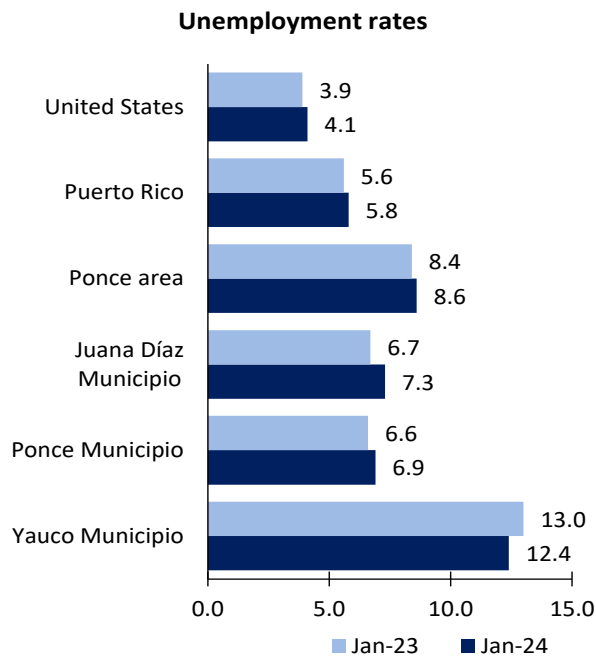


# Ponce Area Economic Summary

Updated March 14, 2024

This summary presents a sampling of economic information for the area; supplemental data are provided for regions and the nation. Subjects include **unemployment, employment, wages, prices, spending, and benefits**. All data are not seasonally adjusted and some may be subject to revision. Area definitions may differ by subject. For more area summaries and geographic definitions, see [www.bls.gov/regions/economic-summaries.htm](http://www.bls.gov/regions/economic-summaries.htm).

## Unemployment rates for the nation and selected areas

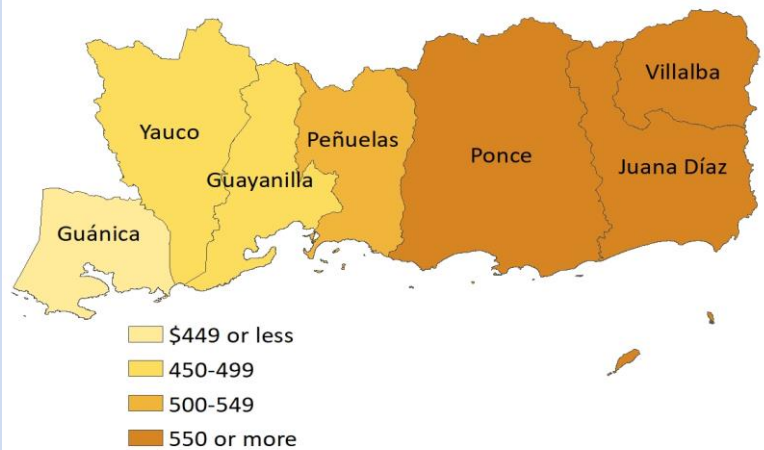


Source: U.S. BLS, Local Area Unemployment Statistics.

## Average weekly wages for all industries by county

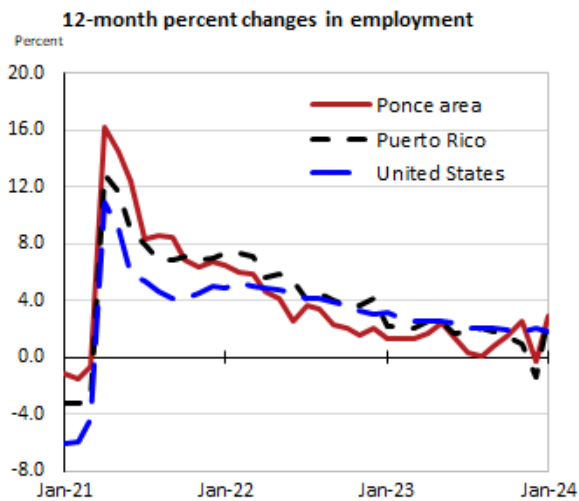
Ponce area, third quarter 2023

(U.S. = \$1,334; Area = \$536)



Source: U.S. BLS, Quarterly Census of Employment and Wages.

## Over-the-year changes in employment on nonfarm payrolls and employment by major industry sector



Source: U.S. BLS, Current Employment Statistics.

Ponce area employment (number in thousands)	Jan. 2024	Change from Jan. 2023 to Jan. 2024	
		Number	Percent
Total nonfarm	73.3	2.1	2.9
Mining, logging, and construction	2.3	-0.1	-4.2
Manufacturing	9.8	0.3	3.2
Trade, transportation, and utilities	14.5	0.7	5.1
Information	0.5	-0.1	-16.7
Financial activities	2.6	0.0	0.0
Professional and business services	-	-	-
Education and health services	11.5	0.1	0.9
Leisure and hospitality	7.5	0.4	5.6
Other services	-	-	-
Government	17.1	0.3	1.8

Source: U.S. BLS, Current Employment Statistics.

