



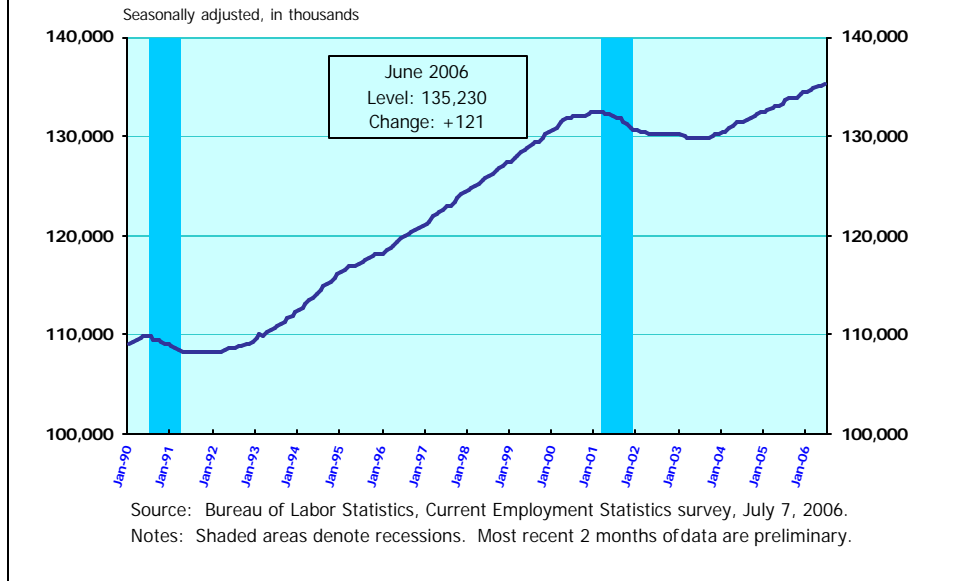
Current Employment Statistics

Highlights

June 2006

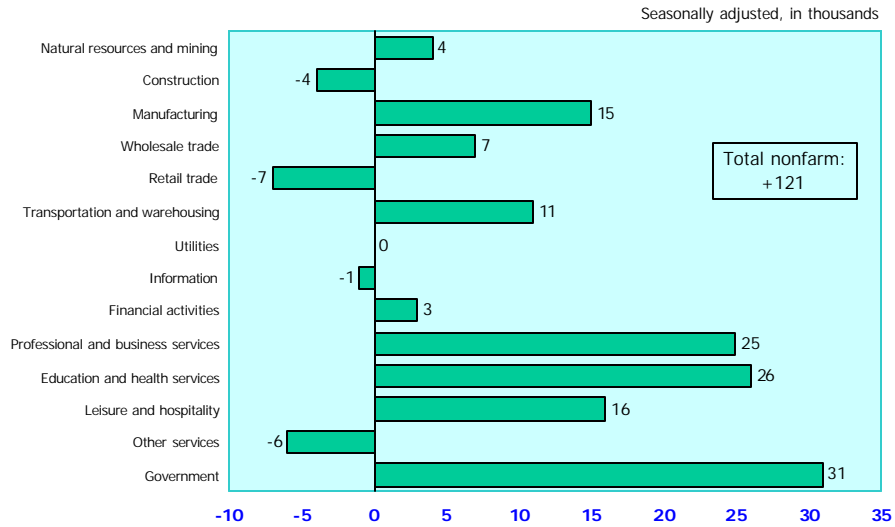
Bureau of Labor Statistics
July 7, 2006

All employees on nonfarm payrolls 1990-2006



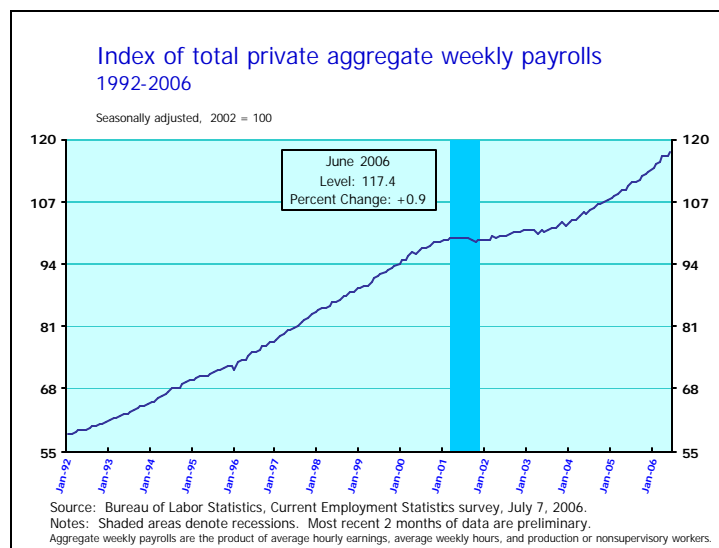
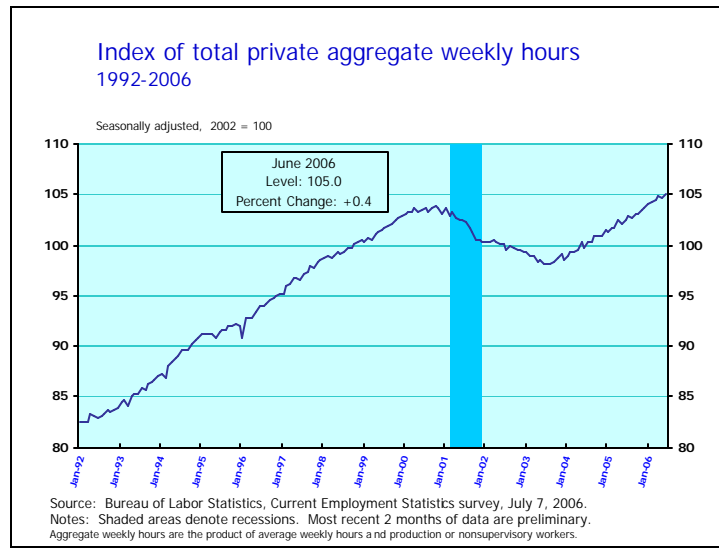
- Nonfarm payrolls increased by 121,000 in June to 135.2 million, seasonally adjusted. This increase follows modest gains of 112,000 in April and 92,000 in May. Since the most recent trough in August 2003, 5.4 million jobs have been added.
- Employment growth averaged 108,000 per month in the second quarter compared to 169,000 per month in the year ending in March.
- Average weekly hours of production or nonsupervisory workers on private nonfarm payrolls increased by 0.1 hour to 33.9 hours in June, seasonally adjusted. The gain in June offsets a loss of 0.1 hour in May.

Employment in total nonfarm and supersectors Over-the-month change, June 2006



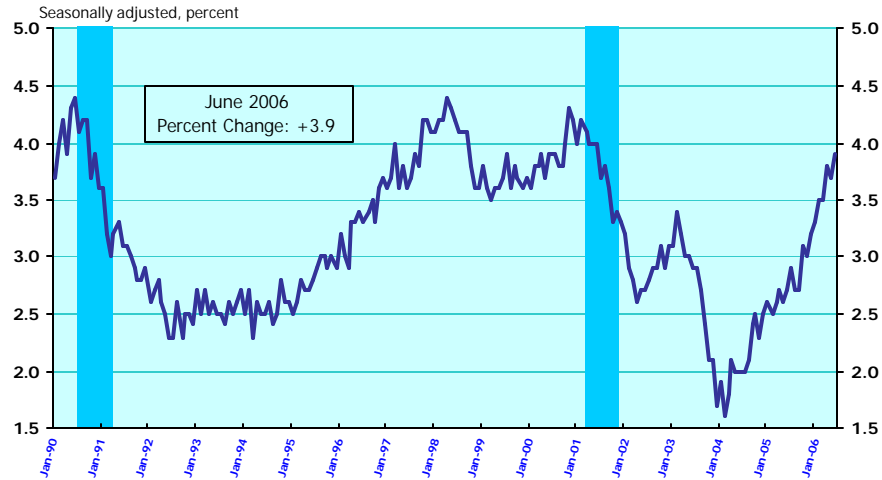
Source: Bureau of Labor Statistics, Current Employment Statistics survey, July 7, 2006.
Note: Data are preliminary.

- Job growth was widespread over the month.
- Government, education and health services, and professional and business services experienced the largest employment increases in June.



- The index of aggregate weekly hours of production or nonsupervisory workers on private nonfarm payrolls rose 0.4 percent in June to 105.0, seasonally adjusted. June's gain follows a decline of 0.2 percent in May.
- The index of aggregate weekly payrolls of production or nonsupervisory workers on private nonfarm payrolls rose 0.9 percent in June to 117.4, seasonally adjusted, following a decrease of 0.1 percent in May. Over the year, the index has increased 6.6 percent.

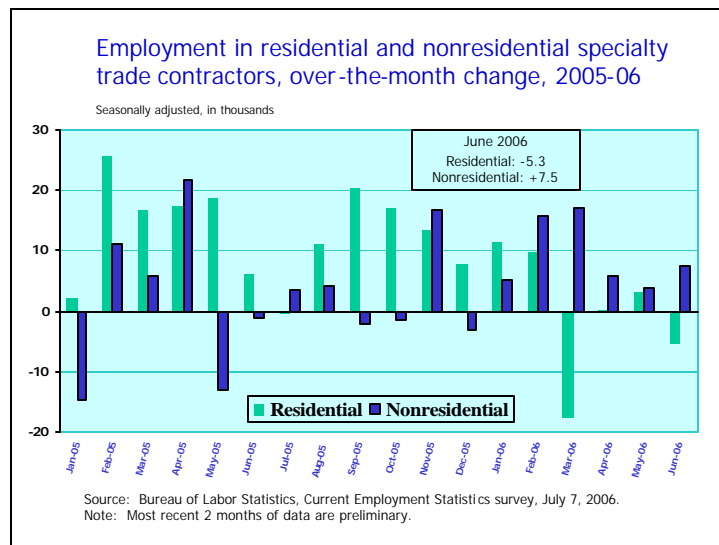
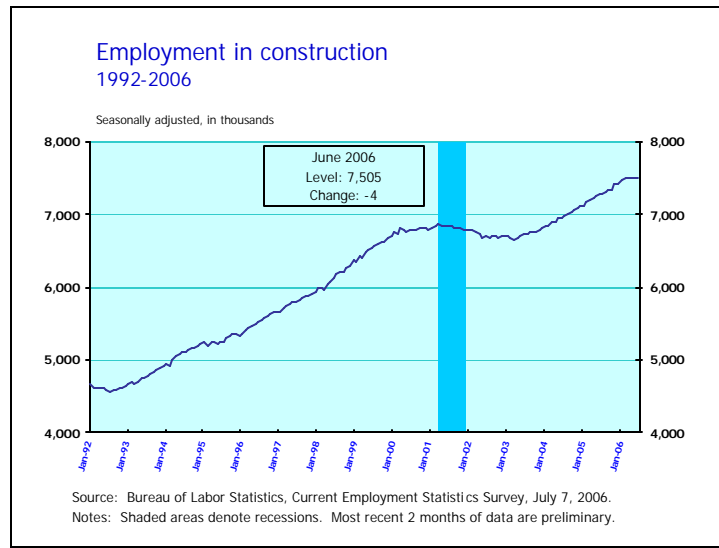
Over-the-year percent change in average hourly earnings, 1990-2006



Source: Bureau of Labor Statistics, Current Employment Statistics Survey, July 7, 2006

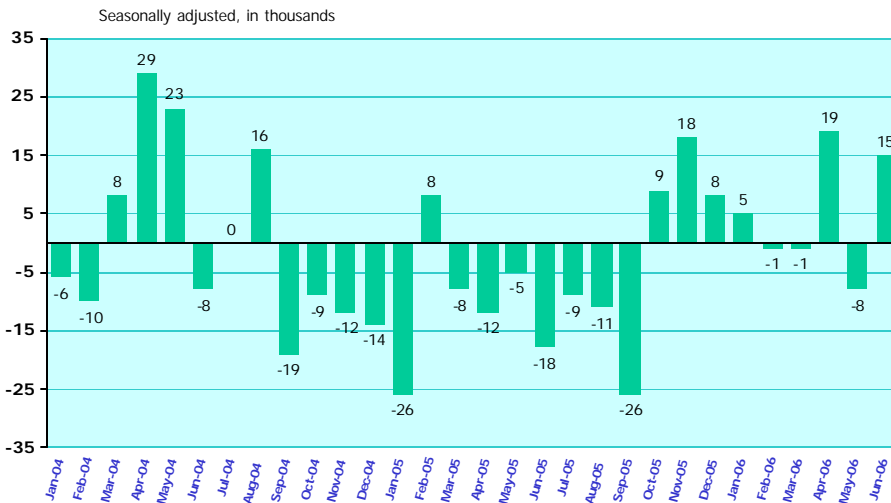
Note: Shaded areas denote recessions. Most recent 2 months of data are preliminary.

- Average hourly earnings of production or nonsupervisory workers rose 8 cents to \$16.70 in June, seasonally adjusted, following increases of 10 cents in April and 1 cent in May. Over the year, average hourly earnings have risen by 3.9 percent.
- Average hourly earnings have not grown this rapidly on an annual basis since June 2001.



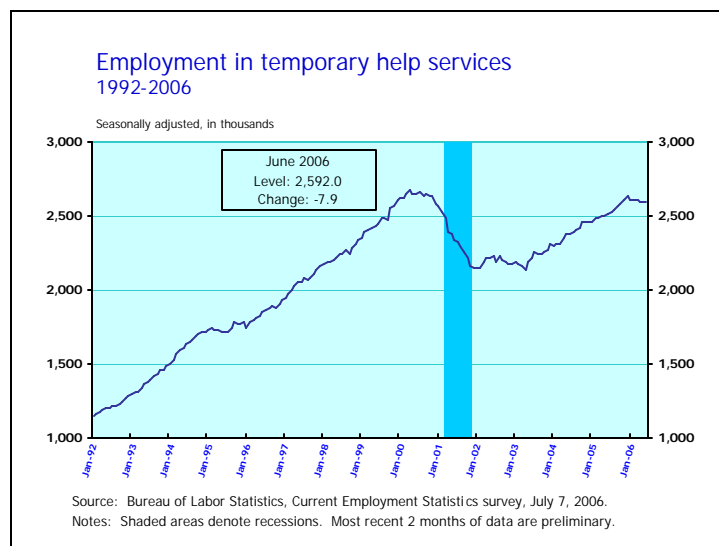
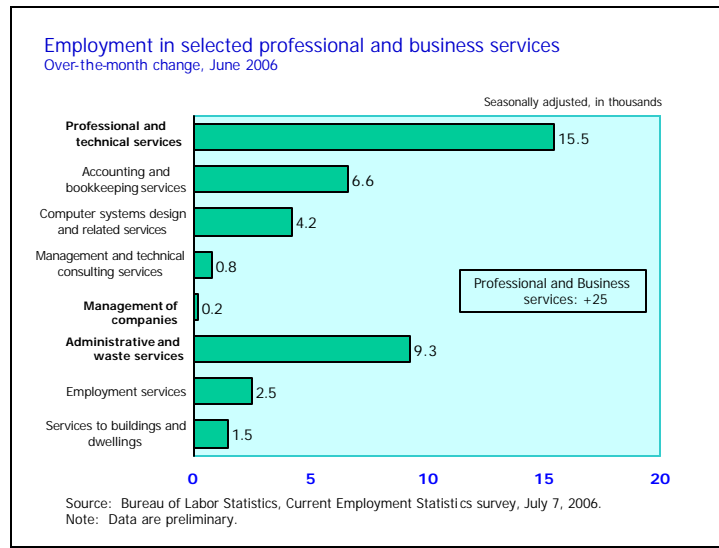
- Employment in the construction industry was essentially unchanged for the fourth straight month. June's weakness was well spread through the component industries. Much of the recent slowdown in this industry has been concentrated in the residential portions of construction and may be attributed to the cooling of the housing market.
- For the fifth consecutive month, employment growth in nonresidential specialty trade contractors outpaced growth in residential specialty trade contractors. Since reaching a high point in February 2006, residential specialty trade contractors have shed 19,700 jobs. Over the same time period, nonresidential specialty trade contractors have added 34,200 jobs.

Employment in manufacturing Over-the-month change, 2004-06



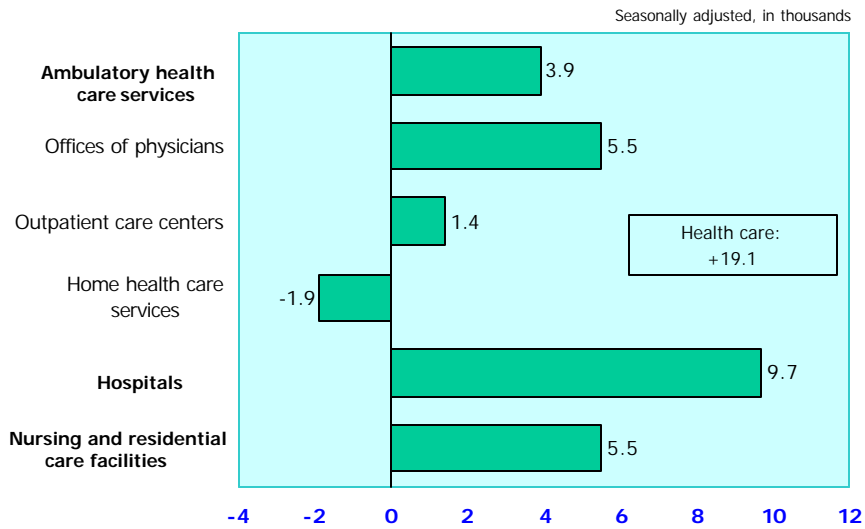
Source: Bureau of Labor Statistics, Current Employment Statistics survey, July 7, 2006.
Note: Most recent 2 months of data are preliminary.

- Manufacturing employment increased by 15,000 in June following a decrease of 8,000 in May. Job gains were concentrated in durable goods manufacturing.
- Transportation equipment, machinery, and electrical equipment and appliances all experienced job gains.
- Offsetting changes in nondurable goods left employment unchanged over the month.
- The average manufacturing workweek increased 0.1 hour to 41.3 hours in June, while average overtime hours were unchanged at 4.6 hours. Since reaching a trough in June 2005, the manufacturing workweek has added 0.9 hour and has surpassed its most recent peak.
- Average hourly earnings rose by 3 cents to \$16.82 in June.



- Professional and business services added 25,000 jobs in June. Job gains in this industry have averaged 27,000 per month thus far in 2006 compared to 41,000 per month in 2005.
- In June, employment increased in accounting and bookkeeping services and in computer systems design. Computer systems design has added 155,000 jobs since last reaching an employment trough in August 2003.
- Employment in temporary help services continued to edge down in June. So far in 2006, this industry has shed an average 6,000 jobs per month, compared with an average monthly job gain of 14,000 during 2005.

Employment in health care Over-the-month change, June 2006



Source: Bureau of Labor Statistics, Current Employment Statistics survey, July 7, 2006.
Note: Data are preliminary.

- Employment growth in health care continued to trend upward in June with the addition of 19,000 jobs. Growth was widespread throughout the components.
- Over the past 12 months, health care has added 278,000 jobs.