

PPI Detailed Report

Data for March 2023



U.S. Department of Labor

U.S. Bureau of Labor Statistics

A blue-tinted composite image. The background shows a large industrial machine with sparks flying from a welding point. In the foreground, a man and a woman are sitting at a desk, looking at a laptop and some papers. The overall scene represents the intersection of industry and labor statistics.

**Mining • Manufacturing • Services
Agriculture • Utilities • Construction**

PPI Detailed Report Data for March 2023

Editors

Joseph Kowal
Gabriel Vera
Timothy Schermerhorn
Nachelle Jackson

Vol. 27, No. 3

Contents

	<i>Page</i>
Producer Price Indexes, March 2023	1
Charts	
Final demand	6
Processed goods for intermediate demand	7
Unprocessed goods for intermediate demand	8
Services for intermediate demand	9
Tables	
Producer Price Indexes	
1. Final demand – intermediate demand weights and percent changes, seasonally adjusted	10
2. Selected commodity groupings percent changes by final demand – intermediate demand category	16
3. Final demand – intermediate demand indexes, seasonally adjusted	26
4. Final demand – intermediate demand weights and percent changes, not seasonally adjusted	32
5. Final demand – intermediate demand indexes, not seasonally adjusted	38
6. Selected commodity and service groupings percent changes, not seasonally adjusted	44
7. Commodity and service groupings and individual items, percent changes, not seasonally adjusted	46
8. Commodity and service groupings and individual items, indexes and percent changes, seasonally adjusted	105
9. Commodity and service groupings and individual items indexes, not seasonally adjusted	129
10. Net output of selected industries and industry groups, indexes and percent changes.....	185
11. Net output of selected industries and their products indexes	187
12. Net output of selected industries and their products, percent changes	257
13. Special commodity groupings	331
14. Net inputs to industries, excluding capital investment, labor, and imports	333
Technical note	338

Producer Price Index Release Dates

The following is the schedule of release dates for Producer Price Index data in 2023. News releases are issued at 8:30 a.m. eastern time on each release date.

Reference Month	Release Date
December 2022	Jan. 18, 2023
January 2023	Feb. 16, 2023
February 2023	Mar. 15, 2023
March 2023	Apr. 13, 2023
April 2023	May 11, 2023
May 2023	Jun. 14, 2023
June 2023	Jul. 13, 2023
July 2023	Aug. 11, 2023
August 2023	Sep. 14, 2023
September 2023	Oct. 11, 2023
October 2023	Nov. 15, 2023
November 2023	Dec. 13, 2023

Producer Price Indexes – March 2023

The Producer Price Index for final demand declined 0.5 percent in March, seasonally adjusted. Final demand prices were unchanged in February and increased 0.4 percent in January. (See table A.) On an unadjusted basis, the index for final demand advanced 2.7 percent for the 12 months ended in March.

In March, two-thirds of the decline in the index for final demand can be attributed to a 1.0-percent decrease in prices for final demand goods. The index for final demand services moved down 0.3 percent.

Prices for final demand less foods, energy, and trade services edged up 0.1 percent in March after rising 0.2 percent in February. For the 12 months ended in March, the index for final demand less foods, energy, and trade services increased 3.6 percent.

Final Demand

Final demand goods: Prices for final demand goods decreased 1.0 percent in March after falling 0.3 percent in February. The March decline is attributable to the index for final demand energy, which dropped 6.4 percent. In contrast, prices for final demand goods less foods and energy and for final demand foods advanced 0.3 percent and 0.6 percent, respectively.

Product detail: Eighty percent of the March decline in the index for final demand goods can be traced to an 11.7-percent drop in prices for gasoline. The indexes for diesel fuel, residential natural gas, jet fuel, electric power, and fresh and dry vegetables also fell. Conversely, prices for light motor trucks increased 0.7 percent. The indexes for chicken eggs and for meats also moved higher. (See table 2.)

Final demand services: Prices for final demand services moved down 0.3 percent in March, the largest decline since falling 0.5 percent in April 2020. Leading the March decrease, margins for final demand trade services dropped 0.9 percent. (Trade indexes measure changes in margins received by wholesalers and retailers.) The index for final demand transportation and warehousing services fell 1.3 percent. In contrast, prices for final demand services less trade, transportation, and warehousing edged up 0.1 percent.

Product detail: A 7.3-percent drop in margins for machinery and vehicle wholesaling was a major factor in the March decrease in prices for final demand services. The indexes for truck transportation of freight, portfolio management, fuels and lubricants retailing, loan services (partial), and automobiles and automobile parts retailing also moved down. Conversely, prices

for guestroom rental rose 4.6 percent. The indexes for food retailing and for transportation of passengers (partial) also advanced.

Intermediate Demand by Commodity Type

Within intermediate demand in March, prices for processed goods declined 1.0 percent, the index for unprocessed goods fell 5.0 percent, and prices for services decreased 0.5 percent. (See tables B and C.)

Processed goods for intermediate demand: The index for processed goods for intermediate demand declined 1.0 percent in March after moving down 0.4 percent in February. A major factor in the March decrease was a 5.1-percent drop in prices for processed energy goods. The index for processed foods and feeds edged down 0.1 percent. In contrast, prices for processed materials less foods and energy advanced 0.1 percent. For the 12 months ended in March, the index for processed goods for intermediate demand moved down 1.0 percent, the largest 12-month decrease since a 1.6-percent decline in September 2020.

Product detail: One-third of the March decrease in prices for processed goods for intermediate demand can be traced to a 6.5-percent decline in the index for diesel fuel. Prices for gasoline, utility natural gas, electric power, ethanol, and formula feeds also moved lower. Conversely, the index for primary basic organic chemicals rose 5.6 percent. Prices for structural, architectural, and pre-engineered metal products and for meats also increased.

Unprocessed goods for intermediate demand: The index for unprocessed goods for intermediate demand moved down 5.0 percent in March, the largest decline since falling 9.7 percent in October 2022. The broad-based decrease in March was led by prices for unprocessed energy goods, which dropped 11.9 percent. The indexes for unprocessed foodstuffs and feedstuffs and for unprocessed nonfood materials less energy also moved lower, 1.3 percent and 0.3 percent, respectively. For the 12 months ended in March, prices for unprocessed goods for intermediate demand declined 17.0 percent, the largest 12-month decrease since a 20.1-percent drop in May 2020.

Product detail: Half of the March decline in the index for unprocessed goods for intermediate demand is due to a 10.2-percent decrease in prices for crude petroleum. The indexes for natural gas; corn; raw milk; hay, hayseeds, and oilseeds; and raw cotton also fell. In contrast, prices for ungraded chicken eggs jumped 44.1 percent. The indexes for nonferrous metal ores and for coal also moved higher.

Chart 1. One-month percent changes in selected PPI final demand price indexes, seasonally adjusted

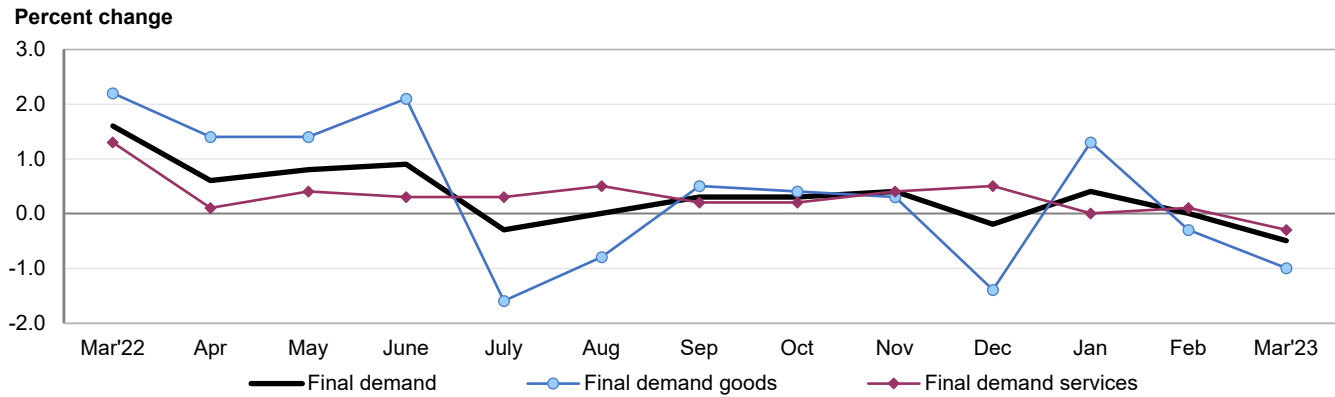


Chart 2. Twelve-month percent changes in selected PPI final demand price indexes, not seasonally adjusted

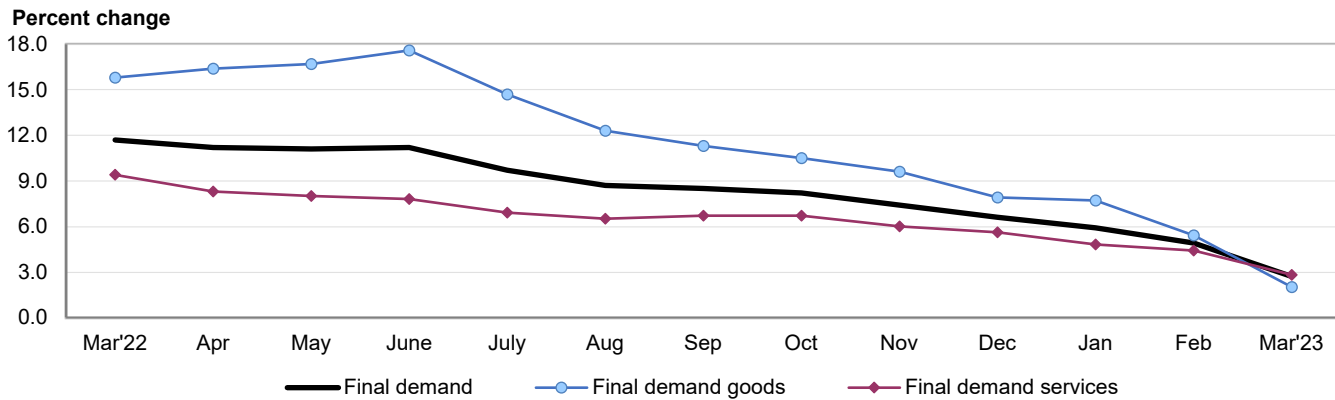


Table A. Monthly and 12-month percent changes in selected final demand price indexes, seasonally adjusted

Month	Total final demand	Final demand less foods, energy, and trade	Final demand goods				Final demand services				Change in final demand from 12 months ago (unadj.)	Change in final demand less foods, energy, and trade from 12 mo. ago (unadj.)
			Total	Foods	Energy	Less foods and energy	Total	Trade	Transportation and warehousing	Other		
2022												
Mar....	1.6	0.9	2.2	2.3	5.7	1.0	1.3	2.3	5.7	0.3	11.7	7.1
Apr....	0.6	0.5	1.4	1.6	1.9	1.2	0.1	0.2	2.0	-0.2	11.2	6.8
May. . .	0.8	0.5	1.4	0.7	4.0	0.7	0.4	0.6	2.5	0.1	11.1	6.8
June...	0.9	0.3	2.1	-0.1	8.4	0.5	0.3	0.5	0.8	0.1	11.2	6.4
July....	-0.3	0.2	-1.6	1.3	-8.3	0.2	0.3	0.8	-0.3	0.1	9.7	5.8
Aug....	0.0	0.2	-0.8	-0.2	-4.4	0.2	0.5	1.0	-1.1	0.4	8.7	5.6
Sept...	0.3	0.3	0.5	1.5	1.0	0.0	0.2	-0.3	-0.2	0.5	8.5	5.6
Oct....	0.3	0.2	0.4	0.7	1.5	0.0	0.2	0.2	0.0	0.2	8.2	5.5
Nov. ¹ ..	0.4	0.4	0.3	3.3	-2.3	0.3	0.4	0.5	-0.4	0.5	7.4	4.9
Dec. ¹ ..	-0.2	0.2	-1.4	-0.9	-6.3	0.1	0.5	1.0	0.0	0.3	6.6	4.7
2023												
Jan. ¹ ..	0.4	0.6	1.3	-1.3	5.5	0.6	0.0	-1.1	-0.5	0.6	5.9	4.5
Feb. ¹ ..	0.0	0.2	-0.3	-2.2	-0.3	0.3	0.1	0.0	-0.9	0.3	4.9	4.5
Mar....	-0.5	0.1	-1.0	0.6	-6.4	0.3	-0.3	-0.9	-1.3	0.1	2.7	3.6

¹ Some of the figures shown above and elsewhere in this release may differ from those previously reported because data for November 2022 through February 2023 have been revised to reflect the availability of late reports and corrections by respondents.

Table B. Monthly and 12-month percent changes in selected intermediate demand price indexes for goods by commodity type, seasonally adjusted

Month	Processed goods for intermediate demand					Unprocessed goods for intermediate demand				
	Total	Foods and feeds	Energy goods	Less foods and energy	Total, change from 12 months ago (unadj.)	Total	Food-stuffs and feed-stuffs	Energy materials	Nonfood materials less energy	Total, change from 12 months ago (unadj.)
2022										
Mar.....	2.1	2.0	6.6	0.9	22.1	2.4	7.3	-4.3	8.4	43.3
Apr.....	2.0	3.2	4.2	1.2	22.0	5.8	3.8	9.3	2.8	50.1
May.....	2.2	1.2	4.4	1.7	21.6	5.4	0.3	14.6	-4.2	46.4
June.....	1.9	0.1	8.4	0.1	21.9	4.8	-0.7	11.1	-1.8	50.3
July.....	-2.1	0.5	-8.0	-0.4	17.2	-8.8	-1.1	-14.2	-5.9	32.5
Aug.....	-1.2	-0.2	-3.7	-0.6	14.3	4.8	-0.9	10.9	0.5	36.9
Sept.....	-0.1	-0.1	2.0	-0.8	12.9	-3.1	1.3	-6.6	-0.6	29.2
Oct.....	-0.2	-0.2	1.5	-0.8	10.1	-9.7	-0.7	-18.1	-4.1	9.3
Nov. ¹	-0.5	0.8	-1.9	-0.2	7.6	-3.1	0.0	-6.7	-0.7	3.5
Dec. ¹	-2.5	-0.6	-9.8	-0.4	4.9	1.5	-0.2	5.0	-1.7	10.6
2023										
Jan. ¹	1.1	0.2	5.3	0.1	3.9	-4.7	-5.6	-7.4	1.5	2.7
Feb. ¹	-0.4	-2.0	-1.4	0.1	2.1	-4.8	-1.0	-11.0	0.5	-10.4
Mar.....	-1.0	-0.1	-5.1	0.1	-1.0	-5.0	-1.3	-11.9	-0.3	-17.0

¹ Some of the figures shown above and elsewhere in this release may differ from those previously reported because data for November 2022 through February 2023 have been revised to reflect the availability of late reports and corrections by respondents.

Services for intermediate demand: The index for services for intermediate demand moved down 0.5 percent in March following a 0.3-percent increase in February. Over half of the broad-based decline can be attributed to a 0.5-percent decrease in prices for services less trade, transportation, and warehousing for intermediate demand. The index for transportation and warehousing services for intermediate demand fell 0.9 percent. Margins for trade services for intermediate demand declined 0.5 percent. For the 12 months ended in March, the index for services for intermediate demand increased 4.2 percent.

Product detail: Nearly 60 percent of the March decline in the index for services for intermediate demand can be attributed to a 5.4-percent decrease in prices for loan services (partial). The indexes for portfolio management, truck transportation of freight, gross rents for retail properties, arrangement of freight and cargo transportation, and fuels and lubricants retailing also moved lower. Conversely, margins for food wholesaling increased 1.8 percent. The indexes for deposit services (partial) and for transportation of passengers (partial) also advanced.

Table C. Monthly and 12-month percent changes in selected intermediate demand price indexes for services by commodity type, seasonally adjusted

Month	Services for intermediate demand				
	Total	Trade	Transportation and warehousing	Other	Total, change from 12 months ago (unadj.)
2022					
Mar.....	1.2	4.2	2.0	0.0	8.4
Apr.....	0.8	1.0	1.7	0.6	8.0
May.....	0.6	0.8	0.5	0.5	7.9
June.....	-0.3	-0.5	0.1	-0.3	6.3
July.....	0.3	0.2	1.1	0.1	5.9
Aug.....	0.6	-0.9	-0.3	1.3	6.0
Sept.....	0.5	0.1	-0.4	0.8	6.2
Oct.....	0.4	0.0	0.6	0.5	6.7
Nov. ¹	0.8	0.9	-1.3	1.2	6.9
Dec. ¹	0.0	-1.2	0.0	0.4	6.0
2023					
Jan. ¹	0.9	0.6	0.3	1.1	6.3
Feb. ¹	0.3	-0.4	-0.2	0.6	6.1
Mar.....	-0.5	-0.5	-0.9	-0.5	4.2

¹ Some of the figures shown above and elsewhere in this release may differ from those previously reported because data for November 2022 through February 2023 have been revised to reflect the availability of late reports and corrections by respondents.

Intermediate Demand by Production Flow

Stage 4 intermediate demand: The index for stage 4 intermediate demand moved down 0.5 percent in March following no change in February. In March, prices for both total services inputs and for total goods inputs to stage 4 intermediate demand declined 0.5 percent. (See table D.) Decreases in the indexes for loan services (partial), portfolio management, electric power, gross rents for retail properties, corn, and diesel fuel outweighed increases in the indexes for food wholesaling, motor vehicles and equipment, and investment banking. For the 12 months ended in March, prices for stage 4 intermediate demand moved up 3.2 percent.

Stage 3 intermediate demand: The index for stage 3 intermediate demand decreased 1.0 percent in March after declining 0.2 percent in February. In March, prices for total goods inputs to stage 3 intermediate demand fell 1.3 percent, and the index for total services inputs moved down 0.7 percent. Lower prices for raw milk, diesel fuel, loan services (partial), corn, jet fuel, and arrangement of freight and cargo transportation outweighed increases in the indexes for ungraded chicken eggs, slaughter cattle, and temporary help services. For the 12 months ended in March, prices for stage 3 intermediate demand decreased 1.7 percent, the largest 12-month decline since falling 2.4 percent in September 2020.

Stage 2 intermediate demand: Prices for stage 2 intermediate demand fell 2.7 percent in March, the largest decline since moving down 4.7 percent in October 2022. In March, the index for total goods inputs to stage 2 intermediate demand dropped 5.2 percent, and prices for total services inputs declined 0.8 percent. Decreases in the indexes for crude petroleum; gas fuels; loan services (partial); fuels and lubricants retailing; hay, hayseeds, and oilseeds; and ethanol outweighed advances in the indexes for carbon steel scrap, deposit services (partial), and food wholesaling. For the 12 months ended in March, prices for stage 2 intermediate demand moved down 4.0 percent, the largest 12-month decline since a 5.3-percent drop in July 2020.

Stage 1 intermediate demand: Prices for stage 1 intermediate demand decreased 0.7 percent in March after falling 0.4 percent in February. In March, the index for total goods inputs to stage 1 intermediate demand moved down 1.2 percent, and prices for total services inputs fell 0.2 percent. Declining prices for diesel fuel, corn, utility natural gas, ethanol, portfolio management, and truck transportation of freight outweighed increases in the indexes for guestroom rental, primary basic organic chemicals, and investment banking. For the 12 months ended in March, prices for stage 1 intermediate demand advanced 0.4 percent.

Table D. Monthly percent changes in selected intermediate demand price indexes by production flow, seasonally adjusted

Month	Stage 4 intermediate demand			Stage 3 intermediate demand			Stage 2 intermediate demand			Stage 1 intermediate demand		
	Total	Goods inputs	Services inputs	Total	Goods inputs	Services inputs	Total	Goods inputs	Services inputs	Total	Goods inputs	Services inputs
2022												
Mar.....	1.1	1.4	0.8	3.0	4.4	1.5	0.6	0.0	1.3	2.6	3.1	2.0
Apr.....	1.0	1.2	0.7	2.3	3.3	1.3	2.9	5.1	0.7	1.6	2.4	0.8
May.....	0.9	1.4	0.5	1.7	2.5	0.7	3.6	6.6	0.3	1.5	2.1	0.8
June.....	0.3	1.0	-0.3	0.5	1.4	-0.5	2.9	5.3	0.1	1.0	2.4	-0.6
July.....	-0.4	-0.8	0.0	-1.2	-2.6	0.4	-4.1	-8.2	0.9	-1.6	-2.8	-0.3
Aug.....	0.3	0.0	0.6	-1.3	-2.6	0.1	3.0	4.8	1.2	-0.4	-1.2	0.5
Sept.....	0.4	0.1	0.7	0.0	-0.1	0.1	-1.9	-4.0	0.3	0.3	0.3	0.2
Oct.....	0.1	-0.1	0.2	-0.1	-0.6	0.5	-4.7	-9.8	0.8	0.1	-0.2	0.4
Nov. ¹	0.4	-0.2	1.0	-0.4	-1.1	0.3	-1.0	-2.9	0.8	0.1	-0.6	0.9
Dec. ¹	-0.4	-0.7	0.0	-2.0	-3.8	0.0	1.0	1.6	0.6	-1.8	-3.0	-0.4
2023												
Jan. ¹	1.0	0.8	1.2	0.2	-0.4	0.8	-1.1	-3.2	0.8	0.8	0.9	0.7
Feb. ¹	0.0	-0.1	0.1	-0.2	-0.6	0.1	-1.4	-4.7	1.3	-0.4	-0.6	-0.2
Mar.....	-0.5	-0.5	-0.5	-1.0	-1.3	-0.7	-2.7	-5.2	-0.8	-0.7	-1.2	-0.2

¹ Some of the figures shown above and elsewhere in this release may differ from those previously reported because data for November 2022 through February 2023 have been revised to reflect the availability of late reports and corrections by respondents.

Chart 1. The Final Demand Index and its component indexes, January 2019 through March 2023, 12-month percentage changes

Percent change

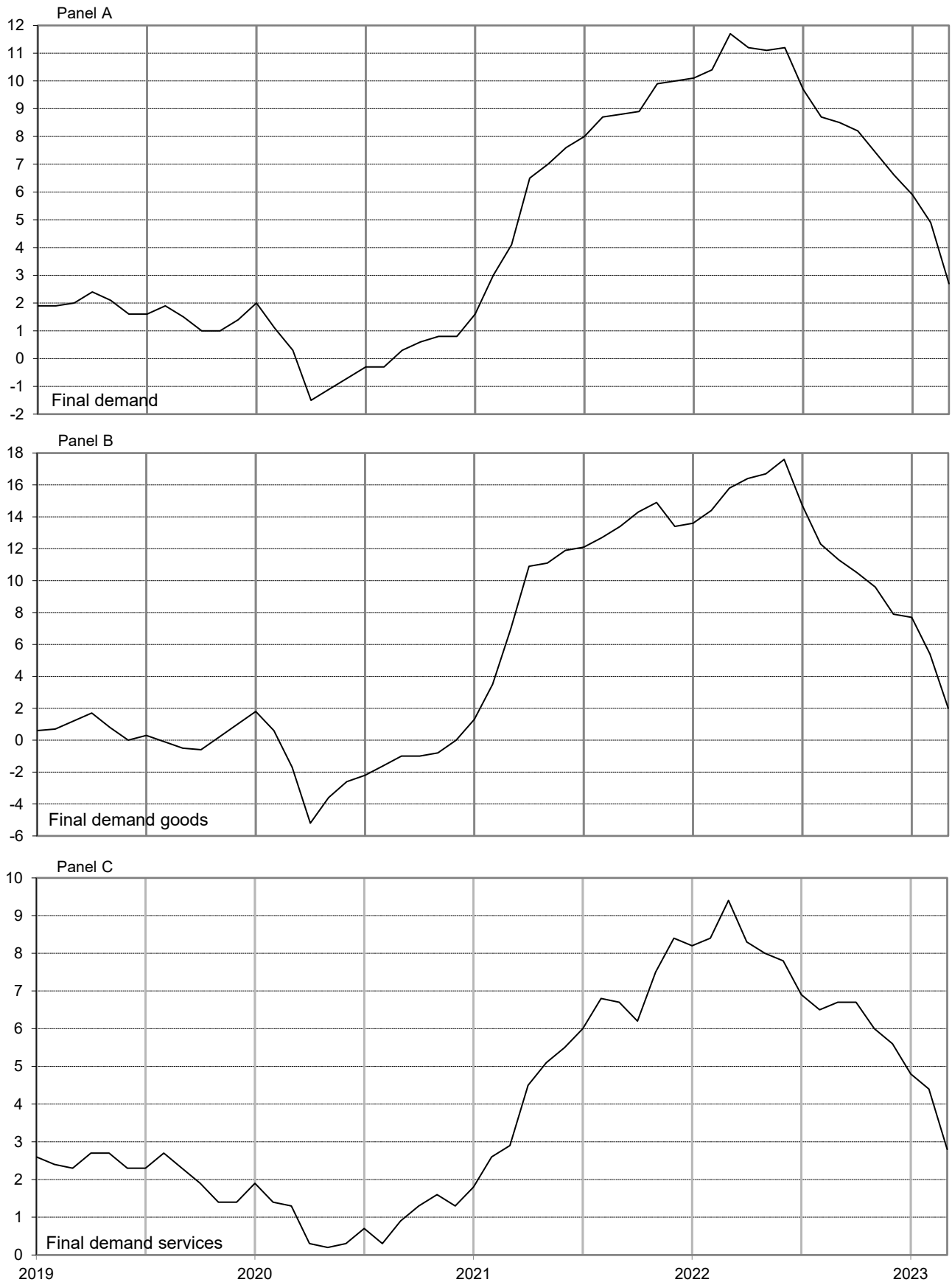


Chart 2. The Processed Goods for Intermediate Demand Index and its component indexes, January 2019 through March 2023, 12-month percentage changes

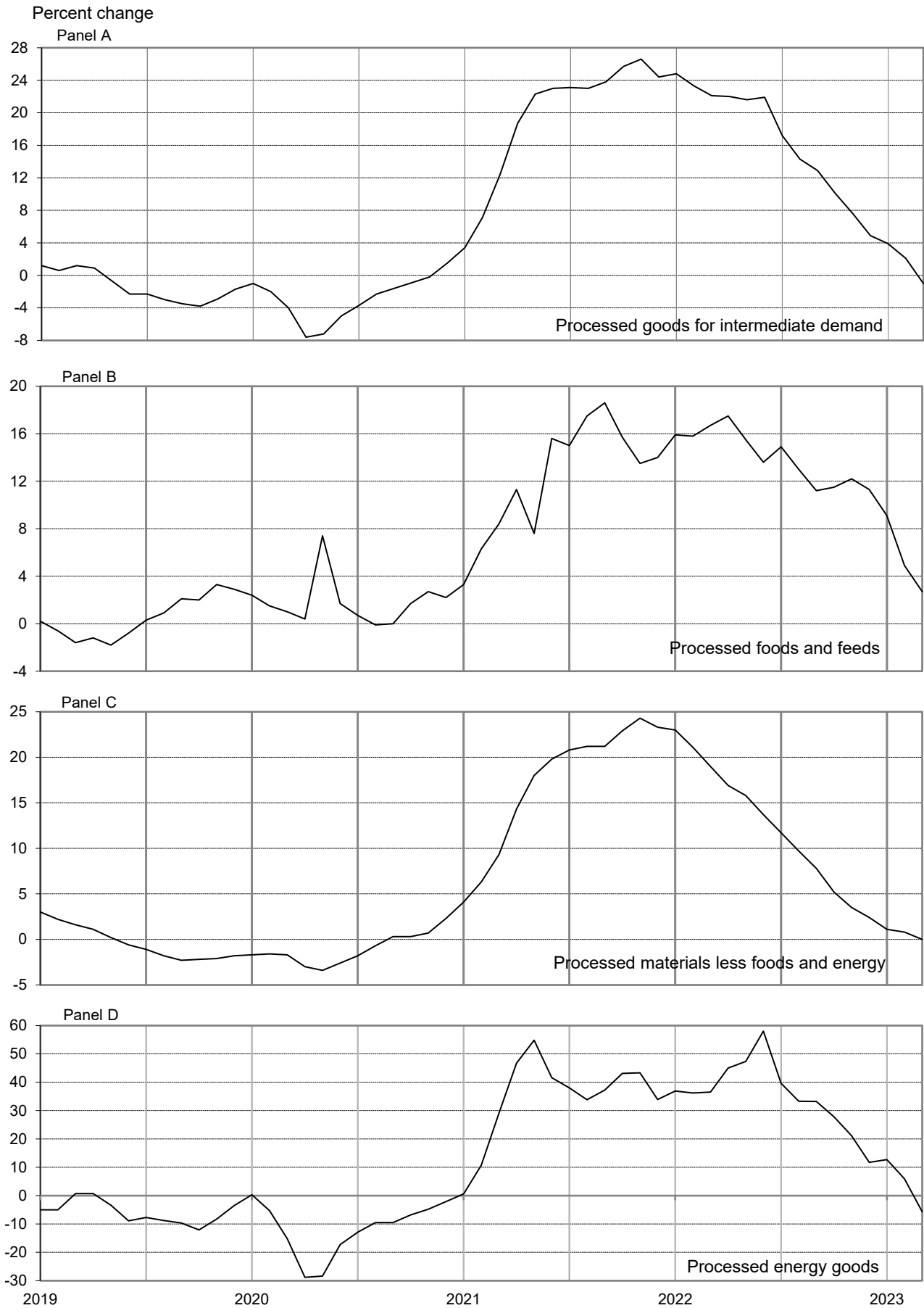


Chart 3. The Unprocessed Goods for Intermediate Demand Index and its component indexes, January 2019 through March 2023, 12-month percentage changes

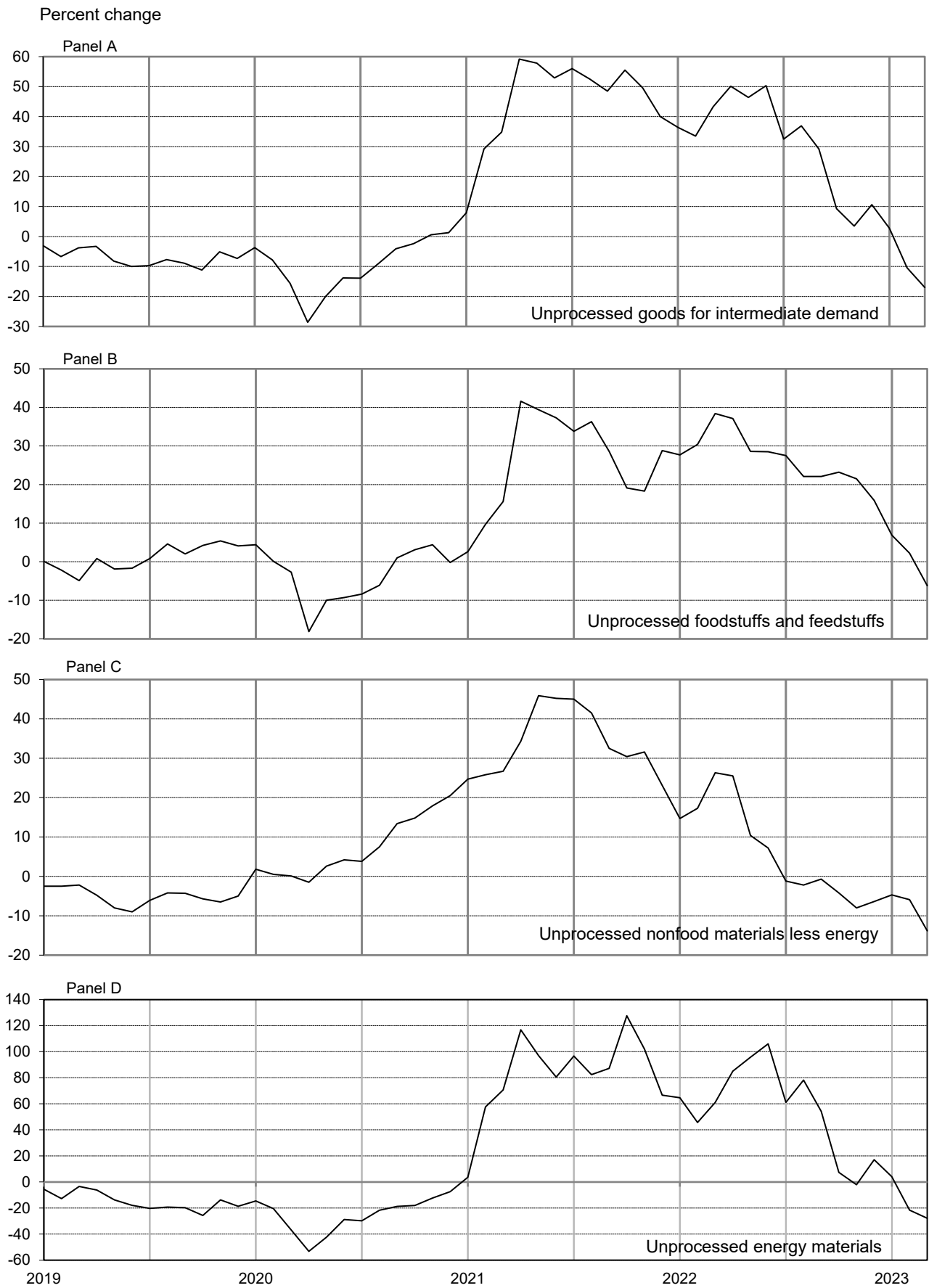
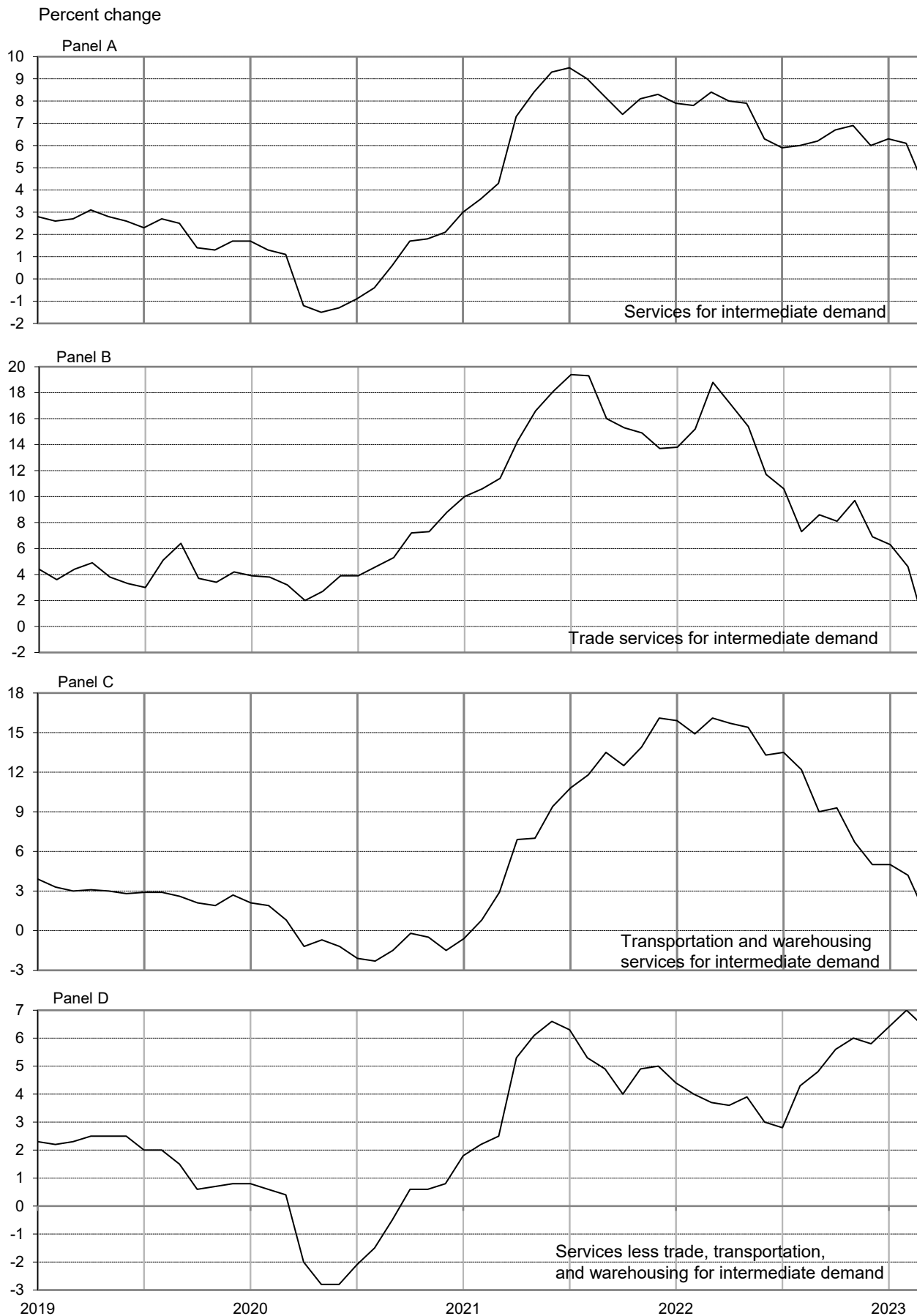


Chart 4. The Services for Intermediate Demand Index and its component indexes, January 2019 through March 2023, 12-month percentage changes



Source: U.S. Bureau of Labor Statistics, Producer Price Index Program

Table 1. Producer price index percentage changes and weights for Final Demand-Intermediate Demand groupings, seasonally adjusted
[March 2023]

Grouping	Commodity code		Relative Importance Dec. 2022 ¹	Unadjusted 12-month percent change ² Mar. 2022 to Mar. 2023 ^P	Seasonally adjusted 1-month percent change ²				
	Group code	Item code			Oct. to Nov.	Nov. to Dec. ^P	Dec. to Jan. ^P	Jan. to Feb. ^P	Feb. to Mar. ^P
Final Demand									
Final demand.....	FD	4	100.000	2.7	0.4	-0.2	0.4	0.0	-0.5
Final demand goods.....	FD	41	30.721	2.0	0.3	-1.4	1.3	-0.3	-1.0
Final demand foods.....	FD	411	5.953	5.1	3.3	-0.9	-1.3	-2.2	0.6
Finished consumer foods ³	FD	4111	4.521	6.7	3.7	-0.8	-1.2	-2.6	1.1
Finished consumer foods, crude.....	FD	41113	0.606	9.7	21.7	-0.9	-16.6	-18.7	6.4
Finished consumer foods, processed.....	FD	41112	3.915	5.8	1.1	-0.8	1.1	-0.5	0.6
Government purchased foods.....	FD	4112	0.408	3.4	1.1	-0.2	0.0	-1.4	0.4
Foods for export.....	FD	4113	1.024	-2.0	2.2	-1.4	-1.9	-1.2	-1.6
Final demand energy.....	FD	412	5.845	-7.2	-2.3	-6.3	5.5	-0.3	-6.4
Finished consumer energy goods ³	FD	4121	4.458	-6.4	-2.5	-4.5	5.5	0.3	-6.6
Government purchased energy.....	FD	4122	0.933	-8.1	-2.0	-12.7	7.3	-2.3	-6.2
Energy for export.....	FD	4123	0.454	-12.1	-1.4	-11.9	1.8	-3.2	-5.3
Final demand goods less foods and energy.....	FD	413	18.922	4.3	0.3	0.1	0.6	0.3	0.3
Finished goods less foods and energy ³	FD	4131	10.796	6.4	0.5	0.2	0.7	0.3	0.4
Finished consumer goods less foods and energy.....	FD	41311	5.749	6.1	0.6	0.1	0.7	0.4	0.3
Nondurable consumer goods less foods and energy.....	FD	413111	3.454	7.1	0.7	0.1	0.8	0.7	0.3
Durable consumer goods.....	FD	413112	2.295	4.6	0.4	0.3	0.5	0.1	0.2
Private capital equipment.....	FD	41312	5.047	6.8	0.4	0.3	0.7	0.2	0.5
Private capital equipment for manufacturing industries.....	FD	413121	1.225	7.9	0.5	0.3	0.9	0.3	0.5
Private capital equipment for nonmanufacturing industries.....	FD	413122	3.822	6.4	0.3	0.3	0.7	0.2	0.5
Government purchased goods, excluding foods and energy.....	FD	4132	1.972	3.7	0.1	0.2	0.3	0.0	0.2
Government purchased goods excluding foods, energy, and capital equipment.....	FD	41321	1.163	4.4	0.0	0.1	0.4	-0.1	0.2
Government purchased capital equipment.....	FD	41322	0.809	2.8	0.2	0.2	0.1	0.2	0.2
Goods for export, excluding foods and energy.....	FD	4133	6.154	0.8	0.0	-0.2	0.5	0.3	0.2
Final demand services.....	FD	42	66.603	2.8	0.4	0.5	0.0	0.1	-0.3
Final demand trade services ⁴	FD	423	19.642	2.4	0.5	1.0	-1.1	0.0	-0.9
Trade of finished goods ³	FD	4231	16.988	2.5	0.3	1.0	-1.2	0.1	-0.7
Trade of personal consumption goods.....	FD	42311	13.855	3.1	-0.2	0.6	-1.0	0.4	-0.4
Trade of private capital equipment.....	FD	42312	3.133	-0.5	2.6	3.0	-2.2	-1.3	-2.4
Trade of government purchased goods.....	FD	4232	0.746	2.5	2.1	1.4	-1.4	-0.3	-2.0
Trade of government purchased goods, excluding capital equipment.....	FD	42321	0.463	3.9	1.1	-0.9	-0.8	0.3	-0.3
Trade of government purchased capital equipment.....	FD	42322	0.283	0.0	3.7	5.2	-2.4	-1.4	-4.8
Trade of exports.....	FD	4233	1.908	2.2	1.8	0.8	-0.1	-0.8	-1.5
Final demand transportation and warehousing services.....	FD	422	5.218	0.5	-0.4	0.0	-0.5	-0.9	-1.3
Transportation of passengers for final demand.....	FD	4221	1.282	11.7	-3.6	3.2	2.4	-1.5	1.3
Transportation of private passengers.....	FD	42211	0.865	11.7	-3.6	3.2	2.4	-1.5	1.3
Transportation of government passengers.....	FD	42212	0.103	11.6	-3.5	3.2	2.4	-1.5	1.3
Transportation of passengers for export.....	FD	42213	0.314	11.8	-3.6	3.2	2.5	-1.5	1.3
Transportation and warehousing of goods for final demand.....	FD	4222	3.936	-3.1	0.7	-1.1	-1.4	-0.7	-2.2
Transportation and warehousing of finished goods ³	FD	42221	2.565	-3.8	0.7	-1.2	-1.6	-0.8	-2.4
Transportation and warehousing of personal consumption goods.....	FD	422211	2.062	-3.6	0.7	-1.2	-1.5	-0.8	-2.3
Transportation and warehousing of private capital equipment.....	FD	422212	0.503	-4.7	0.8	-1.2	-1.9	-0.9	-2.6
Transportation and warehousing of government purchased goods.....	FD	42222	0.233	-0.8	0.6	-0.9	-0.9	-0.5	-1.9
Transportation and warehousing of exports.....	FD	42223	1.138	-1.9	0.7	-1.1	-1.1	-0.6	-2.0
Final demand services less trade, transportation, and warehousing.....	FD	421	41.742	3.1	0.5	0.3	0.6	0.3	0.1
Finished services less trade, transportation, and warehousing ³	FD	4211	36.483	3.0	0.5	0.3	0.6	0.3	0.2
Finished consumer services less trade, transportation, and warehousing.....	FD	42111	32.129	3.0	0.5	0.3	0.6	0.3	0.2
Private capital investment services less trade, transportation, and warehousing.....	FD	42112	4.354	3.0	-0.1	0.2	0.3	-0.1	-0.1
Government purchased services less trade, transportation, and warehousing.....	FD	4212	2.674	2.2	0.3	0.2	0.8	0.2	-0.1
Gov. purchased services less trade, transportation, and warehousing, excl. capital investment.....	FD	42121	2.515	2.3	0.4	0.2	0.8	0.1	-0.1
Government purchased capital investment services less trade, transportation, and warehousing.....	FD	42122	0.159	1.4	-1.0	0.3	1.3	0.5	0.0
Services for export less trade, transportation, and warehousing.....	FD	4213	2.585	6.3	1.4	0.5	1.7	1.4	-0.6
Final demand construction.....	FD	43	2.676	15.6	0.1	0.0	1.8	0.0	0.2
Construction for private capital investment.....	FD	431	1.861	16.5	0.1	0.1	1.9	0.0	0.2
Construction for government.....	FD	432	0.815	14.0	0.0	0.0	1.8	0.1	0.3
Special Groupings of Final Demand									
Final demand less exports.....	FD	49101	86.423	3.0	0.3	-0.1	0.4	0.0	-0.5
Final demand less government.....	FD	49102	92.116	2.8	0.4	0.0	0.4	0.0	-0.5

See footnotes at end of table.

Table 1. Producer price index percentage changes and weights for Final Demand-Intermediate Demand groupings, seasonally adjusted — Continued
 [March 2023]

Grouping	Commodity code		Relative Importance Dec. 2022 ¹	Unadjusted 12-month percent change ² Mar. 2022 to Mar. 2023 ^P	Seasonally adjusted 1-month percent change ²				
	Group code	Item code			Oct. to Nov.	Nov. to Dec. ^P	Dec. to Jan. ^P	Jan. to Feb. ^P	Feb. to Mar. ^P
Final demand less foods, food and nonalcoholic beverages for immediate consumption, and energy ⁵	FD	49103	87.788	3.4	0.4	0.4	0.2	0.2	-0.1
Final demand less foods and energy ⁵	FD	49104	88.202	3.4	0.4	0.4	0.2	0.2	-0.1
Final demand less foods and food and nonalcoholic beverages for immediate consumption ⁵	FD	49105	93.633	2.6	0.2	-0.1	0.5	0.1	-0.6
Final demand less foods ⁵	FD	49106	94.047	2.6	0.2	-0.1	0.5	0.1	-0.6
Final demand less energy.....	FD	49107	94.155	3.5	0.6	0.3	0.1	0.0	-0.1
Final demand less trade services.....	FD	49108	80.358	2.8	0.3	-0.5	0.8	0.0	-0.4
Final demand less distributive services ⁶	FD	49109	76.422	3.1	0.3	-0.4	0.9	0.0	-0.3
Final demand goods less energy.....	FD	49111	24.875	4.4	1.0	-0.1	0.2	-0.3	0.4
Final demand goods less foods.....	FD	49112	24.767	1.5	-0.4	-1.5	1.9	0.1	-1.4
Final demand services less trade services.....	FD	49113	46.960	2.8	0.4	0.2	0.5	0.2	0.0
Final demand distributive services ⁶	FD	49114	23.578	1.6	0.5	0.7	-1.2	-0.1	-1.1
Final demand goods plus final demand distributive services ⁶	FD	49115	54.298	1.8	0.4	-0.5	0.2	-0.2	-1.1
Final demand less foods, energy, and trade services ⁵	FD	49116	68.560	3.6	0.4	0.2	0.6	0.2	0.1
Private and government purchased capital equipment.....	FD	49117	5.856	6.2	0.4	0.3	0.7	0.2	0.4
Private and government purchased capital investment services.....	FD	49118	8.432	1.4	1.2	1.5	-0.8	-0.6	-1.2
Total private and government purchased capital investment.....	FD	49119	14.288	4.8	0.7	0.9	0.1	-0.2	-0.4
Total finished ³	FD	49201	78.537	3.0	0.4	0.0	0.3	0.0	-0.4
Total finished less foods, food and nonalcoholic beverages for immediate consumption, and energy ^{3, 5}	FD	49202	69.149	3.6	0.4	0.5	0.1	0.2	-0.1
Total finished less foods and energy ^{3, 5}	FD	49203	69.558	3.6	0.4	0.4	0.1	0.2	-0.1
Total finished less foods and food and nonalcoholic beverages for immediate consumption ^{3, 5}	FD	49204	73.607	2.8	0.2	0.1	0.4	0.2	-0.5
Total finished less foods ^{3, 5}	FD	49205	74.016	2.8	0.2	0.1	0.4	0.2	-0.5
Total finished less energy ³	FD	49206	74.079	3.8	0.6	0.4	0.0	0.0	0.0
Finished goods ³	FD	49207	19.775	3.2	0.4	-1.1	1.5	-0.3	-1.2
Finished goods less energy ³	FD	49208	15.317	6.4	1.4	-0.1	0.1	-0.5	0.6
Finished goods, excluding foods ^{3, 5}	FD	49209	15.254	2.4	-0.4	-1.2	2.3	0.3	-1.8
Finished services ³	FD	49210	56.901	2.7	0.4	0.5	0.0	0.1	-0.2
Private capital investment services.....	FD	49211	7.990	1.3	1.1	1.4	-0.8	-0.6	-1.1
Finished distributive services ^{3, 6}	FD	49212	19.553	1.7	0.3	0.8	-1.3	0.0	-1.0
Finished services less trade services ³	FD	49213	39.913	2.7	0.4	0.3	0.5	0.2	0.1
Finished services less distributive services ^{3, 6}	FD	49214	37.348	3.2	0.4	0.3	0.6	0.2	0.2
Total private capital investment (goods, services, and construction).....	FD	49215	14.898	4.7	0.7	0.8	0.0	-0.2	-0.4
Finished goods plus finished distributive services ^{3, 6}	FD	49216	39.328	2.4	0.4	-0.2	0.1	-0.2	-1.1
Total exports.....	FD	49301	13.577	1.3	0.6	-0.4	0.4	0.0	-0.7
Goods for export.....	FD	49302	7.632	-0.3	0.2	-1.0	0.3	-0.1	-0.4
Services for export.....	FD	49303	5.945	3.8	1.2	0.5	0.6	0.2	-1.0
Total government purchases.....	FD	49401	7.884	2.4	0.1	-1.5	1.3	-0.4	-0.9
Government purchased goods.....	FD	49402	3.313	0.3	-0.4	-3.6	2.3	-0.9	-1.7
Government purchased services.....	FD	49403	3.756	2.5	0.6	0.5	0.3	0.0	-0.5
Total government purchased capital investment (goods, services, construction).....	FD	49404	2.066	6.2	0.6	0.9	0.5	-0.1	-0.4
Government purchases, defense.....	FD	49405	2.342	0.7	0.1	-1.7	1.3	-0.3	-1.0
Government purchases, non-defense.....	FD	49406	5.542	3.1	0.0	-1.5	1.2	-0.4	-0.9
Personal consumption.....	FD	49501	63.639	2.7	0.3	-0.1	0.4	0.1	-0.4
Personal consumption goods (finished consumer goods).....	FD	49502	14.728	2.0	0.5	-1.6	1.7	-0.5	-1.8
Personal consumption goods less energy.....	FD	49503	10.270	6.3	1.9	-0.3	-0.2	-0.9	0.6
Personal consumption goods less foods.....	FD	49504	10.207	0.3	-0.8	-2.0	3.0	0.4	-2.9
Personal consumption nondurable goods less foods.....	FD	49508	7.912	-0.7	-1.1	-2.5	3.7	0.5	-3.8
Personal consumption services.....	FD	49505	48.911	2.9	0.2	0.4	0.1	0.3	0.0
Personal consumption less trade services.....	FD	49506	49.784	2.5	0.4	-0.4	0.8	0.0	-0.4
Personal consumption less distributive services ⁶	FD	49507	47.722	2.8	0.4	-0.3	0.9	0.0	-0.4
Personal consumption less foods and energy.....	FD	49510	54.660	3.3	0.3	0.3	0.2	0.3	0.0
Personal consumption less foods, energy, and trade services ⁴	FD	49511	40.805	3.3	0.5	0.3	0.5	0.2	0.1
Personal consumption less foods, energy, and distributive services ⁶	FD	49512	38.743	3.7	0.4	0.3	0.6	0.3	0.3
Personal consumption goods plus personal consumption distributive services ⁶	FD	49509	30.645	2.1	0.2	-0.6	0.2	-0.1	-1.2
Intermediate Demand by Commodity Type									
Processed goods									
Processed goods for intermediate demand.....	ID6	1	100.000	-1.0	-0.5	-2.5	1.1	-0.4	-1.0
Materials and components for manufacturing.....	ID6	11	42.988	-2.4	-0.3	-0.6	-0.1	-0.2	0.0
Materials for manufacturing.....	ID6	111	27.087	-6.1	-0.5	-1.0	-0.4	-0.5	-0.1
Materials for food manufacturing.....	ID6	1111	4.441	2.2	0.9	-0.6	0.1	-2.3	0.1
Materials for nondurable manufacturing.....	ID6	1112	12.298	-5.3	-0.8	-0.9	-0.3	-1.3	-0.2
Materials for durable manufacturing.....	ID6	1113	10.348	-9.7	-0.7	-1.4	-0.8	1.3	0.0
Components for manufacturing.....	ID6	112	15.901	4.6	0.2	0.1	0.5	0.3	0.2

See footnotes at end of table.

Table 1. Producer price index percentage changes and weights for Final Demand-Intermediate Demand groupings, seasonally adjusted — Continued
[March 2023]

Grouping	Commodity code		Relative Importance Dec. 2022 ¹	Unadjusted 12-month percent change ² Mar. 2022 to Mar. 2023 ^P	Seasonally adjusted 1-month percent change ²				
	Group code	Item code			Oct. to Nov.	Nov. to Dec. ^P	Dec. to Jan. ^P	Jan. to Feb. ^P	Feb. to Mar. ^P
Components for nondurable manufacturing.....	ID6	1121	0.796	2.7	0.2	-0.2	-0.3	0.0	-0.4
Components for durable manufacturing.....	ID6	1122	15.105	4.7	0.2	0.1	0.6	0.3	0.3
Materials and components for construction.....	ID6	12	10.365	1.4	-0.3	-0.3	0.0	0.1	0.5
Materials for construction.....	ID6	121	4.589	-3.3	-0.1	-0.7	-0.5	0.2	0.2
Components for construction.....	ID6	122	5.776	5.1	-0.4	0.0	0.4	-0.1	0.7
Processed fuels and lubricants for intermediate demand.....	ID6	13	19.623	-5.7	-1.9	-9.8	5.3	-1.4	-5.1
Processed fuels and lubricants to manufacturing industries.....	ID6	131	4.883	-2.0	-1.7	-5.6	2.9	-4.3	-2.8
Processed fuels and lubricants to nonmanufacturing industries.....	ID6	132	14.740	-7.0	-1.9	-11.2	6.2	-0.5	-5.8
Containers for intermediate demand.....	ID6	14	3.112	6.3	0.2	0.0	-0.2	-0.1	-0.6
Supplies for intermediate demand.....	ID6	15	23.911	4.2	0.2	-0.1	0.4	-0.3	0.1
Supplies to manufacturing industries.....	ID6	151	3.184	2.7	-0.2	0.0	-0.2	-0.1	-0.1
Supplies to nonmanufacturing industries.....	ID6	152	20.727	4.5	0.3	-0.1	0.5	-0.3	0.1
Supplies to nonmanufacturing industries, feeds.....	ID6	1521	2.361	2.2	0.3	-0.5	-0.5	-2.2	-1.3
Supplies to nonmanufacturing industries, other than feeds.....	ID6	1522	18.366	4.7	0.3	0.0	0.6	0.0	0.3
Unprocessed goods									
Unprocessed goods for intermediate demand.....	ID6	2	100.000	-17.0	-3.1	1.5	-4.7	-4.8	-5.0
Unprocessed foodstuffs and feedstuffs.....	ID6	21	35.620	-6.2	0.0	-0.2	-5.6	-1.0	-1.3
Unprocessed nonfood materials.....	ID6	22	64.381	-22.5	-4.6	2.4	-4.2	-6.8	-7.1
Unprocessed nonfood materials except fuel.....	ID6	221	45.037	-22.1	-1.6	-7.2	0.3	2.2	-5.0
Unprocessed nonfood materials except fuel to manufacturing industries.....	ID6	2211	43.152	-23.3	-1.6	-7.6	0.1	2.3	-5.2
Unprocessed nonfood materials except fuel to nonmanufacturing industries.....	ID6	2212	1.885	11.7	0.2	0.6	3.4	0.5	0.0
Unprocessed fuel.....	ID6	222	19.344	-37.7	-10.5	22.5	-14.8	-31.6	-15.9
Unprocessed fuel to manufacturing industries.....	ID6	2221	1.007	0.5	-4.5	0.2	-3.8	-10.9	-3.1
Unprocessed fuel to nonmanufacturing industries.....	ID6	2222	18.337	-39.9	-10.9	24.2	-15.4	-32.9	-17.0
Services									
Services for intermediate demand.....	ID6	3	100.000	4.2	0.8	0.0	0.9	0.3	-0.5
Trade services for intermediate demand ⁴	ID6	33	18.467	-0.2	0.9	-1.2	0.6	-0.4	-0.5
Trade services for manufacturing industries.....	ID6	331	9.100	2.3	0.8	-1.3	1.9	-0.5	-0.2
Trade services for nonmanufacturing industries.....	ID6	332	9.367	-2.7	1.0	-1.1	-0.7	-0.3	-0.9
Transportation and warehousing services for intermediate demand.....	ID6	32	14.424	1.2	-1.3	0.0	0.3	-0.2	-0.9
Transportation of passengers for intermediate demand.....	ID6	321	1.070	11.6	-3.5	3.2	2.4	-1.5	1.3
Transportation of passengers for manufacturing industries.....	ID6	3211	0.127	11.8	-3.6	3.2	2.5	-1.5	1.3
Transportation of passengers for nonmanufacturing industries.....	ID6	3212	0.943	11.5	-3.5	3.2	2.4	-1.5	1.3
Transportation and warehousing of goods for intermediate demand.....	ID6	322	13.354	0.4	-1.1	-0.2	0.1	-0.1	-1.1
Transportation and warehousing of goods for manufacturing industries.....	ID6	3221	2.932	0.7	0.5	-0.9	-1.0	-0.4	-1.5
Transportation and warehousing of goods for nonmanufacturing industries.....	ID6	3222	10.422	0.3	-1.5	-0.1	0.4	0.0	-1.0
Services less trade, transportation, and warehousing for intermediate demand.....	ID6	31	67.109	6.4	1.2	0.4	1.1	0.6	-0.5
Services less trade, transportation, and warehousing for manufacturing industries.....	ID6	311	2.057	4.7	0.2	0.2	1.2	0.3	0.2
Services less trade, transportation, and warehousing for nonmanufacturing industries.....	ID6	312	65.052	6.5	1.2	0.4	1.1	0.6	-0.5
Construction									
Construction for intermediate demand.....	ID6	4	100.000	4.9	0.1	0.1	0.8	0.2	0.7
Special Groupings of Intermediate Demand by Commodity Type									
Processed materials less foods and feeds.....	ID6	9111	90.955	-1.3	-0.6	-2.6	1.2	-0.3	-1.1
Processed foods and feeds.....	ID6	9112	9.045	2.7	0.8	-0.6	0.2	-2.0	-0.1
Processed energy goods.....	ID6	9113	19.623	-5.7	-1.9	-9.8	5.3	-1.4	-5.1
Processed materials less energy.....	ID6	9118	80.377	0.3	-0.1	-0.4	0.1	-0.2	0.1
Processed materials less foods and energy.....	ID6	9115	71.332	0.0	-0.2	-0.4	0.1	0.1	0.1
Intermediate distributive services ⁷	ID6	9116	31.821	0.0	0.2	-0.9	0.4	-0.3	-0.8
Processed goods plus intermediate distributive services.....	ID6	9117	-	-0.7	-0.3	-2.0	0.9	-0.4	-0.9
Unprocessed materials less agricultural products.....	ID6	9211	58.886	-23.4	-4.9	3.4	-4.9	-7.7	-7.6
Unprocessed energy materials ⁸	ID6	9212	44.011	-27.9	-6.7	5.0	-7.4	-11.0	-11.9
Unprocessed materials less energy.....	ID6	9213	55.989	-9.3	-0.3	-0.8	-3.1	-0.4	-0.9
Unprocessed nonfood materials less energy ⁹	ID6	9216	20.369	-13.8	-0.7	-1.7	1.5	0.5	-0.3
Intermediate Demand by Production Flow									
Stage 4 Intermediate Demand									
Stage 4 intermediate demand.....	ID5	4	100.000	3.2	0.4	-0.4	1.0	0.0	-0.5
Inputs to stage 4 goods producers.....	ID5	41	30.323	2.2	0.3	-0.5	0.4	-0.1	-0.2
Goods.....	ID5	411	22.393	2.2	0.0	-0.3	0.1	0.1	-0.3

See footnotes at end of table.

Table 1. Producer price index percentage changes and weights for Final Demand-Intermediate Demand groupings, seasonally adjusted — Continued
 [March 2023]

Grouping	Commodity code		Relative Importance Dec. 2022 ¹	Unadjusted 12-month percent change ² Mar. 2022 to Mar. 2023 ^P	Seasonally adjusted 1-month percent change ²				
	Group code	Item code			Oct. to Nov.	Nov. to Dec. ^P	Dec. to Jan. ^P	Jan. to Feb. ^P	Feb. to Mar. ^P
Foods.....	ID5	4111	3.288	-0.1	0.3	-1.7	0.2	-1.2	-1.5
Energy.....	ID5	4112	0.202	0.0	2.4	-0.3	-3.6	-0.4	-4.7
Goods excluding foods and energy.....	ID5	4113	18.903	2.6	-0.1	-0.1	0.1	0.3	0.0
Services.....	ID5	412	7.930	2.5	1.0	-0.9	1.4	-0.5	0.0
Trade services.....	ID5	4123	5.937	2.2	1.2	-1.1	1.5	-0.6	0.1
Transportation and warehousing services.....	ID5	4122	0.515	1.8	0.0	-0.1	0.0	-0.9	-0.9
Transportation of passengers.....	ID5	41221	0.078	11.8	-3.6	3.2	2.5	-1.5	1.3
Transportation and warehousing of goods.....	ID5	41222	0.437	0.2	0.6	-0.6	-0.4	-0.8	-1.3
Services less trade, transportation, and warehousing.....	ID5	4121	1.478	4.3	0.2	0.2	0.9	0.4	0.1
Inputs to stage 4 services producers.....	ID5	42	54.857	5.0	0.7	0.0	1.3	0.1	-0.6
Goods.....	ID5	421	13.958	3.6	-0.2	-0.8	1.7	-0.5	-0.8
Foods.....	ID5	4211	2.359	-1.0	1.0	-1.2	0.0	-1.6	0.4
Energy.....	ID5	4212	4.105	4.6	-1.5	-2.1	4.4	-0.8	-3.1
Goods excluding foods and energy.....	ID5	4213	7.494	4.6	0.2	0.0	0.6	0.1	0.2
Services.....	ID5	422	40.847	5.5	1.0	0.3	1.2	0.3	-0.5
Trade services.....	ID5	4223	4.133	3.9	0.9	-0.8	0.4	-0.5	-0.1
Transportation and warehousing services.....	ID5	4222	3.688	5.9	-1.1	0.7	1.5	0.1	-0.4
Transportation of passengers.....	ID5	42221	0.491	11.7	-3.6	3.2	2.5	-1.5	1.3
Transportation and warehousing of goods.....	ID5	42222	3.197	5.0	-0.7	0.3	1.4	0.4	-0.7
Services less trade, transportation, and warehousing.....	ID5	4221	33.026	5.6	1.3	0.5	1.3	0.4	-0.6
Construction.....	ID5	423	0.052	4.9	0.1	0.1	0.8	0.2	0.7
Inputs to stage 4 construction producers.....	ID5	43	14.819	-0.8	-0.3	-1.4	0.7	0.1	-0.6
Goods.....	ID5	431	10.791	-0.1	-0.5	-1.5	0.8	0.2	-0.4
Energy.....	ID5	4312	0.840	-16.6	-3.7	-13.8	6.6	1.0	-9.1
Goods excluding foods and energy.....	ID5	4313	9.951	1.7	-0.1	-0.3	0.3	0.1	0.5
Services.....	ID5	432	4.028	-2.7	0.3	-1.2	0.4	-0.3	-1.0
Trade services.....	ID5	4323	1.737	-6.7	0.3	-2.1	1.4	-0.6	-1.4
Transportation and warehousing services.....	ID5	4322	0.722	-4.1	0.7	-1.1	-1.6	-0.9	-2.3
Transportation of passengers.....	ID5	43221	0.015	11.8	-3.6	3.2	2.5	-1.5	1.3
Transportation and warehousing of goods.....	ID5	43222	0.707	-4.4	0.8	-1.2	-1.6	-0.9	-2.4
Services less trade, transportation, and warehousing.....	ID5	4321	1.569	3.9	0.3	0.0	0.3	0.3	0.1
Stage 3 Intermediate Demand									
Stage 3 intermediate demand.....	ID5	3	100.000	-1.7	-0.4	-2.0	0.2	-0.2	-1.0
Inputs to stage 3 goods producers.....	ID5	31	45.396	-4.5	-0.8	-1.3	-1.3	-0.4	-0.6
Goods.....	ID5	311	35.711	-5.9	-1.0	-1.4	-2.0	-0.3	-0.5
Foods.....	ID5	3111	11.819	-7.7	-0.7	-0.5	-5.4	-1.7	-1.5
Energy.....	ID5	3112	1.238	-10.6	-2.0	-16.6	1.2	-2.4	-3.0
Goods excluding foods and energy.....	ID5	3113	22.654	-4.6	-1.1	-0.7	-0.4	0.5	0.2
Services.....	ID5	312	9.685	1.1	0.2	-1.0	1.4	-0.4	-1.0
Trade services.....	ID5	3123	5.316	1.3	0.0	-1.4	3.0	-0.3	-0.8
Transportation and warehousing services.....	ID5	3122	3.003	-0.7	0.5	-0.7	-1.3	-0.8	-1.9
Transportation of passengers.....	ID5	31221	0.144	11.8	-3.6	3.2	2.5	-1.5	1.3
Transportation and warehousing of goods.....	ID5	31222	2.859	-1.3	0.7	-0.9	-1.4	-0.7	-2.0
Services less trade, transportation, and warehousing.....	ID5	3121	1.366	5.3	0.2	-0.1	1.0	0.4	0.2
Inputs to stage 3 services producers.....	ID5	32	53.446	1.4	-0.1	-2.6	1.5	-0.1	-1.3
Goods.....	ID5	321	10.524	-6.5	-1.4	-11.4	5.2	-1.5	-4.1
Foods.....	ID5	3211	0.090	5.8	0.9	-0.4	2.3	-1.7	-1.0
Energy.....	ID5	3212	6.519	-11.9	-2.2	-17.0	8.1	-2.4	-6.6
Goods excluding foods and energy.....	ID5	3213	3.915	3.8	0.4	0.0	0.3	0.0	0.3
Services.....	ID5	322	42.349	4.0	0.3	0.4	0.7	0.2	-0.6
Trade services.....	ID5	3223	2.635	4.9	1.0	-0.5	-1.4	1.0	-1.1
Transportation and warehousing services.....	ID5	3222	10.001	-0.6	-2.3	0.2	0.8	0.1	-0.9
Transportation of passengers.....	ID5	32221	0.021	2.5	-0.1	0.2	0.0	0.0	0.2
Transportation and warehousing of goods.....	ID5	32222	9.980	-0.6	-2.3	0.2	0.8	0.1	-0.9
Services less trade, transportation, and warehousing.....	ID5	3221	29.713	5.4	1.1	0.6	0.8	0.2	-0.5
Construction.....	ID5	323	0.573	4.9	0.1	0.1	0.8	0.2	0.7
Inputs to stage 3 construction producers.....	ID5	33	1.157	-11.8	0.0	-2.5	-0.4	-1.1	-0.7
Goods.....	ID5	331	0.569	-5.0	-0.8	-0.7	-0.5	-0.1	-0.3
Goods excluding foods and energy.....	ID5	3313	0.569	-5.0	-0.8	-0.7	-0.5	-0.1	-0.3
Services.....	ID5	332	0.588	-16.2	0.5	-3.8	-0.2	-2.1	-1.2
Trade services.....	ID5	3323	0.543	-17.3	0.6	-4.0	-0.3	-2.3	-1.2
Transportation and warehousing services.....	ID5	3322	0.016	8.6	0.3	-0.2	0.4	-0.4	-0.3
Transportation and warehousing of goods.....	ID5	33222	0.016	8.6	0.3	-0.2	0.4	-0.4	-0.3
Services less trade, transportation, and warehousing.....	ID5	3321	0.029	6.4	0.0	-0.3	2.0	0.0	0.0
Stage 2 Intermediate Demand									

See footnotes at end of table.

Table 1. Producer price index percentage changes and weights for Final Demand-Intermediate Demand groupings, seasonally adjusted — Continued
 [March 2023]

Grouping	Commodity code		Relative Importance Dec. 2022 ¹	Unadjusted 12-month percent change ² Mar. 2022 to Mar. 2023 ^P	Seasonally adjusted 1-month percent change ²				
	Group code	Item code			Oct. to Nov.	Nov. to Dec. ^P	Dec. to Jan. ^P	Jan. to Feb. ^P	Feb. to Mar. ^P
Stage 2 intermediate demand.....	ID5	2	100.000	-4.0	-1.0	1.0	-1.1	-1.4	-2.7
Inputs to stage 2 goods producers.....	ID5	21	54.614	-12.0	-2.4	1.4	-2.6	-3.8	-4.3
Goods.....	ID5	211	41.174	-17.0	-3.2	1.9	-3.7	-5.2	-5.8
Foods.....	ID5	2111	4.315	-3.0	0.8	-0.6	-2.5	-0.9	-3.0
Energy.....	ID5	2112	21.420	-28.7	-6.4	4.3	-6.9	-10.3	-11.8
Goods excluding foods and energy.....	ID5	2113	15.439	-4.9	0.0	-0.5	0.4	0.1	0.4
Services.....	ID5	212	13.177	6.8	0.5	-0.2	0.6	0.5	-0.1
Trade services.....	ID5	2123	5.199	3.3	0.5	-0.8	0.0	-0.4	0.3
Transportation and warehousing services.....	ID5	2122	4.453	7.2	-0.3	-0.4	0.3	0.5	-0.1
Transportation of passengers.....	ID5	21221	0.167	11.3	-3.4	3.1	2.4	-1.5	1.3
Transportation and warehousing of goods.....	ID5	21222	4.286	7.0	0.0	-0.6	0.3	0.6	-0.1
Services less trade, transportation, and warehousing.....	ID5	2121	3.525	12.4	1.3	1.0	1.8	1.9	-0.8
Construction.....	ID5	213	0.263	4.9	0.1	0.1	0.8	0.2	0.7
Inputs to stage 2 services producers.....	ID5	22	45.386	6.4	0.7	0.6	0.8	1.3	-0.9
Goods.....	ID5	221	5.020	2.1	-0.2	-0.8	0.6	-0.3	-0.6
Foods.....	ID5	2211	0.055	-7.8	-0.8	-1.2	-1.4	-2.3	-3.0
Energy.....	ID5	2212	0.350	-4.9	-3.0	-10.7	8.0	-1.4	-7.4
Goods excluding foods and energy.....	ID5	2213	4.615	2.8	0.0	0.0	0.1	-0.2	0.0
Services.....	ID5	222	39.489	7.1	0.8	0.8	0.9	1.5	-1.0
Trade services.....	ID5	2223	2.263	-3.5	2.2	4.7	-4.7	-0.1	-4.2
Transportation and warehousing services.....	ID5	2222	2.842	-12.7	-7.0	1.1	-1.6	-1.1	-1.6
Transportation of passengers.....	ID5	22221	0.388	11.7	-3.6	3.2	2.5	-1.5	1.3
Transportation and warehousing of goods.....	ID5	22222	2.454	-16.0	-7.5	0.7	-2.2	-1.0	-2.1
Services less trade, transportation, and warehousing.....	ID5	2221	34.384	9.8	1.5	0.5	1.4	1.8	-0.8
Construction.....	ID5	223	0.877	4.9	0.1	0.1	0.8	0.2	0.7
Stage 1 Intermediate Demand									
Stage 1 intermediate demand.....	ID5	1	100.000	0.4	0.1	-1.8	0.8	-0.4	-0.7
Inputs to stage 1 goods producers.....	ID5	11	33.622	-3.3	-0.5	-1.5	0.6	-0.4	-1.1
Goods.....	ID5	111	24.730	-5.1	-0.8	-1.7	0.0	-0.4	-1.3
Foods.....	ID5	1111	3.334	-7.8	-1.1	-2.2	-0.4	-0.9	-4.4
Energy.....	ID5	1112	3.858	1.5	-0.9	-4.4	2.6	-1.6	-4.7
Goods excluding foods and energy.....	ID5	1113	17.538	-5.9	-0.7	-1.0	-0.4	0.0	0.0
Services.....	ID5	112	8.891	1.9	0.2	-1.0	2.1	-0.4	-0.6
Trade services.....	ID5	1123	5.434	0.7	0.2	-1.5	3.2	-0.9	-0.7
Transportation and warehousing services.....	ID5	1122	0.606	13.2	-0.9	-0.2	-0.1	0.5	0.0
Transportation of passengers.....	ID5	11221	0.103	11.8	-3.6	3.2	2.5	-1.5	1.3
Transportation and warehousing of goods.....	ID5	11222	0.503	13.4	-0.5	-0.7	-0.6	0.9	-0.3
Services less trade, transportation, and warehousing.....	ID5	1121	2.851	2.2	0.5	-0.1	0.6	0.4	-0.4
Construction.....	ID5	113	0.001	4.9	0.1	0.1	0.8	0.2	0.7
Inputs to stage 1 services producers.....	ID5	12	53.476	3.9	0.6	-1.6	1.0	-0.3	-0.5
Goods.....	ID5	121	16.341	1.6	-0.5	-4.7	2.2	-0.9	-1.5
Foods.....	ID5	1211	0.115	76.9	-1.1	8.3	-2.4	-16.2	6.1
Energy.....	ID5	1212	5.454	-7.8	-1.7	-12.9	5.1	-2.4	-4.8
Goods excluding foods and energy.....	ID5	1213	10.772	6.9	0.2	0.4	0.7	0.1	0.2
Services.....	ID5	122	37.132	5.1	1.2	0.1	0.6	-0.1	0.0
Trade services.....	ID5	1223	3.680	3.0	1.7	-0.8	-0.6	0.7	-0.8
Transportation and warehousing services.....	ID5	1222	4.369	6.0	-1.1	0.7	1.4	-0.6	-0.3
Transportation of passengers.....	ID5	12221	1.346	11.8	-3.6	3.2	2.5	-1.5	1.3
Transportation and warehousing of goods.....	ID5	12222	3.023	3.4	0.2	-0.5	0.9	-0.1	-1.0
Services less trade, transportation, and warehousing.....	ID5	1221	29.083	5.2	1.4	0.2	0.6	-0.1	0.1
Construction.....	ID5	123	0.003	4.9	0.1	0.1	0.8	0.2	0.7
Inputs to stage 1 construction producers.....	ID5	13	12.902	-3.8	0.0	-3.1	0.3	-0.7	-0.6
Goods.....	ID5	131	9.191	1.9	-0.3	-3.0	0.8	-0.4	-0.3
Energy.....	ID5	1312	0.911	-15.7	-1.7	-22.1	6.3	-4.4	-5.8
Goods excluding foods and energy.....	ID5	1313	8.280	4.2	-0.1	0.0	0.2	0.0	0.4
Services.....	ID5	132	3.711	-14.0	0.6	-3.3	-0.7	-1.4	-1.5
Trade services.....	ID5	1323	2.767	-15.0	0.6	-3.6	-0.1	-1.7	-1.2
Transportation and warehousing services.....	ID5	1322	0.852	-5.7	0.7	-1.4	-2.2	-0.9	-2.8
Transportation and warehousing of goods.....	ID5	13222	0.852	-5.7	0.7	-1.4	-2.2	-0.9	-2.8
Services less trade, transportation, and warehousing.....	ID5	1321	0.092	8.1	0.3	0.2	0.6	-0.2	0.6
Special Groupings of Intermediate Demand by Production Flow									
Total goods inputs to stage 4 intermediate demand.....	ID5	9411	47.142	2.1	-0.2	-0.7	0.8	-0.1	-0.5
Total services inputs to stage 4 intermediate demand.....	ID5	9412	52.805	4.2	1.0	0.0	1.2	0.1	-0.5
Total construction inputs to stage 4 intermediate demand.....	ID5	9413	0.052	4.9	0.1	0.1	0.8	0.2	0.7
Total foods inputs to stage 4 intermediate demand.....	ID5	9414	5.647	-0.5	0.6	-1.5	0.1	-1.3	-0.7

See footnotes at end of table.

Table 1. Producer price index percentage changes and weights for Final Demand-Intermediate Demand groupings, seasonally adjusted — Continued
 [March 2023]

Grouping	Commodity code		Relative Importance Dec. 2022 ¹	Unadjusted 12-month percent change ² Mar. 2022 to Mar. 2023 ^p	Seasonally adjusted 1-month percent change ²				
	Group code	Item code			Oct. to Nov.	Nov. to Dec. ^p	Dec. to Jan. ^p	Jan. to Feb. ^p	Feb. to Mar. ^p
Total energy goods inputs to stage 4 intermediate demand.....	ID5	9415	5.147	-0.1	-1.8	-4.3	4.5	-0.5	-4.3
Total goods less foods and energy inputs to stage 4 intermediate demand.	ID5	9416	36.348	2.8	0.0	-0.1	0.3	0.2	0.2
Total goods inputs to stage 3 intermediate demand.....	ID5	9311	46.804	-6.0	-1.1	-3.8	-0.4	-0.6	-1.3
Total services inputs to stage 3 intermediate demand.....	ID5	9312	52.622	3.0	0.3	0.0	0.8	0.1	-0.7
Total construction inputs to stage 3 intermediate demand.....	ID5	9313	0.573	4.9	0.1	0.1	0.8	0.2	0.7
Total foods inputs to stage 3 intermediate demand.....	ID5	9314	11.909	-7.6	-0.7	-0.5	-5.4	-1.7	-1.5
Total energy goods inputs to stage 3 intermediate demand.....	ID5	9315	7.757	-11.7	-2.2	-16.9	6.9	-2.4	-6.0
Total goods less foods and energy inputs to stage 3 intermediate demand.	ID5	9316	27.138	-3.5	-0.9	-0.6	-0.3	0.4	0.2
Total goods inputs to stage 2 intermediate demand.....	ID5	9211	46.194	-15.1	-2.9	1.6	-3.2	-4.7	-5.2
Total services inputs to stage 2 intermediate demand.....	ID5	9212	52.666	7.0	0.8	0.6	0.8	1.3	-0.8
Total construction inputs to stage 2 intermediate demand.....	ID5	9213	1.140	4.9	0.1	0.1	0.8	0.2	0.7
Total foods inputs to stage 2 intermediate demand.....	ID5	9214	4.370	-3.0	0.7	-0.6	-2.5	-0.9	-3.0
Total energy goods inputs to stage 2 intermediate demand.....	ID5	9215	21.770	-28.3	-6.3	4.0	-6.7	-10.1	-11.7
Total goods less foods and energy inputs to stage 2 intermediate demand.	ID5	9216	20.054	-3.3	0.0	-0.4	0.3	0.0	0.3
Total goods inputs to stage 1 intermediate demand.....	ID5	9111	50.262	-1.7	-0.6	-3.0	0.9	-0.6	-1.2
Total services inputs to stage 1 intermediate demand.....	ID5	9112	49.734	2.5	0.9	-0.4	0.7	-0.2	-0.2
Total construction inputs to stage 1 intermediate demand.....	ID5	9117	0.004	4.9	0.1	0.1	0.8	0.2	0.7
Total foods inputs to stage 1 intermediate demand.....	ID5	9114	3.449	-6.6	-1.1	-1.9	-0.5	-1.4	-4.1
Total energy goods inputs to stage 1 intermediate demand.....	ID5	9115	10.223	-5.7	-1.4	-11.1	4.2	-2.2	-4.8
Total goods less foods and energy inputs to stage 1 intermediate demand.	ID5	9116	36.590	0.0	-0.3	-0.3	0.0	0.0	0.1

¹ Comprehensive relative importance figures are initially computed after the publication of December indexes and are recalculated after final December indexes are available. Individual items and subtotals may not add exactly to totals because of rounding differences.

² All indexes are subject to revision for 4 months after their originally scheduled publication to incorporate late reports and corrections by survey respondents. In addition, seasonally adjusted indexes are subject to change for up to 5 years due to the recalculation of seasonal factors published each January.

³ PPI defines Total finished as including only the personal consumption and private capital investment portions of final demand.

⁴ Trade indexes measure changes in margins received by wholesalers and retailers.

⁵ The PPI definition of foods does not include food and beverages for immediate consumption. PPI defines food and beverages for immediate consumption as the service of preparing meals, snacks, and beverages to customer order for immediate on-premises and off-premises consumption.

⁶ Distributive services include transportation, warehousing, and trade of goods.

⁷ Includes intermediate trade, transportation, and warehousing services.

⁸ Includes crude petroleum.

⁹ Excludes crude petroleum.

^p Preliminary

"/" Data not available.

Table 2. Producer price index percentage changes for selected commodity groupings by Final Demand-Intermediate Demand category, seasonally adjusted
 [March 2023]

Grouping	Commodity code		Unadjusted 12-month percent change ¹	Seasonally adjusted 1-month percent change ¹				
	Group code	Item code		Mar. 2022 to Mar. 2023 ^P	Oct. to Nov.	Nov. to Dec. ^P	Dec. to Jan. ^P	Jan. to Feb. ^P
Final Demand								
Final demand.....	FD	4	2.7	0.4	-0.2	0.4	0.0	-0.5
Final demand goods.....	FD	41	2.0	0.3	-1.4	1.3	-0.3	-1.0
Final demand foods.....	FD	411	5.1	3.3	-0.9	-1.3	-2.2	0.6
Fresh fruits and melons ²	01	11	9.2	3.2	-7.8	6.5	-6.4	-3.2
Fresh and dry vegetables ²	01	13	-18.0	38.2	-9.4	-33.5	-13.6	-7.5
Grains.....	01	2	-14.9	-3.2	-4.0	-1.6	0.8	-7.5
Eggs for fresh use ²	01	7107	116.1	26.0	24.5	-12.7	-41.3	33.9
Oilseeds.....	01	8301	-8.9	3.2	0.0	-4.9	0.6	-4.3
Bakery products ²	02	11	10.0	1.4	0.1	0.3	0.5	0.6
Milled rice ²	02	13	21.5	0.7	2.0	3.3	0.4	0.6
Pasta products ²	02	1402	26.2	0.0	0.0	8.9	1.3	0.0
Beef and veal.....	02	2101	4.6	2.9	4.4	7.5	-1.3	1.5
Pork.....	02	2104	-2.2	1.2	-1.9	-2.1	-2.3	3.4
Processed young chickens.....	02	2203	-9.6	-0.4	-4.3	-3.7	0.1	6.3
Processed turkeys ²	02	2206	5.0	0.0	-0.3	0.0	-2.2	-11.6
Finfish and shellfish.....	02	23	-4.0	-1.9	-1.9	0.7	-1.3	1.1
Dairy products.....	02	3	-3.9	-0.2	-0.3	-1.6	-2.1	-2.0
Processed fruits and vegetables ²	02	4	18.3	1.7	0.2	1.4	1.1	0.5
Confectionery end products ²	02	55	5.7	0.5	-0.3	-0.7	1.7	0.2
Soft drinks ²	02	62	14.2	0.3	-1.2	6.4	-0.8	0.0
Roasted coffee ²	02	6301	8.2	0.7	0.4	-0.2	0.0	0.0
Shortening and cooking oils ²	02	78	-10.1	2.8	-4.1	-2.2	-2.0	-1.4
Frozen specialty food ²	02	85	12.2	0.5	0.5	0.8	0.0	2.0
Final demand energy.....	FD	412	-7.2	-2.3	-6.3	5.5	-0.3	-6.4
Liquefied petroleum gas ²	05	32	-48.9	1.0	-14.6	0.6	1.6	-9.3
Residential electric power.....	05	41	9.4	-0.2	1.0	1.2	0.8	-0.9
Residential natural gas.....	05	51	7.3	-2.1	2.1	12.2	-9.5	-7.1
Gasoline.....	05	71	-19.2	-5.1	-8.6	7.5	3.8	-11.7
Home heating oil and distillates.....	05	7302	-21.4	-6.3	-5.3	1.3	-16.3	-4.6
No. 2 diesel fuel.....	05	7303	-19.4	-1.8	-27.5	11.0	-4.6	-6.5
Final demand goods less foods and energy.....	FD	413	4.3	0.3	0.1	0.6	0.3	0.3
Alcoholic beverages.....	02	61	4.3	1.0	0.4	0.1	-0.1	-0.2
Pet food ²	02	9402	18.1	1.3	0.1	0.2	0.1	5.6
Women's, girls', and infants' apparel ²	03	8106	0.5	0.0	0.0	0.0	0.1	0.0
Men's and boys' apparel ²	03	8107	4.4	0.5	0.0	0.1	0.2	0.2
Textile housefurnishings ²	03	82	4.9	0.0	0.0	0.1	0.0	0.2
Footwear.....	04	3	10.3	0.1	0.2	0.3	1.0	-0.7
Industrial chemicals.....	06	1	-7.6	-1.3	-0.6	0.1	-1.8	0.0
Pharmaceutical preparations.....	06	38	2.6	0.1	-0.3	0.7	0.5	0.0
Soaps and detergents ²	06	71	16.0	1.3	3.2	1.2	0.2	0.0
Cleaning and polishing products ²	06	72	4.2	0.3	0.0	0.2	0.4	0.1
Cosmetics and other toiletries ²	06	75	6.7	0.1	0.0	1.1	1.9	0.5
Tires ²	07	1201	13.2	0.6	0.6	3.0	0.0	0.0
Consumer, institutional, and commercial products, n.e.c. ²	07	2B	7.1	0.2	-0.1	0.3	0.2	-0.2
Sanitary paper products ²	09	1501	12.5	2.8	-0.4	0.9	0.0	0.2
Iron and steel scrap.....	10	12	-21.8	-1.8	-6.8	1.3	11.2	4.1
Agricultural machinery and equipment.....	11	1	9.3	-0.2	0.1	0.3	-0.3	0.3
Construction machinery and equipment ²	11	2	11.8	0.2	0.0	3.4	0.3	0.2
Metal cutting machine tools ²	11	37	4.5	0.6	0.0	0.3	1.1	0.6
Metal forming machine tools.....	11	38	6.6	-0.1	0.1	-0.2	-0.1	0.1
Tools, dies, jigs, fixtures, and industrial molds ²	11	39	6.2	0.2	0.2	0.8	0.2	0.5
Pumps, compressors, and equipment.....	11	41	12.5	0.8	0.6	1.4	-0.1	0.5
Industrial material handling equipment ²	11	44	9.9	1.6	0.1	1.6	0.6	-0.1
Electronic computers and computer equipment ²	11	5	2.4	0.0	1.0	1.4	0.2	-0.1
Textile machinery and equipment ²	11	62	0.2	-0.1	0.0	0.0	0.0	0.0
Paper industries machinery ²	11	64	10.0	1.9	0.1	0.8	0.0	0.4
Printing trades machinery and equipment ²	11	65	2.8	-0.2	0.0	0.5	-0.1	0.7
Transformers and power regulators ²	11	74	12.7	0.6	0.4	1.6	0.4	1.7
Communication and related equipment.....	11	76	3.0	0.2	0.3	0.0	-0.1	0.3
Electronic components and accessories.....	11	78	1.6	0.5	0.2	-0.6	-0.1	0.0
X-ray and electromedical equipment ²	11	7905	4.5	0.0	0.1	1.2	0.0	0.0
Oil field and gas field machinery ²	11	91	7.9	0.1	0.0	0.8	0.0	0.0
Mining machinery and equipment ²	11	92	11.1	1.0	0.3	0.5	0.0	0.0
Office and store machines and equipment ²	11	93	0.8	0.0	0.0	0.0	0.0	0.0

See footnotes at end of table.

Table 2. Producer price index percentage changes for selected commodity groupings by Final Demand-Intermediate Demand category, seasonally adjusted — Continued
 [March 2023]

Grouping	Commodity code		Unadjusted 12-month percent change ¹	Seasonally adjusted 1-month percent change ¹				
	Group code	Item code		Mar. 2022 to Mar. 2023 ^P	Oct. to Nov.	Nov. to Dec. ^P	Dec. to Jan. ^P	Jan. to Feb. ^P
Household furniture ²	12	1	6.3	-0.2	0.4	0.6	0.5	0.3
Commercial furniture ²	12	2	8.0	1.3	0.9	-0.7	0.6	0.7
Floor coverings ²	12	3	1.9	0.8	-1.6	0.7	0.1	0.0
Household appliances ²	12	4	5.1	-0.1	0.7	0.0	0.1	-1.4
Home electronic equipment ²	12	5	4.4	0.0	0.0	0.4	0.8	0.0
Lawn and garden equipment excl. garden tractors ²	12	66	10.6	0.0	1.4	1.8	-0.1	0.0
Passenger cars.....	14	1101	1.6	0.2	0.0	0.7	0.2	-0.3
Light motor trucks.....	14	1105	6.2	0.4	0.5	0.6	-0.1	0.7
Heavy motor trucks ²	14	1106	2.3	0.1	0.0	0.1	0.1	0.0
Motor vehicles parts ²	14	12	2.8	-0.1	0.1	0.4	-0.2	0.3
Truck trailers ²	14	14	2.0	-0.1	0.1	-1.3	-0.6	0.0
Travel trailers and campers ²	14	16	4.6	0.1	0.0	0.0	0.0	0.1
Aircraft.....	14	21	4.2	0.3	0.4	0.3	0.4	0.6
Ships ²	14	31	0.9	0.0	0.3	0.3	-0.5	0.2
Railroad equipment ²	14	4	1.4	0.1	0.0	0.1	0.2	0.2
Toys, games, and children's vehicles ²	15	11	2.2	0.0	0.0	1.1	0.0	0.0
Sporting and athletic goods ²	15	12	14.7	2.4	2.0	0.7	1.2	0.0
Cigarettes ²	15	21	13.3	1.9	0.0	1.7	2.1	0.0
Mobile homes ²	15	5	-2.9	-0.3	0.0	-1.3	-0.6	0.1
Medical, surgical & personal aid devices.....	15	6	3.8	0.0	0.4	0.9	0.0	0.7
Jewelry, platinum and karat gold ²	15	9402	3.5	3.6	0.7	1.7	-2.1	0.9
Costume jewelry and novelties ²	15	9404	4.6	0.0	0.0	4.1	0.9	0.0
Final demand services.....	FD	42	2.8	0.4	0.5	0.0	0.1	-0.3
Final demand trade services ³	FD	423	2.4	0.5	1.0	-1.1	0.0	-0.9
Machinery and equipment parts and supplies wholesaling ²	57	1102	1.5	2.1	-0.9	1.2	-1.1	0.2
Machinery and vehicle wholesaling ²	57	1103	-1.4	4.2	6.6	-3.4	-2.0	-7.3
Professional and commercial equipment wholesaling ²	57	1104	7.9	2.6	1.5	1.4	1.3	6.2
Furnishings wholesaling ²	57	2	6.1	-1.3	0.9	0.1	-0.5	0.0
Chemicals and allied products wholesaling ²	57	5	10.0	-0.4	-1.3	4.0	-3.3	0.7
Paper and plastics products wholesaling ²	57	6	8.2	0.4	1.6	-1.8	0.5	-1.5
Apparel wholesaling ²	57	7	8.4	-2.1	-7.4	3.6	6.3	-0.6
Food and alcohol wholesaling ²	57	8	5.0	-0.2	-1.8	-0.4	-0.3	1.4
Food and alcohol retailing.....	58	1	18.4	-0.4	-0.3	-1.1	3.0	1.9
Health, beauty, and optical goods retailing ²	58	2	8.4	-4.1	3.0	4.0	0.5	1.5
Apparel, jewelry, footwear, and accessories retailing.....	58	3	2.8	-0.1	3.2	2.0	0.3	-0.6
Computer hardware, software, and supplies retailing ²	58	4	-21.4	-6.2	0.6	-1.4	-14.6	2.2
TV, video, and photographic equipment and supplies retailing.....	58	5	-23.5	12.8	-8.8	-4.2	-1.3	1.4
Automobiles retailing (partial).....	58	6101	-19.3	-2.2	-4.9	-6.9	-0.6	-1.6
Automotive parts, including tires, retailing ²	58	6102	12.9	2.2	0.2	1.4	-1.0	-1.3
RVs, trailers, and campers retailing ²	58	8	-46.9	-15.5	-9.2	16.0	-6.1	0.6
Sporting goods, including boats, retailing.....	58	9	-1.4	0.2	-1.4	-2.8	-0.8	2.2
Lawn, garden, and farm equipment and supplies retailing ²	58	A	29.2	0.6	-4.2	0.6	0.6	12.9
Furniture retailing ²	58	B	-10.5	-1.1	1.1	1.7	1.8	0.8
Flooring and floor coverings retailing ²	58	C	2.5	-0.2	-3.7	6.4	0.4	1.1
Hardware, building materials, and supplies retailing.....	58	D	-29.2	0.4	-6.8	-0.5	-5.8	-0.9
Major household appliances retailing.....	58	E	0.3	-1.7	0.6	0.9	12.2	-9.4
Fuels and lubricants retailing.....	58	F	-16.2	3.5	14.6	-12.0	-0.9	-12.1
Cleaning supplies and paper products retailing ²	58	G	21.3	-1.3	-2.0	2.3	7.9	0.4
Book retailing ²	58	H	-2.6	0.3	-5.9	5.2	-4.3	-1.9
Final demand transportation and warehousing services.....	FD	422	0.5	-0.4	0.0	-0.5	-0.9	-1.3
Rail transportation of freight and mail ²	30	11	6.2	0.8	-0.1	1.0	-1.0	-0.2
Truck transportation of freight ²	30	12	-6.7	0.8	-1.4	-2.2	-0.9	-2.9
Air transportation of freight ²	30	14	-4.3	-1.9	-1.7	1.1	0.2	-0.9
Courier, messenger, and U.S. postal services.....	30	16	7.8	0.5	-0.4	2.2	0.1	-0.3
Rail transportation of passengers.....	30	21	2.1	0.1	0.0	-0.2	0.1	0.1
Airline passenger services.....	30	22	11.8	-3.6	3.2	2.5	-1.5	1.3
Final demand services less trade, transportation, and warehousing.....	FD	421	3.1	0.5	0.3	0.6	0.3	0.1
Sales of books.....	33	11	7.2	-0.1	0.5	1.5	0.2	0.5
Sales and subscriptions of periodicals and newspapers.....	33	12	1.6	-3.8	0.4	-0.7	0.5	-0.5
Application software publishing ²	34	2	-0.3	-2.9	0.5	0.9	-0.4	0.6
Advertising space sales in periodicals, newspapers, directories, and mailing lists ²	36	1	3.2	-0.3	1.0	1.1	0.6	0.9
Residential wired telecommunication services ²	37	11	4.4	0.0	0.0	0.0	0.2	0.4
Wireless telecommunication services.....	37	2	1.8	-0.1	0.1	0.0	0.3	0.1
Cable and satellite subscriber services.....	37	3	11.7	0.7	2.6	0.7	-0.3	1.9
Internet access services ²	37	4	0.6	-0.5	0.0	0.9	0.3	0.9

See footnotes at end of table.

Table 2. Producer price index percentage changes for selected commodity groupings by Final Demand-Intermediate Demand category, seasonally adjusted — Continued
 [March 2023]

Grouping	Commodity code		Unadjusted 12-month percent change ¹	Seasonally adjusted 1-month percent change ¹				
	Group code	Item code		Mar. 2022 to Mar. 2023 ^P	Oct. to Nov.	Nov. to Dec. ^P	Dec. to Jan. ^P	Jan. to Feb. ^P
Bundled wired telecommunications access services ²	37	5	10.2	-0.3	-0.2	4.2	-0.4	1.4
Consumer loans (partial).....	39	12	2.5	3.4	-6.6	1.8	3.0	-4.6
Deposit services (partial) ²	39	2	16.0	-0.9	15.2	-1.9	-2.6	3.0
Other credit intermediation, incl. trust services (partial) ²	39	3	-5.2	-2.5	0.0	0.1	1.7	0.1
Securities brokerage, dealing, investment advice, and related services ² ...	40	1	31.5	11.7	0.4	0.4	4.4	-0.2
Portfolio management ²	40	2	-12.2	1.3	-0.9	4.2	-0.5	-4.5
Life insurance ²	41	1101	0.1	0.1	-0.1	-0.4	0.0	0.0
Disability insurance, including accidental death ²	41	1102	-0.3	0.0	0.0	0.0	0.0	0.0
Health and medical insurance.....	41	1103	1.1	0.1	0.2	-0.8	0.3	0.2
Property and casualty insurance ²	41	1104	4.8	0.1	1.2	0.9	0.1	0.2
Annuities ²	41	2	-1.5	-0.9	0.0	-0.1	0.0	0.0
Residential property sales and leases, brokerage fees and commissions..	43	21	0.8	-0.2	0.0	-0.3	-0.8	-0.2
Passenger car rental.....	44	1	-4.4	-1.8	0.6	-2.5	-1.4	-1.1
Legal services.....	45	1	6.5	0.4	0.3	1.6	1.1	0.3
Tax preparation and planning.....	45	2102	8.6	0.3	2.5	-0.1	0.6	0.2
Architectural and engineering services.....	45	3	3.3	0.4	0.1	0.0	0.4	-0.1
Management, scientific, and technical consulting services.....	45	4	0.0	0.0	1.2	1.1	-1.3	0.1
Arrangement of flights (partial).....	47	1	13.5	0.5	-1.1	-0.5	1.0	-0.3
Arrangement of vehicle rentals and lodging ²	47	2	5.1	0.7	0.5	0.1	1.3	0.7
Arrangement of cruises and tours ²	47	3	7.4	0.5	6.5	0.1	-6.6	-1.6
Physician care.....	51	1101	1.2	0.0	0.2	-0.3	0.5	0.2
Medical laboratory and diagnostic imaging care ²	51	1102	-0.2	-0.2	0.0	0.6	-0.2	0.0
Home health and hospice care.....	51	1103	2.7	0.2	0.3	0.3	0.1	0.1
Hospital outpatient care ²	51	1104	2.0	0.4	-0.1	1.0	0.1	0.5
Dental care.....	51	1105	4.7	0.2	0.1	0.4	2.7	0.1
Hospital inpatient care.....	51	2101	3.9	0.4	0.4	0.2	0.2	0.7
Nursing home care.....	51	2102	7.2	0.5	0.2	0.9	0.7	0.7
Traveler accommodation services.....	53	11	2.4	2.4	1.9	-2.3	-3.4	4.1
Food and beverages for immediate consumption services (partial) ²	54	1	2.6	0.7	-0.4	0.9	0.6	0.2
Motor vehicle repair and maintenance (partial).....	55	2	4.9	0.3	0.3	1.1	0.0	0.1
Membership dues and admissions and recreation facility use fees (partial) ²	56	1	7.0	1.3	1.1	2.6	0.9	0.4
Recreational activity instruction fees (partial) ²	56	2	1.6	0.0	0.0	0.0	0.0	0.0
Gaming receipts (partial) ²	56	3	0.2	-4.3	0.3	1.7	0.6	0.4
Mining services ²	60	1	8.0	0.4	0.3	0.5	0.6	0.1
Final demand construction.....	FD	43	15.6	0.1	0.0	1.8	0.0	0.2
New warehouse building construction ²	80	1101	12.3	0.3	-0.2	0.0	-0.3	-0.2
New school building construction ²	80	1102	16.0	0.0	-0.1	1.5	0.0	0.2
New office building construction ²	80	1103	18.2	0.1	0.3	3.9	0.2	0.3
New industrial building construction ²	80	1104	17.2	-0.1	-0.1	1.0	0.1	0.4
New health care building construction ²	80	1105	17.3	0.1	0.1	1.8	0.1	0.3
Intermediate Demand by Commodity Type								
Processed goods for intermediate demand.....	ID6	1	-1.0	-0.5	-2.5	1.1	-0.4	-1.0
Processed foods and feeds.....	ID6	9112	2.7	0.8	-0.6	0.2	-2.0	-0.1
Meats.....	02	21	2.0	1.9	1.4	2.0	-0.9	2.0
Processed poultry.....	02	22	-12.4	3.1	-9.9	1.2	-2.4	3.1
Dairy products.....	02	3	-3.9	-0.2	-0.3	-1.6	-2.1	-2.0
Processed fruits and vegetables ²	02	4	18.3	1.7	0.2	1.4	1.1	0.5
Refined sugar and byproducts ²	02	53	11.3	-0.3	0.8	0.5	2.4	0.6
Fats and oils ²	02	7	-12.3	2.5	-3.4	0.2	-5.9	-4.0
Prepared animal feeds.....	02	9	5.3	0.6	0.0	-0.8	-1.8	0.0
Processed materials less foods and feeds.....	ID6	9111	-1.3	-0.6	-2.6	1.2	-0.3	-1.1
Synthetic fibers ²	03	1	8.2	-0.2	-1.2	2.0	0.1	-0.1
Processed yarns and threads ²	03	2	-4.9	-1.5	-2.9	-3.1	-0.2	-0.2
Finished fabrics ²	03	4	5.4	0.4	-0.5	0.1	0.5	0.4
Liquefied petroleum gas ²	05	32	-48.9	1.0	-14.6	0.6	1.6	-9.3
Commercial electric power.....	05	42	9.6	-0.8	1.8	2.0	1.7	-2.7
Industrial electric power.....	05	43	9.7	-1.8	2.8	6.9	-4.3	-0.1
Commercial natural gas.....	05	52	7.3	-4.4	3.3	12.3	-11.4	-9.7
Industrial natural gas.....	05	53	12.5	-1.7	4.5	7.2	-9.8	-6.1
Natural gas to electric utilities.....	05	54	22.0	-3.6	1.4	7.4	1.8	-5.1
Gasoline.....	05	71	-19.2	-5.1	-8.6	7.5	3.8	-11.7
Jet fuel ²	05	7203	-8.5	-2.2	-15.8	14.0	-0.6	-7.7
No. 2 diesel fuel.....	05	7303	-19.4	-1.8	-27.5	11.0	-4.6	-6.5
Residual fuels ²	05	74	-38.3	6.8	-3.3	-14.7	-5.4	-0.2

See footnotes at end of table.

Table 2. Producer price index percentage changes for selected commodity groupings by Final Demand-Intermediate Demand category, seasonally adjusted — Continued
 [March 2023]

Grouping	Commodity code		Unadjusted 12-month percent change ¹	Seasonally adjusted 1-month percent change ¹				
	Group code	Item code		Mar. 2022 to Mar. 2023 ^P	Oct. to Nov.	Nov. to Dec. ^P	Dec. to Jan. ^P	Jan. to Feb. ^P
Finished lubricants ²	05	76	20.1	0.3	0.0	-0.5	0.2	0.1
Lubricating oil base stocks ²	05	78	-7.3	-4.1	6.8	-20.5	-5.0	-7.1
Asphalt.....	05	8102	-23.4	-6.3	-31.5	2.9	-2.9	3.4
Basic inorganic chemicals ²	06	13	17.6	-1.3	0.1	2.0	0.0	-0.1
Basic organic chemicals.....	06	14	-11.5	-1.3	-0.7	-0.4	-2.3	0.1
Prepared paint ²	06	21	10.1	-1.0	0.3	0.0	-0.1	-0.1
Paint materials ²	06	22	18.0	2.7	0.4	1.4	0.3	0.3
Medicinal and botanical chemicals ²	06	31	0.4	0.4	-0.2	0.4	-0.4	0.3
Biological products, including diagnostics.....	06	37	4.5	0.2	-0.1	1.1	0.8	0.2
Fats and oils, inedible ²	06	4	-14.7	5.9	-7.1	-2.1	-5.6	-2.9
Nitrogenates.....	06	5201	-28.1	1.9	-2.4	-10.4	-12.1	-5.8
Phosphates.....	06	5202	-22.1	-0.3	-10.1	-0.3	-2.6	-5.1
Other agricultural chemicals ²	06	53	19.6	2.4	0.8	1.5	0.0	-0.1
Plastic resins and materials.....	06	6	-6.2	-4.1	0.4	-0.8	1.4	0.5
Industrial gases ²	06	7903	4.3	-4.1	-0.6	3.9	-0.1	-0.1
Adhesives and sealants ²	06	7904	11.2	-0.1	0.3	0.0	0.8	0.2
Synthetic rubber ²	07	1102	-4.4	-3.6	-4.5	-2.5	-0.2	-1.3
Tires ²	07	1201	13.2	0.6	0.6	3.0	0.0	0.0
Plastic construction products ²	07	21	3.0	-1.1	-0.3	-0.2	-0.5	-0.1
Unsupported plastic film, sheet, other shapes ²	07	22	0.8	0.6	-0.7	-1.2	-0.1	-1.5
Parts for manufacturing from plastics ²	07	26	3.2	-0.1	0.5	-0.1	-1.3	-0.2
Plastic packaging products ²	07	2A	1.8	-0.5	-0.4	-2.0	-0.7	-0.2
Softwood lumber.....	08	11	-49.3	-1.6	-8.0	-9.8	-1.0	-4.0
Hardwood lumber ²	08	12	-14.3	-4.5	-1.8	7.8	-1.6	-1.6
Millwork.....	08	2	-0.7	-0.9	-0.5	-0.3	-0.1	-0.7
Plywood ²	08	3	-28.7	-4.0	-1.7	-1.4	-1.6	-0.6
Paper ²	09	13	6.6	-0.4	0.2	-0.3	0.7	-0.7
Paperboard ²	09	14	4.2	0.3	-0.5	-0.5	-1.0	-0.9
Paper boxes and containers ²	09	1503	9.7	0.6	0.1	-0.1	0.2	-0.4
Building paper and board ²	09	2	-51.3	-0.3	-8.4	-6.6	-1.1	0.5
Commercial printing ²	09	47	12.5	1.2	0.4	1.4	0.1	1.2
Foundry and forge shop products ²	10	15	5.7	-0.1	0.2	1.5	0.6	0.0
Steel mill products ²	10	17	-15.1	-3.1	-3.4	-2.3	2.5	1.2
Primary nonferrous metals ²	10	22	-20.3	5.9	1.6	3.1	0.8	-5.2
Secondary nonferrous metals ²	10	24	-5.6	5.4	0.8	0.7	0.5	-0.2
Aluminum mill shapes ²	10	2501	-13.0	-1.5	0.8	3.7	2.0	-0.6
Copper and brass mill shapes ²	10	2502	-4.6	7.5	0.9	2.2	2.0	0.1
Nonferrous wire and cable ²	10	26	4.2	4.1	0.6	2.7	2.0	-0.8
Nonferrous foundry shop products.....	10	28	8.0	1.3	0.4	-0.3	0.8	-0.3
Metal containers ²	10	3	3.7	-0.4	0.0	-1.8	-0.4	0.0
Hardware ²	10	4	4.1	0.0	0.7	0.9	-0.2	0.2
Plumbing fixtures and brass fittings.....	10	5	4.6	0.3	-0.2	0.2	-0.9	0.4
Heating equipment ²	10	6	8.2	2.4	0.2	0.2	-0.1	0.8
Fabricated structural metal products.....	10	7	2.0	-0.8	0.0	0.3	-0.2	0.8
Bolts, nuts, screws, rivets, and washers ²	10	81	12.5	-0.6	0.1	1.0	0.6	0.4
Lighting fixtures ²	10	83	5.5	0.0	0.2	0.3	0.1	1.5
Fabricated ferrous wire products ²	10	88	0.1	-1.0	-1.1	-0.3	-0.4	-0.6
Other miscellaneous metal products ²	10	89	4.9	1.3	0.0	-0.1	1.1	-0.7
Fluid power equipment.....	11	43	8.9	0.5	0.3	1.1	0.6	0.4
Mechanical power transmission equipment ²	11	45	11.1	1.6	0.8	0.9	-0.1	0.0
Air conditioning and refrigeration equipment.....	11	48	10.3	-0.2	0.7	-0.5	-0.2	1.2
Metal valves, except fluid power.....	11	4902	10.9	1.4	0.1	0.7	-0.1	0.3
Ball and roller bearings ²	11	4905	6.6	0.5	0.0	0.1	-0.1	2.0
Wiring devices ²	11	71	17.3	1.1	0.1	8.3	0.3	0.5
Motors, generators, motor generator sets ²	11	73	8.6	0.0	0.2	0.6	1.4	0.0
Switchgear, switchboard, and industrial controls equip. ²	11	75	11.5	0.4	2.5	0.3	0.0	0.2
Electronic components and accessories.....	11	78	1.6	0.5	0.2	-0.6	-0.1	0.0
Internal combustion engines ²	11	94	8.3	0.0	0.1	4.0	-0.1	-0.1
Machine shop products ²	11	95	7.2	0.3	-0.2	0.1	0.5	0.1
Flat glass ²	13	11	10.6	0.9	-0.2	-0.6	3.4	-0.1
Cement.....	13	22	17.0	1.1	0.7	3.5	2.6	0.9
Concrete products.....	13	3	14.5	1.0	1.0	1.2	0.5	0.7
Asphalt felts and coatings ²	13	6	3.6	0.6	0.3	-2.4	-0.2	0.2
Paving mixtures and blocks.....	13	94	14.1	0.3	-0.7	-0.8	2.0	1.2
Motor vehicle parts ²	14	12	2.8	-0.1	0.1	0.4	-0.2	0.3
Aircraft engines and engine parts.....	14	23	3.9	0.2	0.4	0.3	0.1	0.1

See footnotes at end of table.

Table 2. Producer price index percentage changes for selected commodity groupings by Final Demand-Intermediate Demand category, seasonally adjusted — Continued
 [March 2023]

Grouping	Commodity code		Unadjusted 12-month percent change ¹	Seasonally adjusted 1-month percent change ¹				
	Group code	Item code		Mar. 2022 to Mar. 2023 ^P	Oct. to Nov.	Nov. to Dec. ^P	Dec. to Jan. ^P	Jan. to Feb. ^P
Aircraft parts and auxiliary equipment, n.e.c.....	14	25	4.9	0.0	0.0	0.8	1.9	0.4
Medical, surgical, and personal aid devices.....	15	6	3.8	0.0	0.4	0.9	0.0	0.7
Unprocessed goods for intermediate demand.....	ID6	2	-17.0	-3.1	1.5	-4.7	-4.8	-5.0
Unprocessed foodstuffs and feedstuffs.....	ID6	21	-6.2	0.0	-0.2	-5.6	-1.0	-1.3
Wheat ²	01	21	-28.4	-3.3	-7.2	-3.6	5.9	-9.4
Corn.....	01	2202	-12.0	-3.7	-3.6	-1.2	-0.2	-7.5
Slaughter cattle.....	01	31	16.3	1.4	1.2	1.2	-0.6	4.1
Slaughter hogs.....	01	32	-19.2	3.8	-0.1	-14.0	-0.1	-3.3
Slaughter chickens.....	01	4102	-14.0	-0.5	-6.3	-9.4	5.6	1.8
Slaughter turkeys.....	01	42	29.1	-1.3	6.1	2.3	-2.7	-0.9
Raw milk.....	01	6	-23.8	-3.7	-2.6	-2.9	-5.3	-9.6
Hay and hayseeds ²	01	81	-2.4	-15.0	21.4	-11.0	10.5	-5.0
Oilseeds.....	01	8301	-8.9	3.2	0.0	-4.9	0.6	-4.3
Raw cane sugar and byproducts ²	02	5201	17.0	0.3	1.1	3.2	1.3	2.3
Unprocessed nonfood materials.....	ID6	22	-22.5	-4.6	2.4	-4.2	-6.8	-7.1
Raw cotton ²	01	51	-31.7	-4.5	-5.1	2.9	-2.4	-5.1
Hides and skins.....	04	1	-11.6	-7.0	-2.6	-4.7	0.3	4.5
Coal.....	05	1	22.7	-1.6	-7.5	2.8	-0.6	1.3
Natural gas ²	05	31	-48.0	-12.5	30.7	-17.6	-37.8	-21.4
Crude petroleum ²	05	61	-31.2	-2.4	-13.2	-1.2	4.2	-10.2
Logs, bolts, timber, pulpwood, and woodchips ²	08	5	-0.7	0.0	0.8	-0.5	-0.9	-1.1
Recyclable paper ²	09	12	-59.8	-23.9	10.1	-3.7	10.1	0.2
Iron ores ²	10	11	12.6	1.5	-0.1	0.9	0.0	0.0
Iron and steel scrap.....	10	12	-21.8	-1.8	-6.8	1.3	11.2	4.1
Nonferrous metal ores ²	10	21	-9.0	5.2	-0.6	5.8	-4.2	5.1
Copper base scrap ²	10	2301	-8.9	9.1	2.1	2.8	1.1	0.3
Aluminum base scrap.....	10	2302	-27.2	0.7	5.9	0.0	-1.6	-0.3
Construction sand, gravel, and crushed stone.....	13	21	11.3	0.2	0.7	3.4	0.5	-0.1
Services for intermediate demand.....	ID6	3	4.2	0.8	0.0	0.9	0.3	-0.5
Trade services for intermediate demand ³	ID6	33	-0.2	0.9	-1.2	0.6	-0.4	-0.5
Machinery and equipment parts and supplies wholesaling ²	57	1102	1.5	2.1	-0.9	1.2	-1.1	0.2
Building materials, paint, and hardware wholesaling.....	57	3	-6.7	-1.2	1.2	-1.2	-2.9	-3.0
Metals, minerals, and ores wholesaling ²	57	4	-5.3	-0.2	-6.2	15.2	1.7	-1.0
Chemicals and allied products wholesaling ²	57	5	10.0	-0.4	-1.3	4.0	-3.3	0.7
Paper and plastics products wholesaling ²	57	6	8.2	0.4	1.6	-1.8	0.5	-1.5
Food wholesaling ²	57	8101	3.7	-0.4	-2.1	-0.6	-0.4	1.8
Automotive parts, including tires, retailing ²	58	6102	12.9	2.2	0.2	1.4	-1.0	-1.3
Hardware, building material, and supplies retailing.....	58	D	-29.2	0.4	-6.8	-0.5	-5.8	-0.9
Transportation and warehousing services for intermediate demand.....	ID6	32	1.2	-1.3	0.0	0.3	-0.2	-0.9
Rail transportation of freight and mail ²	30	11	6.2	0.8	-0.1	1.0	-1.0	-0.2
Truck transportation of freight ²	30	12	-6.7	0.8	-1.4	-2.2	-0.9	-2.9
Water transportation of freight ²	30	13	22.7	-0.2	-0.3	-2.3	1.3	-0.2
Air transportation of freight ²	30	14	-4.3	-1.9	-1.7	1.1	0.2	-0.9
U.S. Postal Service ²	30	1601	10.0	0.0	0.0	4.0	0.0	0.0
Courier and messenger services, except air mail.....	30	1602	5.3	0.8	0.5	-0.3	0.3	-0.2
Air mail and package delivery services, excluding by USPS.....	30	1603	6.7	1.1	-3.1	3.3	-0.1	-0.8
Pipeline transportation ²	30	17	-	0.0	-1.3	0.3	1.2	0.0
Transportation of passengers (partial).....	30	2	11.7	-3.6	3.2	2.4	-1.5	1.3
Services related to water transportation.....	31	1	3.7	0.6	0.0	0.9	1.1	-0.9
Arrangement of freight and cargo ²	31	31	-33.8	-14.4	2.0	-6.0	-2.7	-4.4
Warehousing, storage, and related services ²	32	1	15.2	-0.3	1.7	2.3	2.1	-0.4
Services less trade, transportation, and warehousing for intermediate demand.....	ID6	31	6.4	1.2	0.4	1.1	0.6	-0.5
Network compensation from broadcast TV, cable TV, radio ²	35	-	1.6	0.0	0.0	0.2	0.0	0.0
Advertising space sales in periodicals and newspapers ²	36	11	2.0	-0.4	1.2	0.4	0.7	1.1
Advertising space sales in directories and mail lists ²	36	12	9.8	0.0	0.0	5.3	0.0	0.0
Television advertising time sales.....	36	2	-16.6	6.6	-9.0	-1.5	-6.4	-3.6
Radio advertising time sales.....	36	3	-6.5	2.0	-2.5	-9.8	11.0	-1.7
Internet advertising sales ²	36	6	-	-	-	-0.2	0.0	0.0
Business wired telecommunication services ²	37	12	2.8	0.0	0.2	-0.1	1.2	0.1
Wireless telecommunication services.....	37	2	1.8	-0.1	0.1	0.0	0.3	0.1
Cable and satellite subscriber services.....	37	3	11.7	0.7	2.6	0.7	-0.3	1.9
Bundled wired telecommunication access services ²	37	5	10.2	-0.3	-0.2	4.2	-0.4	1.4
Data processing and related services ²	38	1	0.1	0.0	0.0	0.0	0.1	0.2
Business loans (partial).....	39	11	85.7	8.6	1.4	8.7	10.9	-5.9

See footnotes at end of table.

Table 2. Producer price index percentage changes for selected commodity groupings by Final Demand-Intermediate Demand category, seasonally adjusted — Continued
 [March 2023]

Grouping	Commodity code		Unadjusted 12-month percent change ¹	Seasonally adjusted 1-month percent change ¹				
	Group code	Item code		Mar. 2022 to Mar. 2023 ^P	Oct. to Nov.	Nov. to Dec. ^P	Dec. to Jan. ^P	Jan. to Feb. ^P
Deposit services (partial) ²	39	2	16.0	-0.9	15.2	-1.9	-2.6	3.0
Other credit intermediation, incl. trust services (partial) ²	39	3	-5.2	-2.5	0.0	0.1	1.7	0.1
Securities brokerage, dealing, investment advice, and related services ²	40	1	31.5	11.7	0.4	0.4	4.4	-0.2
Portfolio management ²	40	2	-12.2	1.3	-0.9	4.2	-0.5	-4.5
Investment banking ²	40	3	-3.5	-1.4	-1.4	0.3	2.1	3.0
Life insurance ²	41	1101	0.1	0.1	-0.1	-0.4	0.0	0.0
Health and medical insurance.....	41	1103	1.1	0.1	0.2	-0.8	0.3	0.2
Property and casualty insurance ²	41	1104	4.8	0.1	1.2	0.9	0.1	0.2
Annuities ²	41	2	-1.5	-0.9	0.0	-0.1	0.0	0.0
Commissions from sales of insurance ²	42	1	0.1	0.0	0.1	0.0	0.0	0.0
Nonresidential real estate rents ²	43	11	2.5	-0.8	1.0	1.8	-4.2	-1.0
Nonresidential property sales and leases ²	43	12	0.6	0.2	0.6	-0.6	-1.2	-0.6
Residential property management fees ²	43	22	-0.2	0.6	-1.0	0.7	-0.5	-0.1
Passenger car rental.....	44	1	-4.4	-1.8	0.6	-2.5	-1.4	-1.1
Truck, utility trailer, and RV rental and leasing ²	44	2	2.0	0.1	0.3	-0.7	-0.6	-0.2
Construction, mining, and forestry machinery and equipment rental and leasing ²	44	3	7.8	0.1	0.1	1.4	0.0	0.0
Legal services.....	45	1	6.5	0.4	0.3	1.6	1.1	0.3
Accounting services (partial).....	45	2	5.9	-0.2	0.4	1.3	1.6	0.0
Architectural and engineering services.....	45	3	3.3	0.4	0.1	0.0	0.4	-0.1
Management, scientific, and technical consulting services.....	45	4	0.0	0.0	1.2	1.1	-1.3	0.1
Advertising and related services (partial) ²	45	5	1.4	0.1	0.0	0.1	0.2	0.3
Permanent placement services ²	46	1	1.5	-0.7	0.3	-0.1	-2.6	-0.1
Executive search services ²	46	2	8.6	-0.6	-0.3	1.6	0.7	0.7
Staffing services.....	46	3	0.7	0.1	0.1	-0.1	-0.3	0.4
Security guard services ²	48	1	7.9	0.0	0.0	1.1	0.1	0.1
Janitorial services ²	49	1	3.0	-0.2	1.1	0.4	-0.1	0.3
Waste collection.....	50	1	12.5	0.6	0.7	1.3	1.6	1.1
Traveler accommodation services.....	53	11	2.4	2.4	1.9	-2.3	-3.4	4.1
Commercial and industrial machinery and equipment repair and maintenance.....	55	1	8.6	0.7	0.5	-0.6	-0.4	1.2
Aircraft repair and maintenance.....	55	4	4.0	0.2	0.6	-0.5	1.8	0.4
Metal treatment services ²	59	1	6.0	-0.1	-0.6	2.5	-0.1	0.1
Construction for intermediate demand.....	ID6	4	4.9	0.1	0.1	0.8	0.2	0.7
Maintenance and repair of non-residential buildings (partial) ²	80	2	4.9	0.1	0.1	0.8	0.2	0.7
Intermediate Demand by Production Flow								
Stage 4 intermediate demand.....	ID5	4	3.2	0.4	-0.4	1.0	0.0	-0.5
Stage 4 intermediate demand goods.....	ID5	9411	2.1	-0.2	-0.7	0.8	-0.1	-0.5
Grains.....	01	2	-14.9	-3.2	-4.0	-1.6	0.8	-7.5
Meats.....	02	21	2.0	1.9	1.4	2.0	-0.9	2.0
Unprocessed and packaged fish.....	02	23	-4.0	-1.9	-1.9	0.7	-1.3	1.1
Dairy products.....	02	3	-3.9	-0.2	-0.3	-1.6	-2.1	-2.0
Commercial electric power.....	05	42	9.6	-0.8	1.8	2.0	1.7	-2.7
Industrial electric power.....	05	43	9.7	-1.8	2.8	6.9	-4.3	-0.1
Gasoline.....	05	71	-19.2	-5.1	-8.6	7.5	3.8	-11.7
No. 2 diesel fuel.....	05	7303	-19.4	-1.8	-27.5	11.0	-4.6	-6.5
Basic organic chemicals.....	06	14	-11.5	-1.3	-0.7	-0.4	-2.3	0.1
Prepared paint ²	06	21	10.1	-1.0	0.3	0.0	-0.1	-0.1
Medicinal and botanical chemicals ²	06	31	0.4	0.4	-0.2	0.4	-0.4	0.3
Biological products, including diagnostics.....	06	37	4.5	0.2	-0.1	1.1	0.8	0.2
Pharmaceutical preparations.....	06	38	2.6	0.1	-0.3	0.7	0.5	0.0
Plastic construction products ²	07	21	3.0	-1.1	-0.3	-0.2	-0.5	-0.1
Unsupported plastic film, sheet, and other shapes ²	07	22	0.8	0.6	-0.7	-1.2	-0.1	-1.5
Parts for manufacturing from plastics ²	07	26	3.2	-0.1	0.5	-0.1	-1.3	-0.2
Plastic packaging products ²	07	2A	1.8	-0.5	-0.4	-2.0	-0.7	-0.2
Lumber.....	08	1	-40.8	-2.5	-6.1	-3.6	-1.2	-3.0
Millwork.....	08	2	-0.7	-0.9	-0.5	-0.3	-0.1	-0.7
Paper boxes and containers ²	09	1503	9.7	0.6	0.1	-0.1	0.2	-0.4
Commercial printing ²	09	47	12.5	1.2	0.4	1.4	0.1	1.2
Steel mill products ²	10	17	-15.1	-3.1	-3.4	-2.3	2.5	1.2
Nonferrous wire and cable ²	10	26	4.2	4.1	0.6	2.7	2.0	-0.8
Fabricated structural metal products.....	10	7	2.0	-0.8	0.0	0.3	-0.2	0.8
Other miscellaneous metal products ²	10	89	4.9	1.3	0.0	-0.1	1.1	-0.7
Air conditioning and refrigeration equipment.....	11	48	10.3	-0.2	0.7	-0.5	-0.2	1.2
Wiring devices ²	11	71	17.3	1.1	0.1	8.3	0.3	0.5

See footnotes at end of table.

Table 2. Producer price index percentage changes for selected commodity groupings by Final Demand-Intermediate Demand category, seasonally adjusted — Continued
 [March 2023]

Grouping	Commodity code		Unadjusted 12-month percent change ¹	Seasonally adjusted 1-month percent change ¹				
	Group code	Item code		Mar. 2022 to Mar. 2023 ^P	Oct. to Nov.	Nov. to Dec. ^P	Dec. to Jan. ^P	Jan. to Feb. ^P
Electronic components and accessories.....	11	78	1.6	0.5	0.2	-0.6	-0.1	0.0
Miscellaneous electrical machinery and equipment ²	11	79	5.1	0.3	0.1	0.7	-0.3	0.1
Internal combustion engines ²	11	94	8.3	0.0	0.1	4.0	-0.1	-0.1
Machine shop products ²	11	95	7.2	0.3	-0.2	0.1	0.5	0.1
Concrete ingredients and related products.....	13	2	12.8	0.5	0.7	3.4	1.1	0.2
Concrete products.....	13	3	14.5	1.0	1.0	1.2	0.5	0.7
Prepared asphalt, tar roofing and siding products ²	13	61	3.1	0.7	0.4	-3.1	-0.3	0.1
Paving mixtures and blocks.....	13	94	14.1	0.3	-0.7	-0.8	2.0	1.2
Motor vehicle parts ²	14	12	2.8	-0.1	0.1	0.4	-0.2	0.3
Aircraft engines and engine parts.....	14	23	3.9	0.2	0.4	0.3	0.1	0.1
Aircraft parts and auxiliary equipment, n.e.c.....	14	25	4.9	0.0	0.0	0.8	1.9	0.4
Medical, surgical and personal aid devices.....	15	6	3.8	0.0	0.4	0.9	0.0	0.7
Stage 4 intermediate demand services.....	ID5	9412	4.2	1.0	0.0	1.2	0.1	-0.5
Truck transportation of freight ²	30	12	-6.7	0.8	-1.4	-2.2	-0.9	-2.9
Courier, messenger, and U.S. postal services.....	30	16	7.8	0.5	-0.4	2.2	0.1	-0.3
Airline passenger services.....	30	22	11.8	-3.6	3.2	2.5	-1.5	1.3
Warehousing, storage, and related services ²	32	1	15.2	-0.3	1.7	2.3	2.1	-0.4
Advertising space sales in periodicals and newspapers ²	36	11	2.0	-0.4	1.2	0.4	0.7	1.1
Data processing and related services ²	38	1	0.1	0.0	0.0	0.0	0.1	0.2
Business loans (partial).....	39	11	85.7	8.6	1.4	8.7	10.9	-5.9
Deposit services (partial) ²	39	2	16.0	-0.9	15.2	-1.9	-2.6	3.0
Securities brokerage, dealing, investment advice, and related services ²	40	1	31.5	11.7	0.4	0.4	4.4	-0.2
Portfolio management ²	40	2	-12.2	1.3	-0.9	4.2	-0.5	-4.5
Investment banking ²	40	3	-3.5	-1.4	-1.4	0.3	2.1	3.0
Insurance.....	41	11	2.8	0.1	0.6	0.2	0.2	0.2
Annuities ²	41	2	-1.5	-0.9	0.0	-0.1	0.0	0.0
Nonresidential real estate rents ²	43	11	2.5	-0.8	1.0	1.8	-4.2	-1.0
Nonresidential property sales and leases ²	43	12	0.6	0.2	0.6	-0.6	-1.2	-0.6
Nonresidential property management fees ²	43	13	5.5	0.0	0.4	0.6	0.1	0.2
Residential property management fees ²	43	22	-0.2	0.6	-1.0	0.7	-0.5	-0.1
Construction, mining, and forestry machinery and equipment rental and leasing ²	44	3	7.8	0.1	0.1	1.4	0.0	0.0
Legal services.....	45	1	6.5	0.4	0.3	1.6	1.1	0.3
Advertising agency services ²	45	51	1.4	0.1	0.0	0.1	0.2	0.3
Accounting services (partial).....	45	2	5.9	-0.2	0.4	1.3	1.6	0.0
Architectural and engineering services.....	45	3	3.3	0.4	0.1	0.0	0.4	-0.1
Management, scientific, and technical consulting services.....	45	4	0.0	0.0	1.2	1.1	-1.3	0.1
Staffing services.....	46	3	0.7	0.1	0.1	-0.1	-0.3	0.4
Janitorial services ²	49	1	3.0	-0.2	1.1	0.4	-0.1	0.3
Commercial and industrial machinery and equipment repair and maintenance.....	55	1	8.6	0.7	0.5	-0.6	-0.4	1.2
Machinery and equipment parts and supplies wholesaling ²	57	1102	1.5	2.1	-0.9	1.2	-1.1	0.2
Building materials, paint, and hardware wholesaling.....	57	3	-6.7	-1.2	1.2	-1.2	-2.9	-3.0
Metals, minerals, and ores wholesaling ²	57	4	-5.3	-0.2	-6.2	15.2	1.7	-1.0
Chemicals and allied products wholesaling ²	57	5	10.0	-0.4	-1.3	4.0	-3.3	0.7
Paper and plastics products wholesaling ²	57	6	8.2	0.4	1.6	-1.8	0.5	-1.5
Food and alcohol wholesaling ²	57	8	5.0	-0.2	-1.8	-0.4	-0.3	1.4
Hardware and building materials and supplies retailing.....	58	D	-29.2	0.4	-6.8	-0.5	-5.8	-0.9
Metal treatment services ²	59	1	6.0	-0.1	-0.6	2.5	-0.1	0.1
Stage 3 intermediate demand.....	ID5	3	-1.7	-0.4	-2.0	0.2	-0.2	-1.0
Stage 3 intermediate demand goods.....	ID5	9311	-6.0	-1.1	-3.8	-0.4	-0.6	-1.3
Slaughter cattle.....	01	31	16.3	1.4	1.2	1.2	-0.6	4.1
Slaughter hogs.....	01	32	-19.2	3.8	-0.1	-14.0	-0.1	-3.3
Slaughter poultry.....	01	4	-7.7	-0.6	-4.0	-7.1	4.0	1.3
Raw milk.....	01	6	-23.8	-3.7	-2.6	-2.9	-5.3	-9.6
Commercial electric power.....	05	42	9.6	-0.8	1.8	2.0	1.7	-2.7
Industrial electric power.....	05	43	9.7	-1.8	2.8	6.9	-4.3	-0.1
Gasoline.....	05	71	-19.2	-5.1	-8.6	7.5	3.8	-11.7
Jet fuel ²	05	7203	-8.5	-2.2	-15.8	14.0	-0.6	-7.7
No. 2 diesel fuel.....	05	7303	-19.4	-1.8	-27.5	11.0	-4.6	-6.5
Finished lubricants ²	05	76	20.1	0.3	0.0	-0.5	0.2	0.1
Lubricating oil base stocks ²	05	78	-7.3	-4.1	6.8	-20.5	-5.0	-7.1
Asphalt.....	05	8102	-23.4	-6.3	-31.5	2.9	-2.9	3.4
Basic inorganic chemicals ²	06	13	17.6	-1.3	0.1	2.0	0.0	-0.1
Basic organic chemicals.....	06	14	-11.5	-1.3	-0.7	-0.4	-2.3	0.1
Paints and allied products ²	06	2	11.6	-0.1	0.3	0.3	0.0	0.0

See footnotes at end of table.

Table 2. Producer price index percentage changes for selected commodity groupings by Final Demand-Intermediate Demand category, seasonally adjusted — Continued
 [March 2023]

Grouping	Commodity code		Unadjusted 12-month percent change ¹	Seasonally adjusted 1-month percent change ¹				
	Group code	Item code		Mar. 2022 to Mar. 2023 ^P	Oct. to Nov.	Nov. to Dec. ^P	Dec. to Jan. ^P	Jan. to Feb. ^P
Agricultural chemicals and chemical products.....	06	5	-6.9	0.9	-3.4	-1.5	-3.4	-3.1
Plastic resins and materials.....	06	6	-6.2	-4.1	0.4	-0.8	1.4	0.5
Synthetic rubber ²	07	1102	-4.4	-3.6	-4.5	-2.5	-0.2	-1.3
Unsupported plastic film, sheet, and other shapes ²	07	22	0.8	0.6	-0.7	-1.2	-0.1	-1.5
Paper ²	09	13	6.6	-0.4	0.2	-0.3	0.7	-0.7
Paperboard ²	09	14	4.2	0.3	-0.5	-0.5	-1.0	-0.9
Converted paper and paperboard products ²	09	15	9.6	0.7	0.3	0.2	0.1	-0.3
Commercial printing ²	09	47	12.5	1.2	0.4	1.4	0.1	1.2
Foundry and forge shop products ²	10	15	5.7	-0.1	0.2	1.5	0.6	0.0
Steel mill products ²	10	17	-15.1	-3.1	-3.4	-2.3	2.5	1.2
Nonferrous mill shapes ²	10	25	-7.5	1.2	0.8	3.1	1.9	-0.2
Nonferrous foundry shop products.....	10	28	8.0	1.3	0.4	-0.3	0.8	-0.3
Metal containers ²	10	3	3.7	-0.4	0.0	-1.8	-0.4	0.0
Structural, architectural, and pre-engineered metal products.....	10	74	-0.4	-1.3	-0.1	0.8	0.0	1.3
Bolts, nuts, screws, rivets, and washers ²	10	81	12.5	-0.6	0.1	1.0	0.6	0.4
Other miscellaneous metal products ²	10	89	4.9	1.3	0.0	-0.1	1.1	-0.7
General purpose machinery and equipment.....	11	4	10.0	0.7	0.4	0.7	0.2	0.6
Electrical machinery and equipment.....	11	7	5.0	0.4	0.4	0.6	-0.1	0.2
Construction sand, gravel, and crushed stone.....	13	21	11.3	0.2	0.7	3.4	0.5	-0.1
Cement.....	13	22	17.0	1.1	0.7	3.5	2.6	0.9
Motor vehicle parts ²	14	12	2.8	-0.1	0.1	0.4	-0.2	0.3
Aircraft and aircraft equipment.....	14	2	4.3	0.2	0.3	0.4	0.6	0.4
Stage 3 intermediate demand services.....	ID5	9312	3.0	0.3	0.0	0.8	0.1	-0.7
Rail transportation of freight and mail ²	30	11	6.2	0.8	-0.1	1.0	-1.0	-0.2
Courier, messenger, and U.S. postal services.....	30	16	7.8	0.5	-0.4	2.2	0.1	-0.3
Arrangement of freight and cargo ²	31	31	-33.8	-14.4	2.0	-6.0	-2.7	-4.4
Freight forwarding ²	31	3201	-0.8	-3.4	0.0	0.0	-0.1	-0.4
Warehousing, storage, and related services ²	32	1	15.2	-0.3	1.7	2.3	2.1	-0.4
Advertising space sales in periodicals, newspapers, directories, and mailing lists ²	36	1	3.2	-0.3	1.0	1.1	0.6	0.9
Wired telephone services ²	37	1	2.9	0.0	0.1	0.0	0.7	0.2
Bundled wired telecommunications access services ²	37	5	10.2	-0.3	-0.2	4.2	-0.4	1.4
Data processing and related services ²	38	1	0.1	0.0	0.0	0.0	0.1	0.2
Business loans (partial).....	39	11	85.7	8.6	1.4	8.7	10.9	-5.9
Deposit services (partial) ²	39	2	16.0	-0.9	15.2	-1.9	-2.6	3.0
Securities brokerage, dealing, investment advice, and related services ²	40	1	31.5	11.7	0.4	0.4	4.4	-0.2
Insurance.....	41	11	2.8	0.1	0.6	0.2	0.2	0.2
Nonresidential real estate rents ²	43	11	2.5	-0.8	1.0	1.8	-4.2	-1.0
Legal services.....	45	1	6.5	0.4	0.3	1.6	1.1	0.3
Accounting services (partial).....	45	2	5.9	-0.2	0.4	1.3	1.6	0.0
Architectural and engineering services.....	45	3	3.3	0.4	0.1	0.0	0.4	-0.1
Management, scientific, and technical consulting services.....	45	4	0.0	0.0	1.2	1.1	-1.3	0.1
Advertising agency services ²	45	51	1.4	0.1	0.0	0.1	0.2	0.3
Staffing services.....	46	3	0.7	0.1	0.1	-0.1	-0.3	0.4
Aircraft repair maintenance.....	55	4	4.0	0.2	0.6	-0.5	1.8	0.4
Machinery and equipment parts and supplies wholesaling ²	57	1102	1.5	2.1	-0.9	1.2	-1.1	0.2
Building materials, paint, and hardware wholesaling.....	57	3	-6.7	-1.2	1.2	-1.2	-2.9	-3.0
Metals, minerals, and ores wholesaling ²	57	4	-5.3	-0.2	-6.2	15.2	1.7	-1.0
Chemicals and allied products wholesaling ²	57	5	10.0	-0.4	-1.3	4.0	-3.3	0.7
Paper and plastics products wholesaling ²	57	6	8.2	0.4	1.6	-1.8	0.5	-1.5
Food wholesaling ²	57	8101	3.7	-0.4	-2.1	-0.6	-0.4	1.8
Metal treatment services ²	59	1	6.0	-0.1	-0.6	2.5	-0.1	0.1
Stage 2 intermediate demand.....	ID5	2	-4.0	-1.0	1.0	-1.1	-1.4	-2.7
Stage 2 intermediate demand goods.....	ID5	9211	-15.1	-2.9	1.6	-3.2	-4.7	-5.2
Corn.....	01	2202	-12.0	-3.7	-3.6	-1.2	-0.2	-7.5
Oilseeds.....	01	83	-8.9	3.2	0.0	-4.9	0.6	-4.3
Prepared animal feeds.....	02	9	5.3	0.6	0.0	-0.8	-1.8	0.0
Coal.....	05	1	22.7	-1.6	-7.5	2.8	-0.6	1.3
Natural gas ²	05	31	-48.0	-12.5	30.7	-17.6	-37.8	-21.4
Liquefied petroleum gas ²	05	32	-48.9	1.0	-14.6	0.6	1.6	-9.3
Crude petroleum ²	05	61	-31.2	-2.4	-13.2	-1.2	4.2	-10.2
No. 2 diesel fuel.....	05	7303	-19.4	-1.8	-27.5	11.0	-4.6	-6.5
Industrial chemicals.....	06	1	-7.6	-1.3	-0.6	0.1	-1.8	0.0
Plastic resins and materials.....	06	6	-6.2	-4.1	0.4	-0.8	1.4	0.5
Plastic products ²	07	2	3.0	-0.2	-0.2	-0.6	-0.4	-0.3
Logs, bolts, timber, pulpwood, and wood chips ²	08	5	-0.7	0.0	0.8	-0.5	-0.9	-1.1

See footnotes at end of table.

Table 2. Producer price index percentage changes for selected commodity groupings by Final Demand-Intermediate Demand category, seasonally adjusted — Continued
 [March 2023]

Grouping	Commodity code		Unadjusted 12-month percent change ¹	Seasonally adjusted 1-month percent change ¹				
	Group code	Item code		Mar. 2022 to Mar. 2023 ^P	Oct. to Nov.	Nov. to Dec. ^P	Dec. to Jan. ^P	Jan. to Feb. ^P
Paper ²	09	13	6.6	-0.4	0.2	-0.3	0.7	-0.7
Paperboard, excluding corrugated paperboard ²	09	1411	5.1	0.3	-0.4	-0.4	-1.0	-0.1
Commercial printing ²	09	47	12.5	1.2	0.4	1.4	0.1	1.2
Iron and steel scrap.....	10	12	-21.8	-1.8	-6.8	1.3	11.2	4.1
Steel mill products ²	10	17	-15.1	-3.1	-3.4	-2.3	2.5	1.2
Nonferrous mill shapes ²	10	25	-7.5	1.2	0.8	3.1	1.9	-0.2
Electrical machinery and equipment.....	11	7	5.0	0.4	0.4	0.6	-0.1	0.2
Electronic components and accessories.....	11	78	1.6	0.5	0.2	-0.6	-0.1	0.0
Stage 2 intermediate demand services.....	ID5	9212	7.0	0.8	0.6	0.8	1.3	-0.8
Rail transportation of freight and mail ²	30	11	6.2	0.8	-0.1	1.0	-1.0	-0.2
Truck transportation of freight ²	30	12	-6.7	0.8	-1.4	-2.2	-0.9	-2.9
U.S. Postal Service ²	30	1601	10.0	0.0	0.0	4.0	0.0	0.0
Courier and messenger services, except air.....	30	1602	5.3	0.8	0.5	-0.3	0.3	-0.2
Air mail and package delivery services, excluding by USPS.....	30	1603	6.7	1.1	-3.1	3.3	-0.1	-0.8
Pipeline transportation ²	30	17	-	0.0	-1.3	0.3	1.2	0.0
Airline passenger services.....	30	22	11.8	-3.6	3.2	2.5	-1.5	1.3
Arrangement of freight and cargo ²	31	31	-33.8	-14.4	2.0	-6.0	-2.7	-4.4
Television advertising time sales.....	36	21	-16.6	6.6	-9.0	-1.5	-6.4	-3.6
Wireless telecommunication services.....	37	2	1.8	-0.1	0.1	0.0	0.3	0.1
Data processing and related services ²	38	1	0.1	0.0	0.0	0.0	0.1	0.2
Securities brokerage, dealing, investment advice, and related services ²	40	1	31.5	11.7	0.4	0.4	4.4	-0.2
Portfolio management ²	40	2	-12.2	1.3	-0.9	4.2	-0.5	-4.5
Investment banking ²	40	31	-3.5	-1.4	-1.4	0.3	2.1	3.0
Insurance.....	41	11	2.8	0.1	0.6	0.2	0.2	0.2
Commissions from sales of insurance ²	42	11	0.1	0.0	0.1	0.0	0.0	0.0
Legal services.....	45	1	6.5	0.4	0.3	1.6	1.1	0.3
Accounting services (partial).....	45	2	5.9	-0.2	0.4	1.3	1.6	0.0
Management, scientific, and technical consulting services.....	45	4	0.0	0.0	1.2	1.1	-1.3	0.1
Advertising agency services ²	45	51	1.4	0.1	0.0	0.1	0.2	0.3
Staffing services.....	46	3	0.7	0.1	0.1	-0.1	-0.3	0.4
Security guard services ²	48	1	7.9	0.0	0.0	1.1	0.1	0.1
Janitorial services ²	49	1	3.0	-0.2	1.1	0.4	-0.1	0.3
Traveler accommodation services.....	53	1	2.4	2.4	1.9	-2.3	-3.4	4.1
Commercial and industrial machinery and equipment repair and maintenance.....	55	1	8.6	0.7	0.5	-0.6	-0.4	1.2
Hardware and building materials and supplies retailing.....	58	D	-29.2	0.4	-6.8	-0.5	-5.8	-0.9
Stage 1 intermediate demand.....	ID5	1	0.4	0.1	-1.8	0.8	-0.4	-0.7
Stage 1 intermediate demand goods.....	ID5	9111	-1.7	-0.6	-3.0	0.9	-0.6	-1.2
Prepared animal feeds.....	02	9	5.3	0.6	0.0	-0.8	-1.8	0.0
Commercial electric power.....	05	42	9.6	-0.8	1.8	2.0	1.7	-2.7
Industrial electric power.....	05	43	9.7	-1.8	2.8	6.9	-4.3	-0.1
Commercial natural gas.....	05	52	7.3	-4.4	3.3	12.3	-11.4	-9.7
Industrial natural gas.....	05	53	12.5	-1.7	4.5	7.2	-9.8	-6.1
Gasoline.....	05	71	-19.2	-5.1	-8.6	7.5	3.8	-11.7
No. 2 diesel fuel.....	05	7303	-19.4	-1.8	-27.5	11.0	-4.6	-6.5
Industrial chemicals.....	06	1	-7.6	-1.3	-0.6	0.1	-1.8	0.0
Prepared paint ²	06	21	10.1	-1.0	0.3	0.0	-0.1	-0.1
Plastic construction products ²	07	21	3.0	-1.1	-0.3	-0.2	-0.5	-0.1
Recyclable paper ²	09	12	-59.8	-23.9	10.1	-3.7	10.1	0.2
Paper ²	09	13	6.6	-0.4	0.2	-0.3	0.7	-0.7
Converted paper and paperboard products ²	09	15	9.6	0.7	0.3	0.2	0.1	-0.3
Iron and steel scrap.....	10	12	-21.8	-1.8	-6.8	1.3	11.2	4.1
Steel mill products ²	10	17	-15.1	-3.1	-3.4	-2.3	2.5	1.2
Primary nonferrous metals ²	10	22	-20.3	5.9	1.6	3.1	0.8	-5.2
Nonferrous scrap.....	10	23	-23.5	1.8	1.3	-0.2	-3.2	-1.2
Nonferrous wire and cable ²	10	26	4.2	4.1	0.6	2.7	2.0	-0.8
Fabricated structural metal products.....	10	7	2.0	-0.8	0.0	0.3	-0.2	0.8
General purpose machinery and equipment.....	11	4	10.0	0.7	0.4	0.7	0.2	0.6
Construction sand, gravel, and crushed stone.....	13	21	11.3	0.2	0.7	3.4	0.5	-0.1
Stage 1 intermediate demand services.....	ID5	9112	2.5	0.9	-0.4	0.7	-0.2	-0.2
Truck transportation of freight ²	30	12	-6.7	0.8	-1.4	-2.2	-0.9	-2.9
Airline passenger services.....	30	22	11.8	-3.6	3.2	2.5	-1.5	1.3
Advertising space sales in periodicals, newspapers, directories, and mailing lists ²	36	1	3.2	-0.3	1.0	1.1	0.6	0.9
Business wired telecommunication services ²	37	12	2.8	0.0	0.2	-0.1	1.2	0.1
Wireless telecommunication services.....	37	2	1.8	-0.1	0.1	0.0	0.3	0.1

See footnotes at end of table.

Table 2. Producer price index percentage changes for selected commodity groupings by Final Demand-Intermediate Demand category, seasonally adjusted — Continued
 [March 2023]

Grouping	Commodity code		Unadjusted 12-month percent change ¹	Seasonally adjusted 1-month percent change ¹				
	Group code	Item code		Mar. 2022 to Mar. 2023 ^p	Oct. to Nov.	Nov. to Dec. ^p	Dec. to Jan. ^p	Jan. to Feb. ^p
Bundled wired telecommunications access services ²	37	5	10.2	-0.3	-0.2	4.2	-0.4	1.4
Business loans (partial).....	39	11	85.7	8.6	1.4	8.7	10.9	-5.9
Deposit services (partial) ²	39	2	16.0	-0.9	15.2	-1.9	-2.6	3.0
Securities brokerage, dealing, investment advice, and related services ²	40	1	31.5	11.7	0.4	0.4	4.4	-0.2
Portfolio management ²	40	2	-12.2	1.3	-0.9	4.2	-0.5	-4.5
Investment banking ²	40	3	-3.5	-1.4	-1.4	0.3	2.1	3.0
Insurance.....	41	11	2.8	0.1	0.6	0.2	0.2	0.2
Nonresidential real estate rents ²	43	11	2.5	-0.8	1.0	1.8	-4.2	-1.0
Architectural and engineering services.....	45	3	3.3	0.4	0.1	0.0	0.4	-0.1
Management consulting services.....	45	41	0.0	0.0	1.2	1.1	-1.3	0.1
Waste collection.....	50	1	12.5	0.6	0.7	1.3	1.6	1.1
Traveler accommodation services.....	53	11	2.4	2.4	1.9	-2.3	-3.4	4.1
Commercial and industrial machinery and equipment repair and maintenance.....	55	1	8.6	0.7	0.5	-0.6	-0.4	1.2
Machinery and equipment parts and supplies wholesaling ²	57	1102	1.5	2.1	-0.9	1.2	-1.1	0.2
Building materials, paint, and hardware wholesaling.....	57	3	-6.7	-1.2	1.2	-1.2	-2.9	-3.0
Metals, minerals, and ores wholesaling ²	57	4	-5.3	-0.2	-6.2	15.2	1.7	-1.0
Chemicals and allied products wholesaling ²	57	5	10.0	-0.4	-1.3	4.0	-3.3	0.7
Paper and plastics products wholesaling ²	57	6	8.2	0.4	1.6	-1.8	0.5	-1.5
Hardware and building materials and supplies retailing.....	58	D	-29.2	0.4	-6.8	-0.5	-5.8	-0.9
Mining services ²	60	1	8.0	0.4	0.3	0.5	0.6	0.1

¹ All indexes are subject to revision for 4 months after their originally scheduled publication to incorporate late reports and corrections by survey respondents. In addition, seasonally adjusted indexes are subject to change for up to 5 years due to the recalculation of seasonal factors published each January.

² Seasonal tests did not indicate the presence of seasonality. Data shown is not seasonally adjusted.

³ Trade indexes measure changes in margins received by wholesalers and retailers.

p Preliminary

"-" Data not available.

NOTE: The term "(partial)" denotes incomplete coverage of the index category.

Table 3. Producer price indexes for Final Demand-Intermediate Demand groupings, seasonally adjusted
 [March 2023, Index base Nov. 2009=100, unless otherwise indicated]

Grouping	Other index base	Commodity code		Seasonally adjusted index ¹				
		Group code	Item code	Nov. 2022	Dec. 2022 ^p	Jan. 2023 ^p	Feb. 2023 ^p	Mar. 2023 ^p
Final Demand								
Final demand.....		FD	4	141.175	140.963	141.573	141.568	140.865
Final demand goods.....		FD	41	145.193	143.193	144.990	144.542	143.031
Final demand foods.....		FD	411	158.287	156.907	154.929	151.459	152.386
Finished consumer foods ²	00/82	FD	4111	278.243	275.965	272.550	265.597	268.641
Finished consumer foods, crude.....	00/82	FD	411113	426.706	422.926	352.874	286.819	305.093
Finished consumer foods, processed.....	00/82	FD	411112	262.901	260.778	263.697	262.396	263.978
Government purchased foods.....		FD	4112	154.652	154.292	154.217	152.025	152.615
Foods for export.....		FD	4113	165.588	163.254	160.076	158.158	155.604
Final demand energy.....		FD	412	155.464	145.642	153.597	153.109	143.236
Finished consumer energy goods ²	00/82	FD	4121	235.023	224.487	236.921	237.734	222.061
Government purchased energy.....		FD	4122	185.758	162.157	174.015	170.080	159.490
Energy for export.....		FD	4123	168.117	148.104	150.769	145.993	138.205
Final demand goods less foods and energy.....		FD	413	138.709	138.822	139.652	140.062	140.469
Finished goods less foods and energy ²	00/82	FD	4131	242.156	242.679	244.385	245.195	246.060
Finished consumer goods less foods and energy.....	00/82	FD	41311	269.652	270.021	271.820	273.037	273.752
Nondurable consumer goods less foods and energy.....	00/82	FD	413111	347.817	348.019	350.789	353.073	354.143
Durable consumer goods.....	00/82	FD	413112	188.973	189.491	190.450	190.715	191.095
Private capital equipment.....	00/82	FD	41312	207.428	208.063	209.611	210.029	210.988
Private capital equipment for manufacturing industries.....	00/82	FD	413121	221.084	221.799	223.824	224.581	225.635
Private capital equipment for nonmanufacturing industries.....	00/82	FD	413122	203.341	203.954	205.356	205.673	206.604
Government purchased goods, excluding foods and energy.....		FD	4132	135.663	135.886	136.281	136.257	136.571
Government purchased goods excluding foods, energy, and capital equipment.....		FD	41321	145.659	145.838	146.406	146.201	146.519
Government purchased capital equipment.....		FD	41322	121.171	121.446	121.628	121.822	122.125
Goods for export, excluding foods and energy.....		FD	4133	136.556	136.303	137.000	137.448	137.722
Final demand services.....		FD	42	138.079	138.769	138.819	139.011	138.640
Final demand trade services ³		FD	423	152.166	153.720	152.036	151.999	150.687
Trade of finished goods ²		FD	4231	150.799	152.358	150.531	150.647	149.531
Trade of personal consumption goods.....		FD	42311	150.008	150.882	149.418	150.001	149.430
Trade of private capital equipment.....		FD	42312	152.592	157.141	153.619	151.576	147.951
Trade of government purchased goods.....		FD	4232	161.204	163.500	161.261	160.717	157.583
Trade of government purchased goods, excluding capital equipment.....		FD	42321	164.996	163.513	162.272	162.716	162.266
Trade of government purchased capital equipment.....		FD	42322	153.954	161.968	158.128	155.990	148.538
Trade of exports.....		FD	4233	161.520	162.764	162.601	161.291	158.830
Final demand transportation and warehousing services.....		FD	422	156.445	156.428	155.682	154.259	152.194
Transportation of passengers for final demand.....		FD	4221	132.390	136.639	139.985	137.847	139.685
Transportation of private passengers.....		FD	42211	132.400	136.638	139.977	137.844	139.678
Transportation of government passengers.....		FD	42212	132.214	136.405	139.715	137.602	139.421
Transportation of passengers for export.....		FD	42213	132.358	136.654	140.027	137.870	139.723
Transportation and warehousing of goods for final demand.....		FD	4222	165.131	163.250	160.941	159.807	156.222
Transportation and warehousing of finished goods ²		FD	42221	164.061	162.121	159.547	158.296	154.513
Transportation and warehousing of personal consumption goods.....		FD	422211	164.226	162.309	159.860	158.643	154.920
Transportation and warehousing of private capital equipment.....		FD	422212	163.401	161.371	158.283	156.896	152.865
Transportation and warehousing of government purchased goods.....		FD	42222	161.357	159.940	158.469	157.742	154.698
Transportation and warehousing of exports.....		FD	42223	169.637	167.777	165.873	164.916	161.649
Final demand services less trade, transportation, and warehousing.....		FD	421	129.880	130.243	131.073	131.524	131.705
Finished services less trade, transportation, and warehousing ²		FD	4211	130.359	130.718	131.439	131.808	132.081
Finished consumer services less trade, transportation, and warehousing.....		FD	42111	129.650	130.017	130.783	131.210	131.535
Private capital investment services less trade, transportation, and warehousing.....		FD	42112	136.966	137.252	137.647	137.574	137.440
Government purchased services less trade, transportation, and warehousing.....		FD	4212	121.047	121.244	122.232	122.424	122.288
Gov. purchased services less trade, transportation, and warehousing, excl. capital investment.....		FD	42121	121.628	121.819	122.778	122.945	122.802
Government purchased capital investment services less trade, transportation, and warehousing.....		FD	42122	106.756	107.085	108.520	109.052	109.017
Services for export less trade, transportation, and warehousing.....		FD	4213	133.835	134.439	136.675	138.618	137.839
Final demand construction.....		FD	43	173.226	173.302	176.489	176.543	176.911
Construction for private capital investment.....		FD	431	177.358	177.488	180.802	180.832	181.172
Construction for government.....		FD	432	165.506	165.487	168.421	168.527	168.955
Final Demand Special Groupings								
Final demand less exports.....	04/10	FD	49101	138.658	138.511	139.107	139.094	138.439
Final demand less government.....	04/10	FD	49102	139.036	138.990	139.491	139.529	138.889
Final demand less foods, food and nonalcoholic beverages for immediate consumption, and energy ¹	04/10	FD	49103	137.760	138.314	138.594	138.845	138.655
Final demand less foods and energy ⁴	04/10	FD	49104	137.429	137.963	138.258	138.491	138.307
Final demand less foods and food and nonalcoholic beverages for immediate consumption ⁴	04/10	FD	49105	138.545	138.387	139.148	139.350	138.525

See footnotes at end of table.

Table 3. Producer price indexes for Final Demand-Intermediate Demand groupings, seasonally adjusted — Continued

[March 2023, Index base Nov. 2009=100, unless otherwise indicated]

Grouping	Other index base	Commodity code		Seasonally adjusted index ¹				
		Group code	Item code	Nov. 2022	Dec. 2022 ^P	Jan. 2023 ^P	Feb. 2023 ^P	Mar. 2023 ^P
Final demand less foods ⁴	04/10	FD	49106	138.128	137.988	138.732	138.920	138.137
Final demand less energy.....	04/10	FD	49107	138.360	138.782	138.948	138.972	138.851
Final demand less trade services.....	01/10	FD	49108	137.038	136.407	137.496	137.498	136.935
Final demand less distributive services ⁵	01/10	FD	49109	136.001	135.416	136.656	136.706	136.272
Final demand goods less energy.....	01/10	FD	49111	141.455	141.265	141.488	141.052	141.568
Final demand goods less foods.....	04/10	FD	49112	139.291	137.217	139.775	139.968	137.981
Final demand services less trade services.....	04/10	FD	49113	131.227	131.552	132.228	132.499	132.468
Final demand distributive services ⁵	04/10	FD	49114	151.038	152.125	150.367	150.160	148.522
Final demand goods plus final demand distributive services ⁵	04/10	FD	49115	145.574	144.829	145.118	144.776	143.235
Final demand less foods, energy, and trade services ⁴	08/13	FD	49116	125.941	126.180	126.929	127.213	127.305
Private and government purchased capital equipment.....	08/13	FD	49117	125.174	125.544	126.376	126.621	127.162
Private and government purchased capital investment services.....	08/13	FD	49118	133.374	135.392	134.246	133.438	131.799
Total private and government purchased capital investment.....	08/13	FD	49119	132.918	134.048	134.179	133.878	133.315
Total finished ²	01/10	FD	49201	139.398	139.448	139.931	139.969	139.374
Total finished less foods, food and nonalcoholic beverages for immediate consumption, and energy ^{2, 4}	12/10	FD	49202	137.074	137.697	137.863	138.095	137.984
Total finished less foods and energy ^{2, 4}	01/10	FD	49203	137.898	138.514	138.689	138.926	138.816
Total finished less foods and food and nonalcoholic beverages for immediate consumption ^{2, 4}	12/10	FD	49204	137.118	137.248	137.847	138.095	137.376
Total finished less foods ^{2, 4}	01/10	FD	49205	138.482	138.609	139.222	139.476	138.755
Total finished less energy ²	01/10	FD	49206	138.917	139.422	139.480	139.489	139.480
Finished goods ²	00/82	FD	49207	256.935	254.038	257.733	256.954	253.876
Finished goods less energy ²	00/82	FD	49208	250.986	250.792	251.125	249.837	251.287
Finished goods, excluding foods ^{2, 4}	00/82	FD	49209	250.600	247.561	253.167	254.015	249.333
Finished services ²	01/10	FD	49210	136.582	137.274	137.212	137.412	137.178
Private capital investment services.....	04/10	FD	49211	143.553	145.532	144.315	143.452	141.831
Finished distributive services ^{2, 5}	04/10	FD	49212	149.250	150.429	148.533	148.482	147.065
Finished services less trade services ²	04/10	FD	49213	131.095	131.424	132.020	132.250	132.342
Finished services less distributive services ^{2, 5}	04/10	FD	49214	129.551	129.995	130.769	131.080	131.385
Total private capital investment (goods, services, and construction).....	04/10	FD	49215	140.904	142.088	142.143	141.790	141.196
Finished goods plus finished distributive services ²	04/10	FD	49216	146.187	145.870	146.011	145.760	144.187
Total exports.....	04/10	FD	49301	140.496	139.913	140.513	140.553	139.630
Goods for export.....	00/82	FD	49302	237.365	234.927	235.593	235.388	234.530
Services for export.....	04/10	FD	49303	147.872	148.545	149.473	149.736	148.195
Total government purchases.....	04/10	FD	49401	138.295	136.196	137.933	137.423	136.144
Government purchased goods.....	00/82	FD	49402	243.792	234.966	240.374	238.313	234.365
Government purchased services.....	04/10	FD	49403	130.234	130.851	131.278	131.246	130.538
Total government purchased capital investment (goods, services, construction).....	08/13	FD	49404	130.314	131.521	132.209	132.137	131.567
Government purchases, defense.....	05/15	FD	49405	125.371	123.202	124.856	124.453	123.171
Government purchases, non-defense.....	05/15	FD	49406	132.629	130.621	132.229	131.681	130.524
Personal consumption.....	01/10	FD	49501	138.962	138.760	139.343	139.470	138.876
Personal consumption goods (finished consumer goods).....	00/82	FD	49502	278.187	273.673	278.222	276.919	272.072
Personal consumption goods less energy.....	00/82	FD	49503	273.950	273.204	272.741	270.384	272.120
Personal consumption goods less foods.....	00/82	FD	49504	276.065	270.676	278.678	279.789	271.617
Personal consumption nondurable goods less foods.....	00/82	FD	49508	313.824	305.955	317.321	318.810	306.815
Personal consumption services.....	04/10	FD	49505	134.991	135.490	135.606	135.966	135.944
Personal consumption less trade services.....	04/10	FD	49506	135.646	135.159	136.240	136.253	135.656
Personal consumption less distributive services ⁵	04/10	FD	49507	134.853	134.409	135.624	135.681	135.194
Personal consumption less foods and energy.....	04/14	FD	49510	126.460	126.892	127.084	127.446	127.463
Personal consumption less foods, energy, and trade services ³	04/14	FD	49511	122.842	123.153	123.817	124.125	124.306
Personal consumption less foods, energy, and distributive services ⁵	04/14	FD	49512	122.151	122.543	123.338	123.710	124.049
Personal consumption goods plus personal consumption distributive services ⁵	08/13	FD	49509	135.087	134.245	134.573	134.428	132.843
Intermediate Demand by Commodity Type								
Processed goods								
Processed goods for intermediate demand.....	00/82	ID6	1	268.344	261.702	264.630	263.480	260.870
Materials and components for manufacturing.....	00/82	ID6	11	238.512	237.019	236.827	236.378	236.452
Materials for manufacturing.....		ID6	111	151.365	149.785	149.121	148.412	148.290
Materials for food manufacturing.....	00/82	ID6	1111	261.957	260.260	260.604	254.564	254.909
Materials for nondurable manufacturing.....	00/82	ID6	1112	282.537	280.098	279.137	275.592	274.965
Materials for durable manufacturing.....	00/82	ID6	1113	285.176	281.169	278.887	282.436	282.426
Components for manufacturing.....	00/82	ID6	112	185.149	185.376	186.395	186.945	187.359
Components for nondurable manufacturing.....		ID6	1121	148.164	147.876	147.401	147.405	146.788
Components for durable manufacturing.....		ID6	1122	130.477	130.659	131.437	131.845	132.181
Materials and components for construction.....	00/82	ID6	12	350.202	349.274	349.354	349.548	351.154
Materials for construction.....		ID6	121	167.529	166.378	165.490	165.877	166.222
Components for construction.....		ID6	122	177.272	177.351	178.148	177.995	179.168
Processed fuels and lubricants for intermediate demand.....	00/82	ID6	13	290.026	261.463	275.450	271.544	257.675
Processed fuels and lubricants to manufacturing industries.....	00/82	ID6	131	290.536	274.271	282.163	269.956	262.522

See footnotes at end of table.

Table 3. Producer price indexes for Final Demand-Intermediate Demand groupings, seasonally adjusted — Continued

[March 2023, Index base Nov. 2009=100, unless otherwise indicated]

Grouping	Other index base	Commodity code		Seasonally adjusted index ¹				
		Group code	Item code	Nov. 2022	Dec. 2022 ^P	Jan. 2023 ^P	Feb. 2023 ^P	Mar. 2023 ^P
Processed fuels and lubricants to nonmanufacturing industries.....	00/82	ID6	132	290.371	257.727	273.596	272.259	256.385
Containers for intermediate demand.....	00/82	ID6	14	315.066	315.057	314.485	314.322	312.531
Supplies for intermediate demand.....	00/82	ID6	15	252.943	252.765	253.779	253.100	253.309
Supplies to manufacturing industries.....	00/82	ID6	151	247.898	247.908	247.511	247.336	247.204
Supplies to nonmanufacturing industries.....	00/82	ID6	152	251.720	251.514	252.738	251.986	252.247
Supplies to nonmanufacturing industries, feeds.....	00/82	ID6	1521	256.902	255.506	254.102	248.394	245.051
Supplies to nonmanufacturing industries, other than feeds.....	00/82	ID6	1522	253.203	253.116	254.589	254.472	255.201
Unprocessed goods								
Unprocessed goods for intermediate demand.....	00/82	ID6	2	291.398	295.703	281.757	268.365	255.012
Unprocessed foodstuffs and feedstuffs.....	00/82	ID6	21	256.510	255.975	241.535	239.108	235.948
Unprocessed nonfood materials.....	00/82	ID6	22	304.723	312.008	298.798	278.382	258.535
Unprocessed nonfood materials except fuel.....	00/82	ID6	221	354.324	328.754	329.608	336.812	320.019
Unprocessed nonfood materials except fuel to manufacturing industries.....	00/82	ID6	2211	329.943	304.879	305.278	312.185	295.928
Unprocessed nonfood materials except fuel to nonmanufacturing industries.....	00/82	ID6	2212	329.266	331.391	342.515	344.195	344.104
Unprocessed fuel.....	00/82	ID6	222	216.947	265.784	226.489	154.933	130.264
Unprocessed fuel to manufacturing industries.....	00/82	ID6	2221	272.520	273.124	262.647	233.901	226.646
Unprocessed fuel to nonmanufacturing industries.....	00/82	ID6	2222	219.824	272.952	230.956	155.013	128.686
Services								
Services for intermediate demand.....		ID6	3	142.922	142.904	144.183	144.611	143.834
Trade services for intermediate demand ⁵		ID6	33	170.856	168.830	169.861	169.186	168.284
Trade services for manufacturing industries.....	12/12	ID6	331	155.237	153.290	156.231	155.453	155.123
Trade services for nonmanufacturing industries.....	12/12	ID6	332	152.873	151.167	150.161	149.714	148.439
Transportation and warehousing services for intermediate demand.....		ID6	32	157.147	157.205	157.662	157.399	155.946
Transportation of passengers for intermediate demand.....		ID6	321	132.279	136.468	139.777	137.665	139.483
Transportation of passengers for manufacturing industries.....		ID6	3211	132.338	136.630	140.001	137.846	139.697
Transportation of passengers for nonmanufacturing industries.....		ID6	3212	132.333	136.509	139.812	137.705	139.519
Transportation and warehousing of goods for intermediate demand.....		ID6	322	159.849	159.461	159.660	159.571	157.807
Transportation and warehousing of goods for manufacturing industries.....	12/12	ID6	3221	136.729	135.479	134.144	133.612	131.552
Transportation and warehousing of goods for nonmanufacturing industries.....	12/12	ID6	3222	141.663	141.572	142.199	142.253	140.851
Services less trade, transportation, and warehousing for intermediate demand.....		ID6	31	132.819	133.344	134.817	135.607	134.989
Services less trade, transportation, and warehousing for manufacturing industries.....		ID6	311	124.769	125.028	126.466	126.895	127.138
Services less trade, transportation, and warehousing for nonmanufacturing industries.....		ID6	312	133.075	133.609	135.083	135.886	135.238
Construction								
Construction for intermediate demand.....		ID6	4	141.280	141.372	142.459	142.761	143.746
Intermediate Demand by Commodity Type Special Groupings								
Processed materials less foods and feeds.....	00/82	ID6	9111	269.541	262.422	265.609	264.872	262.021
Processed foods and feeds.....	00/82	ID6	9112	256.470	254.928	255.322	250.134	249.881
Processed energy goods.....	00/82	ID6	9113	291.372	262.676	276.728	272.805	258.871
Processed materials less energy.....	00/82	ID6	9118	259.330	258.309	258.496	258.041	258.244
Processed materials less foods and energy.....	00/82	ID6	9115	259.214	258.258	258.404	258.560	258.822
Intermediate distributive services ⁶	04/10	ID6	9116	163.757	162.342	163.018	162.604	161.346
Processed goods plus intermediate distributive services.....	04/10	ID6	9117	150.719	147.681	149.016	148.448	147.073
Unprocessed materials less agricultural products.....	00/82	ID6	9211	304.901	315.205	299.890	276.931	255.971
Unprocessed energy materials ⁷	00/82	ID6	9212	245.714	258.118	239.120	212.936	187.614
Unprocessed materials less energy.....	00/82	ID6	9213	307.423	305.056	295.677	294.435	291.664
Unprocessed nonfood materials less energy ⁸	00/82	ID6	9216	457.406	449.695	456.285	458.702	457.181
Intermediate Demand by Production Flow								
Stage 4 Intermediate Demand								
Stage 4 intermediate demand.....		ID5	4	146.865	146.342	147.760	147.818	147.135
Inputs to stage 4 goods producers.....		ID5	41	146.523	145.823	146.462	146.355	146.056
Goods.....		ID5	411	141.060	140.618	140.768	140.867	140.472
Foods.....		ID5	4111	160.794	157.985	158.312	156.406	153.991
Energy.....		ID5	4112	180.465	179.883	173.418	172.809	164.754
Goods excluding foods and energy.....		ID5	4113	137.795	137.710	137.887	138.298	138.277
Services.....		ID5	412	164.580	163.150	165.361	164.578	164.590
Trade services.....		ID5	4123	175.809	173.850	176.536	175.397	175.491
Transportation and warehousing services.....		ID5	4122	139.944	139.856	139.925	138.678	137.454
Transportation of passengers.....		ID5	41221	132.357	136.653	140.026	137.869	139.722
Transportation and warehousing of goods.....		ID5	41222	150.696	149.745	149.167	148.016	146.106
Services less trade, transportation, and warehousing.....		ID5	4121	126.267	126.479	127.657	128.119	128.277
Inputs to stage 4 services producers.....		ID5	42	142.391	142.438	144.320	144.455	143.627

See footnotes at end of table.

Table 3. Producer price indexes for Final Demand-Intermediate Demand groupings, seasonally adjusted — Continued

[March 2023, Index base Nov. 2009=100, unless otherwise indicated]

Grouping	Other index base	Commodity code		Seasonally adjusted index ¹				
		Group code	Item code	Nov. 2022	Dec. 2022 ^P	Jan. 2023 ^P	Feb. 2023 ^P	Mar. 2023 ^P
Goods.....		ID5	421	147.228	146.068	148.541	147.841	146.707
Foods.....		ID5	4211	152.439	150.648	150.714	148.373	148.964
Energy.....		ID5	4212	145.258	142.152	148.413	147.178	142.576
Goods excluding foods and energy.....		ID5	4213	146.195	146.249	147.088	147.211	147.567
Services.....		ID5	422	140.503	140.985	142.699	143.112	142.384
Trade services.....		ID5	4223	160.073	158.736	159.355	158.553	158.401
Transportation and warehousing services.....		ID5	4222	148.472	149.493	151.771	151.980	151.319
Transportation of passengers.....		ID5	42221	131.874	136.121	139.462	137.327	139.162
Transportation and warehousing of goods.....		ID5	42222	151.952	152.382	154.493	155.108	154.013
Services less trade, transportation, and warehousing.....		ID5	4221	136.528	137.195	138.951	139.514	138.722
Construction.....		ID5	423	141.280	141.372	142.459	142.761	143.746
Inputs to stage 4 construction producers.....		ID5	43	163.713	161.342	162.479	162.590	161.663
Goods.....		ID5	431	168.135	165.532	166.873	167.226	166.532
Energy.....		ID5	4312	185.399	159.881	170.425	172.130	156.425
Goods excluding foods and energy.....		ID5	4313	170.362	169.935	170.378	170.606	171.380
Services.....		ID5	432	152.408	150.601	151.205	150.722	149.226
Trade services.....		ID5	4323	170.622	167.033	169.365	168.305	165.941
Transportation and warehousing services.....		ID5	4322	158.378	156.692	154.256	152.826	149.273
Transportation of passengers.....		ID5	43221	137.976	142.444	145.954	143.710	145.637
Transportation and warehousing of goods.....		ID5	43222	159.722	157.863	155.274	153.856	150.152
Services less trade, transportation, and warehousing.....		ID5	4321	128.716	128.749	129.094	129.479	129.555
Stage 3 Intermediate Demand								
Stage 3 intermediate demand.....		ID5	3	151.963	148.983	149.306	148.951	147.474
Inputs to stage 3 goods producers.....		ID5	31	164.746	162.576	160.467	159.897	158.954
Goods.....		ID5	311	161.959	159.718	156.512	155.966	155.203
Foods.....		ID5	3111	189.978	189.098	178.873	175.801	173.118
Energy.....		ID5	3112	184.301	153.778	155.660	151.860	147.343
Goods excluding foods and energy.....		ID5	3113	153.040	151.976	151.394	152.086	152.326
Services.....		ID5	312	164.327	162.612	164.866	164.244	162.683
Trade services.....		ID5	3123	168.426	166.043	170.980	170.383	169.096
Transportation and warehousing services.....		ID5	3122	158.652	157.533	155.562	154.336	151.471
Transportation of passengers.....		ID5	31221	140.925	145.496	149.085	146.790	148.762
Transportation and warehousing of goods.....		ID5	31222	159.418	157.971	155.699	154.534	151.404
Services less trade, transportation, and warehousing.....		ID5	3121	130.145	130.024	131.364	131.878	132.138
Inputs to stage 3 services producers.....		ID5	32	141.528	137.896	140.016	139.845	137.987
Goods.....		ID5	321	150.700	133.514	140.422	138.247	132.605
Foods.....		ID5	3211	162.452	161.751	165.497	162.666	161.063
Energy.....		ID5	3212	166.353	138.040	149.210	145.630	136.077
Goods excluding foods and energy.....		ID5	3213	136.189	136.131	136.554	136.565	136.925
Services.....		ID5	322	138.339	138.883	139.803	140.148	139.240
Trade services.....		ID5	3223	192.526	191.608	188.964	190.932	188.896
Transportation and warehousing services.....		ID5	3222	160.897	161.204	162.495	162.655	161.272
Transportation of passengers.....		ID5	32221	104.310	104.488	104.468	104.441	104.623
Transportation and warehousing of goods.....		ID5	32222	161.391	161.700	162.997	163.158	161.767
Services less trade, transportation, and warehousing.....		ID5	3221	129.376	130.091	131.116	131.415	130.700
Construction.....		ID5	323	141.280	141.372	142.459	142.761	143.746
Inputs to stage 3 construction producers.....		ID5	33	144.022	140.369	139.793	138.196	137.180
Goods.....		ID5	331	136.664	135.695	135.070	134.942	134.527
Goods excluding foods and energy.....		ID5	3313	174.142	172.908	172.112	171.948	171.420
Services.....		ID5	332	170.731	164.224	163.906	160.400	158.552
Trade services.....		ID5	3323	176.013	168.966	168.486	164.605	162.561
Transportation and warehousing services.....		ID5	3322	115.601	115.318	115.731	115.277	114.965
Transportation and warehousing of goods.....		ID5	33222	122.021	121.723	122.159	121.679	121.350
Services less trade, transportation, and warehousing.....		ID5	3321	121.903	121.488	123.915	123.913	123.936
Stage 2 Intermediate Demand								
Stage 2 intermediate demand.....		ID5	2	139.438	140.866	139.374	137.378	133.696
Inputs to stage 2 goods producers.....		ID5	21	134.349	136.242	132.673	127.692	122.236
Goods.....		ID5	211	134.651	137.153	132.129	125.242	118.018
Foods.....		ID5	2111	176.518	175.423	171.108	169.629	164.527
Energy.....		ID5	2112	109.177	113.876	105.998	95.115	83.922
Goods excluding foods and energy.....		ID5	2113	147.254	146.565	147.098	147.192	147.741
Services.....		ID5	212	147.203	146.867	147.763	148.564	148.351
Trade services.....		ID5	2123	166.205	164.846	164.902	164.264	164.745
Transportation and warehousing services.....		ID5	2122	167.742	167.087	167.644	168.483	168.358
Transportation of passengers.....		ID5	21221	132.933	136.996	140.234	138.172	139.953
Transportation and warehousing of goods.....		ID5	21222	169.858	168.819	169.292	170.274	170.056
Services less trade, transportation, and warehousing.....		ID5	2121	129.463	130.720	133.091	135.667	134.524
Construction.....		ID5	213	141.280	141.372	142.459	142.761	143.746

See footnotes at end of table.

Table 3. Producer price indexes for Final Demand-Intermediate Demand groupings, seasonally adjusted — Continued

[March 2023, Index base Nov. 2009=100, unless otherwise indicated]

Grouping	Other index base	Commodity code		Seasonally adjusted index ¹				
		Group code	Item code	Nov. 2022	Dec. 2022 ^P	Jan. 2023 ^P	Feb. 2023 ^P	Mar. 2023 ^P
Inputs to stage 2 services producers.....		ID5	22	140.923	141.712	142.877	144.690	143.358
Goods.....		ID5	221	147.602	146.375	147.292	146.851	145.932
Foods.....		ID5	2211	132.309	130.683	128.836	125.856	122.042
Energy.....		ID5	2212	190.629	170.170	183.803	181.260	167.784
Goods excluding foods and energy.....		ID5	2213	145.376	145.341	145.461	145.190	145.125
Services.....		ID5	222	139.620	140.728	141.925	144.043	142.613
Trade services.....		ID5	2223	183.676	192.314	183.306	183.208	175.532
Transportation and warehousing services.....		ID5	2222	152.611	154.252	151.791	150.112	147.739
Transportation of passengers.....		ID5	22221	132.802	137.070	140.430	138.283	140.129
Transportation and warehousing of goods.....		ID5	22222	156.861	158.014	154.476	152.876	149.717
Services less trade, transportation, and warehousing.....		ID5	2221	137.523	138.150	140.105	142.622	141.548
Construction.....		ID5	223	141.280	141.372	142.459	142.761	143.746
Stage 1 Intermediate Demand								
Stage 1 intermediate demand.....		ID5	1	148.393	145.788	146.944	146.357	145.310
Inputs to stage 1 goods producers.....		ID5	11	150.890	148.621	149.507	148.950	147.263
Goods.....		ID5	111	151.669	149.091	149.160	148.609	146.627
Foods.....		ID5	1111	174.876	171.018	170.329	168.797	161.341
Energy.....		ID5	1112	148.137	141.611	145.277	143.020	136.368
Goods excluding foods and energy.....		ID5	1113	152.480	150.987	150.344	150.344	150.326
Services.....		ID5	112	152.578	151.079	154.275	153.684	152.788
Trade services.....		ID5	1123	167.730	165.230	170.458	168.945	167.719
Transportation and warehousing services.....		ID5	1122	158.210	157.910	157.819	158.571	158.530
Transportation of passengers.....		ID5	11221	132.332	136.627	139.999	137.843	139.695
Transportation and warehousing of goods.....		ID5	11222	162.616	161.473	160.450	161.909	161.403
Services less trade, transportation, and warehousing.....		ID5	1121	107.763	107.677	108.297	108.754	108.292
Construction.....		ID5	113	141.280	141.372	142.459	142.761	143.746
Inputs to stage 1 services producers.....		ID5	12	145.258	142.969	144.448	143.963	143.278
Goods.....		ID5	121	155.037	147.797	150.984	149.662	147.474
Foods.....		ID5	1211	211.574	229.161	223.728	187.453	198.857
Energy.....		ID5	1212	188.076	163.775	172.199	168.123	160.111
Goods excluding foods and energy.....		ID5	1213	147.228	147.768	148.791	148.923	149.242
Services.....		ID5	122	140.058	140.249	141.034	140.902	140.851
Trade services.....		ID5	1223	171.142	169.763	168.679	169.852	168.559
Transportation and warehousing services.....		ID5	1222	142.220	143.210	145.233	144.406	143.988
Transportation of passengers.....		ID5	12221	132.253	136.545	139.915	137.761	139.611
Transportation and warehousing of goods.....		ID5	12222	162.806	162.019	163.557	163.345	161.681
Services less trade, transportation, and warehousing.....		ID5	1221	135.038	135.308	136.080	135.917	136.044
Construction.....		ID5	123	141.280	141.372	142.459	142.761	143.746
Inputs to stage 1 construction producers.....		ID5	13	167.709	162.527	163.028	161.830	160.821
Goods.....		ID5	131	169.162	164.079	165.346	164.602	164.179
Energy.....		ID5	1312	200.765	156.309	166.099	158.869	149.584
Goods excluding foods and energy.....		ID5	1313	167.730	167.695	167.975	167.982	168.596
Services.....		ID5	132	164.877	159.498	158.397	156.111	153.700
Trade services.....		ID5	1323	171.040	164.842	164.751	162.019	160.003
Transportation and warehousing services.....		ID5	1322	133.260	131.419	128.560	127.455	123.903
Transportation and warehousing of goods.....		ID5	13222	137.841	135.936	132.978	131.836	128.162
Services less trade, transportation, and warehousing.....		ID5	1321	133.855	134.179	134.963	134.748	135.493
Intermediate Demand by Production Flow Special Groupings								
Total goods inputs to stage 4 intermediate demand.....	04/10	ID5	9411	145.219	144.165	145.255	145.167	144.502
Total services inputs to stage 4 intermediate demand.....	04/10	ID5	9412	144.702	144.691	146.391	146.576	145.891
Total construction inputs to stage 4 intermediate demand.....	04/10	ID5	9413	140.109	140.201	141.279	141.578	142.555
Total foods inputs to stage 4 intermediate demand.....	04/10	ID5	9414	153.758	151.433	151.648	149.601	148.504
Total energy goods inputs to stage 4 intermediate demand.....	04/10	ID5	9415	140.266	134.212	140.199	139.509	133.573
Total goods less foods and energy inputs to stage 4 intermediate demand.....	04/10	ID5	9416	145.854	145.721	146.101	146.406	146.649
Total goods inputs to stage 3 intermediate demand.....	04/10	ID5	9311	151.072	145.267	144.696	143.788	141.885
Total services inputs to stage 3 intermediate demand.....	04/10	ID5	9312	141.933	141.966	143.080	143.226	142.208
Total construction inputs to stage 3 intermediate demand.....	04/10	ID5	9313	140.109	140.201	141.279	141.578	142.555
Total foods inputs to stage 3 intermediate demand.....	04/10	ID5	9314	168.881	168.099	159.105	156.373	153.993
Total energy goods inputs to stage 3 intermediate demand.....	04/10	ID5	9315	165.866	137.773	147.337	143.792	135.150
Total goods less foods and energy inputs to stage 3 intermediate demand.....	04/10	ID5	9316	144.373	143.501	143.091	143.636	143.870
Total goods inputs to stage 2 intermediate demand.....	04/10	ID5	9211	129.424	131.445	127.244	121.318	115.058
Total services inputs to stage 2 intermediate demand.....	04/10	ID5	9212	141.848	142.648	143.776	145.587	144.442
Total construction inputs to stage 2 intermediate demand.....	04/10	ID5	9213	140.109	140.201	141.279	141.578	142.555
Total foods inputs to stage 2 intermediate demand.....	04/10	ID5	9214	176.998	175.890	171.577	170.063	164.947
Total energy goods inputs to stage 2 intermediate demand.....	04/10	ID5	9215	107.816	112.127	104.639	94.071	83.085
Total goods less foods and energy inputs to stage 2 intermediate demand.....	04/10	ID5	9216	138.442	137.933	138.345	138.354	138.738
Total goods inputs to stage 1 intermediate demand.....	04/10	ID5	9111	138.421	134.337	135.498	134.751	133.162

See footnotes at end of table.

Table 3. Producer price indexes for Final Demand-Intermediate Demand groupings, seasonally adjusted — Continued

[March 2023, Index base Nov. 2009=100, unless otherwise indicated]

Grouping	Other index base	Commodity code		Seasonally adjusted index ¹				
		Group code	Item code	Nov. 2022	Dec. 2022 ^p	Jan. 2023 ^p	Feb. 2023 ^p	Mar. 2023 ^p
Total services inputs to stage 1 intermediate demand.....	04/10	ID5	9112	143.225	142.652	143.707	143.353	142.998
Total construction inputs to stage 1 intermediate demand.....	04/10	ID5	9117	140.109	140.201	141.279	141.578	142.555
Total foods inputs to stage 1 intermediate demand.....	04/10	ID5	9114	165.403	162.189	161.421	159.170	152.599
Total energy goods inputs to stage 1 intermediate demand.....	04/10	ID5	9115	167.453	148.845	155.128	151.643	144.336
Total goods less foods and energy inputs to stage 1 intermediate demand.....	04/10	ID5	9116	127.632	127.188	127.250	127.285	127.463

¹ All indexes are subject to revision for 4 months after their originally scheduled publication to incorporate late reports and corrections by survey respondents. In addition, seasonally adjusted indexes are subject to change for up to 5 years due to the recalculation of seasonal factors published each January.

² PPI defines Total finished as including only the personal consumption and private capital investment portions of final demand.

³ Trade indexes measure changes in margins received by wholesalers and retailers.

⁴ The PPI definition of foods does not include food and beverages for immediate consumption. PPI defines food and beverages for immediate consumption as the service of preparing meals, snacks, and beverages to customer order for immediate on-premises and off-premises consumption.

⁵ Distributive services include transportation, warehousing, and trade of goods.

⁶ Includes intermediate trade, transportation, and warehousing services.

⁷ Includes crude petroleum.

⁸ Excludes crude petroleum.

p Preliminary

"/" Data not available.

Table 4. Producer price index percentage changes and weights for Final Demand-Intermediate Demand groupings, not seasonally adjusted
 [March 2023]

Title	Commodity code		Relative Importance Dec. 2022 ¹	Unadjusted 12-month percent change ² Mar. 2022 to Mar. 2023 ^P	Unadjusted 1-month percent change ²				
	Group code	Item code			Oct. to Nov.	Nov. to Dec. ^P	Dec. to Jan. ^P	Jan. to Feb. ^P	Feb. to Mar. ^P
Final Demand									
Final demand.....	FD	4	100.000	2.7	0.0	-0.5	0.7	0.2	-0.1
Final demand goods.....	FD	41	30.721	2.0	-0.1	-2.0	1.6	-0.1	-0.1
Final demand foods.....	FD	411	5.953	5.1	3.3	-1.0	-1.1	-2.1	0.9
Finished consumer foods ³	FD	4111	4.521	6.7	3.6	-1.0	-1.2	-2.6	1.3
Finished consumer foods, crude.....	FD	41113	0.606	9.7	22.5	-1.2	-16.6	-18.6	6.1
Finished consumer foods, processed.....	FD	41112	3.915	5.8	0.9	-0.9	1.1	-0.5	0.8
Government purchased foods.....	FD	4112	0.408	3.4	0.8	-0.4	-0.1	-1.5	0.9
Foods for export.....	FD	4113	1.024	-2.0	2.8	-1.2	-0.7	-0.1	-1.2
Final demand energy.....	FD	412	5.845	-7.2	-4.0	-9.8	6.8	0.3	-2.1
Finished consumer energy goods ³	FD	4121	4.458	-6.4	-4.3	-8.5	7.3	1.1	-1.4
Government purchased energy.....	FD	4122	0.933	-8.1	-3.2	-14.2	7.4	-2.1	-4.8
Energy for export.....	FD	4123	0.454	-12.1	-2.0	-12.8	1.2	-2.6	-4.6
Final demand goods less foods and energy.....	FD	413	18.922	4.3	0.2	0.1	0.8	0.3	0.3
Finished goods less foods and energy ³	FD	4131	10.796	6.4	0.4	0.2	0.9	0.3	0.3
Finished consumer goods less foods and energy.....	FD	41311	5.749	6.1	0.5	0.1	0.9	0.5	0.2
Nondurable consumer goods less foods and energy.....	FD	413111	3.454	7.1	0.7	0.0	1.2	0.7	0.3
Durable consumer goods.....	FD	413112	2.295	4.6	0.3	0.3	0.4	0.1	0.0
Private capital equipment.....	FD	41312	5.047	6.8	0.3	0.3	0.8	0.2	0.3
Private capital equipment for manufacturing industries.....	FD	413121	1.225	7.9	0.5	0.3	1.1	0.4	0.4
Private capital equipment for nonmanufacturing industries.....	FD	413122	3.822	6.4	0.3	0.3	0.8	0.2	0.3
Government purchased goods, excluding foods and energy.....	FD	4132	1.972	3.7	0.1	0.1	0.7	0.0	0.2
Government purchased goods excluding foods, energy, and capital equipment.....	FD	41321	1.163	4.4	0.0	0.0	0.8	-0.1	0.2
Government purchased capital equipment.....	FD	41322	0.809	2.8	0.2	0.2	0.6	0.1	0.1
Goods for export, excluding foods and energy.....	FD	4133	6.154	0.8	-0.1	0.0	0.8	0.3	0.4
Final demand services.....	FD	42	66.603	2.8	0.1	0.2	0.2	0.4	-0.1
Final demand trade services ⁴	FD	423	19.642	2.4	0.0	0.6	-1.2	0.4	-0.5
Trade of finished goods ³	FD	4231	16.988	2.5	-0.4	0.5	-1.3	0.6	-0.3
Trade of personal consumption goods.....	FD	42311	13.855	3.1	-1.0	-0.1	-1.0	1.0	0.1
Trade of private capital equipment.....	FD	42312	3.133	-0.5	2.6	2.9	-2.5	-1.2	-2.1
Trade of government purchased goods.....	FD	4232	0.746	2.5	2.1	1.4	-1.4	-0.3	-1.9
Trade of government purchased goods, excluding capital equipment.....	FD	42321	0.463	3.9	1.1	-0.9	-0.8	0.3	-0.2
Trade of government purchased capital equipment.....	FD	42322	0.283	0.0	3.7	5.2	-2.4	-1.4	-4.8
Trade of exports.....	FD	4233	1.908	2.2	1.8	0.8	-0.1	-0.8	-1.5
Final demand transportation and warehousing services.....	FD	422	5.218	0.5	-0.9	-0.2	-0.3	-1.2	-0.8
Transportation of passengers for final demand.....	FD	4221	1.282	11.7	-5.2	2.6	1.8	-2.4	3.7
Transportation of private passengers.....	FD	42211	0.865	11.7	-5.2	2.6	1.8	-2.4	3.7
Transportation of government passengers.....	FD	42212	0.103	11.6	-5.2	2.6	1.8	-2.4	3.7
Transportation of passengers for export.....	FD	42213	0.314	11.8	-5.3	2.6	1.8	-2.4	3.7
Transportation and warehousing of goods for final demand.....	FD	4222	3.936	-3.1	0.7	-1.2	-1.1	-0.7	-2.2
Transportation and warehousing of finished goods ³	FD	42221	2.565	-3.8	0.7	-1.2	-1.4	-0.8	-2.4
Transportation and warehousing of personal consumption goods.....	FD	422211	2.062	-3.6	0.7	-1.2	-1.3	-0.8	-2.3
Transportation and warehousing of private capital equipment.....	FD	422212	0.503	-4.7	0.8	-1.2	-1.9	-0.9	-2.6
Transportation and warehousing of government purchased goods.....	FD	42222	0.233	-0.8	0.6	-0.9	-0.9	-0.5	-1.9
Transportation and warehousing of exports.....	FD	42223	1.138	-1.9	0.7	-1.2	-0.2	-0.6	-2.0
Final demand services less trade, transportation, and warehousing.....	FD	421	41.742	3.1	0.3	0.1	0.9	0.5	0.2
Finished services less trade, transportation, and warehousing ³	FD	4211	36.483	3.0	0.2	0.1	0.8	0.5	0.2
Finished consumer services less trade, transportation, and warehousing.....	FD	42111	32.129	3.0	0.3	0.1	0.8	0.6	0.3
Private capital investment services less trade, transportation, and warehousing.....	FD	42112	4.354	3.0	-0.2	0.1	0.5	0.0	-0.2
Government purchased services less trade, transportation, and warehousing.....	FD	4212	2.674	2.2	0.2	0.1	1.2	0.2	0.0
Gov. purchased services less trade, transportation, and warehousing, excl. capital investment.....	FD	42121	2.515	2.3	0.2	0.0	1.2	0.2	0.0
Government purchased capital investment services less trade, transportation, and warehousing.....	FD	42122	0.159	1.4	-1.0	0.3	1.3	0.5	0.0
Services for export less trade, transportation, and warehousing.....	FD	4213	2.585	6.3	1.6	0.3	2.2	1.3	-0.6
Final demand construction.....	FD	43	2.676	15.6	0.1	0.0	1.8	0.0	0.2
Construction for private capital investment.....	FD	431	1.861	16.5	0.1	0.1	1.9	0.0	0.2
Construction for government.....	FD	432	0.815	14.0	0.0	0.0	1.8	0.1	0.3
Special Groupings of Final Demand									
Final demand less exports.....	FD	49101	86.423	3.0	-0.1	-0.6	0.7	0.2	0.0
Final demand less government.....	FD	49102	92.116	2.8	0.0	-0.4	0.6	0.2	0.0

See footnotes at end of table.

Table 4. Producer price index percentage changes and weights for Final Demand-Intermediate Demand groupings, not seasonally adjusted — Continued
 [March 2023]

Title	Commodity code		Relative Importance Dec. 2022 ¹	Unadjusted 12-month percent change ² Mar. 2022 to Mar. 2023 ^P	Unadjusted 1-month percent change ²				
	Group code	Item code			Oct. to Nov.	Nov. to Dec. ^P	Dec. to Jan. ^P	Jan. to Feb. ^P	Feb. to Mar. ^P
Final demand less foods, food and nonalcoholic beverages for immediate consumption, and energy ⁵	FD	49103	87.788	3.4	0.1	0.2	0.4	0.4	0.0
Final demand less foods and energy ⁵	FD	49104	88.202	3.4	0.1	0.2	0.4	0.3	0.0
Final demand less foods and food and nonalcoholic beverages for immediate consumption ⁵	FD	49105	93.633	2.6	-0.2	-0.5	0.8	0.3	-0.1
Final demand less foods ⁵	FD	49106	94.047	2.6	-0.2	-0.5	0.8	0.3	-0.1
Final demand less energy.....	FD	49107	94.155	3.5	0.3	0.1	0.3	0.2	0.1
Final demand less trade services.....	FD	49108	80.358	2.8	0.1	-0.8	1.1	0.1	0.0
Final demand less distributive services ⁶	FD	49109	76.422	3.1	0.0	-0.8	1.2	0.2	0.1
Final demand goods less energy.....	FD	49111	24.875	4.4	0.9	-0.1	0.4	-0.3	0.4
Final demand goods less foods.....	FD	49112	24.767	1.5	-0.8	-2.3	2.3	0.3	-0.3
Final demand services less trade services.....	FD	49113	46.960	2.8	0.2	0.1	0.8	0.3	0.1
Final demand distributive services ⁶	FD	49114	23.578	1.6	0.1	0.3	-1.2	0.2	-0.8
Final demand goods plus final demand distributive services ⁶	FD	49115	54.298	1.8	0.0	-1.1	0.4	0.0	-0.4
Final demand less foods, energy, and trade services ⁵	FD	49116	68.560	3.6	0.2	0.1	0.8	0.3	0.1
Private and government purchased capital equipment.....	FD	49117	5.856	6.2	0.3	0.3	0.8	0.2	0.3
Private and government purchased capital investment services.....	FD	49118	8.432	1.4	1.2	1.4	-0.8	-0.6	-1.2
Total private and government purchased capital investment.....	FD	49119	14.288	4.8	0.7	0.8	0.2	-0.2	-0.4
Total finished ³	FD	49201	78.537	3.0	0.0	-0.4	0.6	0.3	0.0
Total finished less foods, food and nonalcoholic beverages for immediate consumption, and energy ^{3,5}	FD	49202	69.149	3.6	0.1	0.2	0.3	0.4	0.1
Total finished less foods and energy ^{3,5}	FD	49203	69.558	3.6	0.1	0.2	0.3	0.4	0.1
Total finished less foods and food and nonalcoholic beverages for immediate consumption ^{3,5}	FD	49204	73.607	2.8	-0.3	-0.4	0.7	0.4	0.0
Total finished less foods ^{3,5}	FD	49205	74.016	2.8	-0.3	-0.4	0.7	0.4	0.0
Total finished less energy ³	FD	49206	74.079	3.8	0.3	0.1	0.2	0.2	0.1
Finished goods ³	FD	49207	19.775	3.2	-0.1	-2.1	1.8	-0.1	0.1
Finished goods less energy ³	FD	49208	15.317	6.4	1.3	-0.1	0.2	-0.5	0.6
Finished goods, excluding foods ^{3,5}	FD	49209	15.254	2.4	-1.1	-2.4	2.7	0.6	-0.2
Finished services ³	FD	49210	56.901	2.7	0.0	0.2	0.1	0.4	0.0
Private capital investment services.....	FD	49211	7.990	1.3	1.1	1.3	-0.8	-0.5	-1.1
Finished distributive services ^{3,6}	FD	49212	19.553	1.7	-0.2	0.3	-1.3	0.4	-0.6
Finished services less trade services ³	FD	49213	39.913	2.7	0.1	0.1	0.7	0.3	0.2
Finished services less distributive services ^{3,6}	FD	49214	37.348	3.2	0.1	0.2	0.8	0.4	0.3
Total private capital investment (goods, services, and construction).....	FD	49215	14.898	4.7	0.7	0.8	0.1	-0.2	-0.4
Finished goods plus finished distributive services ^{3,6}	FD	49216	39.328	2.4	-0.2	-1.0	0.3	0.1	-0.2
Total exports.....	FD	49301	13.577	1.3	0.5	-0.4	0.8	0.1	-0.5
Goods for export.....	FD	49302	7.632	-0.3	0.1	-0.9	0.7	0.1	-0.1
Services for export.....	FD	49303	5.945	3.8	1.2	0.3	1.0	0.0	-0.9
Total government purchases.....	FD	49401	7.884	2.4	-0.2	-1.8	1.5	-0.3	-0.7
Government purchased goods.....	FD	49402	3.313	0.3	-0.8	-4.1	2.5	-0.8	-1.2
Government purchased services.....	FD	49403	3.756	2.5	0.5	0.4	0.5	0.0	-0.4
Total government purchased capital investment (goods, services, construction).....	FD	49404	2.066	6.2	0.6	0.9	0.7	-0.1	-0.5
Government purchases, defense.....	FD	49405	2.342	0.7	-0.1	-1.9	1.6	-0.3	-1.0
Government purchases, non-defense.....	FD	49406	5.542	3.1	-0.2	-1.9	1.5	-0.4	-0.6
Personal consumption.....	FD	49501	63.639	2.7	-0.2	-0.7	0.7	0.4	0.2
Personal consumption goods (finished consumer goods).....	FD	49502	14.728	2.0	-0.2	-2.9	2.2	-0.2	0.0
Personal consumption goods less energy.....	FD	49503	10.270	6.3	1.8	-0.3	0.0	-0.9	0.7
Personal consumption goods less foods.....	FD	49504	10.207	0.3	-1.7	-3.7	3.7	0.8	-0.5
Personal consumption nondurable goods less foods.....	FD	49508	7.912	-0.7	-2.2	-4.8	4.6	0.9	-0.7
Personal consumption services.....	FD	49505	48.911	2.9	-0.2	0.1	0.2	0.6	0.2
Personal consumption less trade services.....	FD	49506	49.784	2.5	0.0	-0.9	1.2	0.2	0.2
Personal consumption less distributive services ⁶	FD	49507	47.722	2.8	0.0	-0.9	1.3	0.3	0.3
Personal consumption less foods and energy.....	FD	49510	54.660	3.3	-0.1	0.1	0.3	0.5	0.2
Personal consumption less foods, energy, and trade services ⁴	FD	49511	40.805	3.3	0.2	0.1	0.8	0.4	0.2
Personal consumption less foods, energy, and distributive services ⁶	FD	49512	38.743	3.7	0.2	0.2	0.9	0.5	0.4
Personal consumption goods plus personal consumption distributive services ⁶	FD	49509	30.645	2.1	-0.5	-1.6	0.5	0.3	-0.1
Intermediate Demand by Commodity Type									
Processed goods									
Processed goods for intermediate demand.....	ID6	1	100.000	-1.0	-1.0	-2.9	1.2	-0.3	-0.5
Materials and components for manufacturing.....	ID6	11	42.988	-2.4	-0.4	-0.8	0.1	-0.1	0.2
Materials for manufacturing.....	ID6	111	27.087	-6.1	-0.7	-1.3	-0.2	-0.3	0.2
Materials for food manufacturing.....	ID6	1111	4.441	2.2	0.5	-0.9	0.1	-2.4	0.4
Materials for nondurable manufacturing.....	ID6	1112	12.298	-5.3	-0.9	-1.3	-0.2	-1.1	0.1
Materials for durable manufacturing.....	ID6	1113	10.348	-9.7	-0.9	-1.5	-0.4	1.5	0.2
Components for manufacturing.....	ID6	112	15.901	4.6	0.1	0.1	0.6	0.3	0.2

See footnotes at end of table.

Table 4. Producer price index percentage changes and weights for Final Demand-Intermediate Demand groupings, not seasonally adjusted — Continued
 [March 2023]

Title	Commodity code		Relative Importance Dec. 2022 ¹	Unadjusted 12-month percent change ² Mar. 2022 to Mar. 2023 ^P	Unadjusted 1-month percent change ²				
	Group code	Item code			Oct. to Nov.	Nov. to Dec. ^P	Dec. to Jan. ^P	Jan. to Feb. ^P	Feb. to Mar. ^P
Components for nondurable manufacturing.....	ID6	1121	0.796	2.7	0.2	-0.2	-0.3	0.0	-0.4
Components for durable manufacturing.....	ID6	1122	15.105	4.7	0.1	0.1	0.7	0.3	0.3
Materials and components for construction.....	ID6	12	10.365	1.4	-0.4	-0.3	0.6	0.1	0.5
Materials for construction.....	ID6	121	4.589	-3.3	-0.3	-0.8	0.6	0.4	0.2
Components for construction.....	ID6	122	5.776	5.1	-0.5	0.0	0.6	0.0	0.8
Processed fuels and lubricants for intermediate demand.....	ID6	13	19.623	-5.7	-3.6	-11.3	5.0	-1.3	-3.4
Processed fuels and lubricants to manufacturing industries.....	ID6	131	4.883	-2.0	-3.2	-6.6	3.0	-3.2	-3.4
Processed fuels and lubricants to nonmanufacturing industries.....	ID6	132	14.740	-7.0	-3.8	-12.9	5.7	-0.6	-3.5
Containers for intermediate demand.....	ID6	14	3.112	6.3	0.2	0.0	-0.1	-0.1	-0.6
Supplies for intermediate demand.....	ID6	15	23.911	4.2	0.2	-0.1	0.6	-0.1	0.3
Supplies to manufacturing industries.....	ID6	151	3.184	2.7	-0.2	0.0	-0.1	-0.1	0.0
Supplies to nonmanufacturing industries.....	ID6	152	20.727	4.5	0.2	-0.2	0.7	-0.1	0.3
Supplies to nonmanufacturing industries, feeds.....	ID6	1521	2.361	2.2	0.5	-0.4	0.3	-0.5	-0.3
Supplies to nonmanufacturing industries, other than feeds.....	ID6	1522	18.366	4.7	0.2	-0.1	0.7	0.0	0.4
Unprocessed goods									
Unprocessed goods for intermediate demand.....	ID6	2	100.000	-17.0	-2.7	2.2	-3.9	-4.3	-4.4
Unprocessed foodstuffs and feedstuffs.....	ID6	21	35.620	-6.2	1.1	0.3	-4.4	0.0	-0.3
Unprocessed nonfood materials.....	ID6	22	64.381	-22.5	-4.6	3.2	-3.7	-6.7	-6.8
Unprocessed nonfood materials except fuel.....	ID6	221	45.037	-22.1	-1.4	-6.2	1.1	2.3	-4.6
Unprocessed nonfood materials except fuel to manufacturing industries.....	ID6	2211	43.152	-23.3	-1.5	-6.5	1.0	2.4	-4.8
Unprocessed nonfood materials except fuel to nonmanufacturing industries.....	ID6	2212	1.885	11.7	-0.2	0.3	4.6	0.6	0.1
Unprocessed fuel.....	ID6	222	19.344	-37.7	-10.5	22.5	-14.8	-31.6	-15.9
Unprocessed fuel to manufacturing industries.....	ID6	2221	1.007	0.5	-4.4	0.2	-3.8	-10.9	-3.1
Unprocessed fuel to nonmanufacturing industries.....	ID6	2222	18.337	-39.9	-10.9	24.2	-15.4	-32.9	-17.0
Services									
Services for intermediate demand.....	ID6	3	100.000	4.2	0.8	-0.2	1.3	0.2	-0.5
Trade services for intermediate demand ⁴	ID6	33	18.467	-0.2	0.8	-1.1	0.7	-0.3	-0.4
Trade services for manufacturing industries.....	ID6	331	9.100	2.3	0.7	-1.3	1.9	-0.5	-0.1
Trade services for nonmanufacturing industries.....	ID6	332	9.367	-2.7	0.9	-0.9	-0.3	0.0	-0.6
Transportation and warehousing services for intermediate demand.....	ID6	32	14.424	1.2	-1.5	-0.1	0.9	-0.3	-0.7
Transportation of passengers for intermediate demand.....	ID6	321	1.070	11.6	-5.2	2.6	1.8	-2.4	3.7
Transportation of passengers for manufacturing industries.....	ID6	3211	0.127	11.8	-5.3	2.6	1.8	-2.4	3.7
Transportation of passengers for nonmanufacturing industries.....	ID6	3212	0.943	11.5	-5.2	2.6	1.8	-2.4	3.7
Transportation and warehousing of goods for intermediate demand.....	ID6	322	13.354	0.4	-1.2	-0.4	0.9	-0.1	-1.0
Transportation and warehousing of goods for manufacturing industries.....	ID6	3221	2.932	0.7	0.5	-0.9	-1.0	-0.4	-1.6
Transportation and warehousing of goods for nonmanufacturing industries.....	ID6	3222	10.422	0.3	-1.6	-0.2	1.4	0.0	-0.9
Services less trade, transportation, and warehousing for intermediate demand.....	ID6	31	67.109	6.4	1.3	0.1	1.6	0.4	-0.5
Services less trade, transportation, and warehousing for manufacturing industries.....	ID6	311	2.057	4.7	0.0	0.1	1.5	0.5	0.3
Services less trade, transportation, and warehousing for nonmanufacturing industries.....	ID6	312	65.052	6.5	1.4	0.1	1.6	0.4	-0.5
Construction									
Construction for intermediate demand.....	ID6	4	100.000	4.9	0.1	0.1	0.8	0.2	0.7
Special Groupings of Intermediate Demand by Commodity Type									
Processed materials less foods and feeds.....	ID6	9111	90.955	-1.3	-1.1	-3.1	1.3	-0.2	-0.6
Processed foods and feeds.....	ID6	9112	9.045	2.7	0.5	-0.7	0.3	-1.7	0.4
Processed energy goods.....	ID6	9113	19.623	-5.7	-3.6	-11.3	5.0	-1.3	-3.4
Processed materials less energy.....	ID6	9118	80.377	0.3	-0.2	-0.5	0.3	-0.1	0.2
Processed materials less foods and energy.....	ID6	9115	71.332	0.0	-0.3	-0.5	0.3	0.1	0.2
Intermediate distributive services ⁷	ID6	9116	31.821	0.0	0.1	-0.9	0.8	-0.2	-0.6
Processed goods plus intermediate distributive services.....	ID6	9117	-	-0.7	-0.7	-2.3	1.1	-0.3	-0.6
Unprocessed materials less agricultural products.....	ID6	9211	58.886	-23.4	-5.0	4.1	-4.3	-7.8	-7.1
Unprocessed energy materials ⁸	ID6	9212	44.011	-27.9	-6.6	5.0	-7.4	-11.0	-11.9
Unprocessed materials less energy.....	ID6	9213	55.989	-9.3	0.6	0.4	-1.6	0.4	0.0
Unprocessed nonfood materials less energy ⁹	ID6	9216	20.369	-13.8	-0.4	0.6	3.3	0.9	0.5
Intermediate Demand by Production Flow									
Stage 4 Intermediate Demand									
Stage 4 intermediate demand.....	ID5	4	100.000	3.2	0.3	-0.6	1.3	0.0	-0.3
Inputs to stage 4 goods producers.....	ID5	41	30.323	2.2	0.3	-0.5	0.6	0.0	-0.1
Goods.....	ID5	411	22.393	2.2	0.0	-0.4	0.3	0.2	-0.2

See footnotes at end of table.

Table 4. Producer price index percentage changes and weights for Final Demand-Intermediate Demand groupings, not seasonally adjusted — Continued
[March 2023]

Title	Commodity code		Relative Importance Dec. 2022 ¹	Unadjusted 12-month percent change ² Mar. 2022 to Mar. 2023 ^P	Unadjusted 1-month percent change ²				
	Group code	Item code			Oct. to Nov.	Nov. to Dec. ^P	Dec. to Jan. ^P	Jan. to Feb. ^P	Feb. to Mar. ^P
Foods.....	ID5	4111	3.288	-0.1	0.5	-1.6	0.7	-0.3	-1.4
Energy.....	ID5	4112	0.202	0.0	1.6	-2.5	-2.9	0.1	-1.7
Goods excluding foods and energy.....	ID5	4113	18.903	2.6	-0.1	-0.1	0.3	0.3	0.0
Services.....	ID5	412	7.930	2.5	0.9	-0.9	1.4	-0.4	0.1
Trade services.....	ID5	4123	5.937	2.2	1.2	-1.1	1.5	-0.7	0.1
Transportation and warehousing services.....	ID5	4122	0.515	1.8	-0.3	-0.2	-0.1	-1.0	-0.5
Transportation of passengers.....	ID5	41221	0.078	11.8	-5.3	2.6	1.8	-2.4	3.7
Transportation and warehousing of goods.....	ID5	41222	0.437	0.2	0.6	-0.6	-0.4	-0.8	-1.3
Services less trade, transportation, and warehousing.....	ID5	4121	1.478	4.3	0.1	0.0	1.7	0.6	0.1
Inputs to stage 4 services producers.....	ID5	42	54.857	5.0	0.5	-0.2	1.7	0.0	-0.4
Goods.....	ID5	421	13.958	3.6	-1.0	-1.2	2.1	-0.6	-0.3
Foods.....	ID5	4211	2.359	-1.0	0.3	-1.6	0.3	-1.3	1.1
Energy.....	ID5	4212	4.105	4.6	-3.8	-3.1	5.5	-1.4	-1.9
Goods excluding foods and energy.....	ID5	4213	7.494	4.6	0.2	0.0	0.8	0.1	0.3
Services.....	ID5	422	40.847	5.5	1.1	0.2	1.6	0.2	-0.5
Trade services.....	ID5	4223	4.133	3.9	0.9	-0.9	0.4	-0.5	0.0
Transportation and warehousing services.....	ID5	4222	3.688	5.9	-1.4	0.5	2.2	0.0	-0.1
Transportation of passengers.....	ID5	42221	0.491	11.7	-5.3	2.6	1.8	-2.4	3.7
Transportation and warehousing of goods.....	ID5	42222	3.197	5.0	-0.7	0.2	2.3	0.3	-0.7
Services less trade, transportation, and warehousing.....	ID5	4221	33.026	5.6	1.4	0.3	1.7	0.3	-0.6
Construction.....	ID5	423	0.052	4.9	0.1	0.1	0.8	0.2	0.7
Inputs to stage 4 construction producers.....	ID5	43	14.819	-0.8	-0.5	-1.9	1.2	0.3	0.1
Goods.....	ID5	431	10.791	-0.1	-0.8	-2.2	1.4	0.5	0.4
Energy.....	ID5	4312	0.840	-16.6	-6.1	-20.1	8.2	3.2	-1.1
Goods excluding foods and energy.....	ID5	4313	9.951	1.7	-0.2	-0.3	0.8	0.2	0.6
Services.....	ID5	432	4.028	-2.7	0.3	-1.2	0.8	-0.2	-0.8
Trade services.....	ID5	4323	1.737	-6.7	0.2	-2.0	1.6	-0.4	-1.0
Transportation and warehousing services.....	ID5	4322	0.722	-4.1	0.6	-1.1	-1.6	-0.9	-2.3
Transportation of passengers.....	ID5	43221	0.015	11.8	-5.3	2.6	1.8	-2.4	3.7
Transportation and warehousing of goods.....	ID5	43222	0.707	-4.4	0.8	-1.2	-1.6	-0.9	-2.4
Services less trade, transportation, and warehousing.....	ID5	4321	1.569	3.9	0.3	-0.1	1.1	0.4	0.1
Stage 3 Intermediate Demand									
Stage 3 intermediate demand.....	ID5	3	100.000	-1.7	-0.4	-2.2	0.6	-0.1	-0.7
Inputs to stage 3 goods producers.....	ID5	31	45.396	-4.5	-0.6	-1.3	-1.0	0.0	-0.2
Goods.....	ID5	311	35.711	-5.9	-0.8	-1.4	-1.6	0.1	0.0
Foods.....	ID5	3111	11.819	-7.7	0.5	0.2	-4.6	-1.0	-0.4
Energy.....	ID5	3112	1.238	-10.6	-2.9	-18.7	1.4	-0.6	-2.6
Goods excluding foods and energy.....	ID5	3113	22.654	-4.6	-1.3	-0.9	-0.2	0.6	0.3
Services.....	ID5	312	9.685	1.1	0.1	-1.2	1.4	-0.4	-0.8
Trade services.....	ID5	3123	5.316	1.3	0.0	-1.6	2.9	-0.3	-0.6
Transportation and warehousing services.....	ID5	3122	3.003	-0.7	0.4	-0.7	-1.3	-0.8	-1.7
Transportation of passengers.....	ID5	31221	0.144	11.8	-5.3	2.6	1.8	-2.4	3.7
Transportation and warehousing of goods.....	ID5	31222	2.859	-1.3	0.7	-0.9	-1.4	-0.8	-2.0
Services less trade, transportation, and warehousing.....	ID5	3121	1.366	5.3	0.1	-0.2	1.6	0.5	0.4
Inputs to stage 3 services producers.....	ID5	32	53.446	1.4	-0.3	-3.0	2.0	-0.2	-1.2
Goods.....	ID5	321	10.524	-6.5	-2.3	-12.3	4.5	-1.0	-3.4
Foods.....	ID5	3211	0.090	5.8	0.9	-0.4	2.3	-1.7	-1.0
Energy.....	ID5	3212	6.519	-11.9	-3.5	-18.4	7.0	-1.6	-5.5
Goods excluding foods and energy.....	ID5	3213	3.915	3.8	0.4	-0.1	0.4	0.0	0.3
Services.....	ID5	322	42.349	4.0	0.4	0.1	1.4	0.1	-0.6
Trade services.....	ID5	3223	2.635	4.9	1.0	-0.5	-1.3	1.1	-1.0
Transportation and warehousing services.....	ID5	3222	10.001	-0.6	-2.5	0.0	1.9	0.0	-0.6
Transportation of passengers.....	ID5	32221	0.021	2.5	-0.2	0.1	0.1	-0.1	0.2
Transportation and warehousing of goods.....	ID5	32222	9.980	-0.6	-2.5	0.0	1.9	0.0	-0.6
Services less trade, transportation, and warehousing.....	ID5	3221	29.713	5.4	1.3	0.2	1.4	0.0	-0.6
Construction.....	ID5	323	0.573	4.9	0.1	0.1	0.8	0.2	0.7
Inputs to stage 3 construction producers.....	ID5	33	1.157	-11.8	-0.1	-2.1	0.5	-0.4	-0.3
Goods.....	ID5	331	0.569	-5.0	-0.9	-0.7	0.1	0.1	-0.1
Goods excluding foods and energy.....	ID5	3313	0.569	-5.0	-0.9	-0.7	0.1	0.1	-0.1
Services.....	ID5	332	0.588	-16.2	0.5	-3.1	0.9	-0.8	-0.5
Trade services.....	ID5	3323	0.543	-17.3	0.5	-3.3	0.9	-0.9	-0.6
Transportation and warehousing services.....	ID5	3322	0.016	8.6	0.3	-0.2	0.4	-0.4	-0.3
Transportation and warehousing of goods.....	ID5	33222	0.016	8.6	0.3	-0.2	0.4	-0.4	-0.3
Services less trade, transportation, and warehousing.....	ID5	3321	0.029	6.4	0.0	-0.4	2.1	0.0	0.1
Stage 2 Intermediate Demand									

See footnotes at end of table.

Table 4. Producer price index percentage changes and weights for Final Demand-Intermediate Demand groupings, not seasonally adjusted — Continued
 [March 2023]

Title	Commodity code		Relative Importance Dec. 2022 ¹	Unadjusted 12-month percent change ² Mar. 2022 to Mar. 2023 ^P	Unadjusted 1-month percent change ²				
	Group code	Item code			Oct. to Nov.	Nov. to Dec. ^P	Dec. to Jan. ^P	Jan. to Feb. ^P	Feb. to Mar. ^P
Stage 2 intermediate demand.....	ID5	2	100.000	-4.0	-0.9	0.9	-0.7	-1.6	-2.5
Inputs to stage 2 goods producers.....	ID5	21	54.614	-12.0	-2.3	1.6	-2.2	-3.7	-4.0
Goods.....	ID5	211	41.174	-17.0	-3.1	2.1	-3.2	-5.1	-5.4
Foods.....	ID5	2111	4.315	-3.0	2.2	0.0	0.0	1.1	-1.9
Energy.....	ID5	2112	21.420	-28.7	-6.4	4.3	-6.9	-10.3	-11.8
Goods excluding foods and energy.....	ID5	2113	15.439	-4.9	0.0	0.0	1.0	-0.1	1.0
Services.....	ID5	212	13.177	6.8	0.6	-0.4	0.8	0.4	-0.2
Trade services.....	ID5	2123	5.199	3.3	0.4	-0.9	0.0	-0.3	0.3
Transportation and warehousing services.....	ID5	2122	4.453	7.2	-0.4	-0.5	0.3	0.4	-0.1
Transportation of passengers.....	ID5	21221	0.167	11.3	-5.0	2.5	1.8	-2.3	3.6
Transportation and warehousing of goods.....	ID5	21222	4.286	7.0	-0.1	-0.7	0.2	0.5	-0.2
Services less trade, transportation, and warehousing.....	ID5	2121	3.525	12.4	1.9	0.4	2.8	1.3	-1.1
Construction.....	ID5	213	0.263	4.9	0.1	0.1	0.8	0.2	0.7
Inputs to stage 2 services producers.....	ID5	22	45.386	6.4	0.9	0.1	1.3	0.9	-0.9
Goods.....	ID5	221	5.020	2.1	-0.4	-1.1	0.6	-0.3	-0.2
Foods.....	ID5	2211	0.055	-7.8	-0.6	-1.0	-0.8	-1.5	-2.4
Energy.....	ID5	2212	0.350	-4.9	-4.5	-11.8	5.2	-1.6	-4.5
Goods excluding foods and energy.....	ID5	2213	4.615	2.8	0.0	-0.2	0.2	-0.2	0.1
Services.....	ID5	222	39.489	7.1	1.1	0.3	1.4	1.1	-1.0
Trade services.....	ID5	2223	2.263	-3.5	2.1	4.9	-4.6	-0.1	-4.0
Transportation and warehousing services.....	ID5	2222	2.842	-12.7	-7.3	0.9	-1.8	-1.3	-1.0
Transportation of passengers.....	ID5	22221	0.388	11.7	-5.3	2.6	1.8	-2.4	3.7
Transportation and warehousing of goods.....	ID5	22222	2.454	-16.0	-7.6	0.7	-2.3	-1.1	-1.8
Services less trade, transportation, and warehousing.....	ID5	2221	34.384	9.8	1.8	-0.1	2.0	1.3	-0.9
Construction.....	ID5	223	0.877	4.9	0.1	0.1	0.8	0.2	0.7
Stage 1 Intermediate Demand									
Stage 1 intermediate demand.....	ID5	1	100.000	0.4	-0.2	-1.9	1.0	-0.2	-0.4
Inputs to stage 1 goods producers.....	ID5	11	33.622	-3.3	-0.6	-1.4	0.8	-0.3	-0.7
Goods.....	ID5	111	24.730	-5.1	-0.9	-1.6	0.3	-0.2	-0.8
Foods.....	ID5	1111	3.334	-7.8	-0.1	-1.6	0.2	0.9	-4.5
Energy.....	ID5	1112	3.858	1.5	-2.0	-4.5	1.2	-2.2	-3.5
Goods excluding foods and energy.....	ID5	1113	17.538	-5.9	-0.8	-0.9	0.1	0.0	0.5
Services.....	ID5	112	8.891	1.9	0.1	-1.1	2.1	-0.4	-0.4
Trade services.....	ID5	1123	5.434	0.7	0.2	-1.6	3.0	-0.9	-0.5
Transportation and warehousing services.....	ID5	1122	0.606	13.2	-1.2	-0.3	-0.2	0.3	0.3
Transportation of passengers.....	ID5	11221	0.103	11.8	-5.3	2.6	1.8	-2.4	3.7
Transportation and warehousing of goods.....	ID5	11222	0.503	13.4	-0.5	-0.7	-0.7	0.9	-0.3
Services less trade, transportation, and warehousing.....	ID5	1121	2.851	2.2	0.4	-0.2	0.9	0.5	-0.3
Construction.....	ID5	113	0.001	4.9	0.1	0.1	0.8	0.2	0.7
Inputs to stage 1 services producers.....	ID5	12	53.476	3.9	0.1	-1.9	1.1	-0.1	-0.2
Goods.....	ID5	121	16.341	1.6	-1.2	-5.2	1.9	-0.7	-1.0
Foods.....	ID5	1211	0.115	76.9	-1.1	8.3	-2.4	-16.2	6.1
Energy.....	ID5	1212	5.454	-7.8	-3.5	-14.3	4.3	-1.9	-3.7
Goods excluding foods and energy.....	ID5	1213	10.772	6.9	0.2	0.3	0.8	0.1	0.3
Services.....	ID5	122	37.132	5.1	0.8	0.0	0.8	0.1	0.2
Trade services.....	ID5	1223	3.680	3.0	1.6	-0.7	-0.5	0.7	-0.5
Transportation and warehousing services.....	ID5	1222	4.369	6.0	-1.7	0.4	2.2	-0.9	0.4
Transportation of passengers.....	ID5	12221	1.346	11.8	-5.3	2.6	1.8	-2.4	3.7
Transportation and warehousing of goods.....	ID5	12222	3.023	3.4	0.1	-0.6	2.4	-0.2	-1.0
Services less trade, transportation, and warehousing.....	ID5	1221	29.083	5.2	1.1	0.0	0.7	0.2	0.3
Construction.....	ID5	123	0.003	4.9	0.1	0.1	0.8	0.2	0.7
Inputs to stage 1 construction producers.....	ID5	13	12.902	-3.8	-0.3	-3.1	1.0	-0.3	-0.5
Goods.....	ID5	131	9.191	1.9	-0.6	-3.3	1.3	-0.2	-0.3
Energy.....	ID5	1312	0.911	-15.7	-3.0	-23.1	3.4	-2.9	-6.1
Goods excluding foods and energy.....	ID5	1313	8.280	4.2	-0.2	-0.2	1.0	0.1	0.3
Services.....	ID5	132	3.711	-14.0	0.4	-2.8	0.4	-0.4	-1.1
Trade services.....	ID5	1323	2.767	-15.0	0.4	-3.1	1.1	-0.3	-0.6
Transportation and warehousing services.....	ID5	1322	0.852	-5.7	0.7	-1.4	-2.2	-0.9	-2.8
Transportation and warehousing of goods.....	ID5	13222	0.852	-5.7	0.7	-1.4	-2.2	-0.9	-2.8
Services less trade, transportation, and warehousing.....	ID5	1321	0.092	8.1	0.1	0.1	1.0	0.1	0.7
Special Groupings of Intermediate Demand by Production Flow									
Total goods inputs to stage 4 intermediate demand.....	ID5	9411	47.142	2.1	-0.5	-1.0	1.1	0.0	-0.1
Total services inputs to stage 4 intermediate demand.....	ID5	9412	52.805	4.2	1.0	-0.1	1.5	0.0	-0.4
Total construction inputs to stage 4 intermediate demand.....	ID5	9413	0.052	4.9	0.1	0.1	0.8	0.2	0.7
Total foods inputs to stage 4 intermediate demand.....	ID5	9414	5.647	-0.5	0.4	-1.6	0.5	-0.7	-0.4

See footnotes at end of table.

Table 4. Producer price index percentage changes and weights for Final Demand-Intermediate Demand groupings, not seasonally adjusted — Continued
 [March 2023]

Title	Commodity code		Relative Importance Dec. 2022 ¹	Unadjusted 12-month percent change ² Mar. 2022 to Mar. 2023 ^p	Unadjusted 1-month percent change ²				
	Group code	Item code			Oct. to Nov.	Nov. to Dec. ^p	Dec. to Jan. ^p	Jan. to Feb. ^p	Feb. to Mar. ^p
Total energy goods inputs to stage 4 intermediate demand.....	ID5	9415	5.147	-0.1	-4.1	-6.4	5.6	-0.6	-1.7
Total goods less foods and energy inputs to stage 4 intermediate demand.	ID5	9416	36.348	2.8	-0.1	-0.2	0.5	0.2	0.2
Total goods inputs to stage 3 intermediate demand.....	ID5	9311	46.804	-6.0	-1.2	-4.1	-0.2	-0.2	-0.8
Total services inputs to stage 3 intermediate demand.....	ID5	9312	52.622	3.0	0.3	-0.2	1.4	0.0	-0.7
Total construction inputs to stage 3 intermediate demand.....	ID5	9313	0.573	4.9	0.1	0.1	0.8	0.2	0.7
Total foods inputs to stage 3 intermediate demand.....	ID5	9314	11.909	-7.6	0.5	0.2	-4.5	-1.0	-0.4
Total energy goods inputs to stage 3 intermediate demand.....	ID5	9315	7.757	-11.7	-3.4	-18.4	6.1	-1.5	-5.1
Total goods less foods and energy inputs to stage 3 intermediate demand.	ID5	9316	27.138	-3.5	-1.0	-0.8	-0.1	0.5	0.3
Total goods inputs to stage 2 intermediate demand.....	ID5	9211	46.194	-15.1	-2.8	1.8	-2.8	-4.5	-4.8
Total services inputs to stage 2 intermediate demand.....	ID5	9212	52.666	7.0	1.0	0.1	1.2	0.9	-0.8
Total construction inputs to stage 2 intermediate demand.....	ID5	9213	1.140	4.9	0.1	0.1	0.8	0.2	0.7
Total foods inputs to stage 2 intermediate demand.....	ID5	9214	4.370	-3.0	2.2	-0.1	0.0	1.1	-1.9
Total energy goods inputs to stage 2 intermediate demand.....	ID5	9215	21.770	-28.3	-6.4	4.0	-6.8	-10.1	-11.6
Total goods less foods and energy inputs to stage 2 intermediate demand.	ID5	9216	20.054	-3.3	0.0	-0.1	0.8	-0.1	0.8
Total goods inputs to stage 1 intermediate demand.....	ID5	9111	50.262	-1.7	-1.0	-3.1	1.0	-0.4	-0.8
Total services inputs to stage 1 intermediate demand.....	ID5	9112	49.734	2.5	0.6	-0.5	1.0	0.0	0.0
Total construction inputs to stage 1 intermediate demand.....	ID5	9117	0.004	4.9	0.1	0.1	0.8	0.2	0.7
Total foods inputs to stage 1 intermediate demand.....	ID5	9114	3.449	-6.6	-0.2	-1.3	0.1	0.3	-4.2
Total energy goods inputs to stage 1 intermediate demand.....	ID5	9115	10.223	-5.7	-3.0	-12.1	3.1	-2.1	-3.8
Total goods less foods and energy inputs to stage 1 intermediate demand.	ID5	9116	36.590	0.0	-0.3	-0.4	0.5	0.0	0.4

¹ Comprehensive relative importance figures are initially computed after the publication of December indexes and are recalculated after final December indexes are available. Individual items and subtotals may not add exactly to totals because of rounding differences.

² All indexes are subject to revision for 4 months after their originally scheduled publication to incorporate late reports and corrections by survey respondents. In addition, seasonally adjusted indexes are subject to change for up to 5 years due to the recalculation of seasonal factors published each January.

³ PPI defines Total finished as including only the personal consumption and private capital investment portions of final demand.

⁴ Trade indexes measure changes in margins received by wholesalers and retailers.

⁵ The PPI definition of foods does not include food and beverages for immediate consumption. PPI defines food and beverages for immediate consumption as the service of preparing meals, snacks, and beverages to customer order for immediate on-premises and off-premises consumption.

⁶ Distributive services include transportation, warehousing, and trade of goods.

⁷ Includes intermediate trade, transportation, and warehousing services.

⁸ Includes crude petroleum.

⁹ Excludes crude petroleum.

p Preliminary

"/" Data not available.

Table 5. Producer price indexes for Final Demand-Intermediate Demand groupings, not seasonally adjusted
 [March 2023, Index base Nov. 2009=100, unless otherwise indicated]

Title	Other index base	Commodity code		Unadjusted index ¹				
		Group code	Item code	Nov. 2022	Dec. 2022 ^p	Jan. 2023 ^p	Feb. 2023 ^p	Mar. 2023 ^p
Final Demand								
Final demand.....		FD	4	140.785	140.022	140.965	141.231	141.115
Final demand goods.....		FD	41	144.352	141.400	143.681	143.472	143.354
Final demand foods.....		FD	411	157.412	155.868	154.204	150.987	152.299
Finished consumer foods ²	00/82	FD	4111	277.374	274.672	271.254	264.235	267.778
Finished consumer foods, crude.....	00/82	FD	411113	427.748	422.455	352.530	286.960	304.408
Finished consumer foods, processed.....	00/82	FD	411112	261.824	259.394	262.316	260.897	263.102
Government purchased foods.....		FD	4112	153.718	153.034	152.930	150.639	151.965
Foods for export.....		FD	4113	162.746	160.716	159.617	159.423	157.580
Final demand energy.....		FD	412	152.535	137.647	147.031	147.539	144.381
Finished consumer energy goods ²	00/82	FD	4121	229.534	209.944	225.221	227.780	224.670
Government purchased energy.....		FD	4122	184.737	158.451	170.127	166.560	158.536
Energy for export.....		FD	4123	168.148	146.640	148.363	144.558	137.840
Final demand goods less foods and energy.....		FD	413	138.483	138.637	139.814	140.224	140.650
Finished goods less foods and energy ²	00/82	FD	4131	242.046	242.541	244.655	245.509	246.146
Finished consumer goods less foods and energy.....	00/82	FD	41311	269.428	269.739	272.159	273.428	273.970
Nondurable consumer goods less foods and energy.....	00/82	FD	413111	347.056	347.070	351.291	353.681	354.842
Durable consumer goods.....	00/82	FD	413112	189.260	189.843	190.633	190.903	190.903
Private capital equipment.....	00/82	FD	41312	207.422	208.057	209.810	210.261	210.955
Private capital equipment for manufacturing industries.....	00/82	FD	413121	220.913	221.580	223.938	224.738	225.628
Private capital equipment for nonmanufacturing industries.....	00/82	FD	413122	203.380	204.005	205.579	205.928	206.563
Government purchased goods, excluding foods and energy.....		FD	4132	135.448	135.539	136.537	136.495	136.721
Government purchased goods excluding foods, energy, and capital equipment.....		FD	41321	145.417	145.410	146.597	146.403	146.709
Government purchased capital equipment.....		FD	41322	120.992	121.204	121.958	122.098	122.225
Goods for export, excluding foods and energy.....		FD	4133	136.047	135.989	137.140	137.552	138.137
Final demand services.....		FD	42	137.911	138.240	138.508	138.995	138.864
Final demand trade services ³		FD	423	152.197	153.036	151.219	151.823	151.079
Trade of finished goods ²		FD	4231	150.838	151.576	149.608	150.461	149.987
Trade of personal consumption goods.....		FD	42311	150.077	149.965	148.419	149.861	149.966
Trade of private capital equipment.....		FD	42312	152.503	156.957	153.064	151.176	148.029
Trade of government purchased goods.....		FD	4232	161.173	163.440	161.169	160.617	157.533
Trade of government purchased goods, excluding capital equipment.....		FD	42321	164.945	163.414	162.126	162.556	162.187
Trade of government purchased capital equipment.....		FD	42322	153.954	161.967	158.126	155.988	148.537
Trade of exports.....		FD	4233	161.504	162.717	162.510	161.184	158.773
Final demand transportation and warehousing services.....		FD	422	156.065	155.751	155.213	153.424	152.253
Transportation of passengers for final demand.....		FD	4221	131.736	135.166	137.632	134.298	139.266
Transportation of private passengers.....		FD	42211	131.747	135.169	137.629	134.302	139.260
Transportation of government passengers.....		FD	42212	131.568	134.951	137.389	134.093	139.005
Transportation of passengers for export.....		FD	42213	131.696	135.165	137.652	134.290	139.301
Transportation and warehousing of goods for final demand.....		FD	4222	164.876	162.928	161.215	160.042	156.469
Transportation and warehousing of finished goods ²		FD	42221	163.952	161.984	159.664	158.396	154.617
Transportation and warehousing of personal consumption goods.....		FD	422211	164.091	162.137	160.007	158.767	155.050
Transportation and warehousing of private capital equipment.....		FD	422212	163.401	161.371	158.283	156.896	152.865
Transportation and warehousing of government purchased goods.....		FD	42222	161.373	159.946	158.464	157.725	154.667
Transportation and warehousing of exports.....		FD	42223	168.966	166.936	166.572	165.518	162.288
Final demand services less trade, transportation, and warehousing.....		FD	421	129.640	129.799	130.982	131.656	131.879
Finished services less trade, transportation, and warehousing ²		FD	4211	130.103	130.256	131.303	131.935	132.256
Finished consumer services less trade, transportation, and warehousing.....		FD	42111	129.377	129.535	130.633	131.352	131.755
Private capital investment services less trade, transportation, and warehousing.....		FD	42112	136.849	136.962	137.623	137.585	137.264
Government purchased services less trade, transportation, and warehousing.....		FD	4212	120.833	120.897	122.311	122.607	122.551
Gov. purchased services less trade, transportation, and warehousing, excl. capital investment.....		FD	42121	121.404	121.454	122.862	123.140	123.083
Government purchased capital investment services less trade, transportation, and warehousing.....		FD	42122	106.756	107.085	108.520	109.052	109.017
Services for export less trade, transportation, and warehousing.....		FD	4213	133.807	134.155	137.052	138.769	137.889
Final demand construction.....		FD	43	173.226	173.302	176.489	176.543	176.911
Construction for private capital investment.....		FD	431	177.358	177.488	180.802	180.832	181.172
Construction for government.....		FD	432	165.506	165.487	168.421	168.527	168.955
Final Demand Special Groupings								
Final demand less exports.....	04/10	FD	49101	138.290	137.513	138.414	138.702	138.668
Final demand less government.....	04/10	FD	49102	138.645	138.043	138.875	139.199	139.156
Final demand less foods, food and nonalcoholic beverages for immediate consumption, and energy ¹	04/10	FD	49103	137.578	137.871	138.383	138.868	138.885
Final demand less foods and energy ⁴	04/10	FD	49104	137.251	137.531	138.059	138.513	138.514
Final demand less foods and food and nonalcoholic beverages for immediate consumption ⁴	04/10	FD	49105	138.176	137.428	138.521	139.005	138.814

See footnotes at end of table.

Table 5. Producer price indexes for Final Demand-Intermediate Demand groupings, not seasonally adjusted — Continued

[March 2023, Index base Nov. 2009=100, unless otherwise indicated]

Title	Other index base	Commodity code		Unadjusted index ¹				
		Group code	Item code	Nov. 2022	Dec. 2022 ^P	Jan. 2023 ^P	Feb. 2023 ^P	Mar. 2023 ^P
Final demand less foods ⁴	04/10	FD	49106	137.772	137.066	138.140	138.596	138.401
Final demand less energy.....	04/10	FD	49107	138.143	138.316	138.720	138.966	139.041
Final demand less trade services.....	01/10	FD	49108	136.552	135.413	136.941	137.130	137.151
Final demand less distributive services ⁵	01/10	FD	49109	135.507	134.397	136.066	136.313	136.487
Final demand goods less energy.....	01/10	FD	49111	141.099	140.908	141.456	141.075	141.689
Final demand goods less foods.....	04/10	FD	49112	138.476	135.319	138.373	138.797	138.382
Final demand services less trade services.....	04/10	FD	49113	130.976	131.091	132.103	132.539	132.630
Final demand distributive services ⁵	04/10	FD	49114	151.032	151.500	149.735	150.051	148.883
Final demand goods plus final demand distributive services ⁵	04/10	FD	49115	145.076	143.525	144.107	144.117	143.568
Final demand less foods, energy, and trade services ⁴	08/13	FD	49116	125.719	125.837	126.888	127.280	127.457
Private and government purchased capital equipment.....	08/13	FD	49117	125.146	125.507	126.526	126.781	127.160
Private and government purchased capital investment services.....	08/13	FD	49118	133.288	135.192	134.056	133.316	131.734
Total private and government purchased capital investment.....	08/13	FD	49119	132.864	133.937	134.141	133.877	133.282
Total finished ²	01/10	FD	49201	139.021	138.414	139.204	139.570	139.628
Total finished less foods, food and nonalcoholic beverages for immediate consumption, and energy ^{2, 4}	12/10	FD	49202	136.926	137.230	137.580	138.110	138.189
Total finished less foods and energy ^{2, 4}	01/10	FD	49203	137.750	138.047	138.406	138.940	139.021
Total finished less foods and food and nonalcoholic beverages for immediate consumption ^{2, 4}	12/10	FD	49204	136.748	136.196	137.123	137.718	137.669
Total finished less foods ^{2, 4}	01/10	FD	49205	138.111	137.557	138.495	139.097	139.049
Total finished less energy ²	01/10	FD	49206	138.749	138.941	139.173	139.460	139.646
Finished goods ²	00/82	FD	49207	255.268	249.910	254.479	254.179	254.443
Finished goods less energy ²	00/82	FD	49208	250.682	250.359	250.972	249.697	251.117
Finished goods, excluding foods ^{2, 4}	00/82	FD	49209	248.741	242.746	249.405	250.874	250.275
Finished services ²	01/10	FD	49210	136.414	136.717	136.840	137.396	137.416
Private capital investment services.....	04/10	FD	49211	143.456	145.305	144.099	143.314	141.757
Finished distributive services ^{2, 5}	04/10	FD	49212	149.274	149.726	147.756	148.334	147.469
Finished services less trade services ²	04/10	FD	49213	130.839	130.959	131.852	132.297	132.500
Finished services less distributive services ^{2, 5}	04/10	FD	49214	129.287	129.513	130.585	131.125	131.546
Total private capital investment (goods, services, and construction).....	04/10	FD	49215	140.853	141.971	142.076	141.771	141.150
Finished goods plus finished distributive services ²	04/10	FD	49216	145.700	144.310	144.693	144.883	144.545
Total exports.....	04/10	FD	49301	140.017	139.428	140.528	140.612	139.978
Goods for export.....	00/82	FD	49302	236.157	233.924	235.470	235.642	235.456
Services for export.....	04/10	FD	49303	147.721	148.196	149.609	149.673	148.286
Total government purchases.....	04/10	FD	49401	137.999	135.510	137.538	137.078	136.145
Government purchased goods.....	00/82	FD	49402	243.006	232.957	238.788	236.842	234.003
Government purchased services.....	04/10	FD	49403	130.055	130.546	131.262	131.276	130.719
Total government purchased capital investment (goods, services, construction).....	08/13	FD	49404	130.225	131.402	132.349	132.254	131.609
Government purchases, defense.....	05/15	FD	49405	125.149	122.780	124.739	124.377	123.166
Government purchases, non-defense.....	05/15	FD	49406	132.318	129.852	131.746	131.250	130.527
Personal consumption.....	01/10	FD	49501	138.513	137.522	138.468	138.985	139.198
Personal consumption goods (finished consumer goods).....	00/82	FD	49502	275.761	267.662	273.457	272.827	272.902
Personal consumption goods less energy.....	00/82	FD	49503	273.453	272.496	272.365	270.008	271.865
Personal consumption goods less foods.....	00/82	FD	49504	273.024	262.792	272.469	274.564	273.162
Personal consumption nondurable goods less foods.....	00/82	FD	49508	309.384	294.612	308.257	311.165	309.136
Personal consumption services.....	04/10	FD	49505	134.813	134.886	135.212	135.969	136.229
Personal consumption less trade services.....	04/10	FD	49506	135.060	133.840	135.399	135.685	135.923
Personal consumption less distributive services ⁵	04/10	FD	49507	134.253	133.054	134.747	135.087	135.466
Personal consumption less foods and energy.....	04/14	FD	49510	126.300	126.378	126.770	127.467	127.712
Personal consumption less foods, energy, and trade services ³	04/14	FD	49511	122.609	122.746	123.687	124.193	124.482
Personal consumption less foods, energy, and distributive services ⁵	04/14	FD	49512	121.914	122.125	123.196	123.776	124.228
Personal consumption goods plus personal consumption distributive services ⁵	08/13	FD	49509	134.515	132.403	133.048	133.406	133.261
Intermediate Demand by Commodity Type								
Processed goods								
Processed goods for intermediate demand.....	00/82	ID6	1	267.155	259.438	262.595	261.796	260.463
Materials and components for manufacturing.....	00/82	ID6	11	237.928	235.995	236.195	235.980	236.461
Materials for manufacturing.....		ID6	111	150.854	148.857	148.501	148.026	148.301
Materials for food manufacturing.....	00/82	ID6	1111	260.870	258.620	258.995	252.668	253.740
Materials for nondurable manufacturing.....	00/82	ID6	1112	282.068	278.283	277.650	274.542	274.862
Materials for durable manufacturing.....	00/82	ID6	1113	283.740	279.529	278.360	282.670	283.145
Components for manufacturing.....	00/82	ID6	112	185.005	185.189	186.367	186.919	187.355
Components for nondurable manufacturing.....		ID6	1121	148.148	147.864	147.402	147.433	146.808
Components for durable manufacturing.....		ID6	1122	130.370	130.521	131.417	131.824	132.177
Materials and components for construction.....	00/82	ID6	12	348.774	347.602	349.555	350.066	351.912
Materials for construction.....		ID6	121	166.434	165.154	166.084	166.693	167.086
Components for construction.....		ID6	122	176.869	176.834	177.826	177.775	179.126
Processed fuels and lubricants for intermediate demand.....	00/82	ID6	13	286.955	254.438	267.269	263.919	254.845
Processed fuels and lubricants to manufacturing industries.....	00/82	ID6	131	286.654	267.863	276.004	267.207	258.153

See footnotes at end of table.

Table 5. Producer price indexes for Final Demand-Intermediate Demand groupings, not seasonally adjusted — Continued

[March 2023, Index base Nov. 2009=100, unless otherwise indicated]

Title	Other index base	Commodity code		Unadjusted index ¹				
		Group code	Item code	Nov. 2022	Dec. 2022 ^p	Jan. 2023 ^p	Feb. 2023 ^p	Mar. 2023 ^p
Processed fuels and lubricants to nonmanufacturing industries.....	00/82	ID6	132	287.560	250.488	264.782	263.117	254.030
Containers for intermediate demand.....	00/82	ID6	14	315.059	314.973	314.644	314.468	312.669
Supplies for intermediate demand.....	00/82	ID6	15	252.203	251.866	253.297	253.046	253.688
Supplies to manufacturing industries.....	00/82	ID6	151	247.846	247.836	247.501	247.327	247.224
Supplies to nonmanufacturing industries.....	00/82	ID6	152	250.878	250.493	252.187	251.926	252.678
Supplies to nonmanufacturing industries, feeds.....	00/82	ID6	1521	252.067	251.014	251.684	250.300	249.476
Supplies to nonmanufacturing industries, other than feeds.....	00/82	ID6	1522	252.756	252.436	254.275	254.157	255.120
Unprocessed goods								
Unprocessed goods for intermediate demand.....	00/82	ID6	2	287.265	293.498	281.995	269.865	258.074
Unprocessed foodstuffs and feedstuffs.....	00/82	ID6	21	250.481	251.141	240.133	240.184	239.478
Unprocessed nonfood materials.....	00/82	ID6	22	301.940	311.565	300.153	280.117	261.161
Unprocessed nonfood materials except fuel.....	00/82	ID6	221	349.540	327.991	331.647	339.423	323.971
Unprocessed nonfood materials except fuel to manufacturing industries.....	00/82	ID6	2211	325.399	304.314	307.236	314.682	299.713
Unprocessed nonfood materials except fuel to nonmanufacturing industries.....	00/82	ID6	2212	326.647	327.674	342.910	344.969	345.158
Unprocessed fuel.....	00/82	ID6	222	216.951	265.788	226.489	154.933	130.264
Unprocessed fuel to manufacturing industries.....	00/82	ID6	2221	272.538	273.141	262.647	233.901	226.646
Unprocessed fuel to nonmanufacturing industries.....	00/82	ID6	2222	219.827	272.955	230.956	155.013	128.686
Services								
Services for intermediate demand.....		ID6	3	142.827	142.519	144.393	144.647	143.930
Trade services for intermediate demand ⁵		ID6	33	170.239	168.296	169.546	169.112	168.467
Trade services for manufacturing industries.....	12/12	ID6	331	155.197	153.125	155.971	155.214	155.031
Trade services for nonmanufacturing industries.....	12/12	ID6	332	151.800	150.367	149.854	149.813	148.850
Transportation and warehousing services for intermediate demand.....		ID6	32	156.593	156.415	157.882	157.410	156.350
Transportation of passengers for intermediate demand.....		ID6	321	131.633	135.015	137.452	134.157	139.068
Transportation of passengers for manufacturing industries.....		ID6	3211	131.676	135.143	137.627	134.268	139.275
Transportation of passengers for nonmanufacturing industries.....		ID6	3212	131.689	135.061	137.492	134.204	139.104
Transportation and warehousing of goods for intermediate demand.....		ID6	322	159.305	158.742	160.121	159.914	158.289
Transportation and warehousing of goods for manufacturing industries.....	12/12	ID6	3221	136.782	135.504	134.142	133.576	131.475
Transportation and warehousing of goods for nonmanufacturing industries.....	12/12	ID6	3222	141.039	140.759	142.723	142.653	141.422
Services less trade, transportation, and warehousing for intermediate demand.....		ID6	31	132.946	133.070	135.138	135.671	135.008
Services less trade, transportation, and warehousing for manufacturing industries.....		ID6	311	124.462	124.549	126.398	127.028	127.427
Services less trade, transportation, and warehousing for nonmanufacturing industries.....		ID6	312	133.216	133.342	135.417	135.947	135.248
Construction								
Construction for intermediate demand.....		ID6	4	141.280	141.372	142.459	142.761	143.746
Intermediate Demand by Commodity Type Special Groupings								
Processed materials less foods and feeds.....	00/82	ID6	9111	268.425	260.163	263.555	263.110	261.543
Processed foods and feeds.....	00/82	ID6	9112	254.506	252.625	253.483	249.223	250.175
Processed energy goods.....	00/82	ID6	9113	288.287	255.619	268.510	265.144	256.028
Processed materials less energy.....	00/82	ID6	9118	258.632	257.277	258.005	257.847	258.442
Processed materials less foods and energy.....	00/82	ID6	9115	258.668	257.379	258.088	258.459	259.007
Intermediate distributive services ⁶	04/10	ID6	9116	163.177	161.753	163.040	162.709	161.655
Processed goods plus intermediate distributive services.....	04/10	ID6	9117	150.090	146.618	148.217	147.811	146.997
Unprocessed materials less agricultural products.....	00/82	ID6	9211	302.694	315.046	301.508	277.969	258.333
Unprocessed energy materials ⁷	00/82	ID6	9212	245.717	258.120	239.120	212.936	187.614
Unprocessed materials less energy.....	00/82	ID6	9213	299.669	300.838	296.140	297.202	297.296
Unprocessed nonfood materials less energy ⁸	00/82	ID6	9216	445.093	447.703	462.464	466.615	469.158
Intermediate Demand by Production Flow								
Stage 4 Intermediate Demand								
Stage 4 intermediate demand.....		ID5	4	146.421	145.601	147.509	147.569	147.170
Inputs to stage 4 goods producers.....		ID5	41	146.222	145.440	146.301	146.369	146.172
Goods.....		ID5	411	140.699	140.181	140.590	140.902	140.607
Foods.....		ID5	4111	159.106	156.484	157.588	157.118	154.852
Energy.....		ID5	4112	178.568	174.066	168.938	169.058	166.212
Goods excluding foods and energy.....		ID5	4113	137.647	137.479	137.829	138.262	138.291
Services.....		ID5	412	164.439	162.909	165.254	164.522	164.645
Trade services.....		ID5	4123	175.774	173.753	176.362	175.201	175.396
Transportation and warehousing services.....		ID5	4122	139.876	139.648	139.573	138.124	137.378
Transportation of passengers.....		ID5	41221	131.695	135.165	137.651	134.289	139.300
Transportation and warehousing of goods.....		ID5	41222	150.741	149.773	149.189	148.022	146.092
Services less trade, transportation, and warehousing.....		ID5	4121	125.707	125.683	127.834	128.629	128.807
Inputs to stage 4 services producers.....		ID5	42	142.004	141.739	144.187	144.139	143.498

See footnotes at end of table.

Table 5. Producer price indexes for Final Demand-Intermediate Demand groupings, not seasonally adjusted — Continued

[March 2023, Index base Nov. 2009=100, unless otherwise indicated]

Title	Other index base	Commodity code		Unadjusted index ¹				
		Group code	Item code	Nov. 2022	Dec. 2022 ^P	Jan. 2023 ^P	Feb. 2023 ^P	Mar. 2023 ^P
Goods.....		ID5	421	145.911	144.222	147.199	146.326	145.957
Foods.....		ID5	4211	150.840	148.500	148.891	146.928	148.479
Energy.....		ID5	4212	141.940	137.470	144.988	142.973	140.270
Goods excluding foods and energy.....		ID5	4213	146.020	145.995	147.115	147.247	147.644
Services.....		ID5	422	140.452	140.699	142.968	143.195	142.463
Trade services.....		ID5	4223	159.945	158.582	159.220	158.435	158.381
Transportation and warehousing services.....		ID5	4222	147.922	148.693	151.956	151.912	151.738
Transportation of passengers.....		ID5	42221	131.219	134.649	137.111	133.782	138.744
Transportation and warehousing of goods.....		ID5	42222	151.419	151.703	155.118	155.643	154.579
Services less trade, transportation, and warehousing.....		ID5	4221	136.536	136.945	139.271	139.634	138.776
Construction.....		ID5	423	141.280	141.372	142.459	142.761	143.746
Inputs to stage 4 construction producers.....		ID5	43	162.694	159.566	161.542	162.034	162.191
Goods.....		ID5	431	167.036	163.355	165.638	166.439	167.136
Energy.....		ID5	4312	180.757	144.388	156.289	161.246	159.468
Goods excluding foods and energy.....		ID5	4313	169.584	169.005	170.390	170.799	171.756
Services.....		ID5	432	151.587	149.787	151.003	150.735	149.567
Trade services.....		ID5	4323	169.200	165.745	168.318	167.698	166.023
Transportation and warehousing services.....		ID5	4322	158.360	156.652	154.198	152.738	149.263
Transportation of passengers.....		ID5	43221	137.288	140.896	143.483	139.985	145.198
Transportation and warehousing of goods.....		ID5	43222	159.722	157.863	155.274	153.856	150.152
Services less trade, transportation, and warehousing.....		ID5	4321	128.256	128.175	129.568	130.059	130.237
Stage 3 Intermediate Demand								
Stage 3 intermediate demand.....		ID5	3	151.325	148.019	148.933	148.769	147.694
Inputs to stage 3 goods producers.....		ID5	31	163.561	161.354	159.783	159.721	159.421
Goods.....		ID5	311	160.541	158.299	155.741	155.822	155.789
Foods.....		ID5	3111	185.865	186.177	177.628	175.808	175.178
Energy.....		ID5	3112	182.589	148.428	150.547	149.578	145.759
Goods excluding foods and energy.....		ID5	3113	152.720	151.393	151.045	151.993	152.425
Services.....		ID5	312	164.197	162.293	164.558	163.956	162.664
Trade services.....		ID5	3123	168.331	165.695	170.434	169.853	168.876
Transportation and warehousing services.....		ID5	3122	158.629	157.456	155.437	154.138	151.442
Transportation of passengers.....		ID5	31221	140.221	143.912	146.558	142.980	148.312
Transportation and warehousing of goods.....		ID5	31222	159.434	157.981	155.707	154.536	151.399
Services less trade, transportation, and warehousing.....		ID5	3121	129.738	129.454	131.506	132.215	132.753
Inputs to stage 3 services producers.....		ID5	32	141.388	137.167	139.871	139.643	138.007
Goods.....		ID5	321	150.534	131.983	137.899	136.484	131.861
Foods.....		ID5	3211	162.399	161.704	165.490	162.721	161.125
Energy.....		ID5	3212	166.131	135.589	145.039	142.710	134.804
Goods excluding foods and energy.....		ID5	3213	136.105	136.006	136.534	136.559	136.989
Services.....		ID5	322	138.205	138.389	140.277	140.351	139.459
Trade services.....		ID5	3223	192.329	191.324	188.771	190.756	188.881
Transportation and warehousing services.....		ID5	3222	159.987	160.015	163.045	163.021	162.058
Transportation of passengers.....		ID5	32221	104.267	104.374	104.473	104.340	104.538
Transportation and warehousing of goods.....		ID5	32222	160.476	160.505	163.549	163.525	162.557
Services less trade, transportation, and warehousing.....		ID5	3221	129.448	129.760	131.610	131.596	130.779
Construction.....		ID5	323	141.280	141.372	142.459	142.761	143.746
Inputs to stage 3 construction producers.....		ID5	33	141.640	138.640	139.325	138.823	138.349
Goods.....		ID5	331	135.943	134.999	135.071	135.231	135.051
Goods excluding foods and energy.....		ID5	3313	173.223	172.020	172.113	172.317	172.088
Services.....		ID5	332	166.565	161.350	162.835	161.500	160.622
Trade services.....		ID5	3323	171.488	165.848	167.299	165.836	164.864
Transportation and warehousing services.....		ID5	3322	115.601	115.318	115.731	115.277	114.965
Transportation and warehousing of goods.....		ID5	33222	122.021	121.723	122.159	121.679	121.350
Services less trade, transportation, and warehousing.....		ID5	3321	121.795	121.355	123.849	123.814	123.920
Stage 2								
Stage 2 intermediate demand.....		ID5	2	139.287	140.541	139.617	137.428	133.931
Inputs to stage 2 goods producers.....		ID5	21	133.779	135.870	132.818	127.915	122.788
Goods.....		ID5	211	133.878	136.706	132.268	125.563	118.799
Foods.....		ID5	2111	171.172	171.099	171.153	173.061	169.770
Energy.....		ID5	2112	109.189	113.888	105.974	95.088	83.904
Goods excluding foods and energy.....		ID5	2113	146.121	146.101	147.525	147.336	148.746
Services.....		ID5	212	147.383	146.746	147.949	148.481	148.202
Trade services.....		ID5	2123	166.280	164.793	164.742	164.227	164.767
Transportation and warehousing services.....		ID5	2122	167.846	167.043	167.507	168.170	168.040
Transportation of passengers.....		ID5	21221	132.306	135.585	137.966	134.746	139.544
Transportation and warehousing of goods.....		ID5	21222	170.022	168.887	169.259	170.112	169.741
Services less trade, transportation, and warehousing.....		ID5	2121	129.868	130.433	134.029	135.747	134.316
Construction.....		ID5	213	141.280	141.372	142.459	142.761	143.746

See footnotes at end of table.

Table 5. Producer price indexes for Final Demand-Intermediate Demand groupings, not seasonally adjusted — Continued

[March 2023, Index base Nov. 2009=100, unless otherwise indicated]

Title	Other index base	Commodity code		Unadjusted index ¹				
		Group code	Item code	Nov. 2022	Dec. 2022 ^P	Jan. 2023 ^P	Feb. 2023 ^P	Mar. 2023 ^P
Inputs to stage 2 services producers.....		ID5	22	141.306	141.459	143.233	144.521	143.188
Goods.....		ID5	221	147.336	145.748	146.563	146.115	145.763
Foods.....		ID5	2211	130.852	129.526	128.438	126.459	123.404
Energy.....		ID5	2212	190.880	168.349	177.071	174.166	166.379
Goods excluding foods and energy.....		ID5	2213	145.085	144.791	145.117	144.848	145.016
Services.....		ID5	222	140.112	140.519	142.421	143.941	142.440
Trade services.....		ID5	2223	183.263	192.226	183.409	183.262	175.905
Transportation and warehousing services.....		ID5	2222	152.416	153.855	151.146	149.216	147.658
Transportation of passengers.....		ID5	22221	132.144	135.591	138.067	134.719	139.708
Transportation and warehousing of goods.....		ID5	22222	156.753	157.818	154.144	152.468	149.698
Services less trade, transportation, and warehousing.....		ID5	2221	138.128	137.946	140.707	142.570	141.341
Construction.....		ID5	223	141.280	141.372	142.459	142.761	143.746
Stage 1 Intermediate Demand								
Stage 1 intermediate demand.....		ID5	1	147.694	144.887	146.334	146.037	145.469
Inputs to stage 1 goods producers.....		ID5	11	150.061	147.890	149.040	148.614	147.549
Goods.....		ID5	111	150.571	148.195	148.625	148.265	147.037
Foods.....		ID5	1111	171.875	169.200	169.524	170.990	163.257
Energy.....		ID5	1112	147.877	141.199	142.888	139.789	134.907
Goods excluding foods and energy.....		ID5	1113	151.478	150.109	150.275	150.238	150.929
Services.....		ID5	112	152.447	150.770	153.986	153.361	152.733
Trade services.....		ID5	1123	167.602	164.899	169.904	168.310	167.394
Transportation and warehousing services.....		ID5	1122	158.164	157.706	157.343	157.815	158.355
Transportation of passengers.....		ID5	11221	131.670	135.139	137.625	134.263	139.273
Transportation and warehousing of goods.....		ID5	11222	162.684	161.505	160.446	161.855	161.290
Services less trade, transportation, and warehousing.....		ID5	1121	107.631	107.427	108.413	108.935	108.597
Construction.....		ID5	113	141.280	141.372	142.459	142.761	143.746
Inputs to stage 1 services producers.....		ID5	12	144.777	142.067	143.684	143.494	143.278
Goods.....		ID5	121	154.547	146.514	149.357	148.331	146.780
Foods.....		ID5	1211	211.574	229.161	223.728	187.453	198.857
Energy.....		ID5	1212	186.800	160.069	166.988	163.818	157.734
Goods excluding foods and energy.....		ID5	1213	147.091	147.587	148.738	148.900	149.291
Services.....		ID5	122	139.583	139.539	140.636	140.796	141.140
Trade services.....		ID5	1223	170.578	169.463	168.549	169.739	168.822
Transportation and warehousing services.....		ID5	1222	141.418	141.987	145.115	143.814	144.459
Transportation of passengers.....		ID5	12221	131.592	135.058	137.543	134.183	139.190
Transportation and warehousing of goods.....		ID5	12222	161.840	160.819	164.622	164.272	162.674
Services less trade, transportation, and warehousing.....		ID5	1221	134.621	134.622	135.620	135.883	136.307
Construction.....		ID5	123	141.280	141.372	142.459	142.761	143.746
Inputs to stage 1 construction producers.....		ID5	13	166.320	161.086	162.684	162.235	161.381
Goods.....		ID5	131	168.731	163.156	165.196	164.847	164.335
Energy.....		ID5	1312	202.469	155.793	161.018	156.383	146.781
Goods excluding foods and energy.....		ID5	1313	167.014	166.705	168.403	168.553	169.104
Services.....		ID5	132	161.594	157.032	157.587	156.896	155.224
Trade services.....		ID5	1323	167.028	161.833	163.632	163.092	162.091
Transportation and warehousing services.....		ID5	1322	133.260	131.419	128.560	127.455	123.903
Transportation and warehousing of goods.....		ID5	13222	137.841	135.936	132.978	131.836	128.162
Services less trade, transportation, and warehousing.....		ID5	1321	133.574	133.663	134.957	135.059	135.967
Intermediate Demand by Production Flow Special Groupings								
Total goods inputs to stage 4 intermediate demand.....	04/10	ID5	9411	144.445	142.994	144.526	144.579	144.467
Total services inputs to stage 4 intermediate demand.....	04/10	ID5	9412	144.577	144.374	146.575	146.636	145.986
Total construction inputs to stage 4 intermediate demand.....	04/10	ID5	9413	140.109	140.201	141.279	141.578	142.555
Total foods inputs to stage 4 intermediate demand.....	04/10	ID5	9414	152.145	149.698	150.477	149.389	148.780
Total energy goods inputs to stage 4 intermediate demand.....	04/10	ID5	9415	137.073	128.296	135.469	134.693	132.340
Total goods less foods and energy inputs to stage 4 intermediate demand.....	04/10	ID5	9416	145.558	145.329	146.077	146.439	146.761
Total goods inputs to stage 3 intermediate demand.....	04/10	ID5	9311	150.037	143.896	143.548	143.264	142.120
Total services inputs to stage 3 intermediate demand.....	04/10	ID5	9312	141.744	141.475	143.406	143.355	142.404
Total construction inputs to stage 3 intermediate demand.....	04/10	ID5	9313	140.109	140.201	141.279	141.578	142.555
Total foods inputs to stage 3 intermediate demand.....	04/10	ID5	9314	165.250	165.521	158.007	156.380	155.811
Total energy goods inputs to stage 3 intermediate demand.....	04/10	ID5	9315	165.404	134.898	143.107	141.020	133.855
Total goods less foods and energy inputs to stage 3 intermediate demand.....	04/10	ID5	9316	144.092	143.006	142.813	143.568	143.969
Total goods inputs to stage 2 intermediate demand.....	04/10	ID5	9211	128.737	131.003	127.291	121.521	115.708
Total services inputs to stage 2 intermediate demand.....	04/10	ID5	9212	142.274	142.458	144.199	145.490	144.274
Total construction inputs to stage 2 intermediate demand.....	04/10	ID5	9213	140.109	140.201	141.279	141.578	142.555
Total foods inputs to stage 2 intermediate demand.....	04/10	ID5	9214	171.668	171.580	171.615	173.471	170.162
Total energy goods inputs to stage 2 intermediate demand.....	04/10	ID5	9215	107.830	112.117	104.544	93.969	83.052
Total goods less foods and energy inputs to stage 2 intermediate demand.....	04/10	ID5	9216	137.555	137.477	138.579	138.383	139.442
Total goods inputs to stage 1 intermediate demand.....	04/10	ID5	9111	137.726	133.417	134.757	134.241	133.161

See footnotes at end of table.

Table 5. Producer price indexes for Final Demand-Intermediate Demand groupings, not seasonally adjusted — Continued

[March 2023, Index base Nov. 2009=100, unless otherwise indicated]

Title	Other index base	Commodity code		Unadjusted index ¹				
		Group code	Item code	Nov. 2022	Dec. 2022 ^p	Jan. 2023 ^p	Feb. 2023 ^p	Mar. 2023 ^p
Total services inputs to stage 1 intermediate demand.....	04/10	ID5	9112	142.592	141.880	143.303	143.269	143.309
Total construction inputs to stage 1 intermediate demand.....	04/10	ID5	9117	140.109	140.201	141.279	141.578	142.555
Total foods inputs to stage 1 intermediate demand.....	04/10	ID5	9114	162.636	160.512	160.683	161.180	154.355
Total energy goods inputs to stage 1 intermediate demand.....	04/10	ID5	9115	166.836	146.732	151.216	148.062	142.366
Total goods less foods and energy inputs to stage 1 intermediate demand.....	04/10	ID5	9116	127.084	126.633	127.283	127.334	127.807

¹ All indexes are subject to revision for 4 months after their originally scheduled publication to incorporate late reports and corrections by survey respondents. In addition, seasonally adjusted indexes are subject to change for up to 5 years due to the recalculation of seasonal factors published each January.

² PPI defines Total finished as including only the personal consumption and private capital investment portions of final demand.

³ Trade indexes measure changes in margins received by wholesalers and retailers.

⁴ The PPI definition of foods does not include food and beverages for immediate consumption. PPI defines food and beverages for immediate consumption as the service of preparing meals, snacks, and beverages to customer order for immediate on-premises and off-premises consumption.

⁵ Distributive services include transportation, warehousing, and trade of goods.

⁶ Includes intermediate trade, transportation, and warehousing services.

⁷ Includes crude petroleum.

⁸ Excludes crude petroleum.

p Preliminary

“-” Data not available.

Table 6. Producer price index percentage changes for selected aggregate commodity and service groupings, not seasonally adjusted
 [March 2023]

Title	Commodity code		Unadjusted 12-month percent change ¹ Mar. 2022 to Mar. 2023 ^P	Unadjusted 1-month percent change ¹				
	Group code	Item code		Oct. to Nov.	Nov. to Dec. ^P	Dec. to Jan. ^P	Jan. to Feb. ^P	Feb. to Mar. ^P
Goods								
All commodities.....	00	000000	-1.2	-0.7	-2.0	0.9	-0.6	-0.6
Farm products, processed foods and feeds.....	PFF	PLUS02	1.9	2.0	-0.6	-1.2	-1.2	0.4
Farm products.....	01	—	-3.3	4.9	-0.3	-5.3	-1.7	-0.3
Processed foods and feeds.....	02	—	4.5	0.7	-0.8	0.8	-1.0	0.8
Industrial commodities.....	IND	THRU15	-1.7	-1.3	-2.3	1.4	-0.4	-0.9
Textile products and apparel.....	03	—	4.8	-0.1	-0.7	0.0	0.0	0.2
Hides, skins, leather, and related products.....	04	—	1.3	-1.7	-0.2	0.9	0.1	0.3
Fuels and related products and power.....	05	—	-10.2	-4.3	-7.8	3.4	-2.3	-4.2
Chemicals and allied products.....	06	—	-1.3	-0.8	-0.8	0.5	-0.4	0.1
Rubber and plastic products.....	07	—	3.8	-0.3	-0.3	-0.3	-0.3	-0.2
Lumber and wood products.....	08	—	-18.3	-1.5	-1.5	-0.5	-0.1	-0.5
Pulp, paper, and allied products.....	09	—	3.5	0.2	0.0	0.2	0.0	0.0
Metals and metal products.....	10	—	-6.0	-0.2	-0.4	0.7	1.0	1.1
Machinery and equipment.....	11	—	7.6	0.3	0.2	1.2	0.2	0.4
Furniture and household durables.....	12	—	5.7	0.6	0.5	0.1	0.5	0.0
Nonmetallic mineral products.....	13	—	11.7	0.4	0.2	2.4	1.0	0.3
Transportation equipment.....	14	—	3.9	0.1	0.3	0.4	0.1	0.2
Miscellaneous products.....	15	—	7.1	0.9	0.2	1.1	0.5	0.3
Industrial commodities less fuels.....	ILF	T15M05	1.5	-0.1	-0.2	0.6	0.2	0.3
Other commodity groupings								
Petroleum products, refined.....	05	7	-16.3	-5.0	-20.2	7.8	1.1	-3.1
Industrial chemicals.....	06	1	-7.6	-1.2	-1.3	0.0	-2.0	0.4
Rubber and rubber products.....	07	1	6.7	-0.4	-0.5	0.9	0.3	-0.1
Lumber.....	08	1	-40.8	-2.3	-4.4	-0.4	1.3	-1.2
Iron and steel.....	10	1	-13.8	-2.7	-1.6	0.3	2.9	2.9
Nonferrous metals.....	10	2	-9.1	3.1	0.8	2.6	-0.2	0.2
General purpose machinery and equipment.....	11	4	10.0	0.5	0.2	1.2	0.3	0.6
Electrical machinery and equipment.....	11	7	5.0	0.4	0.3	0.9	-0.1	0.1
Electronic components and accessories.....	11	78	1.6	0.5	0.2	-0.6	-0.2	0.1
Aircraft and aircraft equipment.....	14	2	4.3	0.1	0.3	0.6	0.7	0.4
Services and construction								
Transportation services.....	30	—	2.2	-0.6	-0.3	0.5	-0.9	-0.7
Services related to transportation activities.....	31	—	-12.6	-6.2	0.5	-1.5	-0.6	-1.3
Warehousing, storage, and related activities.....	32	—	15.2	-0.3	1.7	2.3	2.1	-0.4
Publishing sales, excluding software.....	33	—	5.0	-1.2	0.4	1.4	0.6	0.6
Software publishing.....	34	—	1.5	-2.4	0.5	1.7	1.2	0.1
Network compensation from broadcast and cable television and radio.....	35	—	1.6	0.0	0.0	0.2	0.0	0.0
Advertising space and time sales.....	36	—	-4.3	2.3	-4.4	-2.2	-1.4	-0.6
Telecommunication, cable, and internet user services.....	37	—	5.6	-0.1	0.4	1.3	0.2	0.7
Data processing and related services.....	38	—	0.1	0.0	0.0	0.0	0.1	0.2
Credit intermediation services (partial).....	39	—	31.2	5.9	1.1	5.4	3.0	-3.6
Investment services.....	40	—	2.7	4.6	-0.5	1.9	2.2	-1.6
Insurance and annuities.....	41	—	2.3	-0.1	0.6	0.6	0.1	0.1
Commissions and fees from sales and administration of insurance policies (partial).....	42	—	0.1	0.0	0.1	0.0	0.0	0.0
Real estate services (partial).....	43	—	1.8	-0.5	0.4	0.8	-2.4	-0.7
Rental and leasing of goods (partial).....	44	—	0.7	-2.7	-0.9	-1.4	0.5	1.1
Professional services (partial).....	45	—	4.2	0.1	0.2	2.1	0.8	0.0
Employment services.....	46	—	0.9	0.0	0.0	0.1	-0.4	0.4
Travel arrangement services.....	47	—	5.9	0.3	0.9	0.0	-0.8	-0.7
Selected security services (partial).....	48	—	7.9	0.0	0.0	1.1	0.1	0.1
Cleaning and building maintenance services (partial).....	49	—	3.0	-0.2	1.1	0.4	-0.1	0.3
Waste collection and remediation services (partial).....	50	—	12.5	0.1	0.2	1.5	2.3	2.0
Health care services.....	51	—	3.0	0.2	0.1	0.6	0.4	0.3
Accommodation services.....	53	—	2.4	-1.7	0.2	-1.8	1.7	6.2
Food and beverages for immediate consumption services (partial).....	54	—	2.6	0.7	-0.4	0.9	0.6	0.2
Repair and maintenance services (partial).....	55	—	5.7	0.2	0.3	0.9	0.5	0.6
Entertainment services (partial).....	56	—	3.8	-1.2	0.7	2.1	0.7	0.4
Wholesale trade services.....	57	—	3.0	1.4	0.1	-0.3	-0.2	-1.1
Retail trade services.....	58	—	-0.4	-1.6	0.0	-1.3	1.0	0.5
Metal treatment services.....	59	—	6.0	-0.1	-0.6	2.5	-0.1	0.1

See footnotes at end of table.

Table 6. Producer price index percentage changes for selected aggregate commodity and service groupings, not seasonally adjusted — Continued
 [March 2023]

Title	Commodity code		Unadjusted 12-month percent change ¹	Unadjusted 1-month percent change ¹				
	Group code	Item code		Mar. 2022 to Mar. 2023 ^p	Oct. to Nov.	Nov. to Dec. ^p	Dec. to Jan. ^p	Jan. to Feb. ^p
Mining services.....	60	—	8.0	0.4	0.3	0.5	0.6	0.1
Contract work on textile products, apparel, and leather.....	61	—	7.6	1.8	0.8	1.2	1.3	1.0
Construction (partial).....	80	—	13.5	0.1	0.0	1.7	0.0	0.2

¹ All indexes are subject to revision for 4 months after their originally scheduled publication to incorporate late reports and corrections by survey respondents.

^p Preliminary

“—” Data not available.

NOTE: The term “(partial)” denotes incomplete coverage of the index category.

Table 7. Producer price index percentage changes for commodity and service groupings and individual items, not seasonally adjusted
 [March 2023]

Title	Commodity code		Unadjusted 12-month percent change ¹	Unadjusted 1-month percent change ¹				
	Group code	Item code		Mar. 2022 to Mar. 2023 ^P	Oct. to Nov.	Nov. to Dec. ^P	Dec. to Jan. ^P	Jan. to Feb. ^P
Goods								
All commodities.....	00	000000	-1.2	-0.7	-2.0	0.9	-0.6	-0.6
Industrial commodities.....	IND	THRU15	-1.7	-1.3	-2.3	1.4	-0.4	-0.9
Farm products, processed foods and feeds.....	PFF	PLUS02	1.9	2.0	-0.6	-1.2	-1.2	0.4
Farm products.....	01	—	-3.3	4.9	-0.3	-5.3	-1.7	-0.3
Fruits & melons, fresh/dry vegs. & nuts.....	01	1	-0.5	19.8	-7.9	-15.3	-8.7	-0.7
Fresh fruits and melons.....	01	11	9.2	3.2	-7.8	6.5	-6.4	-3.2
Citrus fruits.....	01	1101	4.8	-27.7	-2.7	9.2	-4.2	-3.4
Grapefruits.....	01	110101	8.9	—	-10.0	-5.5	0.1	2.8
Lemons.....	01	110104	-2.8	-6.2	-8.9	-3.4	-7.3	-0.2
Valencia oranges.....	01	110105	21.5	—	—	—	-19.9	-1.3
Navel oranges.....	01	110106	-10.8	—	-6.5	-0.8	-6.8	-5.0
Tangerines.....	01	110108	25.6	—	12.0	1.3	29.0	-8.2
Tangelos.....	01	110110	—	—	—	—	—	—
Other fruits and berries.....	01	1102	11.6	14.9	-10.0	6.5	-7.2	-3.4
Avocados.....	01	110205	—	-3.2	-5.0	1.2	—	—
Kiwifruit.....	01	110206	—	—	—	-0.5	—	—
Granny Smith apples.....	01	110208	24.7	—	11.5	4.4	1.5	-5.8
Golden delicious apples.....	01	110211	15.1	—	—	4.7	0.0	-2.5
Red delicious apples.....	01	110215	34.1	-5.5	3.5	5.3	3.9	-3.1
McIntosh apples.....	01	110216	0.7	-8.4	5.2	-0.8	0.4	-1.8
Gala apples.....	01	110220	29.2	6.0	5.0	12.7	-1.2	-7.5
Pears.....	01	110221	22.7	0.8	6.7	4.6	2.0	-6.3
Strawberries.....	01	110222	40.9	55.6	-31.0	15.0	-25.2	-6.7
Grapes.....	01	110228	-6.9	-0.5	0.0	0.0	4.5	1.0
Table grapes.....	01	1102281	—	-1.6	0.0	—	—	—
Wine grapes.....	01	1102283	5.6	0.0	0.0	0.0	4.6	1.0
Juice grapes.....	01	1102284	40.4	0.0	0.0	0.0	0.0	0.0
Fuji apples.....	01	110229	43.8	—	0.3	-4.5	-3.0	-9.9
Empire apples.....	01	110230	5.6	-5.8	6.1	0.0	0.0	0.0
Melons.....	01	1103	—	35.2	—	—	—	—
Cantaloupes.....	01	110301	—	39.0	—	—	—	—
Honeydews.....	01	110302	—	20.3	—	—	—	—
Fresh and dry vegetables.....	01	13	-18.0	38.2	-9.4	-33.5	-13.6	-7.5
Dry vegetables.....	01	1301	-16.8	0.4	-1.0	0.4	0.8	-1.8
Dry beans.....	01	13011	-11.6	-0.2	-1.3	0.6	1.5	-0.4
Dry pinto beans.....	01	130110	-20.0	-0.3	0.0	0.0	0.0	0.0
Dry great northern beans.....	01	130111	33.3	14.3	0.0	0.0	0.0	0.0
Dry pea beans.....	01	130113	-11.8	-2.5	-0.1	0.2	-0.2	-1.9
Dry kidney beans.....	01	130114	0.5	-2.9	-1.4	-0.2	-0.2	0.0
Dry small red beans.....	01	130115	—	—	—	10.7	—	—
Dry garbanzo beans.....	01	130116	-3.9	4.0	-3.9	0.0	8.0	0.0
Dry black beans.....	01	130117	-9.8	-1.8	-2.8	3.0	1.5	-0.9
Dry peas and lentils.....	01	13012	-23.3	1.2	-0.6	0.1	-0.2	-3.9
Dry peas.....	01	130120	-28.9	0.0	0.9	-0.9	1.3	-6.1
Dry lentils.....	01	130121	-9.6	3.5	-3.4	2.4	-3.5	1.1
Fresh vegetables, except potatoes.....	01	1302	-39.2	43.1	-12.2	-44.9	-21.4	-13.6
Cabbage.....	01	130211	-5.7	5.8	2.7	28.9	-20.5	-21.5
Carrots.....	01	130212	9.7	9.6	0.5	2.2	3.8	0.1
Celery.....	01	130213	-16.7	165.3	64.6	16.0	-69.2	2.1
Sweet corn.....	01	130214	-42.5	47.8	—	—	7.2	-65.7
Lettuce.....	01	130215	-70.9	58.2	-19.8	-69.7	-33.8	-16.7
Dry onions.....	01	130216	-45.3	-4.0	0.1	-4.4	-10.4	-6.8
Tomatoes.....	01	130217	4.2	26.0	—	—	-23.5	-8.0
Snap beans.....	01	130218	—	—	-35.2	12.1	-25.1	—
Broccoli.....	01	130222	186.9	-26.9	67.3	-41.1	-28.1	35.8
Cauliflower.....	01	130223	-36.1	274.0	-42.6	-73.2	149.3	-46.4
Spinach.....	01	130224	—	-16.5	—	—	—	—
Greens.....	01	130225	18.0	-3.9	-2.8	9.7	-3.0	1.5
Endive.....	01	130226	30.9	15.8	46.1	8.2	-3.1	-25.9
Green peppers.....	01	130228	-1.7	43.2	-15.6	23.1	-23.6	28.5
Eggplant.....	01	130229	—	-48.5	24.0	16.2	-13.9	—
Squash.....	01	130231	-24.5	-9.7	12.7	53.3	-42.7	37.6

See footnotes at end of table.

Table 7. Producer price index percentage changes for commodity and service groupings and individual items, not seasonally adjusted — Continued
 [March 2023]

Title	Commodity code		Unadjusted 12-month percent change ¹	Unadjusted 1-month percent change ¹				
	Group code	Item code		Mar. 2022 to Mar. 2023 ^P	Oct. to Nov.	Nov. to Dec. ^P	Dec. to Jan. ^P	Jan. to Feb. ^P
Beets.....	01	130232	79.3	6.6	-27.7	-24.0	8.2	27.6
Cucumbers.....	01	130234	—	24.4	-36.4	0.0	—	—
Artichokes.....	01	130235	59.4	110.7	16.3	23.1	-28.6	-37.9
Sweet potatoes.....	01	1303	-0.9	-7.6	-0.3	-1.3	0.0	0.0
Sweet potatoes.....	01	130301	-0.9	-7.6	-0.3	-1.3	0.0	0.0
Potatoes.....	01	1306	40.8	28.0	3.0	-2.2	-2.2	0.4
Russet potatoes.....	01	130603	55.6	30.1	3.0	-2.4	-2.4	1.3
Round red potatoes.....	01	130604	-4.9	1.2	-1.4	0.6	0.3	-6.4
Round yellow potatoes.....	01	130605	—	0.0	19.7	1.2	—	—
Tree nuts.....	01	19	30.7	0.0	0.0	12.5	0.0	23.6
Tree nuts.....	01	1901	30.7	0.0	0.0	12.5	0.0	23.6
Pecans.....	01	190101	0.0	0.0	0.0	0.0	0.0	0.0
Almonds.....	01	190102	57.9	0.0	0.0	18.6	0.0	33.2
Filberts.....	01	190103	0.0	0.0	0.0	0.0	0.0	0.0
Walnuts.....	01	190104	-27.9	0.0	0.0	0.0	0.0	0.0
Macadamias.....	01	190105	0.0	0.0	0.0	0.0	0.0	0.0
Pistachios.....	01	190106	-15.5	0.0	0.0	0.0	0.0	0.0
Grains.....	01	2	-14.9	-1.0	-2.4	-0.7	4.0	-8.2
Wheat.....	01	21	-28.4	-3.3	-7.2	-3.6	5.9	-9.4
Wheat.....	01	2101	-28.4	-3.3	-7.2	-3.6	5.9	-9.4
Hard red winter wheat.....	01	210101	-27.1	-3.9	-9.2	-6.4	12.1	-10.6
Hard red spring wheat.....	01	210102	-23.2	-0.3	-3.3	0.3	-4.8	-5.0
Soft white wheat.....	01	210103	-32.8	-0.3	-2.5	-2.7	-1.1	-6.7
Soft red winter wheat.....	01	210104	-35.3	-8.4	-9.9	1.0	5.0	-12.5
Hard amber durum wheat.....	01	210105	-31.1	6.8	-4.6	-0.8	-6.1	-2.7
Other grains.....	01	22	-12.1	-0.7	-1.5	-0.1	3.9	-8.3
Barley.....	01	2201	-11.1	2.4	-0.1	-1.1	2.1	0.3
Barley.....	01	220101	-11.1	2.4	-0.1	-1.1	2.1	0.3
Corn.....	01	2202	-12.0	-0.7	-1.4	0.0	3.9	-8.4
Corn.....	01	220205	-12.0	-0.7	-1.4	0.0	3.9	-8.4
Oats.....	01	2203	-42.0	1.6	-3.9	-2.4	-0.2	2.1
Oats.....	01	220311	-42.0	1.6	-3.9	-2.4	-0.2	2.1
Sorghum.....	01	2205	-12.0	-2.3	-3.7	-1.0	3.5	-9.9
Sorghum.....	01	220501	-12.0	-2.3	-3.7	-1.0	3.5	-9.9
Rough rice.....	01	23	20.1	5.4	7.0	-4.0	0.4	0.0
Rough rice.....	01	2301	20.1	5.4	7.0	-4.0	0.4	0.0
Rough rice.....	01	230103	20.1	5.4	7.0	-4.0	0.4	0.0
Long grain rough rice.....	01	2301031	23.6	1.9	3.0	-0.6	2.4	0.0
Medium/short grain rough rice.....	01	2301032	11.4	14.5	16.0	-11.5	-4.3	0.0
Livestock.....	01	3	7.3	1.7	-0.1	-0.9	5.3	4.1
Slaughter cattle.....	01	31	16.3	4.1	1.3	1.8	3.6	3.5
Slaughter steers and heifers.....	01	3101	19.2	4.3	1.9	1.1	1.6	2.5
Slaughter steers and heifers.....	01	310199	19.2	4.3	1.9	1.1	1.6	2.5
Slaughter cows and bulls.....	01	3102	3.9	3.5	-1.7	5.6	14.4	8.1
Slaughter cows and bulls.....	01	310299	3.9	3.5	-1.7	5.6	14.4	8.1
Slaughter vealers.....	01	3103	13.0	0.0	0.0	-0.8	-1.1	-0.3
Slaughter vealers.....	01	310399	13.0	0.0	0.0	-0.8	-1.1	-0.3
Slaughter hogs.....	01	32	-19.2	-5.2	-5.1	-10.6	6.6	2.9
Slaughter barrows and gilts.....	01	3201	-19.0	-5.0	-4.6	-10.3	5.8	2.6
Slaughter barrows and gilts.....	01	320199	-19.0	-5.0	-4.6	-10.3	5.8	2.6
Slaughter sows.....	01	3202	-21.9	-9.6	-20.1	-21.3	43.9	14.1
Slaughter sows.....	01	320299	-21.9	-9.6	-20.1	-21.3	43.9	14.1
Slaughter lambs.....	01	33	-25.7	34.2	-13.2	10.6	18.9	-2.8
Slaughter lambs.....	01	3301	-25.7	34.2	-13.2	10.6	18.9	-2.8
Slaughter lambs.....	01	330199	-25.7	34.2	-13.2	10.6	18.9	-2.8
Feeder and replacement cattle.....	01	34	19.1	3.3	1.7	2.2	6.2	5.7
Feeder and replacement cattle.....	01	3401	19.1	3.3	1.7	2.2	6.2	5.7
Feeder and replacement cattle.....	01	340199	19.1	3.3	1.7	2.2	6.2	5.7
Slaughter poultry.....	01	4	-7.7	1.6	0.4	-1.9	-0.9	5.9
Slaughter chickens.....	01	41	-14.0	2.7	0.0	-2.3	-0.1	7.5
Broilers and other meat type chickens.....	01	4102	-14.0	2.7	0.0	-2.3	-0.1	7.5

See footnotes at end of table.

Table 7. Producer price index percentage changes for commodity and service groupings and individual items, not seasonally adjusted — Continued
 [March 2023]

Title	Commodity code		Unadjusted 12-month percent change ¹	Unadjusted 1-month percent change ¹				
	Group code	Item code		Mar. 2022 to Mar. 2023 ^P	Oct. to Nov.	Nov. to Dec. ^P	Dec. to Jan. ^P	Jan. to Feb. ^P
Slaughter chickens.....	01	410299	-14.0	2.7	0.0	-2.3	-0.1	7.5
Slaughter turkeys.....	01	42	29.1	-2.3	1.4	-0.3	-4.5	-0.9
Slaughter turkeys.....	01	4201	29.1	-2.3	1.4	-0.3	-4.5	-0.9
Slaughter turkeys.....	01	420199	29.1	-2.3	1.4	-0.3	-4.5	-0.9
Slaughter ducks.....	01	43	11.6	2.9	2.9	0.0	0.6	0.0
Slaughter ducks.....	01	4301	11.6	2.9	2.9	0.0	0.6	0.0
Slaughter ducks.....	01	430199	11.6	2.9	2.9	0.0	0.6	0.0
Raw cotton.....	01	5	-31.7	-4.5	-5.1	2.9	-2.4	-5.1
Raw cotton.....	01	51	-31.7	-4.5	-5.1	2.9	-2.4	-5.1
Raw cotton.....	01	5101	-31.7	-4.5	-5.1	2.9	-2.4	-5.1
Raw cotton.....	01	510101	-31.7	-4.5	-5.1	2.9	-2.4	-5.1
Upland cotton.....	01	5101011	-31.7	-4.2	-5.6	3.3	0.0	-5.3
Pima cotton.....	01	5101012	-31.0	-6.9	0.0	0.0	-24.1	-2.4
Raw milk.....	01	6	-23.8	-1.2	-3.5	-6.5	-6.5	-8.6
Raw milk.....	01	61	-23.8	-1.2	-3.5	-6.5	-6.5	-8.6
Raw milk.....	01	6101	-23.8	-1.2	-3.5	-6.5	-6.5	-8.6
Raw milk.....	01	610102	-23.8	-1.2	-3.5	-6.5	-6.5	-8.6
Chicken eggs.....	01	7	143.3	19.6	30.2	-20.1	-36.1	38.0
Chicken eggs.....	01	71	143.3	19.6	30.2	-20.1	-36.1	38.0
Eggs for fresh use.....	01	7107	116.1	26.0	24.5	-12.7	-41.3	33.9
Eggs, jumbo.....	01	710701	93.5	17.1	25.9	-10.9	-41.6	34.2
Eggs, extra large.....	01	710702	117.8	20.6	26.0	-10.8	-42.2	33.3
Eggs, large.....	01	710703	116.3	25.8	26.0	-12.2	-44.4	36.4
Eggs, medium.....	01	710704	119.5	37.1	16.0	-18.3	-24.0	25.8
Eggs, small.....	01	710705	87.1	19.3	18.6	-11.2	-16.7	3.3
Breaker stock and checks and undergrades.....	01	7108	195.8	10.1	39.9	-31.0	-26.3	44.1
Breaker stock.....	01	710801	193.4	11.2	40.3	-31.3	-26.1	44.1
Checks and undergrades.....	01	710802	215.5	2.5	36.8	-28.9	-28.0	43.5
Hay, hayseeds, and oilseeds.....	01	8	-7.7	2.6	4.1	-1.8	4.3	-3.5
Hay and hayseeds.....	01	81	-2.4	-15.0	21.4	-11.0	10.5	-5.0
Hay and hayseeds.....	01	8101	-2.4	-15.0	21.4	-11.0	10.5	-5.0
Alfalfa hay.....	01	810101	0.5	-3.3	5.2	-1.8	16.4	-15.0
All other hay.....	01	810102	-5.5	-29.9	49.5	-21.1	2.4	10.6
Oilseeds.....	01	83	-8.9	6.7	1.0	-0.1	3.2	-3.2
Oilseeds.....	01	8301	-8.9	6.7	1.0	-0.1	3.2	-3.2
Peanuts.....	01	830111	13.8	-0.9	-10.0	41.7	-19.2	-2.3
Cottonseed.....	01	830121	-10.7	-13.0	-7.4	1.7	-2.4	-6.9
Soybeans.....	01	830131	-8.5	8.0	1.8	-1.4	4.5	-3.1
Flaxseed.....	01	830151	-50.0	-2.9	2.9	-4.3	-9.0	-11.5
Sunflower.....	01	830161	-32.4	-5.1	-4.7	-3.9	-6.9	4.6
Canola.....	01	830171	-26.0	8.9	-4.4	-0.1	-1.8	-8.9
Miscellaneous oil crops.....	01	830181	-	0.0	0.0	5.8	0.0	-
Processed foods and feeds.....	02	-	4.5	0.7	-0.8	0.8	-1.0	0.8
Cereal and bakery products.....	02	1	11.1	1.1	-0.1	0.8	0.6	-0.1
Bakery products.....	02	11	10.0	1.4	0.1	0.3	0.5	0.6
Bread (white, wheat, rye, etc.), including frozen.....	02	1102	12.1	0.9	0.5	-0.7	0.0	2.5
Bread (white, wheat, rye, etc.), including frozen.....	02	110201	12.1	0.9	0.5	-0.7	0.0	2.5
White pan bread.....	02	11020111	13.2	0.6	0.4	0.2	0.4	-0.2
White hearth bread (French, Italian, etc.).....	02	11020112	8.6	0.5	0.1	0.0	1.5	0.0
Dark wheat breads (whole wheat, cracked wheat, multigrain, etc.).....	02	11020113	9.4	0.6	1.3	-0.7	-0.9	3.5
Other variety breads (rye, unleavened, raisin, potato, self-rising, salt-free, canned, etc.).....	02	11020114	14.0	2.1	0.6	-2.7	-1.0	8.5
Rolls (bread-type), muffins, bagels, and croissants.....	02	1105	14.3	5.6	-0.8	0.3	1.1	-0.8
Rolls (bread-type), muffins, bagels, and croissants.....	02	110505	14.3	5.6	-0.8	0.3	1.1	-0.8
Rolls, hamburger and wiener.....	02	11050501	11.5	8.4	0.5	-0.3	-0.2	-3.0
All other rolls, bread-type (incl. muffins, bagels, and croissants).....	02	11050502	16.4	2.7	-2.2	0.9	2.3	1.2
Other sweet goods, excluding frozen.....	02	1107	11.9	0.8	-0.1	3.0	0.8	0.4
Other sweet goods, excluding frozen.....	02	110703	11.9	0.8	-0.1	3.0	0.8	0.4
Soft cakes, excluding frozen.....	02	1108	3.0	-0.8	-0.4	0.7	0.6	0.1
Soft cakes, excluding frozen.....	02	110803	3.0	-0.8	-0.4	0.7	0.6	0.1
Cookies, crackers, and related products.....	02	1121	3.7	0.0	0.2	0.0	0.2	0.0

See footnotes at end of table.

Table 7. Producer price index percentage changes for commodity and service groupings and individual items, not seasonally adjusted — Continued
 [March 2023]

Title	Commodity code		Unadjusted 12-month percent change ¹	Unadjusted 1-month percent change ¹				
	Group code	Item code		Mar. 2022 to Mar. 2023 ^P	Oct. to Nov.	Nov. to Dec. ^P	Dec. to Jan. ^P	Jan. to Feb. ^P
Cookies, wafers, and ice cream cones and cups (excluding frozen).....	02	112103	5.7	0.0	0.0	0.0	0.4	0.0
Crackers, biscuits, and related products.....	02	112104	0.8	0.0	0.6	0.0	0.0	0.0
Saltines and all other crackers, cracker meal and crumbs, and biscuits.....	02	1121042	0.8	0.0	0.6	0.0	0.0	0.0
Retail bakery products, excluding retail trade.....	02	1130	13.7	0.0	0.7	1.0	0.8	1.2
Retail bakery products, excluding retail trade.....	02	113001	13.7	0.0	0.7	1.0	0.8	1.2
Flour and flour base mixes and doughs.....	02	12	8.5	0.9	-1.3	0.1	0.2	-1.8
Wheat flour.....	02	1203	-4.3	1.2	-2.9	-0.6	0.8	-5.5
Wheat flour.....	02	120301	-4.3	1.2	-2.9	-0.6	0.8	-5.5
Flour base mixes and doughs.....	02	1204	22.2	0.5	0.3	0.5	-0.1	0.4
Flour base mixes and doughs.....	02	120401	22.2	0.5	0.3	0.5	-0.1	0.4
Prepared flour mixes, including refrigerated and frozen doughs and batters, made in flour mills.....	02	1204011	19.5	0.9	0.5	1.1	-0.1	0.0
Flour mixes, excluding cake mixes, made from purchased flour.....	02	1204013	22.8	0.5	0.3	0.4	-0.2	0.5
Milled rice and byproducts.....	02	13	21.5	0.7	2.0	3.3	0.4	0.6
Head rice.....	02	1301	22.2	0.5	2.2	4.3	0.3	0.1
Head rice.....	02	130106	22.2	0.5	2.2	4.3	0.3	0.1
Head rice not packaged with other ingredients.....	02	1301066	21.8	0.6	0.8	4.8	0.3	0.1
Milled rice (incl second heads, screenings, brewers, bran, sharps, rice flour, and byproducts).....	02	1302	19.7	1.6	1.3	2.1	0.5	1.2
Milled rice (incl second heads, screenings, brewers, bran, sharps, rice flour, and byproducts).....	02	130201	19.7	1.6	1.3	2.1	0.5	1.2
Cereal and pasta products.....	02	14	13.4	0.8	0.2	1.8	1.3	-0.5
Dry macaroni, spaghetti, and egg noodle products, made from purchased flour.....	02	1402	26.2	0.0	0.0	8.9	1.3	0.0
Dry macaroni, spaghetti, and egg noodle products, made from purchased flour.....	02	140203	26.2	0.0	0.0	8.9	1.3	0.0
Dry macaroni, spaghetti, and egg noodle products, made from purchased flour.....	02	14020303	26.2	0.0	0.0	8.9	1.3	0.0
Cereal and mill products, other than flour.....	02	1409	10.6	1.0	0.2	0.2	1.3	-0.6
Manufactured starch, made by wet milling.....	02	140907	20.9	-1.0	0.2	-0.9	17.8	0.0
Wheat mill products, corn mill products, and other grain mill products except flour.....	02	140908	4.6	0.5	0.8	-0.7	-3.3	-1.1
Wheat mill products, except flour.....	02	1409081	36.3	3.9	7.5	-4.1	-4.7	0.9
Corn mill products.....	02	1409082	4.5	0.0	-0.9	1.8	-4.2	-1.4
Other grain mill products.....	02	1409083	-12.3	-1.4	-0.6	-1.0	1.3	-3.6
Breakfast cereal.....	02	140909	11.7	1.7	0.0	1.3	0.0	-0.4
Meats, poultry, and fish.....	02	2	-2.9	0.8	-2.7	1.8	-1.4	3.3
Meats.....	02	21	2.0	0.9	0.6	1.7	-1.6	3.5
Beef and veal products, fresh or frozen.....	02	2101	4.6	2.9	3.8	6.5	-1.7	4.6
Beef, fresh/frozen variety meats, not canned or made into sausage, made in slaughtering plants.....	02	210126	11.0	4.6	-1.3	6.2	-7.6	6.7
Beef, fresh/frozen whole/half carcass, not canned or made into sausage, misp.....	02	210131	13.7	13.7	-11.4	9.6	-0.4	1.0
Beef, fresh/frozen, primal and subprimal cuts, made in slaughtering plants.....	02	210133	4.1	2.1	5.2	6.3	-1.2	4.9
Lamb/mutton, fresh or frozen, not canned or made into sausage, made in slaughtering plants.....	02	2103	48.8	64.1	-0.3	-0.3	0.0	0.5
Lamb/mutton, fresh or frozen, not canned or made into sausage, made in slaughtering plants.....	02	210321	48.8	64.1	-0.3	-0.3	0.0	0.5
Pork products, fresh, frozen, or processed, except sausage.....	02	2104	-2.2	-1.4	-2.8	-0.4	-4.6	3.2
Pork, fresh/frozen, unprocessed, all cuts, except sausage, made in slaughtering plants.....	02	210444	-4.8	0.2	-5.9	3.1	-5.5	1.3
Pork, processed or cured, not canned or made into sausage.....	02	210447	0.6	-3.0	0.5	-4.2	-3.5	5.2
Pork, processed or cured, not canned or made into sausage, made in slaughtering plants.....	02	2104471	16.7	-3.3	1.2	-3.0	-10.1	15.4
Pork, processed or cured, not canned or made into sausage, mfpc.....	02	2104472	-3.8	-3.0	0.3	-4.6	-1.4	2.3
Pork, sweet-pickled, dry-cured, or dry salt, not canned or made into sausage, mfpc.....	02	21044721	-0.4	-0.5	0.0	-0.1	0.1	-0.2
Smoked hams and picnics, excluding canned, made from purchased carcasses.....	02	21044722	17.0	0.4	0.3	-12.5	2.7	15.6
Smoked slab bacon, made from purchased carcasses.....	02	21044723	-19.8	-8.7	-3.0	-1.6	-0.3	-0.5
Smoked sliced bacon, made from purchased carcasses.....	02	21044724	-18.6	-7.6	1.0	-2.0	-3.5	-1.3
Other smoked pork, not canned or made into sausage, made from purchased carcasses.....	02	21044725	1.4	-0.1	-0.7	-1.0	0.0	-4.1
Boiled ham, barbecue pork, and other cooked pork, excluding canned meats and sausage, mfpc.....	02	21044726	8.7	2.2	-0.1	-4.2	-4.4	-3.5
Other meats, fresh, frozen, or canned.....	02	2105	2.9	-0.2	-0.9	-2.0	0.9	2.4
Fresh/processed sausage, deli & cooked meats, etc.....	02	210503	2.7	0.6	-2.0	-1.4	0.2	1.7

See footnotes at end of table.

Table 7. Producer price index percentage changes for commodity and service groupings and individual items, not seasonally adjusted — Continued
 [March 2023]

Title	Commodity code		Unadjusted 12-month percent change ¹	Unadjusted 1-month percent change ¹				
	Group code	Item code		Mar. 2022 to Mar. 2023 ^P	Oct. to Nov.	Nov. to Dec. ^P	Dec. to Jan. ^P	Jan. to Feb. ^P
Fresh and processed sausage, deli, and cooked meats, made in slaughtering plants.....	02	2105031	3.1	2.3	-3.0	0.0	-1.4	-1.3
Fresh and processed sausage, deli, and cooked meats, mfpc.....	02	2105032	1.8	-0.1	-1.6	-1.6	0.4	2.1
Fresh sausage (pork sausage, breakfast links, etc.), excluding canned, mfpc.....	02	21050321	4.2	-0.1	-4.1	-3.0	0.5	6.1
Dry or semidry sausage (salami, cervelat, pepperoni, summer sausage, pork roll, etc), mfpc.....	02	21050322	-0.5	-0.3	-1.3	-1.1	0.3	0.7
Frankfurters, including wieners, excluding canned, made from purchased carcasses.....	02	21050323	1.0	0.1	-0.3	0.6	0.0	-1.5
Other sausage (smoked or cooked) & jellied goods & similar preparations, excluding canned, mfpc.....	02	21050324	2.4	0.3	0.3	-1.7	1.0	1.0
Boxed meat (beef, pork, lamb, etc.), made from purchased carcasses...	02	210504	-0.2	-0.7	0.3	-8.2	3.0	0.4
Canned meats, excluding dog, cat, and baby food.....	02	210579	20.0	0.0	0.1	-0.8	0.3	4.1
Frozen ground meat patties and other processed, frozen, or cooked meats, mfpc.....	02	210586	0.5	-0.8	-0.6	-0.3	0.9	3.5
Processed poultry.....	02	22	-12.4	1.7	-9.8	2.2	-1.3	3.3
Young chickens, including bulk, chilled, frozen, whole, and in parts.....	02	2203	-9.6	-3.4	-3.7	-1.9	2.4	6.9
Young chickens, including bulk, chilled, frozen, whole, and in parts.....	02	220333	-9.6	-3.4	-3.7	-1.9	2.4	6.9
Turkeys, including frozen, whole, and in parts.....	02	2206	5.0	0.0	-0.3	0.0	-2.2	-11.6
Turkeys, including frozen, whole, and in parts.....	02	220611	5.0	0.0	-0.3	0.0	-2.2	-11.6
Canned, cooked, smoked or prepared poultry.....	02	2208	-24.5	11.2	-25.1	12.8	-7.8	7.1
Canned, cooked, smoked or prepared poultry.....	02	220811	-24.5	11.2	-25.1	12.8	-7.8	7.1
Chicken hens and other poultry/small game.....	02	2209	14.4	1.3	7.4	0.2	0.1	0.2
Other poultry/small game (duck, goose, rabbit, etc.).....	02	220911	22.3	2.7	0.1	0.5	0.3	0.2
Unprocessed and prepared seafood.....	02	23	-4.0	-2.1	-2.1	1.4	-0.8	2.0
Unprocessed finfish.....	02	2301	-3.5	-5.2	-8.2	11.8	-12.9	14.7
Haddock.....	02	230101	-14.5	-4.4	-3.1	2.1	-31.1	7.3
Halibut.....	02	230102	-7.3	9.3	-	-	-	38.8
Salmon.....	02	230103	-	-2.1	-	-	-	-
Flounder.....	02	230131	-2.5	-14.4	25.5	16.0	-40.9	75.8
Cod.....	02	230132	5.9	-14.9	52.3	-20.6	-17.6	-6.1
Pollock.....	02	230133	-7.9	-16.2	-1.0	-19.9	16.7	-3.5
Tuna.....	02	230136	-	8.6	-21.7	59.6	-25.8	-
Other finfish.....	02	230199	-6.5	-1.3	-18.2	30.9	-15.4	19.7
Canned seafood (including soups, stews, and chowders).....	02	2304	-	0.0	0.0	-	-	-
Canned seafood (including soups, stews, and chowders).....	02	230429	-	0.0	0.0	-	-	-
Unprocessed shellfish.....	02	2305	-9.8	-3.5	-0.5	0.4	7.5	0.3
Shrimp.....	02	230501	-28.3	-1.4	-1.2	-0.8	-1.0	0.5
Lobsters.....	02	230503	-25.3	-13.1	1.0	1.9	42.5	0.5
Clams.....	02	230504	-4.3	0.0	0.7	0.0	0.0	0.0
Oysters.....	02	230505	23.0	0.0	0.0	0.0	0.0	0.0
Sea scallops.....	02	230506	-13.0	2.3	-2.0	0.3	-8.4	0.0
Mussels.....	02	230507	18.2	9.1	8.3	0.0	0.0	0.0
Prepared fresh and frozen seafood.....	02	2306	0.7	-0.6	-0.6	0.4	-0.9	0.7
Prepared fresh fish/seafood, inc. surimi/surimi-based products.....	02	230601	1.8	-0.3	0.7	-0.2	-0.1	-1.1
Prepared frozen fish.....	02	230602	2.5	1.0	-2.4	1.3	-2.3	-0.3
Prepared frozen shellfish.....	02	230603	-12.6	-1.9	-0.7	-1.3	-1.5	-0.2
Other prepared fresh and frozen seafood.....	02	230604	28.3	-4.3	3.4	0.9	2.2	8.7
Dairy products.....	02	3	-3.9	-0.4	-0.6	-1.8	-2.6	-2.0
Fluid milk products.....	02	31	-0.4	1.4	-1.1	-1.3	-2.3	-2.4
Packaged fluid milk and related products.....	02	3103	-2.2	2.4	-0.8	-0.8	-1.8	-3.9
Fluid whole milk.....	02	310301	-3.6	2.4	-0.8	-0.7	-2.5	-4.6
Reduced fat and lowfat milk (1/2-2).....	02	310302	-1.3	2.6	-0.9	-0.1	-1.3	-3.4
Fat free or skim milk.....	02	310303	-0.7	3.0	-0.2	0.0	0.9	-3.5
Other fluid milk related products, packaged, incl. cartons, bottles, cans, and dispenser cans.....	02	310304	-0.9	1.3	-1.0	-2.3	-2.8	-3.7
Cottage cheese.....	02	3104	2.7	1.1	-1.2	-0.2	0.5	-1.4
Cottage cheese.....	02	310401	2.7	1.1	-1.2	-0.2	0.5	-1.4
Other milk products.....	02	3105	8.9	0.6	-0.2	1.1	-0.3	-0.8
Other milk products.....	02	310501	8.9	0.6	-0.2	1.1	-0.3	-0.8
Yogurt, excluding frozen.....	02	3105011	10.5	0.1	-0.1	0.1	-0.1	-0.1
Other packaged milk products.....	02	3105012	5.4	1.9	-0.4	2.7	-0.5	-1.9
Bulk fluid milk and cream.....	02	3106	-7.1	0.0	-2.5	-6.0	-6.7	-0.9
Bulk fluid milk and cream.....	02	310601	-7.1	0.0	-2.5	-6.0	-6.7	-0.9
Butter.....	02	32	-12.2	-9.1	-3.2	-12.6	-0.2	-2.0
Butter.....	02	3201	-12.2	-9.1	-3.2	-12.6	-0.2	-2.0

See footnotes at end of table.

Table 7. Producer price index percentage changes for commodity and service groupings and individual items, not seasonally adjusted — Continued
 [March 2023]

Title	Commodity code		Unadjusted 12-month percent change ¹	Unadjusted 1-month percent change ¹				
	Group code	Item code		Mar. 2022 to Mar. 2023 ^P	Oct. to Nov.	Nov. to Dec. ^P	Dec. to Jan. ^P	Jan. to Feb. ^P
Butter.....	02	320114	-12.2	-9.1	-3.2	-12.6	-0.2	-2.0
Natural, processed, and imitation cheese.....	02	33	-0.7	-0.6	0.6	-0.8	-3.3	-0.8
Natural cheese, except cottage cheese.....	02	3302	-0.2	-0.5	1.3	-0.7	-3.0	-0.9
Natural cheese, except cottage cheese.....	02	330212	-0.2	-0.5	1.3	-0.7	-3.0	-0.9
Natural cheese, except lowfat, shipped in consumer packages or containers (3 lbs or less).....	02	3302121	4.6	-0.2	0.1	-0.2	-0.6	-0.6
Natural cheese, except lowfat, shipped in packages or containers (more than 3 lbs) or in bulk.....	02	3302122	-3.6	-0.6	2.0	-1.5	-4.9	-0.7
Lowfat natural cheese, except cottage cheese, shipped in consumer packages (3 lbs. or less).....	02	3302123	4.1	0.0	0.0	0.4	-0.2	-0.1
Lowfat natural cheese, except cottage cheese, shipped in packages (more than 3 lbs.) or in bulk.....	02	3302124	-8.8	-1.1	4.2	-0.6	-6.3	-2.4
Processed cheese and related products.....	02	3303	-3.0	-1.1	-1.8	-1.3	-5.1	0.1
Process cheese and related products.....	02	330312	-3.0	-1.1	-1.8	-1.3	-5.1	0.1
Process cheese, shipped in consumer packages or containers (3 lbs. or less).....	02	3303121	-2.5	-2.1	-1.8	-2.8	-3.2	1.5
All other process cheese and related products.....	02	3303122	-3.4	-0.3	-1.8	-0.1	-6.6	-1.0
Process cheese shipped in packages or containers (more than 3 lbs.) or in bulk.....	02	33031221	1.5	6.6	-0.7	-1.4	-2.6	-4.9
Cheese food, spread, and other related products.....	02	33031225	-8.9	-7.6	-3.2	1.3	-10.4	3.2
Cheese substitutes and imitations.....	02	3304	26.0	5.3	0.0	0.0	0.0	-5.5
Cheese substitutes and imitations.....	02	330401	26.0	5.3	0.0	0.0	0.0	-5.5
Raw liquid whey.....	02	3307	-36.3	-14.3	-6.8	-2.5	-9.9	-4.3
Raw liquid whey.....	02	330701	-36.3	-14.3	-6.8	-2.5	-9.9	-4.3
Ice cream and frozen desserts.....	02	34	6.6	0.4	0.0	-0.3	0.2	0.1
Ice cream and frozen desserts.....	02	3402	6.6	0.4	0.0	-0.3	0.2	0.1
Ice cream and frozen desserts.....	02	340201	6.6	0.4	0.0	-0.3	0.2	0.1
Ice cream, excl. lowfat and nonfat (incl. custards), shipped in bulk (containers 3 gal or more).....	02	3402011	3.4	0.0	-0.5	-1.1	-0.1	1.0
Ice cream, incl. custards (excl. lowfat and nonfat) shipped in sizes less than 3 gallons.....	02	3402012	6.7	0.8	0.1	-1.2	0.5	0.0
Ice cream, including custards (excluding lowfat and nonfat), novelty forms.....	02	3402013	9.1	0.2	0.1	0.3	-0.1	0.2
Ice cream, including custards, lowfat and nonfat.....	02	3402014	7.5	0.0	0.0	1.0	0.0	0.0
Frozen desserts containing fats other than butterfat (incl. soy, rice, almond, oats, etc.).....	02	3402016	-	-	-	4.9	-0.1	-0.1
Other frozen desserts (yogurt, sherbet, water ices, mellorine, frozen pudding, gelato, etc.).....	02	3402019	5.2	0.0	0.0	2.4	0.0	-0.2
Dry, condensed, and evaporated milk products.....	02	35	-19.3	-1.3	-1.9	-2.2	-3.1	-4.7
Dry milk products, including feed grade.....	02	3502	-26.2	-1.0	-2.6	-2.4	-3.6	-5.9
Dry milk products, including feed grade.....	02	350201	-26.2	-1.0	-2.6	-2.4	-3.6	-5.9
Liquid milk products.....	02	3503	-5.8	-2.2	-0.7	-2.4	-2.1	-1.4
Consumer-type canned milk products.....	02	350301	3.6	-1.6	-0.1	1.1	-0.3	-0.5
Bulk liquid milk products, including feed grade.....	02	350303	-26.8	-4.7	-3.6	-8.3	-5.5	-3.1
Ice cream mixes and related products.....	02	3505	-0.1	-0.3	-0.9	-0.1	-1.3	-1.3
Ice cream mixes and related products.....	02	350502	-0.1	-0.3	-0.9	-0.1	-1.3	-1.3
Processed fruits and vegetables.....	02	4	18.3	1.7	0.2	1.4	1.1	0.5
Canned fruits and juices.....	02	41	18.0	0.9	0.3	3.8	0.3	2.1
Canned fruits, excluding baby foods.....	02	4101	19.1	0.3	0.1	2.2	0.5	1.8
Canned fruits, excluding baby foods.....	02	410105	19.1	0.3	0.1	2.2	0.5	1.8
Canned and fresh fruit juices, nectars, and concentrates.....	02	4102	17.6	1.2	0.3	4.7	0.1	2.2
Canned and fresh fruit juices, nectars, and concentrates.....	02	410239	17.6	1.2	0.3	4.7	0.1	2.2
Frozen fruits, juices and ades.....	02	42	3.4	4.8	0.0	-0.8	2.9	0.3
Frozen fruits.....	02	4202	-8.5	-1.7	0.0	-1.5	0.2	0.7
Frozen fruits.....	02	420209	-8.5	-1.7	0.0	-1.5	0.2	0.7
Canned vegetables and juices.....	02	44	19.7	2.6	0.4	-0.6	0.7	0.9
Canned vegetables and juices.....	02	4401	19.7	2.6	0.4	-0.6	0.7	0.9
Canned vegetables.....	02	440102	23.9	2.5	0.5	-1.5	1.1	1.9
Canned catsup and other tomato based sauces.....	02	440127	17.9	2.5	0.5	0.0	0.4	0.1
Frozen vegetables.....	02	45	25.6	2.1	0.1	0.9	2.6	0.0
Frozen potato products (French-fried, patties, puffs, etc.).....	02	4502	38.3	3.0	0.0	1.7	4.4	0.2
Frozen potato products (French-fried, patties, puffs, etc.).....	02	450202	38.3	3.0	0.0	1.7	4.4	0.2
Frozen vegetables, other than potato products.....	02	4505	10.6	0.9	0.1	0.0	0.4	-0.3
Frozen vegetables, other than potato products.....	02	450509	10.6	0.9	0.1	0.0	0.4	-0.3
Dried and dehydrated food.....	02	48	12.4	-0.6	0.2	4.4	0.1	-1.7

See footnotes at end of table.

Table 7. Producer price index percentage changes for commodity and service groupings and individual items, not seasonally adjusted — Continued
[March 2023]

Title	Commodity code		Unadjusted 12-month percent change ¹	Unadjusted 1-month percent change ¹				
	Group code	Item code		Mar. 2022 to Mar. 2023 ^P	Oct. to Nov.	Nov. to Dec. ^P	Dec. to Jan. ^P	Jan. to Feb. ^P
Dried and dehydrated food.....	02	4801	12.4	-0.6	0.2	4.4	0.1	-1.7
Dried and dehydrated food.....	02	480101	12.4	-0.6	0.2	4.4	0.1	-1.7
Soup mixes (including dried/dehydrated/freeze-dried) and bouillon....	02	48010101	37.6	-3.1	0.0	5.0	0.0	-5.1
Dried and dehydrated fruits and vegetables, including freeze-dried. . .	02	48010102	11.6	0.7	0.2	2.9	0.1	-0.2
Sugar and confectionery.....	02	5	9.6	-0.4	-0.2	0.2	3.2	0.5
Raw cane sugar and sugar cane mill products and byproducts.....	02	52	17.0	0.3	1.1	3.2	1.3	2.3
Raw cane sugar and sugarcane mill products and byproducts.....	02	5201	17.0	0.3	1.1	3.2	1.3	2.3
Raw cane sugar and sugarcane mill products and byproducts.....	02	520106	17.0	0.3	1.1	3.2	1.3	2.3
Refined sugar products and byproducts.....	02	53	11.3	-0.3	0.8	0.5	2.4	0.6
Refined sugar products and byproducts.....	02	5307	11.3	-0.3	0.8	0.5	2.4	0.6
Refined granulated cane sugar and byproducts.....	02	530701	7.7	1.1	0.8	0.6	1.9	0.4
Beet sugar.....	02	530702	14.7	-1.5	0.7	0.4	3.0	0.8
Confectionery materials.....	02	54	21.0	-3.2	-0.8	2.4	10.1	1.1
Confectionery materials.....	02	5401	21.0	-3.2	-0.8	2.4	10.1	1.1
Corn sweeteners, made by wet milling.....	02	540107	25.0	-5.4	-1.4	3.5	17.2	0.3
Chocolate coatings, made from cacao beans.....	02	540108	—	1.1	0.3	-0.7	-1.7	2.2
Other chocolate and cocoa products, made from cacao beans.....	02	540109	19.6	2.5	0.6	0.8	-1.3	2.7
Confectionery end products.....	02	55	5.7	0.5	-0.3	-0.7	1.7	0.2
Candy and nuts.....	02	5503	5.1	0.6	-0.3	-0.7	0.9	0.2
Chocolate and chocolate-type confectionery products.....	02	550301	9.5	1.3	-0.5	0.1	2.6	0.1
Chocolate/chocolate-type confectionery prods, cacao beans.....	02	5503011	11.5	0.0	0.0	0.0	6.6	0.9
Chocolate/confectionery products, made from purchased chocolate, not retailed.....	02	5503014	9.1	1.5	-0.7	0.1	1.9	-0.1
Nonchocolate-type confectioneries.....	02	550302	10.6	0.9	0.7	0.5	0.7	1.2
Nonchocolate-type confectioneries.....	02	5503023	—	0.8	0.7	—	—	—
Nuts and seeds (salted, roasted, cooked or blanched).....	02	550304	-5.0	-0.6	-1.1	-2.7	-0.9	-0.4
Nuts (salted, roasted, cooked, or blanched), sold in bulk.....	02	5503041	-10.2	-1.2	-2.4	-2.9	-0.7	-0.6
Canned nuts (salted, roasted, cooked, or blanched).....	02	5503042	2.5	0.1	-1.0	-0.7	-3.3	2.2
All other packaged nuts, including all types of seeds (salted, roasted, cooked, or blanched).....	02	5503043	-2.5	-0.7	-0.1	-0.1	-3.0	0.4
Other confectionery-type products.....	02	550305	12.4	0.0	4.0	0.0	0.0	0.8
Beverages and beverage materials.....	02	6	9.1	0.7	-0.3	2.8	-0.1	0.0
Alcoholic beverages.....	02	61	4.3	1.1	0.2	0.3	0.3	0.1
Malt beverages.....	02	6101	3.6	0.1	-0.3	0.6	0.3	-0.2
Bottled beer and ale.....	02	610101	3.2	-0.3	-0.1	1.2	-0.1	-0.4
Canned beer and ale.....	02	610103	4.3	0.5	-0.5	0.5	0.4	-0.3
Beer and ale in barrels and kegs.....	02	610105	1.7	0.1	-0.1	0.4	0.4	-0.1
All other malt beverages and brewing products.....	02	610108	4.4	0.0	0.0	0.5	0.1	0.2
Distilled and bottled liquor, excluding brandy.....	02	6102	1.8	-0.3	1.8	0.0	0.1	0.0
Distilled liquor, excluding brandy.....	02	610202	2.6	0.0	3.9	0.0	0.3	0.0
Distilled whiskey, all other distilled liquor, excluding brandy.....	02	6102022	2.8	0.2	0.0	0.0	0.3	0.0
Bottled liquor, excluding brandy.....	02	610204	1.0	-0.5	0.0	0.0	0.0	0.0
Bottled whiskey.....	02	6102041	-1.8	0.0	0.0	0.0	0.0	0.0
Bottled gin, vodka, rum, cordials, cocktails, and similar compounds...	02	6102042	3.2	-1.1	0.0	0.0	0.0	0.0
Wines, brandy, and brandy spirits.....	02	6104	7.8	4.0	0.0	0.1	0.3	0.5
Wines, brandy, and brandy spirits.....	02	610441	7.8	4.0	0.0	0.1	0.3	0.5
Wines, white, red & rose grape, and other fruit, 14 percent or less alcohol.....	02	6104411	3.5	0.0	0.0	0.0	0.3	0.5
Wines, white grape, 14 percent or less alcohol content.....	02	61044111	5.8	0.0	0.0	-0.2	0.5	0.7
Wines, red grape, 14 percent or less alcohol content.....	02	61044112	1.2	0.0	0.0	0.2	0.1	0.4
Wines, rose grape & other fruits & berries, 14 percent or less alcohol.....	02	61044113	3.8	0.0	0.0	0.4	-0.4	0.1
Wines, dessert, effervescent, and wine coolers.....	02	6104412	5.1	1.1	0.0	1.8	0.0	0.9
Other wines, brandy, and brandy spirits.....	02	6104413	23.3	18.5	0.0	0.4	0.6	-0.4
Soft drinks.....	02	62	14.2	0.3	-1.2	6.4	-0.8	0.0
Soft drinks, non-carbonated and bottled water.....	02	6206	13.0	0.2	-2.9	10.1	-3.8	0.3
Bottled water, non-carb, processed or pasteurized.....	02	620608	14.8	0.2	1.2	1.0	0.6	1.4
Soft drinks, non-carbonated.....	02	620609	12.5	0.2	-4.9	15.3	-6.0	-0.2
Soft drinks, non-carbonated, all other types.....	02	6206093	12.1	0.8	0.0	4.9	0.3	-0.2
Soft drinks, non-carbonated, fruit drinks, cocktails, ades.....	02	6206094	11.6	-0.3	-9.2	21.3	-9.3	-0.2
Soft drinks, bottle/can, carbonated, all types.....	02	6210	15.2	0.4	0.1	3.8	1.6	-0.3
Soft drinks, bottle/can, carbonated, all types.....	02	621001	15.2	0.4	0.1	3.8	1.6	-0.3
Packaged beverage materials.....	02	63	8.3	0.6	0.3	0.0	0.5	0.0
Coffee (whole bean, ground, & instant).....	02	6301	8.2	0.7	0.4	-0.2	0.0	0.0

See footnotes at end of table.

Table 7. Producer price index percentage changes for commodity and service groupings and individual items, not seasonally adjusted — Continued
 [March 2023]

Title	Commodity code		Unadjusted 12-month percent change ¹	Unadjusted 1-month percent change ¹				
	Group code	Item code		Mar. 2022 to Mar. 2023 ^P	Oct. to Nov.	Nov. to Dec. ^P	Dec. to Jan. ^P	Jan. to Feb. ^P
Coffee, concentrated, including coffee substitutes.....	02	630103	1.0	0.0	0.0	0.0	0.0	0.0
Roasted coffee.....	02	630104	8.8	0.7	0.4	-0.2	0.0	0.0
Tea in consumer packages, exc. canned ice tea.....	02	6303	10.5	0.2	-0.3	1.4	5.3	0.0
Tea in consumer packages, exc. canned ice tea.....	02	630313	10.5	0.2	-0.3	1.4	5.3	0.0
Other beverage materials.....	02	64	13.5	0.0	0.3	2.5	0.9	0.0
Other beverage materials.....	02	6401	13.5	0.0	0.3	2.5	0.9	0.0
Malt and malt byproducts.....	02	640101	16.9	-0.1	0.1	0.6	6.9	0.1
Liquid beverage bases, excluding use by soft drink bottlers.....	02	640109	4.3	0.0	1.8	0.3	0.0	0.0
Fats and oils.....	02	7	-12.3	2.5	-3.4	0.2	-5.9	-4.0
Shortening, cooking oil, and margarine.....	02	78	-10.1	2.8	-4.1	-2.2	-2.0	-1.4
Shortening, cooking oil, and margarine.....	02	7801	-10.1	2.8	-4.1	-2.2	-2.0	-1.4
Margarine, butter blends, and butter substitutes.....	02	780109	-	-0.4	-0.3	1.1	-0.7	-
Shortening and cooking oils.....	02	780115	-13.6	3.2	-4.5	-2.9	-2.2	-1.6
Other oilseed processing.....	02	7A	-9.3	-0.4	-0.9	0.8	-9.2	-5.5
Other oilseed processing.....	02	7A01	-9.3	-0.4	-0.9	0.8	-9.2	-5.5
Cotton linters.....	02	7A0104	38.8	0.1	0.4	-0.1	-0.9	-0.2
Cottonseed cake, meal, hulls, and other byproducts.....	02	7A0105	18.2	-0.3	-4.7	0.4	-2.0	-0.8
Cottonseed cake and meal.....	02	7A01051	25.7	-0.8	-7.0	0.7	-1.4	-0.4
Other crude and refined vegetable oils and other vegetable mill products.....	02	7A0106	0.1	-1.5	0.3	-0.5	0.4	0.1
Other crude vegetable oils, including linseed, peanut, sunflower, safflower, etc.....	02	7A01061	-3.3	-0.9	0.7	-1.1	-0.7	-1.6
Other vegetable oil mill products, including all oil seed cake and meal.....	02	7A01063	6.9	-2.7	-1.0	0.1	1.5	2.1
Corn oil, crude and refined.....	02	7B	-13.2	4.2	-2.9	5.6	-6.6	-7.6
Corn oil, made by wet milling.....	02	7B01	-13.2	4.2	-2.9	5.6	-6.6	-7.6
Corn oil, made by wet milling.....	02	7B0101	-13.2	4.2	-2.9	5.6	-6.6	-7.6
Miscellaneous processed foods.....	02	8	14.2	0.8	1.1	-0.1	-2.3	1.2
Canned jams, jellies, and preserves.....	02	81	10.3	0.0	-0.1	1.6	0.1	0.0
Canned jams, jellies, and preserves.....	02	8101	10.3	0.0	-0.1	1.6	0.1	0.0
Canned jams, jellies, and preserves.....	02	810102	10.3	0.0	-0.1	1.6	0.1	0.0
Pickles and other pickled products, including horseradish.....	02	82	14.0	0.6	0.0	0.0	0.2	0.0
Pickles and other pickled products.....	02	8201	14.0	0.6	0.0	0.0	0.2	0.0
Pickles and other pickled products, including horseradish.....	02	820106	14.0	0.6	0.0	0.0	0.2	0.0
Specialty canning.....	02	84	24.3	0.3	0.2	1.1	0.1	1.1
Specialty canning.....	02	8401	24.3	0.3	0.2	1.1	0.1	1.1
Canned dry beans.....	02	840102	24.7	1.5	1.1	0.1	0.0	9.4
Canned soups and stews, excluding frozen and seafood.....	02	840104	26.4	0.2	0.0	0.0	0.2	0.1
Canned baby foods and other canned specialties/nationality foods.....	02	840105	17.9	-0.4	0.1	4.6	0.0	0.0
Frozen specialty food.....	02	85	12.2	0.5	0.5	0.8	0.0	2.0
Frozen specialty food.....	02	8501	12.2	0.5	0.5	0.8	0.0	2.0
Frozen cakes, pies, and other pastries.....	02	850109	12.8	-0.8	0.8	2.2	-0.3	5.6
Frozen dinners (beef, pork, and poultry pies) and nationality foods, incl. frozen pizza.....	02	850111	13.2	1.1	0.5	0.5	0.1	0.4
Other frozen specialties, incl. all whipped topping, waffles, soups, etc., excluding seafood.....	02	850113	7.9	0.1	0.1	-0.3	0.3	2.8
Prepared sauces, except tomato.....	02	86	9.8	0.5	0.0	0.0	0.3	0.0
Prepared sauces, excluding tomato-based sauces and sauces comprised of 20 percent or more meat.....	02	8601	9.8	0.5	0.0	0.0	0.3	0.0
Prepared sauces, excluding tomato-based sauces and sauces comprised of 20 percent or more meat.....	02	860103	9.8	0.5	0.0	0.0	0.3	0.0
Other miscellaneous processed foods.....	02	89	8.9	1.3	0.5	-0.1	-1.2	0.4
Other miscellaneous processed foods.....	02	8901	8.9	1.3	0.5	-0.1	-1.2	0.4
Mayonnaise, salad dressings, and sandwich spreads.....	02	890102	10.1	0.0	0.2	0.1	-0.1	1.7
Dry mix food preparations.....	02	890148	6.9	0.0	0.6	0.0	0.2	0.0
Perishable non-frozen prepared food, including tortillas.....	02	890149	5.5	5.3	1.4	-3.0	-7.1	-1.4
Perishable prepared foods.....	02	8901492	3.4	6.1	2.1	-3.5	-8.6	-2.1
Flavoring extracts, emulsions, liquid flavors, and food colorings.....	02	890151	4.0	0.0	0.0	0.0	2.4	0.0
Other flavoring agents, except chocolate syrup.....	02	890154	11.8	-1.0	0.3	4.4	0.0	-0.1
Soft drink flavoring syrup, sold in bulk.....	02	89015411	7.3	0.0	0.0	7.2	0.0	0.0
Other flavoring agents (except chocolate syrups).....	02	89015412	7.3	0.0	0.0	3.2	0.1	-0.2
Table salt (evaporated), pepper (white and black), and other spices.....	02	890156	0.6	0.0	-0.3	0.5	-0.1	0.0
Pepper and other spices in commercial sizes (1 lb or more).....	02	8901566	0.1	-0.1	0.1	-0.2	-0.4	0.0

See footnotes at end of table.

Table 7. Producer price index percentage changes for commodity and service groupings and individual items, not seasonally adjusted — Continued
 [March 2023]

Title	Commodity code		Unadjusted 12-month percent change ¹	Unadjusted 1-month percent change ¹				
	Group code	Item code		Mar. 2022 to Mar. 2023 ^P	Oct. to Nov.	Nov. to Dec. ^P	Dec. to Jan. ^P	Jan. to Feb. ^P
Peanut butter.....	02	890158	7.5	0.2	-1.2	0.5	1.2	0.3
Ice.....	02	890161	19.9	1.1	5.3	0.0	1.8	1.0
Dairy product substitutes.....	02	890162	9.3	1.0	2.6	1.0	0.0	0.0
Dry, condensed, and evaporated dairy product substitutes.....	02	8901621	8.3	—	—	—	-0.1	0.0
Liquid dairy product substitutes.....	02	8901622	10.1	-1.8	6.2	1.9	0.0	0.0
Chips (potato, corn, etc.).....	02	890172	16.7	1.5	0.0	0.1	1.4	2.2
Potato chips and sticks, plain and flavored.....	02	8901721	13.6	1.7	0.0	0.0	1.8	0.3
Corn chips and related products.....	02	8901722	22.9	2.7	0.0	0.0	0.0	4.6
Other chips, sticks (hard pretzels, bacon rinds, popcorn (except candied), etc.).....	02	8901723	13.1	-0.5	0.0	0.4	2.5	1.7
Vinegar and cider.....	02	890174	3.3	0.0	0.0	0.0	0.0	0.0
Other food preparations.....	02	890175	4.1	—	—	—	0.0	0.0
Prepared animal feeds.....	02	9	5.3	0.7	-0.3	0.3	-0.4	0.8
Soybean cake, meal, and other byproducts.....	02	92	4.7	1.4	-0.1	2.3	2.3	-0.5
Soybean cake, meal, and byproducts.....	02	9201	4.7	1.4	-0.1	2.3	2.3	-0.5
Soybean cake, meal, and byproducts.....	02	920112	4.7	1.4	-0.1	2.3	2.3	-0.5
Soybean cake and meal.....	02	9201121	3.9	-1.4	1.3	2.2	3.4	0.4
Other soybean products, including isolates and concentrates.....	02	9201122	21.2	30.7	-11.4	2.5	-4.5	-6.7
Formula feeds.....	02	93	1.1	-0.4	-0.5	0.1	0.4	-1.0
Formula feeds.....	02	9301	1.1	-0.4	-0.5	0.1	0.4	-1.0
Chicken and turkey feed, supplements, concentrates, and premixes.....	02	930102	5.3	-0.8	-0.4	0.3	1.3	-0.5
Dairy cattle feed, supplements, concentrates, and premixes.....	02	930110	5.8	0.2	1.9	0.6	-1.4	-3.1
Swine feed, supplements, concentrates, and premixes.....	02	930115	-19.6	-1.1	-3.4	0.4	0.5	0.2
Beef cattle feed, supplements, concentrates, and premixes.....	02	930117	1.1	0.0	-2.8	-0.9	0.4	-1.4
Poultry, exc. chicken and turkey, and livestock, exc. cattle and swine, feed.....	02	930118	5.2	0.2	0.2	-0.5	-0.2	-0.3
Miscellaneous feedstuffs.....	02	94	9.0	1.2	-0.3	-0.2	-1.7	2.3
Pet food.....	02	9402	18.1	1.3	0.1	0.2	0.1	5.6
Dog and cat food.....	02	940202	18.9	1.5	0.0	0.2	0.0	6.1
Dog food.....	02	9402021	18.0	1.2	0.1	0.2	0.1	4.7
Canned dog food.....	02	94020211	28.7	0.1	0.0	0.0	0.1	5.9
Dry and semi moist dog food.....	02	94020214	14.0	1.7	0.1	0.3	0.1	4.4
Cat food.....	02	9402022	21.0	2.4	0.0	0.1	0.0	9.8
Canned cat food.....	02	94020224	16.4	0.0	0.0	0.0	0.0	5.5
Dry and semi moist cat food.....	02	94020225	21.9	6.7	0.0	0.1	0.0	11.0
Pet (excluding dog and cat), laboratory, and fur animal feed.....	02	940203	8.5	-0.4	0.5	0.2	0.8	-2.0
Miscellaneous feedstuffs other than pet food.....	02	9403	-0.9	1.1	-0.8	-0.5	-3.3	-0.9
Meat meal and meat and bone meal.....	02	940301	1.3	3.1	4.4	2.0	0.1	3.3
Wet process corn byproducts.....	02	940317	16.7	1.6	-0.2	-0.1	3.6	4.1
Other animal feeds, including fertilizer byproducts and feather.....	02	940325	7.1	-2.4	0.8	-1.4	3.4	2.0
Animal and marine feed and fertilizer byproducts, except meat and bone meal.....	02	9403252	13.2	-5.1	2.8	-2.9	7.5	7.1
Other prepared animal feeds, including feeding materials and adjuncts.....	02	9403253	3.2	0.0	-0.9	-0.3	0.7	-1.5
Miscellaneous byproducts of slaughtering plants.....	02	940333	-11.6	2.6	-3.8	-1.2	-9.1	-4.7
Distillers' dried grains (dark and light) and dried solubles.....	02	940334	—	—	—	1.8	0.0	0.0
Textile products and apparel.....	03	—	4.8	-0.1	-0.7	0.0	0.0	0.2
Synthetic fibers.....	03	1	8.2	-0.2	-1.2	2.0	0.1	-0.1
Unprocessed filament yarns.....	03	15	8.2	-0.2	-1.2	2.0	0.1	-0.1
Noncellulosic and cellulosic organic fibers.....	03	1504	—	-0.2	-1.2	2.0	0.1	-0.1
Noncellulosic fibers.....	03	150401	9.0	-0.2	-1.2	2.4	0.1	0.1
Noncellulosic organic fibers.....	03	1504014	6.6	-0.2	-1.6	-0.5	0.2	0.1
Polyester manufactured fibers.....	03	15040147	14.5	-0.8	-3.2	-1.3	0.4	-1.0
Other noncellulosic organic fibers, incl. polyamide, polyolefin, and producer-textured.....	03	15040149	4.8	0.0	-1.0	0.0	0.1	0.8
Processed yarns and threads.....	03	2	-4.9	-1.5	-2.9	-3.1	-0.2	-0.2
Yarns.....	03	26	-5.0	-1.5	-3.0	-3.1	-0.2	-0.2
Spun cotton yarns.....	03	2601	-10.7	-2.4	-5.3	-5.3	-1.3	0.0
Spun cotton yarns.....	03	260115	—	-2.4	-5.3	-5.3	-1.3	0.0
Spun synthetic yarns.....	03	2603	-19.4	-2.5	-7.1	-2.6	-0.5	0.0
Spun synthetic yarns.....	03	260304	-19.4	-2.5	-7.1	-2.6	-0.5	0.0
Rayon, acetate, and lyocell spun yarns.....	03	2603041	—	-4.8	0.0	—	—	—
Textured and twisted yarns.....	03	2604	4.7	-0.6	0.2	-1.7	0.7	-0.5
Textured and twisted yarns.....	03	260405	—	-0.6	0.2	-1.7	0.7	-0.5

See footnotes at end of table.

Table 7. Producer price index percentage changes for commodity and service groupings and individual items, not seasonally adjusted — Continued
 [March 2023]

Title	Commodity code		Unadjusted 12-month percent change ¹	Unadjusted 1-month percent change ¹				
	Group code	Item code		Mar. 2022 to Mar. 2023 ^P	Oct. to Nov.	Nov. to Dec. ^P	Dec. to Jan. ^P	Jan. to Feb. ^P
Other spun noncellulosic and natural fiber (excluding cotton and wool) yarns.....	03	2607	-4.8	-1.0	-2.8	-4.1	-1.1	0.0
Other spun noncellulosic and natural fiber (excluding cotton and wool) yarns.....	03	260701	-4.8	-1.0	-2.8	-4.1	-1.1	0.0
Greige fabrics.....	03	3	4.3	-1.2	-0.1	-0.3	-1.3	1.1
Greige broadwoven fabrics.....	03	37	7.1	-0.3	-0.1	0.1	-0.6	1.7
Greige manmade, silk, and other natural fiber (exc cotton/wool) broadwoven fabrics.....	03	3703	5.5	-0.1	0.2	0.7	-0.3	0.3
Greige manmade, silk, and other natural fiber (exc cotton/wool) broadwoven fabrics.....	03	370304	5.5	-0.1	0.2	0.7	-0.3	0.3
Greige knit fabrics.....	03	38	7.5	-0.3	0.0	0.1	-0.2	0.1
Weft (circular) knit fabrics, greige goods (excluding hosiery).....	03	3803	3.8	0.0	0.0	0.0	0.0	0.0
Weft (circular) knit fabrics, greige goods (excluding hosiery).....	03	380301	3.8	0.0	0.0	0.0	0.0	0.0
Warp knit fabrics, greige goods (excluding hosiery).....	03	3804	13.4	-0.7	0.0	0.2	-0.3	0.2
Warp knit fabrics, greige goods (excluding hosiery).....	03	380401	13.4	-0.7	0.0	0.2	-0.3	0.2
Tire cord and tire fabric.....	03	39	-3.9	-3.5	0.0	-1.8	-3.9	0.0
Tire cord and tire fabrics.....	03	3901	-3.9	-3.5	0.0	-1.8	-3.9	0.0
Tire cord and tire fabrics.....	03	390101	-3.9	-3.5	0.0	-1.8	-3.9	0.0
Finished fabrics.....	03	4	5.4	0.4	-0.5	0.1	0.5	0.4
Finished broadwoven fabrics.....	03	42	-3.2	0.4	-2.6	-1.8	0.5	0.3
Finished cotton broadwoven fabrics.....	03	4201	17.7	2.2	1.8	2.6	1.6	0.2
Finished cotton broadwoven fabrics.....	03	420104	17.7	2.2	1.8	2.6	1.6	0.2
Finished manmade, silk, and other natural fiber (exc. cotton and wool) broadwoven fabrics.....	03	4203	-10.3	-0.2	-4.2	-4.1	-0.1	0.4
Finished manmade, silk, and other natural fiber (exc. cotton and wool) broadwoven fabrics.....	03	420306	-10.3	-0.2	-4.2	-4.1	-0.1	0.4
Finished manmade, silk, & natural fiber (exc cotton/wool) broadwoven, finished in weaving mills.....	03	4203061	3.0	0.1	0.2	0.1	-0.1	0.1
Finished manmade fiber, silk and other natural fiber broadwoven fabrics, finishing mill.....	03	4203062	-16.6	-0.3	-6.5	-6.4	0.0	0.6
Woven and braided narrow fabrics.....	03	44	10.2	-0.1	0.7	1.3	-0.3	-0.1
Woven and braided narrow fabrics.....	03	4402	10.2	-0.1	0.7	1.3	-0.3	-0.1
Woven narrow fabrics (12 inches or less in width).....	03	440204	7.9	-0.1	1.2	1.6	0.0	0.0
Braided narrow fabrics (12 inches or less in width).....	03	440205	11.5	0.0	0.0	-0.4	-1.9	-0.5
Nonwoven fabrics and felts.....	03	45	6.9	0.0	-0.2	0.3	0.8	0.7
Nonwoven fabrics and felts.....	03	4503	6.9	0.0	-0.2	0.3	0.8	0.7
Nonwoven fabrics.....	03	450321	6.7	0.0	-0.1	0.3	0.7	0.6
Pressed, punched, or needled felts, excluding hats.....	03	450333	11.3	1.4	-0.6	-0.3	1.2	2.8
Coated fabrics, not rubberized.....	03	46	8.6	0.2	-0.3	0.9	1.4	0.7
Coated fabrics, not rubberized.....	03	4601	8.6	0.2	-0.3	0.9	1.4	0.7
Vinyl coated fabrics, including expanded vinyl coated.....	03	460102	5.7	-0.4	0.0	0.2	-0.4	0.0
Coated or laminated fabrics and coated yarns, incl. impregnated fabrics.....	03	460103	9.8	0.4	-0.4	1.1	2.1	1.0
Screen printed textile materials, embroideries, and lace goods.....	03	47	6.6	1.1	0.0	0.3	0.0	0.0
Screen printed textile and apparel materials and embroideries.....	03	4701	6.6	1.1	0.0	0.3	0.0	0.0
Embroideries (excluding Schiffli machine products) and embroidery contractors.....	03	470103	3.2	0.5	0.0	0.6	0.1	0.0
Screen printing on garments, apparel accessories, and other fabric articles, excluding labels.....	03	470108	7.6	1.2	0.0	0.2	0.0	0.0
Knit fabrics, finished in knitting mills.....	03	48	12.4	0.0	0.7	1.1	0.1	0.7
Weft (circular) knit fabrics, knit and finished in the same establishment (excluding hosiery).....	03	4801	8.6	0.0	0.0	0.0	-0.1	0.0
Weft (circular) knit fabrics, knit and finished in the same establishment (excluding hosiery).....	03	480101	8.6	0.0	0.0	0.0	-0.1	0.0
Warp knit goods, knit and finished in the same establishment.....	03	4802	16.8	0.0	1.3	2.5	0.3	1.4
Warp knit goods, knit and finished in the same establishment.....	03	480201	16.8	0.0	1.3	2.5	0.3	1.4
Warp knit fabrics, knit and finished in same establishment.....	03	4802011	16.4	0.0	1.3	2.5	0.3	1.5
Apparel & other fabricated textile prods.....	03	8	5.7	0.4	0.1	0.7	0.2	0.2
Apparel.....	03	81	2.8	0.1	0.0	0.5	0.1	0.0
Miscellaneous apparel and accessories.....	03	8104	5.7	0.1	0.0	1.7	0.1	0.0
Men's and boys' fabric, straw, and felt hats, made from purchased materials.....	03	810414	7.5	0.0	0.0	0.0	0.0	0.0
Hat bodies and fabric caps, made from purchased materials.....	03	810416	5.0	0.0	0.0	3.1	0.0	0.0
Gloves and mittens, made from purchased materials.....	03	810424	6.6	0.0	0.0	1.9	0.0	0.0
Leather and sheep-lined apparel, made from purchased materials.....	03	810428	8.4	1.7	0.0	1.6	0.0	0.7

See footnotes at end of table.

Table 7. Producer price index percentage changes for commodity and service groupings and individual items, not seasonally adjusted — Continued
 [March 2023]

Title	Commodity code		Unadjusted 12-month percent change ¹	Unadjusted 1-month percent change ¹				
	Group code	Item code		Mar. 2022 to Mar. 2023 ^P	Oct. to Nov.	Nov. to Dec. ^P	Dec. to Jan. ^P	Jan. to Feb. ^P
Apparel and accessories, n.e.c.....	03	810441	5.9	0.0	0.1	2.1	0.1	0.0
Fabricated apparel accessories.....	03	8104412	12.3	0.0	0.2	0.0	0.0	0.0
All other apparel accessories, made from purchased materials.....	03	81044125	12.5	0.0	0.3	0.0	0.0	0.0
Women's, girls', and infants' cut and sew apparel.....	03	8106	0.5	0.0	0.0	0.0	0.1	0.0
Women's and girls' blouses and shirts, made from purchased fabrics....	03	810603	—	—	—	0.0	0.0	0.0
Women's and girls' dresses, made from purchased fabrics.....	03	810611	0.0	0.0	0.0	0.0	0.0	0.0
Women's and girls' lingerie and nightwear, made from purchased fabrics.....	03	810647	—	—	—	—	0.0	0.0
Women's and girls' other outerwear, made from purchased fabrics.....	03	810661	—	—	—	0.0	0.1	0.0
Men's and boys' cut and sew apparel.....	03	8107	4.4	0.5	0.0	0.1	0.2	0.2
Men's and boys' pants, except work pants, made from purchased fabrics.....	03	810703	—	—	—	0.0	0.0	0.0
Men's and boys' work clothing, made from purchased fabrics.....	03	810713	—	—	—	0.0	0.8	0.0
Men's and boys' shirts, except work shirts, made from purchased fabrics.....	03	810723	—	—	—	0.0	0.0	0.0
Men's and boys' suits, coats, and overcoats, made from purchased fabrics.....	03	810735	8.0	0.0	0.0	0.0	0.0	0.4
Men's and boys' other outerwear, made from purchased fabrics.....	03	810744	—	—	—	1.0	0.2	0.0
Men's and boys' nightwear, robes, and underwear, made from purchased fabrics.....	03	810761	0.0	0.0	0.0	0.0	0.0	0.0
Apparel made in knitting mills.....	03	8108	2.0	0.0	0.0	-0.1	0.0	0.0
Knit outerwear, underwear, and nightwear, made in knitting mills.....	03	810808	—	0.0	0.0	0.0	—	—
Hosiery and socks.....	03	810831	2.0	0.0	0.0	-0.2	0.0	0.0
Textile house furnishings.....	03	82	4.9	0.0	0.0	0.1	0.0	0.2
Textile house furnishings.....	03	8203	4.9	0.0	0.0	0.1	0.0	0.2
Curtains and draperies, made from purchased materials.....	03	820304	9.0	0.0	0.0	0.0	0.0	0.0
Other textiles, including towels and bed textiles.....	03	820312	3.8	0.0	0.0	0.1	0.0	0.2
Fabricated textile products, made in weaving mills.....	03	8203121	-4.5	0.0	0.0	0.9	0.0	-0.8
Other household textile products.....	03	8203122	4.2	0.0	0.0	0.0	-0.1	0.3
Bedspreads, made from purchased materials.....	03	82031221	5.5	0.0	0.0	0.0	0.0	0.0
Sheets and pillowcases, made from purchased materials.....	03	82031223	7.0	0.0	0.0	0.0	0.0	0.0
Other household furnishings, made from purchased materials.....	03	82031226	3.7	0.0	0.0	0.0	-0.1	0.4
Industrial and other fabricated products.....	03	83	8.9	0.9	0.2	1.1	0.3	0.2
Industrial and other fabricated products.....	03	8303	8.9	0.9	0.2	1.1	0.3	0.2
Rope, cordage, and twine.....	03	830321	5.4	-0.2	-0.6	4.7	-0.2	0.3
All other textile bags.....	03	830334	4.7	0.2	-0.1	5.0	-0.3	0.0
Canvas and related products.....	03	830345	5.1	0.0	0.4	0.0	0.0	0.0
All other fabricated textile products, excluding trimming and findings....	03	830351	13.2	1.9	0.4	1.2	0.8	0.2
All other miscellaneous fabricated textile products.....	03	8303516	14.9	2.7	0.6	1.8	1.2	0.2
Trimming and findings, excluding automobile and apparel.....	03	830361	10.0	0.0	-6.5	7.0	0.0	7.9
Miscellaneous textile products/services.....	03	9	10.8	-0.3	-0.2	-3.4	-2.5	0.3
Miscellaneous textile products/services.....	03	94	10.8	-0.3	-0.2	-3.4	-2.5	0.3
Miscellaneous textile products/services.....	03	9401	10.8	-0.3	-0.2	-3.4	-2.5	0.3
Textile and fabric finishing, except broadwoven.....	03	940103	5.8	-0.3	-0.6	-4.0	-6.2	0.3
Hides, skins, leather, and related products.....	04	—	1.3	-1.7	-0.2	0.9	0.1	0.3
Hides and skins, incl. cattle.....	04	1	-11.6	-7.8	0.0	-0.8	-0.1	0.9
Hides and skins, incl. cattle.....	04	19	-11.6	-7.8	0.0	-0.8	-0.1	0.9
Hides, skins, and pelts, made in slaughtering plants.....	04	1901	-11.6	-7.8	0.0	-0.8	-0.1	0.9
Hides, skins, and pelts, made in slaughtering plants.....	04	190108	-11.6	-7.8	0.0	-0.8	-0.1	0.9
Leather.....	04	2	-3.2	-1.0	-1.2	1.2	-0.8	1.2
Finished and unfinished leather.....	04	27	-3.2	-1.0	-1.2	1.2	-0.8	1.2
Finished and unfinished leather.....	04	2701	-3.2	-1.0	-1.2	1.2	-0.8	1.2
Finished and unfinished leather.....	04	270102	-3.2	-1.0	-1.2	1.2	-0.8	1.2
Footwear.....	04	3	10.3	0.3	0.0	0.0	0.9	-0.3
Men's nonathletic footwear.....	04	31	13.7	0.4	0.0	0.0	1.5	-0.5
Men's footwear (size 6 and larger), excluding athletic.....	04	3105	13.7	0.4	0.0	0.0	1.5	-0.5
Men's footwear (size 6 and larger), excluding athletic.....	04	310501	13.7	0.4	0.0	0.0	1.5	-0.5
Women's nonathletic footwear.....	04	32	3.5	0.1	0.0	0.0	0.0	0.0
Women's footwear (size 4 and larger), excluding athletic.....	04	3205	3.5	0.1	0.0	0.0	0.0	0.0
Women's footwear (size 4 and larger), excluding athletic.....	04	320501	3.5	0.1	0.0	0.0	0.0	0.0
Other footwear including slippers.....	04	39	—	0.0	0.0	0.0	0.0	0.0
Other footwear, excluding rubber and plastic soled footwear.....	04	3901	—	0.0	0.0	0.0	0.0	0.0

See footnotes at end of table.

Table 7. Producer price index percentage changes for commodity and service groupings and individual items, not seasonally adjusted — Continued
 [March 2023]

Title	Commodity code		Unadjusted 12-month percent change ¹	Unadjusted 1-month percent change ¹				
	Group code	Item code		Mar. 2022 to Mar. 2023 ^P	Oct. to Nov.	Nov. to Dec. ^P	Dec. to Jan. ^P	Jan. to Feb. ^P
Other footwear, excluding rubber and plastic soled footwear.....	04	390104	—	0.0	0.0	0.0	0.0	0.0
Other leather and related products.....	04	4	4.5	0.1	0.1	2.5	0.0	0.0
Luggage and small leather goods.....	04	41	3.1	0.0	0.0	2.6	0.0	0.1
Luggage and small leather goods.....	04	4101	3.1	0.0	0.0	2.6	0.0	0.1
Luggage (including suitcases, travel bags, backpacks, and other types).....	04	410112	5.6	0.0	0.0	5.2	0.0	0.0
Women's and children's handbags and purses.....	04	410128	0.4	0.0	0.0	0.0	0.1	0.1
Personal leather goods (excluding women's handbags and purses).....	04	410132	1.4	0.0	0.0	0.2	0.0	0.4
Leather and leather-like goods, n.e.c.....	04	45	6.3	0.2	0.1	2.4	0.0	0.0
Leather and leather-like goods, n.e.c.....	04	4501	6.3	0.2	0.1	2.4	0.0	0.0
All other leather goods.....	04	450101	6.5	0.2	0.2	2.6	0.0	0.0
Boot and shoe cut stock and findings.....	04	4501011	6.0	0.0	0.0	0.0	0.0	0.0
All other miscellaneous leather goods.....	04	4501014	6.4	0.2	0.2	2.9	0.0	0.0
Leather belts, made from purchased materials.....	04	450111	3.6	0.0	0.0	0.0	0.0	0.0
Fuels and related products and power.....	05	—	-10.2	-4.3	-7.8	3.4	-2.3	-4.2
Coal.....	05	1	22.7	-1.6	-7.5	2.8	-0.6	1.3
Coal.....	05	13	22.7	-1.6	-7.5	2.8	-0.6	1.3
Coal.....	05	1301	22.7	-1.6	-7.5	2.8	-0.6	1.3
Unprepared bituminous coal and lignite (utility sold).....	05	130101	24.5	-0.2	-0.3	0.6	-0.9	3.0
Unprepared bituminous coal and lignite from surface mine (utility sold).....	05	1301011	23.0	-0.2	-0.3	-0.5	1.1	1.0
Unprepared bituminous coal and lignite from underground mine (utility sold).....	05	1301012	—	—	—	2.2	-3.6	6.0
Prepared bituminous coal and lignite (utility sold).....	05	130102	23.6	-1.8	-8.7	4.0	-1.2	1.9
Prepared bituminous coal & lignite, from surface mine (utility sold).....	05	1301021	1.4	0.9	-5.0	1.5	-1.4	0.8
Prepared bituminous coal & lignite, from underground mine (utility sold).....	05	1301022	31.8	0.1	-14.6	5.3	-1.1	2.5
Coal exports.....	05	130103	—	—	—	-0.5	3.5	-3.6
Coal non-utility sold (including anthracite).....	05	130104	32.6	0.0	0.0	0.0	-1.0	0.8
Gas fuels.....	05	3	-42.1	-10.6	23.4	-13.7	-27.9	-17.1
Natural gas.....	05	31	-48.0	-12.5	30.7	-17.6	-37.8	-21.4
Natural gas.....	05	3101	-48.0	-12.5	30.7	-17.6	-37.8	-21.4
Natural gas.....	05	310105	-48.0	-12.5	30.7	-17.6	-37.8	-21.4
Natural gas from the wellhead.....	05	3101051	-48.7	-13.7	29.0	-23.9	-32.9	-19.4
Natural gas from processing facilities.....	05	3101052	-43.1	-4.8	41.5	18.0	-55.4	-32.4
Liquefied petroleum gas.....	05	32	-48.9	1.0	-14.6	0.6	1.6	-9.3
Liquefied petroleum gas.....	05	3201	-48.9	1.0	-14.6	0.6	1.6	-9.3
Isopentane and natural gasoline.....	05	320102	-40.5	-5.2	-6.9	17.0	-3.8	-6.9
Propane.....	05	320104	-46.4	-1.6	-22.3	28.2	3.3	-4.5
Butane.....	05	320105	-48.1	1.2	-7.6	24.4	14.2	-27.8
Plant condensate, ethane, gas mixtures, and other natural gas liquids.....	05	320108	-48.2	3.7	-15.2	-10.3	0.2	-7.1
Electric power.....	05	4	9.5	-2.8	0.9	4.7	-0.4	-0.8
Residential electric power.....	05	41	9.4	-1.5	0.4	3.1	0.6	-0.5
Residential electric power.....	05	4121	9.4	-1.5	0.4	3.1	0.6	-0.5
Residential electric power.....	05	412101	9.4	-1.5	0.4	3.1	0.6	-0.5
Residential electric power, New England.....	05	4121011	27.8	0.0	1.1	14.2	0.0	0.0
Residential electric power, Middle Atlantic.....	05	4121012	8.0	-3.3	2.0	0.5	0.2	-2.7
Residential electric power, East North Central.....	05	4121013	13.7	0.3	2.5	4.7	0.0	4.7
Residential electric power, West North Central.....	05	4121014	3.8	-5.0	-4.0	0.6	-0.3	-0.5
Residential electric power, South Atlantic.....	05	4121015	8.8	-1.1	0.7	2.0	1.1	-0.1
Residential electric power, East South Central.....	05	4121016	12.4	-0.9	1.0	4.0	2.9	-2.8
Residential electric power, West South Central.....	05	4121017	5.2	-2.2	-1.4	-0.2	1.2	-6.0
Residential electric power, Mountain.....	05	4121018	7.5	-2.9	0.0	1.7	-0.2	2.1
Residential electric power, Pacific.....	05	4121019	7.1	0.0	0.0	5.5	0.0	1.2
Commercial electric power.....	05	42	9.6	-3.9	0.8	4.8	-0.1	-0.9
Commercial electric power.....	05	4221	9.6	-3.9	0.8	4.8	-0.1	-0.9
Commercial electric power.....	05	422101	9.6	-3.9	0.8	4.8	-0.1	-0.9
Commercial electric power, New England.....	05	4221011	23.7	0.0	1.2	12.5	0.0	0.0
Commercial electric power, Middle Atlantic.....	05	4221012	1.5	-6.3	4.8	4.3	-1.6	-7.3
Commercial electric power, East North Central.....	05	4221013	10.1	-0.4	2.1	7.1	-2.4	4.6
Commercial electric power, West North Central.....	05	4221014	1.6	-5.1	-5.4	1.7	-1.0	-0.9
Commercial electric power, South Atlantic.....	05	4221015	9.3	-0.1	0.7	3.3	0.6	0.0

See footnotes at end of table.

Table 7. Producer price index percentage changes for commodity and service groupings and individual items, not seasonally adjusted — Continued
 [March 2023]

Title	Commodity code		Unadjusted 12-month percent change ¹	Unadjusted 1-month percent change ¹				
	Group code	Item code		Mar. 2022 to Mar. 2023 ^P	Oct. to Nov.	Nov. to Dec. ^P	Dec. to Jan. ^P	Jan. to Feb. ^P
Commercial electric power, East South Central.....	05	4221016	12.8	-2.3	2.6	2.8	2.6	-1.1
Commercial electric power, West South Central.....	05	4221017	9.2	-4.1	-2.7	-1.1	2.4	-6.8
Commercial electric power, Mountain.....	05	4221018	11.6	-2.0	0.0	2.6	-0.6	2.5
Commercial electric power, Pacific.....	05	4221019	13.3	-8.9	0.0	8.7	0.0	2.3
Industrial electric power.....	05	43	9.7	-3.9	2.2	8.7	-3.4	-1.1
Industrial electric power.....	05	4321	9.7	-3.9	2.2	8.7	-3.4	-1.1
Industrial electric power.....	05	432101	9.7	-3.9	2.2	8.7	-3.4	-1.1
Industrial electric power, New England.....	05	4321011	19.3	15.0	31.5	-7.9	-1.7	-12.2
Industrial electric power, Middle Atlantic.....	05	4321012	2.8	-4.5	-4.8	4.2	-0.2	-4.5
Industrial electric power, East North Central.....	05	4321013	8.1	0.3	1.0	9.0	-2.5	23.3
Industrial electric power, West North Central.....	05	4321014	3.4	-7.2	0.0	3.0	-5.2	1.8
Industrial electric power, South Atlantic.....	05	4321015	8.8	-0.4	0.2	1.6	0.5	-0.3
Industrial electric power, East South Central.....	05	4321016	15.9	-1.9	2.2	2.9	8.4	-7.2
Industrial electric power, West South Central.....	05	4321017	12.2	0.6	-2.2	-0.3	1.4	-5.0
Industrial electric power, Mountain.....	05	4321018	3.4	-22.5	3.4	59.4	-25.9	-22.0
Industrial electric power, Pacific.....	05	4321019	13.5	-9.9	0.0	9.1	-0.1	0.9
Transportation electric power.....	05	46	-3.4	-0.5	0.3	5.7	0.0	-0.1
Transportation electric power.....	05	4621	-3.4	-0.5	0.3	5.7	0.0	-0.1
Transportation electric power.....	05	462111	-3.4	-0.5	0.3	5.7	0.0	-0.1
Utility natural gas.....	05	5	12.5	-2.8	3.9	7.7	-8.0	-7.0
Residential natural gas.....	05	51	7.3	-1.5	2.4	11.6	-10.3	-7.6
Residential natural gas.....	05	5121	7.3	-1.5	2.4	11.6	-10.3	-7.6
Residential natural gas.....	05	512101	7.3	-1.5	2.4	11.6	-10.3	-7.6
Residential natural gas, New England.....	05	5121011	8.5	9.0	-1.1	-0.4	-1.7	-1.6
Residential natural gas, Middle Atlantic.....	05	5121012	7.6	-0.1	0.9	4.2	-0.4	-5.9
Residential natural gas, East North Central.....	05	5121013	6.6	-3.1	0.1	-2.0	-4.4	-3.2
Residential natural gas, West North Central.....	05	5121014	4.1	-4.6	12.1	0.7	-5.8	-7.7
Residential natural gas, South Atlantic.....	05	5121015	-0.6	-5.7	-1.1	3.0	-5.7	-9.9
Residential natural gas, East South Central.....	05	5121016	-15.1	-6.3	-5.4	-0.7	-0.9	-9.1
Residential natural gas, West South Central.....	05	5121017	2.6	-2.6	1.7	0.2	-2.7	-6.6
Residential natural gas, Mountain.....	05	5121018	33.5	-0.2	-0.1	4.5	0.5	0.0
Residential natural gas, Pacific.....	05	5121019	8.3	1.3	10.9	66.4	-34.6	-19.1
Commercial natural gas.....	05	52	7.3	-1.8	3.8	12.9	-13.1	-10.4
Commercial natural gas.....	05	5221	7.3	-1.8	3.8	12.9	-13.1	-10.4
Commercial natural gas.....	05	522101	7.3	-1.8	3.8	12.9	-13.1	-10.4
Commercial natural gas, New England.....	05	5221011	6.1	9.7	-2.3	-0.1	-5.4	-2.8
Commercial natural gas, Middle Atlantic.....	05	5221012	5.7	-0.5	3.3	-1.3	-1.1	-5.8
Commercial natural gas, East North Central.....	05	5221013	10.7	-2.1	-0.5	-3.1	-4.7	-3.4
Commercial natural gas, West North Central.....	05	5221014	5.0	-5.5	14.3	-1.0	-4.2	-13.0
Commercial natural gas, South Atlantic.....	05	5221015	-9.0	-9.1	1.2	0.7	-7.5	-15.2
Commercial natural gas, East South Central.....	05	5221016	-2.4	-8.1	-3.4	-3.8	-1.3	-6.6
Commercial natural gas, West South Central.....	05	5221017	-3.0	-6.5	0.6	0.6	-3.3	-9.7
Commercial natural gas, Mountain.....	05	5221018	52.3	-0.2	-0.1	4.9	0.1	0.1
Commercial natural gas, Pacific.....	05	5221019	9.1	5.8	17.2	91.5	-41.3	-28.6
Industrial natural gas.....	05	53	12.5	-3.8	5.6	2.5	-7.8	-8.9
Industrial natural gas.....	05	5321	12.5	-3.8	5.6	2.5	-7.8	-8.9
Industrial natural gas.....	05	532101	12.5	-3.8	5.6	2.5	-7.8	-8.9
Industrial natural gas, New England.....	05	5321011	6.9	9.0	-2.7	0.1	-5.0	-3.6
Industrial natural gas, Middle Atlantic.....	05	5321012	12.9	-1.2	3.3	-8.8	-4.7	-4.6
Industrial natural gas, East North Central.....	05	5321013	8.0	-1.4	7.6	-2.5	-9.9	-7.5
Industrial natural gas, West North Central.....	05	5321014	12.6	-4.4	15.6	1.3	-4.5	-10.0
Industrial natural gas, South Atlantic.....	05	5321015	2.7	-4.1	0.9	3.5	-8.4	-8.0
Industrial natural gas, East South Central.....	05	5321016	-11.6	-5.8	-1.5	-8.9	-2.9	-16.3
Industrial natural gas, West South Central.....	05	5321017	10.2	-12.6	4.6	-3.8	-11.0	-6.6
Industrial natural gas, Mountain.....	05	5321018	22.3	0.5	0.0	6.0	1.0	0.5
Industrial natural gas, Pacific.....	05	5321019	38.7	12.4	8.9	31.9	-6.2	-15.1
Natural gas to electric power.....	05	54	22.0	-4.6	5.7	1.2	-2.5	-4.5
Natural gas to electric power.....	05	5421	22.0	-4.6	5.7	1.2	-2.5	-4.5
Natural gas to electric power.....	05	542101	22.0	-4.6	5.7	1.2	-2.5	-4.5
Crude petroleum (domestic production).....	05	6	-31.2	-2.4	-13.2	-1.2	4.2	-10.2
Crude petroleum (domestic production).....	05	61	-31.2	-2.4	-13.2	-1.2	4.2	-10.2
Crude petroleum (domestic production).....	05	6101	-31.2	-2.4	-13.2	-1.2	4.2	-10.2
Crude petroleum (domestic production).....	05	610102	-31.2	-2.4	-13.2	-1.2	4.2	-10.2

See footnotes at end of table.

Table 7. Producer price index percentage changes for commodity and service groupings and individual items, not seasonally adjusted — Continued
 [March 2023]

Title	Commodity code		Unadjusted 12-month percent change ¹	Unadjusted 1-month percent change ¹				
	Group code	Item code		Mar. 2022 to Mar. 2023 ^P	Oct. to Nov.	Nov. to Dec. ^P	Dec. to Jan. ^P	Jan. to Feb. ^P
Petroleum products, refined.....	05	7	-16.3	-5.0	-20.2	7.8	1.1	-3.1
Gasoline.....	05	71	-19.2	-8.6	-18.4	12.0	6.3	0.8
Unleaded premium gasoline.....	05	7103	-15.3	-4.8	-20.9	10.1	5.4	1.1
Unleaded premium gasoline.....	05	710304	-15.3	-4.8	-20.9	10.1	5.4	1.1
Unleaded regular gasoline.....	05	7104	-20.0	-9.3	-17.9	12.7	6.4	0.7
Unleaded regular gasoline.....	05	710404	-20.0	-9.3	-17.9	12.7	6.4	0.7
Unleaded mid-premium gasoline.....	05	7105	-18.5	-7.9	-19.3	12.2	6.9	-1.3
Unleaded mid-premium gasoline.....	05	710504	-18.5	-7.9	-19.3	12.2	6.9	-1.3
Kerosene and jet fuels.....	05	72	-9.1	-2.2	-16.0	13.6	-0.8	-7.8
Kerosene.....	05	7202	-17.9	-2.0	-21.2	7.2	-3.4	-9.8
Kerosene.....	05	720201	-17.9	-2.0	-21.2	7.2	-3.4	-9.8
Jet fuel.....	05	7203	-8.5	-2.2	-15.8	14.0	-0.6	-7.7
Jet fuel.....	05	720301	-8.5	-2.2	-15.8	14.0	-0.6	-7.7
Light fuel oils.....	05	73	-19.5	-3.6	-27.5	6.9	-3.4	-6.7
Home heating oil and distillates.....	05	7302	-21.4	-7.8	-12.8	2.2	-8.8	-2.8
Home heating oil and distillates.....	05	730201	-21.4	-7.8	-12.8	2.2	-8.8	-2.8
No. 2 diesel fuel.....	05	7303	-19.4	-3.4	-28.4	7.2	-3.0	-7.0
No. 2 diesel fuel.....	05	730302	-19.4	-3.4	-28.4	7.2	-3.0	-7.0
Residual fuels (heavy fuel oils, incl. #5, #6, & other residual fuels).....	05	74	-38.3	6.8	-3.3	-14.7	-5.4	-0.2
Residual fuels (heavy fuel oils, incl. #5, #6, & other residual fuels).....	05	7407	-38.3	6.8	-3.3	-14.7	-5.4	-0.2
Residual fuels (heavy fuel oils, incl. #5, #6, & other residual fuels).....	05	740703	-38.3	6.8	-3.3	-14.7	-5.4	-0.2
Finished lubricants.....	05	76	20.1	0.3	0.0	-0.5	0.2	0.1
Lubricating and similar oils.....	05	7604	19.7	0.3	0.0	-0.6	-1.1	0.1
Lubricating and similar oils not from petroleum refineries.....	05	760401	19.7	0.3	0.0	-0.6	-1.1	0.1
Lubricating oil base stocks.....	05	78	-7.3	-4.1	6.8	-20.5	-5.0	-7.1
Lubricating oil base stocks.....	05	7801	-7.3	-4.1	6.8	-20.5	-5.0	-7.1
Lubricating oil base stocks.....	05	780121	-7.3	-4.1	6.8	-20.5	-5.0	-7.1
Asphalt and other petroleum and coal products, n.e.c.....	05	8	-7.4	4.5	-9.6	-6.6	-1.4	-3.0
Asphalt and other petroleum and coal products, n.e.c.....	05	81	-7.4	4.5	-9.6	-6.6	-1.4	-3.0
Asphalt.....	05	8102	-23.4	-7.3	-37.8	9.0	4.0	2.1
Asphalt.....	05	810212	-23.4	-7.3	-37.8	9.0	4.0	2.1
Other petroleum and coal products, including coke oven products, n.e.c.....	05	8103	6.7	12.1	5.4	-9.3	-2.6	-4.1
Other petroleum and coal products, including coke oven products, n.e.c.....	05	810319	6.7	12.1	5.4	-9.3	-2.6	-4.1
Other petroleum and coal products, made in coke oven establishments.....	05	8103191	16.9	-0.9	-0.3	0.1	-1.0	-0.3
Chemicals and allied products.....	06	-	-1.3	-0.8	-0.8	0.5	-0.4	0.1
Industrial chemicals.....	06	1	-7.6	-1.2	-1.3	0.0	-2.0	0.4
Basic inorganic chemicals.....	06	13	17.6	-1.3	0.1	2.0	0.0	-0.1
Inorganic chemicals, other than alkalis and chlorine.....	06	1302	10.4	-2.1	0.4	1.4	1.2	0.2
Aluminum compounds.....	06	130209	8.3	0.0	0.0	-4.2	12.3	0.0
Inorganic acids, inc. hydrochloric, sulfuric acid, and other.....	06	13020T	-4.2	-20.4	-1.3	-0.1	0.4	4.6
Sulfuric acid.....	06	13020T1	-14.5	-29.8	-1.5	-0.3	0.0	6.6
Lime.....	06	130213	38.2	0.7	0.0	14.0	0.6	0.2
Potassium and sodium compounds, excluding bleaches, alkalis, and alum.....	06	130217	29.6	2.9	3.1	0.7	2.1	1.4
Rock salt.....	06	130271	2.5	0.1	0.0	0.1	0.0	0.0
Other inorganic chemicals, nec.....	06	130283	8.5	1.1	0.3	1.7	1.4	-0.7
All other inorganic chemicals.....	06	1302833	5.9	0.6	0.5	2.2	2.3	-0.9
Alkalis and chlorine, including natural sodium carbonate and sulfate.....	06	1303	31.7	0.1	-0.5	3.3	-2.6	-0.5
Chlorine, sodium hydroxide, and other alkalis.....	06	130302	32.8	0.2	-0.5	1.4	-2.9	-0.6
Sodium hydroxide (caustic soda).....	06	1303024	22.3	0.1	-0.6	2.0	-4.3	-0.8
Other alkalis.....	06	1303028	31.9	0.2	-0.2	0.1	-0.1	-0.3
Basic organic chemicals.....	06	14	-11.5	-1.2	-1.5	-0.4	-2.5	0.5
Primary basic organic chemicals.....	06	1401	-26.6	-3.6	-1.3	1.2	-4.9	5.6
Aromatics.....	06	140197	4.8	5.6	-10.4	-0.3	9.5	25.7
Liquid refinery gases.....	06	140198	-36.6	-7.1	2.5	1.8	-9.6	-2.1
Cyclic intermediate chemicals and dyes.....	06	1402	1.4	-0.1	-0.1	-0.7	0.9	-0.2
Cyclic intermediate chemicals.....	06	140281	2.1	-0.1	-0.1	-0.2	0.8	0.1
Synthetic organic dyes.....	06	140282	-3.3	-0.1	0.4	-4.5	0.9	-2.8
Other basic organics.....	06	1403	-1.5	0.0	-1.7	-1.1	-1.6	-1.7
Ethanol (ethyl alcohol).....	06	140341	-5.5	4.6	-6.8	-3.3	-0.9	-2.5

See footnotes at end of table.

Table 7. Producer price index percentage changes for commodity and service groupings and individual items, not seasonally adjusted — Continued
 [March 2023]

Title	Commodity code		Unadjusted 12-month percent change ¹	Unadjusted 1-month percent change ¹				
	Group code	Item code		Mar. 2022 to Mar. 2023 ^P	Oct. to Nov.	Nov. to Dec. ^P	Dec. to Jan. ^P	Jan. to Feb. ^P
Other basic organics, n.e.c.....	06	140399	-0.2	-1.4	-0.2	-0.4	-1.8	-1.4
Fatty acids.....	06	1403991	-7.8	0.9	-3.5	-1.2	-3.4	-4.4
Bulk pesticides and other bulk synthetic organic agricultural chemicals, excluding preparation.....	06	1403992	-1.2	0.0	0.0	-2.1	0.0	0.0
Industrial organic flavor oil mixtures and blends.....	06	1403993	-6.4	0.0	0.0	0.0	0.5	4.7
Natural organic chemicals.....	06	1403995	4.2	0.7	-1.7	-0.6	4.3	-0.1
Synthetic organic chemicals for use as flavor and perfume materials.....	06	1403997	-1.6	0.0	0.0	-0.8	0.0	0.0
Synthetic organic plasticizers.....	06	1403999	6.2	-1.0	-9.5	3.6	2.0	3.1
Other synthetic organic chemicals.....	06	140399A	-1.7	-2.3	0.5	0.0	-0.1	0.0
Miscellaneous end use chemicals and chemical products, excluding urea.....	06	140399B	3.9	-1.6	1.1	-1.4	-3.8	-1.2
Miscellaneous cyclic and acyclic chemicals and chemical products, excluding fatty acid esters.....	06	140399C	-3.9	-2.1	-1.1	1.0	-2.6	-3.9
Paints and allied products.....	06	2	11.6	-0.1	0.3	0.3	0.0	0.0
Prepared paint.....	06	21	10.1	-1.0	0.3	0.0	-0.1	-0.1
Architectural coatings.....	06	2101	14.5	0.0	0.5	0.0	0.0	0.0
Architectural coatings.....	06	210104	14.5	0.0	0.5	0.0	0.0	0.0
Exterior architectural coatings.....	06	2101041	18.7	0.0	1.3	0.1	0.0	0.0
Interior architectural coatings.....	06	2101042	12.1	0.0	0.0	0.0	0.0	0.0
OEM finishes excluding marine coatings.....	06	2102	11.5	0.3	0.3	-0.5	0.4	0.0
OEM finishes excluding marine coatings.....	06	210201	11.5	0.3	0.3	-0.5	0.4	0.0
Transportation finishes, except powdered and high-solids coatings.....	06	2102011	7.1	0.7	1.1	1.8	0.0	0.0
All other product finishes for original equipment manufacturers (OEM), excluding marine coating.....	06	2102012	13.5	0.2	0.0	-1.2	0.5	0.0
Special purpose coatings, incl. marine, industrial & construction coatings.....	06	2103	1.0	-4.3	0.0	0.4	-0.6	-0.4
Special purpose coatings, incl. marine, industrial & construction coatings.....	06	210301	1.0	-4.3	0.0	0.4	-0.6	-0.4
Paint materials.....	06	22	18.0	2.7	0.4	1.4	0.3	0.3
Paint colors.....	06	2202	18.0	3.1	0.5	0.0	0.3	0.4
All other inorganic pigments, including TiO ₂ , chrome colors, and other white opaque pigments.....	06	22020N	18.8	2.8	0.0	0.0	0.4	0.4
Synthetic organic pigments, lakes, and toners.....	06	220298	14.7	4.1	2.4	0.0	0.0	0.0
Kaolin and ball clay.....	06	2204	17.9	0.0	0.0	13.6	0.0	0.0
Kaolin and ball clay.....	06	220407	17.9	0.0	0.0	13.6	0.0	0.0
Allied and miscellaneous paint products.....	06	23	6.4	0.0	-0.1	0.1	0.0	0.0
Allied and miscellaneous paint products.....	06	2301	6.4	0.0	-0.1	0.1	0.0	0.0
Allied and miscellaneous paint products.....	06	230104	6.4	0.0	-0.1	0.1	0.0	0.0
Drugs and pharmaceuticals.....	06	3	3.0	0.0	-0.3	2.2	0.5	0.0
Medicinal and botanical chemicals, drugs, and other products.....	06	31	0.4	0.4	-0.2	0.4	-0.4	0.3
Medicinal and botanical chemicals, drugs, and other products.....	06	3102	0.4	0.4	-0.2	0.4	-0.4	0.3
Synthetic organic medicinal chemicals, medicinal & botanical drugs, & other products.....	06	310203	0.4	0.4	-0.2	0.4	-0.4	0.3
Veterinary pharmaceutical preparations.....	06	34	-	-	-	-	0.0	0.0
Pharmaceuticals for veterinary use.....	06	3403	-	-	-	-	0.0	0.0
Pharmaceuticals for veterinary use.....	06	340303	-	-	-	-	0.0	0.0
Biological products, including diagnostics.....	06	37	4.5	0.0	-0.1	2.7	1.0	0.0
Biological products, excluding diagnostic, for veterinary, industrial, and all other misc. uses.....	06	3717	12.6	-0.7	0.0	10.6	0.0	0.0
Biological products, excluding diagnostic, for veterinary, industrial, and all other misc. uses.....	06	371705	-	-	-	10.6	0.0	0.0
Diagnostics.....	06	3718	3.8	0.2	-0.3	0.5	2.4	-0.1
In-vitro diagnostic substances.....	06	371801	1.6	0.0	-0.3	0.5	1.0	0.0
Biological products, excluding diagnostic, for human use.....	06	3719	1.8	0.0	0.0	1.2	0.0	0.0
Biological products, excluding diagnostic, for human use.....	06	371904	-	-	-	1.2	0.0	0.0
Pharmaceutical preparations.....	06	38	2.6	0.0	-0.4	2.0	0.5	0.0
Pharmaceuticals affecting neoplasms, the endocrine system, & metabolic diseases.....	06	3801	1.2	0.0	0.0	1.0	0.1	0.0
Cancer therapy products.....	06	380102	3.3	0.0	0.0	1.8	0.1	0.0
Insulin/antidiabetes products.....	06	380103	2.8	0.0	0.0	2.5	0.0	0.0
Other neoplasms, endocrine system, and metabolic diseases.....	06	380104	0.8	0.0	0.0	0.8	0.1	0.0
Hormones and oral contraceptives.....	06	380105	1.1	0.0	0.0	0.6	0.0	0.0
Pharmaceuticals acting on the central nervous system and the sense organs.....	06	3802	5.2	0.0	0.0	2.9	1.4	0.0
Analgesics.....	06	380202	4.5	0.0	0.0	0.0	4.4	0.0

See footnotes at end of table.

Table 7. Producer price index percentage changes for commodity and service groupings and individual items, not seasonally adjusted — Continued
 [March 2023]

Title	Commodity code		Unadjusted 12-month percent change ¹	Unadjusted 1-month percent change ¹				
	Group code	Item code		Mar. 2022 to Mar. 2023 ^P	Oct. to Nov.	Nov. to Dec. ^P	Dec. to Jan. ^P	Jan. to Feb. ^P
Analgesics, over-the-counter.....	06	380202OC	1.3	0.0	0.0	0.0	0.7	0.2
Analgesics, prescription.....	06	380202RX	4.8	0.0	0.0	0.0	4.8	0.0
Psychotherapeutics.....	06	380203	2.6	0.0	0.0	2.8	0.0	0.0
Antidepressants.....	06	3802031	2.7	0.0	0.0	2.7	0.0	0.0
Other psychotherapeutics, including tranquilizers.....	06	3802032	3.6	0.0	0.0	4.2	0.0	0.0
Anticonvulsants.....	06	380204	5.0	0.0	0.0	5.0	0.0	0.0
Other central nervous system and sense organs.....	06	380205	6.4	0.0	0.0	4.4	0.0	0.0
Pharmaceuticals acting on the cardiovascular system.....	06	3803	4.8	0.0	0.0	4.8	0.0	0.0
Other cardiovascular preparations.....	06	380305	3.8	0.0	0.0	3.8	0.0	0.0
Pharmaceuticals acting on the respiratory system.....	06	3804	-0.4	0.0	-2.5	1.8	0.0	0.0
Antihistamines and bronchodilators, including antiasthmatics.....	06	380402	3.1	0.0	0.0	3.0	0.1	0.0
Other respiratory preparations.....	06	380403	-3.0	0.0	-3.4	0.0	0.0	0.0
Other respiratory preparations, over-the-counter.....	06	380403OC	2.7	0.0	0.0	0.0	0.0	0.0
Other respiratory preparations, prescription.....	06	380403RX	-3.9	0.0	-3.9	0.0	0.0	0.0
Pharmaceuticals acting on the digestive or the genito-urinary systems.....	06	3805	-0.6	0.0	0.0	0.3	0.0	-0.1
Other digestive or genito-urinary preparations.....	06	380503	-0.6	0.0	0.0	0.3	0.0	-0.1
Other digestive or genito-urinary preparations, prescription.....	06	380503RX	-0.5	0.0	0.0	0.4	0.0	0.0
Pharmaceuticals acting on the skin.....	06	3806	1.4	0.0	0.0	1.4	0.0	0.0
Other pharmaceutical preparations acting on the skin.....	06	380603	1.5	0.0	0.0	1.5	0.0	0.0
Anti-acne preparations.....	06	380606	0.1	0.0	0.0	0.1	0.0	0.0
Vitamin, nutrient, and hematinic preparations.....	06	3807	3.8	0.0	0.1	0.4	0.0	0.1
Multivitamins.....	06	380702	5.6	0.0	0.0	0.3	0.0	0.0
Other vitamins and nutrients.....	06	380703	2.3	0.0	0.1	0.4	0.0	0.0
Pharmaceuticals affecting parasitic and infective diseases.....	06	3808	1.8	0.1	0.0	1.7	0.0	0.0
Broad and medium spectrum antibiotics.....	06	380802	0.6	0.6	0.0	0.0	0.0	0.0
Systemic antivirals.....	06	380803	3.2	0.0	0.0	3.2	0.0	0.0
Other parasitic and infective diseases.....	06	380804	3.1	0.0	0.0	3.1	0.0	0.0
Fats and oils, inedible.....	06	4	-14.7	5.9	-7.1	-2.1	-5.6	-2.9
Fats and oils, inedible.....	06	41	-14.7	5.9	-7.1	-2.1	-5.6	-2.9
Fats and oils, inedible.....	06	4101	-14.7	5.9	-7.1	-2.1	-5.6	-2.9
Soybean oil, processed for inedible purposes.....	06	410131	-13.9	7.8	-8.3	-2.4	-4.5	-0.9
Crude soybean oil, degummed, made from soybeans crushed in the same establishment.....	06	4101311	-0.8	2.9	-0.7	-1.6	-0.7	-1.9
Soybean oil, all other types.....	06	4101312	-19.3	10.0	-11.4	-2.9	-6.6	-0.4
Lard, inedible tallow, and grease, except wool grease.....	06	410132	-18.9	-0.1	-3.1	-0.7	-9.4	-10.5
Agricultural chemicals and chemical products.....	06	5	-6.9	1.5	-3.2	-1.2	-3.0	-1.6
Mixed fertilizers.....	06	51	7.8	0.2	0.3	1.0	-1.7	-1.7
Mixed fertilizers.....	06	5105	7.8	0.2	0.3	1.0	-1.7	-1.7
Mixed fertilizers.....	06	510501	7.8	0.2	0.3	1.0	-1.7	-1.7
Mixed fertilizers, made in plants which manufacture fertilizer materials.....	06	5105011	16.3	0.0	-0.5	0.4	-1.7	0.0
Mixed fertilizers, dry, mixing only.....	06	5105012	10.6	0.7	1.0	1.2	-0.6	-1.3
Mixed fertilizers, liquid, mixing only.....	06	5105013	-23.4	-1.6	-0.2	1.5	-6.6	-8.9
Fertilizer materials.....	06	52	-25.7	1.4	-7.0	-4.2	-6.2	-3.1
Nitrogenates.....	06	5201	-28.1	2.9	-3.3	-7.5	-10.4	-5.2
Fertilizer materials of organic origin.....	06	520137	0.4	0.0	0.0	0.0	2.7	-2.2
Synthetic ammonia, nitric acid, ammonium compounds, and urea.....	06	52013A	-29.5	3.0	-3.4	-7.9	-11.2	-5.4
Phosphates.....	06	5202	-22.1	-0.1	-10.7	0.1	-1.3	-0.8
Phosphoric acid, 52-54 percent APA, superphosphates and other phosphate fertilizer materials.....	06	52026A	-22.1	-0.1	-10.7	0.1	-1.3	-0.8
Other agricultural chemicals.....	06	53	19.6	2.4	0.8	1.5	0.0	-0.1
Other agricultural chemicals.....	06	5301	19.6	2.4	0.8	1.5	0.0	-0.1
Lawn and garden pesticides and chemicals.....	06	530107	17.3	1.0	0.0	3.9	0.0	0.0
Household and institutional pesticides and chemicals.....	06	530108	10.9	0.0	0.0	5.0	0.0	0.0
Agricultural and commercial pesticides and chemicals.....	06	530109	21.3	2.8	0.9	1.2	0.0	-0.1
Plastic resins and materials.....	06	6	-6.2	-5.3	-1.2	-1.5	2.2	1.1
Thermoplastic resins and plastics materials.....	06	62	-8.4	-6.4	-1.4	-1.7	2.8	1.2
Thermoplastic resins and plastics materials.....	06	6212	-8.4	-6.4	-1.4	-1.7	2.8	1.2
Thermoplastic resins and plastics materials.....	06	621201	-8.4	-6.4	-1.4	-1.7	2.8	1.2
Thermosetting resins and plastics materials.....	06	63	8.4	1.4	0.0	0.0	-1.1	0.7
Thermosetting resins and plastics materials.....	06	6306	8.4	1.4	0.0	0.0	-1.1	0.7
Thermosetting resins and plastics materials.....	06	630601	8.4	1.4	0.0	0.0	-1.1	0.7
Other chemicals and allied products.....	06	7	8.8	-0.2	0.6	1.0	0.9	0.2

See footnotes at end of table.

Table 7. Producer price index percentage changes for commodity and service groupings and individual items, not seasonally adjusted — Continued
 [March 2023]

Title	Commodity code		Unadjusted 12-month percent change ¹	Unadjusted 1-month percent change ¹				
	Group code	Item code		Mar. 2022 to Mar. 2023 ^P	Oct. to Nov.	Nov. to Dec. ^P	Dec. to Jan. ^P	Jan. to Feb. ^P
Soaps and detergents.....	06	71	16.0	1.3	3.2	1.2	0.2	0.0
Soaps and other detergents.....	06	7104	16.0	1.3	3.2	1.2	0.2	0.0
Soaps and detergents, commercial, industrial, and institutional.....	06	710401	18.0	0.5	7.6	2.2	0.1	0.0
Commercial, industrial, and institutional hard surface cleaners.....	06	71040101	11.3	0.0	0.0	7.2	0.0	-0.3
Commercial, industrial, and institutional laundry detergents.....	06	71040102	4.8	0.0	0.0	0.6	0.0	0.0
Commercial, industrial, and institutional dishwashing detergents.....	06	71040103	32.8	0.0	20.2	0.7	0.0	0.0
Commercial, industrial, and institutional metal cleaners.....	06	71040104	3.4	0.0	0.0	0.0	0.0	0.0
Dairy, farm, and food plant cleaners, sanitizers, etc.....	06	71040106	—	0.7	0.0	0.0	0.0	—
Commercial, industrial, and institutional soaps, excluding specialty cleaners.....	06	71040107	10.4	0.0	0.0	1.7	0.5	0.1
Household detergents.....	06	710402	15.5	2.4	0.1	0.0	0.1	0.0
Household alkaline detergents and cleaners.....	06	7104021	28.6	8.6	0.3	0.0	0.1	0.0
Household dry and liquid laundry detergents.....	06	7104022	10.5	0.0	0.0	0.0	0.0	0.0
Soaps, excluding specialty cleaners, household.....	06	710403	7.8	0.0	0.2	0.0	0.5	0.0
Polish and other sanitation goods.....	06	72	4.2	0.3	0.0	0.2	0.4	0.1
Polish and other sanitation goods.....	06	7201	4.2	0.3	0.0	0.2	0.4	0.1
Polishing preparations and related products.....	06	720103	4.1	0.0	0.0	0.0	0.0	0.7
Specialty cleaning and sanitation products.....	06	720105	5.1	0.0	0.0	0.3	0.8	0.0
Disinfectants, nonagricultural, industrial and institutional.....	06	7201051	9.1	0.0	0.0	0.1	1.8	0.0
Air and room fresheners.....	06	7201053	5.7	0.0	0.0	0.3	0.0	0.0
Laundry fabric softeners and rinses, liquid and dry.....	06	7201058	2.6	0.2	0.0	1.0	0.0	0.0
Other specialty cleaning and sanitation products.....	06	7201059	3.9	-0.1	0.1	0.4	0.0	0.0
Cosmetics and other toilet preparations.....	06	75	6.7	0.1	0.0	1.1	1.9	0.5
Shaving preparations.....	06	7502	1.5	0.3	0.0	0.0	0.0	0.0
Shaving preparations.....	06	750206	1.5	0.3	0.0	0.0	0.0	0.0
Perfumes, toilet waters, and colognes.....	06	7503	8.2	0.0	0.0	0.0	3.0	0.0
Perfumes, toilet waters, and colognes.....	06	750306	8.2	0.0	0.0	0.0	3.0	0.0
Hair preparations (including shampoos).....	06	7504	6.4	0.3	0.1	1.2	0.0	0.0
Hair preparations (including shampoos).....	06	750407	6.4	0.3	0.1	1.2	0.0	0.0
Hair preparations incl professional, consumer, and cream/gel shampoos.....	06	75040701	6.7	0.4	0.1	1.2	0.0	0.0
Hair tonics and hair dressings incl professional and consumer use.....	06	75040702	5.5	0.1	0.1	1.2	0.0	0.0
Toothpastes, denture cleaners, and mouthwashes.....	06	7505	14.6	0.1	-0.1	0.0	2.8	4.7
Denture cleaners, mouthwashes, gargles, and rinses.....	06	750504	15.8	0.1	-0.1	0.0	0.0	7.3
Creams, lotions, and oils, excluding shaving, hair, and deodorant.....	06	7514	7.4	-0.1	0.0	3.5	1.7	0.0
Creams, lotions, and oils, excluding shaving, hair, and deodorant.....	06	751401	7.4	-0.1	0.0	3.5	1.7	0.0
Other cosmetics and toilet preparations.....	06	7515	3.5	0.0	0.0	0.3	2.4	0.0
Other cosmetics and toilet preparations.....	06	751501	3.5	0.0	0.0	0.3	2.4	0.0
Misc. chemical prod. and preparations.....	06	79	8.2	-0.8	0.2	1.0	0.5	0.1
Explosives and blasting accessories.....	06	7902	9.1	1.3	-1.1	0.6	3.6	-1.0
Explosives and blasting accessories.....	06	790234	9.1	1.3	-1.1	0.6	3.6	-1.0
Industrial gases.....	06	7903	4.3	-4.1	-0.6	3.9	-0.1	-0.1
Carbon dioxide.....	06	790302	27.3	-2.2	1.8	2.2	-0.7	0.0
Nitrogen.....	06	790303	5.5	-1.5	-0.1	1.5	2.0	0.0
Oxygen.....	06	790304	19.2	0.0	0.1	0.9	0.3	-0.2
Argon and hydrogen.....	06	790309	2.9	0.8	3.6	-1.7	-0.2	-0.4
Other industrial gases (including fluorocarbon and acetylene).....	06	790312	-1.9	-7.2	-2.4	6.8	-0.8	0.0
Adhesives and sealants.....	06	7904	11.2	-0.1	0.3	0.0	0.8	0.2
Synthetic resin and rubber adhesives.....	06	790402	10.6	-0.3	0.7	-0.8	1.3	0.2
Epoxy adhesives.....	06	7904021	10.6	0.0	0.0	0.2	0.0	0.2
Other synthetic resin and rubber adhesives.....	06	7904026	7.1	-0.4	-0.9	0.2	0.0	0.1
Structural sealants (load bearing).....	06	790407	2.2	0.0	-2.6	0.0	0.0	0.0
Nonstructural caulking compounds and sealants.....	06	79040A	13.8	0.1	-0.1	1.4	0.0	0.0
Surface active agents.....	06	7905	4.7	-1.2	1.7	0.0	0.0	-1.8
Textile and leather assistants and finishes.....	06	790501	5.0	-8.3	0.0	0.0	0.0	-6.7
Surfactants (bulk surface active agents).....	06	790502	5.7	0.1	2.0	0.0	0.0	0.0
Gum and wood chemicals, including wood distillation products.....	06	7906	10.9	0.9	-0.1	0.1	0.1	-1.8
Gum and wood chemicals, including wood distillation products.....	06	790607	10.9	0.9	-0.1	0.1	0.1	-1.8
Other miscellaneous chemical products.....	06	7909	8.7	0.1	-0.3	0.7	0.6	0.9
Carbon black, all processes.....	06	790918	-0.1	-2.2	-1.5	-3.6	4.2	0.7
Printing ink.....	06	790919	8.4	0.5	0.1	1.5	0.3	0.0
Gravure printing inks.....	06	7909192	0.4	0.0	0.0	0.0	0.0	0.0
Lithographic and offset inks.....	06	7909193	10.5	0.0	0.0	4.1	0.0	0.0
News and nonheat web offset printing inks.....	06	79091931	13.1	0.0	0.0	4.9	0.0	0.0
Publication and commercial web inks.....	06	79091932	13.2	0.0	0.0	6.9	0.0	0.0

See footnotes at end of table.

Table 7. Producer price index percentage changes for commodity and service groupings and individual items, not seasonally adjusted — Continued
 [March 2023]

Title	Commodity code		Unadjusted 12-month percent change ¹	Unadjusted 1-month percent change ¹				
	Group code	Item code		Mar. 2022 to Mar. 2023 ^P	Oct. to Nov.	Nov. to Dec. ^P	Dec. to Jan. ^P	Jan. to Feb. ^P
Sheet-fed general inks.....	06	79091933	6.4	0.0	0.0	0.0	0.0	0.0
Sheet-fed packaging inks.....	06	79091934	5.2	0.0	0.0	0.0	0.0	0.0
Flexographic printing inks.....	06	7909194	16.4	0.0	0.0	0.0	0.0	0.0
Nonimpact/digital inks.....	06	7909195	4.0	1.5	0.3	-0.1	0.6	0.2
All other printing inks.....	06	7909196	5.2	-0.3	0.0	1.9	1.4	-0.4
Water-treating compounds.....	06	790961	1.1	0.5	-3.2	0.5	3.6	-0.1
Automotive chemicals.....	06	790991	0.2	0.7	0.0	-1.2	-0.4	-0.1
All other chemical preparations, including essential oils, matches, and gelatin.....	06	790999	13.5	0.0	0.4	0.9	-1.0	1.7
Rubber and plastic products.....	07	—	3.8	-0.3	-0.3	-0.3	-0.3	-0.2
Rubber and rubber products.....	07	1	6.7	-0.4	-0.5	0.9	0.3	-0.1
Synthetic rubber, inc. styrene-butadiene rubber (SBR) and ethylene propylene.....	07	11	-4.4	-3.6	-4.5	-2.5	-0.2	-1.3
Synthetic rubber.....	07	1102	-4.4	-3.6	-4.5	-2.5	-0.2	-1.3
Synthetic rubber, inc. sbr and ethylene propylene.....	07	110224	-4.4	-3.6	-4.5	-2.5	-0.2	-1.3
Tires, tubes, tread, & repair materials.....	07	12	13.1	0.5	0.5	2.9	0.0	0.1
Tires.....	07	1201	13.2	0.6	0.6	3.0	0.0	0.0
Pneumatic tires (including passenger, truck, bus, tractor, industrial, and other tires).....	07	12010	13.4	0.6	0.6	3.1	0.0	0.0
Passenger car pneumatic tires.....	07	120104	13.9	0.2	0.0	4.1	0.0	0.0
Truck and bus (including off-the-highway) pneumatic tires.....	07	120105	15.2	1.4	1.7	2.3	0.0	0.0
Tread rubber, tire sundries, and repair materials.....	07	1203	12.6	0.0	0.0	0.0	-0.3	4.7
Tread rubber, tire sundries, and repair materials.....	07	120354	12.6	0.0	0.0	0.0	-0.3	4.7
Miscellaneous rubber products.....	07	13	6.0	0.1	0.0	0.5	0.6	0.2
Rubber and plastics footwear, including athletic footwear.....	07	1301	0.6	-1.2	0.4	0.1	0.0	0.0
Rubber and plastics footwear, including athletic footwear.....	07	130109	0.6	-1.2	0.4	0.1	0.0	0.0
Rubber and plastic belts and belting.....	07	1303	7.0	0.1	0.0	1.5	0.2	0.4
Flat rubber and plastics belts and belting.....	07	130371	6.4	0.1	0.0	2.0	0.0	0.2
Rubber and plastics transmission belts and belting (excluding flat).....	07	130372	8.2	0.0	0.0	0.7	0.6	0.8
Rubber and plastics hose.....	07	1304	0.7	-0.3	0.1	-0.6	0.0	0.0
Rubber and plastics hose.....	07	130411	0.7	-0.3	0.1	-0.6	0.0	0.0
Industrial rubber and plastics hose without fittings.....	07	1304116	-3.0	0.0	0.0	-0.9	0.0	0.0
Rubber and plastics water hose (incl. fire, irrigation, etc.).....	07	1304117	-0.3	0.0	1.0	-1.3	0.0	0.0
Rubber and plastics hose for on- and off-highway motor vehicles.....	07	1304118	4.2	-0.9	0.0	0.0	-0.1	0.0
Miscellaneous rubber products, n.e.c.....	07	1306	6.9	0.3	0.0	0.6	0.8	0.2
All other industrial rubber products.....	07	130604	5.5	1.0	0.0	0.0	0.0	-0.1
All other miscellaneous rubber goods.....	07	130606	8.1	0.0	0.1	2.4	1.3	0.0
Rubber compounds or mixtures for sale or interplant transfer.....	07	130612	11.4	0.0	0.0	0.2	0.1	0.0
Rubber druggist and medical sundries, excluding gloves.....	07	130616	—	0.0	0.0	0.0	0.0	—
Rubber products for mechanical use.....	07	130617	6.7	0.4	0.0	0.8	1.9	0.8
Molded rubber mechanical goods automotive.....	07	1306171	8.8	0.0	0.0	0.7	4.2	0.8
Molded rubber mechanical goods, transportation/off-highway.....	07	1306172	6.4	0.0	0.0	2.2	-0.2	1.5
Other molded rubber mechanical goods (excluding tubing).....	07	1306179	3.9	0.0	0.0	0.0	0.0	0.5
Other extruded rubber mechanical goods (excl. auto)(excl. tubing).....	07	130617C	3.1	0.7	0.0	0.0	0.0	0.0
Rubber coated fabrics, garments, and footwear.....	07	130618	13.1	0.0	0.0	0.0	3.4	0.0
Plastic products.....	07	2	3.0	-0.2	-0.2	-0.6	-0.4	-0.3
Plastic construction products.....	07	21	3.0	-1.1	-0.3	-0.2	-0.5	-0.1
Plastics construction products.....	07	2106	3.0	-1.1	-0.3	-0.2	-0.5	-0.1
Plastics pipe.....	07	210603	-1.0	-1.0	-0.5	-0.7	-2.9	0.1
Plastics drain, waste, and vent pipe.....	07	2106031	-8.6	-4.7	0.4	-4.2	-7.0	1.2
Plastics water pipe.....	07	2106033	4.1	-0.1	-2.1	1.7	-0.4	-0.3
Plastics sewer, stormdrain, and water main pipe.....	07	2106038	-1.6	1.0	-0.4	-0.5	-4.4	-0.3
Other plastics pipe.....	07	210603B	0.1	0.0	0.0	0.5	0.0	0.0
Plastics pipe fittings and unions.....	07	210604	9.6	-0.9	-0.1	-0.3	-1.9	1.8
Plastics plumbing fixtures.....	07	210605	6.3	0.2	0.5	1.4	0.5	0.0
Other plastics construction products.....	07	210606	4.1	-1.5	-0.3	-0.3	1.2	-0.5
Building and construction polystyrene foam products.....	07	2106061	10.7	-0.3	-0.2	0.1	-0.2	-0.3
Building & construction fabricated plastics products (excl foam, plumbing fixtures, hardware).....	07	2106063	3.0	-1.7	-0.3	-0.4	1.4	-0.5
Unsupported plastic film, sheet and other shapes.....	07	22	0.8	0.6	-0.7	-1.2	-0.1	-1.5
Unsupported plastics film, sheet, and other shapes.....	07	2205	0.8	0.6	-0.7	-1.2	-0.1	-1.5
Unsupported plastics film, sheet, and other shapes.....	07	220501	0.8	0.6	-0.7	-1.2	-0.1	-1.5
Unlaminated polyethylene film and sheet.....	07	2205011	1.7	1.0	-0.2	-0.5	0.7	-3.5
Unlaminated vinyl and vinyl copolymer film and sheet.....	07	2205013	9.5	0.0	-2.2	0.0	0.0	-1.0

See footnotes at end of table.

Table 7. Producer price index percentage changes for commodity and service groupings and individual items, not seasonally adjusted — Continued
 [March 2023]

Title	Commodity code		Unadjusted 12-month percent change ¹	Unadjusted 1-month percent change ¹				
	Group code	Item code		Mar. 2022 to Mar. 2023 ^P	Oct. to Nov.	Nov. to Dec. ^P	Dec. to Jan. ^P	Jan. to Feb. ^P
Miscellaneous unlaminated plastics film and sheet	07	2205014	-4.3	-0.4	-1.4	-4.4	0.3	-2.6
Unlaminated plastics profile shapes	07	2205015	5.6	2.9	0.4	0.6	-1.7	3.1
Laminated plastic sheets, rods, and tubes	07	23	5.0	0.3	0.0	0.0	0.0	0.0
Laminated plastics plates, sheet (except packaging), and shapes	07	2304	5.0	0.3	0.0	0.0	0.0	0.0
Laminated plastics plates, sheet (except packaging), and shapes	07	230401	5.0	0.3	0.0	0.0	0.0	0.0
Parts for manufacturing from plastics	07	26	3.2	-0.1	0.5	-0.1	-1.3	-0.2
Parts for transportation equipment	07	2601	1.3	0.0	0.0	0.0	-1.0	-0.4
Parts for transportation equipment	07	260105	1.3	0.0	0.0	0.0	-1.0	-0.4
Transportation polyurethane foam products	07	2601051	6.4	0.7	0.0	0.0	0.0	0.0
Transportation fabricated plastic parts (excluding foam and reinforced plastics)	07	2601052	0.9	-0.1	0.0	0.0	-1.1	-0.4
Other parts and components for manufacturing	07	2602	8.5	-0.3	1.1	0.0	-2.3	0.0
Other parts and components for manufacturing	07	260205	8.5	-0.3	1.1	0.0	-2.3	0.0
All other miscellaneous polyurethane foam products	07	2602051	6.5	2.8	0.1	0.0	0.0	0.0
Electrical & electronic fabricated plastics (excl. foam and reinforced plastics)	07	2602052	5.8	0.0	1.5	0.0	-6.0	0.0
All other polystyrene foam products incl. transportation application uses	07	2602053	13.4	-1.9	0.0	0.0	-1.1	0.0
Industrial machinery plastics products, excl foam (incl gears, bearings, bushings, cams)	07	2602054	9.0	-0.8	1.5	0.0	0.1	0.0
Foam components for furniture	07	2603	2.7	-0.2	1.8	-0.7	-1.7	0.1
Foam components for furniture	07	260305	2.7	-0.2	1.8	-0.7	-1.7	0.1
Other plastic products	07	29	2.5	0.1	0.1	-0.3	0.5	0.1
Other plastics products	07	2901	2.5	0.1	0.1	-0.3	0.5	0.1
Custom compounding of purchased resins and color concentrates	07	290196	-5.1	0.2	-0.6	-2.6	-0.5	-0.6
All other reinforced and fiberglass plastics products	07	290197	15.8	0.0	1.1	3.5	2.2	1.3
Products made of foam other than polystyrene or polyurethane	07	290198	3.1	0.0	0.0	1.8	0.0	0.4
Plastic packaging products	07	2A	1.8	-0.5	-0.4	-2.0	-0.7	-0.2
Plastics packaging products	07	2A01	1.8	-0.5	-0.4	-2.0	-0.7	-0.2
Plastics packaging products	07	2A0101	1.8	-0.5	-0.4	-2.0	-0.7	-0.2
Other plastics packaging products, excluding film, sheet, foam and bottles	07	2A01012	-1.9	-1.1	0.0	-2.3	-0.5	-0.1
Packaging polyurethane foam products	07	2A01013	0.0	0.0	0.0	0.0	0.0	0.0
Plastics bottles	07	2A01014	4.0	-0.2	0.0	-2.4	-1.3	0.1
Polystyrene foam food containers	07	2A01015	-2.2	1.5	-4.1	-1.0	-0.1	-1.2
Polystyrene foam protective shipping pads, shaped cushioning, etc... ..	07	2A01016	37.0	0.0	-0.8	0.5	-0.6	-0.8
Consumer, institutional, and commercial products, n.e.c.	07	2B	7.1	0.2	-0.1	0.3	0.2	-0.2
All other consumer, institutional, and commercial products	07	2B01	7.1	0.2	-0.1	0.3	0.2	-0.2
All other consumer, institutional, and commercial products	07	2B0101	7.1	0.2	-0.1	0.3	0.2	-0.2
Consumer and institutional polystyrene foam products	07	2B01011	2.6	0.6	-2.9	0.3	-0.6	0.4
Consumer/institutional/commercial fabricated plastics products	07	2B01015	7.8	0.2	0.0	0.3	0.4	-0.3
Recyclable plastics	07	2C	-10.5	-5.4	-0.5	1.6	-0.7	0.0
Recyclable plastics	07	2C01	-10.5	-5.4	-0.5	1.6	-0.7	0.0
Recyclable plastics	07	2C0101	-10.5	-5.4	-0.5	1.6	-0.7	0.0
Lumber and wood products	08	-	-18.3	-1.5	-1.5	-0.5	-0.1	-0.5
Lumber	08	1	-40.8	-2.3	-4.4	-0.4	1.3	-1.2
Softwood lumber	08	11	-49.3	-1.2	-5.6	-5.2	3.2	-0.9
Softwood cut stock and dimension	08	1105	-37.6	-1.8	-4.4	-2.5	3.4	0.2
Softwood cut stock and dimension	08	110503	-37.6	-1.8	-4.4	-2.5	3.4	0.2
Softwood lumber, not edge worked	08	1106	-53.5	-0.9	-6.0	-5.8	3.3	-1.0
Softwood lumber, not edge worked	08	110601	-53.5	-0.9	-6.0	-5.8	3.3	-1.0
Softwood dressed lumber, less than 2 inches in nominal thickness, not edge worked	08	1106012	-22.3	2.5	0.6	-1.4	-5.4	-6.1
Softwood dressed 2-inch lumber, 2 inches in nominal thickness only, not edge worked	08	1106013	-64.8	-1.2	-10.7	-9.3	8.1	-0.2
Softwood dressed lumber and timbers, more than 2 inches in nominal thickness, not edge worked	08	1106014	-58.3	-3.3	-0.3	-8.2	2.4	-0.9
Softwood lumber, made from purchased lumber	08	1107	-23.6	-2.4	-4.1	-0.6	2.0	-1.2
Softwood lumber, made from purchased lumber	08	110701	-23.6	-2.4	-4.1	-0.6	2.0	-1.2
Hardwood lumber	08	12	-14.3	-4.5	-1.8	7.8	-1.6	-1.6
Hardwood cut stock and dimension	08	1203	-20.0	-2.4	-1.6	0.0	0.0	-1.6
Hardwood cut stock and dimension	08	120311	-20.0	-2.4	-1.6	0.0	0.0	-1.6
Hardwood flooring	08	1204	2.9	0.5	0.3	-0.4	1.2	-0.9
Oak and maple hardwood flooring	08	120401	2.4	0.7	0.3	-0.4	1.3	-1.0

See footnotes at end of table.

Table 7. Producer price index percentage changes for commodity and service groupings and individual items, not seasonally adjusted — Continued
 [March 2023]

Title	Commodity code		Unadjusted 12-month percent change ¹	Unadjusted 1-month percent change ¹				
	Group code	Item code		Mar. 2022 to Mar. 2023 ^P	Oct. to Nov.	Nov. to Dec. ^P	Dec. to Jan. ^P	Jan. to Feb. ^P
Hardwood flooring, other than oak and maple.....	08	120402	6.0	-0.1	0.0	0.0	0.0	0.4
Hardwood lumber, not edge worked.....	08	1205	-31.9	-9.4	-4.3	14.6	-3.9	-3.1
Hardwood lumber, not edge worked.....	08	120501	-31.9	-9.4	-4.3	14.6	-3.9	-3.1
Millwork.....	08	2	-0.7	-1.2	-0.7	-0.2	0.1	-0.4
General millwork.....	08	21	7.1	-0.3	-0.2	-0.1	1.3	-0.2
General millwork.....	08	2101	7.1	-0.3	-0.2	-0.1	1.3	-0.2
Stock wood kitchen cabinets, related cabinetwork and countertops.....	08	210102	3.4	0.0	0.0	0.0	0.0	0.0
Stock wood kitchen cabinets and related cabinetwork for permanent installation.....	08	2101021	2.3	0.0	0.0	0.0	0.0	0.0
Custom wood kitchen cabinets, bathroom vanities, and related cabinetwork.....	08	210105	10.0	0.1	2.1	0.0	0.0	0.0
Custom wood kitchen cabinets and related cabinetwork not sold direct to customer at retail.....	08	2101051	7.1	0.1	3.5	0.0	0.0	0.0
Custom wood kitchen cabinets, bathroom vanities, and related cabinet work sold at retail.....	08	2101052	12.7	0.0	0.8	0.0	0.0	0.0
Wood window units.....	08	210112	18.2	0.0	0.0	0.0	4.0	0.3
Double hung wood window units.....	08	2101121	11.7	0.0	0.0	0.0	3.9	0.0
Casement wood window units.....	08	2101122	20.7	0.0	0.0	0.0	4.0	0.7
All other wood window units, including horizontal sliding, awning and single hung.....	08	2101123	27.8	0.0	0.0	0.0	4.4	0.0
Wood sash, excluding sash shipped in window units.....	08	210122	19.9	0.0	0.0	0.0	4.5	0.0
Wood window & door frames, incl. door frames in door units, excl. window frames in window units.....	08	210132	-13.8	-1.9	-6.8	-1.1	0.3	-2.0
Wood panel, flush, & molded face doors, interior & exterior, incl. doors with glazed sections.....	08	210142	15.8	0.1	0.1	0.8	3.9	0.0
Other wood doors, incl. garage, patio, bifold, cabinet, screen, storm and louver.....	08	210152	16.2	0.1	-0.3	-0.5	3.9	-0.2
Wood moldings.....	08	210162	-2.2	-0.3	-1.2	-1.2	-0.5	-0.8
Mirror and picture frames and framed pictures.....	08	210175	6.1	0.0	0.0	0.0	0.0	0.0
Other wood millwork products, including stairwork, exterior millwork, and softwood flooring.....	08	210183	-6.7	-2.6	-1.3	0.9	-0.3	0.1
Prefabricated structural members.....	08	22	-20.5	-4.3	-2.3	-0.8	-3.2	-1.0
Prefabricated structural members.....	08	2201	-20.5	-4.3	-2.3	-0.8	-3.2	-1.0
Laminated veneer lumber.....	08	220107	12.9	0.0	-0.5	-0.2	-0.2	-0.2
Other engineered structural wood members, excluding trusses & laminated veneer lumber.....	08	220108	-10.4	-5.9	-0.5	0.0	-2.0	-1.4
Wood trusses.....	08	220109	-25.8	-4.7	-2.8	-1.0	-3.9	-1.1
Plywood.....	08	3	-28.7	-4.0	-1.7	-1.4	-1.6	-0.6
Softwood veneer and plywood.....	08	31	-41.2	-5.8	-2.6	-3.3	-0.3	-0.9
Softwood veneer and plywood.....	08	3103	-41.2	-5.8	-2.6	-3.3	-0.3	-0.9
Softwood veneer and plywood.....	08	310303	-41.2	-5.8	-2.6	-3.3	-0.3	-0.9
Softwood veneer, incl. veneer backed w/ paper, cloth, or other flexible material.....	08	3103031	-37.8	-6.5	-5.1	-2.6	-4.0	-3.1
Softwood plywood products: rough, sanded, and specialties.....	08	3103035	-41.0	-5.6	-1.9	-3.7	1.9	0.2
Hardwood veneer and plywood.....	08	35	6.2	-0.8	-0.2	1.0	-3.2	-0.2
Hardwood veneer and plywood.....	08	3501	6.2	-0.8	-0.2	1.0	-3.2	-0.2
Hardwood veneer, including veneer backed with paper, cloth, or other flexible material.....	08	350102	7.6	0.3	0.2	0.4	0.2	0.1
Hardwood plywood.....	08	350104	-0.5	-1.5	-0.7	0.5	-7.9	0.4
Hardwood veneered panels, including two-ply veneers.....	08	350107	18.6	-0.5	0.4	4.0	-1.9	-2.3
Other wood products.....	08	4	-6.7	-1.5	-0.3	-0.4	-1.2	-1.0
Wood pallets and pallet containers, wood and metal combination.....	08	41	-9.0	-1.8	-0.4	-0.6	-2.3	-0.9
Wood pallets and pallet containers.....	08	4101	-9.0	-1.8	-0.4	-0.6	-2.3	-0.9
Wood pallets and pallet containers, wood and metal combination.....	08	410101	-9.0	-1.8	-0.4	-0.6	-2.3	-0.9
Wood boxes.....	08	42	-9.9	-2.3	-0.3	0.0	0.1	0.0
Wood boxes.....	08	4201	-9.9	-2.3	-0.3	0.0	0.1	0.0
Nailed and lock-corner wood boxes.....	08	420101	0.9	0.0	-0.2	0.2	0.0	0.0
Wood box and crate shook.....	08	420102	-10.1	-5.8	-0.7	0.0	0.3	0.0
Other wood container parts and wood containers.....	08	420127	-14.0	0.0	0.0	0.0	0.0	0.0
Miscellaneous wood products.....	08	49	-2.5	-0.9	-0.1	-0.2	0.1	-1.3
Wood ties, siding, shingles, and shakes, and contract sawing of logs owned by others.....	08	4903	6.5	-0.1	1.3	1.2	0.0	1.2
Wood ties, siding, shingles, and shakes, and contract sawing of logs owned by others.....	08	490301	6.5	-0.1	1.3	1.2	0.0	1.2
Sawn wood fence stock, wood lath, and contract resawing and planing.....	08	4904	0.0	0.0	0.0	0.0	0.0	0.0

See footnotes at end of table.

Table 7. Producer price index percentage changes for commodity and service groupings and individual items, not seasonally adjusted — Continued
 [March 2023]

Title	Commodity code		Unadjusted 12-month percent change ¹	Unadjusted 1-month percent change ¹				
	Group code	Item code		Mar. 2022 to Mar. 2023 ^P	Oct. to Nov.	Nov. to Dec. ^P	Dec. to Jan. ^P	Jan. to Feb. ^P
Sawn wood fence stock, wood lath, and contract resawing and planing.....	08	490401	0.0	0.0	0.0	0.0	0.0	0.0
All other miscellaneous wood products.....	08	4909	-3.4	-1.1	-0.2	-0.3	0.1	-1.6
All other miscellaneous wood products.....	08	490901	-3.4	-1.1	-0.2	-0.3	0.1	-1.6
Logs, bolts, timber, pulpwood and wood chips.....	08	5	-0.7	0.0	0.8	-0.5	-0.9	-1.1
Logs, bolts, timber, pulpwood and wood chips.....	08	51	-0.7	0.0	0.8	-0.5	-0.9	-1.1
Logs, bolts, timber, pulpwood and wood chips.....	08	5105	-0.7	0.0	0.8	-0.5	-0.9	-1.1
Logs, bolts, timber and pulpwood.....	08	510502	-1.8	0.3	0.2	-0.6	-1.0	-1.6
Wood chips, excluding field chips.....	08	510505	3.3	-0.9	2.7	-0.1	-0.4	0.6
Prefabricated wood buildings & components.....	08	6	-2.9	0.3	-0.6	-2.2	-0.5	-0.1
Prefabricated wood buildings & components.....	08	61	-2.9	0.3	-0.6	-2.2	-0.5	-0.1
Prefabricated wood buildings and components.....	08	6101	-2.9	0.3	-0.6	-2.2	-0.5	-0.1
Prefabricated stationary wood buildings, components (not sold as complete units).....	08	610101	-0.1	-0.4	-1.6	5.3	-1.2	-1.2
Prefabricated stationary wood buildings, precut packages (complete units).....	08	610102	6.6	0.1	-0.1	-1.2	-0.1	0.4
Prefabricated stationary wood buildings, shipped in panel form (complete units).....	08	610103	-14.9	2.5	-0.3	-6.7	-0.2	-0.2
Prefabricated stationary wood buildings, shipped in three-dimensional assemblies.....	08	610104	2.8	0.0	0.0	0.3	-0.8	0.1
Prefabricated stationary wood buildings, three-dimensional assemblies, residential.....	08	6101041	3.3	0.0	0.0	0.3	0.0	0.1
Prefabricated stationary wood buildings, three-dimensional assemblies, nonresidential.....	08	6101042	-2.6	0.0	0.0	0.0	-7.6	0.0
Treated wood and contract wood preserving.....	08	7	-8.8	0.2	-1.1	-0.7	0.4	4.0
Treated wood and contract wood preserving.....	08	71	-8.8	0.2	-1.1	-0.7	0.4	4.0
Treated wood.....	08	7101	-9.4	0.2	-1.2	-0.8	0.4	4.1
Wood poles, piles, and posts owned and treated by the same establishment.....	08	710101	25.0	0.6	1.1	-1.1	-0.8	7.7
Other wood products owned and treated by the same establishment.....	08	710102	-21.5	0.0	-2.3	-0.4	1.9	0.0
Contract wood preservation.....	08	7102	-1.3	-0.5	-0.2	1.5	0.1	0.1
Receipts for treating wood owned by others w/ arsenical chemicals, creosote, & other chemicals.....	08	710201	-1.3	-0.5	-0.2	1.5	0.1	0.1
Pulp, paper, and allied products.....	09	—	3.5	0.2	0.0	0.2	0.0	0.0
Pulp, paper, and prod., ex. bldg. paper.....	09	1	4.7	0.0	0.2	0.0	0.0	-0.5
Wood pulp.....	09	11	18.3	4.7	-2.2	4.3	-5.1	-0.8
Wood pulp.....	09	1105	18.3	4.7	-2.2	4.3	-5.1	-0.8
Wood pulp.....	09	110501	18.3	4.7	-2.2	4.3	-5.1	-0.8
Special alpha and dissolving wood pulp, incl. sulfite and sulfate and other wood pulp.....	09	1105012	20.2	4.6	-2.8	4.4	-5.7	-0.4
All other miscellaneous pulp, other than wood, and pulp mill byproducts incl. turpentine.....	09	1105017	12.5	5.0	0.0	3.4	0.0	-3.5
Recyclable paper.....	09	12	-59.8	-23.9	10.1	-3.7	10.1	0.2
News and other low grade recyclable paper.....	09	1201	-53.8	-27.6	0.0	-4.3	0.0	4.6
News and other low grade recyclable paper.....	09	120125	-53.8	-27.6	0.0	-4.3	0.0	4.6
Corrugated recyclable paper.....	09	1203	-63.4	-34.7	21.7	-2.8	19.5	1.9
Corrugated recyclable paper.....	09	120325	-63.4	-34.7	21.7	-2.8	19.5	1.9
High grade recyclable paper (including pulp substitutes and deinking).....	09	1207	-50.6	-0.7	-3.0	-5.2	-3.3	-5.2
High grade recyclable (including pulp substitutes and deinking).....	09	120725	-50.6	-0.7	-3.0	-5.2	-3.3	-5.2
Paper.....	09	13	6.6	-0.4	0.2	-0.3	0.7	-0.7
Writing and printing papers.....	09	1301	11.0	0.3	0.7	1.0	0.9	-1.5
Bleached bristol, clay-coated, uncoated, and industrial converted paper.....	09	130119	11.7	-0.2	0.3	1.4	1.1	-1.7
Printing paper, coated at establishments other than where paper was produced.....	09	130120	-1.2	0.0	0.0	1.1	0.0	-1.5
Newsprint.....	09	1302	13.4	-0.9	-2.3	0.5	1.3	-2.4
Newsprint.....	09	130291	13.4	-0.9	-2.3	0.5	1.3	-2.4
Packaging and industrial converting paper.....	09	1303	-1.0	-1.0	-0.6	-1.4	0.3	-0.5
Coated and laminated single and multi-web paper.....	09	130321	15.6	0.0	0.4	-0.2	0.2	0.1
Single-web paper, rolls and sheets, including waxed, for flexible packaging uses.....	09	1303211	23.5	0.0	0.5	1.8	0.0	0.0
Multiweb laminated rolls and sheets, except foil, for flexible packaging uses.....	09	1303213	7.0	0.0	0.2	-2.1	0.5	0.1
Coated and laminated single and multi-web film.....	09	130322	-3.8	-1.2	-0.9	-1.2	0.4	-0.8
Single-web film, rolls, and sheets, including coextruded, for flexible packaging uses.....	09	130322A	-1.9	-1.6	0.7	-1.7	0.5	0.3

See footnotes at end of table.

Table 7. Producer price index percentage changes for commodity and service groupings and individual items, not seasonally adjusted — Continued
 [March 2023]

Title	Commodity code		Unadjusted 12-month percent change ¹	Unadjusted 1-month percent change ¹				
	Group code	Item code		Mar. 2022 to Mar. 2023 ^P	Oct. to Nov.	Nov. to Dec. ^P	Dec. to Jan. ^P	Jan. to Feb. ^P
Single-web film, rolls, and sheets for flexible packaging uses.....	09	130322A1	-1.2	-1.7	0.6	-2.1	1.1	0.1
Coextruded single-web film, for flexible packaging uses.....	09	130322A2	-5.4	-1.2	1.3	-0.4	-2.2	1.0
All other coated and processed papers.....	09	1305	12.4	-1.6	2.8	-2.2	1.8	4.3
Converted foil for nonpackaging applications.....	09	130505	8.5	0.0	0.0	0.0	-1.9	0.0
Other coated and processed papers, except for packaging uses.....	09	130506	13.8	-2.0	3.5	-2.8	2.6	5.5
Paperboard.....	09	14	4.2	0.3	-0.5	-0.5	-1.0	-0.9
Corrugated paperboard in sheets and rolls, lined and unlined.....	09	1405	0.1	0.0	-1.1	-1.0	-1.3	-4.4
Corrugated paperboard in sheets and rolls, lined and unlined.....	09	140551	0.1	0.0	-1.1	-1.0	-1.3	-4.4
Paperboard, excluding corrugated paperboard in sheets and rolls.....	09	1411	5.1	0.3	-0.4	-0.4	-1.0	-0.1
Recycled paperboard.....	09	141105	2.1	-0.1	-1.3	-1.8	-1.7	-0.4
Unbleached kraft packaging and industrial converting paperboard.....	09	141107	4.6	0.0	0.0	0.0	-0.6	0.0
Bleached packaging and industrial converting paperboard.....	09	141112	9.7	1.7	0.0	0.0	0.0	0.0
Converted paper and paperboard products.....	09	15	9.6	0.7	0.3	0.2	0.1	-0.3
Sanitary paper products, including stock.....	09	1501	12.5	2.8	-0.4	0.9	0.0	0.2
Sanitary paper products, including stock.....	09	150123	12.5	2.8	-0.4	0.9	0.0	0.2
Sanitary tissue paper products, made in paper mills.....	09	1501233	13.5	3.6	-0.9	1.3	-0.4	0.6
Disposable diapers and similar disposable products, purchased sanitary paper stock and wadding.....	09	1501234	4.2	0.0	0.0	0.0	0.0	0.0
Sanitary tissue paper products, made from purchased sanitary paper stock or wadding.....	09	1501235	16.9	2.4	0.5	0.9	1.0	-0.4
Paper, plastic, and foil bags.....	09	1502	2.3	-0.7	0.1	0.3	-0.1	0.1
Uncoated single-web paper grocers' bags and sacks and variety and shopping bags.....	09	150214	3.2	0.0	1.1	0.0	0.0	0.0
Specialty bags, pouches and liners.....	09	150216	2.3	-0.9	0.0	0.3	-0.1	0.1
Plastics, foil, and coated paper bags.....	09	1502161	5.4	0.7	0.2	0.6	-0.1	0.0
Specialty bags, pouches, and liners, multiweb laminations and foil, except film-film.....	09	15021612	6.0	1.3	0.2	1.2	-0.2	0.0
Single-web film specialty bags, pouches, and liners.....	09	1502162	1.7	-1.2	0.0	0.3	-0.1	0.1
Polyethylene grocery and variety bags and pouches.....	09	15021621	1.0	-0.8	0.0	0.0	0.1	-0.6
Polyethylene refuse bags.....	09	15021622	-4.3	-3.4	0.0	-1.4	-0.7	0.0
Other polyethylene bags, pouches, and liners.....	09	15021625	12.3	-0.7	0.1	1.7	0.2	0.8
Coextruded single-web film specialty bags, pouches, & liners.....	09	15021626	-3.2	0.0	0.0	0.0	-0.6	0.0
Multiweb film/film combination specialty bags, pouches and liners.....	09	1502163	4.4	0.7	0.0	-0.9	0.6	0.0
Paper boxes and containers.....	09	1503	9.7	0.6	0.1	-0.1	0.2	-0.4
Corrugated shipping containers.....	09	150301	5.6	-0.1	-0.3	-0.7	0.2	-0.6
Corrugated shipping containers for food and beverages and carryout boxes for retail food.....	09	1503011	5.2	-0.3	-0.1	-0.6	-0.2	-0.3
Corrugated shipping containers for paper and allied products.....	09	1503012	5.3	0.0	-0.5	-2.1	2.7	0.0
Corrugated shipping containers for metal and electrical machinery.....	09	1503013	7.7	0.1	-0.2	-1.6	0.2	0.0
Corrugated shipping containers for all other end uses.....	09	1503014	7.7	-0.1	-0.1	0.2	-0.4	-1.5
Setup (rigid) paperboard boxes.....	09	150322	23.2	3.4	0.8	3.2	0.8	0.0
Folding paperboard boxes, packaging, and packaging components.....	09	150336	16.9	1.9	0.7	0.2	0.3	0.1
Folding paperboard boxes, packaging, and packaging components.....	09	15033601	16.9	1.9	0.7	0.2	0.3	0.1
Paperboard fiber drums with ends of any material.....	09	150337	-5.6	-0.3	0.0	-0.1	-3.1	0.0
Cups and liquid-tight paper and paperboard containers.....	09	150355	-	0.0	0.0	0.0	-	-
Other corrugated and solid fiber products, including containers, pallets, pads, etc.....	09	1504	6.2	0.0	0.1	0.3	-1.1	-0.4
Other corrugated and solid fiber products, including containers, pallets, pads, etc.....	09	150441	6.2	0.0	0.1	0.3	-1.1	-0.4
Office supplies and accessories.....	09	1506	19.3	-3.4	4.7	-0.5	1.6	-1.7
Envelopes.....	09	150636	17.8	0.2	0.5	-1.5	-0.7	-0.7
Die-cut paper and paperboard office supplies.....	09	150646	29.8	0.3	6.4	1.8	0.0	0.0
Paper supplies for business machines and other misc. unprinted office supplies.....	09	150655	13.6	-14.9	13.7	-1.4	4.8	-5.5
Tablets, pads, and related products.....	09	150657	21.5	3.5	2.0	1.4	3.3	0.2
Fiber cans, tubes, and similar fiber products.....	09	1507	7.1	0.0	0.1	0.1	1.4	-1.6
Fiber cans, all fiber and composite.....	09	150731	4.1	-0.4	0.3	0.4	4.4	-4.1
Fiber cores and tubes.....	09	150732	8.8	0.2	0.0	0.0	0.0	-0.4
Paperboard cones, reels, spools, bobbins, blocks, and all vulcanized fiber products.....	09	150733	0.8	0.0	0.0	0.0	0.0	0.0
Molded pulp goods, including egg cartons, florists pots, food trays, etc.....	09	1508	12.7	0.6	1.6	0.6	-0.6	1.3
Molded pulp goods, including egg cartons, florists pots, food trays, etc.....	09	150814	12.7	0.6	1.6	0.6	-0.6	1.3
Miscellaneous converted paper and paperboard products.....	09	1509	4.1	0.2	-0.2	-0.7	-0.8	-0.4
Pasted, lined, laminated, or surface-coated paperboard.....	09	150901	6.4	0.0	0.0	-2.0	0.0	0.0
Wallcoverings.....	09	150902	0.0	0.0	0.0	0.0	0.0	0.0
Other sanitary paper products & misc. converted paper & paperboard products.....	09	150999	3.9	0.2	-0.2	-0.4	-1.0	-0.5

See footnotes at end of table.

Table 7. Producer price index percentage changes for commodity and service groupings and individual items, not seasonally adjusted — Continued
 [March 2023]

Title	Commodity code		Unadjusted 12-month percent change ¹	Unadjusted 1-month percent change ¹				
	Group code	Item code		Mar. 2022 to Mar. 2023 ^P	Oct. to Nov.	Nov. to Dec. ^P	Dec. to Jan. ^P	Jan. to Feb. ^P
Miscellaneous converted paper and paperboard products.....	09	1509992	4.7	0.2	-0.2	-0.7	-1.6	-0.8
Pressure-sensitive products.....	09	16	8.8	0.2	1.0	0.0	0.0	-0.5
Pressure-sensitive products.....	09	1601	8.8	0.2	1.0	0.0	0.0	-0.5
Pressure-sensitive products.....	09	160101	8.8	0.2	1.0	0.0	0.0	-0.5
Building paper & building board mill prods.....	09	2	-51.3	-0.3	-8.4	-6.6	-1.1	0.5
Hardboard, particleboard & fiberboard prods.....	09	22	-51.3	-0.3	-8.4	-6.6	-1.1	0.5
Particleboard and fiberboard.....	09	2201	-54.3	-0.3	-9.2	-6.9	-1.1	0.5
Particleboard made from particleboard produced at the same location...	09	220125	1.8	0.2	-1.7	0.6	-2.4	0.0
Prefinished particleboard and medium density fiberboard (MDF) made from purchased materials.....	09	220141	6.5	0.4	-3.1	0.0	0.0	0.0
Hardboard products.....	09	2202	10.2	-0.2	-0.5	-0.5	0.0	1.0
Hardboard products.....	09	220206	10.2	-0.2	-0.5	-0.5	0.0	1.0
Publications, printed matter and printing material.....	09	4	12.0	1.1	0.4	1.4	0.2	1.1
Books printing.....	09	44	18.9	1.4	0.4	1.7	1.2	0.9
Books printing.....	09	4401	18.9	1.4	0.4	1.7	1.2	0.9
Books printing.....	09	440114	18.9	1.4	0.4	1.7	1.2	0.9
Textbook printing and binding.....	09	4401141	7.5	0.1	0.0	0.1	0.0	-0.1
Technical, scientific, & professional book printing & binding.....	09	4401143	10.6	0.1	0.4	0.0	0.0	0.0
Religious book printing and binding.....	09	4401145	18.3	0.5	0.1	0.7	0.0	0.2
General book (trade, etc.) printing and binding.....	09	4401147	40.7	3.6	0.1	4.3	3.1	2.3
Other book and pamphlet printing and binding.....	09	440114E	4.9	0.0	1.6	-0.2	0.0	0.3
Manifold business forms printing.....	09	45	0.1	0.0	0.1	0.0	0.0	0.0
Manifold business forms printing.....	09	4501	0.1	0.0	0.1	0.0	0.0	0.0
Manifold business forms printing, excluding checkbooks.....	09	450105	0.1	0.0	0.1	0.0	0.0	0.0
Commercial printing.....	09	47	12.5	1.2	0.4	1.4	0.1	1.2
Magazine and periodical printing.....	09	4701	14.0	0.0	1.2	0.3	0.0	0.0
Magazine and periodical printing (lithographic).....	09	470102	14.0	0.0	1.2	0.3	0.0	0.0
Label and wrapper printing for packaging.....	09	4702	21.2	0.9	0.1	0.9	0.0	6.8
Label and wrapper printing (lithographic).....	09	470202	4.4	0.0	0.0	0.0	0.0	0.0
Label and wrapper printing (flexographic).....	09	470205	29.5	1.4	0.2	0.5	0.0	10.6
Catalog and directory printing.....	09	4703	10.4	0.5	0.1	0.8	0.0	0.0
Catalog and directory printing (lithographic).....	09	470302	10.4	0.5	0.1	0.8	0.0	0.0
Advertising printing.....	09	4705	7.3	1.3	0.2	0.3	0.0	0.0
Advertising printing (lithographic).....	09	470506	7.7	1.3	0.2	0.3	0.0	0.0
Other general job printing.....	09	4706	8.1	3.7	0.6	0.0	0.4	0.0
Quick printing.....	09	470604	4.5	0.0	0.6	0.0	3.3	0.0
Other commercial and general job printing.....	09	470609	9.7	4.7	0.7	0.0	0.0	0.0
Other commercial and general job printing (lithographic).....	09	4706091	10.1	4.9	0.7	0.0	0.0	0.0
All other commercial and general job printing.....	09	4706094	0.1	0.0	0.0	0.0	0.0	0.0
Other commercial printing, incl. screen, engraving, digital, & general job exc. labels/wrappers.....	09	4711	12.6	0.6	0.5	3.2	0.3	0.0
Commercial screen printing, excluding on garments, apparel accessories, & other fabric articles.....	09	471101	12.6	0.0	2.3	2.8	0.0	0.3
Screen printing (excluding on textiles, apparel, apparel accessories, and labels).....	09	4711012	12.6	0.0	2.3	2.8	0.0	0.3
Other commercial and general job screen printing.....	09	47110123	2.9	0.0	0.0	1.8	0.0	0.8
Digital printing.....	09	471103	12.5	0.8	0.1	3.5	0.3	0.0
Blankbooks, binders, and bookbinding work.....	09	48	7.9	0.0	0.2	2.2	0.7	0.0
Tradebinding and related work.....	09	4802	6.8	0.0	0.6	0.1	1.2	0.0
Miscellaneous binding and postpress work, incl collating, perforating, folding, gluing, etc.....	09	480203	1.8	0.0	0.0	0.2	0.8	-0.1
Softcover, pamphlet, sample book, and other binding of books and materials printed elsewhere.....	09	480204	16.5	0.0	1.7	0.0	2.2	0.0
Services for the printing trade.....	09	49	2.6	0.0	0.0	0.0	0.0	0.0
Prepress services, including platemaking.....	09	4905	2.6	0.0	0.0	0.0	0.0	0.0
Prepress services, excl platemaking (incl film, assembled flats, color sep., typesetting, etc.).....	09	490501	3.9	0.0	0.0	0.0	0.0	0.0
Printing plates and cylinders, prepared for printing (excl blank plates and blank cylinders).....	09	490502	0.7	0.0	0.0	0.0	0.0	0.0
Metals and metal products.....	10	-	-6.0	-0.2	-0.4	0.7	1.0	1.1
Iron and steel.....	10	1	-13.8	-2.7	-1.6	0.3	2.9	2.9
Iron ores.....	10	11	12.6	1.5	-0.1	0.9	0.0	0.0
Iron ores.....	10	1105	12.6	1.5	-0.1	0.9	0.0	0.0

See footnotes at end of table.

Table 7. Producer price index percentage changes for commodity and service groupings and individual items, not seasonally adjusted — Continued
 [March 2023]

Title	Commodity code		Unadjusted 12-month percent change ¹	Unadjusted 1-month percent change ¹				
	Group code	Item code		Mar. 2022 to Mar. 2023 ^P	Oct. to Nov.	Nov. to Dec. ^P	Dec. to Jan. ^P	Jan. to Feb. ^P
Iron ores.....	10	110555	12.6	1.5	-0.1	0.9	0.0	0.0
Iron and steel scrap.....	10	12	-21.8	-3.3	5.0	10.2	6.4	10.7
Carbon steel scrap.....	10	1211	-19.8	-4.0	4.9	10.4	6.5	12.5
Heavy melting scrap.....	10	121191	-21.5	-3.2	0.5	13.5	10.1	8.2
Carbon steel scrap bundles.....	10	121192	-21.6	-5.9	8.3	9.2	8.3	19.6
Shredded carbon steel scrap.....	10	121193	-16.5	-5.0	5.2	9.0	7.5	14.6
Cut plate and structural scrap.....	10	121194	-14.5	-2.5	6.7	10.8	6.9	9.1
Other carbon steel scrap.....	10	121195	-41.7	-0.5	9.0	11.4	-15.7	9.3
Stainless and other alloy steel scrap.....	10	1212	-44.6	6.3	10.0	6.5	4.4	-7.7
Stainless and other alloy steel scrap.....	10	121208	-44.6	6.3	10.0	6.5	4.4	-7.7
Cast iron scrap.....	10	1213	-16.4	-3.0	1.6	7.0	7.7	2.3
Cast iron scrap.....	10	121308	-16.4	-3.0	1.6	7.0	7.7	2.3
Other ferrous scrap.....	10	1215	-20.5	2.4	-1.5	24.5	3.8	18.7
Other ferrous scrap.....	10	121501	-20.5	2.4	-1.5	24.5	3.8	18.7
Foundry and forge shop products.....	10	15	5.7	-0.1	0.2	1.5	0.6	0.0
Pressure and soil pipe & fittings, cast iron.....	10	1502	12.0	1.4	1.0	-0.5	0.6	0.3
Pressure pipe & fittings, cast iron.....	10	15021	10.8	1.8	1.3	-0.8	0.9	0.5
Pressure pipe & fittings, ductile iron.....	10	150211	8.4	1.9	-0.9	-0.8	0.9	0.4
Other gray and ductile iron castings.....	10	1504	4.5	0.0	-0.7	-0.1	0.7	-0.5
Ductile iron castings (excluding pressure pipe & fittings).....	10	150413	5.1	0.0	-0.1	-0.1	0.6	-0.1
Ductile iron castings for automotive uses.....	10	1504131	2.7	-0.1	-0.2	0.2	1.6	-0.5
Ductile iron castings for all other uses.....	10	1504132	7.0	0.1	-0.1	-0.3	0.1	0.2
Gray iron castings (excluding soil & pressure pipe & fittings).....	10	150419	3.7	0.0	-1.3	-0.1	0.9	-1.2
Steel investment castings.....	10	1506	8.9	0.0	0.0	2.1	0.5	0.0
Steel investment castings.....	10	150624	8.9	0.0	0.0	2.1	0.5	0.0
Carbon steel castings, except investment.....	10	1507	10.7	0.3	2.5	0.3	0.5	0.0
Carbon steel castings, except investment.....	10	150701	10.7	0.3	2.5	0.3	0.5	0.0
High alloy steel castings, excluding investment.....	10	1508	-	0.0	0.0	6.8	-	-
High alloy steel castings, excluding investment.....	10	150801	-	0.0	0.0	6.8	-	-
Other alloy steel castings, except investment.....	10	1509	9.3	0.0	0.0	0.2	0.0	0.1
Other alloy steel castings, except investment.....	10	150901	9.3	0.0	0.0	0.2	0.0	0.1
Other forge shop products.....	10	1513	1.4	-0.6	0.4	2.4	0.9	0.3
Closed die forgings, ferrous.....	10	151359	6.2	-0.8	-1.4	2.6	1.0	0.3
Hot impression die impact, press and upset steel forgings.....	10	15135912	5.2	-0.8	-1.5	2.8	1.2	0.4
Hot impression die impact, press, and upset carbon steel forgings.....	10	151359121	4.7	-0.4	-3.6	2.5	1.7	0.0
Hot impression die impact, press, & upset alloy steel forgings, except stainless and high temp.....	10	151359122	4.6	-1.4	0.5	2.0	0.8	0.8
Steel mill products.....	10	17	-15.1	-3.1	-3.4	-2.3	2.5	1.2
Semifinished steel mill products.....	10	1702	-2.3	-1.6	-3.3	2.0	3.4	3.3
Hot rolled steel bars, plates, and structural shapes.....	10	1704	-8.9	-3.1	-2.7	-2.5	-0.3	-0.7
Hot rolled steel bars, plates, and structural shapes, carbon.....	10	170410	-9.8	-2.8	-3.2	-2.3	-0.3	-0.9
Steel wire.....	10	1705	0.2	-1.0	-1.4	0.4	-1.0	0.1
Steel wire, carbon.....	10	170501	-6.1	-1.9	-2.0	-0.1	-1.9	-0.6
Steel wire, stainless steel.....	10	170502	-	0.0	0.0	0.0	-	-
Steel pipe and tube.....	10	1706	-13.2	-1.0	-3.1	-1.0	-4.7	-0.5
Steel pipe and tube, carbon.....	10	170652	-17.4	-1.0	-3.1	-1.6	-4.7	-0.1
Steel pipe and tube, stainless steel.....	10	170674	2.9	-1.0	-1.3	2.9	-0.1	-0.9
Cold rolled steel sheet and strip.....	10	1707	-31.1	-3.3	-1.9	-8.5	3.2	3.1
Cold rolled steel sheet and strip.....	10	170710	-31.1	-3.3	-1.9	-8.5	3.2	3.1
Cold finished steel bars and bar shapes.....	10	1708	6.0	0.2	-1.8	0.3	1.8	1.2
Cold finished steel bars and bar shapes.....	10	170810	6.0	0.2	-1.8	0.3	1.8	1.2
Electrometallurgical ferroalloy products.....	10	1712	-16.9	-1.5	-3.8	-6.0	-5.8	0.4
Electrometallurgical ferroalloy products.....	10	171201	-16.9	-1.5	-3.8	-6.0	-5.8	0.4
Nonferrous metals.....	10	2	-9.1	3.1	0.8	2.6	-0.2	0.2
Nonferrous metal ores.....	10	21	-9.0	5.2	-0.6	5.8	-4.2	5.1
Primary nonferrous metals.....	10	22	-20.3	5.9	1.6	3.1	0.8	-5.2
Primary nonferrous metals.....	10	2201	-20.3	5.9	1.6	3.1	0.8	-5.2
Copper cathode and refined copper.....	10	220131	-	5.2	1.4	2.3	-	-
Other nonferrous metals, unalloyed.....	10	220181	-	4.8	3.2	4.5	3.4	-
Nonferrous scrap.....	10	23	-23.5	1.4	2.4	0.6	-2.4	-0.7
Copper base scrap.....	10	2301	-8.9	9.1	2.1	2.8	1.1	0.3
No. 1 copper scrap, including wire.....	10	230101	-11.5	13.7	1.1	3.4	0.5	0.2
No. 2 copper scrap, including wire.....	10	230102	-11.4	14.5	1.6	4.2	-0.1	0.4

See footnotes at end of table.

Table 7. Producer price index percentage changes for commodity and service groupings and individual items, not seasonally adjusted — Continued
 [March 2023]

Title	Commodity code		Unadjusted 12-month percent change ¹	Unadjusted 1-month percent change ¹				
	Group code	Item code		Mar. 2022 to Mar. 2023 ^P	Oct. to Nov.	Nov. to Dec. ^P	Dec. to Jan. ^P	Jan. to Feb. ^P
Yellow brass scrap.....	10	230103	-12.0	3.9	3.6	1.5	4.4	0.4
Other copper and brass scrap.....	10	230104	—	0.3	3.4	1.5	—	—
Aluminum base scrap.....	10	2302	-27.2	-0.4	9.8	2.4	0.8	1.2
Used beverage can scrap.....	10	230205	-33.4	7.9	2.5	0.4	8.9	-0.1
Other old aluminum base scrap.....	10	230206	—	4.8	0.0	2.5	2.9	—
Other nonferrous scrap (including lead, zinc and precious metals).....	10	2303	-30.7	-2.3	-3.0	-2.8	-8.6	-3.6
Other nonferrous scrap (including lead, zinc and precious metals).....	10	230309	-30.7	-2.3	-3.0	-2.8	-8.6	-3.6
Secondary nonferrous metals.....	10	24	-5.6	5.4	0.8	0.7	0.5	-0.2
Secondary aluminum.....	10	2402	-7.6	-1.4	0.4	0.5	2.0	-0.2
Secondary aluminum.....	10	240229	-7.6	-1.4	0.4	0.5	2.0	-0.2
Secondary copper, alloyed and unalloyed.....	10	2403	-8.2	2.5	-2.5	2.3	1.2	0.0
Secondary copper, alloyed and unalloyed.....	10	240339	-8.2	2.5	-2.5	2.3	1.2	0.0
Secondary precious metals.....	10	2406	2.3	15.8	—	—	-1.9	3.1
Secondary precious metals.....	10	240669	2.3	15.8	—	—	-1.9	3.1
All other miscellaneous secondary nonferrous metals, including lead and zinc.....	10	2408	-15.5	-1.2	4.8	-1.9	-1.4	-3.9
Nonferrous mill shapes.....	10	25	-7.5	1.2	0.8	3.1	1.9	-0.2
Aluminum mill shapes.....	10	2501	-13.0	-1.5	0.8	3.7	2.0	-0.6
Aluminum sheet and strip.....	10	250105	-19.5	-1.6	1.0	3.9	1.2	-0.9
Extruded aluminum rod, bar, and other extruded shapes.....	10	250162	-10.0	-1.0	1.3	4.7	3.5	-0.4
Aluminum extruded and drawn pipe and tube.....	10	250163	-11.0	-1.3	1.5	8.4	4.5	-1.1
Copper and brass mill shapes.....	10	2502	-4.6	7.5	0.9	2.2	2.0	0.1
Copper and copper alloy sheet, strip and plate.....	10	250237	-3.5	7.2	1.0	4.5	2.0	-1.4
Copper and copper alloy rod, bar and shapes.....	10	250238	-6.6	7.5	1.2	2.1	1.3	0.0
Copper and copper alloy pipe and tube.....	10	250239	-1.0	7.7	0.0	0.5	3.6	1.7
Nickel and nickel-base alloy mill shapes.....	10	2504	14.6	-1.6	-0.1	0.8	2.5	0.4
Nickel and nickel-base alloy mill shapes.....	10	250466	14.6	-1.6	-0.1	0.8	2.5	0.4
Titanium and titanium-base alloy mill shapes.....	10	2505	18.5	0.0	2.1	1.3	0.0	2.8
Titanium and titanium-base alloy mill shapes.....	10	250505	18.5	0.0	2.1	1.3	0.0	2.8
Other nonferrous mill shapes.....	10	2519	0.9	0.2	0.2	3.8	1.1	-1.1
All other nonferrous metal mill shapes, except precious metal.....	10	251935	1.1	0.3	0.3	2.6	2.4	-1.4
Nonferrous wire and cable.....	10	26	4.2	4.1	0.6	2.7	2.0	-0.8
Nonferrous wire and cable.....	10	2603	4.2	4.1	0.6	2.7	2.0	-0.8
Electronic wire and cable.....	10	260301	3.4	0.3	0.0	2.5	2.9	-0.3
Copper wire and cable.....	10	260314	-2.7	2.7	1.3	4.3	3.3	-1.4
Power wire and cable.....	10	260332	19.8	14.1	0.7	-0.9	3.8	-0.3
Fiber optic cable.....	10	260333	15.1	0.0	0.0	3.7	0.0	0.0
Other wire and cable.....	10	260398	5.4	-0.1	0.8	0.0	1.1	0.6
Nonferrous forge shop products.....	10	27	7.3	0.3	0.1	-0.9	3.2	0.0
Nonferrous forge shop products.....	10	2701	7.3	0.3	0.1	-0.9	3.2	0.0
Nonferrous forge shop products.....	10	270111	7.3	0.3	0.1	-0.9	3.2	0.0
Hot impression die, impact, press and upset aluminum and other nonferrous forgings.....	10	2701111	8.0	0.3	0.1	-0.9	3.5	0.0
Hot impression die, impact, press and upset aluminum and aluminum alloy forgings.....	10	27011111	-1.5	0.2	0.1	-2.3	0.2	0.0
Hot impression die, impact, press and upset titanium and titanium alloy forgings.....	10	27011112	21.0	0.0	0.0	0.6	8.2	0.0
Other nonferrous hot impression die impact, press, and upset forgings.....	10	27011113	14.4	1.3	0.0	1.5	3.3	0.0
Nonferrous foundry shop products.....	10	28	8.0	1.4	0.0	0.4	0.8	-0.2
Aluminum castings.....	10	2802	7.0	2.0	0.0	-0.1	0.5	-0.3
Aluminum die-castings.....	10	280207	4.5	2.3	-0.2	-0.6	0.8	-1.0
Aluminum castings, excluding die-castings.....	10	280208	12.0	1.5	0.5	0.8	0.1	0.9
Castings, nonferrous (except aluminum).....	10	2807	9.9	0.2	-0.1	1.4	1.4	0.0
Castings, nonferrous (except aluminum).....	10	280701	9.9	0.2	-0.1	1.4	1.4	0.0
Nonferrous die-castings (except aluminum).....	10	2807011	14.9	-0.3	0.1	1.1	0.1	0.0
Copper base castings (excluding die-castings).....	10	2807013	2.7	1.2	-0.3	1.6	1.0	0.0
Metal containers.....	10	3	3.7	-0.4	0.0	-1.8	-0.4	0.0
Metal cans and can components.....	10	31	6.2	0.0	0.0	-1.7	0.0	0.0
Steel cans and tinware end products.....	10	3102	18.7	0.0	0.0	0.5	0.0	0.0
Steel cans and tinware end products.....	10	310231	18.7	0.0	0.0	0.5	0.0	0.0
Aluminum cans and can components.....	10	3103	—	0.0	0.0	-3.2	0.0	—
Aluminum cans and can components.....	10	310331	—	0.0	0.0	-3.2	0.0	—
Barrels, drums, pails and other metal containers.....	10	32	-5.0	-2.0	0.0	-2.1	-2.1	-0.2

See footnotes at end of table.

Table 7. Producer price index percentage changes for commodity and service groupings and individual items, not seasonally adjusted — Continued
 [March 2023]

Title	Commodity code		Unadjusted 12-month percent change ¹	Unadjusted 1-month percent change ¹				
	Group code	Item code		Mar. 2022 to Mar. 2023 ^P	Oct. to Nov.	Nov. to Dec. ^P	Dec. to Jan. ^P	Jan. to Feb. ^P
Barrels, drums, pails and other metal containers.....	10	3201	-5.0	-2.0	0.0	-2.1	-2.1	-0.2
Steel shipping barrels and drums (excl. beer barrels) (more than 12-gallon capacity).....	10	320106	-17.4	-6.8	0.2	-4.2	-5.3	0.0
All other metal containers.....	10	320107	2.1	0.0	-0.1	-1.9	0.0	-0.3
Hardware.....	10	4	4.1	0.0	0.7	0.9	-0.2	0.2
Hardware, n.e.c.....	10	41	4.0	0.5	1.0	1.0	-0.8	0.2
Builders' hardware.....	10	4101	3.8	0.1	2.0	0.3	-2.4	0.0
Builders' hardware (lock units, key blanks, door & window hardware, cabinet hardware, etc.).....	10	410104	3.8	0.1	2.0	0.3	-2.4	0.0
Transportation equipment hardware.....	10	4103	5.4	1.4	0.0	2.8	0.8	0.7
Motor vehicle hardware.....	10	410311	3.9	3.0	0.0	1.7	0.0	0.0
Other transportation equipment hardware, incl. marine & aircraft (excl. motor vehicle hardware).....	10	410341	-	-3.3	0.0	-	-	-
Furniture hardware.....	10	4104	1.4	-0.5	0.0	-1.2	-0.2	-0.5
Furniture hardware.....	10	410411	1.4	-0.5	0.0	-1.2	-0.2	-0.5
Other miscellaneous hardware.....	10	4105	3.2	0.0	0.0	0.1	2.6	0.0
Other miscellaneous hardware.....	10	410502	3.2	0.0	0.0	0.1	2.6	0.0
Hand and edge tools.....	10	42	4.5	-0.8	0.2	0.9	0.9	0.1
Hand and edge tools.....	10	4201	4.5	-0.8	0.2	0.9	0.9	0.1
Mechanics hand service tools.....	10	420135	4.5	-0.9	0.5	0.9	0.3	0.4
Edge tools, hand operated.....	10	420145	6.7	0.0	0.0	0.0	2.3	0.0
All other misc handtools, including cutting dies, machine & power-driven (except metal cutting).....	10	420155	2.0	-1.7	0.0	1.5	1.0	0.0
All other handtools, n.e.c.....	10	4201554	-	-2.3	0.0	-	-	-
Saw blades and handsaws.....	10	420168	-	0.0	0.0	-	-	-
Plumbing fixtures and fittings.....	10	5	4.6	0.0	-0.2	1.2	-0.1	0.3
Plumbing fixture fittings and trim.....	10	54	2.8	0.0	0.0	1.6	0.0	0.0
Plumbing fixtures, fittings, and trim.....	10	5402	2.8	0.0	0.0	1.6	0.0	0.0
Lavatory and sink fittings.....	10	540218	7.0	0.0	0.0	3.1	0.0	0.0
Miscellaneous plumbing fixtures, fittings, and trim.....	10	540223	-1.5	0.0	0.0	0.3	0.0	0.0
ENAMELED IRON & METAL SANITARY WARE.....	10	56	11.8	0.1	-0.7	-0.5	-0.6	2.6
ENAMELED IRON AND METAL SANITARY WARE.....	10	5601	11.8	0.1	-0.7	-0.5	-0.6	2.6
ENAMELED IRON AND METAL SANITARY WARE.....	10	560102	11.8	0.1	-0.7	-0.5	-0.6	2.6
Heating equipment.....	10	6	8.2	2.4	0.2	0.2	-0.1	0.8
Steam and hot water equipment.....	10	61	11.8	0.8	0.0	0.0	0.0	2.9
Steam and hot water equipment.....	10	6101	11.8	0.8	0.0	0.0	0.0	2.9
Cast iron heating boilers, radiators and convectors.....	10	610106	15.1	0.0	0.0	0.0	0.0	3.8
Furnaces and heaters, including parts.....	10	62	8.2	1.9	-0.3	-0.2	-0.9	0.8
Furnaces and heaters, including parts.....	10	6201	8.2	1.9	-0.3	-0.2	-0.9	0.8
Furnaces and heaters, including parts.....	10	620146	8.2	1.9	-0.3	-0.2	-0.9	0.8
Warm air furnaces, including parts.....	10	6201461	7.5	1.3	-0.4	-0.3	-1.3	1.1
Warm air furnaces.....	10	62014611	3.9	1.4	-0.4	-0.3	-0.6	1.2
Floor and wall furnaces, unit heaters, infrared heaters, & mechanical stokers, including parts.....	10	6201462	11.1	5.4	0.0	0.0	0.0	0.0
Other heating equipment, non-electric, including parts.....	10	63	15.3	5.2	1.3	1.3	0.9	1.0
Other heating equipment, non-electric, including parts.....	10	6301	15.3	5.2	1.3	1.3	0.9	1.0
Other heating equipment, non-electric, including parts.....	10	630161	15.3	5.2	1.3	1.3	0.9	1.0
Domestic heating stoves.....	10	64	9.6	7.4	0.0	1.1	0.0	0.0
Domestic heating stoves.....	10	6401	9.6	7.4	0.0	1.1	0.0	0.0
Domestic heating stoves.....	10	640141	9.6	7.4	0.0	1.1	0.0	0.0
Domestic water heaters.....	10	66	0.8	0.0	0.0	0.0	0.3	0.0
Domestic water heaters.....	10	6601	0.8	0.0	0.0	0.0	0.3	0.0
Household water heaters, electric, for permanent installation.....	10	660101	0.6	0.0	0.0	0.0	0.1	0.0
Household water heaters, except electric.....	10	660114	0.9	0.1	0.0	0.0	0.4	0.0
Fabricated structural metal products.....	10	7	2.0	-1.0	-0.3	0.1	0.2	1.4
Metal doors, sash, and trim.....	10	71	3.9	0.1	0.0	0.0	0.7	0.0
Metal doors and frames (except storm).....	10	7102	4.4	0.2	0.0	0.0	0.4	0.0
Metal doors and frames (except storm).....	10	710209	4.4	0.2	0.0	0.0	0.4	0.0
Metal windows (except storm sash).....	10	7103	9.1	0.0	0.0	0.0	0.0	0.1
Metal windows (except storm sash).....	10	710313	9.1	0.0	0.0	0.0	0.0	0.1
Metal molding and trim and store fronts.....	10	7104	-7.3	0.0	0.0	0.0	0.0	0.0
Metal molding and trim and store fronts.....	10	710413	-7.3	0.0	0.0	0.0	0.0	0.0

See footnotes at end of table.

Table 7. Producer price index percentage changes for commodity and service groupings and individual items, not seasonally adjusted — Continued
 [March 2023]

Title	Commodity code		Unadjusted 12-month percent change ¹	Unadjusted 1-month percent change ¹				
	Group code	Item code		Mar. 2022 to Mar. 2023 ^P	Oct. to Nov.	Nov. to Dec. ^P	Dec. to Jan. ^P	Jan. to Feb. ^P
Metal combination screen, storm sash, and storm doors.....	10	7105	14.0	0.0	0.0	0.0	11.9	0.0
Metal combination screen, storm sash, and storm doors.....	10	710515	14.0	0.0	0.0	0.0	11.9	0.0
Metal window and door screens (except combination screens) and metal weather strip.....	10	7107	0.6	0.0	0.0	0.0	0.0	0.0
Metal window and door screens (except combination screens) and metal weather strip.....	10	710717	0.6	0.0	0.0	0.0	0.0	0.0
Metal tanks.....	10	72	8.3	-0.1	-0.1	0.9	0.0	0.1
Metal tanks.....	10	7201	8.3	-0.1	-0.1	0.9	0.0	0.1
Metal tanks, heavy gauge, including field-erected.....	10	720123	8.3	-0.1	-0.1	0.9	0.0	0.1
Sheet metal products.....	10	73	2.3	-1.1	-0.1	-0.7	-0.7	0.3
Sheet metal products.....	10	7301	2.3	-1.1	-0.1	-0.7	-0.7	0.3
Sheet metal air-conditioning ducts and stove pipe.....	10	730120	3.1	0.0	0.0	0.6	0.0	-1.0
Sheet metal roofing and roof drainage equipment.....	10	730170	1.9	-3.8	0.3	-0.5	-1.1	2.1
Sheet metal electronic enclosures.....	10	7301C	6.6	0.0	0.0	0.1	0.0	0.3
Steel sheet metal computer & peripheral equipment enclosures.....	10	7301C1	1.6	-0.1	0.1	0.0	0.0	0.4
Aluminum sheet metal computer & peripheral equipment enclosures.....	10	7301C2	8.1	-0.1	0.0	0.0	0.0	0.0
Other sheet metal electronic enclosures (excl. computers).....	10	7301C3	8.8	0.1	0.0	0.2	-0.1	0.2
Other sheet metal work.....	10	7301G	5.8	-0.7	-0.2	-0.1	0.0	0.0
Aluminum and other sheet metal work.....	10	7301G3	2.7	-1.2	-0.3	-0.2	0.1	0.0
Structural, architectural, and pre-engineered metal products.....	10	74	-0.4	-1.6	-0.4	0.4	0.3	2.1
Fabricated structural metal.....	10	7405	4.1	-0.6	0.0	0.5	0.4	2.6
Fabricated structural metal bar joists and concrete reinforcing bars.....	10	74051	6.1	-0.9	0.2	1.0	0.8	5.2
Fabricated structural iron & steel for industrial bldgs metal bar joists, short span.....	10	740510	0.8	-1.2	-1.4	-0.7	0.9	2.0
Fabricated structural iron & steel for commercial, residential, institutional, & public bldgs.....	10	740514	7.5	-0.8	0.5	1.4	0.8	6.0
Other fabricated structural metal, including for bridges.....	10	740555	3.6	-0.3	-0.3	0.1	0.0	0.6
Fabricated structural metal for bridges.....	10	740553	-5.6	0.2	-1.1	3.1	-6.8	-1.5
Other fabricated structural iron and steel, aluminum, and other metals..	10	740554	4.7	-0.4	-0.1	-0.1	0.7	0.8
Custom roll form products.....	10	7407	-22.0	-5.0	-2.3	0.1	0.0	0.2
Custom roll form products.....	10	740775	-22.0	-5.0	-2.3	0.1	0.0	0.2
Ornamental and architectural metal work.....	10	7408	4.4	-2.5	0.0	0.4	-0.1	-0.1
Iron, steel, and aluminum stairs, staircases and fire escapes.....	10	740803	1.3	-1.6	0.0	-0.1	-0.2	0.8
Steel and aluminum fences, gates (not wire), and railings and window guards.....	10	740813	2.8	-0.5	0.0	0.0	0.0	-2.9
Open metal flooring, grating and studs.....	10	740814	-	-	-	-	-	-
Other architectural and ornamental metal work.....	10	74082	7.9	-6.6	0.0	0.0	0.0	0.2
Other aluminum and metal architectural and ornamental work.....	10	740821	20.2	0.0	0.0	0.0	0.0	0.2
Other iron and steel architectural and ornamental work.....	10	740822	-	-9.8	0.0	0.0	0.0	-
Metal stalls and corrals.....	10	740824	-	-	0.0	0.0	0.0	-
Fabricated metal pipe, tube, and fittings.....	10	7411	5.8	-0.9	-0.3	0.0	1.2	5.6
Fabricated metal pipe, tube, and fittings.....	10	741151	5.8	-0.9	-0.3	0.0	1.2	5.6
Heat exchangers and steam condensers.....	10	75	12.1	0.2	0.4	0.2	0.0	0.2
Heat exchangers and steam condensers.....	10	7501	12.1	0.2	0.4	0.2	0.0	0.2
Heat exchangers and steam condensers (except for nuclear applications).....	10	750103	12.8	0.3	0.5	0.4	0.0	0.0
Steel power boilers, parts and attachments (excl. nuclear applications).....	10	750106	-	-	-	-	-	-
Fabricated steel plate.....	10	76	-0.5	-0.9	-0.6	0.0	0.0	-0.2
Fabricated steel plate.....	10	7601	-0.5	-0.9	-0.6	0.0	0.0	-0.2
Fabricated steel plate.....	10	760102	-0.5	-0.9	-0.6	0.0	0.0	-0.2
Prefabricated metal buildings.....	10	79	2.1	-0.1	-1.3	0.0	0.6	4.9
Prefabricated metal building systems (excl. farm service bldgs, residential bldgs, and parts).....	10	7901	4.3	0.0	-0.6	0.0	0.7	7.0
Prefabricated metal building systems (excl. farm service bldgs, residential bldgs, and parts).....	10	790101	4.3	0.0	-0.6	0.0	0.7	7.0
Industrial & commercial prefab metal building systems (excl farm svc bldgs, residential, parts).....	10	7901012	9.0	0.0	-0.7	0.0	0.9	11.9
Farm service buildings and other prefabricated and portable buildings, steel and aluminum.....	10	7902	-1.1	0.0	-0.7	-0.5	0.9	0.2
Farm service buildings and other prefabricated and portable buildings, steel and aluminum.....	10	790201	-1.1	0.0	-0.7	-0.5	0.9	0.2
Panels, parts, and sections for prefabricated buildings, steel and aluminum.....	10	7903	-5.6	-0.6	-5.3	0.7	-0.1	-0.3
Panels, parts, and sections for prefabricated buildings, steel and aluminum.....	10	790354	-5.6	-0.6	-5.3	0.7	-0.1	-0.3
Miscellaneous metal products.....	10	8	5.3	0.8	-0.1	0.0	0.8	-0.4

See footnotes at end of table.

Table 7. Producer price index percentage changes for commodity and service groupings and individual items, not seasonally adjusted — Continued
 [March 2023]

Title	Commodity code		Unadjusted 12-month percent change ¹	Unadjusted 1-month percent change ¹				
	Group code	Item code		Mar. 2022 to Mar. 2023 ^P	Oct. to Nov.	Nov. to Dec. ^P	Dec. to Jan. ^P	Jan. to Feb. ^P
Bolts, nuts, screws, rivets, and washers.....	10	81	12.5	-0.6	0.1	1.0	0.6	0.4
Externally threaded fasteners, except aircraft types.....	10	8102	9.9	0.1	-0.1	1.7	1.4	1.0
Hex bolts, including heavy, tap-and-joint.....	10	810206	1.9	-2.1	0.1	1.9	0.0	-0.7
Cap, set, machine, lag, flange, and self-locking screws, except aircraft types.....	10	810231	12.4	0.1	-0.2	4.5	1.7	0.1
Other metal bolts, incl. square, round, plow, high-strength structural, and bent.....	10	810262	20.6	0.5	0.0	-1.0	4.3	5.8
Other externally threaded metal fasteners, including studs, except aircraft types.....	10	810263	7.3	1.1	-0.3	-0.5	0.6	0.8
Internally threaded fasteners, except aircraft types.....	10	8103	5.6	0.5	2.0	0.2	0.0	-0.6
Internally threaded fasteners, except aircraft types.....	10	810312	5.6	0.5	2.0	0.2	0.0	-0.6
Nonthreaded metal fasteners, except aircraft types.....	10	8104	7.7	-1.7	-0.2	2.3	-0.9	0.0
Nonthreaded metal fasteners, except aircraft types.....	10	810424	7.7	-1.7	-0.2	2.3	-0.9	0.0
Aircraft fasteners, except plastics (including aerospace).....	10	8105	24.1	-1.9	0.0	0.0	0.0	0.0
Aircraft fasteners, except plastics (including aerospace).....	10	810536	24.1	-1.9	0.0	0.0	0.0	0.0
Formed products, except fasteners, made by cold-, warm-, or hot-heading processes.....	10	8106	0.9	0.0	0.0	0.0	0.0	0.0
Formed products, except fasteners, made by cold-, warm-, or hot-heading processes.....	10	810648	0.9	0.0	0.0	0.0	0.0	0.0
Lighting fixtures.....	10	83	5.5	0.0	0.2	0.3	0.1	1.5
Residential electric lighting fixtures, except portable.....	10	8302	2.7	0.0	0.0	0.0	0.2	0.0
Residential electric lighting fixtures, except portable.....	10	830225	2.7	0.0	0.0	0.0	0.2	0.0
Commercial, institutional and industrial electric lighting fixtures.....	10	8303	6.3	0.0	0.3	0.3	0.2	0.5
Commercial and institutional electric lighting fixtures, including parts and accessories.....	10	830302	5.4	0.0	0.4	0.4	0.2	0.4
Industrial electric lighting fixtures, including parts and accessories.....	10	830304	9.7	0.0	0.0	0.0	0.0	1.3
Outdoor lighting equipment.....	10	8305	5.3	0.0	0.0	0.3	0.0	3.3
Outdoor lighting equipment (including parts and accessories).....	10	830522	2.9	0.0	0.0	0.7	0.0	0.0
All other miscellaneous electric and nonelectric lighting equipment, incl parts and accessories.....	10	830524	6.5	0.0	0.0	0.0	0.0	5.7
Ammunition, except for small arms.....	10	85	7.0	0.0	0.0	-0.4	0.0	1.1
Ammunition, except for small arms.....	10	8501	7.0	0.0	0.0	-0.4	0.0	1.1
Ammunition, except for small arms.....	10	850101	7.0	0.0	0.0	-0.4	0.0	1.1
Ordnance and ordnance accessories, n.e.c.....	10	86	6.0	0.0	0.0	0.5	0.0	0.0
Ordnance and ordnance accessories, n.e.c.....	10	8601	6.0	0.0	0.0	0.5	0.0	0.0
Ordnance and ordnance accessories, n.e.c.....	10	860101	6.0	0.0	0.0	0.5	0.0	0.0
Fabricated ferrous wire products.....	10	88	0.1	-1.0	-1.1	-0.3	-0.4	-0.6
Ferrous wire rope, cable, forms and strand.....	10	8801	-0.1	-0.5	-3.9	0.6	0.3	0.1
Ferrous wire rope, cable, forms and strand.....	10	880101	-0.1	-0.5	-3.9	0.6	0.3	0.1
Ferrous wire cloth, other woven wire products.....	10	8807	5.4	0.0	0.0	0.0	1.1	0.0
Ferrous wire cloth, other woven wire products.....	10	880701	5.4	0.0	0.0	0.0	1.1	0.0
Other fabricated ferrous wire products.....	10	8809	0.4	-1.5	0.2	-0.7	-0.8	-0.4
Steel fencing and fence gates.....	10	880993	-9.5	-1.8	0.5	-5.3	0.2	-0.5
Other fabricated ferrous wire products, n.e.c.....	10	880996	2.5	-1.4	0.2	0.0	-0.9	-0.4
Steel nails, staples, tacks, spikes and brads.....	10	8812	-2.6	0.0	0.1	-0.2	0.1	-6.2
Steel nails, staples, tacks, spikes and brads.....	10	881201	-2.6	0.0	0.1	-0.2	0.1	-6.2
Other miscellaneous metal products.....	10	89	4.9	1.3	0.0	-0.1	1.1	-0.7
Wire springs.....	10	8904	35.0	-1.0	-0.4	-0.4	-0.5	2.3
Precision mechanical wire springs.....	10	890424	25.1	0.2	0.1	0.6	-0.3	6.9
Precision mechanical extension- and torsion-type wire springs.....	10	8904241	11.2	-1.0	-0.3	-0.1	-0.6	-0.4
Precision mechanical compression-type springs.....	10	8904242	34.3	0.8	0.2	1.0	0.0	12.1
Other metal products.....	10	8905	3.6	1.5	0.0	-0.3	1.1	-1.0
Automotive job stampings.....	10	890507	0.4	4.0	0.0	-0.4	-0.5	-2.4
Precision turned products, automotive.....	10	890521	8.0	0.0	0.0	0.0	8.5	0.0
Precision turned products, except automotive.....	10	890522	15.4	0.3	0.0	0.1	4.1	0.0
Metal powders, paste, and flake.....	10	890564	-4.8	0.0	0.0	-3.4	0.7	-0.7
Powder metallurgy parts, except bearings, gears, etc.....	10	890571	-	-0.3	0.0	-0.1	0.0	-
Other fabricated metal products.....	10	890589	1.3	-0.5	0.1	0.8	-0.9	0.8
Metal stampings n.e.c.....	10	8907	-1.7	-2.6	-0.2	0.4	2.3	0.1
Metal job stampings, except automotive.....	10	890701	-2.8	-3.2	-0.2	0.8	1.0	0.1
Recreational vehicle metal job stamping.....	10	8907011	-	-15.4	0.0	2.1	-	-
Motor and generator metal job stamping.....	10	8907012	-8.4	0.0	0.0	-3.3	0.0	3.7
Other metal job stampings.....	10	8907013	4.4	-0.1	-0.3	1.6	-0.1	0.0
Metal foil and leaf.....	10	8908	17.4	0.0	0.0	2.6	0.0	0.0
Flexible packaging foil.....	10	890811	17.4	0.0	0.0	2.6	0.0	0.0
Heavy gauge springs.....	10	8909	35.8	34.9	-0.6	0.1	-0.7	0.2

See footnotes at end of table.

Table 7. Producer price index percentage changes for commodity and service groupings and individual items, not seasonally adjusted — Continued
 [March 2023]

Title	Commodity code		Unadjusted 12-month percent change ¹	Unadjusted 1-month percent change ¹				
	Group code	Item code		Mar. 2022 to Mar. 2023 ^P	Oct. to Nov.	Nov. to Dec. ^P	Dec. to Jan. ^P	Jan. to Feb. ^P
Cold formed steel springs, except wire.	10	890913	69.8	69.5	-0.1	0.1	0.0	0.3
Machinery and equipment.	11	—	7.6	0.3	0.2	1.2	0.2	0.4
Agricultural machinery and equipment.	11	1	9.3	-0.1	0.0	-0.1	-0.4	0.3
Agricultural machinery and equipment.	11	14	9.3	-0.1	0.0	-0.1	-0.4	0.3
Commercial turf and grounds care equipment, including parts and attachments.	11	1401	7.4	0.5	0.0	-0.8	0.2	0.2
Commercial turf and grounds care equipment, including parts and attachments.	11	140111	7.4	0.5	0.0	-0.8	0.2	0.2
Farm plows, harrows, rollers, pulverizers, etc., and attachments.	11	1402	22.9	0.0	0.0	0.0	0.0	0.0
Farm plows, harrows, rollers, pulverizers, etc., and attachments.	11	140211	22.9	0.0	0.0	0.0	0.0	0.0
Farm dairy equipment, sprayers and dusters, farm blowers, and attachments.	11	1404	8.0	-0.3	0.0	0.8	0.0	0.0
Farm dairy equipment, sprayers and dusters, farm blowers, and attachments.	11	140411	8.0	-0.3	0.0	0.8	0.0	0.0
Planting, seeding, and fertilizing machinery and attachments.	11	1405	9.3	0.0	1.0	1.1	0.7	0.7
Planting, seeding, and fertilizing machinery and attachments.	11	140511	9.3	0.0	1.0	1.1	0.7	0.7
Harvesting machinery (except hay and straw) and attachments.	11	1406	15.8	0.0	0.0	0.0	0.0	0.0
Harvesting machinery (except hay and straw) and attachments.	11	140611	15.8	0.0	0.0	0.0	0.0	0.0
Haying machinery and attachments.	11	1407	7.4	0.1	0.0	-1.0	0.0	0.3
Haying machinery and attachments.	11	140711	7.4	0.1	0.0	-1.0	0.0	0.3
All other farm machinery and equipment, excluding parts, including attachments.	11	1408	-0.5	-0.7	-0.6	-0.5	-1.9	0.3
All other farm machinery and equipment, excluding parts, including attachments.	11	140811	-0.5	-0.7	-0.6	-0.5	-1.9	0.3
Parts for farm machinery, for sale separately.	11	1409	8.5	0.1	-0.3	0.1	1.4	0.8
Parts for farm machinery, for sale separately.	11	140911	8.5	0.1	-0.3	0.1	1.4	0.8
Construction machinery and equipment.	11	2	11.8	0.2	0.0	3.4	0.3	0.2
Tractors and attachments, ex. parts.	11	2A	11.9	-0.7	0.0	5.1	0.7	0.0
Construction machinery for mounting (excluding parts, winches, snow clearing attachments).	11	2A03	18.6	0.0	0.0	10.7	0.0	0.0
Construction machinery for mounting (excluding parts, winches, snow clearing attachments).	11	2A0302	18.6	0.0	0.0	10.7	0.0	0.0
Tractor shovel loaders (skid steer, wheel, crawler, and integral design backhoes).	11	2A04	15.7	0.1	0.0	5.1	0.3	0.0
Tractor shovel loaders (skid steer, wheel, crawler, and integral design backhoes).	11	2A0406	15.7	0.1	0.0	5.1	0.3	0.0
Construction wheel and crawler tractors, dozers, self-propelled log skidders, etc.	11	2A05	7.3	-1.3	0.0	2.4	1.9	0.0
Construction wheel and crawler tractors, dozers, self-propelled log skidders, etc.	11	2A0501	7.3	-1.3	0.0	2.4	1.9	0.0
Power cranes, draglines, & shovels (excavators) (incl. surface mining equipment) (excl. parts).	11	2B	15.7	0.1	0.0	4.6	0.0	0.0
Power cranes, draglines, & shovels (excavators) (incl. surface mining equip.) (excluding parts).	11	2B05	15.7	0.1	0.0	4.6	0.0	0.0
Power cranes, draglines, & shovels (excavators) (incl. surface mining equip.) (excluding parts).	11	2B0504	15.7	0.1	0.0	4.6	0.0	0.0
Mixers, pavers, and related equipment (excluding parts).	11	2C	19.5	1.3	0.0	5.8	0.0	0.0
Mixers, pavers, and related equipment (excluding parts).	11	2C01	19.5	1.3	0.0	5.8	0.0	0.0
Mixers, pavers, and related equipment (excluding parts).	11	2C0109	19.5	1.3	0.0	5.8	0.0	0.0
Off-highway, equipment, ex. parts.	11	2D	14.4	0.3	0.0	4.0	0.0	0.0
Off-highway trucks, haulers, truck-type tractor chassis, trailers, etc. (excluding parts).	11	2D02	12.7	0.3	0.0	3.7	0.0	0.0
Off-highway trucks, haulers, truck-type tractor chassis, trailers, etc. (excluding parts).	11	2D0201	12.7	0.3	0.0	3.7	0.0	0.0
Graders, rollers & compactors, rough-terrain forklifts, scrapers, trenchers, etc. (excl. parts).	11	2D03	15.6	0.4	0.0	4.3	0.0	0.0
Graders, rollers & compactors, rough-terrain forklifts, scrapers, trenchers, etc. (excl. parts).	11	2D0301	15.6	0.4	0.0	4.3	0.0	0.0
Misc. construction machinery and equipment.	11	2J	7.5	0.7	0.0	0.7	0.5	0.5
Winches, aerial work platforms, and automotive wrecker hoists, including parts and attachments.	11	2J01	9.8	0.0	0.0	1.6	1.2	1.1
Winches, aerial work platforms, and automotive wrecker hoists, including parts and attachments.	11	2J0101	9.8	0.0	0.0	1.6	1.2	1.1
Other construction machinery and equipment (excluding parts).	11	2J03	5.7	1.6	0.0	0.0	0.0	0.0
Other construction machinery and equipment (excluding parts).	11	2J0301	5.7	1.6	0.0	0.0	0.0	0.0
Parts for construction machinery and equipment, sold separately.	11	2K	10.0	0.7	0.3	0.6	0.0	0.3
Parts for construction machinery and equipment, sold separately.	11	2K01	10.0	0.7	0.3	0.6	0.0	0.3

See footnotes at end of table.

Table 7. Producer price index percentage changes for commodity and service groupings and individual items, not seasonally adjusted — Continued
 [March 2023]

Title	Commodity code		Unadjusted 12-month percent change ¹	Unadjusted 1-month percent change ¹				
	Group code	Item code		Mar. 2022 to Mar. 2023 ^P	Oct. to Nov.	Nov. to Dec. ^P	Dec. to Jan. ^P	Jan. to Feb. ^P
Parts for cranes, draglines, and shovels (including surface mining equipment) (sold separately).....	11	2K0101	13.3	0.0	0.0	0.0	0.0	0.8
Parts for off-highway wheel tractors and shovel loaders (sold separately).....	11	2K0102	10.0	5.6	0.0	0.5	0.0	0.0
Parts for other construction machinery (sold separately).....	11	2K0103	8.0	-0.4	0.6	1.0	0.0	0.0
Metalworking machinery and equipment.....	11	3	7.3	0.5	0.5	1.0	0.3	0.4
Power-driven handtools, including parts and attachments.....	11	32	10.2	0.0	0.0	0.8	0.0	0.0
Power-driven handtools, including parts and attachments.....	11	3211	10.2	0.0	0.0	0.8	0.0	0.0
Power-driven handtools, including parts and attachments.....	11	321101	10.2	0.0	0.0	0.8	0.0	0.0
Power-driven handtools, pneumatic, hydraulic, and powder-actuated.....	11	3211011	9.2	0.0	0.0	1.4	0.0	0.0
Power-driven handtools, electric (except battery powered), including parts.....	11	3211014	10.3	0.0	0.0	0.0	0.0	0.0
Welding machines and equipment.....	11	33	5.2	0.2	0.0	0.7	0.0	0.0
Arc welding machines, components, and accessories, excluding electrodes and stud welding equip.....	11	3301	8.0	0.0	0.0	0.0	0.0	0.0
Arc welding machines, components, and accessories, excluding electrodes and stud welding equip.....	11	330175	8.0	0.0	0.0	0.0	0.0	0.0
Resistance welders, components, accessories, and electrodes.....	11	3302	8.5	0.0	0.0	3.5	0.0	0.0
Resistance welders, components, accessories, and electrodes.....	11	330276	8.5	0.0	0.0	3.5	0.0	0.0
Gas welding and cutting equipment, parts, attachments, and accessories.....	11	3304	6.2	0.0	0.0	3.0	0.1	0.0
Gas welding and cutting equipment, parts, attachments, and accessories.....	11	330461	6.2	0.0	0.0	3.0	0.1	0.0
Other welding equipment, components, and accessories (excluding arc, resistance, and gas).....	11	3306	7.3	0.0	0.0	1.8	0.2	0.0
Other welding equipment, components, and accessories (excluding arc, resistance, and gas).....	11	330629	7.3	0.0	0.0	1.8	0.2	0.0
Industrial process furnaces and ovens.....	11	34	8.1	0.3	0.6	0.4	0.4	0.3
Industrial process furnaces and ovens, except parts and attachments.....	11	3407	7.8	0.4	0.7	0.5	0.6	0.3
Industrial process furnaces and ovens, except parts and attachments.....	11	340711	7.8	0.4	0.7	0.5	0.6	0.3
Parts and attachments for industrial process furnaces and ovens.....	11	3409	9.0	0.0	0.5	0.2	-0.4	0.5
Parts and attachments for industrial process furnaces and ovens.....	11	340901	9.0	0.0	0.5	0.2	-0.4	0.5
Cutting tools and accessories.....	11	35	4.8	0.8	0.9	0.6	0.0	0.0
Small cutting tools.....	11	3501	4.2	0.9	1.3	0.5	0.1	0.0
End mills and milling cutters.....	11	350144	5.5	0.6	0.8	1.3	0.4	0.0
Threading tools, including blanks, tips and inserts.....	11	350145	-1.8	0.2	0.0	0.5	0.0	0.0
Carbon and high-speed steel, shank, solid, tipped carbide twist drills.....	11	350146	2.9	0.0	0.0	0.0	0.0	0.0
Taps, carbide indexable, and throwaway inserts for machine tools.....	11	350147	6.0	0.0	0.0	0.6	0.0	0.0
Other cutting tools for machine tools, excluding tips and blanks.....	11	350149	4.6	1.4	2.0	0.4	0.0	0.0
Other machine tool attachments and accessories.....	11	3505	8.2	1.2	0.0	1.5	0.0	0.0
Other machine tool attachments and accessories.....	11	350501	8.2	1.2	0.0	1.5	0.0	0.0
Abrasive products.....	11	36	11.0	1.8	0.3	0.5	0.4	1.0
Nonmetallic sized grains, powders, and flour abrasives (incl. graded only).....	11	3601	12.0	0.0	0.0	0.0	0.0	0.0
Nonmetallic sized grains, powders, and flour abrasives (incl. graded only).....	11	360105	12.0	0.0	0.0	0.0	0.0	0.0
Nonmetallic abrasive products (including diamond abrasives).....	11	3603	13.9	4.1	0.1	0.5	1.0	-0.4
Nonmetallic abrasive products (including diamond abrasives).....	11	360311	13.9	4.1	0.1	0.5	1.0	-0.4
Nonmetallic coated abrasive products and buffing wheels, polishing wheels, and laps.....	11	3605	11.1	2.2	0.0	0.0	0.2	1.8
Nonmetallic coated abrasive products and buffing wheels, polishing wheels, and laps.....	11	360505	11.1	2.2	0.0	0.0	0.2	1.8
Metal cutting machine tools.....	11	37	4.5	0.6	0.0	0.3	1.1	0.6
Other metal-cutting machine tools.....	11	3720	1.5	0.8	0.0	0.0	0.0	0.0
Other metal-cutting machine tools.....	11	372041	1.5	0.8	0.0	0.0	0.0	0.0
Metal machining centers.....	11	3721	5.9	1.0	0.0	0.0	4.8	0.0
Metal machining centers.....	11	372121	5.9	1.0	0.0	0.0	4.8	0.0
Rebuilt metal-cutting machine tools and parts for metal-cutting machine tools.....	11	3753	11.5	0.0	0.0	1.1	0.0	2.3
Rebuilt metal-cutting machine tools and parts for metal-cutting machine tools.....	11	375311	11.5	0.0	0.0	1.1	0.0	2.3
Metal forming machine tools.....	11	38	6.6	0.0	0.1	0.0	0.1	0.0
Metal-forming machine tools (except rebuilt and parts).....	11	3826	7.5	0.0	0.0	0.0	0.0	0.0
Metal punching and shearing (power & manual), and bending and forming machines (power only).....	11	382611	5.3	0.0	0.0	0.0	0.0	0.0
Metalworking presses (except forging and die-stamping presses).....	11	382631	4.4	0.0	0.0	0.0	0.0	0.0

See footnotes at end of table.

Table 7. Producer price index percentage changes for commodity and service groupings and individual items, not seasonally adjusted — Continued
 [March 2023]

Title	Commodity code		Unadjusted 12-month percent change ¹	Unadjusted 1-month percent change ¹				
	Group code	Item code	Mar. 2022 to Mar. 2023 ^P	Oct. to Nov.	Nov. to Dec. ^P	Dec. to Jan. ^P	Jan. to Feb. ^P	Feb. to Mar. ^P
Rebuilt metal-forming machine tools and parts for metal-forming machine tools.....	11	3852	2.9	0.0	0.3	0.0	0.2	0.0
Rebuilt metal-forming machine tools and parts for metal-forming machine tools.....	11	385205	2.9	0.0	0.3	0.0	0.2	0.0
Tools, dies, jigs, fixtures & ind. molds.....	11	39	6.2	0.2	0.2	0.8	0.2	0.5
Special tools, dies, jigs, and fixtures.....	11	3901	3.8	0.1	0.2	0.2	0.3	0.6
Special tools, dies, jigs, and fixtures.....	11	390135	3.8	0.1	0.2	0.2	0.3	0.6
Jigs and fixtures, including parts.....	11	3901351	6.0	0.3	0.3	0.2	0.6	1.8
Metalworking dies and die sets.....	11	3901353	2.8	0.0	0.2	0.1	0.3	0.4
Standard punches, industrial prototypes, die parts & other special tooling for dies.....	11	3901357	3.2	0.0	0.0	0.2	0.0	0.0
Industrial molds and mold boxes.....	11	3903	9.5	0.3	0.1	1.7	0.0	0.2
Industrial injection-type molds made of metal for plastics.....	11	390312	2.9	0.2	0.0	0.1	0.0	-0.2
Other industrial molds and mold boxes.....	11	390331	13.3	0.3	0.2	2.6	0.0	0.5
Metalworking machinery n. e. c.....	11	3A	13.2	0.0	0.0	7.3	0.2	0.0
Other metalworking machinery.....	11	3A02	7.2	0.0	0.0	0.7	0.9	0.0
Other metalworking machinery.....	11	3A0201	7.2	0.0	0.0	0.7	0.9	0.0
General purpose machinery and equipment.....	11	4	10.0	0.5	0.2	1.2	0.3	0.6
Pumps, compressors, and equipment.....	11	41	12.5	0.6	0.0	2.2	0.2	0.2
Industrial pumps, except hydraulic fluid power pumps.....	11	4102	12.1	0.0	0.0	4.5	0.2	0.0
Industrial pumps, except hydraulic fluid power pumps.....	11	410212	12.1	0.0	0.0	4.5	0.2	0.0
Parts and attachments for air and gas compressors and vacuum pumps.....	11	4107	24.6	0.2	0.0	0.6	0.1	0.4
Parts and attachments for air and gas compressors, ex. refrigeration, ice making, & a/c.....	11	410701	24.6	0.2	0.0	0.6	0.1	0.4
Domestic water systems.....	11	4113	8.0	0.0	0.0	4.0	0.0	0.0
Domestic water systems.....	11	411311	8.0	0.0	0.0	4.0	0.0	0.0
Air and gas compressors and vacuum pumps.....	11	4115	16.3	1.4	0.0	1.2	0.2	0.4
Air and gas compressors and vacuum pumps.....	11	411501	16.3	1.4	0.0	1.2	0.2	0.4
Other pumps, including parts and attachments.....	11	4119	6.6	0.4	0.1	0.4	0.3	0.2
Parts and attachments for pumps.....	11	411911	6.9	0.0	0.3	0.6	0.1	0.5
All other pumps, including domestic sump, oil well, and oil field pumps.....	11	411915	6.4	0.5	0.0	0.3	0.4	0.0
Oil-well and oil-field pumps.....	11	4119153	-	-	-	-	0.0	0.0
Other pumps, except automotive circulating pumps, and measuring & dispensing pumps.....	11	4119155	8.4	0.9	0.0	0.3	0.5	0.0
Elevators, escalators, and other lifts.....	11	42	3.4	-0.1	0.0	0.6	0.0	0.4
Elevators and moving stairways.....	11	4201	3.2	0.0	0.0	0.6	0.0	0.0
Elevators and moving stairways.....	11	420112	3.2	0.0	0.0	0.6	0.0	0.0
Parts and attachments for elevators and moving stairs (sold separately).....	11	4202	4.9	-0.6	0.0	0.2	-0.2	2.7
Parts and attachments for elevators and moving stairs (sold separately).....	11	420221	4.9	-0.6	0.0	0.2	-0.2	2.7
Fluid power equipment.....	11	43	8.9	0.4	0.2	1.7	0.6	0.1
Fluid power pumps and parts.....	11	4301	7.6	0.3	0.6	0.1	2.5	0.0
Nonaerospace-type reciprocating fluid power pumps.....	11	430112	14.4	0.7	0.7	0.0	6.1	0.0
Nonaerospace-type rotary and other fluid power pumps.....	11	430113	-	0.0	-	-	-	-
Nonaerospace-type fluid power motors.....	11	430115	6.7	0.0	0.6	0.8	0.3	0.0
Parts for fluid power pumps, motors, and hydrostatic transmissions.....	11	430119	5.4	0.0	0.7	-0.3	0.1	0.0
Fluid power valves.....	11	4302	3.3	0.2	0.3	0.1	0.0	0.2
Fluid power valves.....	11	430201	3.3	0.2	0.3	0.1	0.0	0.2
Nonaerospace type hydraulic directional control valves.....	11	4302013	-	0.6	1.6	0.2	0.0	-
Nonaerospace type pneumatic directional control valves.....	11	4302015	5.4	0.4	0.5	1.3	0.0	1.4
Aerospace type fluid power valves.....	11	430201A	0.3	0.2	-0.1	-0.1	0.0	0.0
Fluid power cylinders, actuators, accumulators, cushions, & parts.....	11	4303	9.1	0.7	0.2	0.7	0.1	0.0
Non-aerospace hydraulic & all aerospace-type fluid power cylinders.....	11	430312	8.1	0.9	0.3	0.7	0.2	0.0
Non-aerospace pneumatic fluid power cylinders.....	11	430313	2.9	0.0	0.0	0.8	0.0	0.0
Parts for hydraulic & pneumatic cylinders and actuators.....	11	430315	19.4	0.5	0.0	0.4	0.0	0.0
Fluid power hose and tube fittings.....	11	4304	15.7	0.0	0.0	6.3	0.4	0.0
Fluid power hose and tube fittings.....	11	430406	15.7	0.0	0.0	6.3	0.4	0.0
Nonaerospace type flared (metal) fittings, couplings, and assemblies.....	11	4304062	9.9	0.0	0.0	0.9	0.1	0.0
Parts for fluid power valves.....	11	4305	6.1	0.0	0.0	0.2	-0.9	0.9
Parts for fluid power valves.....	11	430501	6.1	0.0	0.0	0.2	-0.9	0.9
Industrial material handling equipment.....	11	44	9.9	1.6	0.1	1.6	0.6	-0.1
Conveying equipment, except parts and accessories.....	11	4402	8.8	0.5	0.2	2.7	0.1	-0.2
Unit handling conveyors and conveying systems.....	11	440212	3.9	0.0	0.2	0.2	0.0	-0.5

See footnotes at end of table.

Table 7. Producer price index percentage changes for commodity and service groupings and individual items, not seasonally adjusted — Continued
 [March 2023]

Title	Commodity code		Unadjusted 12-month percent change ¹	Unadjusted 1-month percent change ¹				
	Group code	Item code		Mar. 2022 to Mar. 2023 ^P	Oct. to Nov.	Nov. to Dec. ^P	Dec. to Jan. ^P	Jan. to Feb. ^P
Unit handling gravity and trolley conveyors and conveying systems...	11	4402122	1.9	0.0	0.0	0.4	0.0	-0.8
All other unit handling conveyors, including tow, belt, roller, pneumatic, portable, etc.....	11	4402124	4.7	0.0	0.3	0.0	0.0	0.0
Bulk material handling conveyors and conveying systems.....	11	440216	15.5	0.9	0.2	6.4	0.2	0.2
Industrial trucks, trailers, and stackers.....	11	4403	10.5	2.6	0.0	0.9	0.9	0.0
Industrial trucks, tractors, mobile straddle carriers & cranes, & automatic stacking machines.....	11	44035	11.3	3.1	0.0	0.4	1.0	0.0
Work trucks with lifting & handling equipment, riding, electric, self-propelled.....	11	440353	14.7	6.5	0.0	-0.4	0.0	0.0
Work trucks with lifting & handling equipment, non-riding electric or any non-electric.....	11	440356	7.1	2.0	0.0	0.1	0.0	0.0
Work trucks not fitted with lifting & handling equipment, electric or non-electric.....	11	440357	10.7	0.1	0.0	0.9	1.9	0.0
Bulk powered material moving equipment, dock boards, and metal pallets and skids.....	11	440358	3.6	0.1	0.0	-0.5	0.0	0.0
Parts and attachments for industrial trucks and tractors.....	11	440378	5.3	0.0	0.0	2.9	0.3	0.0
Hoists, overhead cranes, and monorail systems.....	11	4404	11.4	0.5	0.0	0.0	1.6	0.0
Hoists and parts and attachments for hoists (sold separately).....	11	440481	13.9	1.7	0.0	0.0	2.1	0.0
Overhead traveling cranes and monorail systems, including parts and attachments sold separately.....	11	440485	9.5	-0.2	0.0	0.0	1.0	0.0
Parts and accessories for conveyors and conveying systems.....	11	4406	8.5	0.1	0.0	2.6	0.0	-0.3
Parts and accessories for unit handling conveyors and conveying systems.....	11	440601	5.6	-0.1	0.0	0.2	0.0	0.0
Parts and accessories for bulk material handling conveyors and conveying systems.....	11	440602	10.4	0.2	0.0	4.0	0.0	-0.4
Mechanical power transmission equipment.....	11	45	11.1	1.6	0.8	0.9	-0.1	0.0
Speed changers, drives, gears.....	11	4501	11.3	3.4	1.4	0.3	0.0	-0.1
Loose gear, pinions and racks.....	11	450108	6.7	-	-	-	0.0	-0.2
Speed changers and industrial high speed drives & parts other than loose gearing.....	11	450117	13.9	5.2	1.3	0.6	0.0	0.0
Other power transmission equipment.....	11	4502	10.8	-0.1	0.1	1.3	-0.2	0.0
Mechanical power transmission equipment, excl. speed changers, drives, & gears.....	11	450212	10.9	-0.1	0.1	1.3	-0.3	0.0
Scales and balances.....	11	46	8.3	1.4	0.8	1.3	0.6	0.0
Vehicle and industrial scales.....	11	4611	8.3	2.2	0.6	0.5	0.1	0.0
Vehicle and industrial scales.....	11	461101	8.3	2.2	0.6	0.5	0.1	0.0
Motor truck and railroad track scales.....	11	4611011	3.7	1.9	0.1	0.5	0.0	0.0
Industrial scales (including automatic checkweigher and bulkweigher scales).....	11	4611012	13.2	2.8	1.5	0.8	0.6	0.0
Miscellaneous non-vehicle scales (crane, susp., tank, hopper, measuring dev, lab, bulk conveyer).....	11	4611013	10.7	-	-	-	0.0	0.0
Retail, commercial, household, and mailing scales and balances.....	11	4612	8.2	0.1	0.4	6.8	0.0	0.2
Retail, commercial, household, and mailing scales and balances.....	11	461201	8.2	0.1	0.4	6.8	0.0	0.2
Parts, attachments, and accessories for scales and balances.....	11	4613	11.0	0.9	1.3	0.5	3.3	0.0
Parts, attachments, and accessories for scales and balances.....	11	461301	11.0	0.9	1.3	0.5	3.3	0.0
Air purification equipment and industrial and commercial fans and blowers...	11	47	5.9	-0.2	0.2	0.8	0.5	0.2
Fan, blower, air purification equipment.....	11	4701	5.9	-0.2	0.2	0.8	0.5	0.2
Dust collection and other air purification equipment for cleaning incoming air.....	11	470143	7.8	-0.6	0.8	1.7	1.4	0.5
Air filters for air-conditioners and furnaces, etc., of 2400 CFM or less, except parts.....	11	4701431	6.4	-0.7	1.3	3.3	-0.8	0.0
Other dust collection and air purification equipment, except parts.....	11	4701432	10.7	0.0	0.0	0.4	8.1	0.0
Parts for dust collection and air purification equipment.....	11	4701433	7.8	-0.9	0.0	-0.4	0.0	2.2
Industrial and commercial fans and blowers.....	11	470145	8.1	-0.1	0.0	0.4	-0.1	-0.1
Centrifugal blower filter units, and classes I-IV centrifugal fans, except parts.....	11	4701452	8.3	0.0	0.1	2.2	0.0	-0.2
Other centrifugal fans and blowers, except parts.....	11	4701453	8.5	-0.2	-0.1	0.0	0.0	0.0
Axial fans and industrial propeller fans, except parts.....	11	4701457	8.0	0.0	0.0	0.0	0.0	0.0
Power roof ventilators, except parts.....	11	4701458	8.8	0.0	0.0	0.0	0.0	0.0
Parts and accessories for fans and blowers.....	11	4701459	0.1	0.0	0.0	0.0	-1.3	0.0
Air conditioning and refrigeration equip.....	11	48	10.3	-0.5	0.5	0.4	-0.1	1.4
Unitary air-conditioners, except air source heat pumps.....	11	4802	6.8	-1.4	1.3	0.1	-0.5	1.1
Unitary air-conditioners, except air source heat pumps.....	11	480222	6.8	-1.4	1.3	0.1	-0.5	1.1
Commercial refrigeration equipment.....	11	4803	16.5	0.5	0.0	0.4	0.0	3.0
Commercial refrigeration equipment.....	11	480331	16.5	0.5	0.0	0.4	0.0	3.0
All other miscellaneous refrigeration and air-conditioning equipment.....	11	4806	10.3	0.0	0.0	1.5	0.0	0.0
All other miscellaneous refrigeration and air-conditioning equipment.....	11	480631	10.3	0.0	0.0	1.5	0.0	0.0
Heat transfer equipment, including heat pumps.....	11	4807	10.3	-0.6	0.5	0.4	0.1	1.4
Heat transfer equipment, except dehumidifiers.....	11	480732	12.3	-0.4	0.5	0.6	0.0	1.6

See footnotes at end of table.

Table 7. Producer price index percentage changes for commodity and service groupings and individual items, not seasonally adjusted — Continued
 [March 2023]

Title	Commodity code		Unadjusted 12-month percent change ¹	Unadjusted 1-month percent change ¹				
	Group code	Item code		Mar. 2022 to Mar. 2023 ^P	Oct. to Nov.	Nov. to Dec. ^P	Dec. to Jan. ^P	Jan. to Feb. ^P
Heat pumps.....	11	480734	1.9	-1.4	0.5	-1.0	0.8	0.2
Parts and accessories for air conditioning and heat transfer equipment. . .	11	4809	11.0	0.0	0.0	0.4	0.2	0.6
Parts and accessories for air conditioning and heat transfer equipment.....	11	480901	11.0	0.0	0.0	0.4	0.2	0.6
Refrigeration condensing units.....	11	4815	10.1	0.2	0.2	0.2	0.2	1.4
Refrigeration condensing units.....	11	481511	10.1	0.2	0.2	0.2	0.2	1.4
Miscellaneous general purpose equipment.....	11	49	9.5	0.6	0.2	1.1	0.4	1.1
Metal valves, except fluid power.....	11	4902	10.9	1.1	0.0	0.9	0.0	0.6
Gates, globes, angles, and checks.....	11	490201	9.4	0.4	0.0	1.2	0.0	0.4
Gates, globes, angles, straightway (Y-type) checks, stop & check, 3- & 4-way, etc.....	11	4902011	9.2	0.0	0.0	2.3	0.0	0.9
Industrial valves for water works and municipal equipment.....	11	4902012	—	1.2	0.0	0.4	0.0	0.0
Industrial ball valves, incl. manual and power operated.....	11	490202	—	2.3	-0.1	—	—	—
Industrial butterfly valves, incl. manual and power operated.....	11	490203	16.0	2.3	0.0	1.8	0.0	3.7
Industrial plug valves.....	11	490204	11.1	5.2	0.0	0.0	0.0	0.0
Plumbing and heating valves and specialties, except plumbers' brass goods.....	11	490205	5.5	0.0	0.0	4.5	0.0	0.0
Other industrial valves, including nuclear.....	11	490209	11.3	0.2	0.0	0.5	0.0	0.4
Automatic regulating and control valves.....	11	490211	8.4	0.2	0.0	0.0	0.0	0.0
Metal pipe fittings, flanges, and unions.....	11	4903	13.3	0.1	0.0	0.2	2.9	-0.8
Metal pipe fittings, flanges, and unions.....	11	490301	13.3	0.1	0.0	0.2	2.9	-0.8
Ball and roller bearings.....	11	4905	6.6	0.5	0.0	0.1	-0.1	2.0
Ball bearings, complete, unmounted.....	11	490531	5.0	1.0	0.3	0.0	0.0	1.5
Mounted bearings, except plain.....	11	490534	6.7	2.1	-0.9	0.5	0.0	0.5
Parts and components for ball and roller bearings, incl. balls and rollers.....	11	490535	0.0	-0.3	0.4	-0.7	-1.3	1.8
Tapered roller bearings (including cups & cones), unmounted.....	11	490537	11.6	0.0	0.0	0.0	0.0	4.0
Other roller bearings, unmounted.....	11	490538	4.7	0.0	0.0	0.5	0.0	0.0
Industrial patterns.....	11	4907	4.5	0.0	0.0	0.0	0.0	0.6
Industrial patterns.....	11	490701	4.5	0.0	0.0	0.0	0.0	0.6
Filters and strainers.....	11	4908	8.8	-0.2	0.3	4.4	0.4	1.1
Filters and strainers, except fluid power.....	11	490805	12.0	-0.3	0.4	7.5	0.6	1.1
Industrial filters and strainers and reusable media, except fluid power.....	11	4908051	13.7	-0.4	0.5	9.2	0.7	1.4
Nonreusable media for filters and strainers, except fluid power.....	11	4908052	3.0	0.6	0.0	0.0	0.0	0.0
Parts and accessories for filters and strainers, except fluid power. . .	11	4908053	13.9	0.1	0.0	2.7	0.0	0.0
Other miscellaneous general purpose equipment.....	11	4911	8.3	0.5	0.7	0.9	0.2	2.1
Other miscellaneous general purpose equipment.....	11	491102	7.9	0.6	0.8	0.9	0.2	2.1
Electronic computers and computer equipment.....	11	5	2.4	0.0	1.0	1.4	0.2	-0.1
Electronic computers.....	11	51	-0.1	-3.1	2.2	1.8	0.6	-0.1
Electronic computers.....	11	5101	-0.1	-3.1	2.2	1.8	0.6	-0.1
Personal computers and workstations (excluding portable computers)...	11	510114	3.3	-1.7	3.0	1.2	-0.7	0.8
Portable computers, laptops, tablets and other single user computers...	11	510115	-2.7	-0.9	1.9	-0.4	0.8	-1.4
Host computers, multiusers (mainframes, UNIX and PC servers).....	11	510116	-1.5	-4.0	2.1	2.2	0.9	-0.2
Computer storage devices.....	11	52	1.5	2.6	1.1	-1.4	0.0	-0.1
Computer storage devices (except parts, attachments and accessories)...	11	5201	0.8	3.2	0.0	-1.4	0.0	-0.1
Computer storage devices (except parts, attachments and accessories).....	11	520101	0.8	3.2	0.0	-1.4	0.0	-0.1
Computer peripheral equipment and parts.....	11	54	4.1	-0.2	0.2	3.3	-0.1	-0.1
Parts, attachments, and accessories for computer terminals and peripherals.....	11	5405	—	—	—	—	0.0	0.0
Parts, attachments, and accessories for computer terminals and peripherals.....	11	540501	—	—	—	—	0.0	0.0
Computer terminals (including POS and funds-transfer devices) and other computer peripherals.....	11	5406	0.9	-0.2	0.2	-0.3	-0.1	-0.1
Computer terminals (including POS and funds-transfer devices) and other computer peripherals.....	11	540602	0.9	-0.2	0.2	-0.3	-0.1	-0.1
Special industry machinery and equipment.....	11	6	10.0	0.3	0.2	1.0	1.1	0.7
Food products machinery.....	11	61	10.8	0.4	0.5	2.4	0.0	0.8
Dairy and milk products plant machinery and equipment.....	11	6101	10.8	0.0	0.2	0.0	0.0	0.6
Dairy and milk products plant machinery and equipment.....	11	610111	10.8	0.0	0.2	0.0	0.0	0.6
Commercial food products machinery (except packaging and cooking equipment).....	11	6104	9.2	1.0	0.9	3.5	0.0	0.0
Commercial food products machinery (except packaging and cooking equipment).....	11	610409	9.2	1.0	0.9	3.5	0.0	0.0
Industrial food products machinery for processing foods, beverages, & animal & fowl feed.....	11	6105	11.9	-0.1	0.2	1.8	0.0	1.9

See footnotes at end of table.

Table 7. Producer price index percentage changes for commodity and service groupings and individual items, not seasonally adjusted — Continued
 [March 2023]

Title	Commodity code		Unadjusted 12-month percent change ¹	Unadjusted 1-month percent change ¹				
	Group code	Item code		Mar. 2022 to Mar. 2023 ^P	Oct. to Nov.	Nov. to Dec. ^P	Dec. to Jan. ^P	Jan. to Feb. ^P
Industrial food products machinery for processing foods, beverages, & animal & fowl feed.....	11	610501	11.9	-0.1	0.2	1.8	0.0	1.9
Other industrial food and feed machinery.....	11	6105012	9.4	0.0	0.2	0.3	0.0	0.0
Machinery for sorting, grading, and cleaning fruits, vegetables, eggs, and for processing meat.....	11	6105013	13.9	0.0	0.0	3.1	0.0	3.4
Parts and attachments for industrial food and feed products machinery.....	11	6105014	7.1	-0.4	0.4	-0.3	0.0	1.1
Textile machinery and equipment.....	11	62	0.2	-0.1	0.0	0.0	0.0	0.0
Textile machinery (except parts, attachments, and accessories).....	11	6212	0.3	-0.1	0.0	0.0	0.0	0.0
Textile machinery (except parts, attachments, and accessories).....	11	621201	0.3	-0.1	0.0	0.0	0.0	0.0
Textile machinery parts and attachments.....	11	6277	0.0	0.0	0.0	0.0	0.0	0.0
Textile machinery parts and attachments.....	11	627701	0.0	0.0	0.0	0.0	0.0	0.0
Sawmill and woodworking machinery.....	11	63	5.3	0.0	0.3	0.4	0.6	0.6
Sawmill and woodworking machinery.....	11	6306	5.3	0.0	0.3	0.4	0.6	0.6
Sawmill and woodworking machinery, excluding parts and attachments (sold separately).....	11	630602	5.8	0.0	0.3	0.2	0.6	0.7
Parts, attachments, & accessories for sawmill & woodworking machinery.....	11	630603	3.0	0.0	0.0	1.3	0.6	0.0
Paper industries machinery.....	11	64	10.0	1.9	0.1	0.8	0.0	0.4
Paper industries machinery.....	11	6401	10.0	1.9	0.1	0.8	0.0	0.4
Paper industries machinery, excluding parts & attachments (sold separately).....	11	640114	6.9	0.3	0.2	0.7	0.0	0.6
Parts and attachments for paper industries machinery.....	11	640115	13.5	3.7	0.0	1.2	0.0	0.0
Printing trades machinery and equipment.....	11	65	2.8	-0.2	0.0	0.5	-0.1	0.7
Other printing machinery and equipment.....	11	6509	3.6	-0.2	0.1	0.6	-0.2	0.9
Other printing machinery and equipment, incl. pre-press preparation equipment & plates.....	11	650912	5.1	-0.7	0.2	1.0	-0.4	1.2
Parts, attachments, & accessories for printing trades machinery.....	11	650913	2.6	0.0	0.0	0.0	0.0	0.7
Other special industry machinery.....	11	66	10.7	0.2	-0.3	1.0	2.2	0.0
Plastics and rubber working machinery.....	11	6603	1.9	0.1	0.6	0.0	0.0	0.0
Plastics working machinery and equipment, excluding patterns and molds, including parts.....	11	66039	1.8	0.2	0.3	0.0	0.0	0.0
Plasticworking machinery (excluding parts).....	11	660391	1.3	0.0	0.4	0.0	0.0	0.0
Parts for plasticworking machinery.....	11	660395	-	0.8	0.2	-0.3	0.0	-
Miscellaneous special industry machinery.....	11	6606	12.0	0.2	-0.4	1.2	2.6	0.1
Semiconductor manufacturing machinery and parts.....	11	660638	9.9	0.0	0.7	0.1	2.1	0.2
Packing, packaging, and bottling machinery and parts.....	11	67	12.2	0.0	0.3	1.5	0.5	4.0
Packing, packaging, and bottling machinery and parts.....	11	6705	12.2	0.0	0.3	1.5	0.5	4.0
Packing, packaging, and bottling machinery, excluding parts.....	11	670501	12.7	0.0	0.3	1.6	0.5	5.4
Parts for packing, packaging, and bottling machinery.....	11	670502	9.5	0.0	0.3	1.2	0.5	0.0
Service industry machinery and parts.....	11	68	9.0	0.3	0.8	0.3	0.3	0.5
Service industry machinery and parts.....	11	6801	9.0	0.3	0.8	0.3	0.3	0.5
Commercial cooking and food warming equipment.....	11	680118	16.1	0.4	0.1	0.0	0.0	0.9
Commercial cooking equipment incl. ranges, deep-fat fryers, etc. except electric.....	11	6801181	18.8	0.0	0.0	0.0	0.0	2.1
Commercial electric cooking equipment, incl. ranges, deep-fat fryers, etc.....	11	6801182	14.4	1.0	0.2	0.0	0.1	0.1
Parts and accessories for commercial cooking and food warming equipment.....	11	6801183	9.8	0.6	0.0	0.0	0.0	0.0
Other service industry machinery, incl. electronic teaching mach. & auto. maintenance equipment.....	11	680123	5.2	0.3	0.7	0.4	0.4	0.3
All other parts and attachments for service industry equipment.....	11	6801232	14.6	0.0	1.6	0.0	0.9	0.4
Commercial and industrial floor & carpet cleaning machines, excl. vacuum cleaners.....	11	6801233	13.1	0.0	3.2	3.1	0.0	0.0
Electronic teaching machines, teaching aids, etc., incl. kits.....	11	6801235	1.4	0.0	0.0	0.0	0.0	1.4
Other service industry equipment.....	11	6801236	6.0	0.5	0.9	0.4	0.6	0.0
Commercial laundry and drycleaning machinery products.....	11	69	10.9	1.6	0.0	4.5	0.0	0.0
Commercial laundry and drycleaning machinery products.....	11	6909	10.9	1.6	0.0	4.5	0.0	0.0
Commercial laundry and drycleaning machinery products.....	11	690901	10.9	1.6	0.0	4.5	0.0	0.0
Electrical machinery and equipment.....	11	7	5.0	0.4	0.3	0.9	-0.1	0.1
Wiring devices.....	11	71	17.3	1.1	0.1	8.3	0.3	0.5
Current-carrying wiring devices.....	11	7101	25.4	0.9	0.3	18.0	0.5	1.0
Current-carrying switches for electrical circuitry (including vehicular switches).....	11	710143	7.8	0.7	0.0	0.6	0.2	2.9
Current-carrying wire connectors for electrical circuitry.....	11	710144	6.0	1.4	0.8	0.8	1.0	-0.2
Current-carrying wiring devices n.e.c.....	11	710147	45.2	0.8	0.1	35.7	0.4	0.7

See footnotes at end of table.

Table 7. Producer price index percentage changes for commodity and service groupings and individual items, not seasonally adjusted — Continued
 [March 2023]

Title	Commodity code		Unadjusted 12-month percent change ¹	Unadjusted 1-month percent change ¹				
	Group code	Item code		Mar. 2022 to Mar. 2023 ^P	Oct. to Nov. ^P	Nov. to Dec. ^P	Dec. to Jan. ^P	Jan. to Feb. ^P
Noncurrent-carrying wiring devices.....	11	7102	10.1	1.1	0.0	0.5	0.1	0.0
Noncurrent-carrying electrical conduit and conduit fittings, incl.plastic conduit & fittings.....	11	710216	6.5	0.2	0.0	1.1	-0.1	0.0
Other noncurrent-carrying wiring devices and supplies (boxes, covers, bar hangers, etc.).....	11	710217	7.2	0.2	0.0	0.0	-0.2	-0.2
Porcelain, steatite, and other ceramic electrical products.....	11	710252	8.4	0.6	0.0	-0.1	1.9	-0.1
Integrating and measuring instruments.....	11	72	3.7	0.0	0.1	2.1	0.0	0.0
Test equipment for electrical, radio, & communication circuits & motors. . .	11	7205	4.6	0.0	0.1	2.0	0.0	0.0
Test equipment for electrical, radio, & communication circuits & motors.....	11	720501	4.6	0.0	0.1	2.0	0.0	0.0
Motors, generators, motor generator sets.....	11	73	8.6	0.0	0.2	0.6	1.4	0.0
Fractional horsepower motors and generators.....	11	7303	4.0	0.0	0.0	0.7	0.7	0.0
Fractional horsepower motors and generators.....	11	730312	4.0	0.0	0.0	0.7	0.7	0.0
Integral horsepower motors and generators (excluding land transportation types).....	11	7304	4.5	0.0	0.0	0.0	0.0	0.0
Integral horsepower motors and generators (excluding land transportation types).....	11	730405	4.5	0.0	0.0	0.0	0.0	0.0
Parts and supplies for motors and generators.....	11	7309	18.4	0.0	2.1	0.0	4.3	0.0
Parts and supplies for motors and generators.....	11	730901	18.4	0.0	2.1	0.0	4.3	0.0
Other motors and generators.....	11	7311	10.5	0.0	0.0	1.2	1.4	0.0
Other motors and generators.....	11	731101	10.5	0.0	0.0	1.2	1.4	0.0
Prime mover generator sets, except steam & hydraulic turbine.....	11	7311012	11.9	0.0	0.0	2.0	2.5	0.0
Transformers and power regulators.....	11	74	12.7	0.6	0.4	1.6	0.4	1.7
Power and distribution transformers, except parts.....	11	7409	16.6	0.7	0.5	3.0	0.5	2.0
Power and distribution transformers, except parts.....	11	740999	-	0.7	0.5	3.0	0.5	-
Other transformers and parts for transformers.....	11	7411	-2.2	0.2	0.0	-5.2	0.1	0.0
Switchgear, switchboard, industrial controls equipment.....	11	75	11.5	0.4	2.5	0.3	0.0	0.2
Industrial controls and related parts and accessories.....	11	7507	8.5	0.1	4.7	0.4	0.1	0.2
Industrial controls and related parts and accessories.....	11	750799	8.5	0.1	4.7	0.4	0.1	0.2
General-purpose industrial controls.....	11	7507991	10.2	0.0	5.0	0.6	0.1	0.3
Parts for industrial controls and motor-control accessories.....	11	7507992	4.8	0.0	3.4	0.3	0.0	0.0
Specific-purpose industrial controls.....	11	7507993	5.4	0.3	4.4	0.0	0.2	0.2
Switchgear and switchboard apparatus.....	11	7522	14.0	0.6	0.8	0.2	0.0	0.2
Switchgear and switchboard apparatus.....	11	752201	14.0	0.6	0.8	0.2	0.0	0.2
Low voltage panelboards and distribution boards, 1000 volts or less..	11	7522013	16.3	0.0	2.0	0.0	0.2	0.9
Switchgear, except relays and ducts.....	11	752201A	16.8	1.2	0.3	0.4	-0.2	0.1
Communications and related equipment and miscellaneous electronic systems & equipment.....	11	76	3.0	0.3	0.0	0.9	-0.1	0.0
Telephone and wireline data networking equipment.....	11	7601	4.1	0.8	0.0	0.0	0.4	0.0
Wireline voice and data network equipment.....	11	760141	-	1.3	0.0	-	-	-
Other communications and related equipment, including broadcast and wireless.....	11	7603	3.4	0.5	0.0	0.7	-0.4	0.0
Broadcast, studio, and related electronic equipment.....	11	760301	0.0	-0.2	0.1	0.4	-0.7	0.0
Radio station and wireless communication equipment.....	11	760302	3.0	0.0	0.1	0.7	-0.4	0.0
Radio station equipment.....	11	7603022	-	0.0	0.0	0.0	0.0	0.0
Other broadcast and wireless communications systems and equipment.....	11	7603023	2.0	0.0	0.1	0.1	-0.5	0.0
Intercommunications, alarm and traffic control systems.....	11	760303	6.5	2.7	-0.2	0.6	0.0	0.0
Alarm systems, including electric sirens and horns.....	11	7603031	12.2	5.9	0.0	1.0	0.0	0.0
Intercommunications systems, including inductive paging systems....	11	7603033	1.9	0.1	-1.6	-0.1	0.0	0.9
Electronic systems and equipment, n.e.c.....	11	7605	5.6	1.3	0.0	0.0	0.0	0.0
Electronic systems and equipment, n.e.c.....	11	760512	5.6	1.3	0.0	0.0	0.0	0.0
Search, detection, navigation & guidance systems and equipment.....	11	7606	2.4	0.0	0.0	1.3	0.0	0.0
Search, detection, navigation & guidance systems and equipment.....	11	760613	2.4	0.0	0.0	1.3	0.0	0.0
Electric lamp bulbs, tubes, and components.....	11	77	6.6	0.0	0.0	1.4	0.0	0.1
Electric lamp bulbs, tubes, and components.....	11	7704	6.6	0.0	0.0	1.4	0.0	0.1
Electric lamp bulbs, tubes, and components.....	11	770401	6.6	0.0	0.0	1.4	0.0	0.1
Electronic components and accessories.....	11	78	1.6	0.5	0.2	-0.6	-0.2	0.1
Relays for electronic circuitry, industrial control overload, and switchgear type.....	11	7821	7.9	0.0	5.7	1.7	0.0	0.0
Relays for electronic circuitry, industrial control overload, and switchgear type.....	11	782119	7.9	0.0	5.7	1.7	0.0	0.0
Switches, mechanical, for electronic circuitry.....	11	7822	8.9	0.0	0.0	0.3	0.0	0.0
Switches, mechanical, for electronic circuitry.....	11	782299	8.9	0.0	0.0	0.3	0.0	0.0
Connectors for electronic circuitry.....	11	7824	12.0	0.9	0.5	-0.2	0.0	2.4
Connectors for electronic circuitry.....	11	782481	12.0	0.9	0.5	-0.2	0.0	2.4

See footnotes at end of table.

Table 7. Producer price index percentage changes for commodity and service groupings and individual items, not seasonally adjusted — Continued
 [March 2023]

Title	Commodity code		Unadjusted 12-month percent change ¹	Unadjusted 1-month percent change ¹				
	Group code	Item code		Mar. 2022 to Mar. 2023 ^P	Oct. to Nov.	Nov. to Dec. ^P	Dec. to Jan. ^P	Jan. to Feb. ^P
Filters, crystals, and transducers.....	11	7828	0.8	0.0	0.0	-1.9	0.4	0.0
Filters, crystals, and transducers.....	11	782890	0.8	0.0	0.0	-1.9	0.4	0.0
Crystal, filter, piezoelectric, and other related electronic devices (exc. microwave filters).....	11	7828901	0.8	0.0	0.0	-1.9	0.4	0.0
Integrated microcircuits.....	11	7839	4.1	0.2	0.1	-0.7	0.2	-0.5
Integrated microcircuits.....	11	783911	4.1	0.2	0.1	-0.7	0.2	-0.5
Other semiconductor and related devices.....	11	7847	3.8	1.0	0.0	0.6	0.0	0.0
Other semiconductor devices, including parts (such as chips, wafers and heat sinks).....	11	784711	3.8	1.0	0.0	0.6	0.0	0.0
Bare printed circuit boards.....	11	7849	9.9	0.0	1.0	0.0	1.8	0.0
Bare printed circuit boards.....	11	784901	9.9	0.0	1.0	0.0	1.8	0.0
Electronic coils, transformers, and other inductors.....	11	7853	12.1	0.7	0.1	0.9	2.9	1.1
Electronic coils, transformers, and other inductors.....	11	785399	12.1	0.7	0.1	0.9	2.9	1.1
Capacitors and resistors for electronic circuitry.....	11	7854	—	—	—	0.3	0.0	0.0
Capacitors for electronic circuitry.....	11	785411	5.1	3.0	0.0	0.1	0.0	0.0
Microwave components, electron tubes, and other electronic components, n.e.c.....	11	7856	4.8	0.6	-0.1	0.1	1.0	0.1
Printed circuit assemblies, loaded boards, modules and consumer external modems.....	11	7861	-14.9	0.3	0.0	-3.2	-3.3	0.0
Printed circuit assemblies, loaded boards, modules and consumer external modems.....	11	786199	-14.9	0.3	0.0	-3.2	-3.3	0.0
Miscellaneous electrical machinery and equipment.....	11	79	5.1	0.3	0.1	0.7	-0.3	0.1
Storage batteries.....	11	7901	5.7	0.5	0.1	-0.1	0.0	-0.2
Storage batteries, lead acid type, BCI dimensional group 8D or smaller.....	11	790103	6.4	0.0	0.0	-0.1	-0.1	-0.3
Storage batteries, lead acid type, larger than BCI dimensional group 8D.....	11	790104	4.5	1.1	0.3	0.0	0.0	0.0
Storage batteries (excluding lead acid), including parts for all storage batteries.....	11	790105	3.3	2.3	0.0	0.0	0.0	0.0
Primary batteries.....	11	7902	10.7	1.7	0.0	0.2	-0.1	0.9
Primary batteries.....	11	790229	10.7	1.7	0.0	0.2	-0.1	0.9
Carbon and graphite products.....	11	7903	23.2	0.2	1.5	-0.7	0.6	1.4
X-ray and electromedical equipment.....	11	7905	4.5	0.0	0.1	1.2	0.0	0.0
Irradiation equipment.....	11	790512	7.2	0.0	0.0	0.8	0.0	0.0
Electromedical equipment, including diagnostic, therapeutic and patient monitoring equipment.....	11	790541	3.8	0.0	0.1	1.5	0.0	0.0
Miscellaneous electrical industrial apparatus.....	11	7929	-7.2	0.2	-0.8	-0.9	-3.8	0.0
Rectifying apparatus.....	11	792902	4.2	0.5	0.0	1.2	0.0	0.0
Other electrical equipment for industrial use, except for electronic circuitry.....	11	792904	-13.9	0.0	-1.6	-1.7	-5.2	0.0
All other electrical equipment and components, except industrial.....	11	7939	0.9	0.1	0.0	0.0	0.0	0.0
All other electrical equipment and components, except industrial.....	11	793901	0.9	0.1	0.0	0.0	0.0	0.0
Miscellaneous instruments.....	11	8	8.5	0.5	0.4	2.4	0.5	0.5
Automatic environmental controls for monitoring residential, commercial, and appliance use.....	11	81	6.0	0.3	0.0	1.6	0.1	0.0
Automatic environmental controls for monitoring residential, commercial, and appliance use.....	11	8105	6.0	0.3	0.0	1.6	0.1	0.0
Automatic environmental controls for monitoring residential, commercial, and appliance use.....	11	810501	6.0	0.3	0.0	1.6	0.1	0.0
Industrial process control instruments.....	11	82	12.3	0.9	0.6	2.3	-0.1	0.2
Industrial process control instruments.....	11	8201	12.3	0.9	0.6	2.3	-0.1	0.2
Industrial process control instruments.....	11	820171	12.3	0.9	0.6	2.3	-0.1	0.2
Fluid meters and counting devices.....	11	84	11.8	0.0	0.2	4.1	2.5	3.5
Fluid meters and counting devices.....	11	8401	11.8	0.0	0.2	4.1	2.5	3.5
Counting devices.....	11	840103	—	0.0	—	—	—	—
Motor vehicle indicating instruments.....	11	840104	—	0.0	—	—	—	—
Engineering and scientific instruments.....	11	85	6.7	1.4	0.7	2.4	0.0	0.0
Aeronautical, nautical, and navigational instruments.....	11	8501	4.9	0.8	1.1	0.7	0.0	0.0
Aeronautical, nautical, and navigational instruments.....	11	850111	4.9	0.8	1.1	0.7	0.0	0.0
Hospital beds and specialized hospital furniture.....	11	8504	15.9	2.8	0.0	—	—	—
Hospital beds and specialized hospital furniture.....	11	850404	15.9	2.8	0.0	—	—	—
Measuring instruments and lenses.....	11	86	5.8	0.1	0.2	1.6	1.2	0.3
Sighting, tracking, and fire-control equipment, optical type.....	11	8601	-0.6	0.0	0.0	-0.6	0.0	0.0
Sighting, tracking, and fire-control equipment, optical type.....	11	860111	-0.6	0.0	0.0	-0.6	0.0	0.0
All other miscellaneous optical instruments and lenses.....	11	8602	4.8	0.3	0.0	0.0	0.0	1.3
All other miscellaneous optical instruments and lenses.....	11	860211	4.8	0.3	0.0	0.0	0.0	1.3
Laboratory analytical instruments.....	11	8603	6.8	0.1	0.3	2.0	1.5	0.2

See footnotes at end of table.

Table 7. Producer price index percentage changes for commodity and service groupings and individual items, not seasonally adjusted — Continued
 [March 2023]

Title	Commodity code		Unadjusted 12-month percent change ¹	Unadjusted 1-month percent change ¹				
	Group code	Item code		Mar. 2022 to Mar. 2023 ^P	Oct. to Nov.	Nov. to Dec. ^P	Dec. to Jan. ^P	Jan. to Feb. ^P
Laboratory analytical instruments.....	11	860311	6.8	0.1	0.3	2.0	1.5	0.2
Measuring & controlling devices, n.e.c.....	11	89	11.0	0.7	0.5	3.5	0.0	0.2
Aircraft engine instruments.....	11	8901	6.3	0.0	0.0	0.0	1.2	0.0
Aircraft engine instruments.....	11	890199	6.3	0.0	0.0	0.0	1.2	0.0
Nuclear radiation detection & monitoring instruments.....	11	8904	10.6	2.6	0.0	3.3	0.0	0.0
Nuclear radiation detection & monitoring instruments.....	11	890499	10.6	2.6	0.0	3.3	0.0	0.0
Physical properties and kinematic testing equipment.....	11	8905	13.9	1.0	0.0	4.1	0.0	0.0
Physical properties and kinematic testing equipment.....	11	890599	13.9	1.0	0.0	4.1	0.0	0.0
Commercial, geophysical, meteorological, surveying, drafting & general-purpose instruments.....	11	8906	9.9	0.0	1.3	4.0	-0.3	0.6
Commercial, geophysical, meteorological & general-purpose instruments.....	11	890699	9.9	0.0	1.3	4.0	-0.3	0.6
Miscellaneous machinery.....	11	9	7.5	0.2	0.0	1.2	0.2	0.4
Oil field and gas field machinery.....	11	91	7.9	0.1	0.0	0.8	0.0	0.0
Oil and gas field drilling, surveying, and cementing machinery (except parts sold separately).....	11	9102	7.4	0.0	0.0	0.8	0.0	0.0
Oil and gas field drilling, surveying, and cementing machinery (except parts sold separately).....	11	910201	7.4	0.0	0.0	0.8	0.0	0.0
Oil field and gas field production machinery (except pumps and parts sold separately).....	11	9104	7.2	0.0	0.0	1.5	0.0	-0.2
Oil field and gas field production machinery (except pumps and parts sold separately).....	11	910456	7.2	0.0	0.0	1.5	0.0	-0.2
Parts and attachments for oil and gas field machinery and equipment.....	11	9106	11.9	0.9	0.0	0.0	0.0	0.3
Parts and attachments for oil and gas field drilling machinery and equipment.....	11	910602	-	0.0	0.0	0.0	-	-
Parts and attachments for oil and gas field production machinery and equipment.....	11	910604	10.6	2.7	0.0	0.0	0.0	0.9
Mining machinery and equipment.....	11	92	11.1	1.0	0.3	0.5	0.0	0.0
Mining machinery and equipment (except parts sold separately).....	11	9207	13.7	1.3	0.1	0.5	0.0	0.0
Underground mining machinery (except parts sold separately).....	11	920701	-	0.0	0.0	0.0	-	-
Crushing, pulverizing, & screening machinery (except parts sold separately).....	11	920702	-	4.6	0.0	0.0	0.0	-
Drills and other mining machinery (except parts sold separately).....	11	920703	-	0.0	0.9	1.7	0.1	-
Mineral processing & beneficiation machinery (except parts sold separately).....	11	920704	-	7.0	0.0	0.0	0.0	-
Parts and attachments for mining machinery and equipment (sold separately).....	11	9253	5.0	0.4	0.7	0.3	0.0	0.0
Parts and attachments for mining machinery and equipment (sold separately).....	11	925303	5.0	0.4	0.7	0.3	0.0	0.0
Office and store machines and equipment.....	11	93	0.8	0.0	0.0	0.0	0.0	0.0
Coin-operated machines and mechanisms.....	11	9309	0.9	0.0	0.0	0.0	0.0	0.0
Coin-operated machines and mechanisms.....	11	930910	0.9	0.0	0.0	0.0	0.0	0.0
Internal combustion engines.....	11	94	8.3	0.0	0.1	4.0	-0.1	-0.1
Diesel, semidiesel, and dual-fuel engines (except automotive).....	11	9407	13.2	0.0	0.0	5.5	0.0	0.0
Diesel, semidiesel, and dual-fuel engines (except automotive).....	11	940725	13.2	0.0	0.0	5.5	0.0	0.0
Diesel, semidiesel, and dual-fuel engines for automobiles, trucks, and buses.....	11	9408	5.2	0.0	0.0	3.7	-0.2	0.0
Diesel, semidiesel, and dual-fuel engines for automobiles, trucks, and buses.....	11	940811	5.2	0.0	0.0	3.7	-0.2	0.0
Parts & accessories for internal combustion engines, ex. aircraft & gasoline automotive engines.....	11	9413	9.9	0.0	0.0	4.0	0.0	0.0
Parts & accessories for internal combustion engines, ex. aircraft & gasoline automotive engines.....	11	941301	9.9	0.0	0.0	4.0	0.0	0.0
Machine shop products.....	11	95	7.2	0.3	-0.2	0.1	0.5	0.1
Machine shop products.....	11	9505	7.2	0.3	-0.2	0.1	0.5	0.1
Machine shop job work and job order repairs.....	11	950501	7.2	0.3	-0.2	0.1	0.5	0.1
Turbines and turbine generator sets.....	11	97	4.4	0.2	0.3	0.3	0.3	4.0
Turbines and turbine generator sets (excluding parts).....	11	9701	4.4	0.2	0.3	0.3	0.3	4.0
Steam, gas, and other turbines and turbine generators.....	11	970103	3.9	-0.1	0.2	0.2	0.2	0.8
Parts & accessories for turbines, turbine generators, and turbine generator sets.....	11	98	19.1	0.0	0.0	0.1	0.5	0.0
Parts & accessories for turbines, turbine generators, and turbine generator sets.....	11	9801	19.1	0.0	0.0	0.1	0.5	0.0
Parts & accessories for turbines, turbine generators, and turbine generator sets.....	11	980101	19.1	0.0	0.0	0.1	0.5	0.0
Furniture and household durables.....	12	-	5.7	0.6	0.5	0.1	0.5	0.0
Household furniture.....	12	1	6.3	-0.2	0.4	0.6	0.5	0.3

See footnotes at end of table.

Table 7. Producer price index percentage changes for commodity and service groupings and individual items, not seasonally adjusted — Continued
 [March 2023]

Title	Commodity code		Unadjusted 12-month percent change ¹	Unadjusted 1-month percent change ¹				
	Group code	Item code		Mar. 2022 to Mar. 2023 ^P	Oct. to Nov.	Nov. to Dec. ^P	Dec. to Jan. ^P	Jan. to Feb. ^P
Metal household furniture.....	12	11	6.2	-0.7	3.6	0.0	0.7	0.2
Metal household furniture.....	12	1101	6.2	-0.7	3.6	0.0	0.7	0.2
Metal household dining room and kitchen furniture.....	12	110102	7.5	-1.6	8.6	0.0	-0.3	1.2
Other metal household furniture.....	12	110104	5.1	0.0	0.0	0.0	0.9	0.0
Metal household furniture, beds, nonupholstered.....	12	1101041	10.9	0.0	0.0	0.0	1.2	0.0
Wood household furniture (nonupholstered).....	12	12	7.3	0.0	0.4	2.5	0.9	0.9
Wood household furniture (nonupholstered).....	12	1206	—	—	—	2.5	0.9	0.9
Wood living room furniture (nonupholstered).....	12	120602	6.2	0.0	0.7	1.8	0.7	0.0
Wood dining room, outdoor, and ready-to-assemble furniture (nonupholstered).....	12	120603	—	—	—	5.8	0.0	2.4
Wood bedroom furniture, including infants' and children's, (nonupholstered).....	12	120605	4.0	0.0	0.5	0.4	0.4	0.0
Custom nonupholstered wood household furniture sold direct, excl. kitchen cabinets and vanities.....	12	120607	—	0.0	0.0	—	—	—
Upholstered household furniture.....	12	13	8.3	0.5	0.1	0.0	0.5	0.3
Upholstered household furniture.....	12	1301	8.3	0.5	0.1	0.0	0.5	0.3
Dual purpose sleep furniture, incl. convertible sofa.....	12	130123	12.6	0.7	0.0	0.0	0.0	0.2
Upholstered household furniture.....	12	130141	8.1	0.5	0.1	0.0	0.7	0.3
Upholstered household davenports, sofas, loveseats, and settees.....	12	1301411	8.5	0.7	0.2	-0.1	0.8	0.3
Upholstered household sectional sofa pieces.....	12	1301412	6.1	0.1	-0.1	0.0	0.7	0.2
Upholstered household rocking chairs, including swivel rockers.....	12	1301413	9.7	0.5	0.9	0.0	0.0	4.2
Other upholstered household furniture, including custom.....	12	1301415	4.6	0.4	0.3	0.1	0.3	0.1
Bedding.....	12	14	4.4	-1.3	0.1	1.3	0.2	0.0
Bedding.....	12	1401	4.4	-1.3	0.1	1.3	0.2	0.0
Innerspring mattresses, excluding crib size.....	12	140104	6.2	-0.5	0.0	2.6	0.2	0.0
Mattress foundations.....	12	140107	3.6	-0.1	0.0	0.2	0.0	0.7
Mattresses, other types, including crib, foam, waterbed mattresses and mattress inserts.....	12	140114	8.4	0.0	0.3	1.9	0.4	0.0
Sleep system ensembles and mattresses, excluding conventional waterbeds.....	12	140122	—	-7.4	0.0	0.0	0.0	—
Mattress and foundation sets.....	12	140134	0.6	-3.1	0.0	0.0	0.0	0.0
Metal porch, lawn, outdoor & casual furniture.....	12	15	9.3	2.7	0.0	0.0	0.0	0.0
Porch and lawn furniture.....	12	1501	9.3	2.7	0.0	0.0	0.0	0.0
Metal porch, lawn, outdoor & casual furniture.....	12	150112	9.3	2.7	0.0	0.0	0.0	0.0
Nonupholstered household furniture, except wood and metal.....	12	16	—	0.0	0.0	0.3	—	—
Nonupholstered household furniture, except wood and metal.....	12	1601	—	0.0	0.0	0.3	—	—
Nonupholstered household furniture, except wood and metal.....	12	160101	—	0.0	0.0	0.3	—	—
Commercial furniture.....	12	2	8.0	1.3	0.9	-0.7	0.6	0.7
Wood office furniture and store fixtures.....	12	21	8.5	-0.2	0.2	0.4	1.1	0.1
Wood office furniture and store fixtures.....	12	2101	8.5	-0.2	0.2	0.4	1.1	0.1
Wood office seating, including upholstered.....	12	210112	2.0	-8.4	0.0	0.4	3.1	0.1
Wood office desks and extensions.....	12	210113	13.9	1.3	-0.1	0.0	2.1	0.4
Wood office files, storage units, and tables.....	12	210114	5.5	0.0	0.0	0.0	0.2	0.5
Wood office furniture, other types (incl. panel/desking systems).....	12	210116	5.2	0.0	0.0	0.0	0.0	0.4
Fixtures for stores, banks and offices.....	12	210161	9.3	0.5	0.3	0.5	1.1	0.0
Custom architectural woodwork, millwork, and fixtures.....	12	2101611	9.4	0.7	0.0	0.5	1.6	0.0
Wood lockers, partitions, and shelving (except custom).....	12	2101612	17.8	2.5	0.1	1.7	0.2	0.2
Wood furniture dimensions and nonwood furniture parts and frames..	12	2101615	12.6	-0.7	3.7	0.4	-2.9	1.5
Nonwood furniture and store fixtures.....	12	22	6.8	2.3	1.7	-1.9	0.2	1.4
Nonwood commercial storage units, files, and tables.....	12	2202	11.3	0.8	0.9	1.3	0.0	1.9
Nonwood commercial storage units, files, and tables.....	12	220202	11.3	0.8	0.9	1.3	0.0	1.9
Nonwood commercial furniture.....	12	2203	11.7	5.7	1.4	-0.2	0.4	0.0
Nonwood office seating.....	12	220325	2.8	-1.3	4.6	-0.3	-0.2	-0.5
Nonwood office furniture panel systems, and other nonwood office furniture.....	12	220326	16.3	9.0	0.1	-0.2	1.0	0.4
Nonwood partitions and fixtures.....	12	2204	0.4	-0.6	2.3	-5.1	0.0	2.9
Storage racks and accessories, except wood.....	12	220407	-10.5	0.0	-6.5	-6.4	0.0	10.7
Fixtures (bank, office, and store) except wood.....	12	220409	9.5	0.4	3.2	1.2	-0.6	0.0
Public building furniture.....	12	23	9.8	0.9	0.2	0.1	0.6	0.0
Public building furniture.....	12	2301	9.8	0.9	0.2	0.1	0.6	0.0
School furniture (except stone and concrete), excluding library furniture.....	12	230101	8.1	0.9	0.0	0.2	0.4	0.0
Public building and related furniture, excluding school & restaurant furniture.....	12	230102	10.9	0.9	0.3	0.0	0.8	0.1

See footnotes at end of table.

Table 7. Producer price index percentage changes for commodity and service groupings and individual items, not seasonally adjusted — Continued
 [March 2023]

Title	Commodity code		Unadjusted 12-month percent change ¹	Unadjusted 1-month percent change ¹				
	Group code	Item code		Mar. 2022 to Mar. 2023 ^P	Oct. to Nov.	Nov. to Dec. ^P	Dec. to Jan. ^P	Jan. to Feb. ^P
Commercial furniture and fixtures, n.e.c.....	12	24	10.0	2.9	0.4	0.1	0.0	0.3
Commercial furniture and fixtures, n.e.c.....	12	2401	10.0	2.9	0.4	0.1	0.0	0.3
Bar, bowling center, cafeteria, and restaurant furniture.....	12	240104	16.6	0.6	0.5	0.0	0.1	0.0
Other commercial and institutional furniture and fixtures, n.e.c.....	12	240108	6.4	4.3	0.4	0.2	0.0	0.4
Floor coverings.....	12	3	1.9	0.8	-1.6	0.7	0.1	0.0
Carpets and rugs.....	12	31	1.8	0.9	-1.9	0.5	0.1	0.0
Carpet and rugs.....	12	3101	1.8	0.9	-1.9	0.5	0.1	0.0
Carpet and rugs.....	12	310101	1.8	0.9	-1.9	0.5	0.1	0.0
Resilient floor coverings.....	12	32	2.3	0.0	0.0	1.6	-0.2	0.0
Resilient floor coverings.....	12	3201	2.3	0.0	0.0	1.6	-0.2	0.0
Resilient floor coverings.....	12	320170	2.3	0.0	0.0	1.6	-0.2	0.0
Household appliances.....	12	4	5.1	-0.1	0.7	0.0	0.1	-1.4
Major appliances.....	12	41	4.6	-0.2	0.9	0.0	0.0	-1.6
Household cooking appliances.....	12	4101	4.7	-0.2	1.4	0.0	2.2	-3.6
Electric household ranges, ovens (including microwave), surface cooking units, and equipment.....	12	410105	9.0	-0.2	1.2	0.2	0.7	1.0
Gas household ranges, ovens, surface cooking units and equipment. ..	12	410139	8.9	-1.6	1.7	-0.3	5.6	-3.5
Other household ranges and cooking equipment, including outdoor equipment.....	12	410169	-5.5	2.2	1.8	0.0	0.6	-8.7
Household refrigeration equipment.....	12	4103	7.2	1.2	0.2	0.1	0.2	-0.5
Household refrigerators, including refrigerator-freezer combinations.....	12	410329	8.7	0.7	0.2	0.1	0.3	-0.5
Other major household appliances including room air-conditioners.....	12	4104	3.0	-1.5	1.5	-0.5	-4.5	0.8
Room air-conditioners.....	12	410445	-	-	-	-	0.0	0.0
Household vacuum cleaners, including parts and attachments.....	12	43	11.0	0.1	0.3	-0.3	2.8	0.3
Household vacuum cleaners and other floor care machines (including parts and attachments).....	12	4301	11.0	0.1	0.3	-0.3	2.8	0.3
Household vacuum cleaners and other floor care machines (including parts and attachments).....	12	430114	11.0	0.1	0.3	-0.3	2.8	0.3
Electric housewares and fans.....	12	44	5.4	0.1	0.1	0.3	0.0	-0.1
Parts and attachments for small electric household appliances, including fan parts.....	12	4403	1.8	0.0	0.0	0.2	0.0	0.0
Parts and attachments for small electric household appliances, including fan parts.....	12	440311	1.8	0.0	0.0	0.2	0.0	0.0
Small electric household appliances, including fans.....	12	4404	5.7	0.1	0.1	0.3	0.0	-0.1
Small electric household appliances, including fans.....	12	440401	5.7	0.1	0.1	0.3	0.0	-0.1
Portable residential lighting fixtures, including parts and accessories.....	12	45	11.7	0.6	0.6	0.0	2.6	0.0
Portable residential lighting fixtures, including parts and accessories.....	12	4501	11.7	0.6	0.6	0.0	2.6	0.0
Portable residential lighting fixtures, including parts and accessories.....	12	450135	11.7	0.6	0.6	0.0	2.6	0.0
Home electronic equipment.....	12	5	4.4	0.0	0.0	0.4	0.8	0.0
Speakers and commercial sound equipment.....	12	57	3.6	0.0	0.0	0.8	1.7	0.0
Speakers and commercial sound equipment.....	12	5707	3.6	0.0	0.0	0.8	1.7	0.0
Speakers and commercial sound equipment.....	12	570708	3.6	0.0	0.0	0.8	1.7	0.0
Other home electronic equipment.....	12	58	5.8	-0.1	0.0	0.0	0.0	0.0
Other home electronic equipment, including television receivers and automotive A/V equipment.....	12	5803	5.8	-0.1	0.0	0.0	0.0	0.0
All other consumer audio and video equipment, excluding TV receivers and automotive A/V equip.....	12	580301	5.8	-0.1	0.0	0.0	0.0	0.0
Other household durable goods.....	12	6	4.0	1.1	0.9	0.6	1.2	0.4
Vitreous china, fine earthenware, and other pottery products.....	12	61	3.0	0.0	0.2	0.3	0.0	0.0
Vitreous china, porcelain, and earthenware table and kitchenware and other pottery products.....	12	6101	3.0	0.0	0.2	0.3	0.0	0.0
Vitreous china, porcelain, and earthenware (semivitreous) table and kitchenware.....	12	610104	6.7	0.0	0.0	1.6	0.0	0.0
All other pottery products (including china decorated for the trade).....	12	610105	1.2	0.0	0.4	0.1	0.0	0.0
Mirrors (decorated and undecorated).....	12	65	-20.7	0.0	0.0	-0.5	7.1	1.3
Mirrors (decorated and undecorated), made from purchased glass.....	12	6501	-20.7	0.0	0.0	-0.5	7.1	1.3
Mirrors (decorated and undecorated), made from purchased glass.....	12	650104	-20.7	0.0	0.0	-0.5	7.1	1.3
Lawn/garden equipment.....	12	66	10.6	0.0	1.4	1.8	-0.1	0.0
Parts and attachments for consumer lawn, garden, and snow equipment.....	12	6605	11.8	-0.7	0.5	0.3	-0.6	0.0
Parts and attachments for consumer lawn, garden, and snow equipment.....	12	660503	11.8	-0.7	0.5	0.3	-0.6	0.0
Consumer lawn, garden, and snow equipment.....	12	6607	10.0	0.1	1.6	1.9	0.0	0.0

See footnotes at end of table.

Table 7. Producer price index percentage changes for commodity and service groupings and individual items, not seasonally adjusted — Continued
 [March 2023]

Title	Commodity code		Unadjusted 12-month percent change ¹	Unadjusted 1-month percent change ¹				
	Group code	Item code		Mar. 2022 to Mar. 2023 ^P	Oct. to Nov.	Nov. to Dec. ^P	Dec. to Jan. ^P	Jan. to Feb. ^P
Consumer lawn, garden, and snow equipment.....	12	660701	10.0	0.1	1.6	1.9	0.0	0.0
Consumer riding lawn, garden, and snow equipment.....	12	6607011	11.3	0.4	0.1	3.2	0.0	0.0
Consumer nonriding lawn, garden, and snow equipment.....	12	6607012	8.6	0.0	2.6	0.6	0.0	0.0
Cutlery, flatware (except precious), razors and razor blades.....	12	67	2.5	-0.1	1.5	-2.6	1.4	0.2
Cutlery, flatware (except precious), razors and razor blades.....	12	6701	2.5	-0.1	1.5	-2.6	1.4	0.2
Cutlery, scissors, shears, trimmers, and snips.....	12	670141	6.8	-0.4	7.1	-5.5	0.0	0.2
Metal kitchen utensil, pots, and pans.....	12	68	4.7	0.0	0.0	0.1	-0.1	2.2
Metal kitchen utensil, pots, and pans.....	12	6801	4.7	0.0	0.0	0.1	-0.1	2.2
Stamped and spun kitchen utensils, aluminum.....	12	680101	—	—	—	—	0.0	—
Stamped and spun kitchen utensils, except aluminum.....	12	680102	—	0.0	0.0	—	—	—
Window shades, blinds, and accessories.....	12	69	19.5	8.5	0.0	0.5	0.0	0.1
Window shades, blinds, and accessories.....	12	6901	19.5	8.5	0.0	0.5	0.0	0.1
Window shades and window shade accessories and rollers.....	12	690101	23.6	13.3	0.0	0.0	0.0	0.0
Other shades and blinds, including curtain and drapery fixtures, poles, & rods.....	12	690103	—	—	—	—	0.0	0.0
Nonmetallic mineral products.....	13	—	11.7	0.4	0.2	2.4	1.0	0.3
Glass.....	13	1	9.5	0.7	-0.2	0.2	2.8	-0.1
Flat glass.....	13	11	10.6	0.9	-0.2	-0.6	3.4	-0.1
Specialty glass.....	13	1107	10.8	1.0	0.0	0.6	4.6	0.1
Specialty glass.....	13	110703	10.8	1.0	0.0	0.6	4.6	0.1
Other glass products, made by flat glass producers.....	13	1107034	7.1	0.0	0.0	0.0	0.1	0.0
Flat glass (float, sheet, and plate process).....	13	1108	—	—	—	-4.2	-0.4	-0.8
Flat glass (float, sheet, and plate process).....	13	110811	—	—	—	-4.2	-0.4	-0.8
Other finished glassware.....	13	13	6.1	0.0	-0.1	3.1	0.7	0.0
Pressed and blown glassware.....	13	1301	6.1	0.0	-0.1	3.1	0.7	0.0
Machine-made pressed & blown table, kitchen, art, & novelty glassware.....	13	130116	6.2	0.0	0.0	3.7	0.0	0.0
All other machine-made pressed and blown glassware.....	13	130117	6.9	0.0	-0.2	3.1	1.5	0.0
Handmade pressed and blown glassware.....	13	130118	3.1	0.0	0.4	0.0	0.5	0.0
Concrete ingredients and related products.....	13	2	12.8	0.0	0.2	4.8	1.1	0.1
Construction sand, gravel, and crushed stone.....	13	21	11.3	-0.1	0.3	4.8	0.6	0.0
Construction sand, gravel and crushed stone.....	13	2101	11.3	-0.1	0.3	4.8	0.6	0.0
Construction sand and gravel (run of pit/bank, washed, screened, etc.)..	13	210120	7.3	0.0	-0.1	2.9	0.6	-0.6
Construction sand and gravel, Northeast.....	13	2101201	11.9	0.0	0.0	5.7	0.0	0.0
Construction sand and gravel, Midwest.....	13	2101202	10.3	0.0	-0.4	4.4	1.2	-1.3
Construction sand and gravel, West.....	13	2101204	8.3	0.0	-0.1	2.5	0.8	-0.3
Crushed and broken stone.....	13	210121	13.3	-0.2	0.5	5.7	0.6	0.3
Crushed and broken limestone.....	13	2101212	13.6	0.1	0.6	4.9	0.8	0.4
Crushed and broken granite.....	13	2101213	16.5	-1.8	0.6	10.1	0.0	0.0
Bituminous limestone, sandstone, & other crushed & broken stone. ..	13	2101219	7.9	0.1	0.1	4.2	0.2	0.0
Cement, hydraulic.....	13	22	17.0	0.4	0.1	4.8	2.5	0.3
Cement, hydraulic.....	13	2201	17.0	0.4	0.1	4.8	2.5	0.3
Cement, hydraulic.....	13	220161	17.0	0.4	0.1	4.8	2.5	0.3
Concrete products.....	13	3	14.5	0.9	0.8	2.0	0.5	0.8
Concrete block and brick.....	13	31	13.0	0.0	0.2	5.3	0.3	0.3
Structural concrete block.....	13	3111	14.1	0.0	0.2	5.6	1.1	-0.1
Structural concrete block.....	13	311135	14.1	0.0	0.2	5.6	1.1	-0.1
Structural concrete block, lightweight units (weighing less than 105 lb/cubic ft.) (dry weight).....	13	3111351	14.9	0.0	0.0	5.7	0.7	-0.3
Structural concrete block, mediumweight units (weighing 105 - 124 lb/cubic ft.) (dry weight).....	13	3111352	13.8	0.0	0.4	8.8	0.1	0.0
Structural concrete block, normalweight units (weighing 125 lb or more/cubic ft.) (dry weight).....	13	3111353	12.7	0.0	0.5	4.2	2.1	-0.1
Decorative concrete block.....	13	3121	12.5	-0.1	0.1	5.8	0.0	0.5
Decorative concrete block (including screen, split, slump, shadowal block, etc.).....	13	312101	12.5	-0.1	0.1	5.8	0.0	0.5
Concrete brick.....	13	3131	10.2	0.0	0.0	6.2	0.0	0.5
Concrete brick.....	13	313101	10.2	0.0	0.0	6.2	0.0	0.5
Concrete pavers.....	13	3141	12.7	0.0	0.1	4.4	0.0	0.5
Concrete pavers (including grid, interlocking, etc.).....	13	314101	12.7	0.0	0.1	4.4	0.0	0.5
Concrete pipe.....	13	32	17.5	1.9	3.1	1.7	0.3	0.8
Concrete pipe.....	13	3201	17.5	1.9	3.1	1.7	0.3	0.8
Concrete pipe.....	13	320108	17.5	1.9	3.1	1.7	0.3	0.8

See footnotes at end of table.

Table 7. Producer price index percentage changes for commodity and service groupings and individual items, not seasonally adjusted — Continued
 [March 2023]

Title	Commodity code		Unadjusted 12-month percent change ¹	Unadjusted 1-month percent change ¹				
	Group code	Item code		Mar. 2022 to Mar. 2023 ^P	Oct. to Nov.	Nov. to Dec. ^P	Dec. to Jan. ^P	Jan. to Feb. ^P
Concrete storm sewer pipe.....	13	3201082	16.8	-1.6	4.2	2.7	0.3	0.9
Concrete pipe, except concrete culvert and storm sewer pipe.....	13	3201083	7.9	0.0	2.8	0.0	0.2	0.0
Ready-mix concrete.....	13	33	13.2	1.0	1.0	1.7	0.7	0.7
Ready-mix concrete.....	13	3301	13.2	1.0	1.0	1.7	0.7	0.7
Ready-mix concrete.....	13	330101	13.2	1.0	1.0	1.7	0.7	0.7
Northeast region ready-mix concrete.....	13	330101A	11.2	0.3	1.1	-1.0	4.2	1.7
Midwest region ready-mix concrete.....	13	330101B	17.3	3.4	1.8	4.7	0.0	0.0
South region ready-mix concrete.....	13	330101C	11.7	-0.4	0.9	1.7	0.4	0.9
West region ready-mix concrete.....	13	330101D	13.2	1.5	0.3	0.5	0.4	0.6
Precast concrete products.....	13	34	12.8	0.3	0.4	1.6	0.3	1.3
Precast concrete products.....	13	3401	12.8	0.3	0.4	1.6	0.3	1.3
Precast concrete products.....	13	340106	12.8	0.3	0.4	1.6	0.3	1.3
Precast concrete slabs and tile, roof and floor units.....	13	3401061	10.7	0.0	0.1	0.1	3.0	0.0
Precast concrete architectural wall panels.....	13	3401062	16.5	0.0	0.2	1.9	0.0	0.0
Burial vaults and boxes, precast concrete.....	13	3401063	9.7	0.3	0.0	5.0	0.0	0.0
Precast concrete products (excl burial vaults and boxes, slabs and tile, and arch. wall panels).....	13	3401064	12.6	0.5	0.6	1.5	0.1	1.8
Prestressed concrete products.....	13	35	28.1	1.9	0.0	0.2	-0.3	0.1
Prestressed concrete products.....	13	3501	28.1	1.9	0.0	0.2	-0.3	0.1
Prestressed concrete products.....	13	350107	28.1	1.9	0.0	0.2	-0.3	0.1
Prestressed concrete bridge beams and solid and hollow cored slabs and panels.....	13	3501071	35.0	3.1	-0.1	0.3	0.0	-0.4
Prestressed concrete bridge beams.....	13	35010711	46.5	1.4	-0.2	0.0	-0.4	-0.3
Prestressed concrete solid and hollow cored slabs and panels.....	13	35010712	23.7	5.3	0.0	0.9	0.9	-0.6
Prestressed concrete products (excl bridge beams and solid and hollow cored slabs and panels).....	13	3501072	18.7	0.1	0.1	0.2	-0.7	0.8
Clay construction products ex. refractories.....	13	4	9.1	0.3	1.1	1.2	1.2	1.1
Brick and structural clay tile.....	13	42	9.2	0.0	0.1	0.9	3.4	0.8
Building or common brick.....	13	4201	9.0	0.0	0.0	0.9	3.5	0.8
Building or common brick.....	13	420101	9.0	0.0	0.0	0.9	3.5	0.8
Glazed brick and other brick (paving, floor, and sewer).....	13	4202	14.2	0.0	2.4	3.5	0.0	2.2
Glazed brick and other brick (paving, floor, and sewer).....	13	420201	14.2	0.0	2.4	3.5	0.0	2.2
Clay floor and wall tile, glazed and unglazed.....	13	44	8.8	0.4	2.5	1.6	-1.3	0.8
Clay floor and wall tile, glazed and unglazed (including quarry tile and ceramic mosaic tile).....	13	4401	8.8	0.4	2.5	1.6	-1.3	0.8
Clay floor and wall tile, glazed and unglazed (including quarry tile and ceramic mosaic tile).....	13	440131	8.8	0.4	2.5	1.6	-1.3	0.8
Structural clay products, n.e.c.....	13	45	9.8	2.5	0.5	0.0	0.0	5.7
Structural clay products, n.e.c.....	13	4501	9.8	2.5	0.5	0.0	0.0	5.7
All other structural clay products, excluding clay refractories.....	13	450199	8.9	0.0	0.6	0.0	0.0	7.1
Refractories.....	13	5	8.0	0.3	1.6	1.7	0.3	-0.3
Clay refractories.....	13	52	5.6	0.0	2.8	1.6	0.0	0.0
Clay refractories.....	13	5201	5.6	0.0	2.8	1.6	0.0	0.0
Clay refractories.....	13	520181	5.6	0.0	2.8	1.6	0.0	0.0
Nonclay refractories.....	13	53	10.1	0.5	0.8	2.0	1.3	-1.1
Nonclay refractories (excluding dead-burned magnesia).....	13	5301	10.1	0.5	0.8	2.0	1.3	-1.1
Nonclay refractories (excluding dead-burned magnesia).....	13	530112	10.1	0.5	0.8	2.0	1.3	-1.1
Asphalt felts and coatings.....	13	6	3.6	0.6	0.3	-2.4	-0.2	0.2
Prepared asphalt and tar roofing and siding products.....	13	61	3.1	0.7	0.4	-3.1	-0.3	0.1
Prepared asphalt and tar roofing and siding products.....	13	6101	3.1	0.7	0.4	-3.1	-0.3	0.1
Prepared asphalt and tar roofing and siding products.....	13	610131	3.1	0.7	0.4	-3.1	-0.3	0.1
Asphalt smooth-surfaced roll roofing and cap sheets, organic and fiberglass base.....	13	6101311	15.4	0.0	0.3	-1.9	0.4	8.4
Asphalt mineral-surfaced roll roofing and cap sheets, organic and fiberglass base.....	13	6101312	9.3	-0.1	-0.3	0.4	0.6	0.0
Other prepared asphalt and tar products for roofing and siding.....	13	6101317	7.3	0.1	-0.1	0.7	0.3	0.0
Roofing asphalts, pitches, coatings, and cement.....	13	62	5.4	0.0	0.0	1.4	0.1	0.3
Roofing asphalts, pitches, coatings, and cement.....	13	6201	5.4	0.0	0.0	1.4	0.1	0.3
Roofing asphalts, pitches, coatings, and cement.....	13	620121	5.4	0.0	0.0	1.4	0.1	0.3
Gypsum products.....	13	7	9.9	0.4	-0.1	0.0	0.4	-0.1
Gypsum products.....	13	71	9.9	0.4	-0.1	0.0	0.4	-0.1
Gypsum products.....	13	7101	9.9	0.4	-0.1	0.0	0.4	-0.1

See footnotes at end of table.

Table 7. Producer price index percentage changes for commodity and service groupings and individual items, not seasonally adjusted — Continued
 [March 2023]

Title	Commodity code		Unadjusted 12-month percent change ¹	Unadjusted 1-month percent change ¹				
	Group code	Item code		Mar. 2022 to Mar. 2023 ^P	Oct. to Nov.	Nov. to Dec. ^P	Dec. to Jan. ^P	Jan. to Feb. ^P
Gypsum building materials.....	13	710102	11.8	0.4	-0.2	0.0	0.4	-0.1
Other gypsum products.....	13	710116	0.1	0.0	0.0	0.0	0.0	0.0
Glass containers.....	13	8	11.9	2.3	0.0	8.8	-0.3	0.0
Glass containers.....	13	81	11.9	2.3	0.0	8.8	-0.3	0.0
Glass containers (including value of packaging).....	13	8101	11.9	2.3	0.0	8.8	-0.3	0.0
Glass containers (including value of packaging).....	13	810104	11.9	2.3	0.0	8.8	-0.3	0.0
Other nonmetallic minerals.....	13	9	12.2	-0.2	-0.4	3.6	1.3	0.1
Insulation materials.....	13	92	10.5	0.3	0.1	0.5	1.3	0.2
Mineral wool for thermal and acoustical envelope insulation.....	13	9201	8.5	0.4	0.3	-0.4	1.0	0.2
Mineral wool for thermal and acoustical envelope insulation.....	13	920105	8.5	0.4	0.3	-0.4	1.0	0.2
Mineral wool for industrial, equipment, and appliance insulation.....	13	9202	14.2	0.1	-0.4	1.8	1.7	0.2
Mineral wool for industrial, equipment, and appliance insulation.....	13	920201	14.2	0.1	-0.4	1.8	1.7	0.2
Paving mixtures and blocks.....	13	94	14.1	-0.8	-2.0	7.2	2.2	-0.1
Paving mixtures and blocks.....	13	9401	14.1	-0.8	-2.0	7.2	2.2	-0.1
Paving mixtures and blocks.....	13	940113	14.1	-0.8	-2.0	7.2	2.2	-0.1
Emulsified asphalt, including liquid additives.....	13	940113A	13.9	-1.2	-1.4	-0.2	0.0	0.5
Other liquid asphalt and tar paving materials, including cut-backs.....	13	940113B	19.0	-1.0	-3.9	-1.3	-0.2	-0.4
Asphalt and tar paving mixtures (excluding liquid).....	13	940113C	20.8	-0.7	-2.2	18.3	5.1	-0.7
Cut stone and stone products.....	13	95	9.3	0.0	0.0	0.0	1.8	0.0
Cut stone and stone products.....	13	9501	9.3	0.0	0.0	0.0	1.8	0.0
Dressed dimension granite (including gneiss, syenite, diorite, and cut granite).....	13	950111	12.3	0.0	0.0	0.0	3.1	0.0
Dressed dimension limestone (including dolomite, travertine, calcareous, tufa, & cut limestone).....	13	950121	-	0.0	0.0	-	-	-
Dressed dimension marble and other stone.....	13	950151	5.6	0.0	0.0	0.0	0.2	0.0
Gaskets, packing, and sealing devices.....	13	98	8.6	0.4	1.0	2.4	0.0	0.2
Gaskets and gasketing material.....	13	9801	7.1	0.8	0.5	2.0	0.0	0.3
Nonmetallic gaskets and gasketing.....	13	980111	12.2	1.5	1.0	3.4	0.0	0.5
Metallic gaskets and machined seals.....	13	980112	1.6	0.0	0.0	0.2	0.0	0.0
Packing and sealing.....	13	9802	10.5	0.0	1.5	3.0	0.0	0.0
Compression packing.....	13	980211	4.4	0.0	0.0	3.3	0.0	0.0
Molded packing and sealing devices.....	13	980212	9.7	0.0	0.8	1.0	0.0	0.0
Rotary oil seals.....	13	980214	14.5	0.0	7.5	3.3	0.0	0.0
Nonmetallic minerals and products, n.e.c.....	13	99	13.0	-0.2	0.4	2.7	0.4	0.5
Clay and stone mining and quarrying.....	13	9902	13.2	-0.4	0.7	2.2	0.7	0.9
Ground or treated minerals and earths.....	13	990209	11.5	-0.4	0.4	1.6	-0.1	-0.2
Treated lightweight aggregate and crushed slag, minerals and earths.....	13	9902094	10.8	0.0	0.0	3.7	0.0	0.0
Other minerals and earths, treated.....	13	9902096	5.3	0.4	1.0	0.1	0.2	-0.6
Dimension stone mining and quarrying.....	13	990211	14.9	0.0	0.0	8.9	1.5	0.0
Clay, excluding kaolin and ball clay.....	13	990214	11.0	0.0	0.0	0.9	4.1	-0.3
Bentonite.....	13	990214C	13.3	0.0	0.0	2.0	0.0	0.0
All other nonmetallic minerals, including talc and gypsum.....	13	990299	21.7	-0.8	2.9	2.2	0.0	8.2
All other nonmetallic mineral products.....	13	9903	9.7	0.0	0.0	3.4	0.0	0.0
Dry-mixed concrete materials (prepackaged sand, gravel, mortar, and cement premixes).....	13	990312	-	0.0	0.0	-	-	-
Other nonmetallic mineral products.....	13	990319	6.7	0.0	0.2	3.8	0.0	0.0
Transportation equipment.....	14	-	3.9	0.1	0.3	0.4	0.1	0.2
Motor vehicles and equipment.....	14	1	3.9	0.0	0.2	0.3	0.0	0.2
Motor vehicles.....	14	11	4.1	0.1	0.4	0.3	0.0	0.0
Passenger cars and chassis.....	14	1101	1.6	0.0	0.0	0.4	0.0	-0.6
Passenger cars and chassis.....	14	110131	1.6	0.0	0.0	0.4	0.0	-0.6
Motorcycles, including three-wheel motorbikes, motorscooters, mopeds, and parts.....	14	1104	5.2	0.0	0.2	0.4	0.0	2.3
Motorcycles, including three-wheel motorbikes, motorscooters, mopeds, and parts.....	14	110401	5.2	0.0	0.2	0.4	0.0	2.3
Trucks, truck tractors, & bus chassis 14,000 lb or less, incl. minivans & suvs.....	14	1105	6.2	0.2	0.7	0.3	0.0	0.1
Trucks, truck tractors, & bus chassis 14,000 lb or less, incl. minivans & suvs.....	14	110571	6.2	0.2	0.7	0.3	0.0	0.1
Trucks, over 14,000 lbs GVW.....	14	1106	2.3	0.1	0.0	0.1	0.1	0.0
Trucks, over 14,000 lbs GVW.....	14	110684	2.3	0.1	0.0	0.1	0.1	0.0
Truck, truck tractors, and bus chassis (chassis of own manufacture) 14,001 to 33,000 lbs.....	14	1106841	-	-	0.0	0.4	0.5	0.0

See footnotes at end of table.

Table 7. Producer price index percentage changes for commodity and service groupings and individual items, not seasonally adjusted — Continued
 [March 2023]

Title	Commodity code		Unadjusted 12-month percent change ¹	Unadjusted 1-month percent change ¹				
	Group code	Item code		Mar. 2022 to Mar. 2023 ^P	Oct. to Nov.	Nov. to Dec. ^P	Dec. to Jan. ^P	Jan. to Feb. ^P
Buses, including military and firefighting vehicles (chassis of own manufacture).....	14	1106843	7.8	0.1	0.0	0.0	0.0	0.0
Motor vehicles parts.....	14	12	2.8	-0.1	0.1	0.4	-0.2	0.3
Motor vehicles parts.....	14	1205	2.8	-0.1	0.1	0.4	-0.2	0.3
Gasoline engines and engine parts, excl. carburetors, pistons, and valves.....	14	120501	1.9	0.5	0.0	-0.3	-0.1	0.2
Motor vehicle steering and suspension parts.....	14	120502	-1.6	0.0	0.5	-2.1	0.0	1.2
Motor vehicle transmission and power train.....	14	120503	2.8	-0.2	0.0	0.5	0.1	0.3
Motor vehicle drive train components, except wheels and brakes, new.....	14	1205031	2.7	-0.2	0.0	0.5	0.1	0.3
Motor vehicle transmissions except auxiliary and parts, new.....	14	12050310	4.9	0.0	0.0	3.7	0.5	0.0
Parts for manual and automatic transmissions, new.....	14	12050313	14.8	-0.5	0.0	0.7	-0.4	-0.1
Other motor vehicle drive train components, except wheels and brakes, new.....	14	12050315	0.1	-0.9	0.0	-0.4	-0.2	1.6
Motor vehicle drive train components, rebuilt.....	14	1205033	5.7	0.0	0.0	0.4	0.0	0.0
Motor vehicle brake systems.....	14	120504	8.3	-0.1	-0.3	1.5	0.0	0.1
Motor vehicle brake parts and assemblies, new.....	14	1205041	7.7	-0.1	-0.3	0.6	0.0	0.1
Motor vehicle drum brake assemblies and parts, new.....	14	1205041A	14.1	0.9	-1.4	-0.7	0.0	0.0
Other motor vehicle brake parts and assemblies, new.....	14	1205041B	14.8	-0.7	0.1	0.7	-0.1	0.1
Motor vehicle disc brake assemblies and parts, new.....	14	1205041C	-1.8	-0.1	-0.1	1.8	0.0	0.0
Filters for internal combustion engines and motor vehicles.....	14	120505	10.2	1.0	0.0	0.0	0.0	0.0
Other motor vehicle parts.....	14	120508	5.8	-0.1	0.5	2.2	0.2	0.7
Vehicle seating and interior trim.....	14	120511	2.2	-0.8	0.1	0.6	-0.2	0.0
Automobile trimmings.....	14	1205111	3.0	0.0	0.1	0.4	-0.9	0.0
Seats for public conveyance and aircraft.....	14	1205113	2.8	-0.5	0.2	0.6	0.2	0.1
Motor vehicle air conditioning systems and compressors.....	14	120512	-1.6	0.0	0.0	0.0	-0.7	0.0
Carburetors, pistons, piston rings, and valves.....	14	120513	6.3	0.0	0.0	0.8	1.4	0.2
Motor vehicle electrical and electronic equipment.....	14	120514	4.1	-0.1	0.0	0.4	0.1	0.1
Vehicle lighting equipment.....	14	1205141	4.7	0.0	-0.1	0.9	0.3	0.4
Other motor vehicle electrical and electronic equipment.....	14	1205142	3.9	-0.2	0.0	0.3	0.0	0.0
Battery charging alternators, generators, and regulators.....	14	12051422	-0.3	0.1	0.0	0.1	0.1	0.1
Parts for electrical and electronic engine equipment.....	14	12051424	-2.2	-3.4	0.0	-0.3	0.0	0.0
All other miscellaneous non-engine electrical and electronic equipment.....	14	12051425	3.4	0.0	0.0	0.6	0.0	0.0
All other miscellaneous complete engine electrical equipment, including spark plugs.....	14	12051426	5.2	0.2	0.0	-0.2	0.2	0.0
Truck and bus bodies.....	14	13	14.7	0.0	0.1	1.0	1.0	2.2
Truck and bus bodies sold separately.....	14	1301	15.8	-0.1	0.0	1.5	1.3	2.9
Other truck and vehicle bodies, sold separately.....	14	13015	14.2	-0.1	0.0	1.5	0.7	2.9
Dump truck bodies, sold separately.....	14	130151	-9.6	-0.9	0.0	0.0	-1.3	-5.0
All other truck and vehicle bodies, sold separately.....	14	130152	23.1	0.0	0.0	2.3	1.5	6.3
Service truck bodies, sold separately.....	14	130153	8.1	0.0	0.1	0.0	0.2	0.0
Complete vehicles on purchased chassis.....	14	1302	10.9	0.1	0.1	-0.2	0.2	0.2
Buses and firefighting vehicles, complete, produced on purchased chassis.....	14	13027	2.1	0.4	0.4	0.0	0.1	0.1
Buses and firefighting vehicles, complete, produced on purchased chassis.....	14	130275	2.1	0.4	0.4	0.0	0.1	0.1
Other trucks and vehicles, complete, produced on purchased chassis.....	14	13029	-	0.1	0.1	-	-	-
Other trucks and vehicles, complete, produced on purchased chassis, except upfitting trucks.....	14	130294	12.2	0.1	0.1	-0.6	0.6	0.5
Truck trailers.....	14	14	2.0	-0.1	0.1	-1.3	-0.6	0.0
Truck trailers.....	14	1406	2.0	-0.1	0.1	-1.3	-0.6	0.0
Truck trailers and chassis, axle rating 10,000 lb or more.....	14	140602	1.2	-0.1	0.1	-1.4	-0.6	0.0
Truck trailers and chassis, axle rating less than 10,000 lb.....	14	140603	7.5	-0.2	0.0	-0.1	-0.3	0.0
Motor homes, built on purchased chassis.....	14	15	2.1	0.0	0.0	0.0	0.5	0.0
Motor homes, built on purchased chassis.....	14	1501	2.1	0.0	0.0	0.0	0.5	0.0
Motor homes, built on purchased chassis.....	14	150101	2.1	0.0	0.0	0.0	0.5	0.0
Travel trailers and campers.....	14	16	4.6	0.1	0.0	0.0	0.0	0.1
Travel trailers.....	14	1601	4.6	0.1	0.0	0.0	0.0	0.0
Travel trailers.....	14	160101	4.6	0.1	0.0	0.0	0.0	0.0
Conventional travel trailers.....	14	1601016	6.4	0.1	0.0	0.0	0.0	0.1
Camping trailers, campers, pick-up covers, and parts.....	14	1602	4.5	0.1	0.0	0.0	0.0	0.1
Camping trailers, campers, pick-up covers, and parts.....	14	160201	4.5	0.1	0.0	0.0	0.0	0.1
Other parts and components, excluding appliances and furnishings.....	14	1602013	5.8	0.0	0.0	0.0	0.0	0.0
Truck campers, caps, box covers, and fold-down camping trailers.....	14	1602014	-	0.1	0.0	0.0	0.0	0.2
Aircraft and aircraft equipment.....	14	2	4.3	0.1	0.3	0.6	0.7	0.4

See footnotes at end of table.

Table 7. Producer price index percentage changes for commodity and service groupings and individual items, not seasonally adjusted — Continued
 [March 2023]

Title	Commodity code		Unadjusted 12-month percent change ¹	Unadjusted 1-month percent change ¹				
	Group code	Item code		Mar. 2022 to Mar. 2023 ^P	Oct. to Nov.	Nov. to Dec. ^P	Dec. to Jan. ^P	Jan. to Feb. ^P
Aircraft.....	14	21	4.2	0.2	0.4	0.5	0.5	0.6
Civilian aircraft.....	14	2102	6.6	0.3	0.6	0.7	0.7	0.8
Civilian aircraft.....	14	210206	6.6	0.3	0.6	0.7	0.7	0.8
Military aircraft.....	14	2104	-0.7	0.0	0.0	0.0	0.0	0.0
Military aircraft.....	14	210401	-0.7	0.0	0.0	0.0	0.0	0.0
Aircraft engine and engine parts.....	14	23	3.9	0.0	0.4	0.7	0.2	0.0
Aircraft engine and engine parts.....	14	2301	3.9	0.0	0.4	0.7	0.2	0.0
Aircraft engine and engine parts.....	14	230101	3.9	0.0	0.4	0.7	0.2	0.0
Aeronautical services on aircraft engines.....	14	2301015	8.2	0.0	0.0	3.1	0.0	0.0
Aircraft engine parts and accessories.....	14	2301017	3.1	0.1	0.8	0.3	0.2	0.1
Parts and accessories for military aircraft engines.....	14	23010175	1.9	0.0	0.0	0.0	0.5	0.2
Parts and accessories for civilian aircraft engines.....	14	23010177	3.3	0.1	1.0	0.5	0.0	0.0
Other aircraft parts and equipment.....	14	25	4.9	0.1	0.0	0.9	1.9	0.3
Other aircraft parts and equipment.....	14	2501	4.9	0.1	0.0	0.9	1.9	0.3
Aircraft propellers and helicopter rotors.....	14	250102	5.7	0.1	0.1	0.2	0.0	0.0
Aircraft parts and auxiliary equipment.....	14	250103	4.9	0.1	0.0	0.9	2.1	0.3
Aircraft landing gear for civilian and military aircraft.....	14	2501032	14.1	0.0	0.0	10.9	0.0	0.0
Other aircraft subassemblies and parts for military aircraft.....	14	2501033	0.6	0.0	0.1	0.3	0.0	0.2
Other aircraft subassemblies and parts for civilian aircraft.....	14	2501034	6.4	0.1	-0.1	0.6	2.6	0.4
Ships and boats.....	14	3	3.3	0.1	0.3	0.3	-0.2	0.2
Ships.....	14	31	0.9	0.0	0.3	0.3	-0.5	0.2
Military self-propelled ships, new construction.....	14	3102	-1.4	0.0	0.1	0.4	-0.6	0.0
Military self-propelled ships, new construction.....	14	310201	-1.4	0.0	0.1	0.4	-0.6	0.0
Nonmilitary self-propelled ships, new construction.....	14	3103	4.7	0.0	-0.7	0.0	0.0	1.4
Nonmilitary self-propelled ships, new construction.....	14	310301	4.7	0.0	-0.7	0.0	0.0	1.4
Boats.....	14	32	7.9	0.2	0.3	0.4	0.2	0.1
Outboard motorboats, including commercial and military (except sailboats and lifeboats).....	14	3201	9.8	0.1	0.3	0.1	0.2	0.1
Outboard motorboats, wood or metal, incl. comm. and military (exc. sailboats and lifeboats).....	14	320107	10.0	0.2	0.2	0.2	0.2	0.2
Outboard motorboats, plastics/fiberglass, incl. comm. and mil. (exc. sailboats and lifeboats).....	14	320108	9.7	0.0	0.4	0.1	0.2	0.1
Inboard motorboats, including commercial and military (except sailboats and lifeboats).....	14	3202	6.9	0.6	0.5	-0.7	0.6	0.5
Inboard cabin cruisers, including commercial and military (except sailboats and lifeboats).....	14	320206	7.0	1.0	1.2	0.0	0.8	0.6
Other inboard motorboats, including commercial and military (except sailboats and lifeboats).....	14	320207	4.8	0.3	0.0	-2.6	0.0	0.0
Inboard-outdrive boats, including commercial and military (except sailboats and lifeboats).....	14	3203	4.7	0.0	0.0	0.0	0.4	0.0
All other inboard-outdrive boats, incl. comm. and military (except sailboats and lifeboats).....	14	320310	3.6	0.0	0.0	0.0	0.4	0.0
All other boats (excluding military and commercial).....	14	3204	7.5	0.0	0.0	6.7	0.0	0.0
All other boats (excluding military and commercial).....	14	320406	7.5	0.0	0.0	6.7	0.0	0.0
Railroad equipment.....	14	4	1.4	0.1	0.0	0.1	0.2	0.2
Railroad cars and locomotives.....	14	44	-	0.0	0.0	0.0	0.0	-
Railroad cars and locomotives.....	14	4401	-	0.0	0.0	0.0	0.0	-
Railroad cars.....	14	440102	-	0.0	0.0	0.0	-	-
Railway maintenance of way equipment and parts.....	14	45	-	0.6	0.2	0.2	0.6	0.7
Railway maintenance of way equipment and parts.....	14	4501	6.7	0.6	0.2	0.2	0.6	0.7
Air brake and other brake equipment.....	14	450101	-	0.0	0.0	0.8	1.5	-
Railway maintenance of way & all other railroad and streetcar equipment, parts and accessories.....	14	450102	7.1	0.7	0.2	-0.1	0.3	1.1
Transportation equipment, n.e.c.....	14	9	2.6	0.0	-0.2	2.2	-0.1	-0.2
Transportation equipment, n.e.c.....	14	91	2.6	0.0	-0.2	2.2	-0.1	-0.2
Other transportation equipment, incl. golf carts, vehicle trailers, and all-terrain vehicles.....	14	9111	2.6	0.0	-0.2	2.2	-0.1	-0.2
Automobile and light truck trailers.....	14	911104	0.3	0.0	-0.6	0.0	-0.3	-0.7
All other miscellaneous transportation equipment, including all-terrain vehicles.....	14	911105	4.6	0.0	0.0	4.0	0.0	0.0
All-terrain vehicles and parts.....	14	9111051	7.0	0.0	-0.1	6.7	0.0	0.0
All other miscellaneous transportation equipment and parts.....	14	9111052	4.2	0.0	0.2	2.8	0.0	0.0
Miscellaneous products.....	15	-	7.1	0.9	0.2	1.1	0.5	0.3
Toys, sporting goods, small arms, etc.....	15	1	9.2	1.4	1.2	0.8	0.7	0.0

See footnotes at end of table.

Table 7. Producer price index percentage changes for commodity and service groupings and individual items, not seasonally adjusted — Continued
 [March 2023]

Title	Commodity code		Unadjusted 12-month percent change ¹	Unadjusted 1-month percent change ¹				
	Group code	Item code		Mar. 2022 to Mar. 2023 ^P	Oct. to Nov.	Nov. to Dec. ^P	Dec. to Jan. ^P	Jan. to Feb. ^P
Toys, games, and children's vehicles.....	15	11	2.2	0.0	0.0	1.1	0.0	0.0
Toys, games, and children's vehicles.....	15	1101	2.2	0.0	0.0	1.1	0.0	0.0
Nonelectronic games and puzzles (excl. toys), and electronic toys (incl. parts).....	15	110152	0.0	0.0	0.0	0.0	0.0	0.0
Nonelectronic games and puzzles, including parts.....	15	1101521	0.0	0.0	0.0	0.0	0.0	0.0
Other nonelectronic toys, including parts.....	15	110154	6.4	0.0	0.0	3.2	0.0	0.0
Models, science & craft kits/supply, & collectors' miniatures.....	15	110155	1.8	0.0	0.0	0.5	0.0	0.0
Sporting and athletic goods.....	15	12	14.7	2.4	2.0	0.7	1.2	0.0
Sporting and athletic goods.....	15	1201	14.7	2.4	2.0	0.7	1.2	0.0
Golf equipment, excluding apparel and shoes.....	15	120127	37.8	5.5	5.4	0.4	4.3	0.0
Bicycles, adult tricycles, unicycles and parts.....	15	120182	4.7	0.2	0.0	0.0	0.0	0.0
Playground equipment.....	15	120185	9.8	2.9	0.0	2.2	0.0	0.0
Gymnasium and exercise equipment.....	15	120192	3.8	0.0	0.0	0.0	0.0	0.0
Other sporting and athletic goods.....	15	120193	2.6	0.5	0.0	1.2	0.6	0.0
Small arms and ammunition.....	15	13	1.9	0.1	0.0	0.9	0.0	0.0
Small arms.....	15	1301	0.3	0.1	0.0	0.3	0.0	0.0
Single barrel shotguns, other small firearms n.e.c., and parts & attachments for small arms.....	15	130128	0.5	0.0	0.0	0.5	0.0	0.0
Small arms ammunition.....	15	1302	4.4	0.0	0.0	2.0	0.0	0.0
Small arms cartridges and shells.....	15	130281	4.8	0.0	0.0	2.5	0.0	0.0
Tobacco products, incl. stemmed & redried.....	15	2	12.0	1.8	0.0	1.5	1.9	0.0
Cigarettes, excluding electronic.....	15	21	13.3	1.9	0.0	1.7	2.1	0.0
Cigarettes, excluding electronic.....	15	2101	13.3	1.9	0.0	1.7	2.1	0.0
Cigarettes, excluding electronic.....	15	210105	13.3	1.9	0.0	1.7	2.1	0.0
Stemmed and redried tobacco.....	15	24	3.2	1.6	0.0	0.3	0.0	0.0
Stemmed and redried tobacco.....	15	2402	3.2	1.6	0.0	0.3	0.0	0.0
Stemmed and redried tobacco.....	15	240208	3.2	1.6	0.0	0.3	0.0	0.0
Tobacco, unstemmed leaf, redried before packing.....	15	2402081	4.1	3.1	0.0	0.3	0.0	0.0
Tobacco, stemmed.....	15	2402084	2.2	0.0	0.0	0.4	0.0	0.0
Other tobacco products.....	15	25	6.2	1.0	0.0	0.2	1.0	0.2
Other tobacco products.....	15	2501	6.2	1.0	0.0	0.2	1.0	0.2
Other tobacco products.....	15	250101	6.2	1.0	0.0	0.2	1.0	0.2
Cigars.....	15	2501011	0.0	0.0	0.0	0.0	0.0	0.0
Chewing and smoking tobacco.....	15	2501014	7.3	1.3	0.0	0.3	1.3	0.3
Notions.....	15	3	4.4	0.0	0.3	0.0	0.0	0.0
Fasteners, zippers, buttons, needles, pins, and buckles.....	15	32	4.4	0.0	0.3	0.0	0.0	0.0
Fasteners, zippers, buttons, needles, pins, and buckles.....	15	3201	4.4	0.0	0.3	0.0	0.0	0.0
Fasteners, zippers, buttons, needles, pins, and buckles (except precious metal).....	15	320100	4.4	0.0	0.3	0.0	0.0	0.0
Photographic equipment and supplies.....	15	4	8.0	2.4	-0.9	4.1	-1.9	1.9
Photographic supplies.....	15	42	9.1	3.2	-1.2	5.3	-2.4	2.5
Photographic supplies.....	15	4206	9.1	3.2	-1.2	5.3	-2.4	2.5
Photographic supplies.....	15	420601	9.1	3.2	-1.2	5.3	-2.4	2.5
Prepared photographic chemicals.....	15	4206011	3.5	0.6	-0.6	1.3	0.3	0.8
Photographic sensitized film, plates, paper, & cloth.....	15	4206012	11.2	4.0	-1.4	7.0	-3.4	3.2
Photographic sensitized film, plates, paper, & cloth, silver-halide-type (excl X-ray).....	15	42060121	13.0	-	-2.8	8.4	-4.1	3.8
Photographic sensitized film, plates, paper & cloth, other than silver-halide-type (incl X-ray).....	15	42060122	4.2	-0.1	0.4	0.4	0.0	0.0
Mobile homes.....	15	5	-2.9	-0.3	0.0	-1.3	-0.6	0.1
Manufactured homes (mobile homes), all sizes (incl. multisection).....	15	53	-2.9	-0.3	0.0	-1.3	-0.6	0.1
Manufactured mobile homes and nonresidential mobile buildings.....	15	5303	-2.9	-0.3	0.0	-1.3	-0.6	0.1
Manufactured homes (mobile homes), all width sizes (incl. multisection).....	15	530301	-2.9	-0.3	0.0	-1.3	-0.6	0.1
Medical, surgical & personal aid devices.....	15	6	3.8	0.0	0.4	1.1	0.0	0.7
Surgical and medical instruments.....	15	62	4.7	0.0	0.2	1.3	-0.1	0.8
Surgical and medical instruments.....	15	6201	4.7	0.0	0.2	1.3	-0.1	0.8
Surgical and medical instruments.....	15	620103	4.7	0.0	0.2	1.3	-0.1	0.8
Surgical and medical catheters.....	15	6201031	0.9	0.1	0.4	-0.1	-0.1	0.5
Orthopedic and surgical instruments.....	15	6201033	6.9	0.1	0.1	0.4	0.1	2.3
Other surgical and medical apparatus and instruments, excluding parts.....	15	6201037	4.2	-0.4	0.4	3.2	-0.3	0.0

See footnotes at end of table.

Table 7. Producer price index percentage changes for commodity and service groupings and individual items, not seasonally adjusted — Continued
 [March 2023]

Title	Commodity code		Unadjusted 12-month percent change ¹	Unadjusted 1-month percent change ¹				
	Group code	Item code		Mar. 2022 to Mar. 2023 ^P	Oct. to Nov.	Nov. to Dec. ^P	Dec. to Jan. ^P	Jan. to Feb. ^P
Parts for surgical and medical apparatus and instruments.....	15	6201038	4.2	0.0	0.0	1.2	0.0	1.3
Medical and surgical appliances and supplies.....	15	63	3.8	0.2	0.1	1.2	0.0	0.7
Medical and surgical appliances and supplies.....	15	6301	3.8	0.2	0.1	1.2	0.0	0.7
Medical and surgical appliances and supplies.....	15	630104	3.8	0.2	0.1	1.2	0.0	0.7
Artificial joints and limbs.....	15	6301041	—	—	—	—	-0.9	1.4
Other orthopedic and prosthetic appliances.....	15	6301042	2.8	0.0	0.0	0.8	0.0	1.6
All other surgical and medical items.....	15	6301044	4.3	0.2	0.1	1.5	0.2	0.5
Ophthalmic goods.....	15	64	2.5	0.0	1.2	0.0	0.7	0.0
Ophthalmic goods.....	15	6401	2.5	0.0	1.2	0.0	0.7	0.0
Dental equipment and supplies.....	15	65	—	-1.1	1.7	—	—	—
Dental equipment and supplies.....	15	6501	—	-1.1	1.7	—	—	—
Dental equipment and supplies.....	15	650107	—	-1.1	1.7	—	—	—
Professional dental equipment and supplies.....	15	6501071	—	0.0	1.7	—	—	—
Professional dental equipment.....	15	65010711	—	0.0	3.7	—	—	—
Professional dental supplies.....	15	65010712	—	0.0	0.0	—	—	—
Other industrial safety equipment.....	15	7	11.3	0.0	0.0	0.2	0.1	0.6
Personal safety equipment and clothing.....	15	71	11.3	0.0	0.0	0.2	0.1	0.6
Personal safety equipment and clothing.....	15	7108	11.3	0.0	0.0	0.2	0.1	0.6
Personal safety equipment and clothing.....	15	710802	11.3	0.0	0.0	0.2	0.1	0.6
Other miscellaneous products.....	15	9	6.3	0.8	0.2	0.9	-0.2	0.1
Burial caskets.....	15	91	12.7	2.7	0.0	3.4	0.0	0.0
Burial caskets.....	15	9101	12.7	2.7	0.0	3.4	0.0	0.0
Burial caskets.....	15	910109	12.7	2.7	0.0	3.4	0.0	0.0
Metal burial caskets & coffins, completely lined & trimmed, adult sizes.....	15	9101091	14.0	2.9	0.0	0.0	0.0	0.0
Musical instruments.....	15	93	5.3	0.6	-1.0	0.3	0.4	0.0
Musical instruments.....	15	9301	5.3	0.6	-1.0	0.3	0.4	0.0
Nonelectronic pianos, organs, and nonelectronic piano and organ parts, excluding benches.....	15	930113	3.4	0.0	0.0	0.0	0.0	0.0
Other musical instruments and parts.....	15	930117	5.6	0.7	-1.2	0.3	0.5	0.0
Other nonelectronic musical instruments.....	15	9301172	5.4	0.0	0.0	0.3	0.0	0.0
Other musical instrument parts & accessories, sold separately, excl. benches & instrument cases.....	15	9301173	—	0.0	0.0	0.8	—	—
Jewelry and jewelry products.....	15	94	4.0	2.5	0.8	1.7	-0.9	0.4
Jewelry (gold and platinum) and silverware.....	15	9402	3.5	3.6	0.7	1.7	-2.1	0.9
Jewelry, gold and platinum.....	15	940222	3.5	3.6	0.7	1.7	-2.1	0.9
Costume jewelry and novelties.....	15	9404	4.6	0.0	0.0	4.1	0.9	0.0
Costume jewelry and novelties.....	15	940415	4.6	0.0	0.0	4.1	0.9	0.0
All other jewelry and personal goods (excluding costume).....	15	9407	5.1	2.2	0.6	0.3	0.3	-0.5
All other jewelry and personal goods (excluding costume).....	15	940714	5.1	2.2	0.6	0.3	0.3	-0.5
Jewelers' material and lapidary work.....	15	9408	2.7	0.2	2.3	0.3	0.5	0.0
Pens, pencils, and marking devices.....	15	95	6.5	-0.1	0.0	1.3	1.0	0.2
Pens, markers, mechanical pencils, and associated parts.....	15	9502	—	-0.7	0.0	0.0	2.0	—
Pens, markers, mechanical pencils, and associated parts.....	15	950210	—	-0.7	0.0	0.0	2.0	—
Lead pencils, art goods, office supplies and small office equipment, excluding paper.....	15	9503	8.2	0.3	0.0	1.7	0.8	0.0
Lead pencils, art goods, office supplies and small office equipment, excluding paper.....	15	950307	8.2	0.3	0.0	1.7	0.8	0.0
Marking devices.....	15	9504	3.2	0.0	0.0	2.0	0.0	0.9
Marking devices.....	15	950406	3.2	0.0	0.0	2.0	0.0	0.9
Brooms and brushes.....	15	97	5.9	1.1	0.0	0.7	0.9	0.0
Brooms, brushes and mops.....	15	9705	5.9	1.1	0.0	0.7	0.9	0.0
Brooms, mops, and dusters.....	15	970501	5.4	3.1	0.0	0.4	0.1	0.0
Brooms.....	15	9705011	6.2	3.2	0.0	0.9	0.1	0.0
Mops and dusters, including refills.....	15	9705012	4.8	2.9	0.0	0.0	0.0	0.0
Paint and varnish brushes and rollers.....	15	970502	4.8	0.0	0.0	1.8	1.4	0.0
Paint and varnish brushes.....	15	9705021	9.1	0.0	0.0	3.8	1.1	0.0
Paint holders, pads, roller frames, and rollers.....	15	9705022	1.9	0.0	0.0	0.1	1.7	0.0
Other brushes, excl. paint and varnish brushes.....	15	970503	6.3	0.4	0.0	0.5	1.3	0.0
Personal brushes.....	15	9705031	0.1	0.0	0.0	0.0	0.0	0.0
Brushes, other than personal.....	15	9705032	13.1	0.8	0.0	0.9	2.1	0.0
Miscellaneous products, n.e.c.....	15	9A	6.6	0.5	0.2	0.6	-0.3	0.0
Candles.....	15	9A01	2.1	0.0	0.0	0.0	0.0	0.0

See footnotes at end of table.

Table 7. Producer price index percentage changes for commodity and service groupings and individual items, not seasonally adjusted — Continued
 [March 2023]

Title	Commodity code		Unadjusted 12-month percent change ¹	Unadjusted 1-month percent change ¹				
	Group code	Item code		Mar. 2022 to Mar. 2023 ^P	Oct. to Nov.	Nov. to Dec. ^P	Dec. to Jan. ^P	Jan. to Feb. ^P
Candles.....	15	9A0101	2.1	0.0	0.0	0.0	0.0	0.0
Signs and advertising displays.....	15	9A04	10.4	0.2	0.5	0.7	0.0	0.0
Non-electric signs and displays.....	15	9A0402	12.3	0.3	0.8	1.2	0.0	0.0
Electric signs and displays.....	15	9A0404	—	0.0	0.0	0.0	0.0	—
All other miscellaneous fabricated products and recyclable materials.....	15	9A09	3.7	0.8	0.0	0.5	-0.9	0.1
Other miscellaneous fabricated products.....	15	9A0901	5.3	0.0	0.0	0.1	-0.1	0.1
Reproduction of audio and video media and software.....	15	9D	8.6	0.1	0.0	1.2	0.0	-0.5
Reproduction of audio and video media and software.....	15	9D01	8.6	0.1	0.0	1.2	0.0	-0.5
Services²								
Transportation services.....	30	—	2.2	-0.6	-0.3	0.5	-0.9	-0.7
Transportation of freight and mail.....	30	1	0.1	0.6	-1.0	0.1	-0.5	-1.6
Rail transportation of freight and mail.....	30	11	6.2	0.8	-0.1	1.0	-1.0	-0.2
Rail transportation of freight and mail.....	30	1101	6.2	0.8	-0.1	1.0	-1.0	-0.2
Rail transportation of freight and mail.....	30	110101	6.2	0.8	-0.1	1.0	-1.0	-0.2
Truck transportation of freight.....	30	12	-6.7	0.8	-1.4	-2.2	-0.9	-2.9
Local motor carrying.....	30	1201	-2.4	0.3	-3.0	-0.1	-0.5	-5.6
Local motor carrying.....	30	120101	-2.4	0.3	-3.0	-0.1	-0.5	-5.6
Long-distance motor carrying.....	30	1202	-8.0	1.0	-0.9	-2.9	-1.1	-2.0
Long-distance motor carrying.....	30	120201	-8.0	1.0	-0.9	-2.9	-1.1	-2.0
Water transportation of freight.....	30	13	22.7	-0.2	-0.3	-2.3	1.3	-0.2
Deep sea water transportation of freight.....	30	1301	24.9	-1.3	-0.5	-5.7	3.2	-0.4
Deep sea water transportation of freight.....	30	130101	24.9	-1.3	-0.5	-5.7	3.2	-0.4
Coastal and intercoastal water transportation of freight.....	30	1302	27.4	1.7	1.0	0.9	-0.6	0.5
Coastal and intercoastal water transportation of freight.....	30	130201	27.4	1.7	1.0	0.9	-0.6	0.5
Great Lakes-St Lawrence Seaway water transportation of freight.....	30	1303	7.7	1.8	-1.9	-1.8	-0.5	-0.3
Great lakes-St Lawrence Seaway water transportation of freight.....	30	130301	7.7	1.8	-1.9	-1.8	-0.5	-0.3
Inland waterways transportation of freight.....	30	1304	13.5	1.0	-0.4	0.9	0.4	-0.5
Inland waterways transportation of freight.....	30	130401	13.5	1.0	-0.4	0.9	0.4	-0.5
Air transportation of freight.....	30	14	-4.3	-1.9	-1.7	1.1	0.2	-0.9
Air transportation of freight.....	30	1401	-4.3	-1.9	-1.7	1.1	0.2	-0.9
Air transportation of freight, domestic.....	30	140102	3.0	-0.2	-0.7	0.5	0.3	-0.1
Air transportation of freight, international.....	30	140103	-8.1	-2.7	-2.1	1.9	0.0	-2.2
Courier, messenger, and U.S. postal services.....	30	16	7.8	0.4	-0.7	5.0	0.0	-0.2
U.S. Postal Service.....	30	1601	10.0	0.0	0.0	4.0	0.0	0.0
Mailing services (market dominant services).....	30	160107	11.0	0.0	0.0	4.5	0.0	0.0
First class mail.....	30	1601071	10.1	0.0	0.0	4.1	0.0	0.0
Periodicals mail.....	30	1601072	12.3	0.0	0.0	3.6	0.0	0.0
Standard class mail.....	30	1601073	12.1	0.0	0.0	5.2	0.0	0.0
Package services mail.....	30	1601074	11.9	0.0	0.0	3.7	0.0	0.0
Special services and fees.....	30	1601075	11.6	0.0	0.0	4.4	0.0	0.0
Shipping services (competitive services).....	30	160108	7.1	0.0	0.0	3.0	0.0	0.0
Courier and messenger services, except air.....	30	1602	5.3	0.5	-0.3	4.4	-0.1	-0.2
Courier and messenger services, except air.....	30	160201	5.3	0.5	-0.3	4.4	-0.1	-0.2
Air mail and package delivery services, excluding by USPS.....	30	1603	6.7	1.0	-3.2	7.5	-0.1	-0.4
Air mail and package delivery services, excluding by USPS.....	30	160301	6.7	1.0	-3.2	7.5	-0.1	-0.4
Pipeline transportation.....	30	17	—	0.0	-1.3	0.3	1.2	0.0
Pipeline transportation of petroleum products.....	30	1701	8.2	0.0	0.0	0.2	0.0	0.0
Pipeline transportation of crude petroleum.....	30	170101	8.4	-0.1	0.0	0.0	0.0	0.0
Pipeline transportation of refined petroleum products.....	30	170102	7.9	0.1	0.0	0.4	0.1	0.0
Pipeline transportation of natural gas.....	30	1702	—	0.0	-2.0	0.4	2.1	0.0
Pipeline transportation of natural gas.....	30	170201	—	0.0	-2.0	0.4	2.1	0.0
Transportation of passengers (partial).....	30	2	11.7	-5.2	2.6	1.8	-2.4	3.7
Rail transportation of passengers.....	30	21	2.1	0.0	0.0	0.0	0.0	0.0
Rail transportation of passengers.....	30	2101	2.1	0.0	0.0	0.0	0.0	0.0
Rail transportation of passengers.....	30	210101	2.1	0.0	0.0	0.0	0.0	0.0
Airline passenger services.....	30	22	11.8	-5.3	2.6	1.8	-2.4	3.7
Airline passenger services.....	30	2201	11.8	-5.3	2.6	1.8	-2.4	3.7
Airline passenger services, domestic.....	30	220101	10.7	-5.9	2.3	-0.1	0.8	3.4
Airline passenger services, international.....	30	220102	17.7	-3.0	3.8	6.8	-10.3	4.6
Services related to transportation activities.....	31	—	-12.6	-6.2	0.5	-1.5	-0.6	-1.3

See footnotes at end of table.

Table 7. Producer price index percentage changes for commodity and service groupings and individual items, not seasonally adjusted — Continued
 [March 2023]

Title	Commodity code		Unadjusted 12-month percent change ¹	Unadjusted 1-month percent change ¹				
	Group code	Item code		Mar. 2022 to Mar. 2023 ^P	Oct. to Nov.	Nov. to Dec. ^P	Dec. to Jan. ^P	Jan. to Feb. ^P
Services related to water transportation.....	31	1	3.7	0.4	0.1	1.0	0.9	-0.3
Towing, tugging, docking, and related services.....	31	11	6.4	0.3	0.3	2.1	1.5	-1.0
Towing, tugging, docking and related services.....	31	1101	6.4	0.3	0.3	2.1	1.5	-1.0
Towing, tugging, docking and related services.....	31	110101	6.4	0.3	0.3	2.1	1.5	-1.0
Operation of port waterfront terminals.....	31	12	6.8	1.6	-0.1	1.1	1.6	0.0
Operation of port waterfront terminals.....	31	1201	6.8	1.6	-0.1	1.1	1.6	0.0
Operation of port waterfront terminals.....	31	120101	6.8	1.6	-0.1	1.1	1.6	0.0
Marine cargo handling.....	31	13	0.5	0.0	0.0	0.0	0.0	0.0
Marine cargo handling.....	31	1301	0.5	0.0	0.0	0.0	0.0	0.0
Marine cargo handling.....	31	130101	0.5	0.0	0.0	0.0	0.0	0.0
Services related to air transportation.....	31	2	4.2	-1.3	-0.7	2.5	0.7	1.4
Other airport operations, excluding aircraft maintenance and repair.....	31	21	4.2	-1.3	-0.7	2.5	0.7	1.4
Other airport operations, excluding aircraft maintenance and repair.....	31	2101	4.2	-1.3	-0.7	2.5	0.7	1.4
Other airport operations, excluding aircraft maintenance and repair.....	31	210101	4.2	-1.3	-0.7	2.5	0.7	1.4
Other services related to transportation activities (partial).....	31	3	-22.4	-10.0	1.2	-3.7	-1.6	-2.8
Arrangement of freight and cargo.....	31	31	-33.8	-14.4	2.0	-6.0	-2.7	-4.4
Arrangement of freight and cargo.....	31	3101	-33.8	-14.4	2.0	-6.0	-2.7	-4.4
Arrangement of freight and cargo.....	31	310101	-33.8	-14.4	2.0	-6.0	-2.7	-4.4
Freight forwarding.....	31	32	-0.8	-3.4	0.0	0.0	-0.1	-0.4
Freight forwarding.....	31	3201	-0.8	-3.4	0.0	0.0	-0.1	-0.4
Freight forwarding.....	31	320101	-0.8	-3.4	0.0	0.0	-0.1	-0.4
Warehousing, storage, and related services.....	32	—	15.2	-0.3	1.7	2.3	2.1	-0.4
Warehousing, storage, and related services.....	32	1	15.2	-0.3	1.7	2.3	2.1	-0.4
Warehousing, storage, and related services.....	32	11	15.2	-0.3	1.7	2.3	2.1	-0.4
Warehousing, storage, and related services.....	32	1101	15.2	-0.3	1.7	2.3	2.1	-0.4
Warehousing, storage, and related services.....	32	110101	15.2	-0.3	1.7	2.3	2.1	-0.4
Publishing sales, excluding software.....	33	—	5.0	-1.2	0.4	1.4	0.6	0.6
Book, periodical, and newspaper publishing sales and subscriptions.....	33	1	4.3	-2.0	0.9	1.3	0.1	0.7
Sales of books.....	33	11	7.2	-0.6	1.0	2.8	0.2	1.4
Sales of textbooks.....	33	1101	6.4	-2.3	3.7	0.5	0.4	0.0
Sales of textbooks.....	33	110101	6.4	-2.3	3.7	0.5	0.4	0.0
Sales of technical, scientific, and professional books.....	33	1102	10.2	-0.1	-0.3	5.5	0.0	3.2
Sales of technical, scientific, and professional books.....	33	110201	10.2	-0.1	-0.3	5.5	0.0	3.2
Sales of religious books.....	33	1103	0.9	-3.7	-0.4	0.7	3.4	-2.5
Sales of religious books.....	33	110301	0.9	-3.7	-0.4	0.7	3.4	-2.5
Sales of general adult and juvenile books.....	33	1104	2.7	0.5	-0.3	1.3	0.1	0.8
Sales of general adult and juvenile books.....	33	110402	2.7	0.5	-0.3	1.3	0.1	0.8
Sales of general adult books.....	33	1104021	—	—	—	1.4	-0.9	0.3
Sales of juvenile books.....	33	1104022	—	—	—	1.2	1.4	1.6
Sales of general reference books.....	33	1105	10.7	-3.9	1.1	0.2	0.1	-1.0
Sales of general reference books.....	33	110501	10.7	-3.9	1.1	0.2	0.1	-1.0
Sales and subscriptions of periodicals and newspapers.....	33	12	1.6	-3.8	0.6	0.0	0.0	0.1
Sales and subscriptions of periodicals.....	33	1201	-7.6	-7.8	0.0	0.1	0.0	0.2
Sales and subscriptions of periodicals.....	33	120101	-7.6	-7.8	0.0	0.1	0.0	0.2
Newspaper subscription and single copy sales.....	33	1202	9.8	-0.5	1.1	0.0	0.0	0.0
Newspaper subscription and single copy sales.....	33	120205	9.8	-0.5	1.1	0.0	0.0	0.0
Newspaper subscriptions, print and online bundled.....	33	1202051	4.0	0.3	0.1	0.0	0.3	0.0
Newspaper subscriptions, print only.....	33	1202052	10.5	-0.6	1.3	0.0	0.0	0.0
Greeting card publishing sales.....	33	3	8.0	0.1	0.1	0.1	-0.1	0.0
Greeting card publishing sales.....	33	31	8.0	0.1	0.1	0.1	-0.1	0.0
Greeting card publishing sales.....	33	3101	8.0	0.1	0.1	0.1	-0.1	0.0
Greeting card publishing sales.....	33	310101	8.0	0.1	0.1	0.1	-0.1	0.0
Calendars, yearbooks, and other miscellaneous publishing sales.....	33	4	2.7	0.1	0.1	3.5	0.1	0.1
Calendars, yearbooks, and other miscellaneous publishing sales.....	33	41	2.7	0.1	0.1	3.5	0.1	0.1
Calendars, yearbooks, and other miscellaneous publishing sales.....	33	4101	2.7	0.1	0.1	3.5	0.1	0.1
Calendars, yearbooks, and other miscellaneous publishing sales.....	33	410101	2.7	0.1	0.1	3.5	0.1	0.1
Directory, mailing list, and related compilations publishing sales.....	33	6	—	—	—	1.4	2.6	0.4
Directory, mailing list, and related compilations publishing sales.....	33	61	—	—	—	1.4	2.6	0.4

See footnotes at end of table.

Table 7. Producer price index percentage changes for commodity and service groupings and individual items, not seasonally adjusted — Continued
 [March 2023]

Title	Commodity code		Unadjusted 12-month percent change ¹	Unadjusted 1-month percent change ¹				
	Group code	Item code		Mar. 2022 to Mar. 2023 ^P	Oct. to Nov.	Nov. to Dec. ^P	Dec. to Jan. ^P	Jan. to Feb. ^P
Directory, mailing list, and related compilations publishing sales.	33	6101	—	—	—	1.4	2.6	0.4
Directory, mailing list, and related compilations publishing sales.	33	610101	—	—	—	1.4	2.6	0.4
Software publishing.	34	—	1.5	-2.4	0.5	1.7	1.2	0.1
System software publishing.	34	1	—	-1.1	0.5	2.4	2.8	-0.4
System software publishing.	34	11	—	-1.1	0.5	2.4	2.8	-0.4
System software publishing.	34	1101	—	-1.1	0.5	2.4	2.8	-0.4
System software publishing.	34	110101	—	-1.1	0.5	2.4	2.8	-0.4
Application software publishing.	34	2	-0.3	-2.9	0.5	0.9	-0.4	0.6
Application software publishing.	34	21	-0.3	-2.9	0.5	0.9	-0.4	0.6
Desktop and portable device application software publishing.	34	2101	3.6	-1.9	0.8	3.0	-2.1	-0.1
Desktop and portable device application software publishing.	34	210101	3.6	-1.9	0.8	3.0	-2.1	-0.1
Application software publishing, cross-industry, vertical market, utilities, and other.	34	2103	-3.5	-3.9	0.3	0.2	0.6	0.8
Application software publishing, cross-industry, vertical market, utilities, and other.	34	210301	-3.5	-3.9	0.3	0.2	0.6	0.8
Application software publishing, game software.	34	2104	0.4	-2.6	0.7	-0.9	-0.3	1.4
Application software publishing, game software.	34	210401	0.4	-2.6	0.7	-0.9	-0.3	1.4
Network compensation from broadcast and cable television and radio.	35	—	1.6	0.0	0.0	0.2	0.0	0.0
Affiliate agreements, programming sales, and retransmission fees for cable and broadcast tv.	35	1	2.0	0.0	0.0	0.5	0.0	0.0
Affiliate agreements, programming sales, and retransmission fees for cable and broadcast tv.	35	11	2.0	0.0	0.0	0.5	0.0	0.0
Affiliate agreements, programming sales, and retransmission fees for cable and broadcast tv.	35	1101	2.0	0.0	0.0	0.5	0.0	0.0
Affiliate agreements, programming sales, and retransmission fees for cable and broadcast tv.	35	110101	2.0	0.0	0.0	0.5	0.0	0.0
Affiliate agreements, programming sales, and retransmission fees for radio.	35	2	-2.4	-1.4	1.1	-0.8	0.0	0.0
Affiliate agreements, programming sales, and retransmission fees for radio.	35	21	-2.4	-1.4	1.1	-0.8	0.0	0.0
Affiliate agreements, programming sales, and network compensation for radio.	35	2101	-2.4	-1.4	1.1	-0.8	0.0	0.0
Affiliate agreements, programming sales, and network compensation for radio.	35	210101	-2.4	-1.4	1.1	-0.8	0.0	0.0
Advertising space and time sales.	36	—	-4.3	2.3	-4.4	-2.2	-1.4	-0.6
Advertising space sales in periodicals, newspapers, directories, and mailing lists.	36	1	3.2	-0.3	1.0	1.1	0.6	0.9
Advertising space sales in periodicals and newspapers.	36	11	2.0	-0.4	1.2	0.4	0.7	1.1
Advertising space sales in periodicals.	36	1101	5.2	0.0	0.0	3.0	0.2	1.9
Advertising space sales in specialized, business, and professional periodicals, print only.	36	110101	—	0.0	0.0	—	—	—
Advertising space sales in general and consumer periodicals, print only.	36	110102	—	0.0	0.0	—	—	—
Advertising space sales in newspapers.	36	1102	-1.6	-0.8	2.2	-2.5	1.3	0.0
Advertising space sales in newspapers, print only.	36	110203	-1.8	-0.9	2.7	-2.5	1.3	0.0
Advertising space sales in directories and mailing lists.	36	12	9.8	0.0	0.0	5.3	0.0	0.0
Print advertising space sales in directories and mailing lists.	36	1201	9.8	0.0	0.0	5.3	0.0	0.0
Print advertising space sales in directories and mailing lists.	36	120101	9.8	0.0	0.0	5.3	0.0	0.0
Television advertising time sales.	36	2	-16.6	5.1	-10.3	-5.3	-6.9	-2.1
Television advertising time sales.	36	21	-16.6	5.1	-10.3	-5.3	-6.9	-2.1
Broadcast and network television advertising time sales.	36	2101	-12.6	1.8	-16.7	-7.6	-2.5	-0.3
Broadcast and network television advertising time sales.	36	210101	-12.6	1.8	-16.7	-7.6	-2.5	-0.3
Cable network advertising time sales.	36	2102	-22.8	12.9	0.5	-3.8	-11.9	-4.3
Cable network advertising time sales.	36	210201	-22.8	12.9	0.5	-3.8	-11.9	-4.3
Local cable system advertising time sales.	36	2103	0.0	0.0	0.0	0.0	0.0	0.0
Local cable system advertising time sales.	36	210301	0.0	0.0	0.0	0.0	0.0	0.0
Radio advertising time sales.	36	3	-6.5	2.9	-5.3	-11.3	10.3	-1.6
Radio advertising time sales.	36	31	-6.5	2.9	-5.3	-11.3	10.3	-1.6
Radio advertising time sales.	36	3101	-6.5	2.9	-5.3	-11.3	10.3	-1.6
Radio advertising time sales.	36	310101	-6.5	2.9	-5.3	-11.3	10.3	-1.6
Internet advertising sales.	36	6	—	—	—	-0.2	0.0	0.0
Internet advertising sales.	36	61	—	—	—	-0.2	0.0	0.0
Internet advertising sales.	36	6101	—	—	—	-0.2	0.0	0.0

See footnotes at end of table.

Table 7. Producer price index percentage changes for commodity and service groupings and individual items, not seasonally adjusted — Continued
 [March 2023]

Title	Commodity code		Unadjusted 12-month percent change ¹	Unadjusted 1-month percent change ¹				
	Group code	Item code		Mar. 2022 to Mar. 2023 ^P	Oct. to Nov.	Nov. to Dec. ^P	Dec. to Jan. ^P	Jan. to Feb. ^P
Internet advertising sales.....	36	610101	-	-	-	-0.2	0.0	0.0
Telecommunication, cable, and internet user services.....	37	-	5.6	-0.1	0.4	1.3	0.2	0.7
Wired telephone services.....	37	1	2.9	0.0	0.1	0.0	0.7	0.2
Residential wired telephone services.....	37	11	4.4	0.0	0.0	0.0	0.2	0.4
Local residential wired telephone service.....	37	1101	4.0	-0.1	0.0	0.0	0.3	0.7
Local residential wired telephone service.....	37	110101	4.0	-0.1	0.0	0.0	0.3	0.7
Long distance residential wired telephone service.....	37	1102	5.5	0.2	-0.1	0.1	0.0	0.0
Long distance residential wired telephone service.....	37	110201	5.5	0.2	-0.1	0.1	0.0	0.0
All-distance residential wired telephone service.....	37	1103	1.3	-0.1	0.1	0.2	0.0	0.0
All-distance residential wired telephone service.....	37	110301	1.3	-0.1	0.1	0.2	0.0	0.0
Business wired telephone services.....	37	12	2.8	0.0	0.2	-0.1	1.2	0.1
Local business wired telephone service.....	37	1201	3.6	-0.1	0.1	-1.4	0.6	2.6
Local business wired telephone service.....	37	120101	3.6	-0.1	0.1	-1.4	0.6	2.6
Long distance business wired telephone and other toll service.....	37	1202	3.2	-0.1	1.1	1.0	0.2	-2.1
Long distance business wired telephone and other toll service.....	37	120201	-	-0.1	1.1	1.0	0.2	-2.1
Private line wired telephone service.....	37	1204	3.2	0.1	0.1	-0.1	2.1	0.0
Private line wired telephone service.....	37	120401	3.2	0.1	0.1	-0.1	2.1	0.0
All-distance business wired telephone service (partial).....	37	1205	-	0.3	-0.5	0.4	0.6	0.0
All-distance business wired telephone service.....	37	120501	-	0.3	-0.5	0.4	0.6	0.0
Other telephone services.....	37	13	0.0	0.0	0.0	0.0	0.0	0.0
Other wired telephone services.....	37	1301	0.0	0.0	0.0	0.0	0.0	0.0
Other wired telephone services.....	37	130104	-	0.0	0.0	0.0	0.0	0.0
Wireless telecommunication services.....	37	2	1.8	-0.3	0.0	0.0	0.0	0.0
Cellular phone and other wireless telecommunication services.....	37	21	1.8	-0.3	0.0	0.0	0.0	0.0
Cellular phone and other wireless telecommunication services.....	37	2101	1.8	-0.3	0.0	0.0	0.0	0.0
Cellular phone and other wireless telecommunication services.....	37	210101	1.8	-0.3	0.0	0.0	0.0	0.0
Cable and satellite subscriber services.....	37	3	11.7	0.5	2.2	1.6	1.5	2.3
Cable and satellite subscriber services.....	37	31	11.7	0.5	2.2	1.6	1.5	2.3
Cable and satellite subscriber services.....	37	3101	11.7	0.5	2.2	1.6	1.5	2.3
Cable and satellite subscriber services.....	37	310101	11.7	0.5	2.2	1.6	1.5	2.3
Internet access services.....	37	4	0.6	-0.5	0.0	0.9	0.3	0.9
Internet access services.....	37	41	0.6	-0.5	0.0	0.9	0.3	0.9
Residential Internet access services.....	37	4102	0.2	0.4	0.3	0.9	0.2	0.0
Residential Internet access services.....	37	410201	0.2	0.4	0.3	0.9	0.2	0.0
Business Internet access services.....	37	4103	2.2	-1.3	-0.3	0.7	0.4	3.1
Business Internet access services.....	37	410301	2.2	-1.3	-0.3	0.7	0.4	3.1
Bundled wired telecommunications access services.....	37	5	10.2	-0.3	-0.2	4.2	-0.4	1.4
Bundled wired telecommunications access services.....	37	51	10.2	-0.3	-0.2	4.2	-0.4	1.4
Bundled wired telecommunications access services.....	37	5101	10.2	-0.3	-0.2	4.2	-0.4	1.4
Bundled wired telecommunications access services.....	37	510101	10.2	-0.3	-0.2	4.2	-0.4	1.4
Data processing and related services.....	38	-	0.1	0.0	0.0	0.0	0.1	0.2
Data processing and related services.....	38	1	0.1	0.0	0.0	0.0	0.1	0.2
Data processing and related services.....	38	11	0.1	0.0	0.0	0.0	0.1	0.2
Hosting, ASP and other IT infrastructure provisioning services.....	38	1101	-0.1	0.0	0.1	0.0	0.2	0.4
Hosting, ASP and other IT infrastructure provisioning services.....	38	110101	-0.1	0.0	0.1	0.0	0.2	0.4
Business process management services (partial).....	38	1102	0.2	0.1	0.0	0.0	0.0	0.0
Business process management services (partial).....	38	110201	0.2	0.1	0.0	0.0	0.0	0.0
Data management, information transformation and other services.....	38	1103	0.2	0.0	0.0	0.0	0.0	0.0
Data management, information transformation and other services.....	38	110301	0.2	0.0	0.0	0.0	0.0	0.0
Credit intermediation services (partial).....	39	-	31.2	5.9	1.1	5.4	3.0	-3.6
Loan services (partial).....	39	1	42.1	9.1	-3.6	9.0	5.3	-6.2
Business loans (partial).....	39	11	85.7	13.9	-1.3	11.8	6.4	-7.0
Business loans (partial).....	39	1101	85.7	13.9	-1.3	11.8	6.4	-7.0
Business loans (partial).....	39	110101	85.7	13.9	-1.3	11.8	6.4	-7.0
Consumer loans (partial).....	39	12	2.5	4.0	-7.4	2.4	3.0	-4.8
Residential real estate loans (partial).....	39	1201	-0.1	3.5	-8.8	1.4	3.1	-4.1
Residential real estate loans, except home equity (partial).....	39	120101	-10.8	1.9	-11.4	-0.3	2.3	-5.9
Home equity loans (partial).....	39	120102	33.0	8.6	-1.0	4.4	4.5	-1.3

See footnotes at end of table.

Table 7. Producer price index percentage changes for commodity and service groupings and individual items, not seasonally adjusted — Continued
 [March 2023]

Title	Commodity code		Unadjusted 12-month percent change ¹	Unadjusted 1-month percent change ¹				
	Group code	Item code		Mar. 2022 to Mar. 2023 ^P	Oct. to Nov.	Nov. to Dec. ^P	Dec. to Jan. ^P	Jan. to Feb. ^P
Vehicle loans (partial).....	39	1202	-11.4	11.7	-15.4	7.2	1.2	-11.2
Vehicle loans (partial).....	39	120201	-11.4	11.7	-15.4	7.2	1.2	-11.2
Credit cards, overdraft credit, and related plans (partial).....	39	1203	21.3	4.7	0.5	5.3	3.3	-3.9
Credit cards, overdraft credit, and related plans (partial).....	39	120301	21.3	4.7	0.5	5.3	3.3	-3.9
Other loans and loan services (partial).....	39	13	6.4	0.8	-2.3	4.1	1.1	-2.2
Other loans and loan services (partial).....	39	1301	6.4	0.8	-2.3	4.1	1.1	-2.2
Other loans and loan services (partial).....	39	130101	6.4	0.8	-2.3	4.1	1.1	-2.2
Deposit services (partial).....	39	2	16.0	-0.9	15.2	-1.9	-2.6	3.0
Deposit services (partial).....	39	21	16.0	-0.9	15.2	-1.9	-2.6	3.0
Deposit services (partial).....	39	2101	16.0	-0.9	15.2	-1.9	-2.6	3.0
Deposit services (partial).....	39	210101	16.0	-0.9	15.2	-1.9	-2.6	3.0
Other credit intermediation services, including trust services (partial).....	39	3	-5.2	-2.5	0.0	0.1	1.7	0.1
Other credit intermediation services, including trust services (partial).....	39	31	-5.2	-2.5	0.0	0.1	1.7	0.1
Other credit intermediation services, including trust services (partial).....	39	3101	-5.2	-2.5	0.0	0.1	1.7	0.1
Other credit intermediation services, including trust services (partial).....	39	310101	-5.2	-2.5	0.0	0.1	1.7	0.1
Investment services.....	40	—	2.7	4.6	-0.5	1.9	2.2	-1.6
Securities brokerage, dealing, investment advice, and related services.....	40	1	31.5	11.7	0.4	0.4	4.4	-0.2
Securities brokerage, dealing, investment advice, and related services.....	40	11	31.5	11.7	0.4	0.4	4.4	-0.2
Securities brokerage, dealing, and investment advice.....	40	1101	-11.9	4.3	0.5	-2.8	3.2	0.0
Securities brokerage, dealing, and investment advice.....	40	110101	-11.9	4.3	0.5	-2.8	3.2	0.0
Securities brokerage and dealing related services (partial).....	40	1102	257.8	23.9	0.1	7.2	6.7	-0.7
Securities brokerage and dealing related services.....	40	110201	257.8	23.9	0.1	7.2	6.7	-0.7
Portfolio management.....	40	2	-12.2	1.3	-0.9	4.2	-0.5	-4.5
Portfolio management.....	40	21	-12.2	1.3	-0.9	4.2	-0.5	-4.5
Portfolio management.....	40	2101	-12.2	1.3	-0.9	4.2	-0.5	-4.5
Portfolio management.....	40	210101	-12.2	1.3	-0.9	4.2	-0.5	-4.5
Investment banking.....	40	3	-3.5	-1.4	-1.4	0.3	2.1	3.0
Investment banking.....	40	31	-3.5	-1.4	-1.4	0.3	2.1	3.0
Investment banking.....	40	3101	-3.5	-1.4	-1.4	0.3	2.1	3.0
Investment banking.....	40	310101	-3.5	-1.4	-1.4	0.3	2.1	3.0
Insurance and annuities.....	41	—	2.3	-0.1	0.6	0.6	0.1	0.1
Insurance.....	41	1	2.8	0.0	0.6	0.6	0.1	0.1
Insurance.....	41	11	2.8	0.0	0.6	0.6	0.1	0.1
Life insurance.....	41	1101	0.1	0.1	-0.1	-0.4	0.0	0.0
Life insurance.....	41	110101	0.1	0.1	-0.1	-0.4	0.0	0.0
Disability insurance, including accidental death.....	41	1102	-0.3	0.0	0.0	0.0	0.0	0.0
Disability insurance, including accidental death.....	41	110201	-0.3	0.0	0.0	0.0	0.0	0.0
Health and medical insurance.....	41	1103	1.1	-0.1	0.1	0.8	0.0	0.0
Health and medical insurance.....	41	110301	1.1	-0.1	0.1	0.8	0.0	0.0
Property and casualty insurance.....	41	1104	4.8	0.1	1.2	0.9	0.1	0.2
Property and casualty insurance.....	41	110401	4.8	0.1	1.2	0.9	0.1	0.2
Annuities.....	41	2	-1.5	-0.9	0.0	-0.1	0.0	0.0
Annuities.....	41	21	-1.5	-0.9	0.0	-0.1	0.0	0.0
Annuities.....	41	2101	-1.5	-0.9	0.0	-0.1	0.0	0.0
Annuities.....	41	210101	-1.5	-0.9	0.0	-0.1	0.0	0.0
Commissions and fees from sales and administration of insurance policies (partial).....	42	—	0.1	0.0	0.1	0.0	0.0	0.0
Commissions from sales of insurance.....	42	1	0.1	0.0	0.1	0.0	0.0	0.0
Commissions from sales of insurance.....	42	11	0.1	0.0	0.1	0.0	0.0	0.0
Commissions from sales of life insurance and annuities.....	42	1101	-0.4	0.0	0.0	-0.1	0.0	0.0
Commissions from sales of life insurance and annuities.....	42	110101	-0.4	0.0	0.0	-0.1	0.0	0.0
Commissions from sales of health and medical insurance.....	42	1102	0.0	0.0	0.0	0.0	0.0	0.0
Commissions from sales of health and medical insurance.....	42	110201	0.0	0.0	0.0	0.0	0.0	0.0
Commissions from sales of property and casualty insurance.....	42	1103	0.2	0.0	0.1	0.1	0.0	0.0
Commissions from sales of property and casualty insurance.....	42	110301	0.2	0.0	0.1	0.1	0.0	0.0
Commissions from sales of other insurance.....	42	1104	-0.1	0.0	0.0	-0.4	0.0	0.3
Commissions from sales of other insurance.....	42	110401	-0.1	0.0	0.0	-0.4	0.0	0.3
Real estate services (partial).....	43	—	1.8	-0.5	0.4	0.8	-2.4	-0.7

See footnotes at end of table.

Table 7. Producer price index percentage changes for commodity and service groupings and individual items, not seasonally adjusted — Continued
 [March 2023]

Title	Commodity code		Unadjusted 12-month percent change ¹	Unadjusted 1-month percent change ¹				
	Group code	Item code		Mar. 2022 to Mar. 2023 ^P	Oct. to Nov.	Nov. to Dec. ^P	Dec. to Jan. ^P	Jan. to Feb. ^P
Nonresidential real estate services.....	43	1	2.6	-0.6	0.9	1.4	-3.4	-0.8
Nonresidential real estate rents.....	43	11	2.5	-0.8	1.0	1.8	-4.2	-1.0
Office buildings, gross rents.....	43	1101	4.8	0.3	-0.7	1.6	1.2	-0.5
Office buildings, gross rents.....	43	110101	4.8	0.3	-0.7	1.6	1.2	-0.5
Retail properties, gross rents.....	43	1102	3.5	-3.2	3.4	5.4	-10.3	-2.7
Retail properties, gross rents.....	43	110201	3.5	-3.2	3.4	5.4	-10.3	-2.7
Industrial buildings, gross rents.....	43	1103	3.1	0.0	0.8	1.4	0.1	0.2
Industrial buildings, gross rents.....	43	110301	3.1	0.0	0.8	1.4	0.1	0.2
Self-service storage and miniwarehouses, gross rents.....	43	1104	9.3	0.3	-0.1	0.3	-0.3	-0.3
Self-service storage and miniwarehouses, gross rents.....	43	110401	9.3	0.3	-0.1	0.3	-0.3	-0.3
Other nonresidential buildings, gross rents.....	43	1105	-12.5	3.4	1.1	-5.8	-6.8	1.0
Other nonresidential buildings, gross rents.....	43	110501	-12.5	3.4	1.1	-5.8	-6.8	1.0
Nonresidential property sales and leases including land, brokerage fees and commissions.....	43	12	0.6	0.2	0.6	-0.6	-1.2	-0.6
Nonresidential property sales and leases including land, brokerage fees and commissions.....	43	1201	0.6	0.2	0.6	-0.6	-1.2	-0.6
Nonresidential property sales and leases including land, brokerage fees and commissions.....	43	120101	0.6	0.2	0.6	-0.6	-1.2	-0.6
Nonresidential property management fees.....	43	13	5.5	0.0	0.4	0.6	0.1	0.2
Nonresidential property management fees.....	43	1301	5.5	0.0	0.4	0.6	0.1	0.2
Nonresidential property management fees.....	43	130101	5.5	0.0	0.4	0.6	0.1	0.2
Residential real estate services (partial).....	43	2	0.6	-0.2	-0.5	-0.2	-0.7	-0.4
Residential property sales and rental, brokerage fees and commissions.....	43	21	0.8	-0.4	-0.3	-0.5	-0.8	-0.5
Residential property sales and rental, brokerage fees and commissions.....	43	2101	0.8	-0.4	-0.3	-0.5	-0.8	-0.5
Residential property sales and rental, brokerage fees and commissions.....	43	210101	0.8	-0.4	-0.3	-0.5	-0.8	-0.5
Residential property management fees.....	43	22	-0.2	0.6	-1.0	0.7	-0.5	-0.1
Residential property management fees.....	43	2201	-0.2	0.6	-1.0	0.7	-0.5	-0.1
Residential property management fees.....	43	220101	-0.2	0.6	-1.0	0.7	-0.5	-0.1
Real estate appraisal fees.....	43	3	-0.9	-0.9	0.1	0.6	-1.1	-1.7
Real estate appraisal fees.....	43	31	-0.9	-0.9	0.1	0.6	-1.1	-1.7
Real estate appraisal fees.....	43	3101	-0.9	-0.9	0.1	0.6	-1.1	-1.7
Real estate appraisal fees.....	43	310101	-0.9	-0.9	0.1	0.6	-1.1	-1.7
Rental and leasing of goods (partial).....	44	—	0.7	-2.7	-0.9	-1.4	0.5	1.1
Passenger car rental.....	44	1	-4.4	-5.9	-2.2	-4.1	1.8	3.1
Passenger car rental.....	44	11	-4.4	-5.9	-2.2	-4.1	1.8	3.1
Passenger car rental.....	44	1101	-4.4	-5.9	-2.2	-4.1	1.8	3.1
Passenger car rental.....	44	110101	-4.4	-5.9	-2.2	-4.1	1.8	3.1
Truck, trailer, and RV rental and leasing.....	44	2	2.0	0.1	0.3	-0.7	-0.6	-0.2
Truck, trailer, and RV rental and leasing.....	44	21	2.0	0.1	0.3	-0.7	-0.6	-0.2
Truck, truck trailer and RV rental.....	44	2101	0.5	0.0	-0.3	-0.5	-2.8	-0.5
Truck, truck trailer and RV rental.....	44	210101	0.5	0.0	-0.3	-0.5	-2.8	-0.5
Truck, truck trailer and RV leasing.....	44	2102	3.2	0.2	0.8	-0.9	1.0	0.0
Truck, truck trailer and RV leasing.....	44	210201	3.2	0.2	0.8	-0.9	1.0	0.0
Construction, mining, and forestry machinery and equipment rental and leasing.....	44	3	7.8	0.1	0.1	1.4	0.0	0.0
Construction, mining, and forestry machinery and equipment rental and leasing.....	44	31	7.8	0.1	0.1	1.4	0.0	0.0
Construction, mining, and forestry machinery and equipment rental and leasing.....	44	3101	7.8	0.1	0.1	1.4	0.0	0.0
Construction, mining, and forestry machinery and equipment rental and leasing.....	44	310101	7.8	0.1	0.1	1.4	0.0	0.0
Professional services (partial).....	45	—	4.2	0.1	0.2	2.1	0.8	0.0
Legal services.....	45	1	6.5	0.0	-0.1	3.2	1.9	-0.1
Legal services.....	45	11	6.5	0.0	-0.1	3.2	1.9	-0.1
Legal services.....	45	1101	6.5	0.0	-0.1	3.2	1.9	-0.1
Legal services.....	45	110101	6.5	0.0	-0.1	3.2	1.9	-0.1
Accounting services (partial).....	45	2	5.9	-0.1	0.4	1.9	1.4	-0.2
Accounting services, excluding payroll.....	45	21	5.9	-0.1	0.4	1.9	1.4	-0.2
Financial auditing.....	45	2101	2.5	0.5	-1.9	2.7	1.0	-0.4
Financial auditing.....	45	210101	2.5	0.5	-1.9	2.7	1.0	-0.4

See footnotes at end of table.

Table 7. Producer price index percentage changes for commodity and service groupings and individual items, not seasonally adjusted — Continued
 [March 2023]

Title	Commodity code		Unadjusted 12-month percent change ¹	Unadjusted 1-month percent change ¹				
	Group code	Item code		Mar. 2022 to Mar. 2023 ^P	Oct. to Nov.	Nov. to Dec. ^P	Dec. to Jan. ^P	Jan. to Feb. ^P
Tax preparation and planning.....	45	2102	8.6	0.4	2.6	1.7	0.0	-0.4
Tax preparation and planning.....	45	210201	8.6	0.4	2.6	1.7	0.0	-0.4
Bookkeeping and compilation.....	45	2103	-1.2	-3.4	-0.6	2.5	5.9	0.0
Bookkeeping and compilation.....	45	210301	-1.2	-3.4	-0.6	2.5	5.9	0.0
Other accounting services, including billing and review (partial).....	45	2104	4.6	-0.3	-0.3	0.5	-0.2	-0.1
Other accounting services, including billing and review (partial).....	45	210401	4.6	-0.3	-0.3	0.5	-0.2	-0.1
Architectural and engineering services.....	45	3	3.3	0.4	-0.1	1.2	0.5	0.0
Architectural services.....	45	31	1.5	0.2	0.0	0.1	0.0	0.2
Architectural services.....	45	3101	1.5	0.2	0.0	0.1	0.0	0.2
Architectural services.....	45	310101	1.5	0.2	0.0	0.1	0.0	0.2
Engineering services.....	45	32	3.6	0.4	-0.1	1.4	0.6	0.0
Engineering services.....	45	3201	3.6	0.4	-0.1	1.4	0.6	0.0
Engineering services.....	45	320101	3.6	0.4	-0.1	1.4	0.6	0.0
Management, scientific, and technical consulting services.....	45	4	0.0	0.0	1.1	1.1	-1.3	0.1
Management consulting services.....	45	41	0.0	0.0	1.1	1.1	-1.3	0.1
Administrative and general management consulting services.....	45	4101	-0.8	0.0	0.8	1.4	-2.2	0.0
Administrative and general management consulting services.....	45	410101	-0.8	0.0	0.8	1.4	-2.2	0.0
Human resources consulting services.....	45	4102	0.7	-1.8	5.5	0.2	-0.2	0.9
Human resources consulting services.....	45	410201	0.7	-1.8	5.5	0.2	-0.2	0.9
Marketing consulting services.....	45	4103	0.0	0.0	0.0	0.0	0.0	0.0
Marketing consulting services.....	45	410301	0.0	0.0	0.0	0.0	0.0	0.0
Process, physical distribution, and logistics consulting services.....	45	4104	5.1	0.6	1.7	3.0	1.5	-0.1
Process, physical distribution, and logistics consulting services.....	45	410401	5.1	0.6	1.7	3.0	1.5	-0.1
Advertising and related services (partial).....	45	5	1.4	0.1	0.0	0.1	0.2	0.3
Advertising agency services.....	45	51	1.4	0.1	0.0	0.1	0.2	0.3
Advertising agency services.....	45	5101	1.4	0.1	0.0	0.1	0.2	0.3
Advertising agency services.....	45	510101	1.4	0.1	0.0	0.1	0.2	0.3
Information technology (IT) technical support and consulting services (partial).....	45	6	8.7	-0.3	-0.1	10.7	-0.8	-0.1
Information technology (IT) technical support and consulting services (partial).....	45	61	8.7	-0.3	-0.1	10.7	-0.8	-0.1
Information technology (IT) technical support and consulting services (partial).....	45	6101	8.7	-0.3	-0.1	10.7	-0.8	-0.1
Information technology (IT) technical support and consulting services (partial).....	45	610101	8.7	-0.3	-0.1	10.7	-0.8	-0.1
Employment services.....	46	—	0.9	0.0	0.0	0.1	-0.4	0.4
Permanent placement services.....	46	1	1.5	-0.7	0.3	-0.1	-2.6	-0.1
Permanent placement services.....	46	11	1.5	-0.7	0.3	-0.1	-2.6	-0.1
Employment placement services.....	46	1101	1.5	-0.7	0.3	-0.1	-2.6	-0.1
Employment placement services.....	46	110101	1.5	-0.7	0.3	-0.1	-2.6	-0.1
Executive search services.....	46	2	8.6	-0.6	-0.3	1.6	0.7	0.7
Executive search services.....	46	21	8.6	-0.6	-0.3	1.6	0.7	0.7
Executive search services.....	46	2101	8.6	-0.6	-0.3	1.6	0.7	0.7
Executive search services.....	46	210101	8.6	-0.6	-0.3	1.6	0.7	0.7
Staffing services.....	46	3	0.7	0.1	0.0	0.1	-0.3	0.4
Temporary help services.....	46	31	0.9	0.1	0.0	0.2	-0.6	0.7
Temporary help services.....	46	3101	0.9	0.1	0.0	0.2	-0.6	0.7
Temporary help services.....	46	310101	0.9	0.1	0.0	0.2	-0.6	0.7
Co-employment staffing services.....	46	32	0.4	0.1	0.0	0.0	0.1	0.0
Co-employment staffing services.....	46	3201	0.4	0.1	0.0	0.0	0.1	0.0
Co-employment staffing services.....	46	320101	0.4	0.1	0.0	0.0	0.1	0.0
Travel arrangement services (partial).....	47	—	5.9	0.3	0.9	0.0	-0.8	-0.7
Arrangement of flights (partial).....	47	1	13.5	0.4	-0.9	0.0	1.0	-1.1
Arrangement of international flights.....	47	11	1.0	0.7	-1.0	0.0	1.6	-2.0
Arrangement of international flights.....	47	1101	1.0	0.7	-1.0	0.0	1.6	-2.0
Arrangement of international flights.....	47	110101	1.0	0.7	-1.0	0.0	1.6	-2.0
Arrangement of domestic flights.....	47	12	42.8	0.1	-0.7	0.1	0.0	0.3
Arrangement of domestic flights (partial).....	47	1201	42.8	0.1	-0.7	0.1	0.0	0.3
Arrangement of domestic flights.....	47	120101	42.8	0.1	-0.7	0.1	0.0	0.3

See footnotes at end of table.

Table 7. Producer price index percentage changes for commodity and service groupings and individual items, not seasonally adjusted — Continued
 [March 2023]

Title	Commodity code		Unadjusted 12-month percent change ¹	Unadjusted 1-month percent change ¹				
	Group code	Item code		Mar. 2022 to Mar. 2023 ^P	Oct. to Nov.	Nov. to Dec. ^P	Dec. to Jan. ^P	Jan. to Feb. ^P
Arrangement of vehicle rentals and lodging.....	47	2	5.1	0.7	0.5	0.1	1.3	0.7
Arrangement of vehicle rentals and lodging.....	47	21	5.1	0.7	0.5	0.1	1.3	0.7
Arrangement of vehicle rentals and lodging (partial).....	47	2101	5.1	0.7	0.5	0.1	1.3	0.7
Arrangement of vehicle rentals and lodging.....	47	210101	5.1	0.7	0.5	0.1	1.3	0.7
Arrangement of cruises and tours.....	47	3	7.4	0.5	6.5	0.1	-6.6	-1.6
Arrangement of cruises and tours.....	47	31	7.4	0.5	6.5	0.1	-6.6	-1.6
Arrangement of cruises and tours.....	47	3101	7.4	0.5	6.5	0.1	-6.6	-1.6
Arrangement of cruises and tours.....	47	310101	7.4	0.5	6.5	0.1	-6.6	-1.6
Other travel arrangements (partial).....	47	4	-0.4	0.0	-0.4	0.0	0.0	0.0
Other travel arrangements (partial).....	47	41	-0.4	0.0	-0.4	0.0	0.0	0.0
Other travel arrangements (partial).....	47	4101	-0.4	0.0	-0.4	0.0	0.0	0.0
Other travel arrangements (partial).....	47	410101	-0.4	0.0	-0.4	0.0	0.0	0.0
Selected security services (partial).....	48	—	7.9	0.0	0.0	1.1	0.1	0.1
Security guard services.....	48	1	7.9	0.0	0.0	1.1	0.1	0.1
Security guard services.....	48	11	7.9	0.0	0.0	1.1	0.1	0.1
Security guard services.....	48	1101	7.9	0.0	0.0	1.1	0.1	0.1
Security guard services.....	48	110101	7.9	0.0	0.0	1.1	0.1	0.1
Cleaning and building maintenance services (partial).....	49	—	3.0	-0.2	1.1	0.4	-0.1	0.3
Janitorial services.....	49	1	3.0	-0.2	1.1	0.4	-0.1	0.3
Janitorial services.....	49	11	3.0	-0.2	1.1	0.4	-0.1	0.3
Janitorial services.....	49	1101	3.0	-0.2	1.1	0.4	-0.1	0.3
Janitorial services.....	49	110101	3.0	-0.2	1.1	0.4	-0.1	0.3
Waste collection and remediation services (partial).....	50	—	12.5	0.1	0.2	1.5	2.3	2.0
Waste collection.....	50	1	12.5	0.1	0.2	1.5	2.3	2.0
Solid waste collection.....	50	11	12.5	0.1	0.2	1.5	2.3	2.0
Solid waste collection.....	50	1101	12.5	0.1	0.2	1.5	2.3	2.0
Solid waste collection.....	50	110101	12.5	0.1	0.2	1.5	2.3	2.0
Health care services.....	51	—	3.0	0.2	0.1	0.6	0.4	0.3
Outpatient care (partial).....	51	1	2.0	0.2	0.0	0.6	0.5	0.2
Outpatient care (partial).....	51	11	2.0	0.2	0.0	0.6	0.5	0.2
Physician care.....	51	1101	1.2	0.1	0.2	-0.1	0.5	0.1
Medicare patients: physician care.....	51	110102	-4.2	0.0	0.0	-2.6	0.0	0.0
Medicaid patients: physician care.....	51	110103	1.3	0.0	0.0	1.2	0.0	0.0
Private insurance patients: physician care.....	51	110104	3.7	0.0	0.2	1.0	0.9	0.3
All other patients: physician care.....	51	110105	2.6	0.6	0.3	0.0	0.2	-0.2
Medical laboratory and diagnostic imaging center care.....	51	1102	-0.2	-0.2	0.0	0.6	-0.2	0.0
Medical laboratory care.....	51	110201	-0.9	-0.3	0.0	0.2	-0.4	0.0
Medicare patients: medical laboratory care.....	51	1102011	0.6	0.0	0.0	2.6	0.0	0.0
Medicaid patients: medical laboratory care.....	51	1102012	0.1	0.0	0.0	0.0	0.0	0.0
Private insurance patients: medical laboratory care.....	51	1102013	-1.3	-0.4	-0.1	0.1	-0.6	0.0
All other patients: medical laboratory care.....	51	1102014	0.5	0.0	0.5	0.0	0.0	0.0
Diagnostic imaging center care.....	51	110202	1.1	0.0	0.0	1.5	0.0	0.0
Medicare and Medicaid patients: diagnostic imaging center care.....	51	1102021	-1.2	0.0	0.0	0.4	0.0	0.0
Private insurance and all other patients: diagnostic imaging center care.....	51	1102024	1.8	0.0	0.0	1.8	0.0	0.0
Home health and hospice care.....	51	1103	2.7	0.2	0.1	1.0	0.1	0.0
Home health and hospice care.....	51	110301	2.7	0.2	0.1	1.0	0.1	0.0
Medicare and Medicaid patients: home health and hospice care.....	51	11030101	1.5	0.0	0.0	0.7	0.1	0.0
Medicare patients: home health and hospice care.....	51	110301011	-2.1	0.0	0.0	-1.4	0.0	0.0
Medicaid patients: home health and hospice care.....	51	110301012	4.8	0.0	0.0	2.5	0.2	0.0
Private insurance and all other patients: home health and hospice care.....	51	11030102	7.1	0.8	0.5	1.6	0.0	0.0
Private insurance patients: home health and hospice care.....	51	110301021	3.8	0.0	0.0	3.2	0.0	0.0
All other patients: home health and hospice care.....	51	110301022	9.3	1.1	0.8	1.4	0.0	0.0
Hospital outpatient care.....	51	1104	2.0	0.4	-0.1	1.0	0.1	0.5
Hospital outpatient care.....	51	110401	2.0	0.4	-0.1	1.0	0.1	0.5
Hospital outpatient care, general medical & surgical hospitals.....	51	1104011	2.1	0.4	-0.1	1.1	0.1	0.6
Medicare patients: hospital outpatient care, general medical and surgical hospitals.....	51	11040111	-0.8	0.0	0.1	1.7	-0.2	0.1
Medicaid patients: hospital outpatient care, general medical and surgical hospitals.....	51	11040112	-1.4	0.0	0.0	-0.2	0.0	0.0

See footnotes at end of table.

Table 7. Producer price index percentage changes for commodity and service groupings and individual items, not seasonally adjusted — Continued
 [March 2023]

Title	Commodity code		Unadjusted 12-month percent change ¹	Unadjusted 1-month percent change ¹				
	Group code	Item code		Mar. 2022 to Mar. 2023 ^P	Oct. to Nov.	Nov. to Dec. ^P	Dec. to Jan. ^P	Jan. to Feb. ^P
Private insurance and all other patients: outpatient care, gen. medical and surgical hospitals.....	51	11040113	3.1	0.5	-0.2	1.0	0.2	0.9
Dental care.....	51	1105	4.7	0.0	0.0	0.7	2.9	0.0
Private insurance patients: dental care.....	51	110502	3.6	0.0	0.0	1.2	1.6	0.0
Private insurance patients: dental visits and consultations.....	51	1105021	3.6	0.0	0.0	0.5	2.2	0.0
Private insurance patients: dental surgical intervention services.....	51	1105022	0.2	0.0	0.0	0.5	0.0	0.0
Private insurance patients: dental non-surgical intervention services.....	51	1105023	4.6	0.0	0.0	1.9	1.6	0.0
Medicare, Medicaid and all other patients: dental care.....	51	110503	6.1	0.0	0.0	0.2	4.6	0.0
Medicare, Medicaid and all other patients: dental visits and consultations.....	51	1105031	2.2	0.0	0.0	0.3	0.5	0.0
Medicare, Medicaid and all other patients: dental surgical intervention services.....	51	1105032	0.6	0.0	0.0	0.3	0.0	0.0
Medicare and Medicaid and all other patients: dental non-surgical intervention services.....	51	1105033	10.5	0.0	0.0	0.1	8.7	0.0
Inpatient care.....	51	2	4.7	0.2	0.3	0.7	0.1	0.5
Inpatient care.....	51	21	4.7	0.2	0.3	0.7	0.1	0.5
Hospital inpatient care.....	51	2101	3.9	0.2	0.3	0.3	0.0	0.5
Hospital inpatient care.....	51	210101	3.9	0.2	0.3	0.3	0.0	0.5
Hospital inpatient care, general medical and surgical hospitals.....	51	2101011	4.2	0.2	0.4	0.3	0.0	0.6
Medicare patients: hospital inpatient care, general medical and surgical hospitals.....	51	21010111	2.5	0.2	0.1	0.0	0.0	0.0
Medicaid patients: hospital inpatient care, general medical and surgical hospitals.....	51	21010112	4.5	2.2	0.0	0.2	0.0	0.0
Private insur. & all other patients: hospital inpatient, general medical and surgical hospitals.....	51	21010113	5.4	-0.2	0.6	0.7	0.1	1.2
Private insurance patients: hospital inpatient care, general medical and surgical hospitals.....	51	210101131	6.2	-0.2	0.7	0.6	0.1	1.3
All other patients: hospital inpatient care, general medical and surgical hospitals.....	51	210101132	0.7	-0.1	0.0	0.9	0.0	0.0
Hospital inpatient care, psychiatric & substance abuse hospitals.....	51	2101012	0.2	0.2	0.0	0.4	0.0	0.0
Hospital inpatient care, specialty hospitals.....	51	2101013	1.1	0.1	0.3	-0.3	0.3	-0.2
Medicare patients: hospital inpatient care, specialty hospitals.....	51	21010131	3.3	0.2	0.9	0.4	0.3	0.4
Medicaid patients: hospital inpatient care, specialty hospitals.....	51	21010132	2.0	0.5	1.0	-1.3	1.5	-1.3
Private insurance and all other patients: hospital inpatient care, specialty hospitals.....	51	21010133	-0.8	0.0	-0.3	-0.6	0.0	-0.4
Nursing home care.....	51	2102	7.2	0.4	0.1	1.1	0.4	0.6
Nursing home care.....	51	210201	7.2	0.4	0.1	1.1	0.4	0.6
Medicare and Medicaid patients: Nursing home care.....	51	21020101	6.8	0.5	0.0	1.8	-0.1	0.0
Medicaid patients: Nursing home care.....	51	210201011	10.8	0.7	0.0	3.0	-0.2	0.0
Medicare patients: Nursing home care.....	51	210201012	0.8	0.0	0.0	0.0	0.0	0.0
Private insurance and all other patients: Nursing home care.....	51	21020102	7.9	0.3	0.2	0.3	1.2	1.5
Private insurance patients: Nursing home care.....	51	210201021	-0.5	0.0	0.0	0.0	0.0	0.0
All other patients: Nursing home care.....	51	210201022	9.5	0.4	0.3	0.4	1.4	1.8
Intellectual and developmental disability center care.....	51	2103	8.6	0.0	-0.1	4.3	0.0	0.2
Intellectual and developmental disability center care.....	51	210301	8.6	0.0	-0.1	4.3	0.0	0.2
Medicaid patients: Intellectual and developmental disability center care.....	51	21030101	6.6	0.0	-0.1	1.1	0.0	0.2
Medicare, private ins. & all other patients: Intellectual & develop. disability center care.....	51	21030102	17.2	0.0	0.0	19.4	0.0	0.0
Sales of blood and blood products, organs, and tissues.....	51	3	3.9	0.7	0.7	0.3	0.2	0.2
Sales of blood and blood products, organs, and tissues.....	51	31	3.9	0.7	0.7	0.3	0.2	0.2
Sales of blood and blood products, organs, and tissues.....	51	3101	3.9	0.7	0.7	0.3	0.2	0.2
Sales of blood and blood products, organs, and tissues.....	51	310101	3.9	0.7	0.7	0.3	0.2	0.2
Accommodation services.....	53	—	2.4	-1.7	0.2	-1.8	1.7	6.2
Traveler accommodation services.....	53	1	2.4	-1.7	0.2	-1.8	1.7	6.2
Traveler accommodation services.....	53	11	2.4	-1.7	0.2	-1.8	1.7	6.2
Guestroom or unit rental.....	53	1101	2.1	-1.8	0.2	-2.2	1.8	6.8
Guestroom or unit rental.....	53	110101	2.1	-1.8	0.2	-2.2	1.8	6.8
Other traveler accommodation services.....	53	1102	5.6	-0.6	-0.1	3.2	0.2	-1.2
Other traveler accommodation services.....	53	110201	5.6	-0.6	-0.1	3.2	0.2	-1.2
Food and beverage for immediate consumption services (partial).....	54	—	2.6	0.7	-0.4	0.9	0.6	0.2
Food and beverage for immediate consumption services (partial).....	54	1	2.6	0.7	-0.4	0.9	0.6	0.2
Food and nonalcoholic beverages for immediate consumption (partial).....	54	11	1.7	0.8	-0.5	1.0	0.7	0.0
Food and nonalcoholic beverages for immediate consumption (partial).....	54	1101	1.7	0.8	-0.5	1.0	0.7	0.0
Food and nonalcoholic beverages for immediate consumption (partial).....	54	110101	1.7	0.8	-0.5	1.0	0.7	0.0

See footnotes at end of table.

Table 7. Producer price index percentage changes for commodity and service groupings and individual items, not seasonally adjusted — Continued
 [March 2023]

Title	Commodity code		Unadjusted 12-month percent change ¹	Unadjusted 1-month percent change ¹				
	Group code	Item code		Mar. 2022 to Mar. 2023 ^P	Oct. to Nov.	Nov. to Dec. ^P	Dec. to Jan. ^P	Jan. to Feb. ^P
Alcoholic beverages for immediate consumption (partial).....	54	12	7.7	0.0	0.1	0.3	0.0	1.1
Alcoholic beverages for immediate consumption (partial).....	54	1201	7.7	0.0	0.1	0.3	0.0	1.1
Alcoholic beverages for immediate consumption (partial).....	54	120101	7.7	0.0	0.1	0.3	0.0	1.1
Repair and maintenance services (partial).....	55	—	5.7	0.2	0.3	0.9	0.5	0.6
Commercial and industrial machinery and equipment repair and maintenance.....	55	1	8.6	0.1	0.0	0.5	0.1	1.4
Commercial and industrial machinery and equipment repair and maintenance.....	55	11	8.6	0.1	0.0	0.5	0.1	1.4
Commercial machinery repair and maintenance.....	55	1101	8.6	0.1	0.0	0.5	0.1	1.4
Commercial machinery repair and maintenance.....	55	110101	8.6	0.1	0.0	0.5	0.1	1.4
Motor vehicle repair and maintenance (partial).....	55	2	4.9	0.4	0.2	1.2	0.2	0.0
Motor vehicle repair and maintenance (partial).....	55	21	4.9	0.4	0.2	1.2	0.2	0.0
Motor vehicle repair and maintenance (partial).....	55	2101	4.9	0.4	0.2	1.2	0.2	0.0
Motor vehicle repair and maintenance (partial).....	55	210101	4.9	0.4	0.2	1.2	0.2	0.0
Ship repair and maintenance.....	55	3	8.0	0.0	1.1	1.9	1.4	0.1
Ship repair and maintenance.....	55	31	8.0	0.0	1.1	1.9	1.4	0.1
Ship repair, military.....	55	3101	2.6	0.0	0.3	0.7	0.5	0.0
Ship repair, military.....	55	310101	2.6	0.0	0.3	0.7	0.5	0.0
Ship repair, nonmilitary.....	55	3102	20.0	0.1	2.9	3.7	2.7	0.1
Ship repair, nonmilitary.....	55	310201	20.0	0.1	2.9	3.7	2.7	0.1
Aircraft repair and maintenance.....	55	4	4.0	0.1	0.5	1.2	1.8	0.1
Aircraft repair and maintenance.....	55	41	4.0	0.1	0.5	1.2	1.8	0.1
Aircraft repair and maintenance.....	55	4101	4.0	0.1	0.5	1.2	1.8	0.1
Aircraft repair and maintenance.....	55	410101	4.0	0.1	0.5	1.2	1.8	0.1
Entertainment services (partial).....	56	—	3.8	-1.2	0.7	2.1	0.7	0.4
Membership dues and admissions and recreation facility use fees (partial)...	56	1	7.0	1.3	1.1	2.6	0.9	0.4
Membership dues and admissions and recreation facility use fees (partial)...	56	11	7.0	1.3	1.1	2.6	0.9	0.4
Membership dues.....	56	1101	7.1	0.0	0.0	4.1	0.5	0.1
Membership dues, golf courses and country clubs.....	56	110101	10.5	0.1	0.1	7.3	0.0	0.3
Membership dues, fitness and recreational sports centers.....	56	110102	4.9	0.0	0.0	2.1	0.8	0.0
Admissions and recreational facilities use fees (partial).....	56	1102	6.8	3.5	2.9	0.3	1.5	0.8
Admissions and recreational facilities use fees, golf courses and country clubs.....	56	110201	5.1	6.4	4.2	2.0	0.9	0.8
Admissions and recreational facilities use fees, fitness and recreational sports centers.....	56	110202	7.0	0.0	0.0	3.9	1.8	0.0
Admissions and recreational facilities use fees, amusement and theme parks.....	56	110203	6.6	2.3	2.5	-2.1	1.8	1.2
Recreational activity instruction fees (partial).....	56	2	1.6	0.0	0.0	0.0	0.0	0.0
Recreational activity instruction fees (partial).....	56	21	1.6	0.0	0.0	0.0	0.0	0.0
Recreational activity instruction fees (partial).....	56	2101	1.6	0.0	0.0	0.0	0.0	0.0
Recreational activity instruction fees (partial).....	56	210101	1.6	0.0	0.0	0.0	0.0	0.0
Gaming receipts (partial).....	56	3	0.2	-4.3	0.3	1.7	0.6	0.4
Gaming receipts (partial).....	56	31	0.2	-4.3	0.3	1.7	0.6	0.4
Gaming receipts (partial).....	56	3101	0.2	-4.3	0.3	1.7	0.6	0.4
Gaming receipts (partial).....	56	310101	0.2	-4.3	0.3	1.7	0.6	0.4
Wholesale trade services.....	57	—	3.0	1.4	0.1	-0.3	-0.2	-1.1
Machinery and equipment and parts and supplies wholesaling.....	57	1	0.0	3.0	2.4	-1.1	-1.2	-2.7
Machinery and equipment and parts and supplies wholesaling.....	57	11	0.0	3.0	2.4	-1.1	-1.2	-2.7
Parts and supplies for machinery and equipment wholesaling.....	57	1102	1.5	2.1	-0.9	1.2	-1.1	0.2
Parts and supplies for machinery and equipment wholesaling.....	57	110201	1.5	2.1	-0.9	1.2	-1.1	0.2
Machinery and vehicle wholesaling.....	57	1103	-1.4	4.2	6.6	-3.4	-2.0	-7.3
Machinery and vehicle wholesaling.....	57	110301	-1.4	4.2	6.6	-3.4	-2.0	-7.3
Professional and commercial equipment wholesaling.....	57	1104	7.9	2.6	1.5	1.4	1.3	6.2
Professional and commercial equipment wholesaling.....	57	110401	7.9	2.6	1.5	1.4	1.3	6.2
Furnishings wholesaling.....	57	2	6.1	-1.3	0.9	0.1	-0.5	0.0
Furnishings wholesaling.....	57	21	6.1	-1.3	0.9	0.1	-0.5	0.0
Furnishings wholesaling.....	57	2101	6.1	-1.3	0.9	0.1	-0.5	0.0
Furnishings wholesaling.....	57	210101	6.1	-1.3	0.9	0.1	-0.5	0.0
Building materials, paint, and hardware wholesaling.....	57	3	-6.7	-1.1	0.5	-2.0	-3.3	-2.0

See footnotes at end of table.

Table 7. Producer price index percentage changes for commodity and service groupings and individual items, not seasonally adjusted — Continued
 [March 2023]

Title	Commodity code		Unadjusted 12-month percent change ¹ Mar. 2022 to Mar. 2023 ^P	Unadjusted 1-month percent change ¹				
	Group code	Item code		Oct. to Nov.	Nov. to Dec. ^P	Dec. to Jan. ^P	Jan. to Feb. ^P	Feb. to Mar. ^P
Building materials, paint, and hardware wholesaling.....	57	31	-6.7	-1.1	0.5	-2.0	-3.3	-2.0
Building materials, paint, and hardware wholesaling.....	57	3101	-6.7	-1.1	0.5	-2.0	-3.3	-2.0
Building materials, paint, and hardware wholesaling.....	57	310101	-6.7	-1.1	0.5	-2.0	-3.3	-2.0
Metals, minerals, and ores wholesaling.....	57	4	-5.3	-0.2	-6.2	15.2	1.7	-1.0
Metals, minerals, and ores wholesaling.....	57	41	-5.3	-0.2	-6.2	15.2	1.7	-1.0
Metals, minerals, and ores wholesaling.....	57	4101	-5.3	-0.2	-6.2	15.2	1.7	-1.0
Metals, minerals, and ores wholesaling.....	57	410101	-5.3	-0.2	-6.2	15.2	1.7	-1.0
Chemicals and allied products wholesaling.....	57	5	10.0	-0.4	-1.3	4.0	-3.3	0.7
Chemicals and allied products wholesaling.....	57	51	10.0	-0.4	-1.3	4.0	-3.3	0.7
Chemicals and allied products wholesaling.....	57	5101	10.0	-0.4	-1.3	4.0	-3.3	0.7
Chemicals and allied products wholesaling.....	57	510101	10.0	-0.4	-1.3	4.0	-3.3	0.7
Paper and plastics products wholesaling.....	57	6	8.2	0.4	1.6	-1.8	0.5	-1.5
Paper and plastics products wholesaling.....	57	61	8.2	0.4	1.6	-1.8	0.5	-1.5
Paper and plastics products wholesaling.....	57	6101	8.2	0.4	1.6	-1.8	0.5	-1.5
Paper and plastics products wholesaling.....	57	610101	8.2	0.4	1.6	-1.8	0.5	-1.5
Apparel wholesaling.....	57	7	8.4	-2.1	-7.4	3.6	6.3	-0.6
Apparel wholesaling.....	57	71	8.4	-2.1	-7.4	3.6	6.3	-0.6
Apparel wholesaling.....	57	7101	8.4	-2.1	-7.4	3.6	6.3	-0.6
Apparel wholesaling.....	57	710101	8.4	-2.1	-7.4	3.6	6.3	-0.6
Food and alcohol wholesaling.....	57	8	5.0	-0.2	-1.8	-0.4	-0.3	1.4
Food and alcohol wholesaling.....	57	81	5.0	-0.2	-1.8	-0.4	-0.3	1.4
Food wholesaling.....	57	8101	3.7	-0.4	-2.1	-0.6	-0.4	1.8
Food wholesaling.....	57	810101	3.7	-0.4	-2.1	-0.6	-0.4	1.8
Alcohol wholesaling.....	57	8102	10.3	0.8	-0.5	0.9	0.5	-0.9
Alcohol wholesaling.....	57	810201	10.3	0.8	-0.5	0.9	0.5	-0.9
Other commodities wholesaling.....	57	9	6.8	2.0	-1.0	-3.6	2.5	-1.0
Other commodities wholesaling.....	57	91	6.8	2.0	-1.0	-3.6	2.5	-1.0
Other commodities wholesaling.....	57	9101	6.8	2.0	-1.0	-3.6	2.5	-1.0
Other commodities wholesaling.....	57	910101	6.8	2.0	-1.0	-3.6	2.5	-1.0
Retail trade services.....	58	—	-0.4	-1.6	0.0	-1.3	1.0	0.5
Food and alcohol retailing.....	58	1	18.4	-1.3	-1.4	0.8	3.0	1.9
Food and alcohol retailing.....	58	11	18.4	-1.3	-1.4	0.8	3.0	1.9
Food retailing.....	58	1102	20.2	-1.3	-1.6	1.1	2.7	2.7
Food retailing.....	58	110201	20.2	-1.3	-1.6	1.1	2.7	2.7
Alcohol retailing.....	58	1103	6.5	-1.5	0.8	-1.4	4.6	-3.2
Alcohol retailing.....	58	110301	6.5	-1.5	0.8	-1.4	4.6	-3.2
Health and beauty care retailing, including optical goods.....	58	2	8.4	-4.1	3.0	4.0	0.5	1.5
Health and beauty care retailing, including optical goods.....	58	21	8.4	-4.1	3.0	4.0	0.5	1.5
Health and beauty care retailing, including optical goods.....	58	2101	8.4	-4.1	3.0	4.0	0.5	1.5
Health and beauty care retailing, including optical goods.....	58	210101	8.4	-4.1	3.0	4.0	0.5	1.5
Apparel, jewelry, footwear, and accessories retailing.....	58	3	2.8	-4.4	-0.2	-1.8	4.5	0.1
Apparel, jewelry, footwear, and accessories retailing.....	58	31	2.8	-4.4	-0.2	-1.8	4.5	0.1
Apparel, footwear, and accessories retailing.....	58	3101	1.9	-5.3	-1.2	-3.0	6.2	0.0
Apparel, footwear, and accessories retailing.....	58	310101	1.9	-5.3	-1.2	-3.0	6.2	0.0
Jewelry retailing.....	58	3102	7.6	0.5	5.3	5.7	-5.2	0.8
Jewelry retailing.....	58	310201	7.6	0.5	5.3	5.7	-5.2	0.8
Computer hardware, software, and supplies retailing.....	58	4	-21.4	-6.2	0.6	-1.4	-14.6	2.2
Computer hardware, software, and supplies retailing.....	58	41	-21.4	-6.2	0.6	-1.4	-14.6	2.2
Computer hardware, software, and supplies retailing.....	58	4101	-21.4	-6.2	0.6	-1.4	-14.6	2.2
Computer hardware, software, and supplies retailing.....	58	410101	-21.4	-6.2	0.6	-1.4	-14.6	2.2
TV, video, and photographic equipment and supplies retailing.....	58	5	-23.5	-11.4	-5.9	5.8	1.8	2.7
TV, video, and photographic equipment and supplies retailing.....	58	51	-23.5	-11.4	-5.9	5.8	1.8	2.7
TV, video, and photographic equipment and supplies retailing.....	58	5101	-23.5	-11.4	-5.9	5.8	1.8	2.7
TV, video, and photographic equipment and supplies retailing.....	58	510101	-23.5	-11.4	-5.9	5.8	1.8	2.7
Automobiles and automobile parts retailing.....	58	6	-10.5	-0.2	-4.3	-7.3	-0.2	0.9
Automobiles and automobile parts retailing.....	58	61	-10.5	-0.2	-4.3	-7.3	-0.2	0.9
Automobile retailing (Partial).....	58	6101	-19.3	-1.3	-6.7	-10.0	0.1	1.6

See footnotes at end of table.

Table 7. Producer price index percentage changes for commodity and service groupings and individual items, not seasonally adjusted — Continued
 [March 2023]

Title	Commodity code		Unadjusted 12-month percent change ¹	Unadjusted 1-month percent change ¹				
	Group code	Item code		Mar. 2022 to Mar. 2023 ^P	Oct. to Nov.	Nov. to Dec. ^P	Dec. to Jan. ^P	Jan. to Feb. ^P
Automobile retailing (Partial).....	58	610101	-19.3	-1.3	-6.7	-10.0	0.1	1.6
Automotive parts, including tires, retailing.....	58	6102	12.9	2.2	0.2	1.4	-1.0	-1.3
Automotive parts, including tires, retailing.....	58	610201	12.9	2.2	0.2	1.4	-1.0	-1.3
RVs, trailers, and campers retailing.....	58	8	-46.9	-15.5	-9.2	16.0	-6.1	0.6
RVs, trailers, and campers retailing.....	58	81	-46.9	-15.5	-9.2	16.0	-6.1	0.6
RVs, trailers, and campers retailing.....	58	8101	-46.9	-15.5	-9.2	16.0	-6.1	0.6
RVs, trailers, and campers retailing.....	58	810101	-46.9	-15.5	-9.2	16.0	-6.1	0.6
Sporting goods, including boats, retailing.....	58	9	-1.4	-3.9	-2.8	0.5	-1.0	3.8
Sporting goods, including boats, retailing.....	58	91	-1.4	-3.9	-2.8	0.5	-1.0	3.8
Sporting goods, including boats, retailing.....	58	9101	-1.4	-3.9	-2.8	0.5	-1.0	3.8
Sporting goods, including boats, retailing.....	58	910101	-1.4	-3.9	-2.8	0.5	-1.0	3.8
Lawn, garden, and farm equipment and supplies retailing.....	58	A	29.2	0.6	-4.2	0.6	0.6	12.9
Lawn, garden, and farm equipment and supplies retailing.....	58	A1	29.2	0.6	-4.2	0.6	0.6	12.9
Lawn, garden, and farm equipment and supplies retailing.....	58	A101	29.2	0.6	-4.2	0.6	0.6	12.9
Lawn, garden, and farm equipment and supplies retailing.....	58	A10101	29.2	0.6	-4.2	0.6	0.6	12.9
Furniture retailing.....	58	B	-10.5	-1.1	1.1	1.7	1.8	0.8
Furniture retailing.....	58	B1	-10.5	-1.1	1.1	1.7	1.8	0.8
Furniture retailing.....	58	B101	-10.5	-1.1	1.1	1.7	1.8	0.8
Furniture retailing.....	58	B10101	-10.5	-1.1	1.1	1.7	1.8	0.8
Flooring and floor coverings retailing.....	58	C	2.5	-0.2	-3.7	6.4	0.4	1.1
Flooring and floor coverings retailing.....	58	C1	2.5	-0.2	-3.7	6.4	0.4	1.1
Flooring and floor coverings retailing.....	58	C101	2.5	-0.2	-3.7	6.4	0.4	1.1
Flooring and floor coverings retailing.....	58	C10101	2.5	-0.2	-3.7	6.4	0.4	1.1
Hardware and building materials and supplies retailing.....	58	D	-29.2	0.6	-5.4	1.1	-2.8	0.1
Hardware and building materials and supplies retailing.....	58	D1	-29.2	0.6	-5.4	1.1	-2.8	0.1
Hardware and building materials and supplies retailing.....	58	D101	-29.2	0.6	-5.4	1.1	-2.8	0.1
Hardware and building materials and supplies retailing.....	58	D10101	-29.2	0.6	-5.4	1.1	-2.8	0.1
Major household appliance retailing.....	58	E	0.3	-1.7	1.2	2.6	16.7	-9.7
Major household appliance retailing.....	58	E1	0.3	-1.7	1.2	2.6	16.7	-9.7
Major household appliance retailing.....	58	E101	0.3	-1.7	1.2	2.6	16.7	-9.7
Major household appliance retailing.....	58	E10101	0.3	-1.7	1.2	2.6	16.7	-9.7
Fuels and lubricants retailing.....	58	F	-16.2	3.2	15.3	-11.7	-1.1	-11.6
Fuels and lubricants retailing.....	58	F1	-16.2	3.2	15.3	-11.7	-1.1	-11.6
Automotive fuels and lubricants retailing.....	58	F101	-22.1	1.4	16.8	-14.1	-3.2	-14.4
Automotive fuels and lubricants retailing.....	58	F10101	-22.1	1.4	16.8	-14.1	-3.2	-14.4
Household fuels retailing.....	58	F102	11.1	23.0	1.5	1.8	8.7	0.0
Household fuels retailing.....	58	F10201	11.1	23.0	1.5	1.8	8.7	0.0
Cleaning supplies and paper products retailing.....	58	G	21.3	-1.3	-2.0	2.3	7.9	0.4
Cleaning supplies and paper products retailing.....	58	G1	21.3	-1.3	-2.0	2.3	7.9	0.4
Cleaning supplies and paper products retailing.....	58	G101	21.3	-1.3	-2.0	2.3	7.9	0.4
Cleaning supplies and paper products retailing.....	58	G10101	21.3	-1.3	-2.0	2.3	7.9	0.4
Book retailing.....	58	H	-2.6	0.3	-5.9	5.2	-4.3	-1.9
Book retailing.....	58	H1	-2.6	0.3	-5.9	5.2	-4.3	-1.9
Book retailing.....	58	H101	-2.6	0.3	-5.9	5.2	-4.3	-1.9
Book retailing.....	58	H10101	-2.6	0.3	-5.9	5.2	-4.3	-1.9
Other merchandise retailing (partial).....	58	I	7.7	-0.9	-1.6	0.3	2.0	0.7
Other merchandise retailing (partial).....	58	I1	7.7	-0.9	-1.6	0.3	2.0	0.7
Other merchandise retailing (partial).....	58	I101	7.7	-0.9	-1.6	0.3	2.0	0.7
Other merchandise retailing (partial).....	58	I10101	7.7	-0.9	-1.6	0.3	2.0	0.7
Metal treatment services.....	59	—	6.0	-0.1	-0.6	2.5	-0.1	0.1
Metal treatment services.....	59	1	6.0	-0.1	-0.6	2.5	-0.1	0.1
Metal treatment services.....	59	11	6.0	-0.1	-0.6	2.5	-0.1	0.1
Metal plating and polishing.....	59	1101	9.4	-0.2	0.0	3.6	0.0	0.0
Metal plating and polishing.....	59	110111	9.4	-0.2	0.0	3.6	0.0	0.0
Metal coating and allied services.....	59	1102	1.6	0.0	-1.2	2.1	-0.3	-0.5
Metal coating and allied services.....	59	110222	1.6	0.0	-1.2	2.1	-0.3	-0.5
Metal heat treating.....	59	1103	12.1	0.0	0.0	2.1	0.5	2.1

See footnotes at end of table.

Table 7. Producer price index percentage changes for commodity and service groupings and individual items, not seasonally adjusted — Continued
 [March 2023]

Title	Commodity code		Unadjusted 12-month percent change ¹	Unadjusted 1-month percent change ¹				
	Group code	Item code		Mar. 2022 to Mar. 2023 ^p	Oct. to Nov.	Nov. to Dec. ^p	Dec. to Jan. ^p	Jan. to Feb. ^p
Metal heat treating.....	59	110349	12.1	0.0	0.0	2.1	0.5	2.1
Mining services.....	60	—	8.0	0.4	0.3	0.5	0.6	0.1
Mining services.....	60	1	8.0	0.4	0.3	0.5	0.6	0.1
Mining services.....	60	11	8.0	0.4	0.3	0.5	0.6	0.1
Metal mining services.....	60	1101	16.9	0.0	-2.3	0.0	0.0	0.0
Metal mining services.....	60	110101	16.9	0.0	-2.3	0.0	0.0	0.0
Support activities for coal mining.....	60	1102	2.8	1.6	-0.4	0.9	0.1	-0.3
Support activities for coal mining.....	60	110201	2.8	1.6	-0.4	0.9	0.1	-0.3
Drilling oil and gas wells services.....	60	1103	10.4	0.8	1.1	0.4	0.0	0.0
Drilling oil and gas wells services.....	60	110301	10.4	0.8	1.1	0.4	0.0	0.0
Support activities for oil and gas operations.....	60	1104	7.1	0.3	0.1	0.6	0.9	0.1
Support activities for oil and gas operations.....	60	110401	7.1	0.3	0.1	0.6	0.9	0.1
Contract work on textile products, apparel, and leather.....	61	—	7.6	1.8	0.8	1.2	1.3	1.0
Contract work on textile products and apparel.....	61	1	7.5	1.8	0.9	1.2	1.3	1.1
Contract work on textile products and apparel.....	61	11	7.5	1.8	0.9	1.2	1.3	1.1
Contract work on textile products.....	61	1102	9.6	0.8	0.9	2.0	2.0	2.0
Commission finishing of broadwoven fabrics.....	61	110201	9.2	0.9	1.0	2.1	2.1	2.1
Commission finishing of cotton broadwoven fabrics.....	61	1102011	7.6	0.6	0.5	4.8	0.5	0.5
Other commission finishing of broadwoven fabrics (excl. cotton & wool).....	61	1102012	10.3	1.2	1.4	1.5	2.4	2.4
Commission knit or knit & finishing of weft & warp knit fabric.....	61	110204	6.0	0.0	0.0	-0.7	0.0	0.0
Contract work on apparel.....	61	1103	4.9	2.6	0.9	0.4	0.6	0.0
Contract work on women's, girls' and infants' apparel.....	61	11031	3.3	0.0	1.5	0.6	1.0	0.0
Contract work on women's, girls', and infants' nontailored coats, jackets, & other outerwear.....	61	110313	12.7	0.0	4.9	2.8	4.4	0.0
Contract work on men's and boys' (including unisex) apparel.....	61	11032	7.1	6.3	0.0	0.0	0.0	0.0
Contract work on men's and boys' pants, work apparel, and other outerwear.....	61	110321	9.8	8.8	0.0	0.0	0.0	0.0
Contract work on men's and boys' shirts, tailored suits/coats/jackets, & underwear/nightwear.....	61	110323	0.1	0.0	0.0	0.0	0.0	0.0
Contract & commission receipts for tanning or finishing leather owned by others.....	61	2	13.5	0.0	0.0	1.1	0.0	0.0
Contract & commission receipts for tanning or finishing leather owned by others.....	61	21	13.5	0.0	0.0	1.1	0.0	0.0
Contract and commission receipts for tanning or finishing leather owned by others.....	61	2101	13.5	0.0	0.0	1.1	0.0	0.0
Contract and commission receipts for tanning or finishing leather owned by others.....	61	210101	13.5	0.0	0.0	1.1	0.0	0.0
Construction (partial).....	80	—	13.5	0.1	0.0	1.7	0.0	0.2
New nonresidential building construction.....	80	1	16.5	0.1	0.0	1.9	0.0	0.2
New nonresidential building construction.....	80	11	16.5	0.1	0.0	1.9	0.0	0.2
New warehouse building construction.....	80	1101	12.3	0.3	-0.2	0.0	-0.3	-0.2
New warehouse building construction.....	80	110101	12.3	0.3	-0.2	0.0	-0.3	-0.2
New school building construction.....	80	1102	16.0	0.0	-0.1	1.5	0.0	0.2
New school building construction.....	80	110201	16.0	0.0	-0.1	1.5	0.0	0.2
New office building construction.....	80	1103	18.2	0.1	0.3	3.9	0.2	0.3
New office building construction.....	80	110301	18.2	0.1	0.3	3.9	0.2	0.3
New industrial building construction.....	80	1104	17.2	-0.1	-0.1	1.0	0.1	0.4
New industrial building construction.....	80	110401	17.2	-0.1	-0.1	1.0	0.1	0.4
New health care building construction.....	80	1105	17.3	0.1	0.1	1.8	0.1	0.3
New health care building construction.....	80	110501	17.3	0.1	0.1	1.8	0.1	0.3
Maintenance and repair of nonresidential buildings (partial).....	80	2	4.9	0.1	0.1	0.8	0.2	0.7
Maintenance and repair of nonresidential buildings (partial).....	80	21	4.9	0.1	0.1	0.8	0.2	0.7
Maintenance and repair of nonresidential buildings (partial).....	80	2101	4.9	0.1	0.1	0.8	0.2	0.7
Maintenance and repair of nonresidential buildings (partial).....	80	210101	4.9	0.1	0.1	0.8	0.2	0.7

¹ All indexes are subject to revision for 4 months after their originally scheduled publication to incorporate late reports and corrections by survey respondents.

² Due to incomplete coverage of the services sector, some services indexes in this table reflect only a portion of their wherever-provided output. These indexes are flagged using the term "partial" at the end of their titles. For more information regarding wherever-provided services indexes, go to <https://www.bls.gov/ppi/wepnotice.htm>. This webpage includes methodology documentation, a table identifying missing coverage areas for those indexes with incomplete coverage, and a concordance table between wherever-provided services indexes and Census product codes.

^p Preliminary

"—" Data not available.

Table 8. Producer price indexes and percentage changes for selected commodity and service groupings and individual items, seasonally adjusted
 [March 2023, Index base 1982=100, unless otherwise indicated]

Title	Commodity code		Other index base	Seasonally adjusted index ¹					Seasonally adjusted 1-month percent change ¹		
	Group code	Item code		Nov. 2022	Dec. 2022 ^P	Jan. 2023 ^P	Feb. 2023 ^P	Mar. 2023 ^P	Dec. to Jan. ^P	Jan. to Feb. ^P	Feb. to Mar. ^P
Goods											
Fruits & melons, fresh/dry vegs. & nuts.....	01	1		-	-	-	-	-	-	-	-
Fresh fruits and melons.....	01	11		-	-	-	-	-	-	-	-
Citrus fruits.....	01	1101		320.161	343.346	367.177	348.119	352.419	6.9	-5.2	1.2
Other fruits and berries.....	01	1102		-	-	-	-	-	-	-	-
Melons.....			12/91	-	-	-	-	-	-	-	-
Fresh and dry vegetables.....	01	13		-	-	-	-	-	-	-	-
Dry vegetables.....	01	1301		238.850	236.053	234.777	234.810	229.579	-0.5	0.0	-2.2
Fresh vegetables, except potatoes.....	01	1302		-	-	-	-	-	-	-	-
Sweet potatoes.....	01	1303		159.656	159.720	158.845	160.211	156.781	-0.5	0.9	-2.1
Potatoes.....	01	1306	12/11	198.234	203.949	205.083	201.191	205.704	0.6	-1.9	2.2
Tree nuts.....				-	-	-	-	-	-	-	-
Tree nuts.....				-	-	-	-	-	-	-	-
Grains.....	01	2		285.024	273.682	269.377	271.471	251.103	-1.6	0.8	-7.5
Wheat.....	01	21		-	-	-	-	-	-	-	-
Wheat.....	01	2101		-	-	-	-	-	-	-	-
Other grains.....	01	22		296.633	285.975	282.433	282.307	261.171	-1.2	0.0	-7.5
Barley.....	01	2201		-	-	-	-	-	-	-	-
Corn.....	01	2202		290.092	279.530	276.079	275.523	254.738	-1.2	-0.2	-7.5
Oats.....	01	2203		-	-	-	-	-	-	-	-
Sorghum.....	01	2205	12/91	-	-	-	-	-	-	-	-
Rough rice.....			12/91	-	-	-	-	-	-	-	-
Rough rice.....			12/91	-	-	-	-	-	-	-	-
Livestock.....	01	3		199.664	201.374	197.019	200.972	206.914	-2.2	2.0	3.0
Slaughter cattle.....	01	31		224.650	227.277	229.974	228.703	238.056	1.2	-0.6	4.1
Slaughter steers and heifers.....	01	3101		231.231	234.540	235.280	234.000	247.529	0.3	-0.5	5.8
Slaughter cows and bulls.....	01	3102		177.382	177.188	185.635	182.998	194.180	4.8	-1.4	6.1
Slaughter vealers.....	01	3103		98.573	99.516	99.575	99.360	99.988	0.1	-0.2	0.6
Slaughter hogs.....	01	32		124.180	124.031	106.711	106.655	103.163	-14.0	-0.1	-3.3
Slaughter barrows and gilts.....	01	3201		123.204	123.783	106.639	105.686	101.714	-13.9	-0.9	-3.8
Slaughter sows.....	01	3202		-	-	-	-	-	-	-	-
Slaughter lambs.....	01	33		346.118	280.884	289.381	359.611	346.305	3.0	24.3	-3.7
Slaughter lambs.....	01	3301		346.118	280.884	289.381	359.611	346.305	3.0	24.3	-3.7
Feeder and replacement cattle.....			09/21	-	-	-	-	-	-	-	-
Feeder and replacement cattle.....			09/21	-	-	-	-	-	-	-	-
Slaughter poultry.....	01	4		378.937	363.784	337.804	351.347	355.805	-7.1	4.0	1.3
Slaughter chickens.....	01	41		391.956	367.103	332.706	351.399	357.579	-9.4	5.6	1.8
Broilers and other meat type chickens.....	01	4102		397.410	372.212	337.335	356.289	362.555	-9.4	5.6	1.8
Slaughter turkeys.....	01	42		347.684	368.867	377.528	367.496	364.136	2.3	-2.7	-0.9
Slaughter turkeys.....	01	4201		347.684	368.867	377.528	367.496	364.136	2.3	-2.7	-0.9
Slaughter ducks.....	01	43	12/91	-	-	-	-	-	-	-	-
Slaughter ducks.....	01	4301	12/91	-	-	-	-	-	-	-	-
Raw cotton.....	01	5		-	-	-	-	-	-	-	-
Raw cotton.....	01	51		-	-	-	-	-	-	-	-
Raw cotton.....	01	5101		-	-	-	-	-	-	-	-
Raw milk.....	01	6		186.948	182.100	176.887	167.446	151.425	-2.9	-5.3	-9.6
Raw milk.....	01	61		187.704	182.836	177.602	168.123	152.038	-2.9	-5.3	-9.6
Raw milk.....	01	6101		187.704	182.836	177.602	168.123	152.038	-2.9	-5.3	-9.6
Chicken eggs.....	01	7		-	-	-	-	-	-	-	-
Chicken eggs.....	01	71		-	-	-	-	-	-	-	-
Eggs for fresh use.....	01	7107	12/91	-	-	-	-	-	-	-	-
Breaker stock and checks and undergrades.....	01	7108	12/91	-	-	-	-	-	-	-	-
Hay, hayseeds, and oilseeds.....	01	8		316.053	325.993	307.220	313.395	299.461	-5.8	2.0	-4.4
Hay and hayseeds.....	01	81		-	-	-	-	-	-	-	-
Hay and hayseeds.....	01	8101		-	-	-	-	-	-	-	-
Oilseeds.....	01	83		287.116	287.131	273.077	274.610	262.696	-4.9	0.6	-4.3
Oilseeds.....	01	8301		287.116	287.131	273.077	274.610	262.696	-4.9	0.6	-4.3
Cereal and bakery products.....	02	1		325.404	324.828	327.117	329.154	328.624	0.7	0.6	-0.2
Bakery products.....	02	11		-	-	-	-	-	-	-	-
Bread (white, wheat, rye, etc.), including frozen.....			06/06	-	-	-	-	-	-	-	-
Rolls (bread-type), muffins, bagels, and croissants.....	02	1105		-	-	-	-	-	-	-	-
Other sweet goods, excluding frozen.....				-	-	-	-	-	-	-	-
Soft cakes, excluding frozen.....	02	1108		-	-	-	-	-	-	-	-
Cookies, crackers, and related products.....	02	1121		-	-	-	-	-	-	-	-

See footnotes at end of table.

Table 8. Producer price indexes and percentage changes for selected commodity and service groupings and individual items, seasonally adjusted — Continued
 [March 2023, Index base 1982=100, unless otherwise indicated]

Title	Commodity code		Other index base	Seasonally adjusted index ¹					Seasonally adjusted 1-month percent change ¹		
	Group code	Item code		Nov. 2022	Dec. 2022 ^P	Jan. 2023 ^P	Feb. 2023 ^P	Mar. 2023 ^P	Dec. to Jan. ^P	Jan. to Feb. ^P	Feb. to Mar. ^P
Retail bakery products, excluding retail trade.....	02	1130	06/14	153.467	154.029	155.901	157.715	159.993	1.2	1.2	1.4
Flour and flour base mixes and doughs.....	02	12		-	-	-	-	-	-	-	-
Wheat flour.....	02	1203		-	-	-	-	-	-	-	-
Flour base mixes and doughs.....	02	1204		-	-	-	-	-	-	-	-
Milled rice and byproducts.....	02	13		-	-	-	-	-	-	-	-
Head rice.....	02	1301		-	-	-	-	-	-	-	-
Milled rice (incl second heads, screenings, brewers, bran, sharps, rice flour, and byproducts).....	02	1302	06/84	-	-	-	-	-	-	-	-
Cereal and pasta products.....	02	14		300.964	300.938	305.513	309.346	307.485	1.5	1.3	-0.6
Dry macaroni, spaghetti, and egg noodle products, made from purchased flour.....	02	1402	06/85	-	-	-	-	-	-	-	-
Cereal and mill products, other than flour.....	02	1409	06/85	281.608	281.578	281.284	284.781	282.654	-0.1	1.2	-0.7
Meats, poultry, and fish.....	02	2		231.555	226.258	230.017	226.779	231.787	1.7	-1.4	2.2
Meats.....	02	21		220.140	223.183	227.724	225.590	230.040	2.0	-0.9	2.0
Beef and veal products, fresh or frozen.....	02	2101		244.439	255.109	274.339	270.754	274.692	7.5	-1.3	1.5
Lamb/mutton, fresh or frozen, not canned or made into sausage, made in slaughtering plants.....	02	2103		-	-	-	-	-	-	-	-
Pork products, fresh, frozen, or processed, except sausage.....	02	2104		171.574	168.323	164.719	160.954	166.489	-2.1	-2.3	3.4
Other meats, fresh, frozen, or canned.....	02	2105		220.550	220.488	219.027	220.212	223.549	-0.7	0.5	1.5
Processed poultry.....	02	22		205.549	185.185	187.336	182.788	188.371	1.2	-2.4	3.1
Young chickens, including bulk, chilled, frozen, whole, and in parts.....	02	2203		209.051	199.983	192.486	192.692	204.806	-3.7	0.1	6.3
Turkeys, including frozen, whole, and in parts.....	02	2206		-	-	-	-	-	-	-	-
Canned, cooked, smoked or prepared poultry.....	02	2208		-	-	-	-	-	-	-	-
Chicken hens and other poultry/small game.....			12/90	-	-	-	-	-	-	-	-
Unprocessed and prepared seafood.....	02	23		439.565	431.228	434.297	428.713	433.522	0.7	-1.3	1.1
Unprocessed finfish.....	02	2301		-	-	-	-	-	-	-	-
Canned seafood (including soups, stews, and chowders).....				-	-	-	-	-	-	-	-
Unprocessed shellfish.....	02	2305	12/91	289.000	290.986	282.699	296.824	283.319	-2.8	5.0	-4.5
Prepared fresh and frozen seafood.....			12/11	-	-	-	-	-	-	-	-
Dairy products.....	02	3		244.756	244.138	240.302	235.216	230.508	-1.6	-2.1	-2.0
Fluid milk products.....	02	31		-	-	-	-	-	-	-	-
Packaged fluid milk and related products.....	02	3103	12/82	-	-	-	-	-	-	-	-
Cottage cheese.....	02	3104	12/82	-	-	-	-	-	-	-	-
Other milk products.....	02	3105	12/82	-	-	-	-	-	-	-	-
Bulk fluid milk and cream.....	02	3106	12/91	-	-	-	-	-	-	-	-
Butter.....	02	32		-	-	-	-	-	-	-	-
Butter.....	02	3201		-	-	-	-	-	-	-	-
Natural, processed, and imitation cheese.....	02	33		194.916	198.035	197.452	193.143	191.305	-0.3	-2.2	-1.0
Natural cheese, except cottage cheese.....	02	3302		183.731	188.387	188.273	185.374	183.397	-0.1	-1.5	-1.1
Processed cheese and related products.....	02	3303		-	-	-	-	-	-	-	-
Cheese substitutes and imitations.....			06/88	-	-	-	-	-	-	-	-
Raw liquid whey.....			12/04	-	-	-	-	-	-	-	-
Ice cream and frozen desserts.....	02	34		-	-	-	-	-	-	-	-
Ice cream and frozen desserts.....			06/83	-	-	-	-	-	-	-	-
Dry, condensed, and evaporated milk products.....	02	35		-	-	-	-	-	-	-	-
Dry milk products, including feed grade.....	02	3502	12/83	-	-	-	-	-	-	-	-
Liquid milk products.....			12/83	-	-	-	-	-	-	-	-
Ice cream mixes and related products.....			06/02	-	-	-	-	-	-	-	-
Processed fruits and vegetables.....	02	4		-	-	-	-	-	-	-	-
Canned fruits and juices.....	02	41		-	-	-	-	-	-	-	-
Canned fruits, excluding baby foods.....	02	4101		-	-	-	-	-	-	-	-
Canned and fresh fruit juices, nectars, and concentrates.....	02	4102		-	-	-	-	-	-	-	-
Frozen fruits, juices and ades.....	02	42		-	-	-	-	-	-	-	-
Frozen fruits.....	02	4202		-	-	-	-	-	-	-	-
Canned vegetables and juices.....	02	44		-	-	-	-	-	-	-	-
Canned vegetables and juices.....	02	4401		-	-	-	-	-	-	-	-
Frozen vegetables.....	02	45		-	-	-	-	-	-	-	-
Frozen potato products (French-fried, patties, puffs, etc.).....	02	4502	12/90	274.484	276.849	283.066	298.634	301.032	2.2	5.5	0.8
Frozen vegetables, other than potato products.....	02	4505	12/90	-	-	-	-	-	-	-	-
Dried and dehydrated food.....			12/03	-	-	-	-	-	-	-	-
Dried and dehydrated food.....			12/03	-	-	-	-	-	-	-	-
Sugar and confectionery.....	02	5		-	-	-	-	-	-	-	-
Raw cane sugar and sugar cane mill products and byproducts.....				-	-	-	-	-	-	-	-
Raw cane sugar and sugarcane mill products and byproducts.....	02	5201		-	-	-	-	-	-	-	-
Refined sugar products and byproducts.....				-	-	-	-	-	-	-	-
Refined sugar products and byproducts.....			12/02	-	-	-	-	-	-	-	-
Confectionery materials.....	02	54		-	-	-	-	-	-	-	-
Confectionery materials.....	02	5401		-	-	-	-	-	-	-	-

See footnotes at end of table.

Table 8. Producer price indexes and percentage changes for selected commodity and service groupings and individual items, seasonally adjusted — Continued
 [March 2023, Index base 1982=100, unless otherwise indicated]

Title	Commodity code		Other index base	Seasonally adjusted index ¹					Seasonally adjusted 1-month percent change ¹		
	Group code	Item code		Nov. 2022	Dec. 2022 ^P	Jan. 2023 ^P	Feb. 2023 ^P	Mar. 2023 ^P	Dec. to Jan. ^P	Jan. to Feb. ^P	Feb. to Mar. ^P
Confectionery end products.....	02	55		-	-	-	-	-	-	-	-
Candy and nuts.....			06/83	-	-	-	-	-	-	-	-
Beverages and beverage materials.....	02	6		244.313	243.628	250.006	249.285	249.140	2.6	-0.3	-0.1
Alcoholic beverages.....	02	61		216.673	217.555	217.689	217.567	217.038	0.1	-0.1	-0.2
Malt beverages.....	02	6101		229.733	229.857	230.915	230.317	228.980	0.5	-0.3	-0.6
Distilled and bottled liquor, excluding brandy.....	02	6102		196.637	199.962	198.506	198.046	196.546	-0.7	-0.2	-0.8
Wines, brandy, and brandy spirits.....			12/83	-	-	-	-	-	-	-	-
Soft drinks.....	02	62		-	-	-	-	-	-	-	-
Soft drinks, non-carbonated and bottled water.....				-	-	-	-	-	-	-	-
Soft drinks, bottle/can, carbonated, all types.....			12/11	-	-	-	-	-	-	-	-
Packaged beverage materials.....	02	63		-	-	-	-	-	-	-	-
Coffee (whole bean, ground, & instant).....	02	6301		-	-	-	-	-	-	-	-
Tea in consumer packages, exc. canned ice tea.....	02	6303		-	-	-	-	-	-	-	-
Other beverage materials.....	02	64		317.361	318.036	321.837	321.453	323.782	1.2	-0.1	0.7
Other beverage materials.....	02	6401		317.361	318.036	321.837	321.453	323.782	1.2	-0.1	0.7
Fats and oils.....	02	7		-	-	-	-	-	-	-	-
Shortening, cooking oil, and margarine.....	02	78		-	-	-	-	-	-	-	-
Shortening, cooking oil, and margarine.....	02	7801		-	-	-	-	-	-	-	-
Other oilseed processing.....	02	7A	12/04	-	-	-	-	-	-	-	-
Other oilseed processing.....	02	7A01	12/04	-	-	-	-	-	-	-	-
Corn oil, crude and refined.....			01/16	-	-	-	-	-	-	-	-
Corn oil, made by wet milling.....			01/16	-	-	-	-	-	-	-	-
Miscellaneous processed foods.....	02	8		-	-	-	-	-	-	-	-
Canned jams, jellies, and preserves.....	02	81		-	-	-	-	-	-	-	-
Canned jams, jellies, and preserves.....				-	-	-	-	-	-	-	-
Pickles and other pickled products, including horseradish.....	02	82		-	-	-	-	-	-	-	-
Pickles and other pickled products.....	02	8201		-	-	-	-	-	-	-	-
Specialty canning.....	02	84		-	-	-	-	-	-	-	-
Specialty canning.....	02	8401		-	-	-	-	-	-	-	-
Frozen specialty food.....	02	85		-	-	-	-	-	-	-	-
Frozen specialty food.....	02	8501		-	-	-	-	-	-	-	-
Prepared sauces, except tomato.....				-	-	-	-	-	-	-	-
Prepared sauces, excluding tomato-based sauces and sauces comprised of 20 percent or more meat.....				-	-	-	-	-	-	-	-
Other miscellaneous processed foods.....				-	-	-	-	-	-	-	-
Other miscellaneous processed foods.....				-	-	-	-	-	-	-	-
Prepared animal feeds.....	02	9		264.470	264.406	262.250	257.496	257.369	-0.8	-1.8	0.0
Soybean cake, meal, and other byproducts.....	02	92		-	-	-	-	-	-	-	-
Soybean cake, meal, and byproducts.....	02	9201		-	-	-	-	-	-	-	-
Formula feeds.....	02	93		300.572	297.450	294.281	292.152	286.027	-1.1	-0.7	-2.1
Formula feeds.....	02	9301		300.572	297.450	294.281	292.152	286.027	-1.1	-0.7	-2.1
Miscellaneous feedstuffs.....	02	94		351.015	351.408	347.943	336.833	343.510	-1.0	-3.2	2.0
Pet food.....	02	9402		-	-	-	-	-	-	-	-
Miscellaneous feedstuffs other than pet food.....	02	9403		357.150	356.450	346.759	322.107	313.390	-2.7	-7.1	-2.7
Synthetic fibers.....	03	1		-	-	-	-	-	-	-	-
Unprocessed filament yarns.....	03	15		-	-	-	-	-	-	-	-
Noncellulosic and cellulosic organic fibers.....			05/22	-	-	-	-	-	-	-	-
Processed yarns and threads.....	03	2		-	-	-	-	-	-	-	-
Yarns.....	03	26		-	-	-	-	-	-	-	-
Spun cotton yarns.....	03	2601		177.432	168.278	157.910	151.873	151.557	-6.2	-3.8	-0.2
Spun synthetic yarns.....				-	-	-	-	-	-	-	-
Textured and twisted yarns.....	03	2604	12/88	-	-	-	-	-	-	-	-
Other spun noncellulosic and natural fiber (excluding cotton and wool) yarns.....	03	2607	06/08	-	-	-	-	-	-	-	-
Greige fabrics.....	03	3		-	-	-	-	-	-	-	-
Greige broadwoven fabrics.....	03	37		-	-	-	-	-	-	-	-
Greige manmade, silk, and other natural fiber (exc cotton/wool) broadwoven fabrics.....	03	3703		-	-	-	-	-	-	-	-
Greige knit fabrics.....	03	38		-	-	-	-	-	-	-	-
Weft (circular) knit fabrics, greige goods (excluding hosiery).....	03	3803		-	-	-	-	-	-	-	-
Warp knit fabrics, greige goods (excluding hosiery).....	03	3804		-	-	-	-	-	-	-	-
Tire cord and tire fabric.....	03	39	06/84	-	-	-	-	-	-	-	-
Tire cord and tire fabrics.....	03	3901	06/84	-	-	-	-	-	-	-	-
Finished fabrics.....	03	4		-	-	-	-	-	-	-	-
Finished broadwoven fabrics.....	03	42		-	-	-	-	-	-	-	-
Finished cotton broadwoven fabrics.....	03	4201		-	-	-	-	-	-	-	-

See footnotes at end of table.

Table 8. Producer price indexes and percentage changes for selected commodity and service groupings and individual items, seasonally adjusted — Continued
 [March 2023, Index base 1982=100, unless otherwise indicated]

Title	Commodity code		Other index base	Seasonally adjusted index ¹					Seasonally adjusted 1-month percent change ¹		
	Group code	Item code		Nov. 2022	Dec. 2022 ^P	Jan. 2023 ^P	Feb. 2023 ^P	Mar. 2023 ^P	Dec. to Jan. ^P	Jan. to Feb. ^P	Feb. to Mar. ^P
Finished manmade, silk, and other natural fiber (exc. cotton and wool) broadwoven fabrics.....	03	4203		-	-	-	-	-	-	-	-
Woven and braided narrow fabrics.....	03	44		-	-	-	-	-	-	-	-
Woven and braided narrow fabrics.....	03	4402	06/84	-	-	-	-	-	-	-	-
Nonwoven fabrics and felts.....	03	45		-	-	-	-	-	-	-	-
Nonwoven fabrics and felts.....	03	4503		-	-	-	-	-	-	-	-
Coated fabrics, not rubberized.....	03	46	06/85	-	-	-	-	-	-	-	-
Coated fabrics, not rubberized.....	03	4601	06/85	-	-	-	-	-	-	-	-
Screen printed textile materials, embroideries, and lace goods.....	03	47	06/85	219.535	219.573	219.542	219.943	220.206	0.0	0.2	0.1
Screen printed textile and apparel materials and embroideries.....	03	4701	06/85	219.817	219.754	219.844	220.213	220.507	0.0	0.2	0.1
Knit fabrics, finished in knitting mills.....			12/03	-	-	-	-	-	-	-	-
Weft (circular) knit fabrics, knit and finished in the same establishment (excluding hosiery).....			12/03	-	-	-	-	-	-	-	-
Warp knit goods, knit and finished in the same establishment.....			12/03	-	-	-	-	-	-	-	-
Apparel & other fabricated textile prods.....	03	8		-	-	-	-	-	-	-	-
Apparel.....	03	81		-	-	-	-	-	-	-	-
Miscellaneous apparel and accessories.....			12/83	-	-	-	-	-	-	-	-
Women's, girls', and infants' cut and sew apparel.....			12/03	-	-	-	-	-	-	-	-
Men's and boys' cut and sew apparel.....			12/03	-	-	-	-	-	-	-	-
Apparel made in knitting mills.....			12/03	-	-	-	-	-	-	-	-
Textile house furnishings.....	03	82		-	-	-	-	-	-	-	-
Textile house furnishings.....	03	8203	06/83	-	-	-	-	-	-	-	-
Industrial and other fabricated products.....				-	-	-	-	-	-	-	-
Industrial and other fabricated products.....	03	8303		-	-	-	-	-	-	-	-
Miscellaneous textile products/services.....	03	9	06/85	-	-	-	-	-	-	-	-
Miscellaneous textile products/services.....			09/18	-	-	-	-	-	-	-	-
Miscellaneous textile products/services.....			09/18	-	-	-	-	-	-	-	-
Hides and skins, incl. cattle.....	04	1		111.902	109.023	103.876	104.223	108.909	-4.7	0.3	4.5
Hides and skins, incl. cattle.....	04	19	06/01	51.231	49.913	47.556	47.716	49.861	-4.7	0.3	4.5
Hides, skins, and pelts, made in slaughtering plants.....	04	1901	06/01	51.231	49.913	47.556	47.716	49.861	-4.7	0.3	4.5
Leather.....	04	2		200.098	197.273	196.292	195.735	192.814	-0.5	-0.3	-1.5
Finished and unfinished leather.....	04	27	12/97	109.694	108.145	107.608	107.302	105.701	-0.5	-0.3	-1.5
Finished and unfinished leather.....	04	2701	12/97	109.694	108.145	107.608	107.302	105.701	-0.5	-0.3	-1.5
Footwear.....	04	3		247.324	247.934	248.610	251.095	249.451	0.3	1.0	-0.7
Men's nonathletic footwear.....	04	31		287.378	288.239	288.871	293.384	290.478	0.2	1.6	-1.0
Men's footwear (size 6 and larger), excluding athletic.....	04	3105	12/93	200.407	201.005	201.462	204.589	202.569	0.2	1.6	-1.0
Women's nonathletic footwear.....	04	32		-	-	-	-	-	-	-	-
Women's footwear (size 4 and larger), excluding athletic.....	04	3205	12/93	-	-	-	-	-	-	-	-
Other footwear including slippers.....	04	39	12/02	-	-	-	-	-	-	-	-
Other footwear, excluding rubber and plastic soled footwear.....	04	3901	12/02	-	-	-	-	-	-	-	-
Other leather and related products.....	04	4		-	-	-	-	-	-	-	-
Luggage and small leather goods.....	04	41		-	-	-	-	-	-	-	-
Luggage and small leather goods.....	04	4101		-	-	-	-	-	-	-	-
Leather and leather-like goods, n.e.c.....	04	45	06/85	-	-	-	-	-	-	-	-
Leather and leather-like goods, n.e.c.....	04	4501	06/85	-	-	-	-	-	-	-	-
Coal.....	05	1		303.936	281.068	288.832	287.035	290.795	2.8	-0.6	1.3
Coal.....	05	13		303.936	281.068	288.832	287.035	290.795	2.8	-0.6	1.3
Coal.....	05	1301		303.936	281.068	288.832	287.035	290.795	2.8	-0.6	1.3
Gas fuels.....				-	-	-	-	-	-	-	-
Natural gas.....				-	-	-	-	-	-	-	-
Natural gas.....				-	-	-	-	-	-	-	-
Liquefied petroleum gas.....	05	32		-	-	-	-	-	-	-	-
Liquefied petroleum gas.....				-	-	-	-	-	-	-	-
Electric power.....	05	4		255.362	258.959	266.305	266.727	263.007	2.8	0.2	-1.4
Residential electric power.....	05	41	12/90	217.089	219.243	221.895	223.599	221.527	1.2	0.8	-0.9
Residential electric power.....	05	4121	12/90	217.089	219.243	221.895	223.599	221.527	1.2	0.8	-0.9
Commercial electric power.....	05	42		241.912	246.254	251.263	255.579	248.679	2.0	1.7	-2.7
Commercial electric power.....	05	4221	12/90	211.743	215.485	219.941	223.720	217.677	2.1	1.7	-2.7
Industrial electric power.....	05	43		282.965	290.883	310.969	297.523	297.241	6.9	-4.3	-0.1
Industrial electric power.....	05	4321	12/90	237.939	244.577	261.498	250.167	249.948	6.9	-4.3	-0.1
Transportation electric power.....	05	46	12/10	124.387	124.816	130.345	125.405	124.683	4.4	-3.8	-0.6
Transportation electric power.....	05	4621	12/10	124.387	124.816	130.345	125.405	124.683	4.4	-3.8	-0.6
Utility natural gas.....	05	5	12/90	296.925	303.271	334.775	314.531	293.427	10.4	-6.0	-6.7
Residential natural gas.....	05	51	12/90	299.608	305.955	343.281	310.773	288.686	12.2	-9.5	-7.1
Residential natural gas.....	05	5121	12/90	299.608	305.955	343.281	310.773	288.686	12.2	-9.5	-7.1

See footnotes at end of table.

Table 8. Producer price indexes and percentage changes for selected commodity and service groupings and individual items, seasonally adjusted — Continued
 [March 2023, Index base 1982=100, unless otherwise indicated]

Title	Commodity code		Other index base	Seasonally adjusted index ¹					Seasonally adjusted 1-month percent change ¹		
	Group code	Item code		Nov. 2022	Dec. 2022 ^P	Jan. 2023 ^P	Feb. 2023 ^P	Mar. 2023 ^P	Dec. to Jan. ^P	Jan. to Feb. ^P	Feb. to Mar. ^P
Commercial natural gas.....	05	52	12/90	306.294	316.421	355.340	314.678	284.238	12.3	-11.4	-9.7
Commercial natural gas.....	05	5221	12/90	306.294	316.421	355.340	314.678	284.238	12.3	-11.4	-9.7
Industrial natural gas.....	05	53	12/90	250.577	261.892	280.670	253.145	237.615	7.2	-9.8	-6.1
Industrial natural gas.....	05	5321	12/90	250.577	261.892	280.670	253.145	237.615	7.2	-9.8	-6.1
Natural gas to electric power.....	05	54	12/90	252.844	256.341	275.404	280.426	266.202	7.4	1.8	-5.1
Natural gas to electric power.....	05	5421	12/90	252.844	256.341	275.404	280.426	266.202	7.4	1.8	-5.1
Crude petroleum (domestic production).....	05	6		-	-	-	-	-	-	-	-
Crude petroleum (domestic production).....	05	61		-	-	-	-	-	-	-	-
Crude petroleum (domestic production).....	05	6101		-	-	-	-	-	-	-	-
Petroleum products, refined.....	05	7		366.485	308.376	332.613	330.799	302.071	7.9	-0.5	-8.7
Gasoline.....	05	71		280.981	256.830	276.179	286.577	252.975	7.5	3.8	-11.7
Unleaded premium gasoline.....	05	7103		319.415	287.721	307.119	313.194	277.528	6.7	2.0	-11.4
Unleaded regular gasoline.....	05	7104		272.707	251.208	270.169	281.262	247.161	7.5	4.1	-12.1
Unleaded mid-premium gasoline.....	05	7105	12/87	471.864	428.381	462.010	483.647	411.645	7.9	4.7	-14.9
Kerosene and jet fuels.....	05	72		-	-	-	-	-	-	-	-
Kerosene.....	05	7202		-	-	-	-	-	-	-	-
Jet fuel.....	05	7203		-	-	-	-	-	-	-	-
Light fuel oils.....	05	73		539.547	397.950	438.939	415.562	388.896	10.3	-5.3	-6.4
Home heating oil and distillates.....	05	7302		344.881	326.608	330.867	277.022	264.301	1.3	-16.3	-4.6
No. 2 diesel fuel.....	05	7303		579.247	419.854	466.049	444.463	415.490	11.0	-4.6	-6.5
Residual fuels (heavy fuel oils, incl. #5, #6, & other residual fuels).....	05	74		-	-	-	-	-	-	-	-
Residual fuels (heavy fuel oils, incl. #5, #6, & other residual fuels).....	05	7407	06/85	-	-	-	-	-	-	-	-
Finished lubricants.....				-	-	-	-	-	-	-	-
Lubricating and similar oils.....	05	7604	06/85	-	-	-	-	-	-	-	-
Lubricating oil base stocks.....			06/09	-	-	-	-	-	-	-	-
Lubricating oil base stocks.....			06/09	-	-	-	-	-	-	-	-
Asphalt and other petroleum and coal products, n.e.c.....	05	8	12/84	542.017	487.236	466.491	449.647	433.304	-4.3	-3.6	-3.6
Asphalt and other petroleum and coal products, n.e.c.....	05	81	12/84	542.017	487.236	466.491	449.647	433.304	-4.3	-3.6	-3.6
Asphalt.....	05	8102	06/85	320.030	219.165	225.575	218.923	226.314	2.9	-2.9	3.4
Other petroleum and coal products, including coke oven products, n.e.c.....			12/84	-	-	-	-	-	-	-	-
Industrial chemicals.....	06	1		337.742	335.793	335.961	329.784	329.886	0.1	-1.8	0.0
Basic inorganic chemicals.....	06	13		-	-	-	-	-	-	-	-
Inorganic chemicals, other than alkalis and chlorine.....	06	1302		-	-	-	-	-	-	-	-
Alkalis and chlorine, including natural sodium carbonate and sulfate.....	06	1303		-	-	-	-	-	-	-	-
Basic organic chemicals.....	06	14		330.730	328.422	327.208	319.743	319.910	-0.4	-2.3	0.1
Primary basic organic chemicals.....				-	-	-	-	-	-	-	-
Cyclic intermediate chemicals and dyes.....				-	-	-	-	-	-	-	-
Other basic organics.....	06	1403		324.320	322.933	319.322	315.184	307.706	-1.1	-1.3	-2.4
Paints and allied products.....	06	2		-	-	-	-	-	-	-	-
Prepared paint.....	06	21		-	-	-	-	-	-	-	-
Architectural coatings.....	06	2101		-	-	-	-	-	-	-	-
OEM finishes excluding marine coatings.....			06/83	-	-	-	-	-	-	-	-
Special purpose coatings, incl. marine, industrial & construction coatings.....	06	2103	06/83	-	-	-	-	-	-	-	-
Paint materials.....	06	22		-	-	-	-	-	-	-	-
Paint colors.....				-	-	-	-	-	-	-	-
Kaolin and ball clay.....	06	2204		-	-	-	-	-	-	-	-
Allied and miscellaneous paint products.....	06	23	06/83	-	-	-	-	-	-	-	-
Allied and miscellaneous paint products.....	06	2301	06/83	-	-	-	-	-	-	-	-
Drugs and pharmaceuticals.....	06	3		650.525	649.052	654.904	658.077	658.648	0.9	0.5	0.1
Medicinal and botanical chemicals, drugs, and other products.....	06	31		-	-	-	-	-	-	-	-
Medicinal and botanical chemicals, drugs, and other products.....			06/82	-	-	-	-	-	-	-	-
Veterinary pharmaceutical preparations.....				-	-	-	-	-	-	-	-
Pharmaceuticals for veterinary use.....			12/87	-	-	-	-	-	-	-	-
Biological products, including diagnostics.....	06	37		315.139	314.756	318.318	320.715	321.353	1.1	0.8	0.2
Biological products, excluding diagnostic, for veterinary, industrial, and all other misc. uses.....	06	3717	12/04	-	-	-	-	-	-	-	-
Diagnostics.....			06/09	-	-	-	-	-	-	-	-
Biological products, excluding diagnostic, for human use.....	06	3719	06/09	154.178	154.417	152.354	152.446	152.662	-1.3	0.1	0.1
Pharmaceutical preparations.....	06	38	06/01	284.546	283.793	285.695	286.999	287.085	0.7	0.5	0.0
Pharmaceuticals affecting neoplasms, the endocrine system, & metabolic diseases.....	06	3801	06/01	312.550	312.974	312.015	311.883	312.368	-0.3	0.0	0.2
Pharmaceuticals acting on the central nervous system and the sense organs.....	06	3802	06/01	332.260	332.728	334.872	339.385	338.791	0.6	1.3	-0.2
Pharmaceuticals acting on the cardiovascular system.....	06	3803	06/01	427.986	428.910	440.335	442.113	443.375	2.7	0.4	0.3
Pharmaceuticals acting on the respiratory system.....	06	3804	06/01	233.863	228.358	228.776	228.853	229.303	0.2	0.0	0.2
Pharmaceuticals acting on the digestive or the genito-urinary systems.....			06/01	-	-	-	-	-	-	-	-
Pharmaceuticals acting on the skin.....			06/01	-	-	-	-	-	-	-	-

See footnotes at end of table.

Table 8. Producer price indexes and percentage changes for selected commodity and service groupings and individual items, seasonally adjusted — Continued
 [March 2023, Index base 1982=100, unless otherwise indicated]

Title	Commodity code		Other index base	Seasonally adjusted index ¹					Seasonally adjusted 1-month percent change ¹		
	Group code	Item code		Nov. 2022	Dec. 2022 ^P	Jan. 2023 ^P	Feb. 2023 ^P	Mar. 2023 ^P	Dec. to Jan. ^P	Jan. to Feb. ^P	Feb. to Mar. ^P
Vitamin, nutrient, and hematinic preparations.....			06/01	-	-	-	-	-	-	-	-
Pharmaceuticals affecting parasitic and infective diseases.....	06	3808	06/01	-	-	-	-	-	-	-	-
Fats and oils, inedible.....	06	4		-	-	-	-	-	-	-	-
Fats and oils, inedible.....	06	41		-	-	-	-	-	-	-	-
Fats and oils, inedible.....	06	4101		-	-	-	-	-	-	-	-
Agricultural chemicals and chemical products.....	06	5		373.315	360.581	355.112	342.976	332.360	-1.5	-3.4	-3.1
Mixed fertilizers.....	06	51		-	-	-	-	-	-	-	-
Mixed fertilizers.....	06	5105	06/86	-	-	-	-	-	-	-	-
Fertilizer materials.....	06	52		465.200	435.869	409.504	376.987	356.415	-6.0	-7.9	-5.5
Nitrogenates.....	06	5201		592.352	577.951	517.805	455.239	428.863	-10.4	-12.1	-5.8
Phosphates.....	06	5202		372.891	335.357	334.507	325.796	309.315	-0.3	-2.6	-5.1
Other agricultural chemicals.....	06	53		-	-	-	-	-	-	-	-
Other agricultural chemicals.....	06	5301		-	-	-	-	-	-	-	-
Plastic resins and materials.....	06	6		282.827	283.882	281.596	285.476	286.811	-0.8	1.4	0.5
Thermoplastic resins and plastics materials.....	06	62		281.998	283.217	280.543	285.521	286.769	-0.9	1.8	0.4
Thermoplastic resins and plastics materials.....	06	6212	12/03	195.959	196.806	194.949	198.408	199.274	-0.9	1.8	0.4
Thermosetting resins and plastics materials.....	06	63		-	-	-	-	-	-	-	-
Thermosetting resins and plastics materials.....			12/98	-	-	-	-	-	-	-	-
Other chemicals and allied products.....	06	7		-	-	-	-	-	-	-	-
Soaps and detergents.....				-	-	-	-	-	-	-	-
Soaps and other detergents.....			06/83	-	-	-	-	-	-	-	-
Polish and other sanitation goods.....			06/83	-	-	-	-	-	-	-	-
Polish and other sanitation goods.....			06/83	-	-	-	-	-	-	-	-
Cosmetics and other toilet preparations.....	06	75		-	-	-	-	-	-	-	-
Shaving preparations.....	06	7502		-	-	-	-	-	-	-	-
Perfumes, toilet waters, and colognes.....	06	7503		-	-	-	-	-	-	-	-
Hair preparations (including shampoos).....	06	7504		-	-	-	-	-	-	-	-
Toothpastes, denture cleaners, and mouthwashes.....				-	-	-	-	-	-	-	-
Creams, lotions, and oils, excluding shaving, hair, and deodorant.....			06/99	-	-	-	-	-	-	-	-
Other cosmetics and toilet preparations.....			06/99	-	-	-	-	-	-	-	-
Misc. chemical prod. and preparations.....	06	79		-	-	-	-	-	-	-	-
Explosives and blasting accessories.....	06	7902		280.032	278.622	275.262	284.573	281.756	-1.2	3.4	-1.0
Industrial gases.....				-	-	-	-	-	-	-	-
Adhesives and sealants.....	06	7904	12/83	-	-	-	-	-	-	-	-
Surface active agents.....			12/83	-	-	-	-	-	-	-	-
Gum and wood chemicals, including wood distillation products.....			06/84	-	-	-	-	-	-	-	-
Other miscellaneous chemical products.....	06	7909		-	-	-	-	-	-	-	-
Rubber and rubber products.....	07	1		-	-	-	-	-	-	-	-
Synthetic rubber, inc. styrene-butadiene rubber (SBR) and ethylene propylene.....	07	11		-	-	-	-	-	-	-	-
Synthetic rubber.....	07	1102		-	-	-	-	-	-	-	-
Tires, tubes, tread, & repair materials.....	07	12		-	-	-	-	-	-	-	-
Tires.....				-	-	-	-	-	-	-	-
Tread rubber, tire sundries, and repair materials.....				-	-	-	-	-	-	-	-
Miscellaneous rubber products.....	07	13		-	-	-	-	-	-	-	-
Rubber and plastics footwear, including athletic footwear.....	07	1301		-	-	-	-	-	-	-	-
Rubber and plastic belts and belting.....	07	1303		349.074	349.633	351.635	352.498	353.932	0.6	0.2	0.4
Rubber and plastics hose.....	07	1304		-	-	-	-	-	-	-	-
Miscellaneous rubber products, n.e.c.....	07	1306	06/83	-	-	-	-	-	-	-	-
Plastic products.....	07	2		-	-	-	-	-	-	-	-
Plastic construction products.....	07	21		-	-	-	-	-	-	-	-
Plastics construction products.....	07	2106		-	-	-	-	-	-	-	-
Unsupported plastic film, sheet and other shapes.....	07	22		-	-	-	-	-	-	-	-
Unsupported plastics film, sheet, and other shapes.....	07	2205	12/82	-	-	-	-	-	-	-	-
Laminated plastic sheets, rods, and tubes.....	07	23		-	-	-	-	-	-	-	-
Laminated plastics plates, sheet (except packaging), and shapes.....	07	2304		-	-	-	-	-	-	-	-
Parts for manufacturing from plastics.....				-	-	-	-	-	-	-	-
Parts for transportation equipment.....				-	-	-	-	-	-	-	-
Other parts and components for manufacturing.....				-	-	-	-	-	-	-	-
Foam components for furniture.....	07	2603	12/82	-	-	-	-	-	-	-	-
Other plastic products.....			12/82	-	-	-	-	-	-	-	-
Other plastics products.....			12/82	-	-	-	-	-	-	-	-
Plastic packaging products.....			12/06	-	-	-	-	-	-	-	-
Plastics packaging products.....			12/06	-	-	-	-	-	-	-	-
Consumer, institutional, and commercial products, n.e.c.....			12/06	-	-	-	-	-	-	-	-
All other consumer, institutional, and commercial products.....			12/06	-	-	-	-	-	-	-	-

See footnotes at end of table.

Table 8. Producer price indexes and percentage changes for selected commodity and service groupings and individual items, seasonally adjusted — Continued
 [March 2023, Index base 1982=100, unless otherwise indicated]

Title	Commodity code		Other index base	Seasonally adjusted index ¹					Seasonally adjusted 1-month percent change ¹		
	Group code	Item code		Nov. 2022	Dec. 2022 ^P	Jan. 2023 ^P	Feb. 2023 ^P	Mar. 2023 ^P	Dec. to Jan. ^P	Jan. to Feb. ^P	Feb. to Mar. ^P
Recyclable plastics.....	07	2C	12/11	87.706	87.871	90.049	89.070	89.309	2.5	-1.1	0.3
Recyclable plastics.....	07	2C01	12/11	87.706	87.871	90.049	89.070	89.309	2.5	-1.1	0.3
Lumber.....	08	1		287.013	269.603	259.942	256.723	248.941	-3.6	-1.2	-3.0
Softwood lumber.....	08	11		316.217	290.987	262.326	259.765	249.355	-9.8	-1.0	-4.0
Softwood cut stock and dimension.....	08	1105		299.692	283.720	264.446	265.351	263.040	-6.8	0.3	-0.9
Softwood lumber, not edge worked.....	08	1106	12/03	163.802	149.737	133.644	132.097	126.564	-10.7	-1.2	-4.2
Softwood lumber, made from purchased lumber.....	08	1107	12/03	279.936	263.059	257.748	257.270	244.977	-2.0	-0.2	-4.8
Hardwood lumber.....	08	12		-	-	-	-	-	-	-	-
Hardwood cut stock and dimension.....	08	1203		-	-	-	-	-	-	-	-
Hardwood flooring.....	08		06/84	-	-	-	-	-	-	-	-
Hardwood lumber, not edge worked.....	08	1205	12/03	-	-	-	-	-	-	-	-
Millwork.....	08	2		366.474	364.656	363.438	363.247	360.822	-0.3	-0.1	-0.7
General millwork.....	08	21		334.482	334.620	334.159	337.904	336.082	-0.1	1.1	-0.5
General millwork.....	08	2101		334.482	334.620	334.159	337.904	336.082	-0.1	1.1	-0.5
Prefabricated structural members.....	08	22		-	-	-	-	-	-	-	-
Prefabricated structural members.....	08	2201		-	-	-	-	-	-	-	-
Plywood.....	08	3		-	-	-	-	-	-	-	-
Softwood veneer and plywood.....	08	31		-	-	-	-	-	-	-	-
Softwood veneer and plywood.....	08			-	-	-	-	-	-	-	-
Hardwood veneer and plywood.....	08		12/05	-	-	-	-	-	-	-	-
Hardwood veneer and plywood.....	08		12/05	-	-	-	-	-	-	-	-
Other wood products.....	08	4		224.006	223.501	221.844	219.216	216.959	-0.7	-1.2	-1.0
Wood pallets and pallet containers, wood and metal combination.....	08	41		-	-	-	-	-	-	-	-
Wood pallets and pallet containers.....	08	4101		-	-	-	-	-	-	-	-
Wood boxes.....	08	42		-	-	-	-	-	-	-	-
Wood boxes.....	08	4201		-	-	-	-	-	-	-	-
Miscellaneous wood products.....	08	49		145.262	145.326	143.784	143.934	142.024	-1.1	0.1	-1.3
Wood ties, siding, shingles, and shakes, and contract sawing of logs owned by others.....	08		12/03	-	-	-	-	-	-	-	-
Sawn wood fence stock, wood lath, and contract resawing and planing.....	08		12/03	-	-	-	-	-	-	-	-
All other miscellaneous wood products.....	08	4909	06/84	226.772	226.690	223.599	223.877	220.135	-1.4	0.1	-1.7
Logs, bolts, timber, pulpwood and wood chips.....	08	5		-	-	-	-	-	-	-	-
Logs, bolts, timber, pulpwood and wood chips.....	08	51		-	-	-	-	-	-	-	-
Logs, bolts, timber, pulpwood and wood chips.....	08	5105	12/11	-	-	-	-	-	-	-	-
Prefabricated wood buildings & components.....	08	6	12/84	391.979	390.592	379.418	376.794	374.406	-2.9	-0.7	-0.6
Prefabricated wood buildings & components.....	08	61	12/84	391.979	390.592	379.418	376.794	374.406	-2.9	-0.7	-0.6
Prefabricated wood buildings and components.....	08	6101	12/84	391.979	390.592	379.418	376.794	374.406	-2.9	-0.7	-0.6
Treated wood and contract wood preserving.....	08	7	06/85	-	-	-	-	-	-	-	-
Treated wood and contract wood preserving.....	08	71	06/85	-	-	-	-	-	-	-	-
Treated wood.....	08	7101	06/85	-	-	-	-	-	-	-	-
Contract wood preservation.....	08	7102	06/85	-	-	-	-	-	-	-	-
Pulp, paper, and prod., ex. bldg. paper.....	09	1		-	-	-	-	-	-	-	-
Wood pulp.....	09	11		-	-	-	-	-	-	-	-
Wood pulp.....	09	1105	06/06	-	-	-	-	-	-	-	-
Recyclable paper.....	09	12		-	-	-	-	-	-	-	-
News and other low grade recyclable paper.....	09	1201		-	-	-	-	-	-	-	-
Corrugated recyclable paper.....	09	1203		-	-	-	-	-	-	-	-
High grade recyclable paper (including pulp substitutes and deinking).....	09	1207	12/86	-	-	-	-	-	-	-	-
Paper.....	09	13		-	-	-	-	-	-	-	-
Writing and printing papers.....	09	1301		-	-	-	-	-	-	-	-
Newsprint.....	09			-	-	-	-	-	-	-	-
Packaging and industrial converting paper.....	09	1303		-	-	-	-	-	-	-	-
All other coated and processed papers.....	09		12/82	-	-	-	-	-	-	-	-
Paperboard.....	09	14		-	-	-	-	-	-	-	-
Corrugated paperboard in sheets and rolls, lined and unlined.....	09	1405		-	-	-	-	-	-	-	-
Paperboard, excluding corrugated paperboard in sheets and rolls.....	09	1411	12/82	-	-	-	-	-	-	-	-
Converted paper and paperboard products.....	09	15		-	-	-	-	-	-	-	-
Sanitary paper products, including stock.....	09	1501		-	-	-	-	-	-	-	-
Paper, plastic, and foil bags.....	09	1502		-	-	-	-	-	-	-	-
Paper boxes and containers.....	09	1503		-	-	-	-	-	-	-	-
Other corrugated and solid fiber products, including containers, pallets, pads, etc.....	09	1504		-	-	-	-	-	-	-	-
Office supplies and accessories.....	09	1506		-	-	-	-	-	-	-	-
Fiber cans, tubes, and similar fiber products.....	09	1507		-	-	-	-	-	-	-	-
Molded pulp goods, including egg cartons, florists pots, food trays, etc.....	09		06/85	-	-	-	-	-	-	-	-
Miscellaneous converted paper and paperboard products.....	09	1509	12/84	-	-	-	-	-	-	-	-

See footnotes at end of table.

Table 8. Producer price indexes and percentage changes for selected commodity and service groupings and individual items, seasonally adjusted — Continued
 [March 2023, Index base 1982=100, unless otherwise indicated]

Title	Commodity code		Other index base	Seasonally adjusted index ¹					Seasonally adjusted 1-month percent change ¹		
	Group code	Item code		Nov. 2022	Dec. 2022 ^P	Jan. 2023 ^P	Feb. 2023 ^P	Mar. 2023 ^P	Dec. to Jan. ^P	Jan. to Feb. ^P	Feb. to Mar. ^P
Pressure-sensitive products.....			12/82	-	-	-	-	-	-	-	-
Pressure-sensitive products.....			12/82	-	-	-	-	-	-	-	-
Building paper & building board mill prods.....	09	2		-	-	-	-	-	-	-	-
Hardboard, particleboard & fiberboard prods.....	09	22		-	-	-	-	-	-	-	-
Particleboard and fiberboard.....				-	-	-	-	-	-	-	-
Hardboard products.....			06/84	-	-	-	-	-	-	-	-
Publications, printed matter and printing material.....			06/09	-	-	-	-	-	-	-	-
Books printing.....	09	44	12/83	-	-	-	-	-	-	-	-
Books printing.....	09	4401	12/83	-	-	-	-	-	-	-	-
Manifold business forms printing.....			12/83	-	-	-	-	-	-	-	-
Manifold business forms printing.....			12/83	-	-	-	-	-	-	-	-
Commercial printing.....	09	47	06/82	-	-	-	-	-	-	-	-
Magazine and periodical printing.....	09	4701	06/82	-	-	-	-	-	-	-	-
Label and wrapper printing for packaging.....			06/82	-	-	-	-	-	-	-	-
Catalog and directory printing.....	09	4703	06/82	-	-	-	-	-	-	-	-
Advertising printing.....	09	4705	06/82	-	-	-	-	-	-	-	-
Other general job printing.....	09	4706	06/82	-	-	-	-	-	-	-	-
Other commercial printing, incl. screen, engraving, digital, & general job exc. labels/wrappers.....			12/88	-	-	-	-	-	-	-	-
Blankbooks, binders, and bookbinding work.....	09	48	06/85	-	-	-	-	-	-	-	-
Tradebinding and related work.....	09	4802	12/85	-	-	-	-	-	-	-	-
Services for the printing trade.....	09	49	06/85	-	-	-	-	-	-	-	-
Prepress services, including platemaking.....	09	4905	12/03	-	-	-	-	-	-	-	-
Iron and steel.....	10	1		337.069	323.613	322.753	337.017	337.140	-0.3	4.4	0.0
Iron ores.....	10	11		-	-	-	-	-	-	-	-
Iron ores.....	10	1105	12/97	-	-	-	-	-	-	-	-
Iron and steel scrap.....	10	12		551.790	514.445	521.172	579.465	603.368	1.3	11.2	4.1
Carbon steel scrap.....	10	1211	12/86	505.168	468.573	471.025	530.158	560.738	0.5	12.6	5.8
Stainless and other alloy steel scrap.....	10	1212	12/86	-	-	-	-	-	-	-	-
Cast iron scrap.....	10	1213	12/86	332.390	303.394	309.725	326.859	323.350	2.1	5.5	-1.1
Other ferrous scrap.....	10	1215	06/06	-	-	-	-	-	-	-	-
Foundry and forge shop products.....	10	15		-	-	-	-	-	-	-	-
Pressure and soil pipe & fittings, cast iron.....	10	1502		-	-	-	-	-	-	-	-
Other gray and ductile iron castings.....	10	1504		-	-	-	-	-	-	-	-
Steel investment castings.....	10	1506		-	-	-	-	-	-	-	-
Carbon steel castings, except investment.....	10	1507		-	-	-	-	-	-	-	-
High alloy steel castings, excluding investment.....	10	1508		-	-	-	-	-	-	-	-
Other alloy steel castings, except investment.....	10	1509		-	-	-	-	-	-	-	-
Other forge shop products.....	10	1513	06/82	-	-	-	-	-	-	-	-
Steel mill products.....	10	17		-	-	-	-	-	-	-	-
Semifinished steel mill products.....	10	1702	06/82	461.638	443.825	446.459	453.444	468.014	0.6	1.6	3.2
Hot rolled steel bars, plates, and structural shapes.....	10	1704	06/82	315.432	311.606	297.984	295.139	290.035	-4.4	-1.0	-1.7
Steel wire.....	10	1705	06/82	-	-	-	-	-	-	-	-
Steel pipe and tube.....	10	1706	06/82	-	-	-	-	-	-	-	-
Cold rolled steel sheet and strip.....	10	1707	06/82	-	-	-	-	-	-	-	-
Cold finished steel bars and bar shapes.....	10	1708	06/82	-	-	-	-	-	-	-	-
Electrometallurgical ferroalloy products.....	10	1712	12/17	174.807	168.114	154.109	142.321	140.139	-8.3	-7.6	-1.5
Nonferrous metals.....	10	2		326.811	328.955	336.780	335.623	335.865	2.4	-0.3	0.1
Nonferrous metal ores.....			12/83	-	-	-	-	-	-	-	-
Primary nonferrous metals.....	10	22		-	-	-	-	-	-	-	-
Primary nonferrous metals.....				-	-	-	-	-	-	-	-
Nonferrous scrap.....	10	23		475.641	481.807	481.009	465.487	459.726	-0.2	-3.2	-1.2
Copper base scrap.....	10	2301		-	-	-	-	-	-	-	-
Aluminum base scrap.....	10	2302		238.141	252.234	252.154	248.011	247.172	0.0	-1.6	-0.3
Other nonferrous scrap (including lead, zinc and precious metals).....	10	2303		-	-	-	-	-	-	-	-
Secondary nonferrous metals.....	10	24		-	-	-	-	-	-	-	-
Secondary aluminum.....	10	2402		-	-	-	-	-	-	-	-
Secondary copper, alloyed and unalloyed.....	10	2403		-	-	-	-	-	-	-	-
Secondary precious metals.....				-	-	-	-	-	-	-	-
All other miscellaneous secondary nonferrous metals, including lead and zinc.....			06/11	-	-	-	-	-	-	-	-
Nonferrous mill shapes.....	10	25		-	-	-	-	-	-	-	-
Aluminum mill shapes.....				-	-	-	-	-	-	-	-
Copper and brass mill shapes.....	10	2502		-	-	-	-	-	-	-	-
Nickel and nickel-base alloy mill shapes.....	10	2504		-	-	-	-	-	-	-	-
Titanium and titanium-base alloy mill shapes.....				-	-	-	-	-	-	-	-
Other nonferrous mill shapes.....				-	-	-	-	-	-	-	-

See footnotes at end of table.

Table 8. Producer price indexes and percentage changes for selected commodity and service groupings and individual items, seasonally adjusted — Continued
 [March 2023, Index base 1982=100, unless otherwise indicated]

Title	Commodity code		Other index base	Seasonally adjusted index ¹					Seasonally adjusted 1-month percent change ¹		
	Group code	Item code		Nov. 2022	Dec. 2022 ^P	Jan. 2023 ^P	Feb. 2023 ^P	Mar. 2023 ^P	Dec. to Jan. ^P	Jan. to Feb. ^P	Feb. to Mar. ^P
Nonferrous wire and cable.....	10	26		-	-	-	-	-	-	-	-
Nonferrous wire and cable.....			12/82	-	-	-	-	-	-	-	-
Nonferrous forge shop products.....	10	27	12/83	203.871	204.915	203.469	210.411	211.038	-0.7	3.4	0.3
Nonferrous forge shop products.....	10	2701	12/83	203.871	204.915	203.469	210.411	211.038	-0.7	3.4	0.3
Nonferrous foundry shop products.....	10	28		272.664	273.714	272.791	274.878	274.020	-0.3	0.8	-0.3
Aluminum castings.....	10	2802		233.664	233.844	231.529	232.994	232.474	-1.0	0.6	-0.2
Castings, nonferrous (except aluminum).....			12/11	-	-	-	-	-	-	-	-
Metal containers.....	10	3		-	-	-	-	-	-	-	-
Metal cans and can components.....	10	31		-	-	-	-	-	-	-	-
Steel cans and tinware end products.....	10	3102		-	-	-	-	-	-	-	-
Aluminum cans and can components.....	10	3103		-	-	-	-	-	-	-	-
Barrels, drums, pails and other metal containers.....	10	32		-	-	-	-	-	-	-	-
Barrels, drums, pails and other metal containers.....	10	3201		-	-	-	-	-	-	-	-
Hardware.....	10	4		-	-	-	-	-	-	-	-
Hardware, n.e.c.....	10	41		-	-	-	-	-	-	-	-
Builders' hardware.....	10	4101		-	-	-	-	-	-	-	-
Transportation equipment hardware.....				-	-	-	-	-	-	-	-
Furniture hardware.....				-	-	-	-	-	-	-	-
Other miscellaneous hardware.....			06/85	-	-	-	-	-	-	-	-
Hand and edge tools.....	10	42		-	-	-	-	-	-	-	-
Hand and edge tools.....	10	4201		-	-	-	-	-	-	-	-
Plumbing fixtures and fittings.....	10	5		334.150	333.623	334.451	331.608	332.895	0.2	-0.9	0.4
Plumbing fixture fittings and trim.....	10	54		393.694	392.850	394.519	388.328	389.582	0.4	-1.6	0.3
Plumbing fixtures, fittings, and trim.....	10	5402		393.286	392.472	395.270	388.296	389.318	0.7	-1.8	0.3
Enameled iron & metal sanitary ware.....	10	56	12/86	-	-	-	-	-	-	-	-
Enameled iron and metal sanitary ware.....	10	5601	12/86	-	-	-	-	-	-	-	-
Heating equipment.....	10	6		-	-	-	-	-	-	-	-
Steam and hot water equipment.....	10	61		-	-	-	-	-	-	-	-
Steam and hot water equipment.....	10	6101		-	-	-	-	-	-	-	-
Furnaces and heaters, including parts.....	10	62		-	-	-	-	-	-	-	-
Furnaces and heaters, including parts.....	10	6201		-	-	-	-	-	-	-	-
Other heating equipment, non-electric, including parts.....	10	63		352.850	356.035	358.742	362.584	364.701	0.8	1.1	0.6
Other heating equipment, non-electric, including parts.....	10	6301		352.850	356.035	358.742	362.584	364.701	0.8	1.1	0.6
Domestic heating stoves.....	10	64		-	-	-	-	-	-	-	-
Domestic heating stoves.....	10	6401		-	-	-	-	-	-	-	-
Domestic water heaters.....	10	66		-	-	-	-	-	-	-	-
Domestic water heaters.....	10	6601		-	-	-	-	-	-	-	-
Fabricated structural metal products.....	10	7		365.273	365.266	366.504	365.949	368.707	0.3	-0.2	0.8
Metal doors, sash, and trim.....	10	71		-	-	-	-	-	-	-	-
Metal doors and frames (except storm).....	10	7102	06/83	-	-	-	-	-	-	-	-
Metal windows (except storm sash).....			06/83	-	-	-	-	-	-	-	-
Metal molding and trim and store fronts.....			06/83	-	-	-	-	-	-	-	-
Metal combination screen, storm sash, and storm doors.....			06/83	-	-	-	-	-	-	-	-
Metal window and door screens (except combination screens) and metal weather strip.....			05/16	-	-	-	-	-	-	-	-
Metal tanks.....	10	72		-	-	-	-	-	-	-	-
Metal tanks.....	10	7201		-	-	-	-	-	-	-	-
Sheet metal products.....	10	73		-	-	-	-	-	-	-	-
Sheet metal products.....	10	7301		-	-	-	-	-	-	-	-
Structural, architectural, and pre-engineered metal products.....	10	74		364.367	363.988	366.885	366.858	371.562	0.8	0.0	1.3
Fabricated structural metal.....	10	7405		367.819	369.880	370.039	370.545	377.380	0.0	0.1	1.8
Custom roll form products.....	10	7407		-	-	-	-	-	-	-	-
Ornamental and architectural metal work.....			12/83	-	-	-	-	-	-	-	-
Fabricated metal pipe, tube, and fittings.....			12/11	-	-	-	-	-	-	-	-
Heat exchangers and steam condensers.....				-	-	-	-	-	-	-	-
Heat exchangers and steam condensers.....	10	7501		-	-	-	-	-	-	-	-
Fabricated steel plate.....	10	76		-	-	-	-	-	-	-	-
Fabricated steel plate.....	10	7601		-	-	-	-	-	-	-	-
Prefabricated metal buildings.....	10	79		-	-	-	-	-	-	-	-
Prefabricated metal building systems (excl. farm service bldgs, residential bldgs, and parts).....	10	7901		-	-	-	-	-	-	-	-
Farm service buildings and other prefabricated and portable buildings, steel and aluminum.....	10	7902		-	-	-	-	-	-	-	-
Panels, parts, and sections for prefabricated buildings, steel and aluminum.....				-	-	-	-	-	-	-	-
Miscellaneous metal products.....	10	8		-	-	-	-	-	-	-	-
Bolts, nuts, screws, rivets, and washers.....	10	81		-	-	-	-	-	-	-	-

See footnotes at end of table.

Table 8. Producer price indexes and percentage changes for selected commodity and service groupings and individual items, seasonally adjusted — Continued
 [March 2023, Index base 1982=100, unless otherwise indicated]

Title	Commodity code		Other index base	Seasonally adjusted index ¹					Seasonally adjusted 1-month percent change ¹		
	Group code	Item code		Nov. 2022	Dec. 2022 ^P	Jan. 2023 ^P	Feb. 2023 ^P	Mar. 2023 ^P	Dec. to Jan. ^P	Jan. to Feb. ^P	Feb. to Mar. ^P
Externally threaded fasteners, except aircraft types.....			06/82	-	-	-	-	-	-	-	-
Internally threaded fasteners, except aircraft types.....			06/82	-	-	-	-	-	-	-	-
Nonthreaded metal fasteners, except aircraft types.....			06/82	-	-	-	-	-	-	-	-
Aircraft fasteners, except plastics (including aerospace).....			06/82	-	-	-	-	-	-	-	-
Formed products, except fasteners, made by cold-, warm-, or hot-heading processes.....			06/82	-	-	-	-	-	-	-	-
Lighting fixtures.....	10	83		-	-	-	-	-	-	-	-
Residential electric lighting fixtures, except portable.....				-	-	-	-	-	-	-	-
Commercial, institutional and industrial electric lighting fixtures.....	10	8303		-	-	-	-	-	-	-	-
Other lighting equipment.....	10	8305		-	-	-	-	-	-	-	-
Ammunition, except for small arms.....			12/85	-	-	-	-	-	-	-	-
Ammunition, except for small arms.....			12/85	-	-	-	-	-	-	-	-
Ordnance and ordnance accessories, n.e.c.....			12/85	-	-	-	-	-	-	-	-
Ordnance and ordnance accessories, n.e.c.....			12/85	-	-	-	-	-	-	-	-
Fabricated ferrous wire products.....	10	88	06/82	-	-	-	-	-	-	-	-
Ferrous wire rope, cable, forms and strand.....			06/82	-	-	-	-	-	-	-	-
Ferrous wire cloth, other woven wire products.....	10	8807	06/82	-	-	-	-	-	-	-	-
Other fabricated ferrous wire products.....	10	8809	06/82	-	-	-	-	-	-	-	-
Steel nails, staples, tacks, spikes and brads.....			06/09	-	-	-	-	-	-	-	-
Other miscellaneous metal products.....	10	89		-	-	-	-	-	-	-	-
Wire springs.....				-	-	-	-	-	-	-	-
Other metal products.....	10	8905		-	-	-	-	-	-	-	-
Metal stampings n.e.c.....			06/84	-	-	-	-	-	-	-	-
Metal foil and leaf.....			12/84	-	-	-	-	-	-	-	-
Heavy gauge springs.....	10	8909	06/04	-	-	-	-	-	-	-	-
Agricultural machinery and equipment.....	11	1		313.199	313.490	314.310	313.432	314.370	0.3	-0.3	0.3
Agricultural machinery and equipment.....	11	14	12/02	196.062	196.251	196.734	196.190	196.827	0.2	-0.3	0.3
Commercial turf and grounds care equipment, including parts and attachments.....	11	1401	12/02	-	-	-	-	-	-	-	-
Farm plows, harrows, rollers, pulverizers, etc., and attachments.....			12/02	-	-	-	-	-	-	-	-
Farm dairy equipment, sprayers and dusters, farm blowers, and attachments.....			12/02	-	-	-	-	-	-	-	-
Planting, seeding, and fertilizing machinery and attachments.....	11	1405	12/02	-	-	-	-	-	-	-	-
Harvesting machinery (except hay and straw) and attachments.....	11	1406	12/82	-	-	-	-	-	-	-	-
Haying machinery and attachments.....	11	1407	12/82	314.482	313.953	312.578	313.342	314.171	-0.4	0.2	0.3
All other farm machinery and equipment, excluding parts, including attachments.....			12/02	-	-	-	-	-	-	-	-
Parts for farm machinery, for sale separately.....			12/02	-	-	-	-	-	-	-	-
Construction machinery and equipment.....	11	2		-	-	-	-	-	-	-	-
Tractors and attachments, ex. parts.....			12/99	-	-	-	-	-	-	-	-
Construction machinery for mounting (excluding parts, winches, snow clearing attachments).....			12/99	-	-	-	-	-	-	-	-
Tractor shovel loaders (skid steer, wheel, crawler, and integral design backhoes).....	11	2A04		-	-	-	-	-	-	-	-
Construction wheel and crawler tractors, dozers, self-propelled log skidders, etc.....			12/03	-	-	-	-	-	-	-	-
Power cranes, draglines, & shovels (excavators) (incl. surface mining equipment) (excl. parts).....	11	2B	12/99	-	-	-	-	-	-	-	-
Power cranes, draglines, & shovels (excavators) (incl. surface mining equip.) (excluding parts).....	11	2B05	12/99	-	-	-	-	-	-	-	-
Mixers, pavers, and related equipment (excluding parts).....	11	2C		-	-	-	-	-	-	-	-
Mixers, pavers, and related equipment (excluding parts).....	11	2C01		-	-	-	-	-	-	-	-
Off-highway, equipment, ex. parts.....			12/99	-	-	-	-	-	-	-	-
Off-highway trucks, haulers, truck-type tractor chassis, trailers, etc. (excluding parts).....	11	2D02	12/03	-	-	-	-	-	-	-	-
Graders, rollers & compactors, rough-terrain forklifts, scrapers, trenchers, etc. (excl. parts).....			12/03	-	-	-	-	-	-	-	-
Misc. construction machinery and equipment.....	11	2J	12/05	-	-	-	-	-	-	-	-
Winches, aerial work platforms, and automotive wrecker hoists, including parts and attachments.....			12/05	-	-	-	-	-	-	-	-
Other construction machinery and equipment (excluding parts).....	11	2J03	12/03	-	-	-	-	-	-	-	-
Parts for construction machinery and equipment, sold separately.....			12/99	-	-	-	-	-	-	-	-
Parts for construction machinery and equipment, sold separately.....			12/99	-	-	-	-	-	-	-	-
Metalworking machinery and equipment.....	11	3		232.740	233.861	235.268	235.363	236.294	0.6	0.0	0.4
Power-driven handtools, including parts and attachments.....	11	32		222.904	223.315	221.186	222.070	222.908	-1.0	0.4	0.4
Power-driven handtools, including parts and attachments.....	11	3211	12/04	151.807	152.001	150.626	151.275	151.849	-0.9	0.4	0.4
Welding machines and equipment.....	11	33		387.968	388.619	390.893	390.927	391.202	0.6	0.0	0.1
Arc welding machines, components, and accessories, excluding electrodes and stud welding equip.....	11	3301		419.080	420.070	420.411	420.419	423.128	0.1	0.0	0.6
Resistance welders, components, accessories, and electrodes.....				-	-	-	-	-	-	-	-
Gas welding and cutting equipment, parts, attachments, and accessories.....	11	3304		-	-	-	-	-	-	-	-

See footnotes at end of table.

Table 8. Producer price indexes and percentage changes for selected commodity and service groupings and individual items, seasonally adjusted — Continued
 [March 2023, Index base 1982=100, unless otherwise indicated]

Title	Commodity code		Other index base	Seasonally adjusted index ¹					Seasonally adjusted 1-month percent change ¹		
	Group code	Item code		Nov. 2022	Dec. 2022 ^P	Jan. 2023 ^P	Feb. 2023 ^P	Mar. 2023 ^P	Dec. to Jan. ^P	Jan. to Feb. ^P	Feb. to Mar. ^P
Other welding equipment, components, and accessories (excluding arc, resistance, and gas).....			12/00	-	-	-	-	-	-	-	-
Industrial process furnaces and ovens.....	11	34		-	-	-	-	-	-	-	-
Industrial process furnaces and ovens, except parts and attachments.....	11	3407	12/04	-	-	-	-	-	-	-	-
Parts and attachments for industrial process furnaces and ovens.....			06/11	-	-	-	-	-	-	-	-
Cutting tools and accessories.....	11	35		-	-	-	-	-	-	-	-
Small cutting tools.....	11	3501		-	-	-	-	-	-	-	-
Other machine tool attachments and accessories.....	11	3505	06/83	261.056	261.200	264.061	263.467	263.545	1.1	-0.2	0.0
Abrasive products.....	11	36		-	-	-	-	-	-	-	-
Nonmetallic sized grains, powders, and flour abrasives (incl. graded only)...				-	-	-	-	-	-	-	-
Nonmetallic abrasive products (including diamond abrasives).....	11	3603		-	-	-	-	-	-	-	-
Nonmetallic coated abrasive products and buffing wheels, polishing wheels, and laps.....	11	3605		-	-	-	-	-	-	-	-
Metal cutting machine tools.....	11	37		-	-	-	-	-	-	-	-
Other metal-cutting machine tools.....			12/09	-	-	-	-	-	-	-	-
Metal machining centers.....			12/09	-	-	-	-	-	-	-	-
Rebuilt metal-cutting machine tools and parts for metal-cutting machine tools.....			12/02	-	-	-	-	-	-	-	-
Metal forming machine tools.....	11	38		268.553	268.706	268.207	268.004	268.353	-0.2	-0.1	0.1
Metal-forming machine tools (except rebuilt and parts).....	11	3826	12/09	134.919	134.984	134.672	134.555	134.760	-0.2	-0.1	0.2
Rebuilt metal-forming machine tools and parts for metal-forming machine tools.....			12/02	-	-	-	-	-	-	-	-
Tools, dies, jigs, fixtures & ind. molds.....				-	-	-	-	-	-	-	-
Special tools, dies, jigs, and fixtures.....				-	-	-	-	-	-	-	-
Industrial molds and mold boxes.....				-	-	-	-	-	-	-	-
Metalworking machinery n. e. c.....			06/83	-	-	-	-	-	-	-	-
Other metalworking machinery.....	11	3A02	06/83	-	-	-	-	-	-	-	-
General purpose machinery and equipment.....	11	4		316.470	317.858	319.995	320.611	322.409	0.7	0.2	0.6
Pumps, compressors, and equipment.....	11	41		338.655	340.637	345.408	345.133	346.851	1.4	-0.1	0.5
Industrial pumps, except hydraulic fluid power pumps.....	11	4102		335.882	337.423	347.798	348.280	348.711	3.1	0.1	0.1
Parts and attachments for air and gas compressors and vacuum pumps.....	11	4107	06/84	-	-	-	-	-	-	-	-
Domestic water systems.....	11	4113	12/03	-	-	-	-	-	-	-	-
Air and gas compressors and vacuum pumps.....	11	4115	06/05	-	-	-	-	-	-	-	-
Other pumps, including parts and attachments.....	11	4119	12/83	-	-	-	-	-	-	-	-
Elevators, escalators, and other lifts.....	11	42		-	-	-	-	-	-	-	-
Elevators and moving stairways.....				-	-	-	-	-	-	-	-
Parts and attachments for elevators and moving stairs (sold separately)....	11	4202		-	-	-	-	-	-	-	-
Fluid power equipment.....	11	43		328.164	329.219	332.745	334.856	336.070	1.1	0.6	0.4
Fluid power pumps and parts.....	11	4301		280.759	282.341	281.302	288.326	288.673	-0.4	2.5	0.1
Fluid power valves.....	11	4302		-	-	-	-	-	-	-	-
Fluid power cylinders, actuators, accumulators, cushions, & parts.....	11	4303		-	-	-	-	-	-	-	-
Fluid power hose and tube fittings.....				-	-	-	-	-	-	-	-
Parts for fluid power valves.....	11	4305	06/91	-	-	-	-	-	-	-	-
Industrial material handling equipment.....	11	44		-	-	-	-	-	-	-	-
Conveying equipment, except parts and accessories.....	11	4402		-	-	-	-	-	-	-	-
Industrial trucks, trailers, and stackers.....	11	4403		-	-	-	-	-	-	-	-
Hoists, overhead cranes, and monorail systems.....	11	4404		-	-	-	-	-	-	-	-
Parts and accessories for conveyors and conveying systems.....			09/18	-	-	-	-	-	-	-	-
Mechanical power transmission equipment.....	11	45		-	-	-	-	-	-	-	-
Speed changers, drives, gears.....	11	4501		-	-	-	-	-	-	-	-
Other power transmission equipment.....	11	4502	12/84	-	-	-	-	-	-	-	-
Scales and balances.....	11	46		-	-	-	-	-	-	-	-
Vehicle and industrial scales.....	11	4611	12/91	-	-	-	-	-	-	-	-
Retail, commercial, household, and mailing scales and balances.....	11	4612	12/91	-	-	-	-	-	-	-	-
Parts, attachments, and accessories for scales and balances.....	11	4613	12/91	-	-	-	-	-	-	-	-
Air purification equipment and industrial and commercial fans and blowers....	11	47		294.400	296.264	295.878	297.536	297.786	-0.1	0.6	0.1
Fan, blower, air purification equipment.....	11	4701		294.400	296.264	295.878	297.536	297.786	-0.1	0.6	0.1
Air conditioning and refrigeration equip.....	11	48		283.210	285.100	283.692	283.207	286.574	-0.5	-0.2	1.2
Unitary air-conditioners, except air source heat pumps.....				-	-	-	-	-	-	-	-
Commercial refrigeration equipment.....	11	4803		400.954	401.623	399.131	397.936	410.052	-0.6	-0.3	3.0
All other miscellaneous refrigeration and air-conditioning equipment.....	11	4806		-	-	-	-	-	-	-	-
Heat transfer equipment, including heat pumps.....	11	4807	12/11	166.013	166.694	165.919	166.119	167.366	-0.5	0.1	0.8
Parts and accessories for air conditioning and heat transfer equipment.....	11	4809	12/89	-	-	-	-	-	-	-	-
Refrigeration condensing units.....			01/19	-	-	-	-	-	-	-	-
Miscellaneous general purpose equipment.....	11	49		352.482	353.837	356.865	357.694	360.436	0.9	0.2	0.8
Metal valves, except fluid power.....	11	4902	12/82	424.850	425.433	428.251	427.852	429.259	0.7	-0.1	0.3
Metal pipe fittings, flanges, and unions.....			12/82	-	-	-	-	-	-	-	-
Ball and roller bearings.....	11	4905		-	-	-	-	-	-	-	-
Industrial patterns.....	11	4907	12/84	-	-	-	-	-	-	-	-

See footnotes at end of table.

Table 8. Producer price indexes and percentage changes for selected commodity and service groupings and individual items, seasonally adjusted — Continued
 [March 2023, Index base 1982=100, unless otherwise indicated]

Title	Commodity code		Other index base	Seasonally adjusted index ¹					Seasonally adjusted 1-month percent change ¹		
	Group code	Item code		Nov. 2022	Dec. 2022 ^P	Jan. 2023 ^P	Feb. 2023 ^P	Mar. 2023 ^P	Dec. to Jan. ^P	Jan. to Feb. ^P	Feb. to Mar. ^P
Filters and strainers.....	11	4908	12/84	-	-	-	-	-	-	-	-
Other miscellaneous general purpose equipment.....	11	4911	12/84	248.177	250.107	251.952	251.864	256.706	0.7	0.0	1.9
Electronic computers and computer equipment.....			12/98	-	-	-	-	-	-	-	-
Electronic computers.....			12/04	-	-	-	-	-	-	-	-
Electronic computers.....			12/04	-	-	-	-	-	-	-	-
Computer storage devices.....			12/04	-	-	-	-	-	-	-	-
Computer storage devices (except parts, attachments and accessories).....			12/04	-	-	-	-	-	-	-	-
Computer peripheral equipment and parts.....			12/98	-	-	-	-	-	-	-	-
Parts, attachments, and accessories for computer terminals and peripherals.....			12/98	-	-	-	-	-	-	-	-
Computer terminals (including POS and funds-transfer devices) and other computer peripherals.....			06/99	-	-	-	-	-	-	-	-
Special industry machinery and equipment.....	11	6		268.815	269.303	271.742	274.495	276.500	0.9	1.0	0.7
Food products machinery.....	11	61		355.179	356.980	364.114	364.667	367.324	2.0	0.2	0.7
Dairy and milk products plant machinery and equipment.....				-	-	-	-	-	-	-	-
Commercial food products machinery (except packaging and cooking equipment).....	11	6104		-	-	-	-	-	-	-	-
Industrial food products machinery for processing foods, beverages, & animal & fowl feed.....	11	6105	12/83	370.978	373.472	376.603	377.199	384.369	0.8	0.2	1.9
Textile machinery and equipment.....	11	62		-	-	-	-	-	-	-	-
Textile machinery (except parts, attachments, and accessories).....	11	6212	06/86	-	-	-	-	-	-	-	-
Textile machinery parts and attachments.....				-	-	-	-	-	-	-	-
Sawmill and woodworking machinery.....	11	63		-	-	-	-	-	-	-	-
Sawmill and woodworking machinery.....			12/04	-	-	-	-	-	-	-	-
Paper industries machinery.....	11	64	06/82	-	-	-	-	-	-	-	-
Paper industries machinery.....	11	6401	06/82	-	-	-	-	-	-	-	-
Printing trades machinery and equipment.....			12/82	-	-	-	-	-	-	-	-
Other printing machinery and equipment.....				-	-	-	-	-	-	-	-
Other special industry machinery.....	11	66		250.454	249.737	252.167	257.310	257.581	1.0	2.0	0.1
Plastics and rubber working machinery.....				-	-	-	-	-	-	-	-
Miscellaneous special industry machinery.....	11	6606		244.052	243.091	245.893	251.730	252.038	1.2	2.4	0.1
Packing, packaging, and bottling machinery and parts.....	11	67		-	-	-	-	-	-	-	-
Packing, packaging, and bottling machinery and parts.....			06/06	-	-	-	-	-	-	-	-
Service industry machinery and parts.....	11	68	06/82	-	-	-	-	-	-	-	-
Service industry machinery and parts.....	11	6801	06/82	-	-	-	-	-	-	-	-
Commercial laundry and drycleaning machinery products.....	11	69	12/82	335.646	336.815	345.932	345.227	345.552	2.7	-0.2	0.1
Commercial laundry and drycleaning machinery products.....	11	6909	06/03	189.892	190.525	195.712	195.340	195.522	2.7	-0.2	0.1
Electrical machinery and equipment.....	11	7		132.224	132.738	133.576	133.509	133.761	0.6	-0.1	0.2
Wiring devices.....	11	71		-	-	-	-	-	-	-	-
Current-carrying wiring devices.....	11	7101		-	-	-	-	-	-	-	-
Noncurrent-carrying wiring devices.....				-	-	-	-	-	-	-	-
Integrating and measuring instruments.....	11	72		-	-	-	-	-	-	-	-
Test equipment for electrical, radio, & communication circuits & motors.....			12/83	-	-	-	-	-	-	-	-
Motors, generators, motor generator sets.....	11	73		-	-	-	-	-	-	-	-
Fractional horsepower motors and generators.....	11	7303	06/83	211.926	212.165	213.033	214.218	214.003	0.4	0.6	-0.1
Integral horsepower motors and generators (excluding land transportation types).....	11	7304	06/83	-	-	-	-	-	-	-	-
Parts and supplies for motors and generators.....			06/83	-	-	-	-	-	-	-	-
Other motors and generators.....	11	7311	06/06	-	-	-	-	-	-	-	-
Transformers and power regulators.....	11	74		-	-	-	-	-	-	-	-
Power and distribution transformers, except parts.....			12/99	-	-	-	-	-	-	-	-
Other transformers and parts for transformers.....			12/99	-	-	-	-	-	-	-	-
Switchgear, switchboard, industrial controls equipment.....	11	75		-	-	-	-	-	-	-	-
Industrial controls and related parts and accessories.....	11	7507		-	-	-	-	-	-	-	-
Switchgear and switchboard apparatus.....			06/05	-	-	-	-	-	-	-	-
Communications and related equipment and miscellaneous electronic systems & equipment.....	11	76	12/85	129.454	129.823	129.796	129.640	129.995	0.0	-0.1	0.3
Telephone and wireline data networking equipment.....	11	7601	12/85	-	-	-	-	-	-	-	-
Other communications and related equipment, including broadcast and wireless.....	11	7603	06/13	108.138	108.221	108.701	108.381	108.317	0.4	-0.3	-0.1
Electronic systems and equipment, n.e.c.....			12/03	-	-	-	-	-	-	-	-
Search, detection, navigation & guidance systems and equipment.....	11	7606	06/04	160.234	160.877	159.741	160.010	161.027	-0.7	0.2	0.6
Electric lamp bulbs, tubes, and components.....	11	77		-	-	-	-	-	-	-	-
Electric lamp bulbs, tubes, and components.....			12/04	-	-	-	-	-	-	-	-
Electronic components and accessories.....	11	78		68.403	68.566	68.137	68.039	68.012	-0.6	-0.1	0.0
Relays for electronic circuitry, industrial control overload, and switchgear type.....	11	7821		-	-	-	-	-	-	-	-
Switches, mechanical, for electronic circuitry.....	11	7822	06/82	-	-	-	-	-	-	-	-
Connectors for electronic circuitry.....	11	7824		244.276	246.649	244.989	244.799	248.897	-0.7	-0.1	1.7

See footnotes at end of table.

Table 8. Producer price indexes and percentage changes for selected commodity and service groupings and individual items, seasonally adjusted — Continued
 [March 2023, Index base 1982=100, unless otherwise indicated]

Title	Commodity code		Other index base	Seasonally adjusted index ¹					Seasonally adjusted 1-month percent change ¹		
	Group code	Item code		Nov. 2022	Dec. 2022 ^P	Jan. 2023 ^P	Feb. 2023 ^P	Mar. 2023 ^P	Dec. to Jan. ^P	Jan. to Feb. ^P	Feb. to Mar. ^P
Filters, crystals, and transducers.....			06/82	-	-	-	-	-	-	-	-
Integrated microcircuits.....			06/05	-	-	-	-	-	-	-	-
Other semiconductor and related devices.....	11	7847	06/05	74.143	74.137	74.820	75.012	74.809	0.9	0.3	-0.3
Bare printed circuit boards.....			12/00	-	-	-	-	-	-	-	-
Electronic coils, transformers, and other inductors.....	11	7853	06/82	-	-	-	-	-	-	-	-
Capacitors and resistors for electronic circuitry.....			12/22	-	-	-	-	-	-	-	-
Microwave components, electron tubes, and other electronic components, n.e.c.....			06/00	-	-	-	-	-	-	-	-
Printed circuit assemblies, loaded boards, modules and consumer external modems.....	11	7861	06/82	-	-	-	-	-	-	-	-
Miscellaneous electrical machinery and equipment.....				-	-	-	-	-	-	-	-
Storage batteries.....				-	-	-	-	-	-	-	-
Primary batteries.....				-	-	-	-	-	-	-	-
Carbon and graphite products.....	11	7903		-	-	-	-	-	-	-	-
X-ray and electromedical equipment.....	11	7905		-	-	-	-	-	-	-	-
Miscellaneous electrical industrial apparatus.....			12/85	-	-	-	-	-	-	-	-
All other electrical equipment and components, except industrial.....			12/06	-	-	-	-	-	-	-	-
Miscellaneous instruments.....	11	8		237.223	237.975	241.900	242.874	244.154	1.6	0.4	0.5
Automatic environmental controls for monitoring residential, commercial, and appliance use.....	11	81		-	-	-	-	-	-	-	-
Automatic environmental controls for monitoring residential, commercial, and appliance use.....	11	8105	12/03	-	-	-	-	-	-	-	-
Industrial process control instruments.....	11	82	06/83	276.333	277.919	284.060	283.652	283.923	2.2	-0.1	0.1
Industrial process control instruments.....	11	8201	06/83	276.333	277.919	284.060	283.652	283.923	2.2	-0.1	0.1
Fluid meters and counting devices.....	11	84	12/85	-	-	-	-	-	-	-	-
Fluid meters and counting devices.....	11	8401	12/85	-	-	-	-	-	-	-	-
Engineering and scientific instruments.....	11	85	12/85	273.921	273.236	276.048	276.270	277.145	1.0	0.1	0.3
Aeronautical, nautical, and navigational instruments.....	11	8501	12/85	313.505	312.406	306.979	308.774	310.334	-1.7	0.6	0.5
Hospital beds and specialized hospital furniture.....			12/11	-	-	-	-	-	-	-	-
Measuring instruments and lenses.....	11	86	12/85	165.418	165.924	166.683	168.358	168.917	0.5	1.0	0.3
Sighting, tracking, and fire-control equipment, optical type.....	11	8601	12/85	-	-	-	-	-	-	-	-
All other miscellaneous optical instruments and lenses.....	11	8602	12/85	-	-	-	-	-	-	-	-
Laboratory analytical instruments.....	11	8603	12/85	175.378	176.201	177.462	179.709	180.033	0.7	1.3	0.2
Measuring & controlling devices, n.e.c.....	11	89	06/85	191.457	192.662	197.800	196.722	197.224	2.7	-0.5	0.3
Aircraft engine instruments.....			06/85	-	-	-	-	-	-	-	-
Nuclear radiation detection & monitoring instruments.....	11	8904	06/85	239.677	238.765	244.287	244.685	245.584	2.3	0.2	0.4
Physical properties and kinematic testing equipment.....			06/04	-	-	-	-	-	-	-	-
Commercial, geophysical, meteorological, surveying, drafting & general-purpose instruments.....			06/04	-	-	-	-	-	-	-	-
Miscellaneous machinery.....	11	9		-	-	-	-	-	-	-	-
Oil field and gas field machinery.....	11	91		-	-	-	-	-	-	-	-
Oil and gas field drilling, surveying, and cementing machinery (except parts sold separately).....	11	9102		-	-	-	-	-	-	-	-
Oil field and gas field production machinery (except pumps and parts sold separately).....				-	-	-	-	-	-	-	-
Parts and attachments for oil and gas field machinery and equipment.....			12/10	-	-	-	-	-	-	-	-
Mining machinery and equipment.....	11	92		-	-	-	-	-	-	-	-
Mining machinery and equipment (except parts sold separately).....			09/19	-	-	-	-	-	-	-	-
Parts and attachments for mining machinery and equipment (sold separately).....	11	9253		316.630	320.296	318.722	317.784	315.449	-0.5	-0.3	-0.7
Office and store machines and equipment.....				-	-	-	-	-	-	-	-
Coin-operated machines and mechanisms.....			05/18	-	-	-	-	-	-	-	-
Internal combustion engines.....	11	94		-	-	-	-	-	-	-	-
Diesel, semidiesel, and dual-fuel engines (except automotive).....	11	9407	12/82	-	-	-	-	-	-	-	-
Diesel, semidiesel, and dual-fuel engines for automobiles, trucks, and buses.....	11	9408	12/82	-	-	-	-	-	-	-	-
Parts & accessories for internal combustion engines, ex. aircraft & gasoline automotive engines.....	11	9413		236.608	237.545	244.251	244.770	245.633	2.8	0.2	0.4
Machine shop products.....	11	95		-	-	-	-	-	-	-	-
Machine shop products.....			06/84	-	-	-	-	-	-	-	-
Turbines and turbine generator sets.....			06/87	-	-	-	-	-	-	-	-
Turbines and turbine generator sets (excluding parts).....			06/87	-	-	-	-	-	-	-	-
Parts & accessories for turbines, turbine generators, and turbine generator sets.....			09/15	-	-	-	-	-	-	-	-
Parts & accessories for turbines, turbine generators, and turbine generator sets.....			09/15	-	-	-	-	-	-	-	-
Household furniture.....	12	1		-	-	-	-	-	-	-	-
Metal household furniture.....	12	11		-	-	-	-	-	-	-	-
Metal household furniture.....				-	-	-	-	-	-	-	-
Wood household furniture (nonupholstered).....	12	12		-	-	-	-	-	-	-	-

See footnotes at end of table.

Table 8. Producer price indexes and percentage changes for selected commodity and service groupings and individual items, seasonally adjusted — Continued
 [March 2023, Index base 1982=100, unless otherwise indicated]

Title	Commodity code		Other index base	Seasonally adjusted index ¹					Seasonally adjusted 1-month percent change ¹		
	Group code	Item code		Nov. 2022	Dec. 2022 ^P	Jan. 2023 ^P	Feb. 2023 ^P	Mar. 2023 ^P	Dec. to Jan. ^P	Jan. to Feb. ^P	Feb. to Mar. ^P
Wood household furniture (nonupholstered).....			12/22	-	-	-	-	-	-	-	-
Upholstered household furniture.....	12	13		-	-	-	-	-	-	-	-
Upholstered household furniture.....	12	1301		-	-	-	-	-	-	-	-
Bedding.....	12	14		-	-	-	-	-	-	-	-
Bedding.....				-	-	-	-	-	-	-	-
Metal porch, lawn, outdoor & casual furniture.....	12	15		371.180	373.097	373.587	372.993	372.398	0.1	-0.2	-0.2
Porch and lawn furniture.....	12	1501		371.180	373.097	373.587	372.993	372.398	0.1	-0.2	-0.2
Nonupholstered household furniture, except wood and metal.....			12/85	-	-	-	-	-	-	-	-
Nonupholstered household furniture, except wood and metal.....			12/85	-	-	-	-	-	-	-	-
Commercial furniture.....	12	2		-	-	-	-	-	-	-	-
Wood office furniture and store fixtures.....	12	21		-	-	-	-	-	-	-	-
Wood office furniture and store fixtures.....				-	-	-	-	-	-	-	-
Nonwood furniture and store fixtures.....	12	22		-	-	-	-	-	-	-	-
Nonwood commercial storage units, files, and tables.....				-	-	-	-	-	-	-	-
Nonwood commercial furniture.....				-	-	-	-	-	-	-	-
Nonwood partitions and fixtures.....			12/83	-	-	-	-	-	-	-	-
Public building furniture.....			12/84	-	-	-	-	-	-	-	-
Public building furniture.....			12/84	-	-	-	-	-	-	-	-
Commercial furniture and fixtures, n.e.c.....	12	24	12/85	281.069	281.956	281.613	282.617	282.209	-0.1	0.4	-0.1
Commercial furniture and fixtures, n.e.c.....	12	2401	12/85	281.069	281.956	281.613	282.617	282.209	-0.1	0.4	-0.1
Floor coverings.....	12	3		-	-	-	-	-	-	-	-
Carpets and rugs.....	12	31		-	-	-	-	-	-	-	-
Carpet and rugs.....				-	-	-	-	-	-	-	-
Resilient floor coverings.....	12	32		-	-	-	-	-	-	-	-
Resilient floor coverings.....	12	3201		-	-	-	-	-	-	-	-
Household appliances.....	12	4		-	-	-	-	-	-	-	-
Major appliances.....	12	41		-	-	-	-	-	-	-	-
Household cooking appliances.....				-	-	-	-	-	-	-	-
Household refrigeration equipment.....				-	-	-	-	-	-	-	-
Other major household appliances including room air-conditioners.....	12	4104		-	-	-	-	-	-	-	-
Household vacuum cleaners, including parts and attachments.....	12	43		-	-	-	-	-	-	-	-
Household vacuum cleaners and other floor care machines (including parts and attachments).....	12	4301		-	-	-	-	-	-	-	-
Electric housewares and fans.....	12	44		-	-	-	-	-	-	-	-
Parts and attachments for small electric household appliances, including fan parts.....			12/82	-	-	-	-	-	-	-	-
Small electric household appliances, including fans.....			05/21	-	-	-	-	-	-	-	-
Portable residential lighting fixtures, including parts and accessories.....	12	45		-	-	-	-	-	-	-	-
Portable residential lighting fixtures, including parts and accessories.....				-	-	-	-	-	-	-	-
Home electronic equipment.....	12	5		-	-	-	-	-	-	-	-
Speakers and commercial sound equipment.....	12	57	12/03	-	-	-	-	-	-	-	-
Speakers and commercial sound equipment.....	12	5707	12/03	-	-	-	-	-	-	-	-
Other home electronic equipment.....			06/04	-	-	-	-	-	-	-	-
Other home electronic equipment, including television receivers and automotive A/V equipment.....			01/17	-	-	-	-	-	-	-	-
Other household durable goods.....	12	6		-	-	-	-	-	-	-	-
Vitreous china, fine earthenware, and other pottery products.....	12	61		-	-	-	-	-	-	-	-
Vitreous china, porcelain, and earthenware table and kitchenware and other pottery products.....	12	6101		-	-	-	-	-	-	-	-
Mirrors (decorated and undecorated).....				-	-	-	-	-	-	-	-
Mirrors (decorated and undecorated), made from purchased glass.....				-	-	-	-	-	-	-	-
Lawn/garden equipment.....	12	66		-	-	-	-	-	-	-	-
Parts and attachments for consumer lawn, garden, and snow equipment.....			12/82	-	-	-	-	-	-	-	-
Consumer lawn, garden, and snow equipment.....			05/18	-	-	-	-	-	-	-	-
Cutlery, flatware (except precious), razors and razor blades.....	12	67		-	-	-	-	-	-	-	-
Cutlery, flatware (except precious), razors and razor blades.....	12	6701		-	-	-	-	-	-	-	-
Metal kitchen utensil, pots, and pans.....				-	-	-	-	-	-	-	-
Metal kitchen utensil, pots, and pans.....				-	-	-	-	-	-	-	-
Window shades, blinds, and accessories.....	12	69	06/84	-	-	-	-	-	-	-	-
Window shades, blinds, and accessories.....	12	6901	06/84	-	-	-	-	-	-	-	-
Glass.....				-	-	-	-	-	-	-	-
Flat glass.....	13	11		-	-	-	-	-	-	-	-
Specialty glass.....	13	1107		-	-	-	-	-	-	-	-
Flat glass (float, sheet, and plate process).....			12/22	-	-	-	-	-	-	-	-
Other finished glassware.....	13	13	06/83	-	-	-	-	-	-	-	-
Pressed and blown glassware.....	13	1301	06/83	-	-	-	-	-	-	-	-
Concrete ingredients and related products.....	13	2		379.656	382.157	395.266	399.481	400.232	3.4	1.1	0.2

See footnotes at end of table.

Table 8. Producer price indexes and percentage changes for selected commodity and service groupings and individual items, seasonally adjusted — Continued
 [March 2023, Index base 1982=100, unless otherwise indicated]

Title	Commodity code		Other index base	Seasonally adjusted index ¹					Seasonally adjusted 1-month percent change ¹		
	Group code	Item code		Nov. 2022	Dec. 2022 ^P	Jan. 2023 ^P	Feb. 2023 ^P	Mar. 2023 ^P	Dec. to Jan. ^P	Jan. to Feb. ^P	Feb. to Mar. ^P
Construction sand, gravel, and crushed stone.....	13	21		430.195	433.042	447.750	449.902	449.542	3.4	0.5	-0.1
Construction sand, gravel and crushed stone.....	13	2101		430.195	433.042	447.750	449.902	449.542	3.4	0.5	-0.1
Cement, hydraulic.....	13	22		311.926	313.955	324.999	333.450	336.369	3.5	2.6	0.9
Cement, hydraulic.....	13	2201		311.926	313.955	324.999	333.450	336.369	3.5	2.6	0.9
Concrete products.....	13	3		347.422	350.817	355.151	357.051	359.725	1.2	0.5	0.7
Concrete block and brick.....	13	31		337.651	338.476	354.330	354.075	354.522	4.7	-0.1	0.1
Structural concrete block.....	13	3111		349.935	351.250	368.367	369.487	369.798	4.9	0.3	0.1
Decorative concrete block.....	13	3121		293.593	294.777	310.388	310.522	309.740	5.3	0.0	-0.3
Concrete brick.....				-	-	-	-	-	-	-	-
Concrete pavers.....	13	3141		287.640	289.117	299.320	300.254	299.908	3.5	0.3	-0.1
Concrete pipe.....				-	-	-	-	-	-	-	-
Concrete pipe.....				-	-	-	-	-	-	-	-
Ready-mix concrete.....	13	33		342.905	346.757	349.872	352.119	354.460	0.9	0.6	0.7
Ready-mix concrete.....	13	3301		342.905	346.757	349.872	352.119	354.460	0.9	0.6	0.7
Precast concrete products.....	13	34		366.767	369.126	371.541	374.157	379.274	0.7	0.7	1.4
Precast concrete products.....	13	3401		366.767	369.126	371.541	374.157	379.274	0.7	0.7	1.4
Prestressed concrete products.....				-	-	-	-	-	-	-	-
Prestressed concrete products.....				-	-	-	-	-	-	-	-
Clay construction products ex. refractories.....	13	4		-	-	-	-	-	-	-	-
Brick and structural clay tile.....	13	42	12/84	-	-	-	-	-	-	-	-
Building or common brick.....	13	4201	12/84	-	-	-	-	-	-	-	-
Glazed brick and other brick (paving, floor, and sewer).....	13	4202	12/84	-	-	-	-	-	-	-	-
Clay floor and wall tile, glazed and unglazed.....	13	44		-	-	-	-	-	-	-	-
Clay floor and wall tile, glazed and unglazed (including quarry tile and ceramic mosaic tile).....				-	-	-	-	-	-	-	-
Structural clay products, n.e.c.....	13	45		-	-	-	-	-	-	-	-
Structural clay products, n.e.c.....	13	4501		-	-	-	-	-	-	-	-
Refractories.....	13	5		-	-	-	-	-	-	-	-
Clay refractories.....	13	52		-	-	-	-	-	-	-	-
Clay refractories.....	13	5201		-	-	-	-	-	-	-	-
Nonclay refractories.....	13	53		-	-	-	-	-	-	-	-
Nonclay refractories (excluding dead-burned magnesia).....	13	5301		-	-	-	-	-	-	-	-
Asphalt felts and coatings.....	13	6		-	-	-	-	-	-	-	-
Prepared asphalt and tar roofing and siding products.....	13	61		-	-	-	-	-	-	-	-
Prepared asphalt and tar roofing and siding products.....	13	6101		-	-	-	-	-	-	-	-
Roofing asphalts, pitches, coatings, and cement.....	13	62		-	-	-	-	-	-	-	-
Roofing asphalts, pitches, coatings, and cement.....	13	6201		-	-	-	-	-	-	-	-
Gypsum products.....	13	7		468.345	471.377	459.124	464.904	463.666	-2.6	1.3	-0.3
Gypsum products.....	13	71		468.345	471.377	459.124	464.904	463.666	-2.6	1.3	-0.3
Gypsum products.....	13	7101		468.345	471.377	459.124	464.904	463.666	-2.6	1.3	-0.3
Glass containers.....	13	8		257.501	258.759	277.026	276.472	276.609	7.1	-0.2	0.0
Glass containers.....	13	81		257.501	258.759	277.026	276.472	276.609	7.1	-0.2	0.0
Glass containers (including value of packaging).....	13	8101		257.501	258.759	277.026	276.472	276.609	7.1	-0.2	0.0
Other nonmetallic minerals.....	13	9		312.879	313.616	315.635	318.525	320.759	0.6	0.9	0.7
Insulation materials.....	13	92		-	-	-	-	-	-	-	-
Mineral wool for thermal and acoustical envelope insulation.....	13	9201		-	-	-	-	-	-	-	-
Mineral wool for industrial, equipment, and appliance insulation.....				-	-	-	-	-	-	-	-
Paving mixtures and blocks.....	13	94		398.759	395.920	392.711	400.435	405.208	-0.8	2.0	1.2
Paving mixtures and blocks.....	13	9401		398.759	395.920	392.711	400.435	405.208	-0.8	2.0	1.2
Cut stone and stone products.....			12/84	-	-	-	-	-	-	-	-
Cut stone and stone products.....			12/84	-	-	-	-	-	-	-	-
Gaskets, packing, and sealing devices.....	13	98	12/85	-	-	-	-	-	-	-	-
Gaskets and gasketing material.....	13	9801	12/85	-	-	-	-	-	-	-	-
Packing and sealing.....	13	9802	12/85	-	-	-	-	-	-	-	-
Nonmetallic minerals and products, n.e.c.....	13	99	06/82	-	-	-	-	-	-	-	-
Clay and stone mining and quarrying.....	13	9902	06/84	-	-	-	-	-	-	-	-
All other nonmetallic mineral products.....	13	9903	12/85	228.295	229.557	236.772	236.504	235.498	3.1	-0.1	-0.4
Motor vehicles and equipment.....	14	1		167.568	167.880	168.677	168.598	169.326	0.5	0.0	0.4
Motor vehicles.....	14	11		169.495	169.936	170.867	170.867	171.703	0.5	0.0	0.5
Passenger cars and chassis.....	14	1101		141.768	141.784	142.803	143.121	142.627	0.7	0.2	-0.3
Motorcycles, including three-wheel motorbikes, motorscooters, mopeds, and parts.....	14	1104		-	-	-	-	-	-	-	-
Trucks, truck tractors, & bus chassis 14,000 lb or less, incl. minivans & suvs.....	14	1105		196.485	197.464	198.588	198.464	199.836	0.6	-0.1	0.7
Trucks, over 14,000 lbs GVW.....	14	1106		-	-	-	-	-	-	-	-
Motor vehicles parts.....	14	12		-	-	-	-	-	-	-	-

See footnotes at end of table.

Table 8. Producer price indexes and percentage changes for selected commodity and service groupings and individual items, seasonally adjusted — Continued
 [March 2023, Index base 1982=100, unless otherwise indicated]

Title	Commodity code		Other index base	Seasonally adjusted index ¹					Seasonally adjusted 1-month percent change ¹		
	Group code	Item code		Nov. 2022	Dec. 2022 ^P	Jan. 2023 ^P	Feb. 2023 ^P	Mar. 2023 ^P	Dec. to Jan. ^P	Jan. to Feb. ^P	Feb. to Mar. ^P
Motor vehicles parts.....			12/03	-	-	-	-	-	-	-	-
Truck and bus bodies.....	14	13	12/82	-	-	-	-	-	-	-	-
Truck and bus bodies sold separately.....	14	1301	12/82	-	-	-	-	-	-	-	-
Complete vehicles on purchased chassis.....			12/82	-	-	-	-	-	-	-	-
Truck trailers.....	14	14		-	-	-	-	-	-	-	-
Truck trailers.....	14	1406	12/86	-	-	-	-	-	-	-	-
Motor homes, built on purchased chassis.....	14	15	06/84	-	-	-	-	-	-	-	-
Motor homes, built on purchased chassis.....	14	1501	06/84	-	-	-	-	-	-	-	-
Travel trailers and campers.....	14	16	06/84	-	-	-	-	-	-	-	-
Travel trailers.....	14	1601	06/84	-	-	-	-	-	-	-	-
Camping trailers, campers, pick-up covers, and parts.....	14	1602	06/84	-	-	-	-	-	-	-	-
Aircraft and aircraft equipment.....	14	2		298.309	299.200	300.418	302.356	303.680	0.4	0.6	0.4
Aircraft.....	14	21		332.198	333.492	334.572	335.962	337.873	0.3	0.4	0.6
Civilian aircraft.....	14	2102	12/85	319.356	321.207	322.633	324.517	327.109	0.4	0.6	0.8
Military aircraft.....			06/13	-	-	-	-	-	-	-	-
Aircraft engine and engine parts.....	14	23	12/85	246.816	247.786	248.604	248.953	249.094	0.3	0.1	0.1
Aircraft engine and engine parts.....	14	2301	12/85	246.816	247.786	248.604	248.953	249.094	0.3	0.1	0.1
Other aircraft parts and equipment.....	14	25	06/85	200.497	200.454	201.965	205.778	206.507	0.8	1.9	0.4
Other aircraft parts and equipment.....	14	2501	06/85	200.497	200.454	201.965	205.778	206.507	0.8	1.9	0.4
Ships and boats.....	14	3		300.444	301.243	301.814	301.458	302.220	0.2	-0.1	0.3
Ships.....	14	31	12/85	-	-	-	-	-	-	-	-
Military self-propelled ships, new construction.....			06/96	-	-	-	-	-	-	-	-
Nonmilitary self-propelled ships, new construction.....			06/96	-	-	-	-	-	-	-	-
Boats.....	14	32		344.902	346.882	347.787	348.430	349.662	0.3	0.2	0.4
Outboard motorboats, including commercial and military (except sailboats and lifeboats).....	14	3201		395.351	398.164	398.458	398.958	400.414	0.1	0.1	0.4
Inboard motorboats, including commercial and military (except sailboats and lifeboats).....	14	3202		347.847	350.188	347.944	349.938	351.901	-0.6	0.6	0.6
Inboard-outdrive boats, including commercial and military (except sailboats and lifeboats).....	14	3203		-	-	-	-	-	-	-	-
All other boats (excluding military and commercial).....				-	-	-	-	-	-	-	-
Railroad equipment.....	14	4		-	-	-	-	-	-	-	-
Railroad cars and locomotives.....			05/22	-	-	-	-	-	-	-	-
Railroad cars and locomotives.....			05/22	-	-	-	-	-	-	-	-
Railway maintenance of way equipment and parts.....			05/22	-	-	-	-	-	-	-	-
Railway maintenance of way equipment and parts.....				-	-	-	-	-	-	-	-
Transportation equipment, n.e.c.....			06/85	-	-	-	-	-	-	-	-
Transportation equipment, n.e.c.....			06/85	-	-	-	-	-	-	-	-
Other transportation equipment, incl. golf carts, vehicle trailers, and all-terrain vehicles.....			06/85	-	-	-	-	-	-	-	-
Toys, sporting goods, small arms, etc.....	15	1		205.044	207.167	207.155	208.798	209.127	0.0	0.8	0.2
Toys, games, and children's vehicles.....	15	11		-	-	-	-	-	-	-	-
Toys, games, and children's vehicles.....	15	1101		-	-	-	-	-	-	-	-
Sporting and athletic goods.....	15	12		-	-	-	-	-	-	-	-
Sporting and athletic goods.....	15	1201		-	-	-	-	-	-	-	-
Small arms and ammunition.....	15	13		313.221	313.586	314.310	314.288	314.671	0.2	0.0	0.1
Small arms.....	15	1301		-	-	-	-	-	-	-	-
Small arms ammunition.....	15	1302		420.059	421.563	423.077	424.111	425.536	0.4	0.2	0.3
Tobacco products, incl. stemmed & redried.....	15	2		-	-	-	-	-	-	-	-
Cigarettes, excluding electronic.....	15	21		-	-	-	-	-	-	-	-
Cigarettes, excluding electronic.....	15	2101		-	-	-	-	-	-	-	-
Stemmed and redried tobacco.....	15	24	06/84	-	-	-	-	-	-	-	-
Stemmed and redried tobacco.....			06/84	-	-	-	-	-	-	-	-
Other tobacco products.....	15	25	12/05	-	-	-	-	-	-	-	-
Other tobacco products.....	15	2501	12/05	-	-	-	-	-	-	-	-
Notions.....	15	3		-	-	-	-	-	-	-	-
Fasteners, zippers, buttons, needles, pins, and buckles.....	15	32		-	-	-	-	-	-	-	-
Fasteners, zippers, buttons, needles, pins, and buckles.....				-	-	-	-	-	-	-	-
Photographic equipment and supplies.....	15	4		-	-	-	-	-	-	-	-
Photographic supplies.....	15	42		-	-	-	-	-	-	-	-
Photographic supplies.....			12/83	-	-	-	-	-	-	-	-
Mobile homes.....	15	5		-	-	-	-	-	-	-	-
Manufactured homes (mobile homes), all sizes (incl. multisection).....	15	53		-	-	-	-	-	-	-	-
Manufactured mobile homes and nonresidential mobile buildings.....	15	5303	12/86	-	-	-	-	-	-	-	-
Medical, surgical & personal aid devices.....	15	6		195.661	196.481	198.155	198.170	199.572	0.9	0.0	0.7
Surgical and medical instruments.....	15	62	06/82	148.559	149.045	150.238	150.110	151.458	0.8	-0.1	0.9

See footnotes at end of table.

Table 8. Producer price indexes and percentage changes for selected commodity and service groupings and individual items, seasonally adjusted — Continued
 [March 2023, Index base 1982=100, unless otherwise indicated]

Title	Commodity code		Other index base	Seasonally adjusted index ¹					Seasonally adjusted 1-month percent change ¹		
	Group code	Item code		Nov. 2022	Dec. 2022 ^P	Jan. 2023 ^P	Feb. 2023 ^P	Mar. 2023 ^P	Dec. to Jan. ^P	Jan. to Feb. ^P	Feb. to Mar. ^P
Surgical and medical instruments.....	15	6201	06/82	148.559	149.045	150.238	150.110	151.458	0.8	-0.1	0.9
Medical and surgical appliances and supplies.....	15	63	06/83	-	-	-	-	-	-	-	-
Medical and surgical appliances and supplies.....	15	6301	06/83	-	-	-	-	-	-	-	-
Ophthalmic goods.....	15	64	12/83	-	-	-	-	-	-	-	-
Ophthalmic goods.....	15	6401	12/83	-	-	-	-	-	-	-	-
Dental equipment and supplies.....	15	65	06/85	-	-	-	-	-	-	-	-
Dental equipment and supplies.....	15	6501	06/85	-	-	-	-	-	-	-	-
Other industrial safety equipment.....	15	7	-	-	-	-	-	-	-	-	-
Personal safety equipment and clothing.....	15	71	-	-	-	-	-	-	-	-	-
Personal safety equipment and clothing.....	15		06/04	-	-	-	-	-	-	-	-
Other miscellaneous products.....	15	9	-	-	-	-	-	-	-	-	-
Burial caskets.....	15	91	-	504.655	503.682	517.560	519.721	520.294	2.8	0.4	0.1
Burial caskets.....	15	9101	-	504.655	503.682	517.560	519.721	520.294	2.8	0.4	0.1
Musical instruments.....	15	93	-	-	-	-	-	-	-	-	-
Musical instruments.....	15	9301	-	-	-	-	-	-	-	-	-
Jewelry and jewelry products.....	15		-	-	-	-	-	-	-	-	-
Jewelry (gold and platinum) and silverware.....	15		-	-	-	-	-	-	-	-	-
Costume jewelry and novelties.....	15		-	-	-	-	-	-	-	-	-
All other jewelry and personal goods (excluding costume).....	15		06/07	-	-	-	-	-	-	-	-
Jewelers' material and lapidary work.....	15		12/08	-	-	-	-	-	-	-	-
Pens, pencils, and marking devices.....	15	95	-	218.254	217.951	220.685	222.456	223.487	1.3	0.8	0.5
Pens, markers, mechanical pencils, and associated parts.....	15	9502	12/85	-	-	-	-	-	-	-	-
Lead pencils, art goods, office supplies and small office equipment, excluding paper.....	15	9503	12/85	209.704	208.996	212.507	213.101	214.203	1.7	0.3	0.5
Marking devices.....	15		12/85	-	-	-	-	-	-	-	-
Brooms and brushes.....	15	97	-	-	-	-	-	-	-	-	-
Brooms, brushes and mops.....	15	9705	12/85	-	-	-	-	-	-	-	-
Miscellaneous products, n.e.c.....	15	9A	12/85	-	-	-	-	-	-	-	-
Candles.....	15		12/85	-	-	-	-	-	-	-	-
Signs and advertising displays.....	15		12/85	-	-	-	-	-	-	-	-
All other miscellaneous fabricated products and recyclable materials.....	15		12/85	-	-	-	-	-	-	-	-
Reproduction of audio and video media and software.....	15		12/03	-	-	-	-	-	-	-	-
Reproduction of audio and video media and software.....	15		12/03	-	-	-	-	-	-	-	-
Services²											
Transportation of freight and mail.....	30	1	06/09	170.760	169.135	168.153	167.391	164.605	-0.6	-0.5	-1.7
Rail transportation of freight and mail.....	30	11	12/08	-	-	-	-	-	-	-	-
Rail transportation of freight and mail.....	30	1101	12/08	-	-	-	-	-	-	-	-
Truck transportation of freight.....	30	12	06/09	-	-	-	-	-	-	-	-
Local motor carrying.....	30	1201	06/09	-	-	-	-	-	-	-	-
Long-distance motor carrying.....	30	1202	06/09	-	-	-	-	-	-	-	-
Water transportation of freight.....	30		06/09	-	-	-	-	-	-	-	-
Deep sea water transportation of freight.....	30		12/08	-	-	-	-	-	-	-	-
Coastal and intercoastal water transportation of freight.....	30		12/08	-	-	-	-	-	-	-	-
Great Lakes-St Lawrence Seaway water transportation of freight.....	30	1303	12/08	-	-	-	-	-	-	-	-
Inland waterways transportation of freight.....	30		12/08	-	-	-	-	-	-	-	-
Air transportation of freight.....	30		12/08	-	-	-	-	-	-	-	-
Air transportation of freight.....	30		12/08	-	-	-	-	-	-	-	-
Courier, messenger, and U.S. postal services.....	30	16	06/09	179.232	178.559	182.508	182.726	182.227	2.2	0.1	-0.3
U.S. Postal Service.....	30	1601	06/89	-	-	-	-	-	-	-	-
Courier and messenger services, except air.....	30	1602	04/09	200.425	201.347	200.673	201.341	200.977	-0.3	0.3	-0.2
Air mail and package delivery services, excluding by USPS.....	30	1603	04/09	237.697	230.298	237.817	237.642	235.754	3.3	-0.1	-0.8
Pipeline transportation.....	30		05/22	-	-	-	-	-	-	-	-
Pipeline transportation of petroleum products.....	30	1701	12/08	182.056	182.606	183.597	184.272	185.005	0.5	0.4	0.4
Pipeline transportation of natural gas.....	30		05/22	-	-	-	-	-	-	-	-
Transportation of passengers (partial).....	30	2	06/09	141.098	145.611	149.168	146.896	148.850	2.4	-1.5	1.3
Rail transportation of passengers.....	30	21	12/08	133.583	133.642	133.419	133.497	133.644	-0.2	0.1	0.1
Rail transportation of passengers.....	30	2101	12/08	133.583	133.642	133.419	133.497	133.644	-0.2	0.1	0.1
Airline passenger services.....	30	22	12/08	130.080	134.301	137.617	135.497	137.318	2.5	-1.5	1.3
Airline passenger services.....	30	2201	12/08	130.080	134.301	137.617	135.497	137.318	2.5	-1.5	1.3
Services related to water transportation.....	31	1	06/09	136.403	136.406	137.632	139.188	137.968	0.9	1.1	-0.9
Towing, tugging, docking, and related services.....	31	11	03/09	-	-	-	-	-	-	-	-
Towing, tugging, docking and related services.....	31	1101	03/09	-	-	-	-	-	-	-	-
Operation of port waterfront terminals.....	31		12/08	-	-	-	-	-	-	-	-
Operation of port waterfront terminals.....	31		12/08	-	-	-	-	-	-	-	-
Marine cargo handling.....	31	13	12/08	129.137	129.280	129.352	129.561	129.794	0.1	0.2	0.2
Marine cargo handling.....	31	1301	12/08	129.137	129.280	129.352	129.561	129.794	0.1	0.2	0.2

See footnotes at end of table.

Table 8. Producer price indexes and percentage changes for selected commodity and service groupings and individual items, seasonally adjusted — Continued
 [March 2023, Index base 1982=100, unless otherwise indicated]

Title	Commodity code		Other index base	Seasonally adjusted index ¹					Seasonally adjusted 1-month percent change ¹		
	Group code	Item code		Nov. 2022	Dec. 2022 ^P	Jan. 2023 ^P	Feb. 2023 ^P	Mar. 2023 ^P	Dec. to Jan. ^P	Jan. to Feb. ^P	Feb. to Mar. ^P
Services related to air transportation.....	31	2	04/09	131.178	130.661	134.654	135.964	135.821	3.1	1.0	-0.1
Other airport operations, excluding aircraft maintenance and repair.....	31	21	04/09	131.178	130.661	134.654	135.964	135.821	3.1	1.0	-0.1
Other airport operations, excluding aircraft maintenance and repair.....	31	2101	04/09	131.178	130.661	134.654	135.964	135.821	3.1	1.0	-0.1
Other services related to transportation activities (partial).....			06/09	—	—	—	—	—	—	—	—
Arrangement of freight and cargo.....			12/08	—	—	—	—	—	—	—	—
Arrangement of freight and cargo.....			12/08	—	—	—	—	—	—	—	—
Freight forwarding.....			12/08	—	—	—	—	—	—	—	—
Freight forwarding.....			12/08	—	—	—	—	—	—	—	—
Warehousing, storage, and related services.....			12/08	—	—	—	—	—	—	—	—
Warehousing, storage, and related services.....			12/08	—	—	—	—	—	—	—	—
Warehousing, storage, and related services.....			12/08	—	—	—	—	—	—	—	—
Book, periodical, and newspaper publishing sales and subscriptions.....	33	1	06/09	147.745	148.440	148.837	149.394	149.327	0.3	0.4	0.0
Sales of books.....	33	11		456.203	458.684	465.742	466.572	468.740	1.5	0.2	0.5
Sales of textbooks.....	33	1101		—	—	—	—	—	—	—	—
Sales of technical, scientific, and professional books.....	33	1102		744.430	736.226	760.613	767.129	758.928	3.3	0.9	-1.1
Sales of religious books.....				—	—	—	—	—	—	—	—
Sales of general adult and juvenile books.....				—	—	—	—	—	—	—	—
Sales of general reference books.....				—	—	—	—	—	—	—	—
Sales and subscriptions of periodicals and newspapers.....	33	12	06/09	148.084	148.643	147.639	148.444	147.722	-0.7	0.5	-0.5
Sales and subscriptions of periodicals.....			06/07	—	—	—	—	—	—	—	—
Newspaper subscription and single copy sales.....	33	1202		591.230	595.133	587.766	593.243	587.558	-1.2	0.9	-1.0
Greeting card publishing sales.....			12/85	—	—	—	—	—	—	—	—
Greeting card publishing sales.....			12/85	—	—	—	—	—	—	—	—
Greeting card publishing sales.....			12/85	—	—	—	—	—	—	—	—
Calendars, yearbooks, and other miscellaneous publishing sales.....			12/89	—	—	—	—	—	—	—	—
Calendars, yearbooks, and other miscellaneous publishing sales.....			12/89	—	—	—	—	—	—	—	—
Calendars, yearbooks, and other miscellaneous publishing sales.....			12/89	—	—	—	—	—	—	—	—
Directory, mailing list, and related compilations publishing sales.....			12/22	—	—	—	—	—	—	—	—
Directory, mailing list, and related compilations publishing sales.....			12/22	—	—	—	—	—	—	—	—
Directory, mailing list, and related compilations publishing sales.....			12/22	—	—	—	—	—	—	—	—
System software publishing.....			05/22	—	—	—	—	—	—	—	—
System software publishing.....			05/22	—	—	—	—	—	—	—	—
System software publishing.....			05/22	—	—	—	—	—	—	—	—
Application software publishing.....			06/09	—	—	—	—	—	—	—	—
Application software publishing.....			06/09	—	—	—	—	—	—	—	—
Desktop and portable device application software publishing.....			12/08	—	—	—	—	—	—	—	—
Application software publishing, cross-industry, vertical market, utilities, and other.....			12/08	—	—	—	—	—	—	—	—
Application software publishing, game software.....	34	2104	12/13	—	—	—	—	—	—	—	—
Affiliate agreements, programming sales, and retransmission fees for cable and broadcast tv.....	35	1	06/09	160.179	160.703	157.612	157.542	157.907	-1.9	0.0	0.2
Affiliate agreements, programming sales, and retransmission fees for cable and broadcast tv.....	35	11	06/09	160.179	160.703	157.612	157.542	157.907	-1.9	0.0	0.2
Affiliate agreements, programming sales, and retransmission fees for cable and broadcast tv.....	35	1101	12/08	163.244	163.787	160.412	160.410	160.733	-2.1	0.0	0.2
Affiliate agreements, programming sales, and retransmission fees for radio.....			06/09	—	—	—	—	—	—	—	—
Affiliate agreements, programming sales, and retransmission fees for radio.....			06/09	—	—	—	—	—	—	—	—
Affiliate agreements, programming sales, and network compensation for radio.....			12/08	—	—	—	—	—	—	—	—
Advertising space sales in periodicals, newspapers, directories, and mailing lists.....	36	1	06/09	—	—	—	—	—	—	—	—
Advertising space sales in periodicals and newspapers.....	36	11	06/09	—	—	—	—	—	—	—	—
Advertising space sales in periodicals.....	36	1101		—	—	—	—	—	—	—	—
Advertising space sales in newspapers.....	36	1102		—	—	—	—	—	—	—	—
Advertising space sales in directories and mailing lists.....	36	12	12/08	—	—	—	—	—	—	—	—
Print advertising space sales in directories and mailing lists.....	36	1201	12/08	—	—	—	—	—	—	—	—
Television advertising time sales.....	36	2	06/09	107.172	97.556	96.126	90.000	86.804	-1.5	-6.4	-3.6
Television advertising time sales.....	36	21	06/09	107.172	97.556	96.126	90.000	86.804	-1.5	-6.4	-3.6
Broadcast and network television advertising time sales.....	36	2101	12/08	100.153	85.113	84.812	83.570	80.791	-0.4	-1.5	-3.3
Cable network advertising time sales.....	36	2102	12/08	—	—	—	—	—	—	—	—
Local cable system advertising time sales.....			12/08	—	—	—	—	—	—	—	—
Radio advertising time sales.....	36	3	03/09	101.664	99.164	89.405	99.253	97.614	-9.8	11.0	-1.7
Radio advertising time sales.....	36	31	03/09	101.664	99.164	89.405	99.253	97.614	-9.8	11.0	-1.7
Radio advertising time sales.....	36	3101	03/09	101.664	99.164	89.405	99.253	97.614	-9.8	11.0	-1.7
Internet advertising sales.....			12/22	—	—	—	—	—	—	—	—

See footnotes at end of table.

Table 8. Producer price indexes and percentage changes for selected commodity and service groupings and individual items, seasonally adjusted — Continued
 [March 2023, Index base 1982=100, unless otherwise indicated]

Title	Commodity code		Other index base	Seasonally adjusted index ¹					Seasonally adjusted 1-month percent change ¹		
	Group code	Item code		Nov. 2022	Dec. 2022 ^P	Jan. 2023 ^P	Feb. 2023 ^P	Mar. 2023 ^P	Dec. to Jan. ^P	Jan. to Feb. ^P	Feb. to Mar. ^P
Internet advertising sales.....			12/22	-	-	-	-	-	-	-	-
Internet advertising sales.....			12/22	-	-	-	-	-	-	-	-
Wired telephone services.....	37	1	06/09	-	-	-	-	-	-	-	-
Residential wired telephone services.....	37	11	06/09	-	-	-	-	-	-	-	-
Local residential wired telephone service.....	37	1101	12/08	-	-	-	-	-	-	-	-
Long distance residential wired telephone service.....	37	1102	03/09	-	-	-	-	-	-	-	-
All-distance residential wired telephone service.....	37	1103	12/11	-	-	-	-	-	-	-	-
Business wired telephone services.....			06/09	-	-	-	-	-	-	-	-
Local business wired telephone service.....			12/08	-	-	-	-	-	-	-	-
Long distance business wired telephone and other toll service.....	37	1202	04/09	97.647	98.251	100.406	100.576	98.827	2.2	0.2	-1.7
Private line wired telephone service.....	37	1204	12/11	-	-	-	-	-	-	-	-
All-distance business wired telephone service (partial).....			05/22	-	-	-	-	-	-	-	-
Other telephone services.....			12/08	-	-	-	-	-	-	-	-
Other wired telephone services.....			12/08	-	-	-	-	-	-	-	-
Wireless telecommunication services.....	37	2	06/09	65.865	65.918	65.940	66.157	66.196	0.0	0.3	0.1
Cellular phone and other wireless telecommunication services.....	37	21	03/09	64.369	64.398	64.369	64.645	64.662	0.0	0.4	0.0
Cellular phone and other wireless telecommunication services.....	37	2101	03/09	64.369	64.398	64.369	64.645	64.662	0.0	0.4	0.0
Cable and satellite subscriber services.....	37	3	12/08	157.089	161.161	162.239	161.713	164.740	0.7	-0.3	1.9
Cable and satellite subscriber services.....	37	31	12/08	157.089	161.161	162.239	161.713	164.740	0.7	-0.3	1.9
Cable and satellite subscriber services.....	37	3101	12/08	157.089	161.161	162.239	161.713	164.740	0.7	-0.3	1.9
Internet access services.....			03/09	-	-	-	-	-	-	-	-
Internet access services.....			03/09	-	-	-	-	-	-	-	-
Residential Internet access services.....			12/11	-	-	-	-	-	-	-	-
Business Internet access services.....	37	4103	12/11	-	-	-	-	-	-	-	-
Bundled wired telecommunications access services.....			12/11	-	-	-	-	-	-	-	-
Bundled wired telecommunications access services.....			12/11	-	-	-	-	-	-	-	-
Bundled wired telecommunications access services.....			12/11	-	-	-	-	-	-	-	-
Data processing and related services.....			06/09	-	-	-	-	-	-	-	-
Data processing and related services.....			06/09	-	-	-	-	-	-	-	-
Hosting, ASP and other IT infrastructure provisioning services.....			12/08	-	-	-	-	-	-	-	-
Business process management services (partial).....			12/08	-	-	-	-	-	-	-	-
Data management, information transformation and other services.....			12/08	-	-	-	-	-	-	-	-
Loan services (partial).....	39	1	06/09	183.619	180.229	192.080	208.148	196.955	6.6	8.4	-5.4
Business loans (partial).....	39	11	04/09	335.327	340.187	369.943	410.175	386.024	8.7	10.9	-5.9
Business loans (partial).....	39	1101	04/09	335.327	340.187	369.943	410.175	386.024	8.7	10.9	-5.9
Consumer loans (partial).....	39	12	06/09	127.059	118.650	120.760	124.374	118.632	1.8	3.0	-4.6
Residential real estate loans (partial).....			04/09	-	-	-	-	-	-	-	-
Vehicle loans (partial).....	39	1202	04/09	65.868	59.063	60.401	61.344	54.800	2.3	1.6	-10.7
Credit cards, overdraft credit, and related plans (partial).....	39	1203	04/09	173.543	179.657	185.076	191.314	186.613	3.0	3.4	-2.5
Other loans and loan services (partial).....			04/09	-	-	-	-	-	-	-	-
Other loans and loan services (partial).....			04/09	-	-	-	-	-	-	-	-
Deposit services (partial).....			04/09	-	-	-	-	-	-	-	-
Deposit services (partial).....			04/09	-	-	-	-	-	-	-	-
Deposit services (partial).....			04/09	-	-	-	-	-	-	-	-
Other credit intermediation services, including trust services (partial).....			04/09	-	-	-	-	-	-	-	-
Other credit intermediation services, including trust services (partial).....			04/09	-	-	-	-	-	-	-	-
Other credit intermediation services, including trust services (partial).....			04/09	-	-	-	-	-	-	-	-
Securities brokerage, dealing, investment advice, and related services.....			06/09	-	-	-	-	-	-	-	-
Securities brokerage, dealing, investment advice, and related services.....			06/09	-	-	-	-	-	-	-	-
Securities brokerage, dealing, and investment advice.....			12/08	-	-	-	-	-	-	-	-
Securities brokerage and dealing related services (partial).....			12/08	-	-	-	-	-	-	-	-
Portfolio management.....			12/08	-	-	-	-	-	-	-	-
Portfolio management.....			12/08	-	-	-	-	-	-	-	-
Portfolio management.....			12/08	-	-	-	-	-	-	-	-
Investment banking.....			12/08	-	-	-	-	-	-	-	-
Investment banking.....			12/08	-	-	-	-	-	-	-	-
Investment banking.....			12/08	-	-	-	-	-	-	-	-
Insurance.....	41	1	06/09	129.503	130.280	130.492	130.739	130.976	0.2	0.2	0.2
Insurance.....	41	11	06/09	129.503	130.280	130.492	130.739	130.976	0.2	0.2	0.2
Life insurance.....	41	1101	03/09	-	-	-	-	-	-	-	-
Disability insurance, including accidental death.....	41	1102	03/09	-	-	-	-	-	-	-	-
Health and medical insurance.....	41	1103	03/09	145.057	145.341	144.227	144.619	144.870	-0.8	0.3	0.2
Property and casualty insurance.....	41	1104	03/09	-	-	-	-	-	-	-	-

See footnotes at end of table.

Table 8. Producer price indexes and percentage changes for selected commodity and service groupings and individual items, seasonally adjusted — Continued
 [March 2023, Index base 1982=100, unless otherwise indicated]

Title	Commodity code		Other index base	Seasonally adjusted index ¹					Seasonally adjusted 1-month percent change ¹		
	Group code	Item code		Nov. 2022	Dec. 2022 ^P	Jan. 2023 ^P	Feb. 2023 ^P	Mar. 2023 ^P	Dec. to Jan. ^P	Jan. to Feb. ^P	Feb. to Mar. ^P
Annuities.....			03/09	-	-	-	-	-	-	-	-
Annuities.....			03/09	-	-	-	-	-	-	-	-
Annuities.....			03/09	-	-	-	-	-	-	-	-
Commissions from sales of insurance.....	42	1	06/09	-	-	-	-	-	-	-	-
Commissions from sales of insurance.....	42	11	06/09	-	-	-	-	-	-	-	-
Commissions from sales of life insurance and annuities.....	42	1101	06/09	-	-	-	-	-	-	-	-
Commissions from sales of health and medical insurance.....			06/09	-	-	-	-	-	-	-	-
Commissions from sales of property and casualty insurance.....	42	1103	06/09	-	-	-	-	-	-	-	-
Commissions from sales of other insurance.....			06/09	-	-	-	-	-	-	-	-
Nonresidential real estate services.....			06/09	-	-	-	-	-	-	-	-
Nonresidential real estate rents.....	43	11	06/09	-	-	-	-	-	-	-	-
Office buildings, gross rents.....			12/08	-	-	-	-	-	-	-	-
Retail properties, gross rents.....			04/09	-	-	-	-	-	-	-	-
Industrial buildings, gross rents.....			04/09	-	-	-	-	-	-	-	-
Self-service storage and miniwarehouses, gross rents.....	43	1104	12/08	-	-	-	-	-	-	-	-
Other nonresidential buildings, gross rents.....			12/08	-	-	-	-	-	-	-	-
Nonresidential property sales and leases including land, brokerage fees and commissions.....			12/08	-	-	-	-	-	-	-	-
Nonresidential property sales and leases including land, brokerage fees and commissions.....			12/08	-	-	-	-	-	-	-	-
Nonresidential property management fees.....			12/08	-	-	-	-	-	-	-	-
Nonresidential property management fees.....			12/08	-	-	-	-	-	-	-	-
Residential real estate services (partial).....	43	2	06/09	171.895	171.473	171.419	170.159	169.891	0.0	-0.7	-0.2
Residential property sales and rental, brokerage fees and commissions.....	43	21	12/08	190.996	190.999	190.494	188.937	188.616	-0.3	-0.8	-0.2
Residential property sales and rental, brokerage fees and commissions.....	43	2101	12/08	190.996	190.999	190.494	188.937	188.616	-0.3	-0.8	-0.2
Residential property management fees.....			12/08	-	-	-	-	-	-	-	-
Residential property management fees.....			12/08	-	-	-	-	-	-	-	-
Real estate appraisal fees.....			12/08	-	-	-	-	-	-	-	-
Real estate appraisal fees.....			12/08	-	-	-	-	-	-	-	-
Real estate appraisal fees.....			12/08	-	-	-	-	-	-	-	-
Passenger car rental.....	44	1	03/09	111.336	112.024	109.254	107.682	106.485	-2.5	-1.4	-1.1
Passenger car rental.....	44	11	03/09	111.336	112.024	109.254	107.682	106.485	-2.5	-1.4	-1.1
Passenger car rental.....	44	1101	03/09	111.336	112.024	109.254	107.682	106.485	-2.5	-1.4	-1.1
Truck, trailer, and RV rental and leasing.....			06/09	-	-	-	-	-	-	-	-
Truck, trailer, and RV rental and leasing.....			06/09	-	-	-	-	-	-	-	-
Truck, truck trailer and RV rental.....			12/08	-	-	-	-	-	-	-	-
Truck, truck trailer and RV leasing.....			12/08	-	-	-	-	-	-	-	-
Construction, mining, and forestry machinery and equipment rental and leasing.....			03/09	-	-	-	-	-	-	-	-
Construction, mining, and forestry machinery and equipment rental and leasing.....			03/09	-	-	-	-	-	-	-	-
Construction, mining, and forestry machinery and equipment rental and leasing.....			03/09	-	-	-	-	-	-	-	-
Legal services.....	45	1	03/09	156.782	157.229	159.730	161.534	162.021	1.6	1.1	0.3
Legal services.....	45	11	03/09	156.782	157.229	159.730	161.534	162.021	1.6	1.1	0.3
Legal services.....	45	1101	03/09	156.782	157.229	159.730	161.534	162.021	1.6	1.1	0.3
Accounting services (partial).....	45	2	06/09	120.684	121.130	122.681	124.664	124.633	1.3	1.6	0.0
Accounting services, excluding payroll.....	45	21	06/09	120.684	121.130	122.681	124.664	124.633	1.3	1.6	0.0
Financial auditing.....	45	2101	12/08	-	-	-	-	-	-	-	-
Tax preparation and planning.....	45	2102	04/09	123.393	126.480	126.381	127.135	127.402	-0.1	0.6	0.2
Bookkeeping and compilation.....			12/08	-	-	-	-	-	-	-	-
Other accounting services, including billing and review (partial).....			12/08	-	-	-	-	-	-	-	-
Architectural and engineering services.....	45	3	06/09	129.871	129.945	129.887	130.430	130.347	0.0	0.4	-0.1
Architectural services.....			03/09	-	-	-	-	-	-	-	-
Architectural services.....			03/09	-	-	-	-	-	-	-	-
Engineering services.....	45	32	03/09	133.039	133.062	133.195	133.818	133.713	0.1	0.5	-0.1
Engineering services.....	45	3201	03/09	133.039	133.062	133.195	133.818	133.713	0.1	0.5	-0.1
Management, scientific, and technical consulting services.....	45	4	06/09	113.196	114.547	115.824	114.342	114.470	1.1	-1.3	0.1
Management consulting services.....	45	41	06/09	113.196	114.547	115.824	114.342	114.470	1.1	-1.3	0.1
Administrative and general management consulting services.....	45	4101	12/08	134.404	135.707	137.585	134.522	134.641	1.4	-2.2	0.1
Human resources consulting services.....			12/08	-	-	-	-	-	-	-	-
Marketing consulting services.....			12/08	-	-	-	-	-	-	-	-
Process, physical distribution, and logistics consulting services.....			12/08	-	-	-	-	-	-	-	-
Advertising and related services (partial).....			12/08	-	-	-	-	-	-	-	-
Advertising agency services.....			12/08	-	-	-	-	-	-	-	-

See footnotes at end of table.

Table 8. Producer price indexes and percentage changes for selected commodity and service groupings and individual items, seasonally adjusted — Continued
 [March 2023, Index base 1982=100, unless otherwise indicated]

Title	Commodity code		Other index base	Seasonally adjusted index ¹					Seasonally adjusted 1-month percent change ¹		
	Group code	Item code		Nov. 2022	Dec. 2022 ^P	Jan. 2023 ^P	Feb. 2023 ^P	Mar. 2023 ^P	Dec. to Jan. ^P	Jan. to Feb. ^P	Feb. to Mar. ^P
Advertising agency services.....			12/08	-	-	-	-	-	-	-	-
Information technology (IT) technical support and consulting services (partial)...	45	6	12/08	-	-	-	-	-	-	-	-
Information technology (IT) technical support and consulting services (partial).....	45	61	12/08	-	-	-	-	-	-	-	-
Information technology (IT) technical support and consulting services (partial).....	45	6101	12/08	-	-	-	-	-	-	-	-
Permanent placement services.....			03/09	-	-	-	-	-	-	-	-
Permanent placement services.....			03/09	-	-	-	-	-	-	-	-
Employment placement services.....			03/09	-	-	-	-	-	-	-	-
Executive search services.....			12/08	-	-	-	-	-	-	-	-
Executive search services.....			12/08	-	-	-	-	-	-	-	-
Executive search services.....			12/08	-	-	-	-	-	-	-	-
Staffing services.....	46	3	06/09	129.263	129.333	129.154	128.717	129.210	-0.1	-0.3	0.4
Temporary help services.....			03/09	-	-	-	-	-	-	-	-
Temporary help services.....			03/09	-	-	-	-	-	-	-	-
Co-employment staffing services.....	46	32	12/08	119.938	120.068	119.397	119.417	119.407	-0.6	0.0	0.0
Co-employment staffing services.....	46	3201	12/08	119.938	120.068	119.397	119.417	119.407	-0.6	0.0	0.0
Arrangement of flights (partial).....	47	1	06/09	105.035	103.857	103.341	104.364	104.100	-0.5	1.0	-0.3
Arrangement of international flights.....	47	11	12/08	109.765	108.262	107.348	109.049	108.419	-0.8	1.6	-0.6
Arrangement of international flights.....	47	1101	12/08	109.765	108.262	107.348	109.049	108.419	-0.8	1.6	-0.6
Arrangement of domestic flights.....			12/08	-	-	-	-	-	-	-	-
Arrangement of domestic flights (partial).....			12/08	-	-	-	-	-	-	-	-
Arrangement of vehicle rentals and lodging.....	47	2	12/08	-	-	-	-	-	-	-	-
Arrangement of vehicle rentals and lodging.....	47	21	12/08	-	-	-	-	-	-	-	-
Arrangement of vehicle rentals and lodging (partial).....	47	2101	12/08	-	-	-	-	-	-	-	-
Arrangement of cruises and tours.....			12/08	-	-	-	-	-	-	-	-
Arrangement of cruises and tours.....			12/08	-	-	-	-	-	-	-	-
Arrangement of cruises and tours.....			12/08	-	-	-	-	-	-	-	-
Other travel arrangements (partial).....			12/08	-	-	-	-	-	-	-	-
Other travel arrangements (partial).....			12/08	-	-	-	-	-	-	-	-
Other travel arrangements (partial).....			12/08	-	-	-	-	-	-	-	-
Security guard services.....			03/09	-	-	-	-	-	-	-	-
Security guard services.....			03/09	-	-	-	-	-	-	-	-
Security guard services.....			03/09	-	-	-	-	-	-	-	-
Janitorial services.....			03/09	-	-	-	-	-	-	-	-
Janitorial services.....			03/09	-	-	-	-	-	-	-	-
Janitorial services.....			03/09	-	-	-	-	-	-	-	-
Waste collection.....	50	1	12/08	157.130	158.210	160.201	162.700	164.494	1.3	1.6	1.1
Solid waste collection.....	50	11	12/08	157.130	158.210	160.201	162.700	164.494	1.3	1.6	1.1
Solid waste collection.....	50	1101	12/08	157.130	158.210	160.201	162.700	164.494	1.3	1.6	1.1
Outpatient care (partial).....	51	1	06/09	126.210	126.267	126.757	127.360	127.698	0.4	0.5	0.3
Outpatient care (partial).....	51	11	06/09	126.210	126.267	126.757	127.360	127.698	0.4	0.5	0.3
Physician care.....	51	1101	03/09	116.543	116.722	116.347	116.893	117.089	-0.3	0.5	0.2
Medical laboratory and diagnostic imaging center care.....			03/09	-	-	-	-	-	-	-	-
Home health and hospice care.....	51	1103	12/08	122.196	122.525	122.840	122.936	123.006	0.3	0.1	0.1
Hospital outpatient care.....	51	1104	12/08	-	-	-	-	-	-	-	-
Dental care.....	51	1105	06/10	128.263	128.384	128.925	132.353	132.430	0.4	2.7	0.1
Inpatient care.....	51	2	06/09	143.312	143.871	144.595	145.006	145.948	0.5	0.3	0.6
Inpatient care.....	51	21	06/09	143.312	143.871	144.595	145.006	145.948	0.5	0.3	0.6
Hospital inpatient care.....	51	2101	12/08	145.030	145.678	145.949	146.216	147.170	0.2	0.2	0.7
Nursing home care.....	51	2102	12/08	141.786	142.113	143.371	144.331	145.356	0.9	0.7	0.7
Intellectual and developmental disability center care.....	51	2103	12/08	176.320	176.370	183.835	184.246	184.873	4.2	0.2	0.3
Sales of blood and blood products, organs, and tissues.....			03/09	-	-	-	-	-	-	-	-
Sales of blood and blood products, organs, and tissues.....			03/09	-	-	-	-	-	-	-	-
Sales of blood and blood products, organs, and tissues.....			03/09	-	-	-	-	-	-	-	-
Traveler accommodation services.....	53	1	06/09	143.630	146.414	143.008	138.195	143.896	-2.3	-3.4	4.1
Traveler accommodation services.....	53	11	06/09	143.630	146.414	143.008	138.195	143.896	-2.3	-3.4	4.1
Guestroom or unit rental.....	53	1101	03/09	149.047	152.191	147.954	142.530	149.073	-2.8	-3.7	4.6
Other traveler accommodation services.....			03/09	-	-	-	-	-	-	-	-
Food and beverage for immediate consumption services (partial).....	54	1	06/09	-	-	-	-	-	-	-	-
Food and nonalcoholic beverages for immediate consumption (partial).....	54	11	04/09	-	-	-	-	-	-	-	-
Food and nonalcoholic beverages for immediate consumption (partial).....	54	1101	04/09	-	-	-	-	-	-	-	-
Alcoholic beverages for immediate consumption (partial).....			12/08	-	-	-	-	-	-	-	-

See footnotes at end of table.

Table 8. Producer price indexes and percentage changes for selected commodity and service groupings and individual items, seasonally adjusted — Continued
 [March 2023, Index base 1982=100, unless otherwise indicated]

Title	Commodity code		Other index base	Seasonally adjusted index ¹					Seasonally adjusted 1-month percent change ¹		
	Group code	Item code		Nov. 2022	Dec. 2022 ^P	Jan. 2023 ^P	Feb. 2023 ^P	Mar. 2023 ^P	Dec. to Jan. ^P	Jan. to Feb. ^P	Feb. to Mar. ^P
Alcoholic beverages for immediate consumption (partial).....			12/08	-	-	-	-	-	-	-	-
Commercial and industrial machinery and equipment repair and maintenance. . .	55	1	03/09	151.242	151.999	151.108	150.567	152.309	-0.6	-0.4	1.2
Commercial and industrial machinery and equipment repair and maintenance.....	55	11	03/09	151.242	151.999	151.108	150.567	152.309	-0.6	-0.4	1.2
Commercial machinery repair and maintenance.....	55	1101	03/09	151.242	151.999	151.108	150.567	152.309	-0.6	-0.4	1.2
Motor vehicle repair and maintenance (partial).....	55	2	12/08	154.333	154.808	156.537	156.511	156.603	1.1	0.0	0.1
Motor vehicle repair and maintenance (partial).....	55	21	12/08	154.333	154.808	156.537	156.511	156.603	1.1	0.0	0.1
Motor vehicle repair and maintenance (partial).....	55	2101	12/08	154.333	154.808	156.537	156.511	156.603	1.1	0.0	0.1
Ship repair and maintenance.....			06/09	-	-	-	-	-	-	-	-
Ship repair and maintenance.....			06/09	-	-	-	-	-	-	-	-
Ship repair, military.....			12/08	-	-	-	-	-	-	-	-
Ship repair, nonmilitary.....	55	3102	12/08	-	-	-	-	-	-	-	-
Aircraft repair and maintenance.....	55	4	04/09	137.803	138.598	137.891	140.332	140.858	-0.5	1.8	0.4
Aircraft repair and maintenance.....	55	41	04/09	137.803	138.598	137.891	140.332	140.858	-0.5	1.8	0.4
Aircraft repair and maintenance.....	55	4101	04/09	137.803	138.598	137.891	140.332	140.858	-0.5	1.8	0.4
Membership dues and admissions and recreation facility use fees (partial)	56	1	06/09	-	-	-	-	-	-	-	-
Membership dues and admissions and recreation facility use fees (partial)	56	11	06/09	-	-	-	-	-	-	-	-
Membership dues.....	56	1101	04/09	-	-	-	-	-	-	-	-
Admissions and recreational facilities use fees (partial).....	56	1102	12/08	-	-	-	-	-	-	-	-
Recreational activity instruction fees (partial).....	56	2	12/08	-	-	-	-	-	-	-	-
Recreational activity instruction fees (partial).....	56	21	12/08	-	-	-	-	-	-	-	-
Recreational activity instruction fees (partial).....	56	2101	12/08	-	-	-	-	-	-	-	-
Gaming receipts (partial).....			12/08	-	-	-	-	-	-	-	-
Gaming receipts (partial).....			12/08	-	-	-	-	-	-	-	-
Gaming receipts (partial).....			12/08	-	-	-	-	-	-	-	-
Machinery and equipment and parts and supplies wholesaling.....			06/09	-	-	-	-	-	-	-	-
Machinery and equipment and parts and supplies wholesaling.....			06/09	-	-	-	-	-	-	-	-
Parts and supplies for machinery and equipment wholesaling.....			03/09	-	-	-	-	-	-	-	-
Machinery and vehicle wholesaling.....			05/19	-	-	-	-	-	-	-	-
Professional and commercial equipment wholesaling.....			05/19	-	-	-	-	-	-	-	-
Furnishings wholesaling.....			03/09	-	-	-	-	-	-	-	-
Furnishings wholesaling.....			03/09	-	-	-	-	-	-	-	-
Furnishings wholesaling.....			03/09	-	-	-	-	-	-	-	-
Building materials, paint, and hardware wholesaling.....	57	3	03/09	140.656	142.334	140.603	136.549	132.495	-1.2	-2.9	-3.0
Building materials, paint, and hardware wholesaling.....	57	31	03/09	140.656	142.334	140.603	136.549	132.495	-1.2	-2.9	-3.0
Building materials, paint, and hardware wholesaling.....	57	3101	03/09	140.656	142.334	140.603	136.549	132.495	-1.2	-2.9	-3.0
Metals, minerals, and ores wholesaling.....			03/09	-	-	-	-	-	-	-	-
Metals, minerals, and ores wholesaling.....			03/09	-	-	-	-	-	-	-	-
Metals, minerals, and ores wholesaling.....			03/09	-	-	-	-	-	-	-	-
Chemicals and allied products wholesaling.....	57	5	03/09	-	-	-	-	-	-	-	-
Chemicals and allied products wholesaling.....	57	51	03/09	-	-	-	-	-	-	-	-
Chemicals and allied products wholesaling.....	57	5101	03/09	-	-	-	-	-	-	-	-
Paper and plastics products wholesaling.....			03/09	-	-	-	-	-	-	-	-
Paper and plastics products wholesaling.....			03/09	-	-	-	-	-	-	-	-
Paper and plastics products wholesaling.....			03/09	-	-	-	-	-	-	-	-
Apparel wholesaling.....			03/09	-	-	-	-	-	-	-	-
Apparel wholesaling.....			03/09	-	-	-	-	-	-	-	-
Apparel wholesaling.....			03/09	-	-	-	-	-	-	-	-
Food and alcohol wholesaling.....			06/09	-	-	-	-	-	-	-	-
Food and alcohol wholesaling.....			06/09	-	-	-	-	-	-	-	-
Food wholesaling.....			03/09	-	-	-	-	-	-	-	-
Alcohol wholesaling.....			02/09	-	-	-	-	-	-	-	-
Other commodities wholesaling.....			03/09	-	-	-	-	-	-	-	-
Other commodities wholesaling.....			03/09	-	-	-	-	-	-	-	-
Other commodities wholesaling.....			03/09	-	-	-	-	-	-	-	-
Food and alcohol retailing.....	58	1	03/09	172.446	171.935	169.986	175.071	178.474	-1.1	3.0	1.9
Food and alcohol retailing.....	58	11	03/09	172.446	171.935	169.986	175.071	178.474	-1.1	3.0	1.9
Food retailing.....	58	1102	09/15	138.284	137.691	136.245	139.993	143.823	-1.1	2.8	2.7
Alcohol retailing.....			09/15	-	-	-	-	-	-	-	-
Health and beauty care retailing, including optical goods.....			03/09	-	-	-	-	-	-	-	-
Health and beauty care retailing, including optical goods.....			03/09	-	-	-	-	-	-	-	-
Health and beauty care retailing, including optical goods.....			03/09	-	-	-	-	-	-	-	-

See footnotes at end of table.

Table 8. Producer price indexes and percentage changes for selected commodity and service groupings and individual items, seasonally adjusted — Continued
 [March 2023, Index base 1982=100, unless otherwise indicated]

Title	Commodity code		Other index base	Seasonally adjusted index ¹					Seasonally adjusted 1-month percent change ¹		
	Group code	Item code		Nov. 2022	Dec. 2022 ^P	Jan. 2023 ^P	Feb. 2023 ^P	Mar. 2023 ^P	Dec. to Jan. ^P	Jan. to Feb. ^P	Feb. to Mar. ^P
Apparel, jewelry, footwear, and accessories retailing.....	58	3	06/09	123.314	127.231	129.722	130.142	129.313	2.0	0.3	-0.6
Apparel, jewelry, footwear, and accessories retailing.....	58	31	06/09	123.314	127.231	129.722	130.142	129.313	2.0	0.3	-0.6
Apparel, footwear, and accessories retailing.....	58	3101	03/09	118.708	122.002	125.114	125.443	124.194	2.6	0.3	-1.0
Jewelry retailing.....	58	3102	03/09	-	-	-	-	-	-	-	-
Computer hardware, software, and supplies retailing.....			03/09	-	-	-	-	-	-	-	-
Computer hardware, software, and supplies retailing.....			03/09	-	-	-	-	-	-	-	-
Computer hardware, software, and supplies retailing.....			03/09	-	-	-	-	-	-	-	-
TV, video, and photographic equipment and supplies retailing.....	58	5	03/09	55.628	50.747	48.634	48.026	48.688	-4.2	-1.3	1.4
TV, video, and photographic equipment and supplies retailing.....	58	51	03/09	55.628	50.747	48.634	48.026	48.688	-4.2	-1.3	1.4
TV, video, and photographic equipment and supplies retailing.....	58	5101	03/09	55.628	50.747	48.634	48.026	48.688	-4.2	-1.3	1.4
Automobiles and automobile parts retailing.....	58	6	06/09	199.609	193.286	183.802	182.564	179.730	-4.9	-0.7	-1.6
Automobiles and automobile parts retailing.....	58	61	06/09	199.609	193.286	183.802	182.564	179.730	-4.9	-0.7	-1.6
Automobile retailing (Partial).....	58	6101	03/09	225.369	214.239	199.452	198.318	195.074	-6.9	-0.6	-1.6
Automotive parts, including tires, retailing.....			03/09	-	-	-	-	-	-	-	-
RVs, trailers, and campers retailing.....			03/09	-	-	-	-	-	-	-	-
RVs, trailers, and campers retailing.....			03/09	-	-	-	-	-	-	-	-
RVs, trailers, and campers retailing.....			03/09	-	-	-	-	-	-	-	-
Sporting goods, including boats, retailing.....	58	9	03/09	128.614	126.811	123.216	122.256	124.910	-2.8	-0.8	2.2
Sporting goods, including boats, retailing.....	58	91	03/09	128.614	126.811	123.216	122.256	124.910	-2.8	-0.8	2.2
Sporting goods, including boats, retailing.....	58	9101	03/09	128.614	126.811	123.216	122.256	124.910	-2.8	-0.8	2.2
Lawn, garden, and farm equipment and supplies retailing.....			03/09	-	-	-	-	-	-	-	-
Lawn, garden, and farm equipment and supplies retailing.....			03/09	-	-	-	-	-	-	-	-
Lawn, garden, and farm equipment and supplies retailing.....			03/09	-	-	-	-	-	-	-	-
Furniture retailing.....			03/09	-	-	-	-	-	-	-	-
Furniture retailing.....			03/09	-	-	-	-	-	-	-	-
Furniture retailing.....			03/09	-	-	-	-	-	-	-	-
Flooring and floor coverings retailing.....			03/09	-	-	-	-	-	-	-	-
Flooring and floor coverings retailing.....			03/09	-	-	-	-	-	-	-	-
Flooring and floor coverings retailing.....			03/09	-	-	-	-	-	-	-	-
Hardware and building materials and supplies retailing.....	58	D	03/09	175.439	163.467	162.672	153.298	151.939	-0.5	-5.8	-0.9
Hardware and building materials and supplies retailing.....	58	D1	03/09	175.439	163.467	162.672	153.298	151.939	-0.5	-5.8	-0.9
Hardware and building materials and supplies retailing.....	58	D101	03/09	175.439	163.467	162.672	153.298	151.939	-0.5	-5.8	-0.9
Major household appliance retailing.....	58	E	03/09	122.156	122.926	124.086	139.215	126.131	0.9	12.2	-9.4
Major household appliance retailing.....	58	E1	03/09	122.156	122.926	124.086	139.215	126.131	0.9	12.2	-9.4
Major household appliance retailing.....	58	E101	03/09	122.156	122.926	124.086	139.215	126.131	0.9	12.2	-9.4
Fuels and lubricants retailing.....	58	F	06/09	288.898	330.977	291.362	288.841	253.770	-12.0	-0.9	-12.1
Fuels and lubricants retailing.....	58	F1	06/09	288.898	330.977	291.362	288.841	253.770	-12.0	-0.9	-12.1
Automotive fuels and lubricants retailing.....			03/09	-	-	-	-	-	-	-	-
Household fuels retailing.....	58	F102	03/09	171.499	163.762	164.715	181.404	176.269	0.6	10.1	-2.8
Cleaning supplies and paper products retailing.....			03/09	-	-	-	-	-	-	-	-
Cleaning supplies and paper products retailing.....			03/09	-	-	-	-	-	-	-	-
Cleaning supplies and paper products retailing.....			03/09	-	-	-	-	-	-	-	-
Book retailing.....			03/09	-	-	-	-	-	-	-	-
Book retailing.....			03/09	-	-	-	-	-	-	-	-
Book retailing.....			03/09	-	-	-	-	-	-	-	-
Other merchandise retailing (partial).....	58	I	03/09	138.529	138.780	135.572	136.784	136.308	-2.3	0.9	-0.3
Other merchandise retailing (partial).....	58	I1	03/09	138.529	138.780	135.572	136.784	136.308	-2.3	0.9	-0.3
Other merchandise retailing (partial).....	58	I101	03/09	138.529	138.780	135.572	136.784	136.308	-2.3	0.9	-0.3
Metal treatment services.....			12/84	-	-	-	-	-	-	-	-
Metal treatment services.....			12/84	-	-	-	-	-	-	-	-
Metal plating and polishing.....	59	1101	12/84	242.368	242.629	250.786	251.176	250.203	3.4	0.2	-0.4
Metal coating and allied services.....			12/84	-	-	-	-	-	-	-	-
Metal heat treating.....			06/85	-	-	-	-	-	-	-	-
Mining services.....	60	1	06/85	-	-	-	-	-	-	-	-
Mining services.....	60	11	06/85	-	-	-	-	-	-	-	-
Metal mining services.....			12/85	-	-	-	-	-	-	-	-
Support activities for coal mining.....	60	1102	06/85	-	-	-	-	-	-	-	-
Drilling oil and gas wells services.....	60	1103	12/85	-	-	-	-	-	-	-	-
Support activities for oil and gas operations.....			12/85	-	-	-	-	-	-	-	-
Contract work on textile products and apparel.....			06/10	-	-	-	-	-	-	-	-
Contract work on textile products and apparel.....			06/10	-	-	-	-	-	-	-	-
Contract work on textile products.....	61	1102	06/87	-	-	-	-	-	-	-	-

See footnotes at end of table.

Table 8. Producer price indexes and percentage changes for selected commodity and service groupings and individual items, seasonally adjusted — Continued

[March 2023, Index base 1982=100, unless otherwise indicated]

Title	Commodity code		Other index base	Seasonally adjusted index ¹					Seasonally adjusted 1-month percent change ¹		
	Group code	Item code		Nov. 2022	Dec. 2022 ^p	Jan. 2023 ^p	Feb. 2023 ^p	Mar. 2023 ^p	Dec. to Jan. ^p	Jan. to Feb. ^p	Feb. to Mar. ^p
Contract work on apparel.			06/87	-	-	-	-	-	-	-	-
Contract & commission receipts for tanning or finishing leather owned by others.			06/11	-	-	-	-	-	-	-	-
Contract & commission receipts for tanning or finishing leather owned by others.			06/11	-	-	-	-	-	-	-	-
Contract and commission receipts for tanning or finishing leather owned by others.			12/97	-	-	-	-	-	-	-	-
New nonresidential building construction.			06/09	-	-	-	-	-	-	-	-
New nonresidential building construction.			06/09	-	-	-	-	-	-	-	-
New warehouse building construction.			12/04	-	-	-	-	-	-	-	-
New school building construction.			12/05	-	-	-	-	-	-	-	-
New office building construction.			06/06	-	-	-	-	-	-	-	-
New industrial building construction.			06/07	-	-	-	-	-	-	-	-
New health care building construction.			06/12	-	-	-	-	-	-	-	-
Maintenance and repair of nonresidential buildings (partial).	80	2	04/09	-	-	-	-	-	-	-	-
Maintenance and repair of nonresidential buildings (partial).	80	21	04/09	-	-	-	-	-	-	-	-
Maintenance and repair of nonresidential buildings (partial).	80	2101	04/09	-	-	-	-	-	-	-	-

¹ All indexes are subject to revision for 4 months after their originally scheduled publication to incorporate late reports and corrections by survey respondents. In addition, seasonally adjusted indexes are subject to change for up to 5 years due to the recalculation of seasonal factors published each January.

² Due to incomplete coverage of the services sector, some services indexes in this table reflect only a portion of their wherever-provided output. These indexes are flagged using the term "partial" at the end of their titles. For more information regarding wherever-provided services indexes, go to <https://www.bls.gov/ppi/wepnotice.htm>. This webpage includes methodology documentation, a table identifying missing coverage areas for those indexes with incomplete coverage, and a concordance table between wherever-provided services indexes and Census product codes.

^p Preliminary

"-" Seasonal tests did not indicate the presence of seasonality.

Table 9. Producer price indexes for commodity and service groupings and individual items, not seasonally adjusted

[March 2023, Index base 1982=100, unless otherwise indicated]

Title	Commodity code		Other index base	Unadjusted index ¹				
	Group code	Item code		Nov. 2022	Dec. 2022 ^P	Jan. 2023 ^P	Feb. 2023 ^P	Mar. 2023 ^P
Goods								
All commodities.....	00	000000		263.157	257.921	260.213	258.697	257.022
Industrial commodities.....	IND	THRU15		262.822	256.826	260.357	259.190	256.903
Farm products, processed foods and feeds.....	PFF	PLUS02		261.595	260.002	256.797	253.759	254.805
Farm products.....	01	—		261.427	260.716	246.923	242.831	242.017
Fruits & melons, fresh/dry vegs. & nuts.....	01	1		355.298	327.090	276.998	252.993	251.335
Fresh fruits and melons.....	01	11		194.273	179.071	190.738	178.480	172.756
Citrus fruits.....	01	1101		327.964	318.951	348.286	333.832	322.492
Grapefruits.....	01	110101		744.878	670.185	633.264	634.109	651.887
Lemons.....	01	110104		311.994	284.163	274.370	254.290	253.682
Valencia oranges.....	01	110105		—	—	303.573	243.091	239.956
Navel oranges.....	01	110106		239.989	224.503	222.602	207.483	197.079
Tangerines.....	01	110108	12/91	569.702	638.038	646.286	833.678	765.344
Tangelos.....	01	110110	12/17	—	—	—	109.109	—
Other fruits and berries.....	01	1102		179.547	161.653	172.143	159.778	154.381
Avocados.....	01	110205	12/91	352.477	334.782	338.701	—	—
Kiwifruit.....	01	110206	12/91	—	264.791	263.422	—	—
Granny Smith apples.....	01	110208	12/91	186.914	208.397	217.620	220.864	208.125
Golden delicious apples.....	01	110211	12/91	—	222.938	233.348	233.348	227.541
Red delicious apples.....	01	110215		300.091	310.527	327.107	339.720	329.171
McIntosh apples.....	01	110216		224.193	235.769	233.798	234.690	230.520
Gala apples.....	01	110220	03/15	119.739	125.748	141.754	140.089	129.526
Pears.....	01	110221		148.539	158.470	165.730	169.017	158.370
Strawberries.....	01	110222		288.505	198.940	228.781	171.170	159.657
Grapes.....	01	110228		137.920	137.920	137.920	144.152	145.532
Table grapes.....	01	1102281	12/11	140.534	140.534	—	—	—
Wine grapes.....	01	1102283	12/11	109.906	109.906	109.906	114.955	116.074
Juice grapes.....	01	1102284	01/16	174.071	174.071	174.071	174.071	174.071
Fuji apples.....	01	110229	03/15	189.731	190.313	181.723	176.190	158.718
Empire apples.....	01	110230	10/15	129.535	137.466	137.466	137.466	137.466
Melons.....	01	1103	12/91	242.200	—	—	—	—
Cantaloupes.....	01	110301		293.046	—	—	—	—
Honeydews.....	01	110302	12/91	265.591	—	—	—	—
Fresh and dry vegetables.....	01	13		590.450	535.102	356.039	307.454	284.354
Dry vegetables.....	01	1301		236.404	234.068	235.031	236.844	232.467
Dry beans.....	01	13011	09/15	161.354	159.289	160.302	162.640	161.965
Dry pinto beans.....	01	130110	12/91	388.778	388.778	388.778	388.778	388.778
Dry great northern beans.....	01	130111	12/91	439.002	439.002	439.002	439.002	439.002
Dry pea beans.....	01	130113		238.876	238.669	239.067	238.669	234.023
Dry kidney beans.....	01	130114	12/11	119.377	117.765	117.529	117.293	117.293
Dry small red beans.....	01	130115	12/11	—	74.009	81.939	—	—
Dry garbanzo beans.....	01	130116	12/11	80.165	77.073	77.073	83.257	83.257
Dry black beans.....	01	130117	09/15	186.454	181.178	186.674	189.422	187.707
Dry peas and lentils.....	01	13012	09/15	142.588	141.726	141.856	141.561	136.002
Dry peas.....	01	130120	12/91	334.115	337.154	334.115	338.330	317.647
Dry lentils.....	01	130121	12/91	312.470	301.808	308.916	298.255	301.634
Fresh vegetables, except potatoes.....	01	1302		729.634	640.647	352.884	277.492	239.683
Cabbage.....	01	130211		316.561	325.082	419.090	333.281	261.694
Carrots.....	01	130212		252.425	253.730	259.390	269.351	269.675
Celery.....	01	130213		541.416	891.045	1,033.816	318.403	325.154
Sweet corn.....	01	130214		345.188	—	304.971	326.794	111.963
Lettuce.....	01	130215		1,736.783	1,393.390	421.968	279.184	232.698
Dry onions.....	01	130216		220.381	220.540	210.890	188.933	176.069
Tomatoes.....	01	130217		638.990	—	305.112	233.320	214.756
Snap beans.....	01	130218		553.110	358.404	401.672	300.713	—
Broccoli.....	01	130222	12/91	350.825	586.823	345.837	248.606	337.532
Cauliflower.....	01	130223	12/91	430.053	247.058	66.244	165.142	88.493
Spinach.....	01	130224	12/91	574.458	—	—	—	—
Greens.....	01	130225	12/91	240.290	233.564	256.280	248.668	252.294
Endive.....	01	130226	12/91	619.920	905.517	979.685	949.595	704.098
Green peppers.....	01	130228	12/91	554.816	468.077	575.991	439.894	565.094
Eggplant.....	01	130229	12/91	275.369	341.557	396.870	341.557	—
Squash.....	01	130231	12/91	193.549	218.204	334.398	191.607	263.633
Beets.....	01	130232	12/91	229.869	166.090	126.228	136.637	174.284
Cucumbers.....	01	130234	12/91	380.019	241.550	241.550	—	133.853
Artichokes.....	01	130235	12/11	248.386	288.920	355.609	253.888	157.620

See footnotes at end of table.

Table 9. Producer price indexes for commodity and service groupings and individual items, not seasonally adjusted — Continued
 [March 2023, Index base 1982=100, unless otherwise indicated]

Title	Commodity code		Other index base	Unadjusted index ¹				
	Group code	Item code		Nov. 2022	Dec. 2022 ^P	Jan. 2023 ^P	Feb. 2023 ^P	Mar. 2023 ^P
Sweet potatoes.....	01	1303		157.117	156.581	154.567	154.567	154.567
Sweet potatoes.....	01	130301	12/91	101.582	101.235	99.933	99.933	99.933
Potatoes.....	01	1306	12/11	204.873	210.946	206.347	201.770	202.623
Russet potatoes.....	01	130603	12/91	372.187	383.336	374.133	365.330	370.182
Round red potatoes.....	01	130604	12/91	239.694	236.347	237.753	238.572	223.298
Round yellow potatoes.....	01	130605	09/15	124.704	149.222	151.004	—	115.473
Tree nuts.....	01	19		1,266.015	1,266.015	1,424.698	1,424.698	1,760.796
Tree nuts.....	01	1901		1,266.015	1,266.015	1,424.698	1,424.698	1,760.796
Pecans.....	01	190101		732.203	732.203	732.203	732.203	732.203
Almonds.....	01	190102	12/91	361.015	361.015	428.007	428.007	569.901
Filberts.....	01	190103	12/91	281.736	281.736	281.736	281.736	281.736
Walnuts.....	01	190104	12/91	174.891	174.891	174.891	174.891	174.891
Macadamias.....	01	190105	12/91	506.013	506.013	506.013	506.013	506.013
Pistachios.....	01	190106	12/91	257.201	257.201	257.201	257.201	257.201
Grains.....	01	2		277.504	270.886	268.988	279.784	256.879
Wheat.....	01	21		266.950	247.614	238.789	252.844	229.184
Wheat.....	01	2101		266.950	247.614	238.789	252.844	229.184
Hard red winter wheat.....	01	210101		275.300	249.950	233.990	262.367	234.543
Hard red spring wheat.....	01	210102		298.903	289.167	289.896	275.923	262.088
Soft white wheat.....	01	210103		201.386	196.353	191.037	188.911	176.243
Soft red winter wheat.....	01	210104		247.226	222.846	225.100	236.326	206.689
Hard amber durum wheat.....	01	210105	12/84	303.107	289.013	286.604	269.204	261.867
Other grains.....	01	22		286.350	282.152	281.942	292.802	268.463
Barley.....	01	2201		310.517	310.320	306.832	313.230	314.134
Barley.....	01	220101		310.517	310.320	306.832	313.230	314.134
Corn.....	01	2202		279.628	275.639	275.574	286.310	262.233
Corn.....	01	220205		279.628	275.639	275.574	286.310	262.233
Oats.....	01	2203		277.288	266.478	260.145	259.499	264.823
Oats.....	01	220311		277.288	266.478	260.145	259.499	264.823
Sorghum.....	01	2205	12/91	327.241	315.151	311.981	323.039	291.163
Sorghum.....	01	220501	12/91	327.241	315.151	311.981	323.039	291.163
Rough rice.....	01	23	12/91	144.090	154.122	147.939	148.579	148.579
Rough rice.....	01	2301	12/91	144.090	154.122	147.939	148.579	148.579
Rough rice.....	01	230103	12/04	244.997	262.055	251.541	252.629	252.629
Long grain rough rice.....	01	2301031	09/15	151.376	155.963	155.046	158.716	158.716
Medium/short grain rough rice.....	01	2301032	09/15	171.338	198.726	175.796	168.153	168.153
Livestock.....	01	3		193.298	193.037	191.359	201.422	209.658
Slaughter cattle.....	01	31		221.936	224.831	228.815	237.110	245.317
Slaughter steers and heifers.....	01	3101		233.495	237.936	240.536	244.347	250.425
Slaughter steers and heifers.....	01	310199	12/91	221.246	225.454	227.918	231.529	237.288
Slaughter cows and bulls.....	01	3102		157.294	154.600	163.294	186.738	201.937
Slaughter cows and bulls.....	01	310299	12/91	141.455	139.032	146.851	167.934	181.603
Slaughter vealers.....	01	3103		100.033	99.985	99.140	98.065	97.816
Slaughter vealers.....	01	310399	12/91	86.419	86.377	85.647	84.719	84.504
Slaughter hogs.....	01	32		110.776	105.166	94.030	100.244	103.139
Slaughter barrows and gilts.....	01	3201		109.514	104.515	93.724	99.157	101.689
Slaughter barrows and gilts.....	01	320199	12/91	165.578	158.020	141.705	149.919	153.748
Slaughter sows.....	01	3202		136.417	108.951	85.793	123.442	140.899
Slaughter sows.....	01	320299	12/91	236.873	189.182	148.970	214.344	244.656
Slaughter lambs.....	01	33		334.883	290.703	321.526	382.378	371.572
Slaughter lambs.....	01	3301		334.883	290.703	321.526	382.378	371.572
Slaughter lambs.....	01	330199	12/91	386.217	335.266	370.813	440.993	428.530
Feeder and replacement cattle.....	01	34	09/21	114.611	116.508	119.106	126.531	133.776
Feeder and replacement cattle.....	01	3401	09/21	114.611	116.508	119.106	126.531	133.776
Feeder and replacement cattle.....	01	340199	09/21	114.611	116.508	119.106	126.531	133.776
Slaughter poultry.....	01	4		351.640	352.893	346.083	343.034	363.432
Slaughter chickens.....	01	41		352.600	352.731	344.537	344.122	369.923
Broilers and other meat type chickens.....	01	4102		357.506	357.640	349.331	348.910	375.070
Slaughter chickens.....	01	410299	12/91	344.263	344.391	336.390	335.985	361.177
Slaughter turkeys.....	01	42		365.552	370.564	369.540	352.774	349.643
Slaughter turkeys.....	01	4201		365.552	370.564	369.540	352.774	349.643
Slaughter turkeys.....	01	420199	12/91	332.658	337.219	336.287	321.030	318.181
Slaughter ducks.....	01	43	12/91	290.941	299.422	299.422	301.244	301.244
Slaughter ducks.....	01	4301	12/91	290.941	299.422	299.422	301.244	301.244

See footnotes at end of table.

Table 9. Producer price indexes for commodity and service groupings and individual items, not seasonally adjusted — Continued
 [March 2023, Index base 1982=100, unless otherwise indicated]

Title	Commodity code		Other index base	Unadjusted index ¹				
	Group code	Item code		Nov. 2022	Dec. 2022 ^P	Jan. 2023 ^P	Feb. 2023 ^P	Mar. 2023 ^P
Slaughter ducks.....	01	430199	12/91	290.941	299.422	299.422	301.244	301.244
Raw cotton.....	01	5		144.424	137.053	141.072	137.683	130.683
Raw cotton.....	01	51		142.951	135.655	139.633	136.278	129.350
Raw cotton.....	01	5101		142.951	135.655	139.633	136.278	129.350
Raw cotton.....	01	510101		142.951	135.655	139.633	136.278	129.350
Upland cotton.....	01	5101011	09/15	139.205	131.364	135.652	135.607	128.415
Pima cotton.....	01	5101012	09/15	180.971	180.971	180.971	137.444	134.096
Raw milk.....	01	6		195.303	188.437	176.230	164.787	150.592
Raw milk.....	01	61		196.093	189.199	176.943	165.453	151.201
Raw milk.....	01	6101		196.093	189.199	176.943	165.453	151.201
Raw milk.....	01	610102		196.093	189.199	176.943	165.453	151.201
Chicken eggs.....	01	7		600.677	782.151	624.892	399.430	551.160
Chicken eggs.....	01	71		600.677	782.151	624.892	399.430	551.160
Eggs for fresh use.....	01	7107	12/91	466.304	580.664	506.971	297.502	398.328
Eggs, jumbo.....	01	710701	12/84	493.376	621.208	553.685	323.511	434.211
Eggs, extra large.....	01	710702	12/84	523.935	660.043	588.840	340.437	453.945
Eggs, large.....	01	710703		577.707	727.756	638.741	355.337	484.722
Eggs, medium.....	01	710704	12/84	496.496	576.136	470.525	357.401	449.738
Eggs, small.....	01	710705	12/84	322.542	382.464	339.443	282.594	291.813
Breaker stock and checks and undergrades.....	01	7108	12/91	639.447	894.290	617.016	454.506	654.742
Breaker stock.....	01	710801	12/91	616.744	865.116	594.331	439.274	633.146
Checks and undergrades.....	01	710802	12/91	885.065	1,210.406	860.577	619.196	888.547
Hay, hayseeds, and oilseeds.....	01	8		303.680	316.105	310.307	323.578	312.207
Hay and hayseeds.....	01	81		450.456	546.646	486.745	537.949	510.944
Hay and hayseeds.....	01	8101		450.456	546.646	486.745	537.949	510.944
Alfalfa hay.....	01	810101		510.172	536.543	527.127	613.824	521.546
All other hay.....	01	810102	09/15	129.241	193.241	152.497	156.157	172.676
Oilseeds.....	01	83		273.938	276.599	276.288	285.202	275.954
Oilseeds.....	01	8301		273.938	276.599	276.288	285.202	275.954
Peanuts.....	01	830111		129.211	116.271	164.778	133.195	130.072
Cottonseed.....	01	830121		322.831	298.988	304.023	296.649	276.061
Soybeans.....	01	830131		252.096	256.533	253.042	264.510	256.180
Flaxseed.....	01	830151	12/91	344.124	354.246	339.064	308.700	273.275
Sunflower.....	01	830161	12/91	394.869	376.347	361.770	336.732	352.167
Canola.....	01	830171	12/11	138.163	132.021	131.910	129.535	117.944
Miscellaneous oil crops.....	01	830181	09/15	161.722	161.722	171.170	171.170	—
Processed foods and feeds.....	02	—		262.159	260.138	262.143	259.620	261.584
Cereal and bakery products.....	02	1		325.338	324.914	327.411	329.495	329.071
Bakery products.....	02	11		345.950	346.212	347.321	349.102	351.151
Bread (white, wheat, rye, etc.), including frozen.....	02	1102	06/06	169.888	170.814	169.633	169.614	173.881
Bread (white, wheat, rye, etc.), including frozen.....	02	110201	06/06	169.888	170.814	169.633	169.614	173.881
White pan bread.....	02	11020111	12/11	138.384	138.922	139.167	139.769	139.447
White hearth bread (French, Italian, etc.).....	02	11020112	12/11	141.425	141.498	141.498	143.683	143.683
Dark wheat breads (whole wheat, cracked wheat, multigrain, etc.).....	02	11020113	12/11	132.533	134.207	133.320	132.073	136.670
Other variety breads (rye, unleavened, raisin, potato, self-rising, salt-free, canned, etc.).....	02	11020114	12/11	126.561	127.270	123.798	122.566	133.035
Rolls (bread-type), muffins, bagels, and croissants.....	02	1105		367.927	365.012	366.135	370.074	367.082
Rolls (bread-type), muffins, bagels, and croissants.....	02	110505	06/06	179.502	178.080	178.628	180.550	179.090
Rolls, hamburger and wiener.....	02	11050501	12/11	136.759	137.470	137.049	136.729	132.618
All other rolls, bread-type (incl. muffins, bagels, and croissants).....	02	11050502	12/11	145.249	142.044	143.290	146.552	148.248
Other sweet goods, excluding frozen.....	02	1107		366.517	366.144	377.156	380.129	381.552
Other sweet goods, excluding frozen.....	02	110703	06/99	227.859	227.627	234.473	236.321	237.206
Soft cakes, excluding frozen.....	02	1108		413.800	412.205	414.982	417.454	418.011
Soft cakes, excluding frozen.....	02	110803	06/99	212.247	211.429	212.854	214.122	214.407
Cookies, crackers, and related products.....	02	1121		261.801	262.441	262.441	263.048	263.048
Cookies, wafers, and ice cream cones and cups (excluding frozen).....	02	112103	06/83	258.298	258.298	258.298	259.203	259.203
Crackers, biscuits, and related products.....	02	112104	06/83	249.435	250.945	250.945	250.991	250.991
Saltines and all other crackers, cracker meal and crumbs, and biscuits.....	02	1121042	12/11	100.856	101.467	101.467	101.485	101.485
Retail bakery products, excluding retail trade.....	02	1130	06/14	153.797	154.800	156.328	157.556	159.518
Retail bakery products, excluding retail trade.....	02	113001	06/14	153.797	154.800	156.328	157.556	159.518
Flour and flour base mixes and doughs.....	02	12		279.486	275.838	276.109	276.646	271.682
Wheat flour.....	02	1203		301.359	292.749	290.981	293.204	276.973
Wheat flour.....	02	120301	06/83	294.213	285.807	284.081	286.251	270.405
Flour base mixes and doughs.....	02	1204		261.401	262.274	263.615	263.254	264.310

See footnotes at end of table.

Table 9. Producer price indexes for commodity and service groupings and individual items, not seasonally adjusted — Continued

[March 2023, Index base 1982=100, unless otherwise indicated]

Title	Commodity code		Other index base	Unadjusted index ¹				
	Group code	Item code		Nov. 2022	Dec. 2022 ^P	Jan. 2023 ^P	Feb. 2023 ^P	Mar. 2023 ^P
Flour base mixes and doughs.....	02	120401	06/83	274.674	275.592	277.000	276.621	277.731
Prepared flour mixes, including refrigerated and frozen doughs and batters, made in flour mills.....	02	1204011	12/11	134.170	134.846	136.366	136.282	136.282
Flour mixes, excluding cake mixes, made from purchased flour.....	02	1204013	12/11	142.014	142.498	143.091	142.865	143.576
Milled rice and byproducts.....	02	13		287.102	292.879	302.457	303.568	305.351
Head rice.....	02	1301		301.790	308.281	321.501	322.363	322.715
Head rice.....	02	130106	06/03	292.232	298.517	311.319	312.153	312.494
Head rice not packaged with other ingredients.....	02	1301066	12/11	136.343	137.457	144.000	144.486	144.684
Milled rice (incl second heads, screenings, brewers, bran, sharps, rice flour, and byproducts).....	02	1302	06/84	171.257	173.442	177.019	177.882	179.956
Milled rice (incl second heads, screenings, brewers, bran, sharps, rice flour, and byproducts).....	02	130201	06/84	171.257	173.442	177.019	177.882	179.956
Cereal and pasta products.....	02	14		300.694	301.295	306.653	310.666	309.216
Dry macaroni, spaghetti, and egg noodle products, made from purchased flour.....	02	1402	06/85	284.468	284.468	309.678	313.705	313.705
Dry macaroni, spaghetti, and egg noodle products, made from purchased flour.....	02	140203	12/02	234.108	234.108	254.855	258.170	258.170
Dry macaroni, spaghetti, and egg noodle products, made from purchased flour.....	02	14020303	06/09	157.768	157.768	171.750	173.984	173.984
Cereal and mill products, other than flour.....	02	1409	06/85	281.293	281.994	282.586	286.290	284.633
Manufactured starch, made by wet milling.....	02	140907	06/85	267.433	268.036	265.504	312.893	312.956
Wheat mill products, corn mill products, and other grain mill products except flour.....	02	140908	06/98	282.845	285.223	283.104	273.771	270.631
Wheat mill products, except flour.....	02	1409081	12/09	172.353	185.273	177.613	169.276	170.746
Corn mill products.....	02	1409082	12/09	174.934	173.286	176.322	168.927	166.508
Other grain mill products.....	02	1409083	12/09	181.063	180.015	178.254	180.553	173.984
Breakfast cereal.....	02	140909	12/11	126.472	126.472	128.117	128.117	127.649
Meats, poultry, and fish.....	02	2		227.466	221.295	225.326	222.106	229.425
Meats.....	02	21		216.768	218.090	221.806	218.312	225.884
Beef and veal products, fresh or frozen.....	02	2101		238.391	247.479	263.620	259.255	271.250
Beef, fresh/frozen variety meats, not canned or made into sausage, made in slaughtering plants.....	02	210126	06/08	222.012	219.161	232.674	214.962	229.389
Beef, fresh/frozen whole/half carcass, not canned or made into sausage, misp.....	02	210131	06/08	177.559	157.310	172.372	171.729	173.494
Beef, fresh/frozen, primal and subprimal cuts, made in slaughtering plants.....	02	210133	12/95	202.278	212.854	226.216	223.565	234.410
Lamb/mutton, fresh or frozen, not canned or made into sausage, made in slaughtering plants.....	02	2103		484.597	482.907	481.419	481.584	484.129
Lamb/mutton, fresh or frozen, not canned or made into sausage, made in slaughtering plants.....	02	210321	12/88	387.610	386.259	385.069	385.201	387.236
Pork products, fresh, frozen, or processed, except sausage.....	02	2104		169.637	164.869	164.151	156.613	161.553
Pork, fresh/frozen, unprocessed, all cuts, except sausage, made in slaughtering plants.....	02	210444	06/01	109.548	103.071	106.259	100.405	101.701
Pork, processed or cured, not canned or made into sausage.....	02	210447	06/01	182.043	182.927	175.260	169.053	177.920
Pork, processed or cured, not canned or made into sausage, made in slaughtering plants.....	02	2104471	06/08	181.103	183.202	177.721	159.703	184.320
Pork, processed or cured, not canned or made into sausage, mfpc.....	02	2104472	06/08	163.410	163.855	156.370	154.123	157.649
Pork, sweet-pickled, dry-cured, or dry salt, not canned or made into sausage, mfpc.....	02	21044721	09/16	126.984	126.958	126.893	127.041	126.807
Smoked hams and picnics, excluding canned, made from purchased carcasses.....	02	21044722	12/11	143.054	143.471	125.489	128.819	148.907
Smoked slab bacon, made from purchased carcasses.....	02	21044723	09/16	154.483	149.914	147.579	147.097	146.423
Smoked sliced bacon, made from purchased carcasses.....	02	21044724	12/11	132.719	134.011	131.315	126.700	125.108
Other smoked pork, not canned or made into sausage, made from purchased carcasses.....	02	21044725	12/11	133.243	132.372	131.009	131.054	125.669
Boiled ham, barbecue pork, and other cooked pork, excluding canned meats and sausage, mfpc.....	02	21044726	12/11	136.406	136.236	130.529	124.761	120.344
Other meats, fresh, frozen, or canned.....	02	2105		219.279	217.249	212.973	214.852	219.952
Fresh/processed sausage, deli & cooked meats, etc.....	02	210503	06/01	209.595	205.475	202.669	203.125	206.568
Fresh and processed sausage, deli, and cooked meats, made in slaughtering plants.....	02	2105031	06/08	239.461	232.268	232.202	229.017	226.001
Fresh and processed sausage, deli, and cooked meats, mfpc.....	02	2105032	06/08	177.454	174.621	171.914	172.686	176.328
Fresh sausage (pork sausage, breakfast links, etc.), excluding canned, mfpc.....	02	21050321	12/11	157.792	151.298	146.760	147.519	156.449
Dry or semidry sausage (salami, cervelat, pepperoni, summer sausage, pork roll, etc), mfpc.....	02	21050322	12/11	142.576	140.784	139.263	139.631	140.664
Frankfurters, including wieners, excluding canned, made from purchased carcasses.....	02	21050323	12/11	139.727	139.255	140.053	140.066	137.907
Other sausage (smoked or cooked) & jellied goods & similar preparations, excluding canned, mfpc.....	02	21050324	12/11	137.437	137.869	135.548	136.947	138.331
Boxed meat (beef, pork, lamb, etc.), made from purchased carcasses.....	02	210504	06/08	133.893	134.269	123.241	126.882	127.367
Canned meats, excluding dog, cat, and baby food.....	02	210579	12/88	277.527	277.762	275.405	276.097	287.439
Frozen ground meat patties and other processed, frozen, or cooked meats, mfpc.....	02	210586	12/01	154.852	153.855	153.463	154.797	160.275

See footnotes at end of table.

Table 9. Producer price indexes for commodity and service groupings and individual items, not seasonally adjusted — Continued

[March 2023, Index base 1982=100, unless otherwise indicated]

Title	Commodity code		Other index base	Unadjusted index ¹				
	Group code	Item code		Nov. 2022	Dec. 2022 ^P	Jan. 2023 ^P	Feb. 2023 ^P	Mar. 2023 ^P
Processed poultry.....	02	22		200.005	180.462	184.457	182.023	188.117
Young chickens, including bulk, chilled, frozen, whole, and in parts.....	02	2203		197.664	190.282	186.604	191.129	204.287
Young chickens, including bulk, chilled, frozen, whole, and in parts.....	02	220333	12/90	195.270	187.977	184.344	188.814	201.813
Turkeys, including frozen, whole, and in parts.....	02	2206		283.527	282.628	282.738	276.598	244.632
Turkeys, including frozen, whole, and in parts.....	02	220611	12/90	281.418	280.526	280.635	274.541	242.813
Canned, cooked, smoked or prepared poultry.....	02	2208		174.842	131.006	147.732	136.266	145.898
Canned, cooked, smoked or prepared poultry.....	02	220811	12/90	143.673	107.652	121.396	111.974	119.889
Chicken hens and other poultry/small game.....	02	2209	12/90	105.766	113.601	113.814	113.934	114.111
Other poultry/small game (duck, goose, rabbit, etc.).....	02	220911	12/90	309.221	309.616	311.272	312.197	312.681
Unprocessed and prepared seafood.....	02	23		438.066	428.733	434.569	430.957	439.695
Unprocessed finfish.....	02	2301		785.295	721.256	806.353	702.492	805.968
Haddock.....	02	230101		365.684	354.412	361.951	259.501	267.835
Halibut.....	02	230102		1,162.218	—	—	873.394	1,212.204
Salmon.....	02	230103		548.376	—	—	—	—
Flounder.....	02	230131	12/91	130.294	163.512	189.650	112.096	197.057
Cod.....	02	230132	12/91	91.056	138.645	110.038	90.634	85.110
Pollock.....	02	230133	12/91	222.779	220.446	176.521	206.052	198.922
Tuna.....	02	230136	01/16	96.869	75.835	121.067	89.772	—
Other finfish.....	02	230199	12/91	643.162	526.389	689.119	582.704	697.655
Canned seafood (including soups, stews, and chowders).....	02	2304		225.294	225.294	—	—	—
Canned seafood (including soups, stews, and chowders).....	02	230429	12/84	255.329	255.329	—	—	—
Unprocessed shellfish.....	02	2305	12/91	284.009	282.684	283.762	305.001	305.814
Shrimp.....	02	230501	12/91	105.380	104.157	103.328	102.334	102.851
Lobsters.....	02	230503	12/91	178.264	180.069	183.561	261.494	262.876
Clams.....	02	230504	12/91	271.212	273.027	273.027	273.027	273.027
Oysters.....	02	230505	01/16	138.725	138.725	138.725	138.725	138.725
Sea scallops.....	02	230506	01/16	128.872	126.341	126.722	116.047	116.047
Mussels.....	02	230507	01/16	124.138	134.483	134.483	134.483	134.483
Prepared fresh and frozen seafood.....	02	2306	12/11	132.373	131.543	132.119	130.876	131.729
Prepared fresh fish/seafood, inc. surimi/surimi-based products.....	02	230601	12/11	141.797	142.801	142.576	142.472	140.872
Prepared frozen fish.....	02	230602	12/11	128.465	125.323	126.994	124.126	123.720
Prepared frozen shellfish.....	02	230603	12/11	140.981	140.000	138.126	136.109	135.794
Other prepared fresh and frozen seafood.....	02	230604	12/11	111.328	115.103	116.103	118.708	129.010
Dairy products.....	02	3		245.980	244.496	240.184	234.017	229.448
Fluid milk products.....	02	31		299.976	296.826	292.874	286.159	279.313
Packaged fluid milk and related products.....	02	3103	12/82	306.449	303.961	301.445	295.907	284.444
Fluid whole milk.....	02	310301		285.651	283.252	281.143	274.122	261.567
Reduced fat and lowfat milk (1/2-2).....	02	310302	12/82	316.970	314.151	313.935	309.946	299.520
Fat free or skim milk.....	02	310303	12/82	308.651	308.118	308.011	310.899	300.062
Other fluid milk related products, packaged, incl. cartons, bottles, cans, and dispenser cans.....	02	310304	12/82	338.815	335.379	327.597	318.547	306.673
Cottage cheese.....	02	3104	12/82	313.325	309.526	308.817	310.339	306.044
Cottage cheese.....	02	310401	12/82	313.325	309.526	308.817	310.339	306.044
Other milk products.....	02	3105	12/82	236.814	236.315	238.930	238.279	236.292
Other milk products.....	02	310501	12/82	236.814	236.315	238.930	238.279	236.292
Yogurt, excluding frozen.....	02	3105011	12/11	117.486	117.325	117.480	117.347	117.182
Other packaged milk products.....	02	3105012	12/11	143.799	143.252	147.070	146.306	143.496
Bulk fluid milk and cream.....	02	3106	12/91	247.175	240.966	226.588	211.312	209.412
Bulk fluid milk and cream.....	02	310601	12/91	247.175	240.966	226.588	211.312	209.412
Butter.....	02	32		206.958	200.396	175.102	174.764	171.295
Butter.....	02	3201		206.958	200.396	175.102	174.764	171.295
Butter.....	02	320114	06/84	206.553	200.003	174.759	174.422	170.960
Natural, processed, and imitation cheese.....	02	33		197.620	198.825	197.204	190.626	189.080
Natural cheese, except cottage cheese.....	02	3302		186.973	189.335	187.983	182.424	180.790
Natural cheese, except cottage cheese.....	02	330212	06/88	205.086	207.676	206.193	200.096	198.303
Natural cheese, except lowfat, shipped in consumer packages or containers (3 lbs or less).....	02	3302121	12/07	136.051	136.181	135.873	135.069	134.247
Natural cheese, except lowfat, shipped in packages or containers (more than 3 lbs) or bulk.....	02	3302122	12/07	104.181	106.283	104.644	99.518	98.791
Lowfat natural cheese, except cottage cheese, shipped in consumer packages (3 lbs. or less).....	02	3302123	06/10	120.219	120.223	120.746	120.560	120.450
Lowfat natural cheese, except cottage cheese, shipped in packages (more than 3 lbs.) or in bulk.....	02	3302124	06/10	142.583	148.546	147.703	138.338	134.972
Processed cheese and related products.....	02	3303		201.787	198.107	195.587	185.655	185.825
Process cheese and related products.....	02	330312	06/88	214.481	210.570	207.891	197.334	197.515
Process cheese, shipped in consumer packages or containers (3 lbs. or less).....	02	3303121	06/10	135.344	132.876	129.187	125.111	126.974
All other process cheese and related products.....	02	3303122	06/10	155.811	152.970	152.852	142.818	141.348

See footnotes at end of table.

Table 9. Producer price indexes for commodity and service groupings and individual items, not seasonally adjusted — Continued
 [March 2023, Index base 1982=100, unless otherwise indicated]

Title	Commodity code		Other index base	Unadjusted index ¹				
	Group code	Item code		Nov. 2022	Dec. 2022 ^P	Jan. 2023 ^P	Feb. 2023 ^P	Mar. 2023 ^P
Process cheese shipped in packages or containers (more than 3 lbs.) or in bulk.....	02	33031221	06/10	153.947	152.868	150.734	146.746	139.494
Cheese food, spread, and other related products.....	02	33031225	12/11	124.869	120.913	122.439	109.657	113.140
Cheese substitutes and imitations.....	02	3304	06/88	352.397	352.397	352.397	352.397	332.977
Cheese substitutes and imitations.....	02	330401	06/88	352.397	352.397	352.397	352.397	332.977
Raw liquid whey.....	02	3307	12/04	257.728	240.284	234.193	211.117	202.090
Raw liquid whey.....	02	330701	12/04	257.728	240.284	234.193	211.117	202.090
Ice cream and frozen desserts.....	02	34		282.123	282.220	281.442	282.050	282.298
Ice cream and frozen desserts.....	02	3402	06/83	278.324	278.419	277.652	278.252	278.497
Ice cream and frozen desserts.....	02	340201	06/83	278.324	278.419	277.652	278.252	278.497
Ice cream, excl. lowfat and nonfat (incl. custards), shipped in bulk (containers 3 gal or more).....	02	3402011	12/11	136.395	135.769	134.328	134.201	135.592
Ice cream, incl. custards (excl. lowfat and nonfat) shipped in sizes less than 3 gallons.....	02	3402012	12/11	127.974	128.111	126.521	127.094	127.092
Ice cream, including custards (excluding lowfat and nonfat), novelty forms.....	02	3402013	12/11	137.155	137.244	137.691	137.579	137.908
Ice cream, including custards, lowfat and nonfat.....	02	3402014	12/11	118.470	118.470	119.671	119.679	119.689
Frozen desserts containing fats other than butterfat (incl. soy, rice, almond, oats, etc.).....	02	3402016	12/22	—	100.000	104.928	104.864	104.810
Other frozen desserts (yogurt, sherbet, water ices, mellorine, frozen pudding, gelato, etc.).....	02	3402019	12/11	136.605	136.641	139.890	139.932	139.649
Dry, condensed, and evaporated milk products.....	02	35		209.620	205.641	201.093	194.806	185.697
Dry milk products, including feed grade.....	02	3502	12/83	186.541	181.693	177.312	170.914	160.766
Dry milk products, including feed grade.....	02	350201	12/83	186.541	181.693	177.312	170.914	160.766
Liquid milk products.....	02	3503	12/83	233.987	232.250	226.610	221.837	218.712
Consumer-type canned milk products.....	02	350301	12/83	278.449	278.169	281.136	280.394	278.856
Bulk liquid milk products, including feed grade.....	02	350303	12/83	176.393	170.006	155.836	147.204	142.640
Ice cream mixes and related products.....	02	3505	06/02	172.974	171.350	171.111	168.876	166.694
Ice cream mixes and related products.....	02	350502	06/02	172.974	171.350	171.111	168.876	166.694
Processed fruits and vegetables.....	02	4		264.877	265.443	269.252	272.283	273.759
Canned fruits and juices.....	02	41		272.603	273.312	283.573	284.303	290.168
Canned fruits, excluding baby foods.....	02	4101		293.612	294.045	300.615	302.002	307.532
Canned fruits, excluding baby foods.....	02	410105	12/87	258.638	259.019	264.806	266.028	270.900
Canned and fresh fruit juices, nectars, and concentrates.....	02	4102		266.737	267.593	280.262	280.623	286.823
Canned and fresh fruit juices, nectars, and concentrates.....	02	410239	12/87	219.575	220.280	230.709	231.006	236.110
Frozen fruits, juices and ades.....	02	42		240.025	239.980	238.165	245.081	245.870
Frozen fruits.....	02	4202		295.671	295.566	291.117	291.646	293.580
Frozen fruits.....	02	420209	12/90	279.057	278.958	274.759	275.259	277.084
Canned vegetables and juices.....	02	44		240.835	241.756	240.200	241.882	243.949
Canned vegetables and juices.....	02	4401		240.835	241.756	240.200	241.882	243.949
Canned vegetables.....	02	440102	12/87	273.857	275.150	270.965	273.991	279.152
Canned catsup and other tomato based sauces.....	02	440127	12/87	207.064	208.003	208.025	208.876	209.066
Frozen vegetables.....	02	45		280.079	280.234	282.732	290.181	290.180
Frozen potato products (French-fried, patties, puffs, etc.).....	02	4502	12/90	279.614	279.614	284.240	296.705	297.416
Frozen potato products (French-fried, patties, puffs, etc.).....	02	450202		352.159	352.159	357.985	373.684	374.580
Frozen vegetables, other than potato products.....	02	4505	12/90	194.012	194.275	194.181	195.040	194.430
Frozen vegetables, other than potato products.....	02	450509	06/97	190.533	190.791	190.699	191.543	190.944
Dried and dehydrated food.....	02	48	12/03	201.239	201.547	210.480	210.687	207.113
Dried and dehydrated food.....	02	4801	12/03	201.239	201.547	210.480	210.687	207.113
Dried and dehydrated food.....	02	480101	12/03	201.239	201.547	210.480	210.687	207.113
Soup mixes (including dried/dehydrated/freeze-dried) and bouillon....	02	48010101	12/11	124.716	124.716	130.908	130.908	124.209
Dried and dehydrated fruits and vegetables, including freeze-dried....	02	48010102	12/11	136.192	136.512	140.435	140.629	140.313
Sugar and confectionery.....	02	5		252.689	252.208	252.727	260.889	262.278
Raw cane sugar and sugar cane mill products and byproducts.....	02	52		214.338	216.729	223.718	226.548	231.687
Raw cane sugar and sugarcane mill products and byproducts.....	02	5201		214.338	216.729	223.718	226.548	231.687
Raw cane sugar and sugarcane mill products and byproducts.....	02	520106	12/03	197.848	200.056	206.507	209.119	213.862
Refined sugar products and byproducts.....	02	53		214.159	215.778	216.848	222.086	223.330
Refined sugar products and byproducts.....	02	5307	12/02	178.313	179.660	180.551	184.913	185.949
Refined granulated cane sugar and byproducts.....	02	530701	12/02	199.510	201.115	202.322	206.097	206.836
Beet sugar.....	02	530702	12/02	162.853	164.013	164.648	169.577	170.883
Confectionery materials.....	02	54		218.645	216.839	221.949	244.363	246.946
Confectionery materials.....	02	5401		218.645	216.839	221.949	244.363	246.946
Corn sweeteners, made by wet milling.....	02	540107	06/85	232.021	228.720	236.767	277.405	278.153
Chocolate coatings, made from cacao beans.....	02	540108	06/83	209.882	210.472	208.967	205.335	209.914
Other chocolate and cocoa products, made from cacao beans.....	02	540109	06/83	296.368	298.040	300.427	296.496	304.367
Confectionery end products.....	02	55		302.477	301.534	299.533	304.769	305.471

See footnotes at end of table.

Table 9. Producer price indexes for commodity and service groupings and individual items, not seasonally adjusted — Continued
 [March 2023, Index base 1982=100, unless otherwise indicated]

Title	Commodity code		Other index base	Unadjusted index ¹				
	Group code	Item code		Nov. 2022	Dec. 2022 ^P	Jan. 2023 ^P	Feb. 2023 ^P	Mar. 2023 ^P
Candy and nuts.....	02	5503	06/83	272.512	271.609	269.678	272.223	272.900
Chocolate and chocolate-type confectionery products.....	02	550301	06/83	272.151	270.665	270.930	278.013	278.262
Chocolate/chocolate-type confectionery prods, cacao beans.....	02	5503011	12/11	125.541	125.541	125.541	133.878	135.139
Chocolate/confectionery products, made from purchased chocolate, not retailed.....	02	5503014	12/11	118.344	117.540	117.676	119.888	119.801
Nonchocolate-type confectioneries.....	02	550302	06/83	268.325	270.149	271.396	273.331	276.618
Nonchocolate-type confectioneries.....	02	5503023	12/11	127.628	128.511	—	—	—
Nuts and seeds (salted, roasted, cooked or blanched).....	02	550304	06/91	195.067	192.877	187.673	185.994	185.239
Nuts (salted, roasted, cooked, or blanched), sold in bulk.....	02	5503041	06/08	118.792	115.933	112.516	111.776	111.158
Canned nuts (salted, roasted, cooked, or blanched).....	02	5503042	06/08	135.487	134.133	133.210	128.876	131.707
All other packaged nuts, including all types of seeds (salted, roasted, cooked, or blanched).....	02	5503043	06/08	175.792	175.590	175.336	170.051	170.755
Other confectionery-type products.....	02	550305	06/91	212.379	220.790	220.790	220.790	222.604
Beverages and beverage materials.....	02	6		243.911	243.070	249.899	249.678	249.743
Alcoholic beverages.....	02	61		216.118	216.656	217.338	217.900	218.037
Malt beverages.....	02	6101		229.314	228.596	229.966	230.596	230.061
Bottled beer and ale.....	02	610101		199.627	199.400	201.740	201.440	200.592
Canned beer and ale.....	02	610103		239.844	238.613	239.918	240.912	240.105
Beer and ale in barrels and kegs.....	02	610105	06/82	311.853	311.683	312.831	314.012	313.720
All other malt beverages and brewing products.....	02	610108	12/03	109.174	109.137	109.718	109.832	110.030
Distilled and bottled liquor, excluding brandy.....	02	6102		195.195	198.752	198.752	199.040	199.040
Distilled liquor, excluding brandy.....	02	610202	12/11	102.782	106.818	106.818	107.141	107.141
Distilled whiskey, all other distilled liquor, excluding brandy.....	02	6102022	12/11	123.167	123.167	123.167	123.540	123.540
Bottled liquor, excluding brandy.....	02	610204	12/11	103.388	103.388	103.388	103.388	103.388
Bottled whiskey.....	02	6102041	06/12	101.922	101.922	101.922	101.922	101.922
Bottled gin, vodka, rum, cordials, cocktails, and similar compounds.....	02	6102042	06/12	103.205	103.205	103.205	103.205	103.205
Wines, brandy, and brandy spirits.....	02	6104	12/83	204.095	204.095	204.354	204.974	205.950
Wines, brandy, and brandy spirits.....	02	610441	06/06	130.164	130.164	130.329	130.725	131.347
Wines, white, red & rose grape, and other fruit, 14 percent or less alcohol.....	02	6104411	12/11	114.622	114.622	114.650	114.986	115.590
Wines, white grape, 14 percent or less alcohol content.....	02	61044111	12/11	115.351	115.351	115.111	115.663	116.477
Wines, red grape, 14 percent or less alcohol content.....	02	61044112	12/11	111.277	111.277	111.543	111.705	112.121
Wines, rose grape & other fruits & berries, 14 percent or less alcohol.....	02	61044113	12/11	142.935	142.935	143.483	142.941	143.029
Wines, dessert, effervescent, and wine coolers.....	02	6104412	12/11	121.012	121.012	123.244	123.284	124.414
Other wines, brandy, and brandy spirits.....	02	6104413	12/11	148.357	148.357	148.934	149.805	149.241
Soft drinks.....	02	62		269.477	266.195	283.347	281.167	281.159
Soft drinks, non-carbonated and bottled water.....	02	6206		237.649	230.677	253.915	244.211	245.033
Bottled water, non-carb, processed or pasteurized.....	02	620608	12/03	113.721	115.072	116.184	116.932	118.538
Soft drinks, non-carbonated.....	02	620609		260.509	247.871	285.696	268.414	267.829
Soft drinks, non-carbonated, all other types.....	02	6206093	12/07	125.664	125.637	131.741	132.162	131.843
Soft drinks, non-carbonated, fruit drinks, cocktails, ades.....	02	6206094	12/11	143.285	130.119	157.877	143.253	142.960
Soft drinks, bottle/can, carbonated, all types.....	02	6210	12/11	155.284	155.460	161.360	163.929	163.517
Soft drinks, bottle/can, carbonated, all types.....	02	621001	12/11	155.284	155.460	161.360	163.929	163.517
Packaged beverage materials.....	02	63		233.729	234.462	234.355	235.527	235.527
Coffee (whole bean, ground, & instant).....	02	6301		240.611	241.553	241.093	241.093	241.093
Coffee, concentrated, including coffee substitutes.....	02	630103		196.130	196.130	196.130	196.130	196.130
Roasted coffee.....	02	630104	06/88	212.059	212.948	212.530	212.530	212.530
Tea in consumer packages, exc. canned ice tea.....	02	6303		190.084	189.528	192.134	202.367	202.367
Tea in consumer packages, exc. canned ice tea.....	02	630313	12/85	161.183	160.711	162.921	171.598	171.598
Other beverage materials.....	02	64		314.060	315.158	323.144	326.085	326.123
Other beverage materials.....	02	6401		314.060	315.158	323.144	326.085	326.123
Malt and malt byproducts.....	02	640101		153.615	153.695	154.641	165.276	165.413
Liquid beverage bases, excluding use by soft drink bottlers.....	02	640109	12/85	306.727	312.325	313.173	313.173	313.173
Fats and oils.....	02	7		434.697	420.131	420.918	395.959	380.063
Shortening, cooking oil, and margarine.....	02	78		414.582	397.658	388.798	381.192	376.032
Shortening, cooking oil, and margarine.....	02	7801		414.582	397.658	388.798	381.192	376.032
Margarine, butter blends, and butter substitutes.....	02	780109		419.846	418.690	423.385	420.432	—
Shortening and cooking oils.....	02	780115	12/11	137.573	131.379	127.558	124.723	122.672
Other oilseed processing.....	02	7A	12/04	388.416	384.810	387.983	352.336	333.078
Other oilseed processing.....	02	7A01	12/04	388.416	384.810	387.983	352.336	333.078
Cotton linters.....	02	7A0104	12/11	67.012	67.269	67.226	66.610	66.510
Cottonseed cake, meal, hulls, and other byproducts.....	02	7A0105	12/11	135.139	128.744	129.206	126.657	125.593
Cottonseed cake and meal.....	02	7A01051	12/11	148.055	137.753	138.738	136.793	136.237
Other crude and refined vegetable oils and other vegetable mill products.....	02	7A0106	12/11	195.452	196.057	195.088	195.959	196.163
Other crude vegetable oils, including linseed, peanut, sunflower, safflower, etc.....	02	7A01061	12/11	240.740	242.319	239.573	237.980	234.211

See footnotes at end of table.

Table 9. Producer price indexes for commodity and service groupings and individual items, not seasonally adjusted — Continued
 [March 2023, Index base 1982=100, unless otherwise indicated]

Title	Commodity code		Other index base	Unadjusted index ¹				
	Group code	Item code		Nov. 2022	Dec. 2022 ^P	Jan. 2023 ^P	Feb. 2023 ^P	Mar. 2023 ^P
Other vegetable oil mill products, including all oil seed cake and meal.....	02	7A01063	12/11	116.045	114.931	115.018	116.799	119.194
Corn oil, crude and refined.....	02	7B	01/16	249.074	241.797	255.303	238.370	220.135
Corn oil, made by wet milling.....	02	7B01	01/16	249.074	241.797	255.303	238.370	220.135
Corn oil, made by wet milling.....	02	7B0101	01/16	249.074	241.797	255.303	238.370	220.135
Miscellaneous processed foods.....	02	8		293.363	296.718	296.451	289.525	293.136
Canned jams, jellies, and preserves.....	02	81		239.320	239.127	242.890	243.148	243.148
Canned jams, jellies, and preserves.....	02	8101		239.320	239.127	242.890	243.148	243.148
Canned jams, jellies, and preserves.....	02	810102	12/87	211.819	211.648	214.978	215.207	215.207
Pickles and other pickled products, including horseradish.....	02	82		311.339	311.310	311.310	311.852	311.852
Pickles and other pickled products.....	02	8201		311.339	311.310	311.310	311.852	311.852
Pickles and other pickled products, including horseradish.....	02	820106	12/86	278.269	278.244	278.244	278.728	278.728
Specialty canning.....	02	84		321.587	322.364	325.847	326.301	329.986
Specialty canning.....	02	8401		321.587	322.364	325.847	326.301	329.986
Canned dry beans.....	02	840102	12/82	201.484	203.796	203.952	203.952	223.204
Canned soups and stews, excluding frozen and seafood.....	02	840104	12/82	446.560	446.560	446.560	447.525	447.869
Canned baby foods and other canned specialties/nationality foods.....	02	840105	06/08	145.580	145.763	152.520	152.520	152.520
Frozen specialty food.....	02	85		224.337	225.481	227.198	227.248	231.713
Frozen specialty food.....	02	8501		224.337	225.481	227.198	227.248	231.713
Frozen cakes, pies, and other pastries.....	02	850109	12/82	323.188	325.909	332.978	331.821	350.514
Frozen dinners (beef, pork, and poultry pies) and nationality foods, incl. frozen pizza.....	02	850111	12/82	181.814	182.694	183.604	183.768	184.413
Other frozen specialties, incl. all whipped topping, waffles, soups, etc., excluding seafood.....	02	850113	12/82	277.790	278.082	277.175	278.080	285.743
Prepared sauces, except tomato.....	02	86		231.416	231.416	231.416	232.012	232.012
Prepared sauces, excluding tomato-based sauces and sauces comprised of 20 percent or more meat.....	02	8601		231.416	231.416	231.416	232.012	232.012
Prepared sauces, excluding tomato-based sauces and sauces comprised of 20 percent or more meat.....	02	860103	12/86	191.925	191.925	191.925	192.420	192.420
Other miscellaneous processed foods.....	02	89		309.445	311.029	310.650	306.922	308.272
Other miscellaneous processed foods.....	02	8901		309.445	311.029	310.650	306.922	308.272
Mayonnaise, salad dressings, and sandwich spreads.....	02	890102	12/86	294.982	295.685	295.883	295.727	300.792
Dry mix food preparations.....	02	890148	06/91	157.370	158.372	158.372	158.691	158.691
Perishable non-frozen prepared food, including tortillas.....	02	890149	06/91	204.822	207.734	201.431	187.229	184.533
Perishable prepared foods.....	02	8901492	12/07	148.314	151.370	146.033	133.446	130.621
Flavoring extracts, emulsions, liquid flavors, and food colorings.....	02	890151	12/85	339.704	339.704	339.704	347.975	347.975
Other flavoring agents, except chocolate syrup.....	02	890154	12/00	160.606	161.072	168.093	168.164	168.014
Soft drink flavoring syrup, sold in bulk.....	02	89015411	12/11	144.621	144.621	155.095	155.095	155.095
Other flavoring agents (except chocolate syrups).....	02	89015412	12/11	127.914	127.914	131.968	132.110	131.808
Table salt (evaporated), pepper (white and black), and other spices.....	02	890156	06/91	279.725	278.784	280.288	279.874	279.874
Pepper and other spices in commercial sizes (1 lb or more).....	02	8901566	05/17	110.653	110.806	110.561	110.152	110.152
Peanut butter.....	02	890158	06/91	158.737	156.834	157.540	159.467	159.899
Ice.....	02	890161	12/85	272.834	287.360	287.360	292.670	295.462
Dairy product substitutes.....	02	890162	06/92	185.328	190.124	192.054	191.979	191.963
Dry, condensed, and evaporated dairy product substitutes.....	02	8901621	12/09	—	—	127.596	127.527	127.504
Liquid dairy product substitutes.....	02	8901622	12/09	117.240	124.547	126.910	126.877	126.877
Chips (potato, corn, etc.).....	02	890172	12/85	274.914	274.925	275.205	278.945	285.053
Potato chips and sticks, plain and flavored.....	02	8901721	12/07	152.342	152.342	152.342	155.063	155.508
Corn chips and related products.....	02	8901722	12/07	196.915	196.937	196.883	196.883	206.024
Other chips, sticks (hard pretzels, bacon rinds, popcorn (except candied), etc.).....	02	8901723	12/07	168.418	168.418	169.079	173.237	176.239
Vinegar and cider.....	02	890174	12/85	194.379	194.379	194.379	194.379	194.379
Other food preparations.....	02	890175	12/85	—	—	310.299	310.299	310.299
Prepared animal feeds.....	02	9		259.741	258.941	259.617	258.502	260.566
Soybean cake, meal, and other byproducts.....	02	92		152.260	152.083	155.549	159.200	158.428
Soybean cake, meal, and byproducts.....	02	9201		152.260	152.083	155.549	159.200	158.428
Soybean cake, meal, and byproducts.....	02	920112	12/04	185.719	185.503	189.730	194.184	193.243
Soybean cake and meal.....	02	9201121	12/09	99.164	100.440	102.692	106.153	106.544
Other soybean products, including isolates and concentrates.....	02	9201122	12/09	249.869	221.389	226.979	216.678	202.154
Formula feeds.....	02	93		294.620	293.268	293.646	294.699	291.687
Formula feeds.....	02	9301		294.620	293.268	293.646	294.699	291.687
Chicken and turkey feed, supplements, concentrates, and premixes.....	02	930102	12/86	296.417	295.900	295.984	299.976	298.539
Dairy cattle feed, supplements, concentrates, and premixes.....	02	930110	12/11	140.877	143.597	144.453	142.454	138.048
Swine feed, supplements, concentrates, and premixes.....	02	930115	12/11	128.734	124.370	124.894	125.473	125.705
Beef cattle feed, supplements, concentrates, and premixes.....	02	930117	12/11	138.141	134.337	133.173	133.766	131.893
Poultry, exc. chicken and turkey, and livestock, exc. cattle and swine, feed.....	02	930118	12/86	361.646	362.330	360.568	359.969	358.898

See footnotes at end of table.

Table 9. Producer price indexes for commodity and service groupings and individual items, not seasonally adjusted — Continued
 [March 2023, Index base 1982=100, unless otherwise indicated]

Title	Commodity code		Other index base	Unadjusted index ¹				
	Group code	Item code		Nov. 2022	Dec. 2022 ^P	Jan. 2023 ^P	Feb. 2023 ^P	Mar. 2023 ^P
Miscellaneous feedstuffs.....	02	94		345.746	344.816	344.161	338.416	346.234
Pet food.....	02	9402		338.761	339.069	339.702	340.046	358.984
Dog and cat food.....	02	940202	12/85	290.495	290.612	291.163	291.293	309.195
Dog food.....	02	9402021	12/10	149.269	149.352	149.709	149.797	156.824
Canned dog food.....	02	94020211	12/10	159.765	159.765	159.765	159.923	169.412
Dry and semi moist dog food.....	02	94020214	12/11	139.375	139.486	139.890	139.960	146.157
Cat food.....	02	9402022	12/10	150.118	150.118	150.217	150.230	164.943
Canned cat food.....	02	94020224	12/11	157.490	157.490	157.490	157.498	166.192
Dry and semi moist cat food.....	02	94020225	12/10	137.508	137.508	137.625	137.638	152.760
Pet (excluding dog and cat), laboratory, and fur animal feed.....	02	940203	12/85	282.310	283.788	284.215	286.630	281.004
Miscellaneous feedstuffs other than pet food.....	02	9403		342.246	339.355	337.510	326.223	323.344
Meat meal and meat and bone meal.....	02	940301		204.416	213.484	217.696	217.850	225.032
Wet process corn byproducts.....	02	940317	06/85	227.396	226.894	226.583	234.782	244.347
Other animal feeds, including fertilizer byproducts and feather.....	02	940325	12/97	220.228	221.952	218.944	226.295	230.905
Animal and marine feed and fertilizer byproducts, except meat and bone meal.....	02	9403252	06/09	107.611	110.620	107.374	115.447	123.676
Other prepared animal feeds, including feeding materials and adjuncts.....	02	9403253	06/09	138.570	137.339	136.907	137.847	135.846
Miscellaneous byproducts of slaughtering plants.....	02	940333	06/01	656.224	631.045	623.604	566.927	540.015
Distillers' dried grains (dark and light) and dried solubles.....	02	940334	12/22	—	100.000	101.831	101.827	101.827
Textile products and apparel.....	03	—		187.039	185.719	185.646	185.563	185.920
Synthetic fibers.....	03	1		164.946	162.940	166.140	166.338	166.099
Unprocessed filament yarns.....	03	15		170.915	168.837	172.153	172.358	172.110
Noncellulosic and cellulosic organic fibers.....	03	1504	05/22	105.386	104.104	106.149	106.275	106.122
Noncellulosic fibers.....	03	150401		155.824	153.929	157.666	157.880	158.058
Noncellulosic organic fibers.....	03	1504014	06/05	143.560	141.289	140.637	140.947	141.151
Polyester manufactured fibers.....	03	15040147	06/11	138.964	134.493	132.694	133.197	131.825
Other noncellulosic organic fibers, incl. polyamide, polyolefin, and producer-textured.....	03	15040149	06/11	128.376	127.037	127.054	127.226	128.211
Processed yarns and threads.....	03	2		191.828	186.279	180.554	180.228	179.821
Yarns.....	03	26		185.380	179.898	174.241	173.920	173.491
Spun cotton yarns.....	03	2601		172.430	163.359	154.625	152.629	152.629
Spun cotton yarns.....	03	260115	05/22	91.487	86.675	82.040	80.981	80.981
Spun synthetic yarns.....	03	2603		177.481	164.898	160.544	159.766	159.766
Spun synthetic yarns.....	03	260304	12/94	159.082	147.803	143.901	143.203	143.203
Rayon, acetate, and lyocell spun yarns.....	03	2603041	06/08	140.164	140.164	—	—	—
Textured and twisted yarns.....	03	2604	12/88	186.579	187.017	183.863	185.238	184.331
Textured and twisted yarns.....	03	260405	05/22	98.781	99.013	97.343	98.071	97.591
Other spun noncellulosic and natural fiber (excluding cotton and wool) yarns.....	03	2607	06/08	149.835	145.679	139.703	138.206	138.206
Other spun noncellulosic and natural fiber (excluding cotton and wool) yarns.....	03	260701	06/08	149.835	145.679	139.703	138.206	138.206
Greige fabrics.....	03	3		171.400	171.311	170.743	168.569	170.469
Greige broadwoven fabrics.....	03	37		170.244	170.098	170.272	169.295	172.195
Greige manmade, silk, and other natural fiber (exc cotton/wool) broadwoven fabrics.....	03	3703		167.541	167.896	169.050	168.499	169.080
Greige manmade, silk, and other natural fiber (exc cotton/wool) broadwoven fabrics.....	03	370304	12/94	147.220	147.531	148.546	148.062	148.572
Greige knit fabrics.....	03	38		197.098	197.098	197.372	197.051	197.325
Weft (circular) knit fabrics, greige goods (excluding hosiery).....	03	3803		177.319	177.319	177.319	177.319	177.319
Weft (circular) knit fabrics, greige goods (excluding hosiery).....	03	380301		177.319	177.319	177.319	177.319	177.319
Warp knit fabrics, greige goods (excluding hosiery).....	03	3804		225.352	225.352	225.910	225.257	225.815
Warp knit fabrics, greige goods (excluding hosiery).....	03	380401		225.352	225.352	225.910	225.257	225.815
Tire cord and tire fabric.....	03	39	06/84	161.215	161.215	158.288	152.080	152.080
Tire cord and tire fabrics.....	03	3901	06/84	161.215	161.215	158.288	152.080	152.080
Tire cord and tire fabrics.....	03	390101	06/84	161.215	161.215	158.288	152.080	152.080
Finished fabrics.....	03	4		204.826	203.721	203.867	204.819	205.599
Finished broadwoven fabrics.....	03	42		233.684	227.492	223.359	224.486	225.190
Finished cotton broadwoven fabrics.....	03	4201		208.050	211.725	217.205	220.645	221.078
Finished cotton broadwoven fabrics.....	03	420104	12/94	184.225	187.479	192.331	195.377	195.761
Finished manmade, silk, and other natural fiber (exc. cotton and wool) broadwoven fabrics.....	03	4203		250.290	239.686	229.866	229.749	230.647
Finished manmade, silk, and other natural fiber (exc. cotton and wool) broadwoven fabrics.....	03	420306	12/94	206.064	197.333	189.248	189.153	189.892
Finished manmade, silk, & natural fiber (exc cotton/wool) broadwoven, finished in weaving mills.....	03	4203061	06/10	123.144	123.418	123.578	123.407	123.505
Finished manmade fiber, silk and other natural fiber broadwoven fabrics, finishing mill.....	03	4203062	06/10	204.787	191.406	179.219	179.219	180.239

See footnotes at end of table.

Table 9. Producer price indexes for commodity and service groupings and individual items, not seasonally adjusted — Continued
 [March 2023, Index base 1982=100, unless otherwise indicated]

Title	Commodity code		Other index base	Unadjusted index ¹				
	Group code	Item code		Nov. 2022	Dec. 2022 ^P	Jan. 2023 ^P	Feb. 2023 ^P	Mar. 2023 ^P
Woven and braided narrow fabrics.	03	44		257.416	259.293	262.689	261.908	261.705
Woven and braided narrow fabrics.	03	4402	06/84	257.417	259.293	262.690	261.909	261.705
Woven narrow fabrics (12 inches or less in width).	03	440204	12/89	216.880	219.383	222.964	222.964	222.964
Braided narrow fabrics (12 inches or less in width).	03	440205	12/08	228.131	228.131	227.148	222.745	221.597
Nonwoven fabrics and felts.	03	45		208.410	208.068	208.596	210.210	211.775
Nonwoven fabrics and felts.	03	4503		208.410	208.068	208.596	210.210	211.775
Nonwoven fabrics.	03	450321		207.085	206.788	207.379	208.924	210.214
Pressed, punched, or needled felts, excluding hats.	03	450333	12/01	141.357	140.544	140.184	141.924	145.881
Coated fabrics, not rubberized.	03	46	06/85	254.207	253.359	255.551	259.144	261.047
Coated fabrics, not rubberized.	03	4601	06/85	254.207	253.359	255.551	259.144	261.047
Vinyl coated fabrics, including expanded vinyl coated.	03	460102	06/85	246.334	246.322	246.768	245.888	245.892
Coated or laminated fabrics and coated yarns, incl. impregnated fabrics.	03	460103	06/85	261.316	260.148	263.100	268.609	271.331
Screen printed textile materials, embroideries, and lace goods.	03	47	06/85	219.803	219.786	220.356	220.385	220.420
Screen printed textile and apparel materials and embroideries.	03	4701	06/85	220.077	220.060	220.633	220.662	220.697
Embroideries (excluding Schiffl machine products) and embroidery contractors.	03	470103	12/11	128.190	128.220	128.953	129.044	129.044
Screen printing on garments, apparel accessories, and other fabric articles, excluding labels.	03	470108	12/85	220.737	220.703	221.126	221.126	221.169
Knit fabrics, finished in knitting mills.	03	48	12/03	168.009	169.107	171.005	171.141	172.262
Weft (circular) knit fabrics, knit and finished in the same establishment (excluding hosiery).	03	4801	12/03	198.602	198.687	198.687	198.555	198.555
Weft (circular) knit fabrics, knit and finished in the same establishment (excluding hosiery).	03	480101	12/03	198.602	198.687	198.687	198.555	198.555
Warp knit goods, knit and finished in the same establishment.	03	4802	12/03	143.642	145.438	149.066	149.443	151.585
Warp knit goods, knit and finished in the same establishment.	03	480201	12/03	143.642	145.438	149.066	149.443	151.585
Warp knit fabrics, knit and finished in same establishment.	03	4802011	06/08	159.976	161.994	166.114	166.543	168.976
Apparel & other fabricated textile prods.	03	8		175.106	175.289	176.533	176.805	177.079
Apparel.	03	81		155.746	155.757	156.469	156.584	156.654
Miscellaneous apparel and accessories.	03	8104	12/83	219.405	219.505	223.280	223.397	223.479
Men's and boys' fabric, straw, and felt hats, made from purchased materials.	03	810414	12/09	168.253	168.253	168.253	168.253	168.253
Hat bodies and fabric caps, made from purchased materials.	03	810416	12/09	177.929	177.929	183.434	183.434	183.434
Gloves and mittens, made from purchased materials.	03	810424	12/11	144.016	144.016	146.705	146.705	146.705
Leather and sheep-lined apparel, made from purchased materials.	03	810428	12/03	195.059	195.059	198.112	198.112	199.482
Apparel and accessories, n.e.c.	03	810441	12/85	185.003	185.124	189.094	189.249	189.249
Fabricated apparel accessories.	03	8104412	06/09	144.673	144.971	144.971	144.971	144.971
All other apparel accessories, made from purchased materials.	03	81044125	12/11	137.792	138.157	138.157	138.157	138.157
Women's, girls', and infants' cut and sew apparel.	03	8106	12/03	108.551	108.543	108.543	108.608	108.609
Women's and girls' blouses and shirts, made from purchased fabrics.	03	810603	12/22	—	100.000	100.000	100.000	100.000
Women's and girls' dresses, made from purchased fabrics.	03	810611	12/03	103.129	103.129	103.129	103.129	103.129
Women's and girls' lingerie and nightwear, made from purchased fabrics.	03	810647		—	—	160.365	160.365	160.365
Women's and girls' other outerwear, made from purchased fabrics.	03	810661	12/22	—	100.000	100.000	100.097	100.102
Men's and boys' cut and sew apparel.	03	8107	12/03	135.833	135.833	135.994	136.240	136.466
Men's and boys' pants, except work pants, made from purchased fabrics.	03	810703	12/22	—	100.000	100.000	100.000	100.000
Men's and boys' work clothing, made from purchased fabrics.	03	810713	12/22	—	100.000	100.000	100.790	100.790
Men's and boys' shirts, except work shirts, made from purchased fabrics.	03	810723	12/22	—	100.000	100.000	100.000	100.000
Men's and boys' suits, coats, and overcoats, made from purchased fabrics.	03	810735	12/13	119.486	119.486	119.486	119.486	120.001
Men's and boys' other outerwear, made from purchased fabrics.	03	810744	12/22	—	100.000	101.035	101.191	101.191
Men's and boys' nightwear, robes, and underwear, made from purchased fabrics.	03	810761	12/03	161.145	161.145	161.145	161.145	161.145
Apparel made in knitting mills.	03	8108	12/03	122.647	122.647	122.485	122.485	122.485
Knit outerwear, underwear, and nightwear, made in knitting mills.	03	810808	05/16	107.682	107.682	107.682	—	—
Hosiery and socks.	03	810831	05/20	106.953	106.953	106.766	106.766	106.766
Textile house furnishings.	03	82		182.308	182.308	182.422	182.356	182.664
Textile house furnishings.	03	8203	06/83	196.369	196.369	196.491	196.420	196.752
Curtains and draperies, made from purchased materials.	03	820304	12/05	150.908	150.908	150.908	150.908	150.908
Other textiles, including towels and bed textiles.	03	820312	06/05	145.836	145.836	145.960	145.888	146.224
Fabricated textile products, made in weaving mills.	03	8203121	06/11	104.566	104.566	105.524	105.524	104.715
Other household textile products.	03	8203122	06/11	131.252	131.252	131.252	131.181	131.618
Bedspreads, made from purchased materials.	03	82031221	12/11	139.542	139.542	139.542	139.542	139.542
Sheets and pillowcases, made from purchased materials.	03	82031223	12/11	157.610	157.610	157.610	157.610	157.610
Other household furnishings, made from purchased materials.	03	82031226	12/11	126.150	126.150	126.150	126.069	126.565
Industrial and other fabricated products.	03	83		212.633	213.156	215.587	216.202	216.724
Industrial and other fabricated products.	03	8303		211.802	212.322	214.745	215.356	215.877

See footnotes at end of table.

Table 9. Producer price indexes for commodity and service groupings and individual items, not seasonally adjusted — Continued

[March 2023, Index base 1982=100, unless otherwise indicated]

Title	Commodity code		Other index base	Unadjusted index ¹				
	Group code	Item code		Nov. 2022	Dec. 2022 ^P	Jan. 2023 ^P	Feb. 2023 ^P	Mar. 2023 ^P
Rope, cordage, and twine.....	03	830321	06/12	129.024	128.263	134.262	133.930	134.283
All other textile bags.....	03	830334	06/10	145.821	145.716	153.014	152.526	152.559
Canvas and related products.....	03	830345	06/03	179.971	180.660	180.660	180.663	180.663
All other fabricated textile products, excluding trimming and findings....	03	830351	12/85	165.674	166.345	168.335	169.634	169.956
All other miscellaneous fabricated textile products.....	03	8303516	09/18	122.386	123.084	125.333	126.800	127.040
Trimming and findings, excluding automobile and apparel.....	03	830361	12/06	195.240	182.490	195.257	195.257	210.727
Miscellaneous textile products/services.....	03	9	06/85	213.340	212.850	205.678	200.477	201.166
Miscellaneous textile products/services.....	03	94	09/18	145.778	145.443	140.542	136.989	137.459
Miscellaneous textile products/services.....	03	9401	09/18	145.778	145.443	140.542	136.989	137.459
Textile and fabric finishing, except broadwoven.....	03	940103	12/01	184.852	183.795	176.475	165.560	166.128
Hides, skins, leather, and related products.....	04	—		176.665	176.307	177.933	178.088	178.640
Hides and skins, incl. cattle.....	04	1		111.676	111.627	110.763	110.600	111.594
Hides and skins, incl. cattle.....	04	19	06/01	51.128	51.105	50.709	50.635	51.090
Hides, skins, and pelts, made in slaughtering plants.....	04	1901	06/01	51.128	51.105	50.709	50.635	51.090
Hides, skins, and pelts, made in slaughtering plants.....	04	190108	06/01	51.128	51.105	50.709	50.635	51.090
Leather.....	04	2		200.750	198.324	200.774	199.147	201.527
Finished and unfinished leather.....	04	27	12/97	110.052	108.722	110.065	109.173	110.478
Finished and unfinished leather.....	04	2701	12/97	110.052	108.722	110.065	109.173	110.478
Finished and unfinished leather.....	04	270102	12/03	91.802	90.693	91.813	91.069	92.157
Footwear.....	04	3		248.142	248.142	248.142	250.404	249.590
Men's nonathletic footwear.....	04	31		288.476	288.476	288.476	292.703	291.201
Men's footwear (size 6 and larger), excluding athletic.....	04	3105	12/93	201.174	201.174	201.174	204.123	203.075
Men's footwear (size 6 and larger), excluding athletic.....	04	310501	12/93	201.326	201.326	201.326	204.277	203.228
Women's nonathletic footwear.....	04	32		192.131	192.131	192.131	192.136	192.097
Women's footwear (size 4 and larger), excluding athletic.....	04	3205	12/93	150.213	150.213	150.213	150.217	150.187
Women's footwear (size 4 and larger), excluding athletic.....	04	320501	12/93	150.131	150.131	150.131	150.135	150.105
Other footwear including slippers.....	04	39	12/02	172.660	172.660	172.660	172.660	172.660
Other footwear, excluding rubber and plastic soled footwear.....	04	3901	12/02	172.660	172.660	172.660	172.660	172.660
Other footwear, excluding rubber and plastic soled footwear.....	04	390104	12/11	153.462	153.462	153.462	153.462	153.462
Other leather and related products.....	04	4		212.124	212.276	217.585	217.635	217.708
Luggage and small leather goods.....	04	41		190.268	190.295	195.282	195.366	195.489
Luggage and small leather goods.....	04	4101		190.268	190.295	195.282	195.366	195.489
Luggage (including suitcases, travel bags, backpacks, and other types).....	04	410112	12/84	143.184	143.184	150.672	150.672	150.672
Women's and children's handbags and purses.....	04	410128	06/82	196.103	196.171	196.171	196.367	196.546
Personal leather goods (excluding women's handbags and purses).....	04	410132	06/82	200.187	200.187	200.625	200.625	201.433
Leather and leather-like goods, n.e.c.....	04	45	06/85	224.838	225.153	230.472	230.472	230.472
Leather and leather-like goods, n.e.c.....	04	4501	06/85	224.838	225.153	230.472	230.472	230.472
All other leather goods.....	04	450101	06/85	249.380	249.774	256.271	256.271	256.271
Boot and shoe cut stock and findings.....	04	4501011	12/11	118.639	118.639	118.639	118.639	118.639
All other miscellaneous leather goods.....	04	4501014	12/11	151.521	151.807	156.252	156.252	156.252
Leather belts, made from purchased materials.....	04	450111	06/85	176.104	176.104	176.127	176.127	176.127
Fuels and related products and power.....	05	—		263.359	242.699	250.884	245.219	234.897
Coal.....	05	1		303.957	281.087	288.832	287.035	290.795
Coal.....	05	13		303.957	281.087	288.832	287.035	290.795
Coal.....	05	1301		303.957	281.087	288.832	287.035	290.795
Unprepared bituminous coal and lignite (utility sold).....	05	130101		178.968	178.484	179.611	178.050	183.467
Unprepared bituminous coal and lignite from surface mine (utility sold).....	05	1301011	06/08	153.173	152.758	152.011	153.691	155.187
Unprepared bituminous coal and lignite from underground mine (utility sold).....	05	1301012	12/22	—	100.000	102.218	98.548	104.494
Prepared bituminous coal and lignite (utility sold).....	05	130102	12/01	341.217	311.437	323.846	319.905	326.007
Prepared bituminous coal & lignite, from surface mine (utility sold)....	05	1301021	06/08	171.161	162.523	164.926	162.538	163.767
Prepared bituminous coal & lignite, from underground mine (utility sold).....	05	1301022	06/08	216.093	184.546	194.320	192.182	196.961
Coal exports.....	05	130103	12/22	—	100.000	99.533	102.974	99.269
Coal non-utility sold (including anthracite).....	05	130104	12/86	357.037	357.037	357.031	353.617	356.362
Gas fuels.....	05	3		197.737	244.087	210.708	151.929	125.930
Natural gas.....	05	31		178.276	233.035	192.059	119.550	93.973
Natural gas.....	05	3101		178.276	233.035	192.059	119.550	93.973
Natural gas.....	05	310105	06/96	225.948	295.351	243.417	151.519	119.103
Natural gas from the wellhead.....	05	3101051	06/09	124.500	160.619	122.221	82.008	66.120
Natural gas from processing facilities.....	05	3101052	06/09	134.936	190.924	225.225	100.560	67.975

See footnotes at end of table.

Table 9. Producer price indexes for commodity and service groupings and individual items, not seasonally adjusted — Continued

[March 2023, Index base 1982=100, unless otherwise indicated]

Title	Commodity code		Other index base	Unadjusted index ¹				
	Group code	Item code		Nov. 2022	Dec. 2022 ^P	Jan. 2023 ^P	Feb. 2023 ^P	Mar. 2023 ^P
Liquefied petroleum gas.....	05	32		205.567	175.638	176.723	179.602	162.975
Liquefied petroleum gas.....	05	3201		205.567	175.638	176.723	179.602	162.975
Isopentane and natural gasoline.....	05	320102	06/09	96.931	90.252	105.621	101.640	94.601
Propane.....	05	320104		183.200	142.319	182.496	188.473	179.970
Butane.....	05	320105		143.555	132.630	165.012	188.504	136.032
Plant condensate, ethane, gas mixtures, and other natural gas liquids...	05	320108	06/09	74.665	63.341	56.790	56.888	52.860
Electric power.....	05	4		248.321	250.559	262.263	261.308	259.291
Residential electric power.....	05	41	12/90	212.355	213.257	219.878	221.187	220.069
Residential electric power.....	05	4121	12/90	212.355	213.257	219.878	221.187	220.069
Residential electric power.....	05	412101	12/90	212.355	213.257	219.878	221.187	220.069
Residential electric power, New England.....	05	4121011	12/07	188.028	190.075	217.157	217.157	217.157
Residential electric power, Middle Atlantic.....	05	4121012	12/07	140.758	143.603	144.352	144.635	140.677
Residential electric power, East North Central.....	05	4121013	12/07	148.924	152.628	159.748	159.723	167.266
Residential electric power, West North Central.....	05	4121014	12/07	143.300	137.612	138.376	137.923	137.236
Residential electric power, South Atlantic.....	05	4121015	12/07	139.962	140.967	143.733	145.350	145.265
Residential electric power, East South Central.....	05	4121016	12/07	149.424	150.944	157.030	161.567	157.112
Residential electric power, West South Central.....	05	4121017	12/07	146.624	144.550	144.241	145.932	137.207
Residential electric power, Mountain.....	05	4121018	12/07	126.129	126.186	128.289	128.008	130.639
Residential electric power, Pacific.....	05	4121019	12/07	208.019	208.008	219.448	219.414	222.120
Commercial electric power.....	05	42		233.670	235.643	246.848	246.629	244.310
Commercial electric power.....	05	4221	12/90	204.524	206.251	216.059	215.867	213.837
Commercial electric power.....	05	422101	12/90	204.524	206.251	216.059	215.867	213.837
Commercial electric power, New England.....	05	4221011	12/07	180.997	183.196	206.073	206.073	206.073
Commercial electric power, Middle Atlantic.....	05	4221012	12/07	140.875	147.688	153.994	151.565	140.503
Commercial electric power, East North Central.....	05	4221013	12/07	133.786	136.576	146.277	142.729	149.225
Commercial electric power, West North Central.....	05	4221014	12/07	144.852	137.002	139.271	137.829	136.632
Commercial electric power, South Atlantic.....	05	4221015	12/07	120.685	121.533	125.582	126.353	126.310
Commercial electric power, East South Central.....	05	4221016	12/07	140.352	143.974	147.980	151.884	150.152
Commercial electric power, West South Central.....	05	4221017	12/07	139.554	135.776	134.225	137.494	128.180
Commercial electric power, Mountain.....	05	4221018	12/07	130.433	130.490	133.882	133.104	136.405
Commercial electric power, Pacific.....	05	4221019	12/07	174.281	174.258	189.379	189.310	193.688
Industrial electric power.....	05	43		273.936	280.016	304.495	294.083	290.758
Industrial electric power.....	05	4321	12/90	230.339	235.452	256.035	247.280	244.484
Industrial electric power.....	05	432101	12/90	230.339	235.452	256.035	247.280	244.484
Industrial electric power, New England.....	05	4321011	12/07	206.988	272.218	250.755	246.566	216.560
Industrial electric power, Middle Atlantic.....	05	4321012	12/07	168.002	160.008	166.679	166.266	158.713
Industrial electric power, East North Central.....	05	4321013	12/07	153.329	154.825	168.739	164.558	202.888
Industrial electric power, West North Central.....	05	4321014	12/07	148.779	148.754	153.274	145.313	147.981
Industrial electric power, South Atlantic.....	05	4321015	12/07	116.614	116.893	118.742	119.304	118.978
Industrial electric power, East South Central.....	05	4321016	12/07	135.751	138.782	142.782	154.762	143.660
Industrial electric power, West South Central.....	05	4321017	12/07	129.849	126.963	126.528	128.312	121.900
Industrial electric power, Mountain.....	05	4321018	12/07	166.575	172.184	274.457	203.380	158.634
Industrial electric power, Pacific.....	05	4321019	12/07	180.569	180.550	196.958	196.816	198.571
Transportation electric power.....	05	46	12/10	119.011	119.386	126.192	126.247	126.166
Transportation electric power.....	05	4621	12/10	119.011	119.386	126.192	126.247	126.166
Transportation electric power.....	05	462111	12/10	119.011	119.386	126.192	126.247	126.166
Utility natural gas.....	05	5	12/90	301.844	313.700	337.777	310.661	288.870
Residential natural gas.....	05	51	12/90	303.509	310.697	346.810	311.196	287.632
Residential natural gas.....	05	5121	12/90	303.509	310.697	346.810	311.196	287.632
Residential natural gas.....	05	512101	12/90	303.509	310.697	346.810	311.196	287.632
Residential natural gas, New England.....	05	5121011	06/12	188.242	186.111	185.380	182.300	179.309
Residential natural gas, Middle Atlantic.....	05	5121012	06/12	152.918	154.312	160.859	160.171	150.698
Residential natural gas, East North Central.....	05	5121013	06/12	175.988	176.166	172.646	165.038	159.722
Residential natural gas, West North Central.....	05	5121014	06/12	153.961	172.514	173.691	163.558	150.982
Residential natural gas, South Atlantic.....	05	5121015	06/12	147.803	146.191	150.560	141.907	127.886
Residential natural gas, East South Central.....	05	5121016	06/12	132.549	125.444	124.628	123.556	112.308
Residential natural gas, West South Central.....	05	5121017	06/12	219.045	222.872	223.329	217.230	202.962
Residential natural gas, Mountain.....	05	5121018	06/12	196.854	196.606	205.491	206.435	206.491
Residential natural gas, Pacific.....	05	5121019	06/12	175.706	194.792	324.107	211.906	171.506
Commercial natural gas.....	05	52	12/90	312.230	323.990	365.634	317.841	284.770
Commercial natural gas.....	05	5221	12/90	312.230	323.990	365.634	317.841	284.770
Commercial natural gas.....	05	522101	12/90	312.230	323.990	365.634	317.841	284.770
Commercial natural gas, New England.....	05	5221011	06/12	201.624	196.944	196.745	186.105	180.898
Commercial natural gas, Middle Atlantic.....	05	5221012	06/12	142.208	146.884	144.973	143.432	135.156
Commercial natural gas, East North Central.....	05	5221013	06/12	190.816	189.780	183.910	175.286	169.311
Commercial natural gas, West North Central.....	05	5221014	06/12	167.215	191.119	189.176	181.193	157.621

See footnotes at end of table.

Table 9. Producer price indexes for commodity and service groupings and individual items, not seasonally adjusted — Continued
 [March 2023, Index base 1982=100, unless otherwise indicated]

Title	Commodity code		Other index base	Unadjusted index ¹				
	Group code	Item code		Nov. 2022	Dec. 2022 ^P	Jan. 2023 ^P	Feb. 2023 ^P	Mar. 2023 ^P
Commercial natural gas, South Atlantic.....	05	5221015	06/12	145.463	147.220	148.210	137.071	116.268
Commercial natural gas, East South Central.....	05	5221016	06/12	151.764	146.678	141.140	139.278	130.032
Commercial natural gas, West South Central.....	05	5221017	06/12	239.959	241.360	242.792	234.887	212.142
Commercial natural gas, Mountain.....	05	5221018	06/12	213.342	213.178	223.555	223.713	223.860
Commercial natural gas, Pacific.....	05	5221019	06/12	210.786	247.091	473.235	277.800	198.301
Industrial natural gas.....	05	53	12/90	258.918	273.342	280.252	258.471	235.458
Industrial natural gas.....	05	5321	12/90	258.918	273.342	280.252	258.471	235.458
Industrial natural gas.....	05	532101	12/90	258.918	273.342	280.252	258.471	235.458
Industrial natural gas, New England.....	05	5321011	09/16	211.195	205.577	205.837	195.551	188.564
Industrial natural gas, Middle Atlantic.....	05	5321012	09/16	201.172	207.869	189.497	180.680	172.374
Industrial natural gas, East North Central.....	05	5321013	06/12	181.403	195.230	190.382	171.481	158.588
Industrial natural gas, West North Central.....	05	5321014	06/12	174.188	201.277	203.817	194.586	175.144
Industrial natural gas, South Atlantic.....	05	5321015	09/16	165.730	167.153	172.970	158.356	145.631
Industrial natural gas, East South Central.....	05	5321016	09/16	171.951	169.324	154.214	149.675	125.262
Industrial natural gas, West South Central.....	05	5321017	09/16	196.215	205.183	197.365	175.649	164.126
Industrial natural gas, Mountain.....	05	5321018	09/16	150.847	150.847	159.917	161.442	162.291
Industrial natural gas, Pacific.....	05	5321019	09/16	145.400	158.412	208.954	195.929	166.290
Natural gas to electric power.....	05	54	12/90	257.286	271.839	275.198	268.379	256.222
Natural gas to electric power.....	05	5421	12/90	257.286	271.839	275.198	268.379	256.222
Natural gas to electric power.....	05	542101	12/90	257.286	271.839	275.198	268.379	256.222
Crude petroleum (domestic production).....	05	6		241.614	209.831	207.366	216.097	193.978
Crude petroleum (domestic production).....	05	61		241.614	209.831	207.366	216.097	193.978
Crude petroleum (domestic production).....	05	6101		241.614	209.831	207.366	216.097	193.978
Crude petroleum (domestic production).....	05	610102	06/84	263.151	228.535	225.850	235.359	211.269
Petroleum products, refined.....	05	7		361.972	288.864	311.395	314.805	305.203
Gasoline.....	05	71		268.692	219.131	245.498	260.887	262.953
Unleaded premium gasoline.....	05	7103		308.715	244.336	269.018	283.475	286.483
Unleaded premium gasoline.....	05	710304	06/02	349.749	276.812	304.775	321.154	324.562
Unleaded regular gasoline.....	05	7104		259.920	213.363	240.521	255.940	257.608
Unleaded regular gasoline.....	05	710404	06/02	312.325	256.382	289.015	307.544	309.548
Unleaded mid-premium gasoline.....	05	7105	12/87	451.154	363.867	408.413	436.472	430.704
Unleaded mid-premium gasoline.....	05	710504	06/02	308.529	248.836	279.300	298.488	294.544
Kerosene and jet fuels.....	05	72		362.673	304.552	346.034	343.326	316.417
Kerosene.....	05	7202		391.884	308.717	331.081	319.970	288.672
Kerosene.....	05	720201		391.902	308.730	331.096	319.985	288.685
Jet fuel.....	05	7203		362.250	305.144	348.014	345.856	319.160
Jet fuel.....	05	720301		365.036	307.491	350.690	348.516	321.615
Light fuel oils.....	05	73		544.954	395.108	422.191	408.014	380.567
Home heating oil and distillates.....	05	7302		345.843	301.413	308.133	281.077	273.081
Home heating oil and distillates.....	05	730201		345.843	301.413	308.133	281.077	273.081
No. 2 diesel fuel.....	05	7303		585.306	419.191	449.169	435.578	405.302
No. 2 diesel fuel.....	05	730302	06/85	732.659	524.723	562.248	545.236	507.338
Residual fuels (heavy fuel oils, incl. #5, #6, & other residual fuels).....	05	74		211.467	204.483	174.481	165.144	164.741
Residual fuels (heavy fuel oils, incl. #5, #6, & other residual fuels).....	05	7407	06/85	310.647	300.387	256.315	242.599	242.006
Residual fuels (heavy fuel oils, incl. #5, #6, & other residual fuels).....	05	740703	06/02	274.553	265.485	226.534	214.411	213.887
Finished lubricants.....	05	76		615.169	614.939	612.093	613.574	614.212
Lubricating and similar oils.....	05	7604	06/85	591.972	591.733	588.438	582.210	582.949
Lubricating and similar oils not from petroleum refineries.....	05	760401	06/85	573.216	572.984	569.793	563.763	564.478
Lubricating oil base stocks.....	05	78	06/09	226.158	241.599	192.033	182.359	169.326
Lubricating oil base stocks.....	05	7801	06/09	226.158	241.599	192.033	182.359	169.326
Lubricating oil base stocks.....	05	780121	06/09	226.158	241.599	192.033	182.359	169.326
Asphalt and other petroleum and coal products, n.e.c.....	05	8	12/84	527.984	477.291	446.012	439.557	426.415
Asphalt and other petroleum and coal products, n.e.c.....	05	81	12/84	527.984	477.291	446.012	439.557	426.415
Asphalt.....	05	8102	06/85	308.041	191.574	208.736	217.127	221.772
Asphalt.....	05	810212	06/85	308.041	191.574	208.736	217.127	221.772
Other petroleum and coal products, including coke oven products, n.e.c.....	05	8103	12/84	1,125.041	1,185.929	1,076.038	1,048.108	1,004.715
Other petroleum and coal products, including coke oven products, n.e.c.....	05	810319	12/84	1,125.041	1,185.929	1,076.038	1,048.108	1,004.715
Other petroleum and coal products, made in coke oven establishments.....	05	8103191	06/09	197.216	196.626	196.882	194.923	194.339
Chemicals and allied products.....	06	—		361.030	357.965	359.585	358.321	358.841
Industrial chemicals.....	06	1		337.539	333.230	333.374	326.695	328.040
Basic inorganic chemicals.....	06	13		389.259	389.554	397.286	397.259	397.038
Inorganic chemicals, other than alkalis and chlorine.....	06	1302		344.719	346.183	350.960	355.125	355.682

See footnotes at end of table.

Table 9. Producer price indexes for commodity and service groupings and individual items, not seasonally adjusted — Continued
 [March 2023, Index base 1982=100, unless otherwise indicated]

Title	Commodity code		Other index base	Unadjusted index ¹				
	Group code	Item code		Nov. 2022	Dec. 2022 ^P	Jan. 2023 ^P	Feb. 2023 ^P	Mar. 2023 ^P
Aluminum compounds.....	06	130209	06/95	139.868	139.868	133.966	150.473	150.473
Inorganic acids, inc. hydrochloric, sulfuric acid, and other.....	06	13020T	12/08	121.967	120.391	120.302	120.777	126.296
Sulfuric acid.....	06	13020T1	06/87	208.812	205.684	205.122	205.122	218.741
Lime.....	06	130213		356.434	356.603	406.413	408.791	409.556
Potassium and sodium compounds, excluding bleaches, alkalis, and alum.....	06	130217	06/01	450.340	464.099	467.543	477.221	483.714
Rock salt.....	06	130271	12/84	419.603	419.603	420.170	420.170	420.170
Other inorganic chemicals, nec.....	06	130283	12/06	177.516	178.094	181.104	183.722	182.489
All other inorganic chemicals.....	06	1302833	12/08	122.128	122.763	125.515	128.401	127.273
Alkalies and chlorine, including natural sodium carbonate and sulfate.....	06	1303		586.985	584.043	603.556	587.668	584.489
Chlorine, sodium hydroxide, and other alkalis.....	06	130302	06/05	306.301	304.844	309.101	300.064	298.272
Sodium hydroxide (caustic soda).....	06	1303024	12/07	241.593	240.095	244.945	234.439	232.676
Other alkalis.....	06	1303028	12/11	182.326	181.919	182.161	181.973	181.444
Basic organic chemicals.....	06	14		330.494	325.446	324.080	316.006	317.677
Primary basic organic chemicals.....	06	1401		278.584	274.856	278.275	264.643	279.589
Aromatics.....	06	140197	06/01	253.656	227.212	226.533	248.052	311.758
Liquid refinery gases.....	06	140198	06/01	258.633	265.047	269.745	243.776	238.649
Cyclic intermediate chemicals and dyes.....	06	1402		300.654	300.436	298.295	300.833	300.091
Cyclic intermediate chemicals.....	06	140281	06/01	284.367	284.057	283.422	285.818	286.010
Synthetic organic dyes.....	06	140282	06/01	129.654	130.209	124.374	125.487	122.011
Other basic organics.....	06	1403		323.957	318.344	314.688	309.650	304.399
Ethanol (ethyl alcohol).....	06	140341		320.648	298.985	288.988	286.256	279.172
Other basic organics, n.e.c.....	06	140399	06/87	316.984	316.376	315.107	309.379	304.936
Fatty acids.....	06	1403991	12/07	257.864	248.804	245.785	237.533	227.060
Bulk pesticides and other bulk synthetic organic agricultural chemicals, excluding preparation.....	06	1403992	12/07	290.500	290.500	284.345	284.345	284.345
Industrial organic flavor oil mixtures and blends.....	06	1403993	12/08	400.071	400.071	400.109	402.070	420.987
Natural organic chemicals.....	06	1403995	12/08	147.626	145.110	144.230	150.414	150.248
Synthetic organic chemicals for use as flavor and perfume materials.....	06	1403997	12/07	133.143	133.143	132.128	132.128	132.128
Synthetic organic plasticizers.....	06	1403999	12/07	163.658	148.132	153.460	156.526	161.431
Other synthetic organic chemicals.....	06	140399A	12/07	108.516	109.048	109.012	108.935	108.974
Miscellaneous end use chemicals and chemical products, excluding urea.....	06	140399B	12/07	223.181	225.616	222.476	214.030	211.475
Miscellaneous cyclic and acyclic chemicals and chemical products, excluding fatty acid esters.....	06	140399C	12/07	145.749	144.075	145.530	141.699	136.149
Paints and allied products.....	06	2		404.595	405.946	407.023	407.100	407.096
Prepared paint.....	06	21		419.719	421.084	421.066	420.835	420.450
Architectural coatings.....	06	2101		506.379	508.893	509.063	509.117	509.186
Architectural coatings.....	06	210104	12/03	277.796	279.175	279.268	279.298	279.336
Exterior architectural coatings.....	06	2101041	12/12	182.083	184.475	184.647	184.702	184.772
Interior architectural coatings.....	06	2101042	12/12	153.739	153.739	153.739	153.739	153.739
OEM finishes excluding marine coatings.....	06	2102	06/83	267.195	267.987	266.530	267.484	267.484
OEM finishes excluding marine coatings.....	06	210201	06/83	267.195	267.987	266.530	267.484	267.484
Transportation finishes, except powdered and high-solids coatings.....	06	2102011	12/12	122.248	123.624	125.882	125.882	125.882
All other product finishes for original equipment manufacturers (OEM), excluding marine coating.....	06	2102012	12/12	148.701	148.701	146.942	147.614	147.614
Special purpose coatings, incl. marine, industrial & construction coatings.....	06	2103	06/83	529.133	529.299	531.471	528.294	526.002
Special purpose coatings, incl. marine, industrial & construction coatings.....	06	210301	06/83	529.133	529.299	531.471	528.294	526.002
Paint materials.....	06	22		346.430	347.965	352.760	353.850	355.071
Paint colors.....	06	2202		291.589	293.025	293.025	294.047	295.192
All other inorganic pigments, including TiO ₂ , chrome colors, and other white opaque pigments.....	06	22020N	09/21	129.698	129.698	129.698	130.216	130.796
Synthetic organic pigments, lakes, and toners.....	06	220298	06/87	193.624	198.312	198.312	198.312	198.312
Kaolin and ball clay.....	06	2204		248.904	248.904	282.657	282.657	282.657
Kaolin and ball clay.....	06	220407		285.364	285.364	324.060	324.060	324.060
Allied and miscellaneous paint products.....	06	23	06/83	428.721	428.384	428.670	428.670	428.670
Allied and miscellaneous paint products.....	06	2301	06/83	428.721	428.384	428.670	428.670	428.670
Allied and miscellaneous paint products.....	06	230104	12/03	242.697	242.506	242.668	242.668	242.668
Drugs and pharmaceuticals.....	06	3		646.298	644.300	658.536	662.059	662.107
Medicinal and botanical chemicals, drugs, and other products.....	06	31		185.265	184.962	185.657	184.961	185.524
Medicinal and botanical chemicals, drugs, and other products.....	06	3102	06/82	185.320	185.017	185.711	185.015	185.579
Synthetic organic medicinal chemicals, medicinal & botanical drugs, & other products.....	06	310203	06/82	185.320	185.017	185.711	185.015	185.579
Veterinary pharmaceutical preparations.....	06	34		—	—	211.805	211.805	211.805
Pharmaceuticals for veterinary use.....	06	3403	12/87	—	—	210.418	210.418	210.418
Pharmaceuticals for veterinary use.....	06	340303	06/01	—	—	160.482	160.482	160.482

See footnotes at end of table.

Table 9. Producer price indexes for commodity and service groupings and individual items, not seasonally adjusted — Continued

[March 2023, Index base 1982=100, unless otherwise indicated]

Title	Commodity code		Other index base	Unadjusted index ¹				
	Group code	Item code		Nov. 2022	Dec. 2022 ^P	Jan. 2023 ^P	Feb. 2023 ^P	Mar. 2023 ^P
Biological products, including diagnostics.....	06	37		312.290	311.939	320.263	323.328	323.175
Biological products, excluding diagnostic, for veterinary, industrial, and all other misc. uses.....	06	3717	12/04	150.840	150.840	166.823	166.823	166.823
Biological products, excluding diagnostic, for veterinary, industrial, and all other misc. uses.....	06	371705	12/22	—	100.000	110.596	110.596	110.596
Diagnostics.....	06	3718	06/09	139.776	139.348	139.988	143.404	143.259
In-vitro diagnostic substances.....	06	371801		225.629	224.902	226.122	228.472	228.472
Biological products, excluding diagnostic, for human use.....	06	3719	06/09	152.311	152.312	154.077	154.077	154.050
Biological products, excluding diagnostic, for human use.....	06	371904	12/22	—	100.000	101.159	101.159	101.141
Pharmaceutical preparations.....	06	38	06/01	282.733	281.660	287.385	288.680	288.705
Pharmaceuticals affecting neoplasms, the endocrine system, & metabolic diseases.....	06	3801	06/01	310.766	310.764	313.753	313.960	313.961
Cancer therapy products.....	06	380102	12/09	114.886	114.886	117.003	117.120	117.120
Insulin/antidiabetes products.....	06	380103	12/09	307.839	307.839	315.576	315.576	315.580
Other neoplasms, endocrine system, and metabolic diseases.....	06	380104	12/09	175.002	175.002	176.325	176.465	176.465
Hormones and oral contraceptives.....	06	380105	12/09	225.193	225.187	226.650	226.650	226.650
Pharmaceuticals acting on the central nervous system and the sense organs.....	06	3802	06/01	328.273	328.273	337.853	342.534	342.558
Analgesics.....	06	380202	12/09	277.153	277.153	277.153	289.325	289.387
Analgesics, over-the-counter.....	06	380202OC	06/81	263.265	263.265	263.265	264.992	265.648
Analgesics, prescription.....	06	380202RX	06/81	2,381.186	2,381.186	2,381.186	2,494.492	2,494.492
Psychotherapeutics.....	06	380203	12/09	186.144	186.144	191.447	191.447	191.447
Antidepressants.....	06	3802031	12/09	185.322	185.322	190.235	190.235	190.235
Other psychotherapeutics, including tranquilizers.....	06	3802032	12/09	201.418	201.418	209.790	209.790	209.790
Anticonvulsants.....	06	380204	12/09	245.476	245.476	257.715	257.715	257.715
Other central nervous system and sense organs.....	06	380205	12/09	196.726	196.726	205.476	205.476	205.476
Pharmaceuticals acting on the cardiovascular system.....	06	3803	06/01	425.389	425.389	445.685	445.685	445.685
Other cardiovascular preparations.....	06	380305	12/09	319.406	319.406	331.559	331.559	331.559
Pharmaceuticals acting on the respiratory system.....	06	3804	06/01	232.371	226.598	230.643	230.734	230.734
Antihistamines and bronchodilators, including antiasthmatics.....	06	380402	12/07	163.432	163.432	168.357	168.468	168.468
Other respiratory preparations.....	06	380403	12/07	198.826	192.115	192.115	192.115	192.115
Other respiratory preparations, over-the-counter.....	06	380403OC	12/07	122.349	122.349	122.349	122.349	122.349
Other respiratory preparations, prescription.....	06	380403RX	12/07	220.107	211.518	211.518	211.518	211.518
Pharmaceuticals acting on the digestive or the genito-urinary systems.....	06	3805	06/01	201.707	201.707	202.249	202.249	201.959
Other digestive or genito-urinary preparations.....	06	380503	12/09	146.694	146.694	147.133	147.133	146.922
Other digestive or genito-urinary preparations, prescription.....	06	380503RX	06/01	221.252	221.252	222.084	222.084	222.084
Pharmaceuticals acting on the skin.....	06	3806	06/01	190.026	190.026	192.638	192.638	192.638
Other pharmaceutical preparations acting on the skin.....	06	380603	12/09	124.637	124.637	126.554	126.554	126.554
Anti-acne preparations.....	06	380606	12/09	111.726	111.726	111.783	111.783	111.783
Vitamin, nutrient, and hematinic preparations.....	06	3807	06/01	146.795	146.870	147.439	147.439	147.565
Multivitamins.....	06	380702	12/09	117.975	117.975	118.307	118.307	118.307
Other vitamins and nutrients.....	06	380703	12/09	136.013	136.135	136.698	136.698	136.698
Pharmaceuticals affecting parasitic and infective diseases.....	06	3808	06/01	273.298	273.298	277.980	277.980	277.980
Broad and medium spectrum antibiotics.....	06	380802	12/09	171.403	171.403	171.403	171.403	171.403
Systemic antivirals.....	06	380803	12/09	190.053	190.053	196.197	196.197	196.197
Other parasitic and infective diseases.....	06	380804	12/09	206.934	206.934	213.450	213.450	213.450
Fats and oils, inedible.....	06	4		413.546	384.156	376.155	355.233	345.014
Fats and oils, inedible.....	06	41		413.546	384.156	376.155	355.233	345.014
Fats and oils, inedible.....	06	4101		413.546	384.156	376.155	355.233	345.014
Soybean oil, processed for inedible purposes.....	06	410131	06/95	240.826	220.837	215.455	205.681	203.761
Crude soybean oil, degummed, made from soybeans crushed in the same establishment.....	06	4101311	12/07	96.585	95.905	94.349	93.655	91.861
Soybean oil, all other types.....	06	4101312	12/07	194.518	172.294	167.352	156.349	155.765
Lard, inedible tallow, and grease, except wool grease.....	06	410132	06/02	653.966	633.879	629.209	570.132	510.160
Agricultural chemicals and chemical products.....	06	5		369.306	357.592	353.379	342.664	337.089
Mixed fertilizers.....	06	51		286.955	287.899	290.642	285.694	280.744
Mixed fertilizers.....	06	5105	06/86	302.791	303.787	306.681	301.460	296.237
Mixed fertilizers.....	06	510501	06/86	302.791	303.787	306.681	301.460	296.237
Mixed fertilizers, made in plants which manufacture fertilizer materials.....	06	5105011	12/09	287.772	286.385	287.424	282.667	282.667
Mixed fertilizers, dry, mixing only.....	06	5105012	12/09	141.380	142.829	144.554	143.733	141.930
Mixed fertilizers, liquid, mixing only.....	06	5105013	12/09	156.875	156.501	158.901	148.438	135.212
Fertilizer materials.....	06	52		454.928	423.159	405.594	380.286	368.655
Nitrogenates.....	06	5201		581.400	562.173	520.239	466.083	442.025
Fertilizer materials of organic origin.....	06	520137	12/93	234.613	234.613	234.502	240.851	235.521
Synthetic ammonia, nitric acid, ammonium compounds, and urea.....	06	52013A	12/14	190.105	183.565	169.086	150.093	142.025
Phosphates.....	06	5202		366.003	326.845	327.195	323.013	320.469
Phosphoric acid, 52-54 percent APA, superphosphates and other phosphate fertilizer materials.....	06	52026A	12/14	158.452	141.500	141.651	139.841	138.739

See footnotes at end of table.

Table 9. Producer price indexes for commodity and service groupings and individual items, not seasonally adjusted — Continued
 [March 2023, Index base 1982=100, unless otherwise indicated]

Title	Commodity code		Other index base	Unadjusted index ¹				
	Group code	Item code		Nov. 2022	Dec. 2022 ^P	Jan. 2023 ^P	Feb. 2023 ^P	Mar. 2023 ^P
Other agricultural chemicals.....	06	53		265.464	267.594	271.499	271.484	271.213
Other agricultural chemicals.....	06	5301		265.464	267.594	271.499	271.484	271.213
Lawn and garden pesticides and chemicals.....	06	530107	06/03	192.613	192.613	200.209	200.209	200.209
Household and institutional pesticides and chemicals.....	06	530108	06/03	174.259	174.259	182.942	182.869	182.869
Agricultural and commercial pesticides and chemicals.....	06	530109	06/03	178.658	180.345	182.572	182.564	182.369
Plastic resins and materials.....	06	6		283.819	280.446	276.278	282.480	285.724
Thermoplastic resins and plastics materials.....	06	62		283.160	279.195	274.411	282.067	285.515
Thermoplastic resins and plastics materials.....	06	6212	12/03	196.766	194.012	190.687	196.007	198.404
Thermoplastic resins and plastics materials.....	06	621201	12/03	196.766	194.012	190.687	196.007	198.404
Thermosetting resins and plastics materials.....	06	63		308.696	308.792	308.638	305.113	307.153
Thermosetting resins and plastics materials.....	06	6306	12/98	219.981	220.049	219.940	217.428	218.882
Thermosetting resins and plastics materials.....	06	630601	12/98	219.981	220.049	219.940	217.428	218.882
Other chemicals and allied products.....	06	7		248.941	250.418	252.862	255.034	255.532
Soaps and detergents.....	06	71		225.373	232.572	235.265	235.795	235.758
Soaps and other detergents.....	06	7104	06/83	216.460	223.375	225.961	226.470	226.435
Soaps and detergents, commercial, industrial, and institutional.....	06	710401	06/83	292.198	314.296	321.276	321.696	321.600
Commercial, industrial, and institutional hard surface cleaners.....	06	71040101	12/11	112.212	112.212	120.341	120.341	119.950
Commercial, industrial, and institutional laundry detergents.....	06	71040102	12/11	132.896	132.896	133.744	133.744	133.744
Commercial, industrial, and institutional dishwashing detergents.....	06	71040103	12/11	140.941	169.374	170.495	170.495	170.495
Commercial, industrial, and institutional metal cleaners.....	06	71040104	12/11	142.756	142.756	142.756	142.756	142.756
Dairy, farm, and food plant cleaners, sanitizers, etc.....	06	71040106	12/11	136.475	136.475	136.475	136.475	-
Commercial, industrial, and institutional soaps, excluding specialty cleaners.....	06	71040107	12/11	140.069	140.069	142.448	143.109	143.312
Household detergents.....	06	710402		185.809	185.980	185.980	186.193	186.193
Household alkaline detergents and cleaners.....	06	7104021	05/18	139.432	139.862	139.862	140.028	140.028
Household dry and liquid laundry detergents.....	06	7104022	05/18	116.658	116.658	116.658	116.658	116.658
Soaps, excluding specialty cleaners, household.....	06	710403	06/83	222.522	223.004	223.056	224.061	224.061
Polish and other sanitation goods.....	06	72	06/83	227.838	227.872	228.312	229.301	229.511
Polish and other sanitation goods.....	06	7201	06/83	227.838	227.872	228.312	229.301	229.511
Polishing preparations and related products.....	06	720103	06/83	295.218	295.236	295.236	295.254	297.417
Specialty cleaning and sanitation products.....	06	720105	05/17	120.491	120.516	120.923	121.837	121.842
Disinfectants, nonagricultural, industrial and institutional.....	06	7201051	05/17	156.499	156.499	156.692	159.589	159.589
Air and room fresheners.....	06	7201053	12/11	126.777	126.777	127.206	127.206	127.206
Laundry fabric softeners and rinses, liquid and dry.....	06	7201058	05/17	109.748	109.748	110.806	110.806	110.806
Other specialty cleaning and sanitation products.....	06	7201059	12/11	120.597	120.666	121.200	121.241	121.255
Cosmetics and other toilet preparations.....	06	75		181.441	181.477	183.445	187.013	188.018
Shaving preparations.....	06	7502		191.287	191.287	191.287	191.287	191.272
Shaving preparations.....	06	750206	06/99	169.249	169.249	169.249	169.249	169.236
Perfumes, toilet waters, and colognes.....	06	7503		188.206	188.206	188.206	193.786	193.786
Perfumes, toilet waters, and colognes.....	06	750306	06/99	117.386	117.386	117.386	120.866	120.866
Hair preparations (including shampoos).....	06	7504		212.738	212.998	215.602	215.602	215.602
Hair preparations (including shampoos).....	06	750407	06/99	157.463	157.655	159.583	159.583	159.583
Hair preparations incl professional, consumer, and cream/gel shampoos.....	06	75040701	12/11	139.739	139.917	141.652	141.652	141.652
Hair tonics and hair dressings incl professional and consumer use.....	06	75040702	12/11	113.618	113.737	115.057	115.057	115.057
Toothpastes, denture cleaners, and mouthwashes.....	06	7505		159.033	158.920	158.920	163.396	171.138
Denture cleaners, mouthwashes, gargles, and rinses.....	06	750504	12/11	125.747	125.594	125.594	125.594	134.711
Creams, lotions, and oils, excluding shaving, hair, and deodorant.....	06	7514	06/99	127.206	127.206	131.634	133.884	133.884
Creams, lotions, and oils, excluding shaving, hair, and deodorant.....	06	751401	06/99	127.206	127.206	131.634	133.884	133.884
Other cosmetics and toilet preparations.....	06	7515	06/99	120.400	120.400	120.732	123.614	123.614
Other cosmetics and toilet preparations.....	06	751501	06/99	120.400	120.400	120.732	123.614	123.614
Misc. chemical prod. and preparations.....	06	79		313.410	313.926	316.915	318.572	318.847
Explosives and blasting accessories.....	06	7902		278.355	275.208	276.770	286.844	284.061
Explosives and blasting accessories.....	06	790234	12/03	171.097	169.163	170.123	176.315	174.604
Industrial gases.....	06	7903		348.565	346.477	360.130	359.651	359.406
Carbon dioxide.....	06	790302		505.180	514.305	525.386	521.579	521.435
Nitrogen.....	06	790303		288.291	288.079	292.331	298.287	298.253
Oxygen.....	06	790304		546.776	547.240	552.210	553.846	552.666
Argon and hydrogen.....	06	790309	06/09	84.355	87.366	85.921	85.772	85.428
Other industrial gases (including fluorocarbon and acetylene).....	06	790312	06/09	260.136	253.899	271.163	268.971	268.971
Adhesives and sealants.....	06	7904	12/83	352.939	353.910	353.790	356.641	357.265
Synthetic resin and rubber adhesives.....	06	790402	12/83	356.125	358.453	355.466	360.146	360.956
Epoxy adhesives.....	06	7904021	12/11	156.030	156.030	156.268	156.268	156.644
Other synthetic resin and rubber adhesives.....	06	7904026	12/11	136.321	135.076	135.282	135.282	135.424
Structural sealants (load bearing).....	06	790407	12/11	120.486	117.350	117.350	117.350	117.350
Nonstructural caulking compounds and sealants.....	06	79040A	12/11	174.327	174.165	176.645	176.645	176.645
Surface active agents.....	06	7905	12/83	347.887	353.816	353.816	353.816	347.375

See footnotes at end of table.

Table 9. Producer price indexes for commodity and service groupings and individual items, not seasonally adjusted — Continued
 [March 2023, Index base 1982=100, unless otherwise indicated]

Title	Commodity code		Other index base	Unadjusted index ¹				
	Group code	Item code		Nov. 2022	Dec. 2022 ^P	Jan. 2023 ^P	Feb. 2023 ^P	Mar. 2023 ^P
Textile and leather assistants and finishes.....	06	790501	12/83	253.826	253.826	253.826	253.826	236.786
Surfactants (bulk surface active agents).....	06	790502	12/83	374.634	382.078	382.078	382.078	382.078
Gum and wood chemicals, including wood distillation products.....	06	7906	06/84	559.666	559.312	559.608	560.229	550.392
Gum and wood chemicals, including wood distillation products.....	06	790607	12/03	365.394	365.163	365.356	365.762	359.340
Other miscellaneous chemical products.....	06	7909		264.778	263.927	265.710	267.273	269.552
Carbon black, all processes.....	06	790918	12/83	620.183	610.833	589.058	614.016	618.018
Printing ink.....	06	790919	06/84	259.751	260.029	263.869	264.598	264.681
Gravure printing inks.....	06	7909192	12/11	104.715	104.718	104.718	104.718	104.718
Lithographic and offset inks.....	06	7909193	12/11	127.432	127.432	132.682	132.682	132.682
News and nonheat web offset printing inks.....	06	79091931	12/11	136.230	136.230	142.890	142.890	142.890
Publication and commercial web inks.....	06	79091932	12/11	123.760	123.760	132.361	132.361	132.361
Sheet-fed general inks.....	06	79091933	12/11	131.332	131.332	131.332	131.332	131.332
Sheet-fed packaging inks.....	06	79091934	12/11	126.455	126.455	126.455	126.455	126.455
Flexographic printing inks.....	06	7909194	12/11	166.304	166.304	166.304	166.240	166.273
Nonimpact/digital inks.....	06	7909195	12/11	180.576	181.089	180.996	182.061	182.451
All other printing inks.....	06	7909196	12/11	116.205	116.236	118.496	120.132	119.630
Water-treating compounds.....	06	790961	06/85	222.393	215.281	216.383	224.221	224.024
Automotive chemicals.....	06	790991	06/09	116.690	116.690	115.238	114.747	114.593
All other chemical preparations, including essential oils, matches, and gelatin.....	06	790999	06/85	291.821	292.939	295.708	292.803	297.734
Rubber and plastic products.....	07	—		257.506	256.856	256.182	255.506	254.878
Rubber and rubber products.....	07	1		221.752	220.587	222.540	223.106	222.916
Synthetic rubber, inc. styrene-butadiene rubber (SBR) and ethylene propylene.....	07	11		250.596	239.344	233.445	233.056	229.993
Synthetic rubber.....	07	1102		251.899	240.589	234.659	234.268	231.189
Synthetic rubber, inc. sbr and ethylene propylene.....	07	110224	06/03	199.568	190.607	185.909	185.600	183.160
Tires, tubes, tread, & repair materials.....	07	12		189.321	190.317	195.868	195.855	196.067
Tires.....	07	1201		184.978	186.008	191.568	191.568	191.568
Pneumatic tires (including passenger, truck, bus, tractor, industrial, and other tires).....	07	12010		184.924	185.963	191.745	191.745	191.745
Passenger car pneumatic tires.....	07	120104	12/03	188.155	188.155	195.923	195.923	195.923
Truck and bus (including off-the-highway) pneumatic tires.....	07	120105		194.169	197.432	202.025	202.025	202.025
Tread rubber, tire sundries, and repair materials.....	07	1203		277.905	277.986	277.986	277.151	290.045
Tread rubber, tire sundries, and repair materials.....	07	120354	12/03	199.915	199.973	199.973	199.373	208.648
Miscellaneous rubber products.....	07	13		250.673	250.736	252.013	253.638	254.201
Rubber and plastics footwear, including athletic footwear.....	07	1301		154.691	155.241	155.385	155.385	155.385
Rubber and plastics footwear, including athletic footwear.....	07	130109	12/11	115.301	115.711	115.819	115.819	115.819
Rubber and plastic belts and belting.....	07	1303		347.419	347.419	352.662	353.400	354.820
Flat rubber and plastics belts and belting.....	07	130371	12/03	314.359	314.359	320.714	320.714	321.243
Rubber and plastics transmission belts and belting (excluding flat).....	07	130372	12/03	156.189	156.189	157.236	158.111	159.363
Rubber and plastics hose.....	07	1304		303.373	303.658	301.861	301.785	301.785
Rubber and plastics hose.....	07	130411	12/11	134.515	134.641	133.845	133.811	133.811
Industrial rubber and plastics hose without fittings.....	07	1304116	12/11	121.201	121.201	120.066	120.066	120.066
Rubber and plastics water hose (incl. fire, irrigation, etc.).....	07	1304117	12/11	184.537	186.309	183.917	183.917	183.917
Rubber and plastics hose for on- and off-highway motor vehicles.....	07	1304118	12/11	122.203	122.203	122.203	122.091	122.091
Miscellaneous rubber products, n.e.c.....	07	1306	06/83	225.011	225.030	226.312	228.217	228.761
All other industrial rubber products.....	07	130604	06/83	326.246	326.246	326.246	326.246	325.820
All other miscellaneous rubber goods.....	07	130606	06/83	239.134	239.304	245.113	248.305	248.305
Rubber compounds or mixtures for sale or interplant transfer.....	07	130612	06/83	312.671	312.671	313.259	313.417	313.417
Rubber druggist and medical sundries, excluding gloves.....	07	130616	12/03	142.257	142.257	142.325	142.325	—
Rubber products for mechanical use.....	07	130617	12/04	133.631	133.631	134.661	137.259	138.293
Molded rubber mechanical goods automotive.....	07	1306171	12/11	96.787	96.787	97.511	101.652	102.472
Molded rubber mechanical goods, transportation/off-highway.....	07	1306172	12/11	123.236	123.236	125.896	125.658	127.501
Other molded rubber mechanical goods (excluding tubing).....	07	1306179	12/11	141.659	141.659	141.659	141.659	142.307
Other extruded rubber mechanical goods (excl. auto)(excl. tubing).....	07	130617C	12/11	125.805	125.805	125.805	125.805	125.805
Rubber coated fabrics, garments, and footwear.....	07	130618	06/06	197.176	197.176	197.176	203.930	203.930
Plastic products.....	07	2		279.731	279.240	277.623	276.486	275.682
Plastic construction products.....	07	21		355.772	354.830	353.961	352.310	352.023
Plastics construction products.....	07	2106		355.772	354.830	353.961	352.310	352.023
Plastics pipe.....	07	210603	12/05	215.090	214.084	212.672	206.435	206.695
Plastics drain, waste, and vent pipe.....	07	2106031	12/11	172.283	172.988	165.644	154.101	156.027
Plastics water pipe.....	07	2106033	12/11	252.167	246.770	250.895	249.913	249.190
Plastics sewer, stormdrain, and water main pipe.....	07	2106038	12/17	230.445	229.458	228.296	218.234	217.625
Other plastics pipe.....	07	210603B	12/11	186.515	186.515	187.410	187.410	187.410
Plastics pipe fittings and unions.....	07	210604	12/05	325.134	324.786	323.819	317.767	323.437
Plastics plumbing fixtures.....	07	210605	12/05	163.557	164.420	166.716	167.628	167.628
Other plastics construction products.....	07	210606		296.369	295.460	294.591	298.026	296.642

See footnotes at end of table.

Table 9. Producer price indexes for commodity and service groupings and individual items, not seasonally adjusted — Continued

[March 2023, Index base 1982=100, unless otherwise indicated]

Title	Commodity code		Other index base	Unadjusted index ¹				
	Group code	Item code		Nov. 2022	Dec. 2022 ^P	Jan. 2023 ^P	Feb. 2023 ^P	Mar. 2023 ^P
Building and construction polystyrene foam products.....	07	2106061	06/08	216.696	216.188	216.400	215.882	215.175
Building & construction fabricated plastics products (excl foam, plumbing fixtures, hardware).....	07	2106063	06/08	166.175	165.643	165.063	167.320	166.511
Unsupported plastic film, sheet and other shapes.....	07	22		293.662	291.470	287.881	287.577	283.320
Unsupported plastics film, sheet, and other shapes.....	07	2205	12/82	291.008	288.836	285.280	284.979	280.760
Unsupported plastics film, sheet, and other shapes.....	07	220501	12/82	291.008	288.836	285.280	284.979	280.760
Unlaminated polyethylene film and sheet.....	07	2205011	12/11	136.724	136.464	135.756	136.742	131.894
Unlaminated vinyl and vinyl copolymer film and sheet.....	07	2205013	12/11	166.878	163.130	163.130	163.130	161.510
Miscellaneous unlaminated plastics film and sheet.....	07	2205014	12/11	124.747	122.948	117.535	117.837	114.805
Unlaminated plastics profile shapes.....	07	2205015	12/11	138.820	139.312	140.083	137.650	141.861
Laminated plastic sheets, rods, and tubes.....	07	23		260.086	260.030	260.030	259.979	260.069
Laminated plastics plates, sheet (except packaging), and shapes.....	07	2304		260.436	260.381	260.381	260.330	260.420
Laminated plastics plates, sheet (except packaging), and shapes.....	07	230401	12/82	268.082	268.025	268.025	267.972	268.065
Parts for manufacturing from plastics.....	07	26		186.088	186.950	186.803	184.286	183.865
Parts for transportation equipment.....	07	2601		173.672	173.670	173.680	171.921	171.309
Parts for transportation equipment.....	07	260105	12/82	172.253	172.251	172.262	170.516	169.909
Transportation polyurethane foam products.....	07	2601051	12/11	124.750	124.750	124.750	124.749	124.749
Transportation fabricated plastic parts (excluding foam and reinforced plastics).....	07	2601052	12/11	133.731	133.729	133.738	132.277	131.770
Other parts and components for manufacturing.....	07	2602		178.912	180.873	180.873	176.756	176.756
Other parts and components for manufacturing.....	07	260205	12/82	179.051	181.013	181.013	176.893	176.893
All other miscellaneous polyurethane foam products.....	07	2602051	12/11	120.522	120.648	120.649	120.649	120.649
Electrical & electronic fabricated plastics (excl. foam and reinforced plastics).....	07	2602052	12/11	113.893	115.610	115.610	108.664	108.664
All other polystyrene foam products incl. transportation application uses.....	07	2602053	12/11	175.877	175.877	175.877	173.999	173.999
Industrial machinery plastics products, excl foam (incl gears, bearings, bushings, cams).....	07	2602054	12/11	142.198	144.280	144.280	144.382	144.382
Foam components for furniture.....	07	2603	12/82	307.736	313.177	311.109	305.951	306.263
Foam components for furniture.....	07	260305	12/99	226.749	230.758	229.234	225.434	225.664
Other plastic products.....	07	29	12/82	297.158	297.456	296.709	298.123	298.554
Other plastics products.....	07	2901	12/82	297.158	297.456	296.709	298.123	298.554
Custom compounding of purchased resins and color concentrates.....	07	290196	12/99	206.780	205.602	200.346	199.346	198.134
All other reinforced and fiberglass plastics products.....	07	290197	12/99	225.087	227.575	235.465	240.633	243.837
Products made of foam other than polystyrene or polyurethane.....	07	290198	12/99	161.316	161.316	164.142	164.142	164.737
Plastic packaging products.....	07	2A	12/06	153.186	152.532	149.446	148.350	148.118
Plastics packaging products.....	07	2A01	12/06	153.186	152.532	149.446	148.350	148.118
Plastics packaging products.....	07	2A0101	12/06	153.186	152.532	149.446	148.350	148.118
Other plastics packaging products, excluding film, sheet, foam and bottles.....	07	2A01012	12/09	140.461	140.406	137.196	136.450	136.368
Packaging polyurethane foam products.....	07	2A01013	12/09	197.161	197.161	197.161	197.161	197.161
Plastics bottles.....	07	2A01014	12/09	135.768	135.716	132.402	130.663	130.794
Polystyrene foam food containers.....	07	2A01015	12/11	251.256	240.941	238.615	238.328	235.528
Polystyrene foam protective shipping pads, shaped cushioning, etc.....	07	2A01016	12/11	249.045	247.004	248.341	246.868	244.877
Consumer, institutional, and commercial products, n.e.c.....	07	2B	12/06	194.544	194.331	194.895	195.319	194.990
All other consumer, institutional, and commercial products.....	07	2B01	12/06	194.544	194.331	194.895	195.319	194.990
All other consumer, institutional, and commercial products.....	07	2B0101	12/06	194.544	194.331	194.895	195.319	194.990
Consumer and institutional polystyrene foam products.....	07	2B01011	12/07	238.183	231.192	231.791	230.329	231.171
Consumer/institutional/commercial fabricated plastics products.....	07	2B01015	12/07	175.751	175.775	176.318	177.042	176.529
Recyclable plastics.....	07	2C	12/11	86.610	86.141	87.481	86.857	86.857
Recyclable plastics.....	07	2C01	12/11	86.610	86.141	87.481	86.857	86.857
Recyclable plastics.....	07	2C0101	12/11	86.610	86.141	87.481	86.857	86.857
Lumber and wood products.....	08	—		312.864	308.144	306.578	306.300	304.796
Lumber.....	08	1		276.495	264.420	263.293	266.698	263.609
Softwood lumber.....	08	11		299.409	282.704	267.995	276.636	274.164
Softwood cut stock and dimension.....	08	1105		287.156	274.382	267.455	276.446	277.005
Softwood cut stock and dimension.....	08	110503		306.484	292.850	285.457	295.053	295.650
Softwood lumber, not edge worked.....	08	1106	12/03	154.849	145.578	137.127	141.691	140.339
Softwood lumber, not edge worked.....	08	110601	12/03	154.849	145.578	137.127	141.691	140.339
Softwood dressed lumber, less than 2 inches in nominal thickness, not edge worked.....	08	1106012	06/12	182.457	183.508	180.865	171.188	160.724
Softwood dressed 2-inch lumber, 2 inches in nominal thickness only, not edge worked.....	08	1106013	06/12	166.809	149.008	135.163	146.113	145.861
Softwood dressed lumber and timbers, more than 2 inches in nominal thickness, not edge worked.....	08	1106014	06/12	150.384	149.923	137.642	140.879	139.570
Softwood lumber, made from purchased lumber.....	08	1107	12/03	266.040	255.125	253.526	258.523	255.459
Softwood lumber, made from purchased lumber.....	08	110701	12/03	266.040	255.125	253.526	258.523	255.459
Hardwood lumber.....	08	12		253.624	249.011	268.385	264.024	259.858

See footnotes at end of table.

Table 9. Producer price indexes for commodity and service groupings and individual items, not seasonally adjusted — Continued
 [March 2023, Index base 1982=100, unless otherwise indicated]

Title	Commodity code		Other index base	Unadjusted index ¹				
	Group code	Item code		Nov. 2022	Dec. 2022 ^P	Jan. 2023 ^P	Feb. 2023 ^P	Mar. 2023 ^P
Hardwood cut stock and dimension.....	08	1203		300.949	296.147	296.142	296.140	291.327
Hardwood cut stock and dimension.....	08	120311	06/84	261.837	257.659	257.655	257.653	253.466
Hardwood flooring.....	08	1204	06/84	260.901	261.657	260.698	263.795	261.487
Oak and maple hardwood flooring.....	08	120401	06/84	263.281	264.194	263.163	266.494	263.946
Hardwood flooring, other than oak and maple.....	08	120402	12/11	153.574	153.574	153.574	153.574	154.154
Hardwood lumber, not edge worked.....	08	1205	12/03	98.590	94.322	108.046	103.884	100.713
Hardwood lumber, not edge worked.....	08	120501	12/03	98.590	94.322	108.046	103.884	100.713
Millwork.....	08	2		365.436	362.930	362.039	362.229	360.790
General millwork.....	08	21		333.247	332.569	332.398	336.623	336.041
General millwork.....	08	2101		333.247	332.569	332.398	336.623	336.041
Stock wood kitchen cabinets, related cabinetwork and countertops.....	08	210102	12/12	121.676	121.676	121.676	121.676	121.676
Stock wood kitchen cabinets and related cabinetwork for permanent installation.....	08	2101021	12/09	128.433	128.433	128.433	128.433	128.433
Custom wood kitchen cabinets, bathroom vanities, and related cabinetwork.....	08	210105	12/12	144.953	147.959	147.959	147.959	147.959
Custom wood kitchen cabinets and related cabinetwork not sold direct to customer at retail.....	08	2101051	12/09	167.376	173.292	173.292	173.292	173.292
Custom wood kitchen cabinets, bathroom vanities, and related cabinet work sold at retail.....	08	2101052	12/09	140.548	141.627	141.627	141.627	141.627
Wood window units.....	08	210112	06/83	359.617	359.617	359.617	373.981	375.064
Double hung wood window units.....	08	2101121	06/13	159.673	159.673	159.673	165.860	165.860
Casement wood window units.....	08	2101122	06/13	176.415	176.415	176.415	183.420	184.627
All other wood window units, including horizontal sliding, awning and single hung.....	08	2101123	06/13	151.009	151.009	151.009	157.605	157.605
Wood sash, excluding sash shipped in window units.....	08	210122	06/83	362.135	362.135	362.135	378.432	378.432
Wood window & door frames, incl. door frames in door units, excl. window frames in window units.....	08	210132	06/83	261.377	243.530	240.882	241.516	236.577
Wood panel, flush, & molded face doors, interior & exterior, incl. doors with glazed sections.....	08	210142	06/83	345.697	346.154	348.995	362.552	362.552
Other wood doors, incl. garage, patio, bifold, cabinet, screen, storm and louver.....	08	210152	06/83	320.000	319.129	317.545	330.074	329.545
Wood moldings.....	08	210162	06/83	374.729	370.286	366.000	364.149	361.073
Mirror and picture frames and framed pictures.....	08	210175	06/02	147.291	147.291	147.291	147.291	147.291
Other wood millwork products, including stairwork, exterior millwork, and softwood flooring.....	08	210183	06/83	309.972	305.829	308.511	307.501	307.768
Prefabricated structural members.....	08	22		530.059	518.001	514.033	497.408	492.282
Prefabricated structural members.....	08	2201		530.059	518.001	514.033	497.408	492.282
Laminated veneer lumber.....	08	220107	12/03	272.411	271.020	270.545	270.027	269.472
Other engineered structural wood members, excluding trusses & laminated veneer lumber.....	08	220108	12/03	246.483	245.336	245.248	240.311	237.046
Wood trusses.....	08	220109	12/03	327.949	318.614	315.393	303.003	299.757
Plywood.....	08	3		298.745	293.742	289.555	284.916	283.129
Softwood veneer and plywood.....	08	31		347.050	338.192	326.938	326.018	322.950
Softwood veneer and plywood.....	08	3103		271.020	264.103	255.315	254.596	252.201
Softwood veneer and plywood.....	08	310303	12/05	167.436	163.163	157.733	157.289	155.809
Softwood veneer, incl. veneer backed w/ paper, cloth, or other flexible material.....	08	3103031	12/07	148.196	140.640	136.946	131.493	127.402
Softwood plywood products: rough, sanded, and specialties.....	08	3103035	12/11	194.639	191.022	183.899	187.325	187.783
Hardwood veneer and plywood.....	08	35	12/05	167.558	167.163	168.911	163.433	163.064
Hardwood veneer and plywood.....	08	3501	12/05	167.558	167.163	168.911	163.433	163.064
Hardwood veneer, including veneer backed with paper, cloth, or other flexible material.....	08	350102	12/11	140.248	140.545	141.044	141.287	141.426
Hardwood plywood.....	08	350104	12/12	173.376	172.160	173.089	159.358	159.958
Hardwood veneered panels, including two-ply veneers.....	08	350107	12/11	154.715	155.324	161.606	158.515	154.849
Other wood products.....	08	4		223.724	223.107	222.217	219.546	217.342
Wood pallets and pallet containers, wood and metal combination.....	08	41		406.093	404.353	401.926	392.814	389.092
Wood pallets and pallet containers.....	08	4101		406.093	404.353	401.926	392.814	389.092
Wood pallets and pallet containers, wood and metal combination.....	08	410101	12/09	207.944	207.053	205.810	201.144	199.238
Wood boxes.....	08	42		238.463	237.782	237.833	238.114	238.114
Wood boxes.....	08	4201		238.463	237.782	237.833	238.114	238.114
Nailed and lock-corner wood boxes.....	08	420101	06/85	215.526	215.125	215.538	215.538	215.538
Wood box and crate shook.....	08	420102	06/85	244.681	243.068	243.068	243.734	243.734
Other wood container parts and wood containers.....	08	420127	12/03	129.016	129.016	129.016	129.005	129.005
Miscellaneous wood products.....	08	49		144.805	144.686	144.409	144.486	142.667
Wood ties, siding, shingles, and shakes, and contract sawing of logs owned by others.....	08	4903	12/03	165.978	168.148	170.198	170.178	172.228
Wood ties, siding, shingles, and shakes, and contract sawing of logs owned by others.....	08	490301	12/03	165.978	168.148	170.198	170.178	172.228
Sawn wood fence stock, wood lath, and contract resawing and planing.....	08	4904	12/03	220.450	220.450	220.450	220.450	220.450

See footnotes at end of table.

Table 9. Producer price indexes for commodity and service groupings and individual items, not seasonally adjusted — Continued
 [March 2023, Index base 1982=100, unless otherwise indicated]

Title	Commodity code		Other index base	Unadjusted index ¹				
	Group code	Item code		Nov. 2022	Dec. 2022 ^P	Jan. 2023 ^P	Feb. 2023 ^P	Mar. 2023 ^P
Sawn wood fence stock, wood lath, and contract resawing and planing.....	08	490401	12/03	220.450	220.450	220.450	220.450	220.450
All other miscellaneous wood products.....	08	4909	06/84	225.908	225.482	224.750	224.895	221.319
All other miscellaneous wood products.....	08	490901	06/84	225.908	225.482	224.750	224.895	221.319
Logs, bolts, timber, pulpwood and wood chips.....	08	5		275.723	277.819	276.476	273.921	270.783
Logs, bolts, timber, pulpwood and wood chips.....	08	51		275.723	277.819	276.476	273.921	270.783
Logs, bolts, timber, pulpwood and wood chips.....	08	5105	12/11	117.817	118.712	118.138	117.047	115.706
Logs, bolts, timber and pulpwood.....	08	510502	12/11	117.172	117.397	116.719	115.502	113.677
Wood chips, excluding field chips.....	08	510505	12/11	116.847	119.949	119.826	119.292	119.998
Prefabricated wood buildings & components.....	08	6	12/84	388.420	386.245	377.559	375.796	375.522
Prefabricated wood buildings & components.....	08	61	12/84	388.420	386.245	377.559	375.796	375.522
Prefabricated wood buildings and components.....	08	6101	12/84	388.420	386.245	377.559	375.796	375.522
Prefabricated stationary wood buildings, components (not sold as complete units).....	08	610101	12/84	203.680	200.410	210.994	208.506	205.962
Prefabricated stationary wood buildings, precut packages (complete units).....	08	610102	12/84	520.156	519.803	513.547	513.130	515.237
Prefabricated stationary wood buildings, shipped in panel form (complete units).....	08	610103	12/84	623.366	621.594	579.701	578.565	577.357
Prefabricated stationary wood buildings, shipped in three-dimensional assemblies.....	08	610104	12/84	400.506	400.506	401.617	398.327	398.666
Prefabricated stationary wood buildings, three-dimensional assemblies, residential.....	08	6101041	12/11	187.560	187.560	188.137	188.137	188.315
Prefabricated stationary wood buildings, three-dimensional assemblies, nonresidential.....	08	6101042	12/11	196.515	196.515	196.563	181.625	181.627
Treated wood and contract wood preserving.....	08	7	06/85	276.800	273.728	271.913	273.087	283.883
Treated wood and contract wood preserving.....	08	71	06/85	276.800	273.728	271.913	273.087	283.883
Treated wood.....	08	7101	06/85	282.793	279.430	277.306	278.541	290.039
Wood poles, piles, and posts owned and treated by the same establishment.....	08	710101	06/85	404.919	409.296	404.841	401.682	432.769
Other wood products owned and treated by the same establishment.....	08	710102	06/85	244.022	238.493	237.618	242.130	242.024
Contract wood preservation.....	08	7102	06/85	221.610	221.195	224.569	224.865	225.043
Receipts for treating wood owned by others w/ arsenical chemicals, creosote, & other chemicals.....	08	710201	06/85	221.610	221.195	224.569	224.865	225.043
Pulp, paper, and allied products.....	09	—		333.951	333.959	334.576	334.608	334.503
Pulp, paper, and prod., ex. bldg. paper.....	09	1		290.517	291.149	291.277	291.203	289.821
Wood pulp.....	09	11		264.353	258.453	269.613	255.912	253.951
Wood pulp.....	09	1105	06/06	183.524	179.428	187.176	177.664	176.303
Wood pulp.....	09	110501	06/06	183.524	179.428	187.176	177.664	176.303
Special alpha and dissolving wood pulp, incl. sulfite and sulfate and other wood pulp.....	09	1105012	12/11	138.425	134.558	140.523	132.533	131.979
All other miscellaneous pulp, other than wood, and pulp mill byproducts incl. turpentine.....	09	1105017	12/07	211.291	211.296	218.395	218.395	210.692
Recyclable paper.....	09	12		170.590	187.778	180.740	199.069	199.395
News and other low grade recyclable paper.....	09	1201		188.286	188.286	180.153	180.153	188.430
News and other low grade recyclable paper.....	09	120125	06/06	85.005	85.005	81.333	81.333	85.070
Corrugated recyclable paper.....	09	1203		111.711	135.931	132.123	157.934	160.870
Corrugated recyclable paper.....	09	120325	06/06	38.372	46.692	45.384	54.250	55.258
High grade recyclable paper (including pulp substitutes and deinking).....	09	1207	12/86	180.876	175.386	166.230	160.678	152.321
High grade recyclable (including pulp substitutes and deinking).....	09	120725	06/06	135.990	131.861	124.978	120.803	114.521
Paper.....	09	13		249.047	249.606	248.901	250.706	248.955
Writing and printing papers.....	09	1301		243.060	244.644	247.028	249.374	245.688
Bleached bristol, clay-coated, uncoated, and industrial converted paper.....	09	130119	12/11	130.158	130.536	132.371	133.867	131.546
Printing paper, coated at establishments other than where paper was produced.....	09	130120	12/11	131.814	131.814	133.301	133.301	131.294
Newsprint.....	09	1302		177.547	173.423	174.239	176.545	172.320
Newsprint.....	09	130291		177.547	173.423	174.239	176.545	172.320
Packaging and industrial converting paper.....	09	1303		317.444	315.494	310.984	311.848	310.256
Coated and laminated single and multi-web paper.....	09	130321	12/87	273.556	274.655	274.144	274.803	275.005
Single-web paper, rolls and sheets, including waxed, for flexible packaging uses.....	09	1303211	12/11	161.020	161.868	164.731	164.731	164.731
Multiweb laminated rolls and sheets, except foil, for flexible packaging uses.....	09	1303213	12/11	143.864	144.208	141.194	141.877	142.087
Coated and laminated single and multi-web film.....	09	130322	12/87	251.151	249.016	246.113	247.002	245.095
Single-web film, rolls, and sheets, including coextruded, for flexible packaging uses.....	09	130322A	01/19	122.790	123.646	121.498	122.093	122.447
Single-web film, rolls, and sheets for flexible packaging uses.....	09	130322A1	12/11	134.576	135.357	132.580	134.082	134.256
Coextruded single-web film, for flexible packaging uses.....	09	130322A2	12/11	133.480	135.172	134.608	131.697	132.980
All other coated and processed papers.....	09	1305	12/82	255.537	262.594	256.750	261.309	272.487

See footnotes at end of table.

Table 9. Producer price indexes for commodity and service groupings and individual items, not seasonally adjusted — Continued

[March 2023, Index base 1982=100, unless otherwise indicated]

Title	Commodity code		Other index base	Unadjusted index ¹				
	Group code	Item code		Nov. 2022	Dec. 2022 ^P	Jan. 2023 ^P	Feb. 2023 ^P	Mar. 2023 ^P
Converted foil for nonpackaging applications.....	09	130505	06/13	123.754	123.754	123.754	121.419	121.419
Other coated and processed papers, except for packaging uses.....	09	130506	06/13	120.082	124.341	120.807	123.962	130.721
Paperboard.....	09	14		358.486	356.705	354.792	351.076	347.915
Corrugated paperboard in sheets and rolls, lined and unlined.....	09	1405		365.110	361.114	357.510	352.971	337.396
Corrugated paperboard in sheets and rolls, lined and unlined.....	09	140551		365.110	361.114	357.510	352.971	337.396
Paperboard, excluding corrugated paperboard in sheets and rolls.....	09	1411	12/82	378.364	376.977	375.352	371.610	371.214
Recycled paperboard.....	09	141105	12/82	437.478	431.586	423.868	416.681	414.887
Unbleached kraft packaging and industrial converting paperboard.....	09	141107	12/99	225.449	225.449	225.384	224.067	224.031
Bleached packaging and industrial converting paperboard.....	09	141112	05/21	130.842	130.842	130.842	130.842	130.842
Converted paper and paperboard products.....	09	15		307.236	308.119	308.723	309.033	308.242
Sanitary paper products, including stock.....	09	1501		220.259	219.356	221.430	221.481	221.969
Sanitary paper products, including stock.....	09	150123	12/99	152.848	152.221	153.661	153.696	154.035
Sanitary tissue paper products, made in paper mills.....	09	1501233	12/07	134.781	133.612	135.330	134.855	135.603
Disposable diapers and similar disposable products, purchased sanitary paper stock and wadding.....	09	1501234	12/07	123.291	123.291	123.291	123.291	123.291
Sanitary tissue paper products, made from purchased sanitary paper stock or wadding.....	09	1501235	12/07	143.319	143.999	145.304	146.778	146.125
Paper, plastic, and foil bags.....	09	1502		350.877	351.345	352.338	351.986	352.365
Uncoated single-web paper grocers' bags and sacks and variety and shopping bags.....	09	150214	12/83	398.077	402.522	402.522	402.522	402.522
Specialty bags, pouches and liners.....	09	150216	12/83	283.566	283.652	284.564	284.241	284.590
Plastics, foil, and coated paper bags.....	09	1502161	12/10	154.124	154.413	155.347	155.150	155.163
Specialty bags, pouches, and liners, multiweb laminations and foil, except film-film.....	09	15021612	06/13	149.897	150.242	152.033	151.656	151.680
Single-web film specialty bags, pouches, and liners.....	09	1502162	12/10	138.688	138.706	139.134	138.959	139.153
Polyethylene grocery and variety bags and pouches.....	09	15021621	12/11	124.343	124.343	124.343	124.511	123.754
Polyethylene refuse bags.....	09	15021622	12/11	133.720	133.720	131.914	130.950	130.987
Other polyethylene bags, pouches, and liners.....	09	15021625	12/11	142.452	142.563	145.038	145.280	146.423
Coextruded single-web film specialty bags, pouches, & liners.....	09	15021626	06/13	141.967	141.967	141.967	141.172	141.172
Multiweb film/film combination specialty bags, pouches and liners.....	09	1502163	12/10	142.196	142.197	140.928	141.840	141.840
Paper boxes and containers.....	09	1503		356.068	356.383	356.021	356.815	355.439
Corrugated shipping containers.....	09	150301	06/87	348.263	347.350	344.958	345.722	343.489
Corrugated shipping containers for food and beverages and carryout boxes for retail food.....	09	1503011	12/09	168.883	168.759	167.709	167.302	166.751
Corrugated shipping containers for paper and allied products.....	09	1503012	12/09	182.005	181.035	177.259	181.960	181.960
Corrugated shipping containers for metal and electrical machinery.....	09	1503013	12/09	202.327	201.993	198.742	199.196	199.196
Corrugated shipping containers for all other end uses.....	09	1503014	12/09	176.326	176.091	176.489	175.808	173.139
Setup (rigid) paperboard boxes.....	09	150322	12/83	457.952	461.605	476.542	480.351	480.351
Folding paperboard boxes, packaging, and packaging components.....	09	150336	12/04	155.165	156.282	156.650	157.196	157.377
Folding paperboard boxes, packaging, and packaging components.....	09	15033601	12/11	142.128	143.151	143.488	143.989	144.154
Paperboard fiber drums with ends of any material.....	09	150337		552.776	552.776	552.302	535.340	535.340
Cups and liquid-tight paper and paperboard containers.....	09	150355	12/17	114.060	114.060	114.060	-	-
Other corrugated and solid fiber products, including containers, pallets, pads, etc.....	09	1504		443.960	444.216	445.627	440.600	438.733
Other corrugated and solid fiber products, including containers, pallets, pads, etc.....	09	150441		617.423	617.778	619.740	612.749	610.153
Office supplies and accessories.....	09	1506		256.916	268.946	267.709	271.938	267.418
Envelopes.....	09	150636	12/84	259.262	260.459	256.667	254.797	253.097
Die-cut paper and paperboard office supplies.....	09	150646	12/03	258.701	275.222	280.308	280.308	280.308
Paper supplies for business machines and other misc. unprinted office supplies.....	09	150655	06/90	227.706	258.870	255.318	267.575	252.951
Tablets, pads, and related products.....	09	150657	12/11	136.414	139.138	141.112	145.820	146.132
Fiber cans, tubes, and similar fiber products.....	09	1507		485.752	486.262	486.844	493.609	485.882
Fiber cans, all fiber and composite.....	09	150731	12/09	180.006	180.562	181.243	189.307	181.609
Fiber cores and tubes.....	09	150732	12/09	190.554	190.554	190.554	190.479	189.793
Paperboard cones, reels, spools, bobbins, blocks, and all vulcanized fiber products.....	09	150733	12/09	155.856	155.856	155.856	155.856	155.856
Molded pulp goods, including egg cartons, florists pots, food trays, etc.....	09	1508	06/85	272.104	276.543	278.153	276.519	279.988
Molded pulp goods, including egg cartons, florists pots, food trays, etc.....	09	150814	06/90	236.838	240.701	242.103	240.681	243.700
Miscellaneous converted paper and paperboard products.....	09	1509	12/84	253.709	253.324	251.552	249.506	248.432
Pasted, lined, laminated, or surface-coated paperboard.....	09	150901	12/84	341.041	341.041	334.363	334.363	334.363
Wallcoverings.....	09	150902	06/85	189.397	189.397	189.397	189.397	189.397
Other sanitary paper products & misc. converted paper & paperboard products.....	09	150999	12/84	248.901	248.427	247.318	244.777	243.443
Miscellaneous converted paper and paperboard products.....	09	1509992	06/10	153.215	152.836	151.796	149.414	148.163
Pressure-sensitive products.....	09	16	12/82	246.012	248.532	248.652	248.655	247.518
Pressure-sensitive products.....	09	1601	12/82	246.012	248.532	248.652	248.655	247.518
Pressure-sensitive products.....	09	160101	12/82	245.509	248.024	248.144	248.147	247.012
Building paper & building board mill prods.....	09	2		336.562	308.457	287.980	284.897	286.353

See footnotes at end of table.

Table 9. Producer price indexes for commodity and service groupings and individual items, not seasonally adjusted — Continued
 [March 2023, Index base 1982=100, unless otherwise indicated]

Title	Commodity code		Other index base	Unadjusted index ¹				
	Group code	Item code		Nov. 2022	Dec. 2022 ^P	Jan. 2023 ^P	Feb. 2023 ^P	Mar. 2023 ^P
Hardboard, particleboard & fiberboard prods.....	09	22		317.505	290.991	271.674	268.765	270.139
Particleboard and fiberboard.....	09	2201		329.777	299.486	278.862	275.746	277.102
Particleboard made from particleboard produced at the same location...	09	220125	12/82	403.696	396.716	399.180	389.503	389.503
Prefinished particleboard and medium density fiberboard (MDF) made from purchased materials.....	09	220141	12/02	286.333	277.477	277.477	277.477	277.477
Hardboard products.....	09	2202	06/84	242.685	241.379	240.123	240.123	242.416
Hardboard products.....	09	220206	12/11	185.007	184.012	183.054	183.054	184.803
Publications, printed matter and printing material.....	09	4	06/09	139.478	139.973	141.875	142.185	143.748
Books printing.....	09	44	12/83	268.057	269.075	273.534	276.795	279.350
Books printing.....	09	4401	12/83	268.057	269.075	273.534	276.795	279.350
Books printing.....	09	440114	06/05	170.580	171.228	174.066	176.141	177.767
Textbook printing and binding.....	09	4401141	12/11	162.685	162.685	162.778	162.778	162.556
Technical, scientific, & professional book printing & binding.....	09	4401143	12/11	150.642	151.257	151.299	151.299	151.299
Religious book printing and binding.....	09	4401145	12/11	163.539	163.651	164.864	164.864	165.115
General book (trade, etc.) printing and binding.....	09	4401147	12/11	197.939	198.082	206.613	213.031	217.874
Other book and pamphlet printing and binding.....	09	440114E	12/11	116.401	118.250	118.035	118.035	118.338
Manifold business forms printing.....	09	45	12/83	421.696	422.097	422.097	422.097	422.097
Manifold business forms printing.....	09	4501	12/83	421.696	422.097	422.097	422.097	422.097
Manifold business forms printing, excluding checkbooks.....	09	450105	09/18	114.180	114.289	114.289	114.289	114.289
Commercial printing.....	09	47	06/82	226.587	227.467	230.555	230.876	233.659
Magazine and periodical printing.....	09	4701	06/82	170.095	172.196	172.757	172.757	172.757
Magazine and periodical printing (lithographic).....	09	470102	06/82	181.015	183.251	183.848	183.848	183.848
Label and wrapper printing for packaging.....	09	4702	06/82	253.572	253.834	256.187	256.196	273.634
Label and wrapper printing (lithographic).....	09	470202	06/82	179.795	179.795	179.795	179.795	179.795
Label and wrapper printing (flexographic).....	09	470205	12/08	157.418	157.663	158.470	158.479	175.226
Catalog and directory printing.....	09	4703	06/82	159.010	159.244	160.533	160.533	160.533
Catalog and directory printing (lithographic).....	09	470302	06/82	173.088	173.343	174.746	174.746	174.746
Advertising printing.....	09	4705	06/82	186.873	187.240	187.895	187.813	187.813
Advertising printing (lithographic).....	09	470506	06/82	183.269	183.629	184.271	184.271	184.271
Other general job printing.....	09	4706	06/82	295.231	297.060	297.101	298.331	298.331
Quick printing.....	09	470604	12/08	121.100	121.798	121.798	125.788	125.788
Other commercial and general job printing.....	09	470609	06/82	297.441	299.435	299.487	299.488	299.488
Other commercial and general job printing (lithographic).....	09	4706091	06/09	134.611	135.548	135.574	135.574	135.574
All other commercial and general job printing.....	09	4706094	09/18	128.850	128.850	128.850	128.850	128.850
Other commercial printing, incl. screen, engraving, digital, & general job exc. labels/wrappers.....	09	4711	12/88	191.693	192.621	198.801	199.300	199.365
Commercial screen printing, excluding on garments, apparel accessories, & other fabric articles.....	09	471101	06/82	173.751	177.692	182.707	182.707	183.193
Screen printing (excluding on textiles, apparel, apparel accessories, and labels).....	09	4711012	06/09	123.695	126.500	130.070	130.070	130.417
Other commercial and general job screen printing.....	09	47110123	06/10	126.963	126.963	129.192	129.192	130.180
Digital printing.....	09	471103	12/88	146.187	146.373	151.478	151.975	151.975
Blankbooks, binders, and bookbinding work.....	09	48	06/85	330.254	330.825	338.078	340.470	340.400
Tradebinding and related work.....	09	4802	12/85	213.648	214.880	215.167	217.649	217.576
Miscellaneous binding and postpress work, incl collating, perforating, folding, gluing, etc.....	09	480203	12/11	134.676	134.676	134.892	135.953	135.806
Softcover, pamphlet, sample book, and other binding of books and materials printed elsewhere.....	09	480204	12/11	138.811	141.103	141.109	144.156	144.162
Services for the printing trade.....	09	49	06/85	112.772	112.772	112.772	112.772	112.772
Prepress services, including platemaking.....	09	4905	12/03	100.601	100.601	100.601	100.601	100.601
Prepress services, excl platemaking (incl film, assembled flats, color sep., typesetting, etc.).....	09	490501	12/03	98.838	98.838	98.838	98.838	98.838
Printing plates and cylinders, prepared for printing (excl blank plates and blank cylinders).....	09	490502	12/03	107.956	107.956	107.956	107.956	107.956
Metals and metal products.....	10	-		308.255	307.116	309.392	312.358	315.900
Iron and steel.....	10	1		327.874	322.685	323.783	333.144	342.703
Iron ores.....	10	11		215.261	214.962	216.837	216.837	216.837
Iron ores.....	10	1105	12/97	226.211	225.897	227.868	227.868	227.868
Iron ores.....	10	110555	12/97	226.211	225.897	227.868	227.868	227.868
Iron and steel scrap.....	10	12		493.080	517.660	570.496	606.752	671.838
Carbon steel scrap.....	10	1211	12/86	450.782	472.898	522.292	556.353	625.772
Heavy melting scrap.....	10	121191	06/96	262.179	263.601	299.316	329.448	356.546
Carbon steel scrap bundles.....	10	121192	06/96	227.585	246.363	268.931	291.365	348.517
Shredded carbon steel scrap.....	10	121193	06/96	221.038	232.516	253.425	272.353	312.031
Cut plate and structural scrap.....	10	121194	06/96	250.685	267.534	296.544	316.969	345.784
Other carbon steel scrap.....	10	121195	06/96	205.423	223.822	249.262	210.246	229.836
Stainless and other alloy steel scrap.....	10	1212	12/86	414.627	456.148	485.970	507.181	468.016
Stainless and other alloy steel scrap.....	10	121208	06/96	268.632	295.533	314.855	328.597	303.222

See footnotes at end of table.

Table 9. Producer price indexes for commodity and service groupings and individual items, not seasonally adjusted — Continued
 [March 2023, Index base 1982=100, unless otherwise indicated]

Title	Commodity code		Other index base	Unadjusted index ¹				
	Group code	Item code		Nov. 2022	Dec. 2022 ^P	Jan. 2023 ^P	Feb. 2023 ^P	Mar. 2023 ^P
Cast iron scrap.....	10	1213	12/86	299.434	304.301	325.537	350.504	358.466
Cast iron scrap.....	10	121308	06/96	233.118	236.908	253.440	272.878	279.076
Other ferrous scrap.....	10	1215	06/06	98.929	97.431	121.344	125.955	149.471
Other ferrous scrap.....	10	121501	06/06	98.929	97.431	121.344	125.955	149.471
Foundry and forge shop products.....	10	15		273.285	273.743	277.800	279.578	279.499
Pressure and soil pipe & fittings, cast iron.....	10	1502		580.896	586.893	584.145	587.404	589.192
Pressure pipe & fittings, cast iron.....	10	15021	12/11	139.612	141.423	140.354	141.622	142.317
Pressure pipe & fittings, ductile iron.....	10	150211		423.011	419.303	416.053	419.697	421.334
Other gray and ductile iron castings.....	10	1504		268.111	266.116	265.800	267.724	266.449
Ductile iron castings (excluding pressure pipe & fittings).....	10	150413	12/03	192.511	192.307	192.094	193.304	193.127
Ductile iron castings for automotive uses.....	10	1504131	06/12	110.944	110.767	110.938	112.764	112.172
Ductile iron castings for all other uses.....	10	1504132	06/12	141.441	141.345	140.977	141.050	141.274
Gray iron castings (excluding soil & pressure pipe & fittings).....	10	150419	12/11	137.457	135.705	135.526	136.709	135.136
Steel investment castings.....	10	1506		312.146	312.146	318.596	320.191	320.191
Steel investment castings.....	10	150624	12/03	178.182	178.182	181.864	182.775	182.775
Carbon steel castings, except investment.....	10	1507		277.615	284.638	285.351	286.788	286.810
Carbon steel castings, except investment.....	10	150701	12/03	187.907	192.661	193.144	194.117	194.131
High alloy steel castings, excluding investment.....	10	1508		370.085	370.085	395.336	—	—
High alloy steel castings, excluding investment.....	10	150801	12/03	271.859	271.859	290.407	—	—
Other alloy steel castings, except investment.....	10	1509		265.212	265.177	265.730	265.827	266.050
Other alloy steel castings, except investment.....	10	150901	12/03	189.980	189.955	190.351	190.421	190.581
Other forge shop products.....	10	1513	06/82	198.305	199.016	203.829	205.648	206.219
Closed die forgings, ferrous.....	10	151359	06/98	146.808	144.704	148.430	149.984	150.486
Hot impression die impact, press and upset steel forgings.....	10	15135912	12/17	119.498	117.675	121.009	122.401	122.850
Hot impression die impact, press, and upset carbon steel forgings.....	10	151359121	12/17	112.123	108.097	110.781	112.654	112.645
Hot impression die impact, press, & upset alloy steel forgings, except stainless and high temp.....	10	151359122	12/17	123.579	124.136	126.615	127.640	128.679
Steel mill products.....	10	17		326.698	315.639	308.300	315.861	319.757
Semifinished steel mill products.....	10	1702	06/82	447.567	433.018	441.512	456.668	471.580
Hot rolled steel bars, plates, and structural shapes.....	10	1704	06/82	309.332	301.002	293.392	292.609	290.676
Hot rolled steel bars, plates, and structural shapes, carbon.....	10	170410	12/17	179.932	174.234	170.169	169.585	168.065
Steel wire.....	10	1705	06/82	418.748	412.857	414.670	410.483	410.981
Steel wire, carbon.....	10	170501	12/03	380.029	372.383	371.898	364.841	362.708
Steel wire, stainless steel.....	10	170502	12/10	195.142	195.105	195.105	—	—
Steel pipe and tube.....	10	1706	06/82	468.438	454.060	449.373	428.131	426.174
Steel pipe and tube, carbon.....	10	170652	12/17	198.118	191.905	188.892	180.050	179.845
Steel pipe and tube, stainless steel.....	10	170674	12/10	153.496	151.481	155.922	155.784	154.309
Cold rolled steel sheet and strip.....	10	1707	06/82	356.160	349.378	319.632	329.742	339.953
Cold rolled steel sheet and strip.....	10	170710	06/82	356.160	349.378	319.632	329.742	339.953
Cold finished steel bars and bar shapes.....	10	1708	06/82	293.241	288.020	288.938	294.121	297.613
Cold finished steel bars and bar shapes.....	10	170810	12/17	153.071	150.345	150.825	153.530	155.353
Electrometallurgical ferroalloy products.....	10	1712	12/17	170.024	163.536	153.708	144.822	145.458
Electrometallurgical ferroalloy products.....	10	171201	12/17	170.024	163.536	153.708	144.822	145.458
Nonferrous metals.....	10	2		325.882	328.473	336.917	336.258	336.814
Nonferrous metal ores.....	10	21	12/83	514.391	511.147	540.652	518.064	544.328
Primary nonferrous metals.....	10	22		234.562	238.348	245.847	247.909	234.926
Primary nonferrous metals.....	10	2201		240.346	244.226	251.910	254.023	240.719
Copper cathode and refined copper.....	10	220131	12/96	233.212	236.550	241.997	—	—
Other nonferrous metals, unalloyed.....	10	220181	06/88	340.242	351.106	367.058	379.500	—
Nonferrous scrap.....	10	23		468.241	479.537	482.540	470.771	467.335
Copper base scrap.....	10	2301		588.507	600.617	617.301	624.076	625.646
No. 1 copper scrap, including wire.....	10	230101	12/86	492.822	498.119	514.965	517.696	518.611
No. 2 copper scrap, including wire.....	10	230102	12/86	796.322	809.361	843.457	842.240	845.301
Yellow brass scrap.....	10	230103	12/86	627.576	650.281	659.906	689.172	691.703
Other copper and brass scrap.....	10	230104	12/86	642.848	664.906	675.043	—	—
Aluminum base scrap.....	10	2302		226.405	248.635	254.688	256.756	259.763
Used beverage can scrap.....	10	230205	12/86	197.799	202.660	203.483	221.531	221.299
Other old aluminum base scrap.....	10	230206	12/86	181.483	181.417	186.002	191.460	—
Other nonferrous scrap (including lead, zinc and precious metals).....	10	2303		567.592	550.563	535.337	489.446	471.848
Other nonferrous scrap (including lead, zinc and precious metals).....	10	230309	06/06	242.743	235.460	228.948	209.322	201.796
Secondary nonferrous metals.....	10	24		321.229	323.825	326.143	327.809	327.271
Secondary aluminum.....	10	2402		287.858	289.116	290.443	296.380	295.895
Secondary aluminum.....	10	240229	06/97	179.146	179.929	180.755	184.450	184.148
Secondary copper, alloyed and unalloyed.....	10	2403		685.573	668.127	683.742	692.058	691.729
Secondary copper, alloyed and unalloyed.....	10	240339	06/97	449.236	437.804	448.036	453.485	453.270
Secondary precious metals.....	10	2406		373.241	—	385.683	378.491	390.127

See footnotes at end of table.

Table 9. Producer price indexes for commodity and service groupings and individual items, not seasonally adjusted — Continued
 [March 2023, Index base 1982=100, unless otherwise indicated]

Title	Commodity code		Other index base	Unadjusted index ¹				
	Group code	Item code		Nov. 2022	Dec. 2022 ^P	Jan. 2023 ^P	Feb. 2023 ^P	Mar. 2023 ^P
Secondary precious metals.....	10	240669	06/97	442.563	—	457.316	448.789	462.586
All other miscellaneous secondary nonferrous metals, including lead and zinc.....	10	2408	06/11	101.867	106.747	104.762	103.247	99.209
Nonferrous mill shapes.....	10	25		263.900	266.019	274.146	279.275	278.710
Aluminum mill shapes.....	10	2501		228.166	230.060	238.554	243.385	241.989
Aluminum sheet and strip.....	10	250105	12/03	142.621	144.046	149.643	151.417	150.109
Extruded aluminum rod, bar, and other extruded shapes.....	10	250162	12/04	154.139	156.153	163.458	169.191	168.568
Aluminum extruded and drawn pipe and tube.....	10	250163	12/04	110.643	112.301	121.707	127.203	125.834
Copper and brass mill shapes.....	10	2502		571.548	576.411	589.349	600.968	601.507
Copper and copper alloy sheet, strip and plate.....	10	250237	12/03	289.511	292.339	305.375	311.345	307.098
Copper and copper alloy rod, bar and shapes.....	10	250238	12/03	342.551	346.763	354.097	358.743	358.743
Copper and copper alloy pipe and tube.....	10	250239	06/04	356.954	357.047	358.999	371.905	378.050
Nickel and nickel-base alloy mill shapes.....	10	2504		223.675	223.410	225.192	230.897	231.851
Nickel and nickel-base alloy mill shapes.....	10	250466	12/03	162.525	162.332	163.627	167.772	168.466
Titanium and titanium-base alloy mill shapes.....	10	2505		198.218	202.397	205.122	205.122	210.876
Titanium and titanium-base alloy mill shapes.....	10	250505	12/03	176.324	180.041	182.465	182.465	187.584
Other nonferrous mill shapes.....	10	2519		247.043	247.540	256.840	259.567	256.676
All other nonferrous metal mill shapes, except precious metal.....	10	251935	12/03	229.701	230.404	236.341	241.986	238.478
Nonferrous wire and cable.....	10	26		360.618	362.692	372.419	379.983	376.975
Nonferrous wire and cable.....	10	2603	12/82	369.902	372.030	382.007	389.767	386.681
Electronic wire and cable.....	10	260301	12/82	314.882	314.882	322.639	332.154	331.115
Copper wire and cable.....	10	260314	12/86	376.068	381.066	397.421	410.405	404.771
Power wire and cable.....	10	260332	06/04	391.328	394.209	390.648	405.543	404.130
Fiber optic cable.....	10	260333	12/88	67.120	67.120	69.626	69.626	69.626
Other wire and cable.....	10	260398	06/04	208.859	210.476	210.481	212.777	214.133
Nonferrous forge shop products.....	10	27	12/83	203.930	204.036	202.299	208.770	208.765
Nonferrous forge shop products.....	10	2701	12/83	203.930	204.036	202.299	208.770	208.765
Nonferrous forge shop products.....	10	270111	12/83	204.900	205.007	203.261	209.763	209.758
Hot impression die, impact, press and upset aluminum and other nonferrous forgings.....	10	2701111	12/07	120.960	121.027	119.886	124.135	124.132
Hot impression die, impact, press and upset aluminum and aluminum alloy forgings.....	10	27011111	12/07	133.402	133.547	130.484	130.744	130.738
Hot impression die, impact, press and upset titanium and titanium alloy forgings.....	10	27011112	12/07	105.677	105.677	106.323	115.035	115.035
Other nonferrous hot impression die impact, press, and upset forgings.....	10	27011113	12/07	123.556	123.556	125.432	129.538	129.538
Nonferrous foundry shop products.....	10	28		271.273	271.275	272.374	274.617	274.011
Aluminum castings.....	10	2802		232.098	232.196	232.006	233.267	232.526
Aluminum die-castings.....	10	280207	06/83	198.328	197.971	196.816	198.377	196.399
Aluminum castings, excluding die-castings.....	10	280208	05/18	129.570	130.190	131.246	131.384	132.543
Castings, nonferrous (except aluminum).....	10	2807	12/11	135.748	135.645	137.559	139.477	139.444
Castings, nonferrous (except aluminum).....	10	280701	12/11	135.748	135.645	137.559	139.477	139.444
Nonferrous die-castings (except aluminum).....	10	2807011	12/11	137.396	137.515	139.018	139.101	139.040
Copper base castings (excluding die-castings).....	10	2807013	12/11	132.580	132.121	134.195	135.530	135.502
Metal containers.....	10	3		236.419	236.430	232.179	231.299	231.232
Metal cans and can components.....	10	31		212.931	212.931	209.236	209.236	209.236
Steel cans and tinware end products.....	10	3102		325.315	325.315	327.055	327.055	327.055
Steel cans and tinware end products.....	10	310231	12/01	255.010	255.010	256.375	256.375	256.375
Aluminum cans and can components.....	10	3103		153.361	153.361	148.480	148.480	—
Aluminum cans and can components.....	10	310331	12/01	180.929	180.929	175.171	175.171	—
Barrels, drums, pails and other metal containers.....	10	32		457.226	457.327	447.841	438.658	437.962
Barrels, drums, pails and other metal containers.....	10	3201		457.226	457.327	447.841	438.658	437.962
Steel shipping barrels and drums (excl. beer barrels) (more than 12-gallon capacity).....	10	320106	12/11	172.819	173.134	165.874	157.165	157.165
All other metal containers.....	10	320107	12/11	188.697	188.593	185.018	185.018	184.436
Hardware.....	10	4		280.634	282.569	285.207	284.508	284.956
Hardware, n.e.c.....	10	41		284.768	287.509	290.307	288.058	288.623
Builders' hardware.....	10	4101		333.835	340.393	341.550	333.409	333.409
Builders' hardware (lock units, key blanks, door & window hardware, cabinet hardware, etc.).....	10	410104	06/07	168.232	171.537	172.120	168.018	168.018
Transportation equipment hardware.....	10	4103		196.313	196.313	201.714	203.235	204.699
Motor vehicle hardware.....	10	410311	06/85	166.633	166.633	169.478	169.478	169.530
Other transportation equipment hardware, incl. marine & aircraft (excl. motor vehicle hardware).....	10	410341	06/85	553.576	553.576	—	—	—
Furniture hardware.....	10	4104		330.312	330.312	326.361	325.834	324.075
Furniture hardware.....	10	410411	06/85	295.092	295.092	291.562	291.091	289.520
Other miscellaneous hardware.....	10	4105	06/85	466.062	466.090	466.472	478.384	478.190
Other miscellaneous hardware.....	10	410502	12/03	329.749	329.769	330.040	338.467	338.330

See footnotes at end of table.

Table 9. Producer price indexes for commodity and service groupings and individual items, not seasonally adjusted — Continued
 [March 2023, Index base 1982=100, unless otherwise indicated]

Title	Commodity code		Other index base	Unadjusted index ¹				
	Group code	Item code		Nov. 2022	Dec. 2022 ^P	Jan. 2023 ^P	Feb. 2023 ^P	Mar. 2023 ^P
Hand and edge tools.....	10	42		280.663	281.229	283.622	286.063	286.286
Hand and edge tools.....	10	4201		280.663	281.229	283.622	286.063	286.286
Mechanics hand service tools.....	10	420135	06/06	142.024	142.708	143.951	144.367	144.882
Edge tools, hand operated.....	10	420145	06/06	165.473	165.473	165.473	169.341	169.341
All other misc handtools, including cutting dies, machine & power-driven (except metal cutting).....	10	420155	06/06	143.184	143.184	145.264	146.653	146.653
All other handtools, n.e.c.....	10	4201554	12/11	131.846	131.846	—	—	—
Saw blades and handsaws.....	10	420168	12/03	139.272	139.272	—	—	—
Plumbing fixtures and fittings.....	10	5		331.026	330.497	334.343	334.079	335.212
Plumbing fixture fittings and trim.....	10	54		388.615	388.615	394.728	394.728	394.728
Plumbing fixtures, fittings, and trim.....	10	5402		388.453	388.453	394.563	394.563	394.563
Lavatory and sink fittings.....	10	540218	06/98	197.312	197.312	203.488	203.488	203.488
Miscellaneous plumbing fixtures, fittings, and trim.....	10	540223	06/83	396.535	396.535	397.862	397.862	397.862
Enameled iron & metal sanitary ware.....	10	56	12/86	288.344	286.216	284.862	283.122	290.568
Enameled iron and metal sanitary ware.....	10	5601	12/86	288.344	286.216	284.862	283.122	290.568
Enameled iron and metal sanitary ware.....	10	560102	12/03	205.769	204.251	203.285	202.043	207.356
Heating equipment.....	10	6		382.407	383.340	384.252	383.888	386.981
Steam and hot water equipment.....	10	61		407.684	407.684	407.684	407.684	419.662
Steam and hot water equipment.....	10	6101		407.684	407.684	407.684	407.684	419.662
Cast iron heating boilers, radiators and convectors.....	10	610106	06/99	279.201	279.201	279.201	279.201	289.688
Furnaces and heaters, including parts.....	10	62		298.386	297.504	296.864	294.138	296.544
Furnaces and heaters, including parts.....	10	6201		298.386	297.504	296.864	294.138	296.544
Furnaces and heaters, including parts.....	10	620146	12/03	197.231	196.648	196.225	194.423	196.013
Warm air furnaces, including parts.....	10	6201461	12/09	173.934	173.317	172.781	170.576	172.523
Warm air furnaces.....	10	62014611	12/09	169.522	168.839	168.293	167.321	169.308
Floor and wall furnaces, unit heaters, infrared heaters, & mechanical stokers, including parts.....	10	6201462	12/09	153.516	153.516	153.556	153.556	153.556
Other heating equipment, non-electric, including parts.....	10	63		351.953	356.594	361.339	364.542	368.133
Other heating equipment, non-electric, including parts.....	10	6301		351.953	356.594	361.339	364.542	368.133
Other heating equipment, non-electric, including parts.....	10	630161	06/99	218.466	221.346	224.292	226.279	228.508
Domestic heating stoves.....	10	64		271.720	271.720	274.628	274.628	274.628
Domestic heating stoves.....	10	6401		271.720	271.720	274.628	274.628	274.628
Domestic heating stoves.....	10	640141	06/99	213.957	213.957	216.247	216.247	216.247
Domestic water heaters.....	10	66		569.385	569.385	569.385	571.223	571.223
Domestic water heaters.....	10	6601		569.385	569.385	569.385	571.223	571.223
Household water heaters, electric, for permanent installation.....	10	660101		563.918	563.918	563.918	564.715	564.715
Household water heaters, except electric.....	10	660114	12/00	346.657	346.657	346.657	348.116	348.116
Fabricated structural metal products.....	10	7		363.140	362.077	362.531	363.077	368.132
Metal doors, sash, and trim.....	10	71		426.020	426.042	426.081	429.108	429.208
Metal doors and frames (except storm).....	10	7102	06/83	402.289	402.325	402.399	404.021	404.043
Metal doors and frames (except storm).....	10	710209	06/07	208.697	208.716	208.754	209.596	209.607
Metal windows (except storm sash).....	10	7103	06/83	405.798	405.798	405.726	405.741	406.222
Metal windows (except storm sash).....	10	710313	06/97	277.042	277.042	276.993	277.004	277.332
Metal molding and trim and store fronts.....	10	7104	06/83	1,057.060	1,057.060	1,057.012	1,057.012	1,057.012
Metal molding and trim and store fronts.....	10	710413	06/83	1,057.060	1,057.060	1,057.012	1,057.012	1,057.012
Metal combination screen, storm sash, and storm doors.....	10	7105	06/83	232.272	232.272	232.272	259.936	259.936
Metal combination screen, storm sash, and storm doors.....	10	710515	06/83	232.272	232.272	232.272	259.936	259.936
Metal window and door screens (except combination screens) and metal weather strip.....	10	7107	05/16	154.147	154.147	154.147	154.147	154.147
Metal window and door screens (except combination screens) and metal weather strip.....	10	710717	05/16	154.147	154.147	154.147	154.147	154.147
Metal tanks.....	10	72		317.907	317.737	320.470	320.472	320.646
Metal tanks.....	10	7201		317.907	317.737	320.470	320.472	320.646
Metal tanks, heavy gauge, including field-erected.....	10	720123		317.907	317.737	320.470	320.472	320.646
Sheet metal products.....	10	73		317.568	317.183	315.030	312.915	313.819
Sheet metal products.....	10	7301		317.568	317.183	315.030	312.915	313.819
Sheet metal air-conditioning ducts and stove pipe.....	10	730120	12/03	289.244	289.244	290.994	290.994	288.151
Sheet metal roofing and roof drainage equipment.....	10	730170	12/03	242.203	242.974	241.646	238.881	243.909
Sheet metal electronic enclosures.....	10	7301C	06/11	140.268	140.306	140.475	140.411	140.772
Steel sheet metal computer & peripheral equipment enclosures.....	10	7301C1	06/11	122.407	122.537	122.578	122.612	123.132
Aluminum sheet metal computer & peripheral equipment enclosures.....	10	7301C2	06/11	167.648	167.648	167.729	167.729	167.733
Other sheet metal electronic enclosures (excl. computers).....	10	7301C3	06/11	139.072	139.065	139.382	139.201	139.451
Other sheet metal work.....	10	7301G	06/11	137.383	137.139	137.010	137.067	137.057
Aluminum and other sheet metal work.....	10	7301G3	06/11	130.514	130.136	129.919	130.014	129.997
Structural, architectural, and pre-engineered metal products.....	10	74		361.897	360.541	361.969	363.108	370.826

See footnotes at end of table.

Table 9. Producer price indexes for commodity and service groupings and individual items, not seasonally adjusted — Continued
 [March 2023, Index base 1982=100, unless otherwise indicated]

Title	Commodity code		Other index base	Unadjusted index ¹				
	Group code	Item code		Nov. 2022	Dec. 2022 ^P	Jan. 2023 ^P	Feb. 2023 ^P	Mar. 2023 ^P
Fabricated structural metal.....	10	7405		362.563	362.542	364.359	365.695	375.304
Fabricated structural metal bar joists and concrete reinforcing bars.	10	74051		350.066	350.684	354.052	356.800	375.400
Fabricated structural iron & steel for industrial bldgs metal bar joists, short span.....	10	740510	06/11	168.154	165.877	164.775	166.178	169.483
Fabricated structural iron & steel for commercial, residential, institutional, & public bldgs.....	10	740514	06/11	203.321	204.254	207.090	208.658	221.273
Other fabricated structural metal, including for bridges.....	10	74055	06/82	371.570	370.566	371.090	371.250	373.366
Fabricated structural metal for bridges.....	10	740553	12/07	170.747	168.875	174.104	162.254	159.742
Other fabricated structural iron and steel, aluminum, and other metals..	10	740554	12/07	174.886	174.643	174.400	175.645	176.983
Custom roll form products.....	10	7407		237.394	231.927	232.118	232.019	232.526
Custom roll form products.....	10	740775	06/90	224.125	218.964	219.145	219.051	219.529
Ornamental and architectural metal work.....	10	7408		520.222	520.193	522.430	522.088	521.808
Iron, steel, and aluminum stairs, staircases and fire escapes.....	10	740803	12/83	575.772	575.677	575.375	574.218	578.839
Steel and aluminum fences, gates (not wire), and railings and window guards.....	10	740813	12/97	296.386	296.386	296.453	296.449	287.767
Open metal flooring, grating and studs.....	10	740814	12/97	289.823	-	-	-	-
Other architectural and ornamental metal work.....	10	74082	12/97	300.921	300.921	300.921	300.921	301.561
Other aluminum and metal architectural and ornamental work.....	10	740821	12/08	207.995	207.995	207.995	207.995	208.494
Other iron and steel architectural and ornamental work.....	10	740822	12/08	188.087	188.087	188.087	188.087	-
Metal stalls and corrals.....	10	740824	05/17	144.775	144.775	144.775	144.775	-
Fabricated metal pipe, tube, and fittings.....	10	7411	12/11	137.599	137.211	137.238	138.911	146.723
Fabricated metal pipe, tube, and fittings.....	10	741151	12/11	137.599	137.211	137.238	138.911	146.723
Heat exchangers and steam condensers.....	10	75		415.316	416.882	417.798	417.798	418.787
Heat exchangers and steam condensers.....	10	7501		414.981	416.546	417.460	417.460	418.448
Heat exchangers and steam condensers (except for nuclear applications).....	10	750103		418.100	420.021	421.504	421.504	421.504
Steel power boilers, parts and attachments (excl. nuclear applications).....	10	750106	05/22	-	-	101.187	-	-
Fabricated steel plate.....	10	76		333.302	331.398	331.398	331.398	330.574
Fabricated steel plate.....	10	7601		333.302	331.398	331.398	331.398	330.574
Fabricated steel plate.....	10	760102	12/01	227.514	226.214	226.214	226.214	225.652
Prefabricated metal buildings.....	10	79		518.520	511.737	511.891	515.177	540.340
Prefabricated metal building systems (excl. farm service bldgs, residential bldgs, and parts).....	10	7901		537.316	534.015	534.015	537.977	575.622
Prefabricated metal building systems (excl. farm service bldgs, residential bldgs, and parts).....	10	790101	12/97	390.352	387.954	387.954	390.832	418.181
Industrial & commercial prefab metal building systems (excl farm svc bldgs, residential, parts).....	10	7901012	12/07	257.160	255.474	255.474	257.656	288.294
Farm service buildings and other prefabricated and portable buildings, steel and aluminum.....	10	7902		474.072	470.652	468.433	472.789	473.628
Farm service buildings and other prefabricated and portable buildings, steel and aluminum.....	10	790201	12/97	321.876	319.553	318.047	321.005	321.574
Panels, parts, and sections for prefabricated buildings, steel and aluminum.....	10	7903		416.624	394.694	397.270	396.914	395.779
Panels, parts, and sections for prefabricated buildings, steel and aluminum.....	10	790354		416.624	394.694	397.270	396.914	395.779
Miscellaneous metal products.....	10	8		222.983	222.768	222.833	224.660	223.794
Bolts, nuts, screws, rivets, and washers.....	10	81		292.530	292.872	295.851	297.589	298.762
Externally threaded fasteners, except aircraft types.....	10	8102	06/82	255.440	255.062	259.500	263.255	265.825
Hex bolts, including heavy, tap-and-joint.....	10	810206	06/82	199.773	199.993	203.708	203.700	202.193
Cap, set, machine, lag, flange, and self-locking screws, except aircraft types.....	10	810231		313.044	312.366	326.410	331.910	332.198
Other metal bolts, incl. square, round, plow, high-strength structural, and bent.....	10	810262	12/99	268.762	268.762	266.085	277.475	293.665
Other externally threaded metal fasteners, including studs, except aircraft types.....	10	810263	12/99	184.931	184.463	183.601	184.750	186.275
Internally threaded fasteners, except aircraft types.....	10	8103	06/82	149.044	152.011	152.356	152.402	151.498
Internally threaded fasteners, except aircraft types.....	10	810312	06/82	149.044	152.011	152.356	152.402	151.498
Nonthreaded metal fasteners, except aircraft types.....	10	8104	06/82	264.839	264.393	270.450	268.012	267.903
Nonthreaded metal fasteners, except aircraft types.....	10	810424	06/82	264.839	264.393	270.450	268.012	267.903
Aircraft fasteners, except plastics (including aerospace).....	10	8105	06/82	560.681	560.900	560.900	560.900	560.900
Aircraft fasteners, except plastics (including aerospace).....	10	810536	06/82	560.681	560.900	560.900	560.900	560.900
Formed products, except fasteners, made by cold-, warm-, or hot-heading processes.....	10	8106	06/82	253.009	253.009	253.009	253.009	253.009
Formed products, except fasteners, made by cold-, warm-, or hot-heading processes.....	10	810648	06/82	253.009	253.009	253.009	253.009	253.009
Lighting fixtures.....	10	83		217.198	217.528	218.124	218.393	221.702
Residential electric lighting fixtures, except portable.....	10	8302		255.064	255.066	255.057	255.649	255.653
Residential electric lighting fixtures, except portable.....	10	830225	06/98	176.842	176.844	176.837	177.248	177.251
Commercial, institutional and industrial electric lighting fixtures.....	10	8303		238.516	239.211	239.954	240.414	241.670
Commercial and institutional electric lighting fixtures, including parts and accessories.....	10	830302	12/04	158.396	158.995	159.583	159.946	160.538

See footnotes at end of table.

Table 9. Producer price indexes for commodity and service groupings and individual items, not seasonally adjusted — Continued
 [March 2023, Index base 1982=100, unless otherwise indicated]

Title	Commodity code		Other index base	Unadjusted index ¹				
	Group code	Item code		Nov. 2022	Dec. 2022 ^P	Jan. 2023 ^P	Feb. 2023 ^P	Mar. 2023 ^P
Industrial electric lighting fixtures, including parts and accessories.....	10	830304	12/04	190.243	190.243	190.243	190.243	192.772
Other lighting equipment.....	10	8305		199.470	199.470	200.032	200.032	206.617
Outdoor lighting equipment (including parts and accessories).....	10	830522	06/85	203.995	203.995	205.355	205.355	205.355
All other miscellaneous electric and nonelectric lighting equipment, incl parts and accessories.....	10	830524	06/85	125.854	125.854	125.854	125.854	133.052
Ammunition, except for small arms.....	10	85	12/85	240.560	240.560	239.697	239.697	242.369
Ammunition, except for small arms.....	10	8501	12/85	240.560	240.560	239.697	239.697	242.369
Ammunition, except for small arms.....	10	850101	12/85	240.560	240.560	239.697	239.697	242.369
Ordnance and ordnance accessories, n.e.c.....	10	86	12/85	223.603	223.603	224.803	224.803	224.803
Ordnance and ordnance accessories, n.e.c.....	10	8601	12/85	223.603	223.603	224.803	224.803	224.803
Ordnance and ordnance accessories, n.e.c.....	10	860101	12/85	223.603	223.603	224.803	224.803	224.803
Fabricated ferrous wire products.....	10	88	06/82	365.315	361.317	360.223	358.760	356.633
Ferrous wire rope, cable, forms and strand.....	10	8801	06/82	365.526	351.397	353.618	354.717	354.989
Ferrous wire rope, cable, forms and strand.....	10	880101	06/82	365.526	351.397	353.618	354.717	354.989
Ferrous wire cloth, other woven wire products.....	10	8807	06/82	215.652	215.652	215.652	218.074	218.074
Ferrous wire cloth, other woven wire products.....	10	880701	06/82	215.652	215.652	215.652	218.074	218.074
Other fabricated ferrous wire products.....	10	8809	06/82	352.317	353.093	350.695	347.900	346.420
Steel fencing and fence gates.....	10	880993	06/09	150.903	151.688	143.630	143.918	143.208
Other fabricated ferrous wire products, n.e.c.....	10	880996	12/11	165.043	165.292	165.311	163.760	163.080
Steel nails, staples, tacks, spikes and brads.....	10	8812	06/09	254.899	255.184	254.617	254.776	239.091
Steel nails, staples, tacks, spikes and brads.....	10	881201	06/09	254.899	255.184	254.617	254.776	239.091
Other miscellaneous metal products.....	10	89		203.882	203.792	203.596	205.866	204.368
Wire springs.....	10	8904		352.735	351.239	349.986	348.313	356.357
Precision mechanical wire springs.....	10	890424		263.963	264.173	265.643	264.899	283.209
Precision mechanical extension- and torsion-type wire springs.....	10	8904241	12/09	158.746	158.269	158.122	157.165	156.567
Precision mechanical compression-type springs.....	10	8904242	12/09	147.894	148.260	149.780	149.709	167.817
Other metal products.....	10	8905		185.037	185.064	184.589	186.667	184.758
Automotive job stampings.....	10	890507		129.470	129.440	128.962	128.369	125.298
Precision turned products, automotive.....	10	890521	12/83	155.228	155.228	155.228	168.442	168.442
Precision turned products, except automotive.....	10	890522	12/83	254.280	254.304	254.584	265.090	265.108
Metal powders, paste, and flake.....	10	890564	06/85	235.772	235.772	227.844	229.519	227.812
Powder metallurgy parts, except bearings, gears, etc.....	10	890571	12/91	134.514	134.476	134.332	134.332	—
Other fabricated metal products.....	10	890589	06/85	243.040	243.301	245.283	243.017	245.036
Metal stampings n.e.c.....	10	8907	06/84	243.582	243.149	244.028	249.615	249.792
Metal job stampings, except automotive.....	10	890701		276.922	276.308	278.532	281.351	281.630
Recreational vehicle metal job stamping.....	10	8907011	12/10	142.955	142.955	146.009	—	—
Motor and generator metal job stamping.....	10	8907012	12/10	118.070	118.070	114.222	114.222	118.488
Other metal job stampings.....	10	8907013	12/10	141.223	140.759	142.990	142.832	142.832
Metal foil and leaf.....	10	8908	12/84	206.567	206.567	211.948	211.974	211.974
Flexible packaging foil.....	10	890811	12/84	184.257	184.257	189.056	189.080	189.080
Heavy gauge springs.....	10	8909	06/04	294.552	292.711	293.116	291.126	291.679
Cold formed steel springs, except wire.....	10	890913	06/04	387.989	387.606	387.989	388.096	389.156
Machinery and equipment.....	11	—		169.327	169.719	171.824	172.185	172.809
Agricultural machinery and equipment.....	11	1		314.768	314.641	314.257	313.065	313.965
Agricultural machinery and equipment.....	11	14	12/02	197.056	196.977	196.736	195.990	196.553
Commercial turf and grounds care equipment, including parts and attachments.....	11	1401	12/02	160.859	160.859	159.651	160.044	160.323
Commercial turf and grounds care equipment, including parts and attachments.....	11	140111	12/02	160.859	160.859	159.651	160.044	160.323
Farm plows, harrows, rollers, pulverizers, etc., and attachments.....	11	1402	12/02	283.843	283.843	283.843	283.843	283.843
Farm plows, harrows, rollers, pulverizers, etc., and attachments.....	11	140211	12/02	283.843	283.843	283.843	283.843	283.843
Farm dairy equipment, sprayers and dusters, farm blowers, and attachments.....	11	1404	12/02	173.782	173.782	175.099	175.099	175.099
Farm dairy equipment, sprayers and dusters, farm blowers, and attachments.....	11	140411	12/02	173.782	173.782	175.099	175.099	175.099
Planting, seeding, and fertilizing machinery and attachments.....	11	1405	12/02	194.665	196.563	198.719	200.065	201.411
Planting, seeding, and fertilizing machinery and attachments.....	11	140511	12/02	194.665	196.563	198.719	200.065	201.411
Harvesting machinery (except hay and straw) and attachments.....	11	1406	12/82	333.471	333.471	333.471	333.471	333.471
Harvesting machinery (except hay and straw) and attachments.....	11	140611	12/82	333.471	333.471	333.471	333.471	333.471
Haying machinery and attachments.....	11	1407	12/82	315.787	315.787	312.703	312.703	313.602
Haying machinery and attachments.....	11	140711	12/82	315.787	315.787	312.703	312.703	313.602
All other farm machinery and equipment, excluding parts, including attachments.....	11	1408	12/02	239.628	238.296	237.193	232.585	233.238
All other farm machinery and equipment, excluding parts, including attachments.....	11	140811	12/02	239.628	238.296	237.193	232.585	233.238
Parts for farm machinery, for sale separately.....	11	1409	12/02	183.387	182.916	183.108	185.753	187.327
Parts for farm machinery, for sale separately.....	11	140911	12/02	183.387	182.916	183.108	185.753	187.327
Construction machinery and equipment.....	11	2		283.298	283.370	293.099	294.089	294.572

See footnotes at end of table.

Table 9. Producer price indexes for commodity and service groupings and individual items, not seasonally adjusted — Continued
 [March 2023, Index base 1982=100, unless otherwise indicated]

Title	Commodity code		Other index base	Unadjusted index ¹				
	Group code	Item code		Nov. 2022	Dec. 2022 ^P	Jan. 2023 ^P	Feb. 2023 ^P	Mar. 2023 ^P
Tractors and attachments, ex. parts.....	11	2A	12/99	180.077	180.077	189.267	190.656	190.661
Construction machinery for mounting (excluding parts, winches, snow clearing attachments).....	11	2A03	12/99	171.427	171.427	189.743	189.743	189.771
Construction machinery for mounting (excluding parts, winches, snow clearing attachments).....	11	2A0302	12/99	171.427	171.427	189.743	189.743	189.771
Tractor shovel loaders (skid steer, wheel, crawler, and integral design backhoes).....	11	2A04		269.551	269.551	283.253	283.997	283.997
Tractor shovel loaders (skid steer, wheel, crawler, and integral design backhoes).....	11	2A0406	06/86	257.072	257.072	270.140	270.849	270.849
Construction wheel and crawler tractors, dozers, self-propelled log skidders, etc.....	11	2A05	12/03	167.888	167.888	171.930	175.242	175.242
Construction wheel and crawler tractors, dozers, self-propelled log skidders, etc.....	11	2A0501	12/03	167.888	167.888	171.930	175.242	175.242
Power cranes, draglines, & shovels (excavators) (incl. surface mining equipment) (excl. parts).....	11	2B	12/99	181.071	181.071	189.450	189.450	189.450
Power cranes, draglines, & shovels (excavators) (incl. surface mining equip.) (excluding parts).....	11	2B05	12/99	181.071	181.071	189.450	189.450	189.450
Power cranes, draglines, & shovels (excavators) (incl. surface mining equip.) (excluding parts).....	11	2B0504	12/99	181.071	181.071	189.450	189.450	189.450
Mixers, pavers, and related equipment (excluding parts).....	11	2C		296.274	296.274	313.413	313.413	313.413
Mixers, pavers, and related equipment (excluding parts).....	11	2C01		296.274	296.274	313.413	313.413	313.413
Mixers, pavers, and related equipment (excluding parts).....	11	2C0109	12/99	212.740	212.740	225.048	225.048	225.048
Off-highway, equipment, ex. parts.....	11	2D	12/99	199.301	199.301	207.294	207.294	207.294
Off-highway trucks, haulers, truck-type tractor chassis, trailers, etc. (excluding parts).....	11	2D02	12/03	179.771	179.771	186.441	186.441	186.441
Off-highway trucks, haulers, truck-type tractor chassis, trailers, etc. (excluding parts).....	11	2D0201	12/03	179.771	179.771	186.441	186.441	186.441
Graders, rollers & compactors, rough-terrain forklifts, scrapers, trenchers, etc. (excl. parts).....	11	2D03	12/03	197.517	197.517	205.986	205.986	205.986
Graders, rollers & compactors, rough-terrain forklifts, scrapers, trenchers, etc. (excl. parts).....	11	2D0301	12/03	197.517	197.517	205.986	205.986	205.986
Misc. construction machinery and equipment.....	11	2J	12/05	174.832	174.832	176.077	177.036	177.958
Winches, aerial work platforms, and automotive wrecker hoists, including parts and attachments.....	11	2J01	12/05	180.347	180.347	183.184	185.385	187.500
Winches, aerial work platforms, and automotive wrecker hoists, including parts and attachments.....	11	2J0101	12/03	227.167	227.167	230.741	233.513	236.177
Other construction machinery and equipment (excluding parts).....	11	2J03	12/03	190.665	190.665	190.683	190.683	190.683
Other construction machinery and equipment (excluding parts).....	11	2J0301	12/03	190.665	190.665	190.683	190.683	190.683
Parts for construction machinery and equipment, sold separately.....	11	2K	12/99	187.508	188.060	189.103	189.110	189.757
Parts for construction machinery and equipment, sold separately.....	11	2K01	12/99	187.508	188.060	189.103	189.110	189.757
Parts for cranes, draglines, and shovels (including surface mining equipment) (sold separately).....	11	2K0101	12/11	154.088	154.088	154.087	154.087	155.389
Parts for off-highway wheel tractors and shovel loaders (sold separately).....	11	2K0102	12/11	128.038	128.038	128.629	128.629	128.629
Parts for other construction machinery (sold separately).....	11	2K0103	12/11	134.359	135.115	136.475	136.485	136.483
Metalworking machinery and equipment.....	11	3		231.702	232.814	235.051	235.667	236.493
Power-driven handtools, including parts and attachments.....	11	32		221.576	221.576	223.449	223.449	223.449
Power-driven handtools, including parts and attachments.....	11	3211	12/04	150.930	150.930	152.206	152.206	152.206
Power-driven handtools, including parts and attachments.....	11	321101	12/04	150.930	150.930	152.206	152.206	152.206
Power-driven handtools, pneumatic, hydraulic, and powder-actuated.....	11	3211011	06/11	151.198	151.198	153.308	153.308	153.308
Power-driven handtools, electric (except battery powered), including parts.....	11	3211014	06/11	142.507	142.507	142.507	142.507	142.507
Welding machines and equipment.....	11	33		386.525	386.525	389.294	389.368	389.368
Arc welding machines, components, and accessories, excluding electrodes and stud welding equip.....	11	3301		418.112	418.112	418.267	418.267	418.267
Arc welding machines, components, and accessories, excluding electrodes and stud welding equip.....	11	330175	12/97	274.705	274.705	274.807	274.807	274.807
Resistance welders, components, accessories, and electrodes.....	11	3302		291.551	291.551	301.810	301.810	301.810
Resistance welders, components, accessories, and electrodes.....	11	330276	12/84	270.185	270.185	279.692	279.692	279.692
Gas welding and cutting equipment, parts, attachments, and accessories.....	11	3304		259.825	259.825	267.528	267.669	267.669
Gas welding and cutting equipment, parts, attachments, and accessories.....	11	330461	06/83	255.553	255.553	263.129	263.268	263.268
Other welding equipment, components, and accessories (excluding arc, resistance, and gas).....	11	3306	12/00	152.431	152.431	155.188	155.485	155.485
Other welding equipment, components, and accessories (excluding arc, resistance, and gas).....	11	330629	12/00	152.431	152.431	155.188	155.485	155.485
Industrial process furnaces and ovens.....	11	34		264.210	265.919	266.989	267.950	268.803
Industrial process furnaces and ovens, except parts and attachments....	11	3407	12/04	162.581	163.737	164.499	165.554	165.982
Industrial process furnaces and ovens, except parts and attachments....	11	340711	12/04	162.581	163.737	164.499	165.554	165.982
Parts and attachments for industrial process furnaces and ovens.....	11	3409	06/11	140.580	141.233	141.550	140.939	141.629

See footnotes at end of table.

Table 9. Producer price indexes for commodity and service groupings and individual items, not seasonally adjusted — Continued

[March 2023, Index base 1982=100, unless otherwise indicated]

Title	Commodity code		Other index base	Unadjusted index ¹				
	Group code	Item code		Nov. 2022	Dec. 2022 ^P	Jan. 2023 ^P	Feb. 2023 ^P	Mar. 2023 ^P
Parts and attachments for industrial process furnaces and ovens.	11	340901	06/11	140.580	141.233	141.550	140.939	141.629
Cutting tools and accessories.	11	35		219.285	221.333	222.568	222.649	222.649
Small cutting tools.	11	3501		205.274	207.969	209.044	209.152	209.152
End mills and milling cutters.	11	350144	12/11	117.577	118.518	120.093	120.610	120.610
Threading tools, including blanks, tips and inserts.	11	350145	12/11	118.559	118.559	119.161	119.161	119.161
Carbon and high-speed steel, shank, solid, tipped carbide twist drills. ...	11	350146	12/11	123.160	123.160	123.190	123.190	123.190
Taps, carbide indexable, and throwaway inserts for machine tools.	11	350147	12/11	134.684	134.684	135.497	135.497	135.497
Other cutting tools for machine tools, excluding tips and blanks.	11	350149	12/11	117.367	119.700	120.215	120.215	120.215
Other machine tool attachments and accessories.	11	3505	06/83	260.510	260.510	264.476	264.476	264.476
Other machine tool attachments and accessories.	11	350501	06/83	260.510	260.510	264.476	264.476	264.476
Abrasive products.	11	36		262.422	263.086	264.347	265.384	268.115
Nonmetallic sized grains, powders, and flour abrasives (incl. graded only).	11	3601		190.585	190.585	190.585	190.585	190.585
Nonmetallic sized grains, powders, and flour abrasives (incl. graded only).	11	360105	06/87	245.362	245.362	245.362	245.362	245.362
Nonmetallic abrasive products (including diamond abrasives).	11	3603		250.139	250.430	251.605	254.144	253.243
Nonmetallic abrasive products (including diamond abrasives).	11	360311	06/87	228.983	229.249	230.325	232.650	231.824
Nonmetallic coated abrasive products and buffing wheels, polishing wheels, and laps.	11	3605		314.802	314.802	314.802	315.310	321.049
Nonmetallic coated abrasive products and buffing wheels, polishing wheels, and laps.	11	360505		233.015	233.015	233.015	233.391	237.639
Metal cutting machine tools.	11	37		226.975	226.975	227.723	230.184	231.659
Other metal-cutting machine tools.	11	3720	12/09	123.445	123.445	123.501	123.501	123.501
Other metal-cutting machine tools.	11	372041	12/09	123.445	123.445	123.501	123.501	123.501
Metal machining centers.	11	3721	12/09	125.970	125.970	125.970	132.026	132.026
Metal machining centers.	11	372121	12/09	125.970	125.970	125.970	132.026	132.026
Rebuilt metal-cutting machine tools and parts for metal-cutting machine tools.	11	3753	12/02	156.852	156.852	158.624	158.624	162.200
Rebuilt metal-cutting machine tools and parts for metal-cutting machine tools.	11	375311	12/02	156.852	156.852	158.624	158.624	162.200
Metal forming machine tools.	11	38		268.010	268.188	268.188	268.396	268.396
Metal-forming machine tools (except rebuilt and parts).	11	3826	12/09	134.636	134.636	134.636	134.636	134.636
Metal punching and shearing (power & manual), and bending and forming machines (power only).	11	382611		217.541	217.541	217.541	217.541	217.541
Metalworking presses (except forging and die-stamping presses).	11	382631		274.628	274.628	274.628	274.628	274.628
Rebuilt metal-forming machine tools and parts for metal-forming machine tools.	11	3852	12/02	153.830	154.341	154.341	154.690	154.690
Rebuilt metal-forming machine tools and parts for metal-forming machine tools.	11	385205	12/02	153.830	154.341	154.341	154.690	154.690
Tools, dies, jigs, fixtures & ind. molds.	11	39		175.875	176.160	177.508	177.826	178.701
Special tools, dies, jigs, and fixtures.	11	3901		195.369	195.718	196.113	196.673	197.946
Special tools, dies, jigs, and fixtures.	11	390135	12/03	128.176	128.405	128.665	129.032	129.867
Jigs and fixtures, including parts.	11	3901351	06/10	135.060	135.448	135.737	136.584	138.977
Metalworking dies and die sets.	11	3901353	06/10	116.827	117.068	117.239	117.640	118.099
Standard punches, industrial prototypes, die parts & other special tooling for dies.	11	3901357	06/10	123.444	123.444	123.728	123.728	123.728
Industrial molds and mold boxes.	11	3903		150.220	150.430	152.984	152.991	153.357
Industrial injection-type molds made of metal for plastics.	11	390312	12/09	125.467	125.467	125.575	125.575	125.305
Other industrial molds and mold boxes.	11	390331	12/09	114.379	114.624	117.565	117.574	118.136
Metalworking machinery n. e. c.	11	3A	06/83	245.893	245.893	263.851	264.423	264.423
Other metalworking machinery.	11	3A02	06/83	316.256	316.256	318.502	321.459	321.459
Other metalworking machinery.	11	3A0201	06/83	316.256	316.256	318.502	321.459	321.459
General purpose machinery and equipment.	11	4		315.106	315.881	319.816	320.679	322.657
Pumps, compressors, and equipment.	11	41		337.460	337.548	344.997	345.658	346.386
Industrial pumps, except hydraulic fluid power pumps.	11	4102		333.702	333.702	348.775	349.440	349.440
Industrial pumps, except hydraulic fluid power pumps.	11	410212	12/97	212.918	212.918	222.535	222.959	222.959
Parts and attachments for air and gas compressors and vacuum pumps.	11	4107	06/84	393.910	393.910	396.364	396.765	398.307
Parts and attachments for air and gas compressors, ex. refrigeration, ice making, & a/c.	11	410701	06/84	393.910	393.910	396.364	396.765	398.307
Domestic water systems.	11	4113	12/03	208.173	208.173	216.471	216.471	216.471
Domestic water systems.	11	411311	12/03	208.173	208.173	216.471	216.471	216.471
Air and gas compressors and vacuum pumps.	11	4115	06/05	220.894	220.894	223.470	223.961	224.967
Air and gas compressors and vacuum pumps.	11	411501	06/05	220.894	220.894	223.470	223.961	224.967
Other pumps, including parts and attachments.	11	4119	12/83	346.899	347.269	348.511	349.532	350.087
Parts and attachments for pumps.	11	411911	12/83	408.375	409.715	412.009	412.254	414.437
All other pumps, including domestic sump, oil well, and oil field pumps.	11	411915	12/97	190.146	190.146	190.661	191.411	191.411
Oil-well and oil-field pumps.	11	4119153	12/09	—	—	121.900	121.900	121.900
Other pumps, except automotive circulating pumps, and measuring & dispensing pumps.	11	4119155	12/09	156.478	156.478	156.968	157.684	157.684

See footnotes at end of table.

Table 9. Producer price indexes for commodity and service groupings and individual items, not seasonally adjusted — Continued

[March 2023, Index base 1982=100, unless otherwise indicated]

Title	Commodity code		Other index base	Unadjusted index ¹				
	Group code	Item code		Nov. 2022	Dec. 2022 ^P	Jan. 2023 ^P	Feb. 2023 ^P	Mar. 2023 ^P
Elevators, escalators, and other lifts.....	11	42		201.423	201.472	202.630	202.561	203.313
Elevators and moving stairways.....	11	4201		196.444	196.496	197.750	197.750	197.750
Elevators and moving stairways.....	11	420112	12/03	171.633	171.678	172.774	172.774	172.774
Parts and attachments for elevators and moving stairs (sold separately)...	11	4202		223.351	223.390	223.772	223.218	229.308
Parts and attachments for elevators and moving stairs (sold separately).....	11	420221		223.351	223.390	223.772	223.218	229.308
Fluid power equipment.....	11	43		327.078	327.853	333.494	335.409	335.579
Fluid power pumps and parts.....	11	4301		279.662	281.327	281.496	288.505	288.505
Nonaerospace-type reciprocating fluid power pumps.....	11	430112	12/11	136.145	137.089	137.089	145.461	145.461
Nonaerospace-type rotary and other fluid power pumps.....	11	430113	12/14	106.655	—	—	—	—
Nonaerospace-type fluid power motors.....	11	430115	12/11	147.026	147.842	149.076	149.453	149.453
Parts for fluid power pumps, motors, and hydrostatic transmissions.....	11	430119	12/11	128.590	129.457	129.057	129.149	129.149
Fluid power valves.....	11	4302		345.993	346.870	347.306	347.306	347.878
Fluid power valves.....	11	430201	12/82	337.537	338.393	338.818	338.818	339.377
Nonaerospace type hydraulic directional control valves.....	11	4302013	12/07	161.757	164.318	164.610	164.610	—
Nonaerospace type pneumatic directional control valves.....	11	4302015	12/07	161.613	162.355	164.533	164.533	166.855
Aerospace type fluid power valves.....	11	430201A	06/09	151.784	151.578	151.412	151.412	151.412
Fluid power cylinders, actuators, accumulators, cushions, & parts.....	11	4303		308.903	309.545	311.594	312.038	312.038
Non-aerospace hydraulic & all aerospace-type fluid power cylinders.....	11	430312	06/98	215.230	215.824	217.406	217.851	217.851
Non-aerospace pneumatic fluid power cylinders.....	11	430313	06/98	172.782	172.782	174.090	174.090	174.090
Parts for hydraulic & pneumatic cylinders and actuators.....	11	430315	06/98	267.401	267.401	268.543	268.543	268.543
Fluid power hose and tube fittings.....	11	4304		372.546	372.546	395.988	397.719	397.696
Fluid power hose and tube fittings.....	11	430406		372.546	372.546	395.988	397.719	397.696
Nonaerospace type flared (metal) fittings, couplings, and assemblies.....	11	4304062	06/09	142.912	142.912	144.169	144.276	144.276
Parts for fluid power valves.....	11	4305	06/91	236.892	236.892	237.255	235.102	237.207
Parts for fluid power valves.....	11	430501	06/91	236.892	236.892	237.255	235.102	237.207
Industrial material handling equipment.....	11	44		288.374	288.575	293.153	294.862	294.609
Conveying equipment, except parts and accessories.....	11	4402		281.620	282.190	289.785	289.991	289.440
Unit handling conveyors and conveying systems.....	11	440212	06/84	229.343	229.834	230.301	230.301	229.159
Unit handling gravity and trolley conveyors and conveying systems.....	11	4402122	06/09	130.248	130.208	130.682	130.682	129.619
All other unit handling conveyors, including tow, belt, roller, pneumatic, portable, etc.....	11	4402124	06/09	144.897	145.291	145.223	145.223	145.223
Bulk material handling conveyors and conveying systems.....	11	440216	06/84	292.504	293.062	311.772	312.304	313.043
Industrial trucks, trailers, and stackers.....	11	4403		277.795	277.855	280.342	282.762	282.799
Industrial trucks, tractors, mobile straddle carriers & cranes, & automatic stacking machines.....	11	44035	12/11	154.868	154.908	155.458	157.031	157.058
Work trucks with lifting & handling equipment, riding, electric, self-propelled.....	11	440353	06/02	225.311	225.311	224.462	224.462	224.462
Work trucks with lifting & handling equipment, non-riding electric or any non-electric.....	11	440356	06/02	188.815	188.907	189.102	189.157	189.212
Work trucks not fitted with lifting & handling equipment, electric or non-electric.....	11	440357	06/02	206.600	206.700	208.617	212.589	212.642
Bulk powered material moving equipment, dock boards, and metal pallets and skids.....	11	440358	06/02	206.680	206.680	205.703	205.763	205.763
Parts and attachments for industrial trucks and tractors.....	11	440378	12/86	349.421	349.421	359.540	360.709	360.709
Hoists, overhead cranes, and monorail systems.....	11	4404		350.871	350.871	350.871	356.445	356.445
Hoists and parts and attachments for hoists (sold separately).....	11	440481	12/84	329.616	329.616	329.616	336.606	336.606
Overhead traveling cranes and monorail systems, including parts and attachments sold separately.....	11	440485	12/84	331.562	331.562	331.562	334.731	334.731
Parts and accessories for conveyors and conveying systems.....	11	4406	09/18	133.069	133.072	136.553	136.553	136.182
Parts and accessories for unit handling conveyors and conveying systems.....	11	440601	06/84	295.086	295.103	295.664	295.664	295.664
Parts and accessories for bulk material handling conveyors and conveying systems.....	11	440602	06/84	469.512	469.512	488.296	488.296	486.241
Mechanical power transmission equipment.....	11	45		353.175	355.852	359.200	358.710	358.577
Speed changers, drives, gears.....	11	4501		351.796	356.840	357.985	357.985	357.625
Loose gear, pinions and racks.....	11	450108	12/83	—	—	258.327	258.327	257.774
Speed changers and industrial high speed drives & parts other than loose gearing.....	11	450117	12/03	206.962	209.747	211.019	211.019	211.019
Other power transmission equipment.....	11	4502	12/84	335.358	335.594	340.055	339.303	339.312
Mechanical power transmission equipment, excl. speed changers, drives, & gears.....	11	450212	12/03	221.798	222.010	224.995	224.390	224.397
Scales and balances.....	11	46		226.670	228.500	231.442	232.792	232.867
Vehicle and industrial scales.....	11	4611	12/91	199.196	200.436	201.412	201.701	201.701
Vehicle and industrial scales.....	11	461101	06/03	173.252	174.330	175.179	175.431	175.431
Motor truck and railroad track scales.....	11	4611011	12/10	153.735	153.964	154.792	154.792	154.792
Industrial scales (including automatic checkweigher and bulkweigher scales).....	11	4611012	12/10	165.699	168.195	169.543	170.608	170.608
Miscellaneous non-vehicle scales (crane, susp., tank, hopper, measuring dev, lab, bulk conveyer).....	11	4611013	12/10	—	—	140.681	140.681	140.681
Retail, commercial, household, and mailing scales and balances.....	11	4612	12/91	182.274	183.004	195.379	195.379	195.852

See footnotes at end of table.

Table 9. Producer price indexes for commodity and service groupings and individual items, not seasonally adjusted — Continued

[March 2023, Index base 1982=100, unless otherwise indicated]

Title	Commodity code		Other index base	Unadjusted index ¹				
	Group code	Item code		Nov. 2022	Dec. 2022 ^P	Jan. 2023 ^P	Feb. 2023 ^P	Mar. 2023 ^P
Retail, commercial, household, and mailing scales and balances.....	11	461201	06/03	167.317	167.987	179.348	179.348	179.781
Parts, attachments, and accessories for scales and balances.....	11	4613	12/91	256.235	259.548	260.879	269.531	269.531
Parts, attachments, and accessories for scales and balances.....	11	461301	06/03	250.390	253.627	254.927	263.382	263.382
Air purification equipment and industrial and commercial fans and blowers...	11	47		293.378	294.057	296.458	297.863	298.346
Fan, blower, air purification equipment.....	11	4701		293.378	294.057	296.458	297.863	298.346
Dust collection and other air purification equipment for cleaning incoming air.....	11	470143	12/83	245.569	247.435	251.686	255.285	256.571
Air filters for air-conditioners and furnaces, etc., of 2400 CFM or less, except parts.....	11	4701431	06/09	159.750	161.809	167.120	165.822	165.822
Other dust collection and air purification equipment, except parts.....	11	4701432	06/09	134.726	134.730	135.224	146.208	146.208
Parts for dust collection and air purification equipment.....	11	4701433	06/09	147.516	147.516	146.916	146.916	150.084
Industrial and commercial fans and blowers.....	11	470145	12/03	229.303	229.263	230.279	230.048	229.932
Centrifugal blower filter units, and classes I-IV centrifugal fans, except parts.....	11	4701452	06/09	185.548	185.739	189.778	189.778	189.317
Other centrifugal fans and blowers, except parts.....	11	4701453	06/09	183.991	183.873	183.873	183.873	183.873
Axial fans and industrial propeller fans, except parts.....	11	4701457	06/09	159.916	159.916	159.916	159.916	159.916
Power roof ventilators, except parts.....	11	4701458	06/09	159.676	159.676	159.676	159.676	159.676
Parts and accessories for fans and blowers.....	11	4701459	06/09	172.911	172.934	172.934	170.744	170.744
Air conditioning and refrigeration equip.....	11	48		281.273	282.645	283.731	283.462	287.565
Unitary air-conditioners, except air source heat pumps.....	11	4802		249.953	253.126	253.428	252.131	254.946
Unitary air-conditioners, except air source heat pumps.....	11	480222	06/97	203.810	206.397	206.644	205.587	207.882
Commercial refrigeration equipment.....	11	4803		397.273	397.273	398.776	398.776	410.913
Commercial refrigeration equipment.....	11	480331	06/97	257.490	257.490	258.463	258.463	266.330
All other miscellaneous refrigeration and air-conditioning equipment.....	11	4806		340.418	340.418	345.399	345.399	345.399
All other miscellaneous refrigeration and air-conditioning equipment.....	11	480631	06/97	235.737	235.737	239.186	239.186	239.186
Heat transfer equipment, including heat pumps.....	11	4807	12/11	164.328	165.125	165.711	165.912	168.153
Heat transfer equipment, except dehumidifiers.....	11	480732	12/03	238.051	239.191	240.695	240.638	244.453
Heat pumps.....	11	480734	12/09	141.040	141.766	140.364	141.547	141.817
Parts and accessories for air conditioning and heat transfer equipment.....	11	4809	12/89	259.046	259.130	260.254	260.715	262.265
Parts and accessories for air conditioning and heat transfer equipment.....	11	480901	12/89	259.046	259.130	260.254	260.715	262.265
Refrigeration condensing units.....	11	4815	01/19	155.277	155.544	155.813	156.085	158.305
Refrigeration condensing units.....	11	481511	01/19	155.277	155.544	155.813	156.085	158.305
Miscellaneous general purpose equipment.....	11	49		351.301	351.965	355.873	357.243	361.254
Metal valves, except fluid power.....	11	4902	12/82	423.427	423.357	427.283	427.283	429.766
Gates, globes, angles, and checks.....	11	490201	12/82	454.572	454.572	459.869	459.869	461.651
Gates, globes, angles, straightway (Y-type) checks, stop & check, 3- & 4-way, etc.....	11	4902011	06/09	159.551	159.551	163.251	163.251	164.789
Industrial valves for water works and municipal equipment.....	11	4902012	06/09	154.506	154.506	155.083	155.083	155.083
Industrial ball valves, incl. manual and power operated.....	11	490202	12/82	558.306	557.891	-	-	-
Industrial butterfly valves, incl. manual and power operated.....	11	490203	12/82	291.956	291.956	297.351	297.351	308.324
Industrial plug valves.....	11	490204	12/82	297.667	297.667	297.667	297.667	297.667
Plumbing and heating valves and specialties, except plumbers' brass goods.....	11	490205	12/82	376.375	376.375	393.357	393.357	393.357
Other industrial valves, including nuclear.....	11	490209	12/82	392.376	392.376	394.176	394.176	395.789
Automatic regulating and control valves.....	11	490211	12/98	248.851	248.851	248.862	248.862	248.862
Metal pipe fittings, flanges, and unions.....	11	4903	12/82	475.960	475.943	476.906	490.580	486.659
Metal pipe fittings, flanges, and unions.....	11	490301	12/82	475.960	475.943	476.906	490.580	486.659
Ball and roller bearings.....	11	4905		327.399	327.529	327.729	327.290	333.939
Ball bearings, complete, unmounted.....	11	490531	12/03	166.465	166.883	166.883	166.883	169.350
Mounted bearings, except plain.....	11	490534	06/83	471.822	467.464	469.593	469.593	472.145
Parts and components for ball and roller bearings, incl. balls and rollers.....	11	490535	06/83	202.549	203.418	201.976	199.305	202.910
Tapered roller bearings (including cups & cones), unmounted.....	11	490537	06/83	376.241	376.241	376.241	376.241	391.177
Other roller bearings, unmounted.....	11	490538	06/83	357.097	357.097	358.869	358.869	358.869
Industrial patterns.....	11	4907	12/84	200.151	200.151	200.151	200.151	201.391
Industrial patterns.....	11	490701	12/84	200.151	200.151	200.151	200.151	201.391
Filters and strainers.....	11	4908	12/84	292.924	293.913	306.883	307.993	311.496
Filters and strainers, except fluid power.....	11	490805	12/03	179.927	180.688	194.244	195.404	197.626
Industrial filters and strainers and reusable media, except fluid power.....	11	4908051	12/11	133.024	133.686	145.933	147.010	149.073
Nonreusable media for filters and strainers, except fluid power.....	11	4908052	12/11	135.400	135.400	135.400	135.400	135.400
Parts and accessories for filters and strainers, except fluid power.....	11	4908053	12/11	138.719	138.719	142.406	142.406	142.406
Other miscellaneous general purpose equipment.....	11	4911	12/84	247.417	249.234	251.567	252.017	257.276
Other miscellaneous general purpose equipment.....	11	491102	06/07	146.570	147.762	149.145	149.412	152.530
Electronic computers and computer equipment.....	11	5	12/98	27.189	27.451	27.848	27.910	27.887
Electronic computers.....	11	51	12/04	16.757	17.119	17.435	17.548	17.527
Electronic computers.....	11	5101	12/04	16.757	17.119	17.435	17.548	17.527
Personal computers and workstations (excluding portable computers)...	11	510114	06/07	21.585	22.227	22.499	22.339	22.515

See footnotes at end of table.

Table 9. Producer price indexes for commodity and service groupings and individual items, not seasonally adjusted — Continued

[March 2023, Index base 1982=100, unless otherwise indicated]

Title	Commodity code		Other index base	Unadjusted index ¹				
	Group code	Item code		Nov. 2022	Dec. 2022 ^P	Jan. 2023 ^P	Feb. 2023 ^P	Mar. 2023 ^P
Portable computers, laptops, tablets and other single user computers...	11	510115	06/07	13.839	14.106	14.056	14.163	13.958
Host computers, multiusers (mainframes, UNIX and PC servers).....	11	510116	12/04	26.888	27.454	28.051	28.291	28.244
Computer storage devices.....	11	52	12/04	49.101	49.619	48.925	48.925	48.897
Computer storage devices (except parts, attachments and accessories)...	11	5201	12/04	49.033	49.033	48.326	48.326	48.298
Computer storage devices (except parts, attachments and accessories).....	11	520101	12/04	49.033	49.033	48.326	48.326	48.298
Computer peripheral equipment and parts.....	11	54	12/98	84.290	84.425	87.194	87.133	87.078
Parts, attachments, and accessories for computer terminals and peripherals.....	11	5405	12/98	—	—	151.158	151.136	151.136
Parts, attachments, and accessories for computer terminals and peripherals.....	11	540501	12/98	—	—	151.158	151.136	151.136
Computer terminals (including POS and funds-transfer devices) and other computer peripherals.....	11	5406	06/99	65.714	65.868	65.699	65.620	65.540
Computer terminals (including POS and funds-transfer devices) and other computer peripherals.....	11	540602	06/07	68.691	68.851	68.676	68.592	68.509
Special industry machinery and equipment.....	11	6		268.498	268.919	271.626	274.538	276.497
Food products machinery.....	11	61		354.461	356.245	364.875	364.875	367.926
Dairy and milk products plant machinery and equipment.....	11	6101		348.536	349.290	349.290	349.290	351.366
Dairy and milk products plant machinery and equipment.....	11	610111	12/83	340.952	341.689	341.689	341.689	343.720
Commercial food products machinery (except packaging and cooking equipment).....	11	6104		306.808	309.558	320.382	320.382	320.382
Commercial food products machinery (except packaging and cooking equipment).....	11	610409	12/83	302.683	305.395	316.074	316.074	316.074
Industrial food products machinery for processing foods, beverages, & animal & fowl feed.....	11	6105	12/83	369.672	370.369	376.863	376.863	384.185
Industrial food products machinery for processing foods, beverages, & animal & fowl feed.....	11	610501	12/83	369.672	370.369	376.863	376.863	384.185
Other industrial food and feed machinery.....	11	6105012	12/12	143.740	144.062	144.488	144.488	144.488
Machinery for sorting, grading, and cleaning fruits, vegetables, eggs, and for processing meat.....	11	6105013	12/12	149.152	149.152	153.834	153.834	159.104
Parts and attachments for industrial food and feed products machinery.....	11	6105014	12/12	139.868	140.386	139.907	139.907	141.454
Textile machinery and equipment.....	11	62		185.571	185.571	185.571	185.571	185.571
Textile machinery (except parts, attachments, and accessories).....	11	6212	06/86	158.331	158.331	158.331	158.331	158.331
Textile machinery (except parts, attachments, and accessories).....	11	621201	06/86	158.331	158.331	158.331	158.331	158.331
Textile machinery parts and attachments.....	11	6277		202.872	202.872	202.872	202.872	202.872
Textile machinery parts and attachments.....	11	627701	06/86	182.071	182.071	182.071	182.071	182.071
Sawmill and woodworking machinery.....	11	63		288.832	289.628	290.673	292.326	294.086
Sawmill and woodworking machinery.....	11	6306	12/04	194.172	194.707	195.409	196.521	197.704
Sawmill and woodworking machinery, excluding parts and attachments (sold separately).....	11	630602	06/12	165.882	166.425	166.725	167.659	168.859
Parts, attachments, & accessories for sawmill & woodworking machinery.....	11	630603	06/12	160.884	160.884	163.015	164.017	164.017
Paper industries machinery.....	11	64	06/82	268.747	269.074	271.249	271.255	272.344
Paper industries machinery.....	11	6401	06/82	268.747	269.074	271.249	271.255	272.344
Paper industries machinery, excluding parts & attachments (sold separately).....	11	640114	12/03	144.055	144.387	145.337	145.337	146.168
Parts and attachments for paper industries machinery.....	11	640115	12/03	177.391	177.406	179.452	179.465	179.488
Printing trades machinery and equipment.....	11	65		178.589	178.670	179.516	179.252	180.475
Other printing machinery and equipment.....	11	6509	12/82	167.797	167.895	168.929	168.606	170.099
Other printing machinery and equipment, incl. pre-press preparation equipment & plates.....	11	650912	06/09	98.635	98.834	99.795	99.404	100.585
Parts, attachments, & accessories for printing trades machinery.....	11	650913	06/09	120.895	120.895	120.895	120.895	121.754
Other special industry machinery.....	11	66		249.953	249.142	251.731	257.281	257.406
Plastics and rubber working machinery.....	11	6603		226.693	228.075	227.972	227.972	227.972
Plastics working machinery and equipment, excluding patterns and molds, including parts.....	11	66039	09/15	105.040	105.388	105.340	105.340	105.340
Plasticworking machinery (excluding parts).....	11	660391	12/08	110.069	110.466	110.466	110.466	110.466
Parts for plasticworking machinery.....	11	660395	12/08	124.261	124.543	124.201	124.201	—
Miscellaneous special industry machinery.....	11	6606		243.506	242.442	245.399	251.697	251.839
Semiconductor manufacturing machinery and parts.....	11	660638	06/87	121.653	122.470	122.564	125.152	125.357
Packing, packaging, and bottling machinery and parts.....	11	67		343.968	345.096	350.169	351.854	365.969
Packing, packaging, and bottling machinery and parts.....	11	6705	06/06	168.088	168.640	171.119	171.942	178.840
Packing, packaging, and bottling machinery, excluding parts.....	11	670501	06/06	160.849	161.407	163.936	164.692	173.512
Parts for packing, packaging, and bottling machinery.....	11	670502	12/83	341.838	342.833	346.883	348.761	348.761
Service industry machinery and parts.....	11	68	06/82	310.682	313.111	313.965	314.856	316.341
Service industry machinery and parts.....	11	6801	06/82	310.682	313.111	313.965	314.856	316.341
Commercial cooking and food warming equipment.....	11	680118	12/03	228.485	228.627	228.633	228.714	230.727
Commercial cooking equipment incl. ranges, deep-fat fryers, etc. except electric.....	11	6801181	12/11	183.656	183.656	183.656	183.656	187.456

See footnotes at end of table.

Table 9. Producer price indexes for commodity and service groupings and individual items, not seasonally adjusted — Continued

[March 2023, Index base 1982=100, unless otherwise indicated]

Title	Commodity code		Other index base	Unadjusted index ¹				
	Group code	Item code		Nov. 2022	Dec. 2022 ^P	Jan. 2023 ^P	Feb. 2023 ^P	Mar. 2023 ^P
Commercial electric cooking equipment, incl. ranges, deep-fat fryers, etc.....	11	6801182	12/11	153.815	154.110	154.121	154.268	154.445
Parts and accessories for commercial cooking and food warming equipment.....	11	6801183	12/11	147.230	147.230	147.230	147.230	147.230
Other service industry machinery, incl. electronic teaching mach. & auto. maintenance equipment.....	11	680123	06/07	140.920	141.961	142.483	143.077	143.475
All other parts and attachments for service industry equipment.....	11	6801232	12/11	125.893	127.940	127.940	129.088	129.553
Commercial and industrial floor & carpet cleaning machines, excl. vacuum cleaners.....	11	6801233	09/16	131.742	136.018	140.232	140.232	140.232
Electronic teaching machines, teaching aids, etc., incl. kits.....	11	6801235	09/16	103.052	103.052	103.052	103.052	104.520
Other service industry equipment.....	11	6801236	09/16	129.115	130.228	130.719	131.505	131.518
Commercial laundry and drycleaning machinery products.....	11	69	12/82	333.484	333.484	348.537	348.537	348.537
Commercial laundry and drycleaning machinery products.....	11	6909	06/03	188.673	188.673	197.190	197.190	197.190
Commercial laundry and drycleaning machinery products.....	11	690901	06/03	188.673	188.673	197.190	197.190	197.190
Electrical machinery and equipment.....	11	7		132.147	132.533	133.732	133.655	133.847
Wiring devices.....	11	71		352.021	352.438	381.677	382.719	384.572
Current-carrying wiring devices.....	11	7101		216.129	216.724	255.823	256.981	259.668
Current-carrying switches for electrical circuitry (including vehicular switches).....	11	710143	12/99	175.566	175.622	176.728	177.013	182.167
Current-carrying wire connectors for electrical circuitry.....	11	710144	12/99	172.367	173.687	175.032	176.807	176.523
Current-carrying wiring devices n.e.c.....	11	710147	06/06	134.970	135.051	183.197	183.900	185.154
Noncurrent-carrying wiring devices.....	11	7102		558.464	558.534	561.565	562.157	561.918
Noncurrent-carrying electrical conduit and conduit fittings, incl. plastic conduit & fittings.....	11	710216	12/04	326.275	326.275	329.847	329.639	329.639
Other noncurrent-carrying wiring devices and supplies (boxes, covers, bar hangers, etc.).....	11	710217	12/04	206.424	206.488	206.391	205.986	205.486
Porcelain, steatite, and other ceramic electrical products.....	11	710252	12/03	186.468	186.555	186.290	189.742	189.613
Integrating and measuring instruments.....	11	72		176.885	177.059	180.689	180.689	180.762
Test equipment for electrical, radio, & communication circuits & motors.....	11	7205	12/83	166.814	167.063	170.487	170.487	170.557
Test equipment for electrical, radio, & communication circuits & motors.....	11	720501		175.764	176.026	179.634	179.634	179.708
Motors, generators, motor generator sets.....	11	73		276.981	277.582	279.250	283.150	283.150
Fractional horsepower motors and generators.....	11	7303	06/83	211.851	211.851	213.325	214.923	214.923
Fractional horsepower motors and generators.....	11	730312	12/99	159.395	159.395	160.504	161.706	161.706
Integral horsepower motors and generators (excluding land transportation types).....	11	7304	06/83	407.330	407.330	407.330	407.349	407.349
Integral horsepower motors and generators (excluding land transportation types).....	11	730405	12/99	283.623	283.623	283.623	283.635	283.635
Parts and supplies for motors and generators.....	11	7309	06/83	294.146	300.228	300.228	313.106	313.106
Parts and supplies for motors and generators.....	11	730901	06/83	294.146	300.228	300.228	313.106	313.106
Other motors and generators.....	11	7311	06/06	146.401	146.401	148.125	150.238	150.238
Other motors and generators.....	11	731101	06/06	146.401	146.401	148.125	150.238	150.238
Prime mover generator sets, except steam & hydraulic turbine.....	11	7311012	12/14	121.658	121.658	124.129	127.270	127.270
Transformers and power regulators.....	11	74		374.963	376.397	382.337	383.915	390.377
Power and distribution transformers, except parts.....	11	7409	12/99	324.243	325.844	335.623	337.205	343.978
Power and distribution transformers, except parts.....	11	740999	12/99	324.243	325.844	335.623	337.205	—
Other transformers and parts for transformers.....	11	7411	12/99	228.412	228.412	216.595	216.831	216.831
Switchgear, switchboard, industrial controls equipment.....	11	75		306.476	314.022	314.937	315.009	315.728
Industrial controls and related parts and accessories.....	11	7507		289.727	303.436	304.617	305.009	305.713
Industrial controls and related parts and accessories.....	11	750799	06/85	275.746	288.793	289.917	290.290	290.960
General-purpose industrial controls.....	11	7507991	06/11	147.684	155.094	156.025	156.200	156.643
Parts for industrial controls and motor-control accessories.....	11	7507992	06/11	136.766	141.424	141.782	141.782	141.782
Specific-purpose industrial controls.....	11	7507993	06/11	127.401	132.987	132.987	133.263	133.529
Switchgear and switchboard apparatus.....	11	7522	06/05	180.235	181.713	182.125	182.040	182.452
Switchgear and switchboard apparatus.....	11	752201	06/05	180.235	181.713	182.125	182.040	182.452
Low voltage panelboards and distribution boards, 1000 volts or less..	11	7522013	12/07	143.766	146.651	146.682	146.930	148.184
Switchgear, except relays and ducts.....	11	752201A	12/07	179.409	180.009	180.721	180.431	180.592
Communications and related equipment and miscellaneous electronic systems & equipment.....	11	76	12/85	129.196	129.201	130.380	130.249	130.252
Telephone and wireline data networking equipment.....	11	7601	12/85	89.358	89.358	89.358	89.677	89.677
Wireline voice and data network equipment.....	11	760141	12/85	82.064	82.064	—	—	—
Other communications and related equipment, including broadcast and wireless.....	11	7603	06/13	108.087	108.100	108.844	108.435	108.442
Broadcast, studio, and related electronic equipment.....	11	760301	12/85	119.504	119.571	120.073	119.174	119.210
Radio station and wireless communication equipment.....	11	760302	12/85	99.774	99.838	100.561	100.145	100.145
Radio station equipment.....	11	7603022	06/13	109.891	109.891	109.891	109.891	109.891
Other broadcast and wireless communications systems and equipment.....	11	7603023	06/13	113.209	113.354	113.450	112.896	112.896
Intercommunications, alarm and traffic control systems.....	11	760303	12/85	160.809	160.442	161.467	161.468	161.513
Alarm systems, including electric sirens and horns.....	11	7603031	06/08	128.995	128.995	130.300	130.300	130.300

See footnotes at end of table.

Table 9. Producer price indexes for commodity and service groupings and individual items, not seasonally adjusted — Continued

[March 2023, Index base 1982=100, unless otherwise indicated]

Title	Commodity code		Other index base	Unadjusted index ¹				
	Group code	Item code		Nov. 2022	Dec. 2022 ^P	Jan. 2023 ^P	Feb. 2023 ^P	Mar. 2023 ^P
Intercommunications systems, including inductive paging systems.....	11	7603033	06/08	151.037	148.546	148.458	148.458	149.765
Electronic systems and equipment, n.e.c.....	11	7605	12/03	140.304	140.304	140.336	140.336	140.336
Electronic systems and equipment, n.e.c.....	11	760512	12/03	140.304	140.304	140.336	140.336	140.336
Search, detection, navigation & guidance systems and equipment.....	11	7606	06/04	159.349	159.349	161.372	161.394	161.394
Search, detection, navigation & guidance systems and equipment.....	11	760613	06/04	159.349	159.349	161.372	161.394	161.394
Electric lamp bulbs, tubes, and components.....	11	77		101.328	101.328	102.724	102.724	102.835
Electric lamp bulbs, tubes, and components.....	11	7704	12/04	78.181	78.181	79.258	79.258	79.343
Electric lamp bulbs, tubes, and components.....	11	770401	12/04	78.181	78.181	79.258	79.258	79.343
Electronic components and accessories.....	11	78		68.411	68.548	68.124	67.995	68.039
Relays for electronic circuitry, industrial control overload, and switchgear type.....	11	7821		263.542	278.662	283.382	283.382	283.382
Relays for electronic circuitry, industrial control overload, and switchgear type.....	11	782119	06/90	195.937	207.178	210.687	210.687	210.687
Switches, mechanical, for electronic circuitry.....	11	7822	06/82	248.570	248.570	249.312	249.312	249.312
Switches, mechanical, for electronic circuitry.....	11	782299	06/82	248.570	248.570	249.312	249.312	249.312
Connectors for electronic circuitry.....	11	7824		243.336	244.622	244.078	244.065	249.915
Connectors for electronic circuitry.....	11	782481	12/11	140.558	141.301	140.986	140.979	144.358
Filters, crystals, and transducers.....	11	7828	06/82	116.717	116.717	114.480	114.957	114.957
Filters, crystals, and transducers.....	11	782890	06/82	116.717	116.717	114.480	114.957	114.957
Crystal, filter, piezoelectric, and other related electronic devices (exc. microwave filters).....	11	7828901	06/82	121.266	121.266	118.942	119.438	119.438
Integrated microcircuits.....	11	7839	06/05	33.924	33.947	33.694	33.760	33.602
Integrated microcircuits.....	11	783911	06/05	33.924	33.947	33.694	33.760	33.602
Other semiconductor and related devices.....	11	7847	06/05	74.412	74.396	74.847	74.847	74.847
Other semiconductor devices, including parts (such as chips, wafers and heat sinks).....	11	784711	06/05	72.490	72.475	72.915	72.915	72.915
Bare printed circuit boards.....	11	7849	12/00	119.887	121.035	121.062	123.250	123.250
Bare printed circuit boards.....	11	784901	06/82	125.422	126.623	126.651	128.941	128.941
Electronic coils, transformers, and other inductors.....	11	7853	06/82	234.103	234.317	236.524	243.372	246.124
Electronic coils, transformers, and other inductors.....	11	785399	06/00	160.705	160.852	162.367	167.068	168.958
Capacitors and resistors for electronic circuitry.....	11	7854	12/22	—	100.000	100.310	100.310	100.310
Capacitors for electronic circuitry.....	11	785411	12/02	186.922	186.922	187.085	187.085	187.085
Microwave components, electron tubes, and other electronic components, n.e.c.....	11	7856	06/00	168.918	168.727	168.829	170.593	170.683
Printed circuit assemblies, loaded boards, modules and consumer external modems.....	11	7861	06/82	92.333	92.317	89.328	86.365	86.323
Printed circuit assemblies, loaded boards, modules and consumer external modems.....	11	786199	06/82	92.333	92.317	89.328	86.365	86.323
Miscellaneous electrical machinery and equipment.....	11	79		136.515	136.613	137.518	137.115	137.278
Storage batteries.....	11	7901		242.787	242.922	242.715	242.616	242.175
Storage batteries, lead acid type, BCI dimensional group 8D or smaller.....	11	790103	12/84	256.433	256.433	256.088	255.923	255.188
Storage batteries, lead acid type, larger than BCI dimensional group 8D.....	11	790104	12/84	313.083	313.956	313.956	313.956	313.956
Storage batteries (excluding lead acid), including parts for all storage batteries.....	11	790105	12/84	259.130	259.130	259.130	259.130	259.130
Primary batteries.....	11	7902		234.433	234.346	234.764	234.585	236.784
Primary batteries.....	11	790229	12/03	152.051	151.995	152.267	152.150	153.577
Carbon and graphite products.....	11	7903		226.465	229.871	228.164	229.521	232.759
X-ray and electromedical equipment.....	11	7905		90.725	90.805	91.923	91.939	91.939
Irradiation equipment.....	11	790512	06/85	124.804	124.804	125.822	125.822	125.822
Electromedical equipment, including diagnostic, therapeutic and patient monitoring equipment.....	11	790541	06/09	100.011	100.127	101.592	101.616	101.616
Miscellaneous electrical industrial apparatus.....	11	7929	12/85	197.038	195.428	193.660	186.330	186.330
Rectifying apparatus.....	11	792902	12/85	202.794	202.856	205.191	205.191	205.191
Other electrical equipment for industrial use, except for electronic circuitry.....	11	792904	12/03	175.667	172.814	169.924	161.019	161.019
All other electrical equipment and components, except industrial.....	11	7939	12/06	133.111	133.111	133.113	133.113	133.113
All other electrical equipment and components, except industrial.....	11	793901	12/06	133.111	133.111	133.113	133.113	133.113
Miscellaneous instruments.....	11	8		236.126	237.033	242.812	244.137	245.257
Automatic environmental controls for monitoring residential, commercial, and appliance use.....	11	81		205.637	205.637	208.956	209.100	209.100
Automatic environmental controls for monitoring residential, commercial, and appliance use.....	11	8105	12/03	141.805	141.805	144.094	144.193	144.193
Automatic environmental controls for monitoring residential, commercial, and appliance use.....	11	810501	12/03	141.805	141.805	144.094	144.193	144.193
Industrial process control instruments.....	11	82	06/83	276.046	277.838	284.151	283.850	284.298
Industrial process control instruments.....	11	8201	06/83	276.046	277.838	284.151	283.850	284.298
Industrial process control instruments.....	11	820171	12/03	167.184	168.270	172.093	171.911	172.182
Fluid meters and counting devices.....	11	84	12/85	221.402	221.771	230.880	236.634	244.872
Fluid meters and counting devices.....	11	8401	12/85	221.402	221.771	230.880	236.634	244.872

See footnotes at end of table.

Table 9. Producer price indexes for commodity and service groupings and individual items, not seasonally adjusted — Continued
 [March 2023, Index base 1982=100, unless otherwise indicated]

Title	Commodity code		Other index base	Unadjusted index ¹				
	Group code	Item code		Nov. 2022	Dec. 2022 ^P	Jan. 2023 ^P	Feb. 2023 ^P	Mar. 2023 ^P
Counting devices.....	11	840103	12/85	215.704	—	—	—	—
Motor vehicle indicating instruments.....	11	840104	12/85	153.584	—	—	—	—
Engineering and scientific instruments.....	11	85	12/85	270.352	272.373	279.046	279.046	279.046
Aeronautical, nautical, and navigational instruments.....	11	8501	12/85	307.536	310.991	313.242	313.242	313.242
Aeronautical, nautical, and navigational instruments.....	11	850111	12/85	307.536	310.991	313.242	313.242	313.242
Hospital beds and specialized hospital furniture.....	11	8504	12/11	125.171	125.171	—	—	139.397
Hospital beds and specialized hospital furniture.....	11	850404	12/11	125.171	125.171	—	—	139.397
Measuring instruments and lenses.....	11	86	12/85	164.361	164.675	167.230	169.172	169.758
Sighting, tracking, and fire-control equipment, optical type.....	11	8601	12/85	139.561	139.561	138.744	138.744	138.744
Sighting, tracking, and fire-control equipment, optical type.....	11	860111	12/85	139.561	139.561	138.744	138.744	138.744
All other miscellaneous optical instruments and lenses.....	11	8602	12/85	144.036	144.012	144.012	144.012	145.843
All other miscellaneous optical instruments and lenses.....	11	860211	12/85	144.036	144.012	144.012	144.012	145.843
Laboratory analytical instruments.....	11	8603	12/85	173.996	174.441	178.010	180.653	181.020
Laboratory analytical instruments.....	11	860311	12/85	173.996	174.441	178.010	180.653	181.020
Measuring & controlling devices, n.e.c.....	11	89	06/85	190.628	191.500	198.170	198.227	198.609
Aircraft engine instruments.....	11	8901	06/85	181.815	181.815	181.815	183.951	183.951
Aircraft engine instruments.....	11	890199	06/85	181.815	181.815	181.815	183.951	183.951
Nuclear radiation detection & monitoring instruments.....	11	8904	06/85	238.481	238.481	246.459	246.459	246.459
Nuclear radiation detection & monitoring instruments.....	11	890499	06/85	238.481	238.481	246.459	246.459	246.459
Physical properties and kinematic testing equipment.....	11	8905	06/04	129.994	129.994	135.286	135.286	135.286
Physical properties and kinematic testing equipment.....	11	890599	06/04	129.994	129.994	135.286	135.286	135.286
Commercial, geophysical, meteorological, surveying, drafting & general-purpose instruments.....	11	8906	06/04	132.022	133.757	139.044	138.561	139.445
Commercial, geophysical, meteorological & general-purpose instruments.....	11	890699	06/04	132.022	133.757	139.044	138.561	139.445
Miscellaneous machinery.....	11	9		208.873	208.867	211.407	211.849	212.747
Oil field and gas field machinery.....	11	91		246.984	246.984	248.986	248.986	249.034
Oil and gas field drilling, surveying, and cementing machinery (except parts sold separately).....	11	9102		259.942	259.942	262.037	262.037	262.037
Oil and gas field drilling, surveying, and cementing machinery (except parts sold separately).....	11	910201	09/20	110.687	110.687	111.579	111.579	111.579
Oil field and gas field production machinery (except pumps and parts sold separately).....	11	9104		222.631	222.631	225.892	225.892	225.454
Oil field and gas field production machinery (except pumps and parts sold separately).....	11	910456	12/03	182.917	182.917	185.597	185.597	185.237
Parts and attachments for oil and gas field machinery and equipment.....	11	9106	12/10	129.610	129.610	129.610	129.610	130.046
Parts and attachments for oil and gas field drilling machinery and equipment.....	11	910602	12/10	130.170	130.170	130.170	—	—
Parts and attachments for oil and gas field production machinery and equipment.....	11	910604	12/10	129.802	129.802	129.802	129.802	130.938
Mining machinery and equipment.....	11	92		395.924	396.934	398.860	398.943	398.943
Mining machinery and equipment (except parts sold separately).....	11	9207	09/19	133.848	133.944	134.662	134.698	134.698
Underground mining machinery (except parts sold separately).....	11	920701	12/03	261.091	261.091	261.091	—	—
Crushing, pulverizing, & screening machinery (except parts sold separately).....	11	920702	12/03	249.314	249.314	249.314	249.314	—
Drills and other mining machinery (except parts sold separately).....	11	920703	12/03	233.507	235.527	239.549	239.753	—
Mineral processing & beneficiation machinery (except parts sold separately).....	11	920704	12/03	271.465	271.465	271.465	271.465	—
Parts and attachments for mining machinery and equipment (sold separately).....	11	9253		314.414	316.670	317.679	317.679	317.679
Parts and attachments for mining machinery and equipment (sold separately).....	11	925303	12/03	226.475	228.100	228.827	228.827	228.827
Office and store machines and equipment.....	11	93		124.668	124.668	124.668	124.668	124.668
Coin-operated machines and mechanisms.....	11	9309	05/18	104.766	104.766	104.766	104.766	104.766
Coin-operated machines and mechanisms.....	11	930910	05/18	104.766	104.766	104.766	104.766	104.766
Internal combustion engines.....	11	94		186.884	187.055	194.559	194.439	194.323
Diesel, semidiesel, and dual-fuel engines (except automotive).....	11	9407	12/82	201.086	201.086	212.053	212.053	212.152
Diesel, semidiesel, and dual-fuel engines (except automotive).....	11	940725	12/00	154.204	154.204	162.614	162.614	162.691
Diesel, semidiesel, and dual-fuel engines for automobiles, trucks, and buses.....	11	9408	12/82	160.751	160.751	166.694	166.443	166.443
Diesel, semidiesel, and dual-fuel engines for automobiles, trucks, and buses.....	11	940811	12/82	160.751	160.751	166.694	166.443	166.443
Parts & accessories for internal combustion engines, ex. aircraft & gasoline automotive engines.....	11	9413		235.932	235.932	245.333	245.338	245.291
Parts & accessories for internal combustion engines, ex. aircraft & gasoline automotive engines.....	11	941301		235.932	235.932	245.333	245.338	245.291
Machine shop products.....	11	95		218.807	218.327	218.517	219.539	219.811
Machine shop products.....	11	9505	06/84	198.220	197.785	197.958	198.884	199.130
Machine shop job work and job order repairs.....	11	950501	06/84	198.220	197.785	197.958	198.884	199.130
Turbines and turbine generator sets.....	11	97	06/87	254.347	255.002	255.701	256.385	266.560

See footnotes at end of table.

Table 9. Producer price indexes for commodity and service groupings and individual items, not seasonally adjusted — Continued

[March 2023, Index base 1982=100, unless otherwise indicated]

Title	Commodity code		Other index base	Unadjusted index ¹				
	Group code	Item code		Nov. 2022	Dec. 2022 ^P	Jan. 2023 ^P	Feb. 2023 ^P	Mar. 2023 ^P
Turbines and turbine generator sets (excluding parts).....	11	9701	06/87	254.347	255.002	255.701	256.385	266.560
Steam, gas, and other turbines and turbine generators.....	11	970103	06/11	109.410	109.630	109.900	110.155	111.035
Parts & accessories for turbines, turbine generators, and turbine generator sets.....	11	98	09/15	120.448	120.448	120.578	121.157	121.157
Parts & accessories for turbines, turbine generators, and turbine generator sets.....	11	9801	09/15	120.448	120.448	120.578	121.157	121.157
Parts & accessories for turbines, turbine generators, and turbine generator sets.....	11	980101	09/15	120.448	120.448	120.578	121.157	121.157
Furniture and household durables.....	12	—		215.719	216.750	216.967	218.062	218.121
Household furniture.....	12	1		271.879	272.948	274.710	275.977	276.729
Metal household furniture.....	12	11		215.279	223.135	223.135	224.798	225.244
Metal household furniture.....	12	1101		215.279	223.135	223.135	224.798	225.244
Metal living room dining room and kitchen furniture.....	12	110102	06/84	245.301	266.443	266.443	265.642	268.903
Other metal household furniture.....	12	110104	06/84	199.318	199.318	199.318	201.209	201.209
Metal household furniture, beds, nonupholstered.....	12	1101041	12/11	140.398	140.398	140.398	142.049	142.049
Wood household furniture (nonupholstered).....	12	12		301.101	302.225	309.781	312.673	315.356
Wood household furniture (nonupholstered).....	12	1206	12/22	—	100.000	102.500	103.457	104.345
Wood living room furniture (nonupholstered).....	12	120602	12/04	160.520	161.636	164.502	165.698	165.698
Wood dining room, outdoor, and ready-to-assemble furniture (nonupholstered).....	12	120603	12/22	—	100.000	105.770	105.734	108.254
Wood bedroom furniture, including infants' and children's, (nonupholstered).....	12	120605	12/04	160.148	160.943	161.655	162.300	162.300
Custom nonupholstered wood household furniture sold direct, excl. kitchen cabinets and vanities.....	12	120607	06/12	107.808	107.808	—	—	—
Upholstered household furniture.....	12	13		261.016	261.379	261.263	262.674	263.521
Upholstered household furniture.....	12	1301		261.016	261.379	261.263	262.674	263.521
Dual purpose sleep furniture, incl. convertible sofa.....	12	130123	06/83	220.484	220.573	220.526	220.526	221.029
Upholstered household furniture.....	12	130141	06/05	165.886	166.127	166.045	167.139	167.712
Upholstered household davenports, sofas, loveseats, and settees.....	12	1301411	12/11	146.218	146.468	146.316	147.535	147.980
Upholstered household sectional sofa pieces.....	12	1301412	12/11	134.566	134.456	134.420	135.333	135.547
Upholstered household rocking chairs, including swivel rockers.....	12	1301413	12/11	145.320	146.582	146.567	146.571	152.781
Other upholstered household furniture, including custom.....	12	1301415	12/11	155.784	156.292	156.511	157.040	157.128
Bedding.....	12	14		234.172	234.328	237.429	237.849	237.931
Bedding.....	12	1401		234.172	234.328	237.429	237.849	237.931
Innerspring mattresses, excluding crib size.....	12	140104	12/95	214.372	214.372	219.896	220.443	220.443
Mattress foundations.....	12	140107	12/11	147.469	147.469	147.748	147.748	148.825
Mattresses, other types, including crib, foam, waterbed mattresses and mattress inserts.....	12	140114	06/83	247.360	248.181	252.917	253.996	253.996
Sleep system ensembles and mattresses, excluding conventional waterbeds.....	12	140122	12/95	162.620	162.620	162.620	162.620	—
Mattress and foundation sets.....	12	140134	12/03	139.169	139.169	139.169	139.169	139.169
Metal porch, lawn, outdoor & casual furniture.....	12	15		373.362	373.362	373.362	373.362	373.362
Porch and lawn furniture.....	12	1501		373.362	373.362	373.362	373.362	373.362
Metal porch, lawn, outdoor & casual furniture.....	12	150112	06/84	371.359	371.359	371.359	371.359	371.359
Nonupholstered household furniture, except wood and metal.....	12	16	12/85	147.684	147.684	148.141	—	—
Nonupholstered household furniture, except wood and metal.....	12	1601	12/85	147.684	147.684	148.141	—	—
Nonupholstered household furniture, except wood and metal.....	12	160101	12/85	147.684	147.684	148.141	—	—
Commercial furniture.....	12	2		304.625	307.330	305.182	306.964	308.976
Wood office furniture and store fixtures.....	12	21		290.999	291.563	292.794	296.098	296.251
Wood office furniture and store fixtures.....	12	2101		290.999	291.563	292.794	296.098	296.251
Wood office seating, including upholstered.....	12	210112	06/85	249.511	249.511	250.530	258.205	258.395
Wood office desks and extensions.....	12	210113	06/85	315.151	314.820	314.820	321.519	322.851
Wood office files, storage units, and tables.....	12	210114	06/85	284.138	284.138	284.138	284.718	286.052
Wood office furniture, other types (incl. panel/desk systems).....	12	210116	06/85	228.439	228.439	228.439	228.439	229.252
Fixtures for stores, banks and offices.....	12	210161	12/83	288.772	289.552	290.957	294.097	294.087
Custom architectural woodwork, millwork, and fixtures.....	12	2101611	06/08	143.889	143.889	144.604	146.898	146.898
Wood lockers, partitions, and shelving (except custom).....	12	2101612	06/08	163.138	163.358	166.057	166.410	166.727
Wood furniture dimensions and nonwood furniture parts and frames..	12	2101615	12/11	181.403	188.077	188.892	183.475	186.223
Nonwood furniture and store fixtures.....	12	22		302.321	307.326	301.352	301.882	306.044
Nonwood commercial storage units, files, and tables.....	12	2202		290.929	293.666	297.600	297.513	303.146
Nonwood commercial storage units, files, and tables.....	12	220202	06/95	208.966	210.932	213.758	213.695	217.741
Nonwood commercial furniture.....	12	2203		310.750	315.005	314.427	315.635	315.697
Nonwood office seating.....	12	220325		234.755	245.550	244.872	244.327	243.191
Nonwood office furniture panel systems, and other nonwood office furniture.....	12	220326	06/95	227.126	227.278	226.834	228.989	229.931
Nonwood partitions and fixtures.....	12	2204	12/83	282.274	288.688	273.989	273.977	281.799
Storage racks and accessories, except wood.....	12	220407	12/83	279.104	260.849	244.198	244.198	270.257

See footnotes at end of table.

Table 9. Producer price indexes for commodity and service groupings and individual items, not seasonally adjusted — Continued

[March 2023, Index base 1982=100, unless otherwise indicated]

Title	Commodity code		Other index base	Unadjusted index ¹				
	Group code	Item code		Nov. 2022	Dec. 2022 ^P	Jan. 2023 ^P	Feb. 2023 ^P	Mar. 2023 ^P
Fixtures (bank, office, and store) except wood.....	12	220409	12/83	266.903	275.355	278.775	277.041	277.041
Public building furniture.....	12	23	12/84	311.899	312.433	312.641	314.595	314.705
Public building furniture.....	12	2301	12/84	311.899	312.433	312.641	314.595	314.705
School furniture (except stone and concrete), excluding library furniture.....	12	230101	12/84	368.258	368.258	368.987	370.376	370.376
Public building and related furniture, excluding school & restaurant furniture.....	12	230102	12/84	301.323	302.164	302.164	304.434	304.594
Commercial furniture and fixtures, n.e.c.....	12	24	12/85	280.125	281.268	281.656	281.794	282.520
Commercial furniture and fixtures, n.e.c.....	12	2401	12/85	280.125	281.268	281.656	281.794	282.520
Bar, bowling center, cafeteria, and restaurant furniture.....	12	240104	12/10	175.040	175.853	175.897	176.000	176.000
Other commercial and institutional furniture and fixtures, n.e.c.....	12	240108	12/10	159.908	160.507	160.816	160.889	161.503
Floor coverings.....	12	3		214.158	210.834	212.277	212.456	212.456
Carpets and rugs.....	12	31		208.879	205.004	206.109	206.375	206.375
Carpet and rugs.....	12	3101		212.102	208.167	209.289	209.559	209.559
Carpet and rugs.....	12	310101		212.102	208.167	209.289	209.559	209.559
Resilient floor coverings.....	12	32		258.708	258.708	262.775	262.289	262.289
Resilient floor coverings.....	12	3201		258.708	258.708	262.775	262.289	262.289
Resilient floor coverings.....	12	320170	12/11	116.327	116.327	118.155	117.936	117.936
Household appliances.....	12	4		147.203	148.276	148.293	148.482	146.445
Major appliances.....	12	41		142.093	143.302	143.288	143.256	140.924
Household cooking appliances.....	12	4101		151.297	153.469	153.456	156.862	151.144
Electric household ranges, ovens (including microwave), surface cooking units, and equipment.....	12	410105	12/02	150.454	152.279	152.590	153.721	155.261
Gas household ranges, ovens, surface cooking units and equipment.	12	410139	12/02	142.827	145.285	144.900	153.014	147.682
Other household ranges and cooking equipment, including outdoor equipment.....	12	410169	12/02	182.381	185.637	185.657	186.770	170.489
Household refrigeration equipment.....	12	4103		121.475	121.778	121.882	122.113	121.542
Household refrigerators, including refrigerator-freezer combinations.....	12	410329	12/02	131.259	131.530	131.688	132.136	131.448
Other major household appliances including room air-conditioners.....	12	4104		174.201	176.822	175.860	167.879	169.147
Room air-conditioners.....	12	410445		—	—	229.899	229.899	229.899
Household vacuum cleaners, including parts and attachments.....	12	43		122.394	122.714	122.394	125.856	126.231
Household vacuum cleaners and other floor care machines (including parts and attachments).....	12	4301		114.820	115.121	114.820	118.068	118.421
Household vacuum cleaners and other floor care machines (including parts and attachments).....	12	430114	06/07	125.255	125.583	125.255	128.798	129.183
Electric housewares and fans.....	12	44		145.440	145.593	145.966	145.996	145.861
Parts and attachments for small electric household appliances, including fan parts.....	12	4403	12/82	191.406	191.406	191.702	191.702	191.702
Parts and attachments for small electric household appliances, including fan parts.....	12	440311	12/82	191.406	191.406	191.702	191.702	191.702
Small electric household appliances, including fans.....	12	4404	05/21	116.204	116.335	116.634	116.658	116.549
Small electric household appliances, including fans.....	12	440401	05/21	116.204	116.335	116.634	116.658	116.549
Portable residential lighting fixtures, including parts and accessories.....	12	45		286.090	287.818	287.821	295.348	295.399
Portable residential lighting fixtures, including parts and accessories.....	12	4501		286.090	287.818	287.821	295.348	295.399
Portable residential lighting fixtures, including parts and accessories.....	12	450135	06/98	192.824	193.988	193.990	199.064	199.098
Home electronic equipment.....	12	5		61.652	61.652	61.890	62.369	62.369
Speakers and commercial sound equipment.....	12	57	12/03	134.722	134.722	135.847	138.091	138.091
Speakers and commercial sound equipment.....	12	5707	12/03	134.722	134.722	135.847	138.091	138.091
Speakers and commercial sound equipment.....	12	570708	12/03	134.722	134.722	135.847	138.091	138.091
Other home electronic equipment.....	12	58	06/04	114.846	114.846	114.837	114.837	114.837
Other home electronic equipment, including television receivers and automotive A/V equipment.....	12	5803	01/17	119.046	119.046	119.037	119.037	119.037
All other consumer audio and video equipment, excluding TV receivers and automotive A/V equip.....	12	580301	06/04	105.716	105.716	105.704	105.704	105.704
Other household durable goods.....	12	6		237.745	239.912	241.243	244.190	245.268
Vitreous china, fine earthenware, and other pottery products.....	12	61		319.851	320.601	321.575	321.575	321.575
Vitreous china, porcelain, and earthenware table and kitchenware and other pottery products.....	12	6101		319.805	320.555	321.530	321.530	321.530
Vitreous china, porcelain, and earthenware (semivitreous) table and kitchenware.....	12	610104	06/08	140.213	140.213	142.412	142.412	142.412
All other pottery products (including china decorated for the trade).....	12	610105	06/08	158.477	159.099	159.258	159.258	159.258
Mirrors (decorated and undecorated).....	12	65		205.466	205.466	204.412	218.946	221.829
Mirrors (decorated and undecorated), made from purchased glass.....	12	6501		205.466	205.466	204.412	218.946	221.829
Mirrors (decorated and undecorated), made from purchased glass.....	12	650104	12/04	132.352	132.352	131.673	141.036	142.892
Lawn/garden equipment.....	12	66		176.666	179.177	182.354	182.259	182.259

See footnotes at end of table.

Table 9. Producer price indexes for commodity and service groupings and individual items, not seasonally adjusted — Continued
 [March 2023, Index base 1982=100, unless otherwise indicated]

Title	Commodity code		Other index base	Unadjusted index ¹				
	Group code	Item code		Nov. 2022	Dec. 2022 ^P	Jan. 2023 ^P	Feb. 2023 ^P	Mar. 2023 ^P
Parts and attachments for consumer lawn, garden, and snow equipment.....	12	6605	12/82	232.288	233.533	234.261	232.941	232.941
Parts and attachments for consumer lawn, garden, and snow equipment.....	12	660503	06/03	156.948	157.789	158.280	157.389	157.389
Consumer lawn, garden, and snow equipment.....	12	6607	05/18	117.320	119.254	121.550	121.550	121.550
Consumer lawn, garden, and snow equipment.....	12	660701	05/18	117.320	119.254	121.550	121.550	121.550
Consumer riding lawn, garden, and snow equipment.....	12	6607011	06/03	133.301	133.406	137.691	137.691	137.691
Consumer nonriding lawn, garden, and snow equipment.....	12	6607012	06/03	125.047	128.353	129.064	129.064	129.064
Cutlery, flatware (except precious), razors and razor blades.....	12	67		274.498	278.617	271.473	275.238	275.678
Cutlery, flatware (except precious), razors and razor blades.....	12	6701		274.498	278.617	271.473	275.238	275.678
Cutlery, scissors, shears, trimmers, and snips.....	12	670141	12/83	278.404	298.136	281.736	281.736	282.186
Metal kitchen utensil, pots, and pans.....	12	68		305.638	305.638	305.877	305.444	312.012
Metal kitchen utensil, pots, and pans.....	12	6801		305.638	305.638	305.877	305.444	312.012
Stamped and spun kitchen utensils, aluminum.....	12	680101		—	—	288.210	288.210	—
Stamped and spun kitchen utensils, except aluminum.....	12	680102	06/84	284.680	284.680	—	—	—
Window shades, blinds, and accessories.....	12	69	06/84	294.251	294.251	295.810	295.808	295.960
Window shades, blinds, and accessories.....	12	6901	06/84	294.251	294.251	295.810	295.808	295.960
Window shades and window shade accessories and rollers.....	12	690101	06/84	360.530	360.530	360.532	360.532	360.532
Other shades and blinds, including curtain and drapery fixtures, poles, & rods.....	12	690103	06/84	—	—	224.096	224.096	224.096
Nonmetallic mineral products.....	13	—		315.194	315.910	323.589	326.739	327.683
Glass.....	13	1		179.267	178.965	179.322	184.419	184.233
Flat glass.....	13	11		168.574	168.236	167.298	173.035	172.814
Specialty glass.....	13	1107		198.433	198.433	199.627	208.779	208.907
Specialty glass.....	13	110703	06/11	144.678	144.678	145.549	152.221	152.315
Other glass products, made by flat glass producers.....	13	1107034	06/11	161.796	161.796	161.796	161.889	161.889
Flat glass (float, sheet, and plate process).....	13	1108	12/22	—	100.000	95.773	95.376	94.623
Flat glass (float, sheet, and plate process).....	13	110811	12/22	—	100.000	95.773	95.376	94.623
Other finished glassware.....	13	13	06/83	191.538	191.419	197.317	198.673	198.673
Pressed and blown glassware.....	13	1301	06/83	194.584	194.463	200.455	201.833	201.833
Machine-made pressed & blown table, kitchen, art, & novelty glassware.....	13	130116	12/11	149.103	149.103	154.633	154.633	154.633
All other machine-made pressed and blown glassware.....	13	130117	12/11	120.135	119.934	123.600	125.480	125.480
Handmade pressed and blown glassware.....	13	130118	12/11	120.091	120.561	120.599	121.235	121.235
Concrete ingredients and related products.....	13	2		376.609	377.512	395.633	400.072	400.450
Construction sand, gravel, and crushed stone.....	13	21		426.491	427.784	448.297	450.973	450.999
Construction sand, gravel and crushed stone.....	13	2101		426.491	427.784	448.297	450.973	450.999
Construction sand and gravel (run of pit/bank, washed, screened, etc.).....	13	210120	12/11	163.261	163.030	167.680	168.731	167.767
Construction sand and gravel, Northeast.....	13	2101201	12/12	169.497	169.497	179.088	179.088	179.088
Construction sand and gravel, Midwest.....	13	2101202	12/12	173.769	172.994	180.624	182.726	180.365
Construction sand and gravel, West.....	13	2101204	12/12	165.475	165.383	169.492	170.883	170.406
Crushed and broken stone.....	13	210121		416.504	418.602	442.521	445.103	446.311
Crushed and broken limestone.....	13	2101212	12/11	163.698	164.610	172.686	174.141	174.856
Crushed and broken granite.....	13	2101213	12/11	150.371	151.303	166.611	166.611	166.611
Bituminous limestone, sandstone, & other crushed & broken stone.....	13	2101219	12/11	139.497	139.646	145.549	145.810	145.810
Cement, hydraulic.....	13	22		309.939	310.125	325.054	333.173	334.249
Cement, hydraulic.....	13	2201		309.939	310.125	325.054	333.173	334.249
Cement, hydraulic.....	13	220161	06/89	303.341	303.523	318.134	326.080	327.133
Concrete products.....	13	3		345.657	348.523	355.374	357.201	359.969
Concrete block and brick.....	13	31		334.703	335.217	353.047	354.227	355.334
Structural concrete block.....	13	3111		346.810	347.593	367.177	371.386	370.882
Structural concrete block.....	13	311135	12/87	283.037	283.676	299.659	303.093	302.682
Structural concrete block, lightweight units (weighing less than 105 lb/cubic ft.) (dry weight).....	13	3111351	12/11	153.613	153.613	162.354	163.455	163.034
Structural concrete block, mediumweight units (weighing 105 - 124 lb/cubic ft.) (dry weight).....	13	3111352	12/11	155.848	156.470	170.291	170.501	170.501
Structural concrete block, normalweight units (weighing 125 lb or more/cubic ft.) (dry weight).....	13	3111353	12/11	145.478	146.224	152.373	155.540	155.425
Decorative concrete block.....	13	3121		291.626	291.965	308.954	308.954	310.499
Decorative concrete block (including screen, split, slump, shadowal block, etc.).....	13	312101		291.626	291.965	308.954	308.954	310.499
Concrete brick.....	13	3131		302.440	302.440	321.289	321.289	322.831
Concrete brick.....	13	313101		302.440	302.440	321.289	321.289	322.831
Concrete pavers.....	13	3141		285.592	285.853	298.515	298.515	300.025
Concrete pavers (including grid, interlocking, etc.).....	13	314101		285.592	285.853	298.515	298.515	300.025
Concrete pipe.....	13	32		332.572	342.896	348.890	349.950	352.595
Concrete pipe.....	13	3201		332.572	342.896	348.890	349.950	352.595

See footnotes at end of table.

Table 9. Producer price indexes for commodity and service groupings and individual items, not seasonally adjusted — Continued

[March 2023, Index base 1982=100, unless otherwise indicated]

Title	Commodity code		Other index base	Unadjusted index ¹				
	Group code	Item code		Nov. 2022	Dec. 2022 ^P	Jan. 2023 ^P	Feb. 2023 ^P	Mar. 2023 ^P
Concrete pipe.....	13	320108	12/86	290.413	299.428	304.662	305.588	307.897
Concrete storm sewer pipe.....	13	3201082	12/11	196.839	205.078	210.635	211.329	213.266
Concrete pipe, except concrete culvert and storm sewer pipe.....	13	3201083	12/11	148.225	152.306	152.306	152.584	152.584
Ready-mix concrete.....	13	33		340.875	344.153	350.096	352.471	354.946
Ready-mix concrete.....	13	3301		340.875	344.153	350.096	352.471	354.946
Ready-mix concrete.....	13	330101		340.875	344.153	350.096	352.471	354.946
Northeast region ready-mix concrete.....	13	330101A	12/12	151.117	152.735	151.195	157.558	160.312
Midwest region ready-mix concrete.....	13	330101B	12/12	148.402	151.083	158.112	158.112	158.112
South region ready-mix concrete.....	13	330101C	12/12	154.128	155.442	158.056	158.694	160.140
West region ready-mix concrete.....	13	330101D	12/12	170.403	170.913	171.696	172.374	173.342
Precast concrete products.....	13	34		365.142	366.587	372.529	373.760	378.637
Precast concrete products.....	13	3401		365.142	366.587	372.529	373.760	378.637
Precast concrete products.....	13	340106	12/86	322.132	323.407	328.649	329.735	334.037
Precast concrete slabs and tile, roof and floor units.....	13	3401061	12/11	163.076	163.199	163.359	168.295	168.295
Precast concrete architectural wall panels.....	13	3401062	12/11	178.490	178.922	182.257	182.257	182.284
Burial vaults and boxes, precast concrete.....	13	3401063	12/11	153.566	153.566	161.218	161.218	161.218
Precast concrete products (excl burial vaults and boxes, slabs and tile, and arch. wall panels).....	13	3401064	12/11	164.553	165.545	167.986	168.228	171.231
Prestressed concrete products.....	13	35		353.637	353.505	354.305	353.137	353.626
Prestressed concrete products.....	13	3501		353.637	353.505	354.305	353.137	353.626
Prestressed concrete products.....	13	350107	12/86	360.885	360.750	361.567	360.375	360.874
Prestressed concrete bridge beams and solid and hollow cored slabs and panels.....	13	3501071	12/07	248.764	248.468	249.133	249.076	248.066
Prestressed concrete bridge beams.....	13	35010711	12/07	206.011	205.533	205.580	204.739	204.109
Prestressed concrete solid and hollow cored slabs and panels.....	13	35010712	12/07	294.187	294.258	296.831	299.579	297.658
Prestressed concrete products (excl bridge beams and solid and hollow cored slabs and panels).....	13	3501072	12/07	127.440	127.554	127.780	126.893	127.895
Clay construction products ex. refractories.....	13	4		219.016	221.495	224.053	226.679	229.087
Brick and structural clay tile.....	13	42	12/84	240.600	240.847	243.037	251.401	253.412
Building or common brick.....	13	4201	12/84	237.833	237.833	239.925	248.280	250.225
Building or common brick.....	13	420101	12/84	237.833	237.833	239.925	248.280	250.225
Glazed brick and other brick (paving, floor, and sewer).....	13	4202	12/84	274.844	281.431	291.240	291.240	297.638
Glazed brick and other brick (paving, floor, and sewer).....	13	420201	12/84	274.844	281.431	291.240	291.240	297.638
Clay floor and wall tile, glazed and unglazed.....	13	44		132.864	136.133	138.295	136.513	137.579
Clay floor and wall tile, glazed and unglazed (including quarry tile and ceramic mosaic tile).....	13	4401		132.864	136.133	138.295	136.513	137.579
Clay floor and wall tile, glazed and unglazed (including quarry tile and ceramic mosaic tile).....	13	440131		132.865	136.134	138.296	136.514	137.580
Structural clay products, n.e.c.....	13	45		332.338	333.970	333.970	333.970	353.091
Structural clay products, n.e.c.....	13	4501		332.338	333.970	333.970	333.970	353.091
All other structural clay products, excluding clay refractories.....	13	450199	12/85	281.533	283.355	283.355	283.355	303.361
Refractories.....	13	5		334.413	339.849	345.724	346.867	345.830
Clay refractories.....	13	52		372.831	383.325	389.605	389.605	389.605
Clay refractories.....	13	5201		372.831	383.325	389.605	389.605	389.605
Clay refractories.....	13	520181	12/04	209.410	215.305	218.832	218.832	218.832
Nonclay refractories.....	13	53		301.233	303.593	309.624	313.546	309.988
Nonclay refractories (excluding dead-burned magnesia).....	13	5301		301.233	303.593	309.624	313.546	309.988
Nonclay refractories (excluding dead-burned magnesia).....	13	530112	12/04	197.592	199.140	203.096	205.669	203.335
Asphalt felts and coatings.....	13	6		330.591	331.697	323.856	323.223	323.776
Prepared asphalt and tar roofing and siding products.....	13	61		336.978	338.243	327.803	326.966	327.421
Prepared asphalt and tar roofing and siding products.....	13	6101		336.978	338.243	327.803	326.966	327.421
Prepared asphalt and tar roofing and siding products.....	13	610131	12/03	306.455	307.606	298.112	297.350	297.764
Asphalt smooth-surfaced roll roofing and cap sheets, organic and fiberglass base.....	13	6101311	12/12	136.191	136.561	133.928	134.428	145.777
Asphalt mineral-surfaced roll roofing and cap sheets, organic and fiberglass base.....	13	6101312	12/11	169.895	169.361	169.954	170.926	170.926
Other prepared asphalt and tar products for roofing and siding.....	13	6101317	12/11	128.012	127.871	128.743	129.129	129.152
Roofing asphalts, pitches, coatings, and cement.....	13	62		260.395	260.395	263.987	264.254	265.126
Roofing asphalts, pitches, coatings, and cement.....	13	6201		260.395	260.395	263.987	264.254	265.126
Roofing asphalts, pitches, coatings, and cement.....	13	620121	06/84	246.651	246.651	250.053	250.306	251.133
Gypsum products.....	13	7		463.006	462.364	462.242	463.979	463.407
Gypsum products.....	13	71		463.006	462.364	462.242	463.979	463.407
Gypsum products.....	13	7101		463.006	462.364	462.242	463.979	463.407
Gypsum building materials.....	13	710102	12/93	355.482	354.903	354.791	356.385	355.860
Other gypsum products.....	13	710116	12/99	245.245	245.245	245.245	245.245	245.245

See footnotes at end of table.

Table 9. Producer price indexes for commodity and service groupings and individual items, not seasonally adjusted — Continued
 [March 2023, Index base 1982=100, unless otherwise indicated]

Title	Commodity code		Other index base	Unadjusted index ¹				
	Group code	Item code		Nov. 2022	Dec. 2022 ^P	Jan. 2023 ^P	Feb. 2023 ^P	Mar. 2023 ^P
Glass containers.....	13	8		257.393	257.393	280.048	279.245	279.245
Glass containers.....	13	81		257.393	257.393	280.048	279.245	279.245
Glass containers (including value of packaging).....	13	8101		257.393	257.393	280.048	279.245	279.245
Glass containers (including value of packaging).....	13	810104	06/95	196.859	196.859	214.186	213.572	213.572
Other nonmetallic minerals.....	13	9		309.481	308.369	319.394	323.535	323.982
Insulation materials.....	13	92		263.014	263.395	264.647	268.050	268.573
Mineral wool for thermal and acoustical envelope insulation.....	13	9201		260.475	261.362	260.231	262.768	263.338
Mineral wool for thermal and acoustical envelope insulation.....	13	920105	06/07	198.476	199.153	198.290	200.224	200.658
Mineral wool for industrial, equipment, and appliance insulation.....	13	9202		224.428	223.612	227.745	231.719	232.098
Mineral wool for industrial, equipment, and appliance insulation.....	13	920201		224.428	223.612	227.745	231.719	232.098
Paving mixtures and blocks.....	13	94		389.029	381.057	408.313	417.446	417.024
Paving mixtures and blocks.....	13	9401		389.029	381.057	408.313	417.446	417.024
Paving mixtures and blocks.....	13	940113	12/03	274.463	268.839	288.068	294.511	294.213
Emulsified asphalt, including liquid additives.....	13	940113A	12/09	153.406	151.211	150.934	150.911	151.646
Other liquid asphalt and tar paving materials, including cut-backs....	13	940113B	12/09	204.008	196.055	193.444	193.075	192.369
Asphalt and tar paving mixtures (excluding liquid).....	13	940113C	12/09	138.988	135.878	160.766	168.981	167.794
Cut stone and stone products.....	13	95	12/84	230.982	230.982	230.982	235.173	235.173
Cut stone and stone products.....	13	9501	12/84	230.982	230.982	230.982	235.173	235.173
Dressed dimension granite (including gneiss, syenite, diorite, and cut granite).....	13	950111	12/84	227.165	227.165	227.165	234.142	234.142
Dressed dimension limestone (including dolomite, travertine, calcareous, tufa, & cut limestone).....	13	950121	12/84	208.310	208.310	—	208.310	—
Dressed dimension marble and other stone.....	13	950151	12/04	154.479	154.479	154.479	154.766	154.766
Gaskets, packing, and sealing devices.....	13	98	12/85	235.009	237.340	243.025	243.025	243.452
Gaskets and gasketing material.....	13	9801	12/85	259.963	261.371	266.567	266.567	267.342
Nonmetallic gaskets and gasketing.....	13	980111	12/90	231.153	233.576	241.521	241.521	242.764
Metallic gaskets and machined seals.....	13	980112	12/90	207.087	207.087	207.523	207.523	207.523
Packing and sealing.....	13	9802	12/85	217.103	220.346	226.996	226.996	227.000
Compression packing.....	13	980211	12/90	250.897	250.897	259.095	259.095	259.095
Molded packing and sealing devices.....	13	980212	12/90	190.558	192.106	194.111	194.111	194.119
Rotary oil seals.....	13	980214	12/90	167.705	180.362	186.365	186.365	186.365
Nonmetallic minerals and products, n.e.c.....	13	99	06/82	287.118	288.151	295.989	297.099	298.630
Clay and stone mining and quarrying.....	13	9902	06/84	294.664	296.741	303.253	305.254	308.014
Ground or treated minerals and earths.....	13	990209	06/85	290.456	291.575	296.371	296.166	295.463
Treated lightweight aggregate and crushed slag, minerals and earths.....	13	9902094	12/14	149.651	149.651	155.156	155.156	155.156
Other minerals and earths, treated.....	13	9902096	12/14	86.076	86.900	86.976	87.162	86.680
Dimension stone mining and quarrying.....	13	990211	06/85	261.744	261.744	284.989	289.351	289.351
Clay, excluding kaolin and ball clay.....	13	990214	06/90	223.492	223.401	225.363	234.673	234.045
Bentonite.....	13	990214C	12/07	153.391	153.391	156.491	156.491	156.491
All other nonmetallic minerals, including talc and gypsum.....	13	990299	06/85	348.588	358.819	366.717	366.717	396.667
All other nonmetallic mineral products.....	13	9903	12/85	227.551	227.649	235.435	235.435	235.435
Dry-mixed concrete materials (prepackaged sand, gravel, mortar, and cement premixes).....	13	990312	12/11	146.276	146.276	—	—	—
Other nonmetallic mineral products.....	13	990319	12/11	110.118	110.305	114.480	114.480	114.480
Transportation equipment.....	14	—		200.657	201.166	202.012	202.314	202.803
Motor vehicles and equipment.....	14	1		167.907	168.308	168.872	168.799	169.117
Motor vehicles.....	14	11		170.114	170.718	171.268	171.281	171.272
Passenger cars and chassis.....	14	1101		142.542	142.577	143.171	143.204	142.324
Passenger cars and chassis.....	14	110131	06/82	142.251	142.285	142.879	142.911	142.033
Motorcycles, including three-wheel motorbikes, motorscooters, mopeds, and parts.....	14	1104		197.365	197.722	198.498	198.498	203.065
Motorcycles, including three-wheel motorbikes, motorscooters, mopeds, and parts.....	14	110401		212.572	212.956	213.793	213.793	218.711
Trucks, truck tractors, & bus chassis 14,000 lb or less, incl. minivans & suvs.....	14	1105		197.129	198.465	199.113	199.101	199.243
Trucks, truck tractors, & bus chassis 14,000 lb or less, incl. minivans & suvs.....	14	110571	12/82	189.668	190.953	191.576	191.565	191.701
Trucks, over 14,000 lbs GVW.....	14	1106		243.355	243.373	243.595	243.835	243.845
Trucks, over 14,000 lbs GVW.....	14	110684	12/05	146.906	146.917	147.051	147.196	147.202
Truck, truck tractors, and bus chassis (chassis of own manufacture) 14,001 to 33,000 lbs.....	14	1106841	06/11	117.234	117.234	117.682	118.234	118.234
Buses, including military and firefighting vehicles (chassis of own manufacture).....	14	1106843	06/11	140.546	140.596	140.654	140.669	140.685
Motor vehicles parts.....	14	12		139.411	139.557	140.162	139.907	140.283
Motor vehicles parts.....	14	1205	12/03	124.927	125.058	125.600	125.372	125.709
Gasoline engines and engine parts, excl. carburetors, pistons, and valves.....	14	120501	12/03	133.831	133.853	133.491	133.357	133.574

See footnotes at end of table.

Table 9. Producer price indexes for commodity and service groupings and individual items, not seasonally adjusted — Continued

[March 2023, Index base 1982=100, unless otherwise indicated]

Title	Commodity code		Other index base	Unadjusted index ¹				
	Group code	Item code		Nov. 2022	Dec. 2022 ^P	Jan. 2023 ^P	Feb. 2023 ^P	Mar. 2023 ^P
Motor vehicle steering and suspension parts.....	14	120502	12/03	111.846	112.452	110.089	110.082	111.358
Motor vehicle transmission and power train.....	14	120503	12/03	121.519	121.509	122.080	122.143	122.488
Motor vehicle drive train components, except wheels and brakes, new.....	14	1205031	12/11	112.399	112.390	112.924	112.984	113.320
Motor vehicle transmissions except auxiliary and parts, new.....	14	12050310	06/12	109.202	109.202	113.290	113.851	113.851
Parts for manual and automatic transmissions, new.....	14	12050313	12/11	124.507	124.472	125.299	124.743	124.556
Other motor vehicle drive train components, except wheels and brakes, new.....	14	12050315	12/11	101.355	101.323	100.928	100.762	102.347
Motor vehicle drive train components, rebuilt.....	14	1205033	12/11	129.801	129.801	130.292	130.292	130.292
Motor vehicle brake systems.....	14	120504	12/03	141.713	141.317	143.449	143.418	143.490
Motor vehicle brake parts and assemblies, new.....	14	1205041	12/11	129.991	129.600	130.349	130.319	130.390
Motor vehicle drum brake assemblies and parts, new.....	14	1205041A	12/11	167.154	164.761	163.546	163.546	163.556
Other motor vehicle brake parts and assemblies, new.....	14	1205041B	12/11	117.273	117.333	118.210	118.147	118.291
Motor vehicle disc brake assemblies and parts, new.....	14	1205041C	12/11	127.525	127.454	129.790	129.790	129.790
Filters for internal combustion engines and motor vehicles.....	14	120505	12/03	160.162	160.162	160.162	160.162	160.162
Other motor vehicle parts.....	14	120508	12/03	112.452	113.050	115.503	115.759	116.555
Vehicle seating and interior trim.....	14	120511	06/04	114.164	114.328	115.010	114.752	114.778
Automobile trimmings.....	14	1205111	06/09	92.850	92.898	93.261	92.425	92.425
Seats for public conveyance and aircraft.....	14	1205113	06/09	118.602	118.864	119.610	119.907	119.971
Motor vehicle air conditioning systems and compressors.....	14	120512	12/11	102.155	102.155	102.155	101.489	101.469
Carburetors, pistons, piston rings, and valves.....	14	120513	12/03	203.616	203.616	205.242	208.166	208.507
Motor vehicle electrical and electronic equipment.....	14	120514	12/03	139.286	139.254	139.832	139.964	140.089
Vehicular lighting equipment.....	14	1205141	12/03	151.083	150.886	152.246	152.700	153.247
Other motor vehicle electrical and electronic equipment.....	14	1205142	12/03	141.396	141.396	141.802	141.860	141.885
Battery charging alternators, generators, and regulators.....	14	12051422	06/00	106.513	106.513	106.631	106.764	106.876
Parts for electrical and electronic engine equipment.....	14	12051424	06/00	96.684	96.684	96.393	96.393	96.395
All other miscellaneous non-engine electrical and electronic equipment.....	14	12051425	12/03	118.100	118.100	118.800	118.800	118.816
All other miscellaneous complete engine electrical equipment, including spark plugs.....	14	12051426	06/00	109.069	109.069	108.863	109.054	109.054
Truck and bus bodies.....	14	13	12/82	329.581	329.801	333.239	336.658	344.059
Truck and bus bodies sold separately.....	14	1301	12/82	333.809	333.840	338.859	343.366	353.477
Other truck and vehicle bodies, sold separately.....	14	13015	12/08	150.202	150.216	152.474	153.474	157.993
Dump truck bodies, sold separately.....	14	130151	12/08	186.699	186.699	186.699	184.235	175.035
All other truck and vehicle bodies, sold separately.....	14	130152	12/08	144.476	144.476	147.832	150.024	159.511
Service truck bodies, sold separately.....	14	130153	09/15	138.311	138.387	138.393	138.603	138.607
Complete vehicles on purchased chassis.....	14	1302	12/82	324.360	324.776	324.209	324.886	325.447
Buses and firefighting vehicles, complete, produced on purchased chassis.....	14	13027	12/08	127.470	127.993	127.993	128.144	128.298
Buses and firefighting vehicles, complete, produced on purchased chassis.....	14	130275	12/08	127.470	127.993	127.993	128.144	128.298
Other trucks and vehicles, complete, produced on purchased chassis.....	14	13029	12/08	159.265	159.364	—	—	—
Other trucks and vehicles, complete, produced on purchased chassis, except upfitting trucks.....	14	130294	09/15	141.601	141.711	140.794	141.663	142.339
Truck trailers.....	14	14	12/86	336.256	336.545	332.333	330.293	330.272
Truck trailers.....	14	1406	12/86	325.974	326.255	322.171	320.194	320.173
Truck trailers and chassis, axle rating 10,000 lb or more.....	14	140602	12/86	317.303	317.628	313.294	311.270	311.249
Truck trailers and chassis, axle rating less than 10,000 lb.....	14	140603	12/11	212.521	212.488	212.354	211.760	211.760
Motor homes, built on purchased chassis.....	14	15	06/84	215.238	215.238	215.238	216.308	216.308
Motor homes, built on purchased chassis.....	14	1501	06/84	215.238	215.238	215.238	216.308	216.308
Motor homes, built on purchased chassis.....	14	150101	06/84	215.238	215.238	215.238	216.308	216.308
Travel trailers and campers.....	14	16	06/84	297.274	297.274	297.274	297.274	297.438
Travel trailers.....	14	1601	06/84	284.418	284.418	284.418	284.418	284.557
Travel trailers.....	14	160101	06/84	284.418	284.418	284.418	284.418	284.557
Conventional travel trailers.....	14	1601016	12/11	168.729	168.729	168.729	168.729	168.861
Camping trailers, campers, pick-up covers, and parts.....	14	1602	06/84	336.246	336.246	336.246	336.246	336.518
Camping trailers, campers, pick-up covers, and parts.....	14	160201	06/84	336.246	336.246	336.246	336.246	336.518
Other parts and components, excluding appliances and furnishings.....	14	1602013	12/11	196.082	196.082	196.082	196.082	196.082
Truck campers, caps, box covers, and fold-down camping trailers.....	14	1602014	06/14	145.276	145.276	145.276	145.276	145.630
Aircraft and aircraft equipment.....	14	2	12/85	297.779	298.741	300.488	302.598	303.862
Aircraft.....	14	21	12/85	331.579	332.957	334.534	336.194	338.063
Civilian aircraft.....	14	2102	12/85	318.471	320.443	322.581	324.832	327.368
Civilian aircraft.....	14	210206	12/03	172.440	173.507	174.665	175.884	177.257
Military aircraft.....	14	2104	06/13	104.610	104.610	104.610	104.610	104.610
Military aircraft.....	14	210401	06/13	104.610	104.610	104.610	104.610	104.610
Aircraft engine and engine parts.....	14	23	12/85	246.083	247.147	248.833	249.237	249.360
Aircraft engine and engine parts.....	14	2301	12/85	246.083	247.147	248.833	249.237	249.360
Aircraft engine and engine parts.....	14	230101	12/85	246.083	247.147	248.833	249.237	249.360

See footnotes at end of table.

Table 9. Producer price indexes for commodity and service groupings and individual items, not seasonally adjusted — Continued

[March 2023, Index base 1982=100, unless otherwise indicated]

Title	Commodity code		Other index base	Unadjusted index ¹				
	Group code	Item code		Nov. 2022	Dec. 2022 ^P	Jan. 2023 ^P	Feb. 2023 ^P	Mar. 2023 ^P
Aeronautical services on aircraft engines.....	14	2301015	12/11	140.649	140.649	145.030	145.030	145.030
Aircraft engine parts and accessories.....	14	2301017	12/11	115.382	116.330	116.702	116.903	117.005
Parts and accessories for military aircraft engines.....	14	23010175	12/11	123.886	123.886	123.927	124.548	124.791
Parts and accessories for civilian aircraft engines.....	14	23010177	12/11	113.583	114.735	115.266	115.276	115.314
Other aircraft parts and equipment.....	14	25	06/85	200.409	200.380	202.120	205.953	206.565
Other aircraft parts and equipment.....	14	2501	06/85	200.409	200.380	202.120	205.953	206.565
Aircraft propellers and helicopter rotors.....	14	250102	06/08	160.839	160.983	161.229	161.229	161.229
Aircraft parts and auxiliary equipment.....	14	250103	06/08	119.708	119.674	120.788	123.271	123.668
Aircraft landing gear for civilian and military aircraft.....	14	2501032	06/08	168.615	168.615	186.970	186.970	186.970
Other aircraft subassemblies and parts for military aircraft.....	14	2501033	06/08	124.017	124.132	124.516	124.516	124.716
Other aircraft subassemblies and parts for civilian aircraft.....	14	2501034	06/08	110.573	110.455	111.072	113.956	114.388
Ships and boats.....	14	3		300.267	301.192	302.113	301.546	302.030
Ships.....	14	31	12/85	245.856	246.651	247.274	246.055	246.540
Military self-propelled ships, new construction.....	14	3102	06/96	148.290	148.406	148.927	148.071	148.071
Military self-propelled ships, new construction.....	14	310201	06/96	148.290	148.406	148.927	148.071	148.071
Nonmilitary self-propelled ships, new construction.....	14	3103	06/96	263.864	261.961	261.961	261.961	265.583
Nonmilitary self-propelled ships, new construction.....	14	310301	12/85	402.737	399.833	399.833	399.833	405.361
Boats.....	14	32		345.112	346.070	347.366	348.092	348.487
Outboard motorboats, including commercial and military (except sailboats and lifeboats).....	14	3201		395.774	396.958	397.442	398.116	398.544
Outboard motorboats, wood or metal, incl. comm. and military (exc. sailboats and lifeboats).....	14	320107	06/11	173.046	173.376	173.705	174.034	174.371
Outboard motorboats, plastics/fiberglass, incl. comm. and mil. (exc. sailboats and lifeboats).....	14	320108	06/11	165.904	166.562	166.703	166.968	167.069
Inboard motorboats, including commercial and military (except sailboats and lifeboats).....	14	3202		348.289	350.195	347.585	349.665	351.267
Inboard cabin cruisers, including commercial and military (except sailboats and lifeboats).....	14	320206	12/03	175.625	177.738	177.738	179.224	180.369
Other inboard motorboats, including commercial and military (except sailboats and lifeboats).....	14	320207	06/11	153.633	153.633	149.682	149.682	149.682
Inboard-outdrive boats, including commercial and military (except sailboats and lifeboats).....	14	3203		282.969	282.969	282.969	284.154	284.154
All other inboard-outdrive boats, incl. comm. and military (except sailboats and lifeboats).....	14	320310	12/03	162.012	162.012	162.012	162.690	162.690
All other boats (excluding military and commercial).....	14	3204		268.537	268.537	286.537	286.537	286.537
All other boats (excluding military and commercial).....	14	320406	12/03	152.108	152.108	162.304	162.304	162.304
Railroad equipment.....	14	4		212.664	212.744	212.860	213.262	213.731
Railroad cars and locomotives.....	14	44	05/22	100.054	100.054	100.054	100.054	—
Railroad cars and locomotives.....	14	4401	05/22	100.054	100.054	100.054	100.054	—
Railroad cars.....	14	440102	12/01	167.624	167.624	167.624	—	—
Railway maintenance of way equipment and parts.....	14	45	05/22	104.544	104.766	104.963	105.641	106.431
Railway maintenance of way equipment and parts.....	14	4501		209.736	210.181	210.577	211.936	213.521
Air brake and other brake equipment.....	14	450101	12/03	104.719	104.719	105.525	107.100	—
Railway maintenance of way & all other railroad and streetcar equipment, parts and accessories.....	14	450102	12/03	158.384	158.763	158.656	159.087	160.808
Transportation equipment, n.e.c.....	14	9	06/85	202.318	201.965	206.369	206.156	205.676
Transportation equipment, n.e.c.....	14	91	06/85	202.318	201.965	206.369	206.156	205.676
Other transportation equipment, incl. golf carts, vehicle trailers, and all-terrain vehicles.....	14	9111	06/85	202.318	201.965	206.369	206.156	205.676
Automobile and light truck trailers.....	14	911104	12/92	271.554	270.022	270.016	269.130	267.206
All other miscellaneous transportation equipment, including all-terrain vehicles.....	14	911105	06/85	156.042	156.062	162.371	162.383	162.384
All-terrain vehicles and parts.....	14	9111051	06/08	110.177	110.086	117.469	117.499	117.500
All other miscellaneous transportation equipment and parts.....	14	9111052	06/08	119.198	119.479	122.789	122.787	122.787
Miscellaneous products.....	15	—		328.952	329.732	333.476	335.060	336.127
Toys, sporting goods, small arms, etc.....	15	1		203.635	206.098	207.764	209.268	209.268
Toys, games, and children's vehicles.....	15	11		178.215	178.215	180.096	180.096	180.096
Toys, games, and children's vehicles.....	15	1101		178.215	178.215	180.096	180.096	180.096
Nonelectronic games and puzzles (excl. toys), and electronic toys (incl. parts).....	15	110152	06/85	148.512	148.512	148.512	148.512	148.512
Nonelectronic games and puzzles, including parts.....	15	1101521	12/07	118.500	118.500	118.500	118.500	118.500
Other nonelectronic toys, including parts.....	15	110154	06/85	198.735	198.735	204.998	204.998	204.998
Models, science & craft kits/supply, & collectors' miniatures.....	15	110155	06/85	272.670	272.670	274.043	274.043	274.043
Sporting and athletic goods.....	15	12		196.247	200.263	201.719	204.212	204.212
Sporting and athletic goods.....	15	1201		196.247	200.263	201.719	204.212	204.212
Golf equipment, excluding apparel and shoes.....	15	120127	12/85	151.941	160.163	160.855	167.702	167.702
Bicycles, adult tricycles, unicycles and parts.....	15	120182	12/84	175.404	175.479	175.479	175.479	175.479
Playground equipment.....	15	120185	12/98	358.074	358.074	365.963	365.963	365.963

See footnotes at end of table.

Table 9. Producer price indexes for commodity and service groupings and individual items, not seasonally adjusted — Continued

[March 2023, Index base 1982=100, unless otherwise indicated]

Title	Commodity code		Other index base	Unadjusted index ¹				
	Group code	Item code		Nov. 2022	Dec. 2022 ^P	Jan. 2023 ^P	Feb. 2023 ^P	Mar. 2023 ^P
Gymnasium and exercise equipment.....	15	120192	12/98	152.108	152.108	152.077	152.072	152.072
Other sporting and athletic goods.....	15	120193	12/85	172.613	172.613	174.726	175.709	175.709
Small arms and ammunition.....	15	13		312.165	312.165	314.967	314.967	314.967
Small arms.....	15	1301		255.912	255.912	256.574	256.574	256.574
Single barrel shotguns, other small firearms n.e.c., and parts & attachments for small arms.....	15	130128	06/13	106.027	106.027	106.563	106.563	106.563
Small arms ammunition.....	15	1302		416.816	416.816	425.336	425.336	425.336
Small arms cartridges and shells.....	15	130281	06/02	289.284	289.284	296.452	296.452	296.452
Tobacco products, incl. stemmed & redried.....	15	2		1,179.949	1,180.004	1,197.741	1,220.680	1,221.066
Cigarettes, excluding electronic.....	15	21		1,484.757	1,484.757	1,510.574	1,542.510	1,542.510
Cigarettes, excluding electronic.....	15	2101		1,484.757	1,484.757	1,510.574	1,542.510	1,542.510
Cigarettes, excluding electronic.....	15	210105	12/04	285.349	285.349	290.310	296.448	296.448
Stemmed and redried tobacco.....	15	24	06/84	108.205	108.205	108.574	108.574	108.574
Stemmed and redried tobacco.....	15	2402	06/84	106.781	106.781	107.145	107.145	107.145
Stemmed and redried tobacco.....	15	240208	06/99	117.087	117.087	117.487	117.487	117.487
Tobacco, unstemmed leaf, redried before packing.....	15	2402081	12/11	109.560	109.560	109.904	109.904	109.904
Tobacco, stemmed.....	15	2402084	12/11	101.681	101.681	102.062	102.062	102.062
Other tobacco products.....	15	25	12/05	208.307	208.377	208.800	210.828	211.348
Other tobacco products.....	15	2501	12/05	208.307	208.377	208.800	210.828	211.348
Other tobacco products.....	15	250101	12/05	208.307	208.377	208.800	210.828	211.348
Cigars.....	15	2501011	12/11	124.280	124.280	124.305	124.305	124.305
Chewing and smoking tobacco.....	15	2501014	12/11	182.971	183.046	183.516	185.810	186.398
Notions.....	15	3		256.408	257.052	257.117	257.117	257.117
Fasteners, zippers, buttons, needles, pins, and buckles.....	15	32		262.439	263.098	263.164	263.164	263.164
Fasteners, zippers, buttons, needles, pins, and buckles.....	15	3201		262.439	263.098	263.164	263.164	263.164
Fasteners, zippers, buttons, needles, pins, and buckles (except precious metal).....	15	320100		262.439	263.098	263.164	263.164	263.164
Photographic equipment and supplies.....	15	4		160.919	159.447	166.025	162.946	166.086
Photographic supplies.....	15	42		188.227	185.954	195.901	191.245	195.994
Photographic supplies.....	15	4206	12/83	184.873	182.640	192.410	187.837	192.501
Photographic supplies.....	15	420601	12/83	184.873	182.640	192.410	187.837	192.501
Prepared photographic chemicals.....	15	4206011	12/07	104.276	103.670	105.026	105.369	106.219
Photographic sensitized film, plates, paper, & cloth.....	15	4206012	12/07	170.616	168.230	180.066	173.864	179.376
Photographic sensitized film, plates, paper, & cloth, silver-halide-type (excl X-ray).....	15	42060121	12/07	167.925	163.193	176.916	169.651	176.108
Photographic sensitized film, plates, paper & cloth, other than silver-halide-type (incl X-ray).....	15	42060122	12/07	163.293	163.884	164.567	164.567	164.567
Mobile homes.....	15	5		493.024	492.852	486.242	483.087	483.437
Manufactured homes (mobile homes), all sizes (incl. multisection).....	15	53		505.712	505.535	498.755	495.519	495.878
Manufactured mobile homes and nonresidential mobile buildings.....	15	5303	12/86	473.721	473.556	467.205	464.173	464.510
Manufactured homes (mobile homes), all width sizes (incl. multisection).....	15	530301	12/86	473.721	473.556	467.205	464.173	464.510
Medical, surgical & personal aid devices.....	15	6		195.602	196.288	198.412	198.417	199.731
Surgical and medical instruments.....	15	62	06/82	148.468	148.747	150.629	150.484	151.699
Surgical and medical instruments.....	15	6201	06/82	148.468	148.747	150.629	150.484	151.699
Surgical and medical instruments.....	15	620103	06/05	109.963	110.170	111.564	111.456	112.356
Surgical and medical catheters.....	15	6201031	12/11	92.404	92.766	92.693	92.574	92.996
Orthopedic and surgical instruments.....	15	6201033	06/12	114.251	114.373	114.792	114.859	117.462
Other surgical and medical apparatus and instruments, excluding parts.....	15	6201037	06/12	101.245	101.667	104.943	104.635	104.635
Parts for surgical and medical apparatus and instruments.....	15	6201038	06/12	111.569	111.569	112.899	112.899	114.370
Medical and surgical appliances and supplies.....	15	63	06/83	226.826	227.046	229.839	229.833	231.454
Medical and surgical appliances and supplies.....	15	6301	06/83	226.826	227.046	229.839	229.833	231.454
Medical and surgical appliances and supplies.....	15	630104	12/03	125.404	125.525	127.070	127.066	127.963
Artificial joints and limbs.....	15	6301041	12/11	—	—	107.488	106.480	107.940
Other orthopedic and prosthetic appliances.....	15	6301042	12/11	99.106	99.106	99.894	99.894	101.488
All other surgical and medical items.....	15	6301044	12/11	120.660	120.807	122.567	122.775	123.342
Ophthalmic goods.....	15	64	12/83	165.254	167.236	167.236	168.422	168.422
Ophthalmic goods.....	15	6401	12/83	165.254	167.236	167.236	168.422	168.422
Dental equipment and supplies.....	15	65	06/85	399.298	405.897	—	—	—
Dental equipment and supplies.....	15	6501	06/85	399.298	405.897	—	—	—
Dental equipment and supplies.....	15	650107	12/05	204.179	207.553	—	—	—
Professional dental equipment and supplies.....	15	6501071	12/07	149.416	151.886	—	—	—
Professional dental equipment.....	15	65010711	12/07	153.463	159.162	—	—	—
Professional dental supplies.....	15	65010712	12/07	144.236	144.236	—	—	—

See footnotes at end of table.

Table 9. Producer price indexes for commodity and service groupings and individual items, not seasonally adjusted — Continued

[March 2023, Index base 1982=100, unless otherwise indicated]

Title	Commodity code		Other index base	Unadjusted index ¹				
	Group code	Item code		Nov. 2022	Dec. 2022 ^P	Jan. 2023 ^P	Feb. 2023 ^P	Mar. 2023 ^P
Other industrial safety equipment.....	15	7		324.988	324.988	325.628	325.838	327.792
Personal safety equipment and clothing.....	15	71		324.987	324.987	325.628	325.838	327.792
Personal safety equipment and clothing.....	15	7108	06/04	152.221	152.221	152.521	152.620	153.535
Personal safety equipment and clothing.....	15	710802	06/04	152.221	152.221	152.521	152.620	153.535
Other miscellaneous products.....	15	9		246.065	246.564	248.710	248.172	248.385
Burial caskets.....	15	91		506.614	506.614	524.050	524.050	524.050
Burial caskets.....	15	9101		506.614	506.614	524.050	524.050	524.050
Burial caskets.....	15	910109	12/04	232.166	232.166	240.157	240.157	240.157
Metal burial caskets & coffins, completely lined & trimmed, adult sizes.....	15	9101091	12/11	167.766	167.766	167.766	167.766	167.766
Musical instruments.....	15	93		287.760	284.856	285.634	286.892	286.892
Musical instruments.....	15	9301		287.760	284.856	285.634	286.892	286.892
Nonelectronic pianos, organs, and nonelectronic piano and organ parts, excluding benches.....	15	930113	12/09	163.881	163.881	163.881	163.881	163.881
Other musical instruments and parts.....	15	930117	06/85	268.780	265.643	266.472	267.812	267.812
Other nonelectronic musical instruments.....	15	9301172	12/09	137.236	137.236	137.716	137.716	137.716
Other musical instrument parts & accessories, sold separately, excl. benches & instrument cases.....	15	9301173	12/09	137.189	137.189	138.295	–	–
Jewelry and jewelry products.....	15	94		256.480	258.635	263.133	260.757	261.796
Jewelry (gold and platinum) and silverware.....	15	9402		283.311	285.401	290.216	284.066	286.563
Jewelry, gold and platinum.....	15	940222	12/11	119.962	120.847	122.886	120.282	121.340
Costume jewelry and novelties.....	15	9404		224.311	224.311	233.542	235.634	235.634
Costume jewelry and novelties.....	15	940415	12/03	154.262	154.262	160.609	162.049	162.049
All other jewelry and personal goods (excluding costume).....	15	9407	06/07	154.307	155.256	155.706	156.216	155.509
All other jewelry and personal goods (excluding costume).....	15	940714	06/07	154.307	155.256	155.706	156.216	155.509
Jewelers' material and lapidary work.....	15	9408	12/08	161.924	165.675	166.230	167.114	167.114
Pens, pencils, and marking devices.....	15	95		217.957	217.957	220.813	223.012	223.514
Pens, markers, mechanical pencils, and associated parts.....	15	9502	12/85	204.920	204.920	204.920	209.118	–
Pens, markers, mechanical pencils, and associated parts.....	15	950210	12/85	204.920	204.920	204.920	209.118	–
Lead pencils, art goods, office supplies and small office equipment, excluding paper.....	15	9503	12/85	209.155	209.155	212.785	214.531	214.531
Lead pencils, art goods, office supplies and small office equipment, excluding paper.....	15	950307	12/85	209.155	209.155	212.785	214.531	214.531
Marking devices.....	15	9504	12/85	187.282	187.282	190.957	191.022	192.661
Marking devices.....	15	950406	12/05	131.311	131.311	133.888	133.933	135.083
Brooms and brushes.....	15	97		223.153	223.153	224.660	226.788	226.788
Brooms, brushes and mops.....	15	9705	12/85	213.631	213.631	215.073	217.111	217.111
Brooms, mops, and dusters.....	15	970501	12/85	248.139	248.139	249.205	249.362	249.362
Brooms.....	15	9705011	12/11	136.349	136.349	137.617	137.804	137.804
Mops and dusters, including refills.....	15	9705012	12/11	129.345	129.345	129.345	129.345	129.345
Paint and varnish brushes and rollers.....	15	970502	12/85	180.790	180.790	184.057	186.638	186.638
Paint and varnish brushes.....	15	9705021	12/11	118.097	118.097	122.589	123.894	123.894
Paint holders, pads, roller frames, and rollers.....	15	9705022	12/11	110.448	110.448	110.540	112.425	112.425
Other brushes, excl. paint and varnish brushes.....	15	970503	12/85	221.531	221.531	222.675	225.536	225.536
Personal brushes.....	15	9705031	12/11	104.179	104.179	104.179	104.179	104.179
Brushes, other than personal.....	15	9705032	12/11	137.980	137.980	139.153	142.088	142.088
Miscellaneous products, n.e.c.....	15	9A	12/85	248.858	249.360	250.846	250.072	250.176
Candles.....	15	9A01	12/85	202.754	202.754	202.754	202.754	202.754
Candles.....	15	9A0101	12/85	202.754	202.754	202.754	202.754	202.754
Signs and advertising displays.....	15	9A04	12/85	225.459	226.496	228.072	228.072	228.072
Non-electric signs and displays.....	15	9A0402	12/85	268.672	270.776	274.080	274.080	274.080
Electric signs and displays.....	15	9A0404	12/85	195.712	195.712	195.712	195.712	–
All other miscellaneous fabricated products and recyclable materials.....	15	9A09	12/85	301.053	300.992	302.647	300.028	300.378
Other miscellaneous fabricated products.....	15	9A0901	12/85	296.680	296.680	296.905	296.610	297.001
Reproduction of audio and video media and software.....	15	9D	12/03	125.788	125.763	127.246	127.246	126.625
Reproduction of audio and video media and software.....	15	9D01	12/03	125.788	125.763	127.246	127.246	126.625
Services²								
Transportation services.....	30	–	06/09	163.611	163.059	163.802	162.399	161.340
Transportation of freight and mail.....	30	1	06/09	170.233	168.479	168.723	167.888	165.137
Rail transportation of freight and mail.....	30	11	12/08	151.122	151.031	152.519	151.019	150.736
Rail transportation of freight and mail.....	30	1101	12/08	151.122	151.031	152.519	151.019	150.736
Rail transportation of freight and mail.....	30	110101	12/08	151.122	151.031	152.519	151.019	150.736
Truck transportation of freight.....	30	12	06/09	166.968	164.581	160.895	159.371	154.734
Local motor carrying.....	30	1201	06/09	147.213	142.827	142.670	141.959	134.070
Local motor carrying.....	30	120101	06/09	147.213	142.827	142.670	141.959	134.070

See footnotes at end of table.

Table 9. Producer price indexes for commodity and service groupings and individual items, not seasonally adjusted — Continued

[March 2023, Index base 1982=100, unless otherwise indicated]

Title	Commodity code		Other index base	Unadjusted index ¹				
	Group code	Item code		Nov. 2022	Dec. 2022 ^P	Jan. 2023 ^P	Feb. 2023 ^P	Mar. 2023 ^P
Long-distance motor carrying.....	30	1202	06/09	174.382	172.787	167.722	165.882	162.533
Long-distance motor carrying.....	30	120201	06/09	174.382	172.787	167.722	165.882	162.533
Water transportation of freight.....	30	13	06/09	169.126	168.687	164.870	166.976	166.725
Deep sea water transportation of freight.....	30	1301	12/08	177.954	176.979	166.910	172.187	171.563
Deep sea water transportation of freight.....	30	130101	12/08	177.954	176.979	166.910	172.187	171.563
Coastal and intercoastal water transportation of freight.....	30	1302	12/08	132.833	134.137	135.319	134.480	135.175
Coastal and intercoastal water transportation of freight.....	30	130201	12/08	132.833	134.137	135.319	134.480	135.175
Great Lakes-St Lawrence Seaway water transportation of freight.....	30	1303	12/08	155.836	152.909	150.183	149.406	148.889
Great lakes-St Lawrence Seaway water transportation of freight.....	30	130301	12/08	155.836	152.909	150.183	149.406	148.889
Inland waterways transportation of freight.....	30	1304	12/08	105.770	105.372	106.328	106.735	106.201
Inland waterways transportation of freight.....	30	130401	12/08	105.770	105.372	106.328	106.735	106.201
Air transportation of freight.....	30	14	12/08	123.689	121.642	122.922	123.203	122.135
Air transportation of freight.....	30	1401	12/08	123.689	121.642	122.922	123.203	122.135
Air transportation of freight, domestic.....	30	140102	01/16	115.013	114.183	114.807	115.206	115.126
Air transportation of freight, international.....	30	140103	01/16	101.365	99.212	101.087	101.121	98.923
Courier, messenger, and U.S. postal services.....	30	16	06/09	177.128	175.943	184.809	184.731	184.370
U.S. Postal Service.....	30	1601	06/89	270.390	270.390	281.250	281.250	281.250
Mailing services (market dominant services).....	30	160107	12/12	133.510	133.510	139.460	139.460	139.460
First class mail.....	30	1601071	06/89	239.129	239.129	248.819	248.819	248.819
Periodicals mail.....	30	1601072	06/89	319.001	319.001	330.638	330.638	330.638
Standard class mail.....	30	1601073	06/89	301.872	301.872	317.670	317.670	317.670
Package services mail.....	30	1601074	06/89	303.045	303.045	314.194	314.194	314.194
Special services and fees.....	30	1601075	06/89	319.306	319.306	333.232	333.232	333.232
Shipping services (competitive services).....	30	160108	12/12	166.855	166.855	171.832	171.832	171.832
Courier and messenger services, except air.....	30	1602	04/09	196.541	196.031	204.739	204.629	204.134
Courier and messenger services, except air.....	30	160201	04/09	196.541	196.031	204.739	204.629	204.134
Air mail and package delivery services, excluding by USPS.....	30	1603	04/09	232.441	225.055	241.831	241.639	240.729
Air mail and package delivery services, excluding by USPS.....	30	160301	04/09	232.441	225.055	241.831	241.639	240.729
Pipeline transportation.....	30	17	05/22	106.079	104.719	105.063	106.357	106.357
Pipeline transportation of petroleum products.....	30	1701	12/08	182.950	182.950	183.371	183.427	183.427
Pipeline transportation of crude petroleum.....	30	170101	12/08	199.896	199.896	199.977	199.977	199.977
Pipeline transportation of refined petroleum products.....	30	170102	12/08	164.907	164.907	165.646	165.752	165.752
Pipeline transportation of natural gas.....	30	1702	05/22	104.889	102.750	103.162	105.353	105.353
Pipeline transportation of natural gas.....	30	170201	05/22	104.889	102.750	103.162	105.353	105.353
Transportation of passengers (partial).....	30	2	06/09	140.402	144.046	146.667	143.123	148.404
Rail transportation of passengers.....	30	21	12/08	133.552	133.552	133.552	133.552	133.552
Rail transportation of passengers.....	30	2101	12/08	133.552	133.552	133.552	133.552	133.552
Rail transportation of passengers.....	30	210101	12/08	133.552	133.552	133.552	133.552	133.552
Airline passenger services.....	30	22	12/08	129.429	132.839	135.283	131.978	136.903
Airline passenger services.....	30	2201	12/08	129.429	132.839	135.283	131.978	136.903
Airline passenger services, domestic.....	30	220101	12/08	132.681	135.762	135.666	136.736	141.415
Airline passenger services, international.....	30	220102	12/08	117.810	122.271	130.627	117.115	122.482
Services related to transportation activities.....	31	—	06/09	134.181	134.870	132.856	131.999	130.232
Services related to water transportation.....	31	1	06/09	136.370	136.453	137.787	138.985	138.502
Towing, tugging, docking, and related services.....	31	11	03/09	138.663	139.017	141.989	144.161	142.774
Towing, tugging, docking and related services.....	31	1101	03/09	138.663	139.017	141.989	144.161	142.774
Towing, tugging, docking and related services.....	31	110101	03/09	138.663	139.017	141.989	144.161	142.774
Operation of port waterfront terminals.....	31	12	12/08	160.955	160.817	162.622	165.284	165.284
Operation of port waterfront terminals.....	31	1201	12/08	160.955	160.817	162.622	165.284	165.284
Operation of port waterfront terminals.....	31	120101	12/08	160.955	160.817	162.622	165.284	165.284
Marine cargo handling.....	31	13	12/08	129.643	129.610	129.617	129.634	129.634
Marine cargo handling.....	31	1301	12/08	129.643	129.610	129.617	129.634	129.634
Marine cargo handling.....	31	130101	12/08	129.643	129.610	129.617	129.634	129.634
Services related to air transportation.....	31	2	04/09	130.585	129.659	132.905	133.857	135.759
Other airport operations, excluding aircraft maintenance and repair.....	31	21	04/09	130.585	129.659	132.905	133.857	135.759
Other airport operations, excluding aircraft maintenance and repair.....	31	2101	04/09	130.585	129.659	132.905	133.857	135.759
Other airport operations, excluding aircraft maintenance and repair.....	31	210101	04/09	130.585	129.659	132.905	133.857	135.759
Other services related to transportation activities (partial).....	31	3	06/09	134.961	136.532	131.481	129.324	125.737
Arrangement of freight and cargo.....	31	31	12/08	145.356	148.295	139.329	135.551	129.540
Arrangement of freight and cargo.....	31	3101	12/08	145.356	148.295	139.329	135.551	129.540
Arrangement of freight and cargo.....	31	310101	12/08	145.356	148.295	139.329	135.551	129.540
Freight forwarding.....	31	32	12/08	110.133	110.133	110.133	110.074	109.656
Freight forwarding.....	31	3201	12/08	110.133	110.133	110.133	110.074	109.656

See footnotes at end of table.

Table 9. Producer price indexes for commodity and service groupings and individual items, not seasonally adjusted — Continued
 [March 2023, Index base 1982=100, unless otherwise indicated]

Title	Commodity code		Other index base	Unadjusted index ¹				
	Group code	Item code		Nov. 2022	Dec. 2022 ^P	Jan. 2023 ^P	Feb. 2023 ^P	Mar. 2023 ^P
Freight forwarding.....	31	320101	12/08	110.133	110.133	110.133	110.074	109.656
Warehousing, storage, and related services.....	32	—	12/08	131.801	134.099	137.226	140.126	139.593
Warehousing, storage, and related services.....	32	1	12/08	131.801	134.099	137.226	140.126	139.593
Warehousing, storage, and related services.....	32	11	12/08	131.801	134.099	137.226	140.126	139.593
Warehousing, storage, and related services.....	32	1101	12/08	131.801	134.099	137.226	140.126	139.593
Warehousing, storage, and related services.....	32	110101	12/08	131.801	134.099	137.226	140.126	139.593
Publishing sales, excluding software.....	33	—	06/09	137.367	137.866	139.796	140.641	141.452
Book, periodical, and newspaper publishing sales and subscriptions.....	33	1	06/09	146.165	147.425	149.355	149.535	150.563
Sales of books.....	33	11		449.305	453.951	466.650	467.785	474.271
Sales of textbooks.....	33	1101		752.662	780.558	784.523	787.794	787.794
Sales of textbooks.....	33	110101	06/88	480.687	498.503	501.035	503.124	503.124
Sales of technical, scientific, and professional books.....	33	1102		721.040	718.541	758.232	758.376	782.386
Sales of technical, scientific, and professional books.....	33	110201	06/88	563.150	561.198	592.198	592.310	611.063
Sales of religious books.....	33	1103		220.224	219.361	220.954	228.409	222.595
Sales of religious books.....	33	110301	06/88	167.140	166.486	167.695	173.353	168.941
Sales of general adult and juvenile books.....	33	1104		206.367	205.651	208.381	208.509	210.248
Sales of general adult and juvenile books.....	33	110402		206.367	205.651	208.381	208.509	210.248
Sales of general adult books.....	33	1104021	12/22	—	100.000	101.394	100.441	100.705
Sales of juvenile books.....	33	1104022	12/22	—	100.000	101.236	102.702	104.352
Sales of general reference books.....	33	1105		175.897	177.776	178.217	178.411	176.595
Sales of general reference books.....	33	110501	06/88	149.741	151.340	151.716	151.881	150.335
Sales and subscriptions of periodicals and newspapers.....	33	12	06/09	147.323	148.280	148.351	148.372	148.487
Sales and subscriptions of periodicals.....	33	1201	06/07	110.401	110.401	110.527	110.527	110.730
Sales and subscriptions of periodicals.....	33	120101	06/07	110.401	110.401	110.527	110.527	110.730
Newspaper subscription and single copy sales.....	33	1202		585.927	592.597	592.609	592.751	592.769
Newspaper subscription and single copy sales.....	33	120205		585.927	592.597	592.609	592.751	592.769
Newspaper subscriptions, print and online bundled.....	33	1202051	09/15	195.465	195.655	195.701	196.263	196.338
Newspaper subscriptions, print only.....	33	1202052	09/15	175.970	178.175	178.175	178.175	178.175
Greeting card publishing sales.....	33	3	12/85	239.613	239.782	239.981	239.782	239.822
Greeting card publishing sales.....	33	31	12/85	239.613	239.782	239.981	239.782	239.822
Greeting card publishing sales.....	33	3101	12/85	239.613	239.782	239.981	239.782	239.822
Greeting card publishing sales.....	33	310101	12/85	239.613	239.782	239.981	239.782	239.822
Calendars, yearbooks, and other miscellaneous publishing sales.....	33	4	12/89	208.764	208.900	216.134	216.369	216.552
Calendars, yearbooks, and other miscellaneous publishing sales.....	33	41	12/89	208.764	208.900	216.134	216.369	216.552
Calendars, yearbooks, and other miscellaneous publishing sales.....	33	4101	12/89	208.764	208.900	216.134	216.369	216.552
Calendars, yearbooks, and other miscellaneous publishing sales.....	33	410101	12/89	208.764	208.900	216.134	216.369	216.552
Directory, mailing list, and related compilations publishing sales.....	33	6	12/22	—	100.000	101.361	104.029	104.482
Directory, mailing list, and related compilations publishing sales.....	33	61	12/22	—	100.000	101.361	104.029	104.482
Directory, mailing list, and related compilations publishing sales.....	33	6101	12/22	—	100.000	101.361	104.029	104.482
Directory, mailing list, and related compilations publishing sales.....	33	610101	12/22	—	100.000	101.361	104.029	104.482
Software publishing.....	34	—	06/09	92.952	93.428	95.012	96.185	96.263
System software publishing.....	34	1	05/22	98.533	99.015	101.403	104.244	103.832
System software publishing.....	34	11	05/22	98.533	99.015	101.403	104.244	103.832
System software publishing.....	34	1101	05/22	98.533	99.015	101.403	104.244	103.832
System software publishing.....	34	110101	05/22	98.533	99.015	101.403	104.244	103.832
Application software publishing.....	34	2	06/09	103.485	104.025	105.003	104.538	105.174
Application software publishing.....	34	21	06/09	103.485	104.025	105.003	104.538	105.174
Desktop and portable device application software publishing.....	34	2101	12/08	102.361	103.143	106.237	103.985	103.922
Desktop and portable device application software publishing.....	34	210101	12/08	102.361	103.143	106.237	103.985	103.922
Application software publishing, cross-industry, vertical market, utilities, and other.....	34	2103	12/08	112.620	112.939	113.128	113.844	114.769
Application software publishing, cross-industry, vertical market, utilities, and other.....	34	210301	12/08	112.620	112.939	113.128	113.844	114.769
Application software publishing, game software.....	34	2104	12/13	83.985	84.564	83.761	83.495	84.662
Application software publishing, game software.....	34	210401	12/13	83.985	84.564	83.761	83.495	84.662
Network compensation from broadcast and cable television and radio.....	35	—	06/09	158.364	158.391	158.751	158.751	158.751
Affiliate agreements, programming sales, and retransmission fees for cable and broadcast tv.....	35	1	06/09	158.477	158.477	159.346	159.346	159.346
Affiliate agreements, programming sales, and retransmission fees for cable and broadcast tv.....	35	11	06/09	158.477	158.477	159.346	159.346	159.346
Affiliate agreements, programming sales, and retransmission fees for cable and broadcast tv.....	35	1101	12/08	161.417	161.417	162.302	162.302	162.302

See footnotes at end of table.

Table 9. Producer price indexes for commodity and service groupings and individual items, not seasonally adjusted — Continued

[March 2023, Index base 1982=100, unless otherwise indicated]

Title	Commodity code		Other index base	Unadjusted index ¹				
	Group code	Item code		Nov. 2022	Dec. 2022 ^P	Jan. 2023 ^P	Feb. 2023 ^P	Mar. 2023 ^P
Affiliate agreements, programming sales, and retransmission fees for cable and broadcast tv.....	35	110101	12/08	161.417	161.417	162.302	162.302	162.302
Affiliate agreements, programming sales, and retransmission fees for radio.....	35	2	06/09	159.148	160.891	159.643	159.643	159.643
Affiliate agreements, programming sales, and retransmission fees for radio.....	35	21	06/09	159.148	160.891	159.643	159.643	159.643
Affiliate agreements, programming sales, and network compensation for radio.....	35	2101	12/08	158.880	160.620	159.374	159.374	159.374
Affiliate agreements, programming sales, and network compensation for radio.....	35	210101	12/08	158.880	160.620	159.374	159.374	159.374
Advertising space and time sales.....	36	—	06/09	103.664	99.097	96.882	95.528	94.967
Advertising space sales in periodicals, newspapers, directories, and mailing lists.....	36	1	06/09	100.248	101.219	102.323	102.950	103.889
Advertising space sales in periodicals and newspapers.....	36	11	06/09	100.042	101.214	101.634	102.362	103.450
Advertising space sales in periodicals.....	36	1101		443.262	443.262	456.396	457.456	466.352
Advertising space sales in specialized, business, and professional periodicals, print only.....	36	110101	06/99	157.813	157.813	—	—	—
Advertising space sales in general and consumer periodicals, print only.....	36	110102	06/99	179.732	179.732	—	—	—
Advertising space sales in newspapers.....	36	1102		359.013	366.958	357.679	362.349	362.349
Advertising space sales in newspapers, print only.....	36	110203	09/15	85.667	87.974	85.749	86.869	86.869
Advertising space sales in directories and mailing lists.....	36	12	12/08	105.100	105.108	110.699	110.699	110.699
Print advertising space sales in directories and mailing lists.....	36	1201	12/08	105.100	105.108	110.699	110.699	110.699
Print advertising space sales in directories and mailing lists.....	36	120101	12/08	105.100	105.108	110.699	110.699	110.699
Television advertising time sales.....	36	2	06/09	111.552	100.110	94.824	88.264	86.371
Television advertising time sales.....	36	21	06/09	111.552	100.110	94.824	88.264	86.371
Broadcast and network television advertising time sales.....	36	2101	12/08	106.888	89.041	82.295	80.214	79.954
Broadcast and network television advertising time sales.....	36	210101	12/08	106.888	89.041	82.295	80.214	79.954
Cable network advertising time sales.....	36	2102	12/08	99.345	99.795	96.052	84.628	80.964
Cable network advertising time sales.....	36	210201	12/08	99.345	99.795	96.052	84.628	80.964
Local cable system advertising time sales.....	36	2103	12/08	81.550	81.550	81.550	81.550	81.550
Local cable system advertising time sales.....	36	210301	12/08	81.550	81.550	81.550	81.550	81.550
Radio advertising time sales.....	36	3	03/09	105.343	99.731	88.472	97.551	96.014
Radio advertising time sales.....	36	31	03/09	105.343	99.731	88.472	97.551	96.014
Radio advertising time sales.....	36	3101	03/09	105.343	99.731	88.472	97.551	96.014
Radio advertising time sales.....	36	310101	03/09	105.343	99.731	88.472	97.551	96.014
Internet advertising sales.....	36	6	12/22	—	100.000	99.760	99.751	99.739
Internet advertising sales.....	36	61	12/22	—	100.000	99.760	99.751	99.739
Internet advertising sales.....	36	6101	12/22	—	100.000	99.760	99.751	99.739
Internet advertising sales.....	36	610101	12/22	—	100.000	99.760	99.751	99.739
Telecommunication, cable, and internet user services.....	37	—	06/09	109.320	109.731	111.203	111.414	112.228
Wired telephone services.....	37	1	06/09	119.598	119.720	119.661	120.458	120.700
Residential wired telephone services.....	37	11	06/09	152.223	152.167	152.215	152.484	153.164
Local residential wired telephone service.....	37	1101	12/08	153.842	153.836	153.832	154.250	155.346
Local residential wired telephone service.....	37	110101	12/08	153.842	153.836	153.832	154.250	155.346
Long distance residential wired telephone service.....	37	1102	03/09	150.708	150.523	150.647	150.681	150.706
Long distance residential wired telephone service.....	37	110201	03/09	150.708	150.523	150.647	150.681	150.706
All-distance residential wired telephone service.....	37	1103	12/11	140.977	141.153	141.440	141.502	141.542
All-distance residential wired telephone service.....	37	110301	12/11	140.977	141.153	141.440	141.502	141.542
Business wired telephone services.....	37	12	06/09	101.352	101.560	101.439	102.624	102.700
Local business wired telephone service.....	37	1201	12/08	128.392	128.543	126.785	127.511	130.782
Local business wired telephone service.....	37	120101	12/08	128.392	128.543	126.785	127.511	130.782
Long distance business wired telephone and other toll service.....	37	1202	04/09	98.468	99.561	100.519	100.755	98.671
Long distance business wired telephone and other toll service.....	37	120201	04/09	105.659	106.831	107.860	108.113	105.877
Private line wired telephone service.....	37	1204	12/11	93.551	93.684	93.617	95.611	95.585
Private line wired telephone service.....	37	120401	12/11	93.551	93.684	93.617	95.611	95.585
All-distance business wired telephone service (partial).....	37	1205	05/22	99.885	99.401	99.817	100.453	100.410
All-distance business wired telephone service.....	37	120501	05/22	99.885	99.401	99.817	100.453	100.410
Other telephone services.....	37	13	12/08	102.994	102.994	102.994	102.994	102.994
Other wired telephone services.....	37	1301	12/08	102.994	102.994	102.994	102.994	102.994
Other wired telephone services.....	37	130104	12/08	102.329	102.329	102.329	102.329	102.329
Wireless telecommunication services.....	37	2	06/09	66.001	66.007	65.994	66.018	66.008
Cellular phone and other wireless telecommunication services.....	37	21	03/09	64.479	64.485	64.472	64.496	64.486
Cellular phone and other wireless telecommunication services.....	37	2101	03/09	64.479	64.485	64.472	64.496	64.486
Cellular phone and other wireless telecommunication services.....	37	210101	03/09	64.479	64.485	64.472	64.496	64.486

See footnotes at end of table.

Table 9. Producer price indexes for commodity and service groupings and individual items, not seasonally adjusted — Continued

[March 2023, Index base 1982=100, unless otherwise indicated]

Title	Commodity code		Other index base	Unadjusted index ¹				
	Group code	Item code		Nov. 2022	Dec. 2022 ^P	Jan. 2023 ^P	Feb. 2023 ^P	Mar. 2023 ^P
Cable and satellite subscriber services.....	37	3	12/08	154.865	158.303	160.774	163.257	167.032
Cable and satellite subscriber services.....	37	31	12/08	154.865	158.303	160.774	163.257	167.032
Cable and satellite subscriber services.....	37	3101	12/08	154.865	158.303	160.774	163.257	167.032
Cable and satellite subscriber services.....	37	310101	12/08	154.865	158.303	160.774	163.257	167.032
Internet access services.....	37	4	03/09	90.404	90.370	91.141	91.385	92.224
Internet access services.....	37	41	03/09	90.404	90.370	91.141	91.385	92.224
Residential Internet access services.....	37	4102	12/11	88.317	88.576	89.394	89.591	89.631
Residential Internet access services.....	37	410201	12/11	88.317	88.576	89.394	89.591	89.631
Business Internet access services.....	37	4103	12/11	96.804	96.468	97.123	97.496	100.526
Business Internet access services.....	37	410301	12/11	96.804	96.468	97.123	97.496	100.526
Bundled wired telecommunications access services.....	37	5	12/11	124.895	124.666	129.869	129.320	131.096
Bundled wired telecommunications access services.....	37	51	12/11	124.895	124.666	129.869	129.320	131.096
Bundled wired telecommunications access services.....	37	5101	12/11	124.895	124.666	129.869	129.320	131.096
Bundled wired telecommunications access services.....	37	510101	12/11	124.895	124.666	129.869	129.320	131.096
Data processing and related services.....	38	—	06/09	104.092	104.128	104.151	104.293	104.529
Data processing and related services.....	38	1	06/09	104.092	104.128	104.151	104.293	104.529
Data processing and related services.....	38	11	06/09	104.092	104.128	104.151	104.293	104.529
Hosting, ASP and other IT infrastructure provisioning services.....	38	1101	12/08	108.050	108.117	108.156	108.390	108.782
Hosting, ASP and other IT infrastructure provisioning services.....	38	110101	12/08	108.050	108.117	108.156	108.390	108.782
Business process management services (partial).....	38	1102	12/08	96.622	96.622	96.622	96.622	96.622
Business process management services (partial).....	38	110201	12/08	96.622	96.622	96.622	96.622	96.622
Data management, information transformation and other services.....	38	1103	12/08	99.488	99.488	99.488	99.488	99.488
Data management, information transformation and other services.....	38	110301	12/08	99.488	99.488	99.488	99.488	99.488
Credit intermediation services (partial).....	39	—	06/09	107.243	108.473	114.350	117.781	113.570
Loan services (partial).....	39	1	06/09	187.445	180.675	196.899	207.252	194.451
Business loans (partial).....	39	11	04/09	346.879	342.446	382.980	407.460	379.141
Business loans (partial).....	39	1101	04/09	346.879	342.446	382.980	407.460	379.141
Business loans (partial).....	39	110101	04/09	346.879	342.446	382.980	407.460	379.141
Consumer loans (partial).....	39	12	06/09	127.631	118.209	121.030	124.601	118.598
Residential real estate loans (partial).....	39	1201	04/09	155.790	142.074	144.134	148.636	142.471
Residential real estate loans, except home equity (partial).....	39	120101	04/09	128.822	114.179	113.801	116.380	109.458
Home equity loans (partial).....	39	120102	04/09	413.398	409.209	427.365	446.584	440.646
Vehicle loans (partial).....	39	1202	04/09	67.312	56.955	61.056	61.790	54.879
Vehicle loans (partial).....	39	120201	04/09	67.312	56.955	61.056	61.790	54.879
Credit cards, overdraft credit, and related plans (partial).....	39	1203	04/09	176.890	177.708	187.197	193.403	185.848
Credit cards, overdraft credit, and related plans (partial).....	39	120301	04/09	176.890	177.708	187.197	193.403	185.848
Other loans and loan services (partial).....	39	13	04/09	104.089	101.737	105.905	107.109	104.747
Other loans and loan services (partial).....	39	1301	04/09	104.089	101.737	105.905	107.109	104.747
Other loans and loan services (partial).....	39	130101	04/09	104.089	101.737	105.905	107.109	104.747
Deposit services (partial).....	39	2	04/09	57.357	66.088	64.800	63.103	65.015
Deposit services (partial).....	39	21	04/09	57.357	66.088	64.800	63.103	65.015
Deposit services (partial).....	39	2101	04/09	57.357	66.088	64.800	63.103	65.015
Deposit services (partial).....	39	210101	04/09	57.357	66.088	64.800	63.103	65.015
Other credit intermediation services, including trust services (partial).....	39	3	04/09	95.836	95.866	95.929	97.594	97.650
Other credit intermediation services, including trust services (partial).....	39	31	04/09	95.836	95.866	95.929	97.594	97.650
Other credit intermediation services, including trust services (partial).....	39	3101	04/09	95.836	95.866	95.929	97.594	97.650
Other credit intermediation services, including trust services (partial).....	39	310101	04/09	95.836	95.866	95.929	97.594	97.650
Investment services.....	40	—	06/09	210.035	208.965	212.865	217.510	214.106
Securities brokerage, dealing, investment advice, and related services.....	40	1	06/09	195.991	196.700	197.445	206.085	205.675
Securities brokerage, dealing, investment advice, and related services.....	40	11	06/09	195.991	196.700	197.445	206.085	205.675
Securities brokerage, dealing, and investment advice.....	40	1101	12/08	101.119	101.643	98.787	101.937	101.986
Securities brokerage, dealing, and investment advice.....	40	110101	12/08	101.119	101.643	98.787	101.937	101.986
Securities brokerage and dealing related services (partial).....	40	1102	12/08	607.917	608.799	652.413	695.907	691.303
Securities brokerage and dealing related services.....	40	110201	12/08	607.917	608.799	652.413	695.907	691.303
Portfolio management.....	40	2	12/08	245.463	243.132	253.270	252.129	240.696
Portfolio management.....	40	21	12/08	245.463	243.132	253.270	252.129	240.696
Portfolio management.....	40	2101	12/08	245.463	243.132	253.270	252.129	240.696
Portfolio management.....	40	210101	12/08	245.463	243.132	253.270	252.129	240.696
Investment banking.....	40	3	12/08	233.089	229.885	230.528	235.351	242.450
Investment banking.....	40	31	12/08	233.089	229.885	230.528	235.351	242.450

See footnotes at end of table.

Table 9. Producer price indexes for commodity and service groupings and individual items, not seasonally adjusted — Continued

[March 2023, Index base 1982=100, unless otherwise indicated]

Title	Commodity code		Other index base	Unadjusted index ¹				
	Group code	Item code		Nov. 2022	Dec. 2022 ^P	Jan. 2023 ^P	Feb. 2023 ^P	Mar. 2023 ^P
Investment banking.....	40	3101	12/08	233.089	229.885	230.528	235.351	242.450
Investment banking.....	40	310101	12/08	233.089	229.885	230.528	235.351	242.450
Insurance and annuities.....	41	—	06/09	126.734	127.451	128.155	128.236	128.361
Insurance.....	41	1	06/09	129.212	130.046	130.808	130.895	131.032
Insurance.....	41	11	06/09	129.212	130.046	130.808	130.895	131.032
Life insurance.....	41	1101	03/09	109.315	109.192	108.804	108.805	108.805
Life insurance.....	41	110101	03/09	109.315	109.192	108.804	108.805	108.805
Disability insurance, including accidental death.....	41	1102	03/09	101.986	101.986	101.977	101.977	101.977
Disability insurance, including accidental death.....	41	110201	03/09	101.986	101.986	101.977	101.977	101.977
Health and medical insurance.....	41	1103	03/09	144.208	144.282	145.368	145.422	145.426
Health and medical insurance.....	41	110301	03/09	144.208	144.282	145.368	145.422	145.426
Property and casualty insurance.....	41	1104	03/09	127.457	128.985	130.208	130.359	130.642
Property and casualty insurance.....	41	110401	03/09	127.457	128.985	130.208	130.359	130.642
Annuities.....	41	2	03/09	113.745	113.690	113.595	113.599	113.553
Annuities.....	41	21	03/09	113.745	113.690	113.595	113.599	113.553
Annuities.....	41	2101	03/09	113.745	113.690	113.595	113.599	113.553
Annuities.....	41	210101	03/09	113.745	113.690	113.595	113.599	113.553
Commissions and fees from sales and administration of insurance policies (partial).....	42	—	06/09	109.414	109.483	109.523	109.523	109.559
Commissions from sales of insurance.....	42	1	06/09	109.414	109.483	109.523	109.523	109.559
Commissions from sales of insurance.....	42	11	06/09	109.414	109.483	109.523	109.523	109.559
Commissions from sales of life insurance and annuities.....	42	1101	06/09	104.636	104.636	104.581	104.581	104.581
Commissions from sales of life insurance and annuities.....	42	110101	06/09	104.636	104.636	104.581	104.581	104.581
Commissions from sales of health and medical insurance.....	42	1102	06/09	109.807	109.807	109.835	109.835	109.835
Commissions from sales of health and medical insurance.....	42	110201	06/09	109.807	109.807	109.835	109.835	109.835
Commissions from sales of property and casualty insurance.....	42	1103	06/09	112.278	112.394	112.534	112.534	112.534
Commissions from sales of property and casualty insurance.....	42	110301	06/09	112.278	112.394	112.534	112.534	112.534
Commissions from sales of other insurance.....	42	1104	06/09	100.621	100.622	100.180	100.180	100.524
Commissions from sales of other insurance.....	42	110401	06/09	100.621	100.622	100.180	100.180	100.524
Real estate services (partial).....	43	—	06/09	143.954	144.505	145.599	142.171	141.197
Nonresidential real estate services.....	43	1	06/09	128.142	129.329	131.091	126.599	125.567
Nonresidential real estate rents.....	43	11	06/09	128.057	129.352	131.620	126.139	124.914
Office buildings, gross rents.....	43	1101	12/08	129.580	128.699	130.819	132.434	131.806
Office buildings, gross rents.....	43	110101	12/08	129.580	128.699	130.819	132.434	131.806
Retail properties, gross rents.....	43	1102	04/09	122.609	126.751	133.619	119.858	116.615
Retail properties, gross rents.....	43	110201	04/09	122.609	126.751	133.619	119.858	116.615
Industrial buildings, gross rents.....	43	1103	04/09	111.261	112.193	113.779	113.932	114.107
Industrial buildings, gross rents.....	43	110301	04/09	111.261	112.193	113.779	113.932	114.107
Self-service storage and miniwarehouses, gross rents.....	43	1104	12/08	170.772	170.614	171.206	170.653	170.151
Self-service storage and miniwarehouses, gross rents.....	43	110401	12/08	170.772	170.614	171.206	170.653	170.151
Other nonresidential buildings, gross rents.....	43	1105	12/08	108.268	109.417	103.021	96.007	96.930
Other nonresidential buildings, gross rents.....	43	110501	12/08	108.268	109.417	103.021	96.007	96.930
Nonresidential property sales and leases including land, brokerage fees and commissions.....	43	12	12/08	145.615	146.518	145.599	143.834	142.944
Nonresidential property sales and leases including land, brokerage fees and commissions.....	43	1201	12/08	145.615	146.518	145.599	143.834	142.944
Nonresidential property sales and leases including land, brokerage fees and commissions.....	43	120101	12/08	145.615	146.518	145.599	143.834	142.944
Nonresidential property management fees.....	43	13	12/08	98.204	98.578	99.147	99.257	99.481
Nonresidential property management fees.....	43	1301	12/08	98.204	98.578	99.147	99.257	99.481
Nonresidential property management fees.....	43	130101	12/08	98.204	98.578	99.147	99.257	99.481
Residential real estate services (partial).....	43	2	06/09	172.186	171.377	171.059	169.851	169.108
Residential property sales and rental, brokerage fees and commissions.....	43	21	12/08	191.420	190.859	189.972	188.491	187.479
Residential property sales and rental, brokerage fees and commissions.....	43	2101	12/08	191.420	190.859	189.972	188.491	187.479
Residential property sales and rental, brokerage fees and commissions.....	43	210101	12/08	191.420	190.859	189.972	188.491	187.479
Residential property management fees.....	43	22	12/08	127.792	126.468	127.398	126.806	126.658
Residential property management fees.....	43	2201	12/08	127.792	126.468	127.398	126.806	126.658
Residential property management fees.....	43	220101	12/08	127.792	126.468	127.398	126.806	126.658
Real estate appraisal fees.....	43	3	12/08	122.969	123.035	123.787	122.444	120.324
Real estate appraisal fees.....	43	31	12/08	122.969	123.035	123.787	122.444	120.324
Real estate appraisal fees.....	43	3101	12/08	122.969	123.035	123.787	122.444	120.324
Real estate appraisal fees.....	43	310101	12/08	122.969	123.035	123.787	122.444	120.324
Rental and leasing of goods (partial).....	44	—	06/09	109.799	108.847	107.340	107.897	109.130

See footnotes at end of table.

Table 9. Producer price indexes for commodity and service groupings and individual items, not seasonally adjusted — Continued
 [March 2023, Index base 1982=100, unless otherwise indicated]

Title	Commodity code		Other index base	Unadjusted index ¹				
	Group code	Item code		Nov. 2022	Dec. 2022 ^P	Jan. 2023 ^P	Feb. 2023 ^P	Mar. 2023 ^P
Passenger car rental.....	44	1	03/09	109.137	106.706	102.300	104.144	107.372
Passenger car rental.....	44	11	03/09	109.137	106.706	102.300	104.144	107.372
Passenger car rental.....	44	1101	03/09	109.137	106.706	102.300	104.144	107.372
Passenger car rental.....	44	110101	03/09	109.137	106.706	102.300	104.144	107.372
Truck, trailer, and RV rental and leasing.....	44	2	06/09	124.811	125.203	124.296	123.503	123.237
Truck, trailer, and RV rental and leasing.....	44	21	06/09	117.258	117.627	116.775	116.029	115.779
Truck, truck trailer and RV rental.....	44	2101	12/08	128.637	128.278	127.637	124.052	123.434
Truck, truck trailer and RV rental.....	44	210101	12/08	128.637	128.278	127.637	124.052	123.434
Truck, truck trailer and RV leasing.....	44	2102	12/08	118.245	119.164	118.096	119.309	119.300
Truck, truck trailer and RV leasing.....	44	210201	12/08	118.245	119.164	118.096	119.309	119.300
Construction, mining, and forestry machinery and equipment rental and leasing.....	44	3	03/09	102.607	102.755	104.153	104.178	104.178
Construction, mining, and forestry machinery and equipment rental and leasing.....	44	31	03/09	102.607	102.755	104.153	104.178	104.178
Construction, mining, and forestry machinery and equipment rental and leasing.....	44	3101	03/09	102.607	102.755	104.153	104.178	104.178
Construction, mining, and forestry machinery and equipment rental and leasing.....	44	310101	03/09	102.607	102.755	104.153	104.178	104.178
Professional services (partial).....	45	—	06/09	133.310	133.558	136.399	137.514	137.459
Legal services.....	45	1	03/09	155.215	155.022	159.968	163.020	162.836
Legal services.....	45	11	03/09	155.215	155.022	159.968	163.020	162.836
Legal services.....	45	1101	03/09	155.215	155.022	159.968	163.020	162.836
Legal services.....	45	110101	03/09	155.215	155.022	159.968	163.020	162.836
Accounting services (partial).....	45	2	06/09	120.565	121.045	123.405	125.117	124.822
Accounting services, excluding payroll.....	45	21	06/09	120.565	121.045	123.405	125.117	124.822
Financial auditing.....	45	2101	12/08	109.761	107.643	110.510	111.562	111.166
Financial auditing.....	45	210101	12/08	109.761	107.643	110.510	111.562	111.166
Tax preparation and planning.....	45	2102	04/09	123.082	126.258	128.387	128.387	127.925
Tax preparation and planning.....	45	210201	04/09	123.082	126.258	128.387	128.387	127.925
Bookkeeping and compilation.....	45	2103	12/08	128.629	127.898	131.106	138.845	138.907
Bookkeeping and compilation.....	45	210301	12/08	128.629	127.898	131.106	138.845	138.907
Other accounting services, including billing and review (partial).....	45	2104	12/08	118.830	118.509	119.057	118.830	118.755
Other accounting services, including billing and review (partial).....	45	210401	12/08	118.830	118.509	119.057	118.830	118.755
Architectural and engineering services.....	45	3	06/09	129.187	129.088	130.649	131.304	131.336
Architectural services.....	45	31	03/09	111.804	111.766	111.872	111.875	112.078
Architectural services.....	45	3101	03/09	111.804	111.766	111.872	111.875	112.078
Architectural services.....	45	310101	03/09	111.804	111.766	111.872	111.875	112.078
Engineering services.....	45	32	03/09	132.340	132.232	134.061	134.836	134.836
Engineering services.....	45	3201	03/09	132.340	132.232	134.061	134.836	134.836
Engineering services.....	45	320101	03/09	132.340	132.232	134.061	134.836	134.836
Management, scientific, and technical consulting services.....	45	4	06/09	113.220	114.441	115.744	114.293	114.383
Management consulting services.....	45	41	06/09	113.220	114.441	115.744	114.293	114.383
Administrative and general management consulting services.....	45	4101	12/08	134.444	135.531	137.432	134.430	134.475
Administrative and general management consulting services.....	45	410101	12/08	134.444	135.531	137.432	134.430	134.475
Human resources consulting services.....	45	4102	12/08	101.517	107.140	107.398	107.206	108.196
Human resources consulting services.....	45	410201	12/08	101.517	107.140	107.398	107.206	108.196
Marketing consulting services.....	45	4103	12/08	64.692	64.692	64.705	64.705	64.706
Marketing consulting services.....	45	410301	12/08	64.692	64.692	64.705	64.705	64.706
Process, physical distribution, and logistics consulting services.....	45	4104	12/08	106.908	108.709	112.017	113.698	113.637
Process, physical distribution, and logistics consulting services.....	45	410401	12/08	106.908	108.709	112.017	113.698	113.637
Advertising and related services (partial).....	45	5	12/08	117.015	117.042	117.158	117.350	117.687
Advertising agency services.....	45	51	12/08	117.015	117.042	117.158	117.350	117.687
Advertising agency services.....	45	5101	12/08	117.015	117.042	117.158	117.350	117.687
Advertising agency services.....	45	510101	12/08	117.015	117.042	117.158	117.350	117.687
Information technology (IT) technical support and consulting services (partial).....	45	6	12/08	113.043	112.974	125.073	124.061	123.986
Information technology (IT) technical support and consulting services (partial).....	45	61	12/08	113.043	112.974	125.073	124.061	123.986
Information technology (IT) technical support and consulting services (partial).....	45	6101	12/08	113.043	112.974	125.073	124.061	123.986
Information technology (IT) technical support and consulting services (partial).....	45	610101	12/08	113.043	112.974	125.073	124.061	123.986
Employment services.....	46	—	06/09	128.673	128.706	128.887	128.411	128.887
Permanent placement services.....	46	1	03/09	128.795	129.192	129.119	125.711	125.541

See footnotes at end of table.

Table 9. Producer price indexes for commodity and service groupings and individual items, not seasonally adjusted — Continued
 [March 2023, Index base 1982=100, unless otherwise indicated]

Title	Commodity code		Other index base	Unadjusted index ¹				
	Group code	Item code		Nov. 2022	Dec. 2022 ^P	Jan. 2023 ^P	Feb. 2023 ^P	Mar. 2023 ^P
Permanent placement services.....	46	11	03/09	128.795	129.192	129.119	125.711	125.541
Employment placement services.....	46	1101	03/09	128.795	129.192	129.119	125.711	125.541
Employment placement services.....	46	110101	03/09	128.795	129.192	129.119	125.711	125.541
Executive search services.....	46	2	12/08	103.119	102.849	104.507	105.200	105.952
Executive search services.....	46	21	12/08	103.119	102.849	104.507	105.200	105.952
Executive search services.....	46	2101	12/08	103.119	102.849	104.507	105.200	105.952
Executive search services.....	46	210101	12/08	103.119	102.849	104.507	105.200	105.952
Staffing services.....	46	3	06/09	129.219	129.238	129.402	129.026	129.524
Temporary help services.....	46	31	03/09	138.723	138.736	139.024	138.150	139.125
Temporary help services.....	46	3101	03/09	138.723	138.736	139.024	138.150	139.125
Temporary help services.....	46	310101	03/09	138.723	138.736	139.024	138.150	139.125
Co-employment staffing services.....	46	32	12/08	119.846	119.873	119.907	120.050	120.050
Co-employment staffing services.....	46	3201	12/08	119.846	119.873	119.907	120.050	120.050
Co-employment staffing services.....	46	320101	12/08	119.846	119.873	119.907	120.050	120.050
Travel arrangement services (partial).....	47	—	06/09	104.430	105.334	105.366	104.498	103.771
Arrangement of flights (partial).....	47	1	06/09	104.681	103.759	103.758	104.797	103.600
Arrangement of international flights.....	47	11	12/08	109.176	108.099	108.045	109.773	107.582
Arrangement of international flights.....	47	1101	12/08	109.176	108.099	108.045	109.773	107.582
Arrangement of international flights.....	47	110101	12/08	109.176	108.099	108.045	109.773	107.582
Arrangement of domestic flights.....	47	12	12/08	90.587	89.950	90.021	90.036	90.293
Arrangement of domestic flights (partial).....	47	1201	12/08	90.587	89.950	90.021	90.036	90.293
Arrangement of domestic flights.....	47	120101	12/08	90.587	89.950	90.021	90.036	90.293
Arrangement of vehicle rentals and lodging.....	47	2	12/08	97.739	98.211	98.334	99.606	100.343
Arrangement of vehicle rentals and lodging.....	47	21	12/08	97.739	98.211	98.334	99.606	100.343
Arrangement of vehicle rentals and lodging (partial).....	47	2101	12/08	97.739	98.211	98.334	99.606	100.343
Arrangement of vehicle rentals and lodging.....	47	210101	12/08	97.739	98.211	98.334	99.606	100.343
Arrangement of cruises and tours.....	47	3	12/08	103.346	110.104	110.182	102.896	101.220
Arrangement of cruises and tours.....	47	31	12/08	103.346	110.104	110.182	102.896	101.220
Arrangement of cruises and tours.....	47	3101	12/08	103.346	110.104	110.182	102.896	101.220
Arrangement of cruises and tours.....	47	310101	12/08	103.346	110.104	110.182	102.896	101.220
Other travel arrangements (partial).....	47	4	12/08	116.956	116.541	116.541	116.541	116.541
Other travel arrangements (partial).....	47	41	12/08	116.956	116.541	116.541	116.541	116.541
Other travel arrangements (partial).....	47	4101	12/08	116.956	116.541	116.541	116.541	116.541
Other travel arrangements (partial).....	47	410101	12/08	116.956	116.541	116.541	116.541	116.541
Selected security services (partial).....	48	—	03/09	140.298	140.270	141.849	142.002	142.104
Security guard services.....	48	1	03/09	140.298	140.270	141.849	142.002	142.104
Security guard services.....	48	11	03/09	140.298	140.270	141.849	142.002	142.104
Security guard services.....	48	1101	03/09	140.298	140.270	141.849	142.002	142.104
Security guard services.....	48	110101	03/09	140.298	140.270	141.849	142.002	142.104
Cleaning and building maintenance services (partial).....	49	—	03/09	123.118	124.414	124.944	124.798	125.174
Janitorial services.....	49	1	03/09	123.118	124.414	124.944	124.798	125.174
Janitorial services.....	49	11	03/09	123.118	124.414	124.944	124.798	125.174
Janitorial services.....	49	1101	03/09	123.118	124.414	124.944	124.798	125.174
Janitorial services.....	49	110101	03/09	123.118	124.414	124.944	124.798	125.174
Waste collection and remediation services (partial).....	50	—	12/08	156.665	157.022	159.454	163.118	166.420
Waste collection.....	50	1	12/08	156.665	157.022	159.454	163.118	166.420
Solid waste collection.....	50	11	12/08	156.665	157.022	159.454	163.118	166.420
Solid waste collection.....	50	1101	12/08	156.665	157.022	159.454	163.118	166.420
Solid waste collection.....	50	110101	12/08	156.665	157.022	159.454	163.118	166.420
Health care services.....	51	—	06/09	133.012	133.190	133.982	134.457	134.921
Outpatient care (partial).....	51	1	06/09	126.128	126.169	126.880	127.503	127.816
Outpatient care (partial).....	51	11	06/09	126.128	126.169	126.880	127.503	127.816
Physician care.....	51	1101	03/09	116.442	116.644	116.535	117.068	117.238
Medicare patients: physician care.....	51	110102	06/14	109.142	109.142	106.314	106.328	106.328
Medicaid patients: physician care.....	51	110103	06/14	87.685	87.685	88.740	88.740	88.766
Private insurance patients: physician care.....	51	110104	06/14	109.677	109.948	111.050	112.013	112.377
All other patients: physician care.....	51	110105	06/14	116.166	116.494	116.453	116.728	116.502
Medical laboratory and diagnostic imaging center care.....	51	1102	03/09	94.591	94.603	95.208	94.986	94.986
Medical laboratory care.....	51	110201	03/09	90.798	90.815	91.005	90.683	90.683

See footnotes at end of table.

Table 9. Producer price indexes for commodity and service groupings and individual items, not seasonally adjusted — Continued
 [March 2023, Index base 1982=100, unless otherwise indicated]

Title	Commodity code		Other index base	Unadjusted index ¹				
	Group code	Item code		Nov. 2022	Dec. 2022 ^P	Jan. 2023 ^P	Feb. 2023 ^P	Mar. 2023 ^P
Medicare patients: medical laboratory care.....	51	1102011	06/14	77.416	77.428	79.423	79.423	79.423
Medicaid patients: medical laboratory care.....	51	1102012	06/14	95.960	95.960	95.971	95.971	95.971
Private insurance patients: medical laboratory care.....	51	1102013	06/14	98.348	98.222	98.345	97.730	97.730
All other patients: medical laboratory care.....	51	1102014	06/14	102.144	102.658	102.658	102.658	102.658
Diagnostic imaging center care.....	51	110202	03/09	100.424	100.424	101.912	101.912	101.912
Medicare and Medicaid patients: diagnostic imaging center care.....	51	1102021	06/14	91.573	91.573	91.903	91.903	91.903
Private insurance and all other patients: diagnostic imaging center care.....	51	1102024	06/14	102.690	102.690	104.575	104.575	104.575
Home health and hospice care.....	51	1103	12/08	122.085	122.235	123.400	123.483	123.483
Home health and hospice care.....	51	110301	12/08	122.085	122.235	123.400	123.483	123.483
Medicare and Medicaid patients: home health and hospice care.....	51	11030101	12/08	117.011	117.023	117.898	118.013	118.013
Medicare patients: home health and hospice care.....	51	110301011	12/08	112.109	112.109	110.524	110.524	110.524
Medicaid patients: home health and hospice care.....	51	110301012	12/08	122.235	122.262	125.314	125.531	125.531
Private insurance and all other patients: home health and hospice care.....	51	11030102	12/08	140.976	141.746	144.022	144.022	144.022
Private insurance patients: home health and hospice care.....	51	110301021	06/14	105.874	105.874	109.277	109.277	109.277
All other patients: home health and hospice care.....	51	110301022	06/14	147.779	148.953	151.057	151.057	151.057
Hospital outpatient care.....	51	1104	12/08	144.788	144.637	146.142	146.226	146.924
Hospital outpatient care.....	51	110401	12/08	144.788	144.637	146.142	146.226	146.924
Hospital outpatient care, general medical & surgical hospitals.....	51	1104011	12/08	143.832	143.674	145.257	145.345	146.189
Medicare patients: hospital outpatient care, general medical and surgical hospitals.....	51	11040111	06/14	112.783	112.945	114.851	114.627	114.707
Medicaid patients: hospital outpatient care, general medical and surgical hospitals.....	51	11040112	06/14	97.245	97.245	97.045	97.045	97.045
Private insurance and all other patients: outpatient care, gen. medical and surgical hospitals.....	51	11040113	06/14	128.391	128.180	129.441	129.677	130.813
Dental care.....	51	1105	06/10	127.973	127.973	128.919	132.598	132.598
Private insurance patients: dental care.....	51	110502	06/14	117.224	117.224	118.574	120.461	120.461
Private insurance patients: dental visits and consultations.....	51	1105021	06/14	129.560	129.560	130.227	133.094	133.094
Private insurance patients: dental surgical intervention services.....	51	1105022	06/14	113.470	113.470	113.982	113.982	113.982
Private insurance patients: dental non-surgical intervention services.....	51	1105023	06/14	110.461	110.461	112.515	114.291	114.291
Medicare, Medicaid and all other patients: dental care.....	51	110503	06/14	122.232	122.232	122.464	128.038	128.038
Medicare, Medicaid and all other patients: dental visits and consultations.....	51	1105031	06/14	130.921	130.921	131.293	131.935	131.935
Medicare, Medicaid and all other patients: dental surgical intervention services.....	51	1105032	06/14	110.405	110.405	110.744	110.744	110.744
Medicare and Medicaid and all other patients: dental non-surgical intervention services.....	51	1105033	06/14	120.256	120.256	120.366	130.789	130.789
Inpatient care.....	51	2	06/09	143.644	144.050	144.991	145.156	145.920
Inpatient care.....	51	21	06/09	143.644	144.050	144.991	145.156	145.920
Hospital inpatient care.....	51	2101	12/08	145.358	145.862	146.341	146.390	147.159
Hospital inpatient care.....	51	210101	12/08	145.358	145.862	146.341	146.390	147.159
Hospital inpatient care, general medical and surgical hospitals.....	51	2101011	12/08	146.910	147.440	147.953	147.990	148.833
Medicare patients: hospital inpatient care, general medical and surgical hospitals.....	51	21010111	06/14	119.086	119.231	119.259	119.252	119.252
Medicaid patients: hospital inpatient care, general medical and surgical hospitals.....	51	21010112	06/14	115.589	115.589	115.799	115.799	115.799
Private insur. & all other patients: hospital inpatient, general medical and surgical hospitals.....	51	21010113	06/14	132.978	133.768	134.643	134.720	136.313
Private insurance patients: hospital inpatient care, general medical and surgical hospitals.....	51	210101131	06/14	133.153	134.087	134.933	135.018	136.784
All other patients: hospital inpatient care, general medical and surgical hospitals.....	51	210101132	06/14	132.312	132.312	133.469	133.469	133.469
Hospital inpatient care, psychiatric & substance abuse hospitals.....	51	2101012	12/08	129.114	129.165	129.624	129.632	129.632
Hospital inpatient care, specialty hospitals.....	51	2101013	12/08	125.126	125.490	125.119	125.525	125.241
Medicare patients: hospital inpatient care, specialty hospitals.....	51	21010131	06/14	112.009	113.013	113.501	113.833	114.287
Medicaid patients: hospital inpatient care, specialty hospitals.....	51	21010132	06/14	116.015	117.169	115.620	117.406	115.899
Private insurance and all other patients: hospital inpatient care, specialty hospitals.....	51	21010133	06/14	108.379	108.001	107.347	107.316	106.841
Nursing home care.....	51	2102	12/08	142.202	142.338	143.864	144.490	145.369
Nursing home care.....	51	210201	12/08	142.202	142.338	143.864	144.490	145.369
Medicare and Medicaid patients: Nursing home care.....	51	21020101	12/08	139.410	139.369	141.880	141.744	141.703
Medicaid patients: Nursing home care.....	51	210201011	06/12	141.178	141.112	145.299	145.073	145.003
Medicare patients: Nursing home care.....	51	210201012	06/12	119.182	119.182	119.182	119.182	119.182
Private insurance and all other patients: Nursing home care.....	51	21020102	12/08	146.562	146.927	147.359	149.062	151.257
Private insurance patients: Nursing home care.....	51	210201021	06/14	106.720	106.720	106.720	106.720	106.720
All other patients: Nursing home care.....	51	210201022	06/14	130.769	131.153	131.621	133.463	135.840
Intellectual and developmental disability center care.....	51	2103	12/08	176.442	176.272	183.910	183.910	184.205
Intellectual and developmental disability center care.....	51	210301	12/08	176.442	176.272	183.910	183.910	184.205
Medicaid patients: Intellectual and developmental disability center care.....	51	21030101	06/14	140.901	140.735	142.233	142.233	142.519
Medicare, private ins. & all other patients: Intellectual & develop. disability center care.....	51	21030102	06/14	126.098	126.098	150.573	150.573	150.573

See footnotes at end of table.

Table 9. Producer price indexes for commodity and service groupings and individual items, not seasonally adjusted — Continued

[March 2023, Index base 1982=100, unless otherwise indicated]

Title	Commodity code		Other index base	Unadjusted index ¹				
	Group code	Item code		Nov. 2022	Dec. 2022 ^P	Jan. 2023 ^P	Feb. 2023 ^P	Mar. 2023 ^P
Sales of blood and blood products, organs, and tissues.	51	3	03/09	114.218	115.002	115.367	115.602	115.825
Sales of blood and blood products, organs, and tissues.	51	31	03/09	114.218	115.002	115.367	115.602	115.825
Sales of blood and blood products, organs, and tissues.	51	3101	03/09	114.218	115.002	115.367	115.602	115.825
Sales of blood and blood products, organs, and tissues.	51	310101	03/09	114.218	115.002	115.367	115.602	115.825
Accommodation services.	53	—	06/09	138.189	138.433	135.989	138.246	146.762
Traveler accommodation services.	53	1	06/09	138.189	138.433	135.989	138.246	146.762
Traveler accommodation services.	53	11	06/09	138.189	138.433	135.989	138.246	146.762
Guestroom or unit rental.	53	1101	03/09	142.927	143.213	140.088	142.587	152.285
Guestroom or unit rental.	53	110101	03/09	142.927	143.213	140.088	142.587	152.285
Other traveler accommodation services.	53	1102	03/09	137.030	136.894	141.323	141.667	139.919
Other traveler accommodation services.	53	110201	03/09	137.030	136.894	141.323	141.667	139.919
Food and beverage for immediate consumption services (partial).	54	—	06/09	127.604	127.058	128.214	128.953	129.178
Food and beverage for immediate consumption services (partial).	54	1	06/09	127.604	127.058	128.214	128.953	129.178
Food and nonalcoholic beverages for immediate consumption (partial).	54	11	04/09	122.146	121.487	122.758	123.617	123.582
Food and nonalcoholic beverages for immediate consumption (partial).	54	1101	04/09	122.146	121.487	122.758	123.617	123.582
Food and nonalcoholic beverages for immediate consumption (partial).	54	110101	04/09	122.146	121.487	122.758	123.617	123.582
Alcoholic beverages for immediate consumption (partial).	54	12	12/08	162.125	162.308	162.756	162.756	164.595
Alcoholic beverages for immediate consumption (partial).	54	1201	12/08	162.125	162.308	162.756	162.756	164.595
Alcoholic beverages for immediate consumption (partial).	54	120101	12/08	162.125	162.308	162.756	162.756	164.595
Repair and maintenance services (partial).	55	—	06/09	147.017	147.415	148.768	149.463	150.427
Commercial and industrial machinery and equipment repair and maintenance.	55	1	03/09	150.353	150.353	151.099	151.303	153.420
Commercial and industrial machinery and equipment repair and maintenance.	55	11	03/09	150.353	150.353	151.099	151.303	153.420
Commercial machinery repair and maintenance.	55	1101	03/09	150.353	150.353	151.099	151.303	153.420
Commercial machinery repair and maintenance.	55	110101	03/09	150.353	150.353	151.099	151.303	153.420
Motor vehicle repair and maintenance (partial).	55	2	12/08	154.298	154.640	156.473	156.741	156.741
Motor vehicle repair and maintenance (partial).	55	21	12/08	154.298	154.640	156.473	156.741	156.741
Motor vehicle repair and maintenance (partial).	55	2101	12/08	154.298	154.640	156.473	156.741	156.741
Motor vehicle repair and maintenance (partial).	55	210101	12/08	154.298	154.640	156.473	156.741	156.741
Ship repair and maintenance.	55	3	06/09	124.072	125.411	127.764	129.537	129.610
Ship repair and maintenance.	55	31	06/09	124.072	125.411	127.764	129.537	129.610
Ship repair, military.	55	3101	12/08	114.988	115.356	116.162	116.784	116.784
Ship repair, military.	55	310101	12/08	114.988	115.356	116.162	116.784	116.784
Ship repair, nonmilitary.	55	3102	12/08	148.252	152.480	158.130	162.359	162.585
Ship repair, nonmilitary.	55	310201	12/08	148.252	152.480	158.130	162.359	162.585
Aircraft repair and maintenance.	55	4	04/09	136.889	137.556	139.185	141.630	141.721
Aircraft repair and maintenance.	55	41	04/09	136.889	137.556	139.185	141.630	141.721
Aircraft repair and maintenance.	55	4101	04/09	136.889	137.556	139.185	141.630	141.721
Aircraft repair and maintenance.	55	410101	04/09	136.889	137.556	139.185	141.630	141.721
Entertainment services (partial).	56	—	06/09	122.505	123.411	126.049	126.969	127.445
Membership dues and admissions and recreation facility use fees (partial).	56	1	06/09	135.832	137.357	140.958	142.190	142.752
Membership dues and admissions and recreation facility use fees (partial).	56	11	06/09	135.832	137.357	140.958	142.190	142.752
Membership dues.	56	1101	04/09	122.036	122.097	127.148	127.737	127.899
Membership dues, golf courses and country clubs.	56	110101	04/09	149.472	149.641	160.595	160.595	161.098
Membership dues, fitness and recreational sports centers.	56	110102	04/09	105.640	105.640	107.816	108.658	108.658
Admissions and recreational facilities use fees (partial).	56	1102	12/08	159.091	163.783	164.284	166.791	168.152
Admissions and recreational facilities use fees, golf courses and country clubs.	56	110201	12/08	121.666	126.808	129.402	130.615	131.615
Admissions and recreational facilities use fees, fitness and recreational sports centers.	56	110202	12/08	144.786	144.786	150.463	153.169	153.169
Admissions and recreational facilities use fees, amusement and theme parks.	56	110203	12/08	193.786	198.705	194.609	198.035	200.368
Recreational activity instruction fees (partial).	56	2	12/08	123.016	123.016	123.016	123.016	123.016
Recreational activity instruction fees (partial).	56	21	12/08	123.016	123.016	123.016	123.016	123.016
Recreational activity instruction fees (partial).	56	2101	12/08	123.016	123.016	123.016	123.016	123.016
Recreational activity instruction fees (partial).	56	210101	12/08	123.016	123.016	123.016	123.016	123.016
Gaming receipts (partial).	56	3	12/08	109.786	110.065	111.886	112.551	112.985
Gaming receipts (partial).	56	31	12/08	109.786	110.065	111.886	112.551	112.985
Gaming receipts (partial).	56	3101	12/08	109.786	110.065	111.886	112.551	112.985
Gaming receipts (partial).	56	310101	12/08	109.786	110.065	111.886	112.551	112.985

See footnotes at end of table.

Table 9. Producer price indexes for commodity and service groupings and individual items, not seasonally adjusted — Continued

[March 2023, Index base 1982=100, unless otherwise indicated]

Title	Commodity code		Other index base	Unadjusted index ¹				
	Group code	Item code		Nov. 2022	Dec. 2022 ^P	Jan. 2023 ^P	Feb. 2023 ^P	Mar. 2023 ^P
Wholesale trade services.....	57	—	06/09	158.243	158.405	157.962	157.589	155.899
Machinery and equipment and parts and supplies wholesaling.....	57	1	06/09	165.666	169.617	167.720	165.685	161.164
Machinery and equipment and parts and supplies wholesaling.....	57	11	06/09	165.666	169.617	167.720	165.685	161.164
Parts and supplies for machinery and equipment wholesaling.....	57	1102	03/09	181.743	180.138	182.388	180.414	180.865
Parts and supplies for machinery and equipment wholesaling.....	57	110201	03/09	181.743	180.138	182.388	180.414	180.865
Machinery and vehicle wholesaling.....	57	1103	05/19	127.858	136.251	131.666	129.086	119.631
Machinery and vehicle wholesaling.....	57	110301	05/19	127.858	136.251	131.666	129.086	119.631
Professional and commercial equipment wholesaling.....	57	1104	05/19	96.122	97.539	98.879	100.119	106.352
Professional and commercial equipment wholesaling.....	57	110401	05/19	96.122	97.539	98.879	100.119	106.352
Furnishings wholesaling.....	57	2	03/09	142.107	143.441	143.637	142.920	142.920
Furnishings wholesaling.....	57	21	03/09	142.107	143.441	143.637	142.920	142.920
Furnishings wholesaling.....	57	2101	03/09	142.107	143.441	143.637	142.920	142.920
Furnishings wholesaling.....	57	210101	03/09	142.107	143.441	143.637	142.920	142.920
Building materials, paint, and hardware wholesaling.....	57	3	03/09	140.163	140.858	138.019	133.523	130.888
Building materials, paint, and hardware wholesaling.....	57	31	03/09	140.163	140.858	138.019	133.523	130.888
Building materials, paint, and hardware wholesaling.....	57	3101	03/09	140.163	140.858	138.019	133.523	130.888
Building materials, paint, and hardware wholesaling.....	57	310101	03/09	140.163	140.858	138.019	133.523	130.888
Metals, minerals, and ores wholesaling.....	57	4	03/09	251.704	235.981	271.899	276.467	273.655
Metals, minerals, and ores wholesaling.....	57	41	03/09	251.704	235.981	271.899	276.467	273.655
Metals, minerals, and ores wholesaling.....	57	4101	03/09	251.704	235.981	271.899	276.467	273.655
Metals, minerals, and ores wholesaling.....	57	410101	03/09	251.704	235.981	271.899	276.467	273.655
Chemicals and allied products wholesaling.....	57	5	03/09	131.130	129.458	134.586	130.196	131.134
Chemicals and allied products wholesaling.....	57	51	03/09	131.130	129.458	134.586	130.196	131.134
Chemicals and allied products wholesaling.....	57	5101	03/09	131.130	129.458	134.586	130.196	131.134
Chemicals and allied products wholesaling.....	57	510101	03/09	131.130	129.458	134.586	130.196	131.134
Paper and plastics products wholesaling.....	57	6	03/09	206.554	209.927	206.065	207.079	203.995
Paper and plastics products wholesaling.....	57	61	03/09	206.554	209.927	206.065	207.079	203.995
Paper and plastics products wholesaling.....	57	6101	03/09	206.554	209.927	206.065	207.079	203.995
Paper and plastics products wholesaling.....	57	610101	03/09	206.554	209.927	206.065	207.079	203.995
Apparel wholesaling.....	57	7	03/09	128.327	118.812	123.127	130.939	130.179
Apparel wholesaling.....	57	71	03/09	128.327	118.812	123.127	130.939	130.179
Apparel wholesaling.....	57	7101	03/09	128.327	118.812	123.127	130.939	130.179
Apparel wholesaling.....	57	710101	03/09	128.327	118.812	123.127	130.939	130.179
Food and alcohol wholesaling.....	57	8	06/09	138.913	136.464	135.918	135.547	137.477
Food and alcohol wholesaling.....	57	81	06/09	138.913	136.464	135.918	135.547	137.477
Food wholesaling.....	57	8101	03/09	135.687	132.883	132.114	131.611	133.924
Food wholesaling.....	57	810101	03/09	135.687	132.883	132.114	131.611	133.924
Alcohol wholesaling.....	57	8102	02/09	153.513	152.687	154.007	154.755	153.374
Alcohol wholesaling.....	57	810201	02/09	153.513	152.687	154.007	154.755	153.374
Other commodities wholesaling.....	57	9	03/09	157.403	155.886	150.321	154.088	152.521
Other commodities wholesaling.....	57	91	03/09	157.403	155.886	150.321	154.088	152.521
Other commodities wholesaling.....	57	9101	03/09	157.403	155.886	150.321	154.088	152.521
Other commodities wholesaling.....	57	910101	03/09	157.403	155.886	150.321	154.088	152.521
Retail trade services.....	58	—	06/09	154.241	154.270	152.188	153.644	154.382
Food and alcohol retailing.....	58	1	03/09	171.994	169.630	170.934	175.997	179.325
Food and alcohol retailing.....	58	11	03/09	171.994	169.630	170.934	175.997	179.325
Food retailing.....	58	1102	09/15	137.878	135.619	137.120	140.849	144.608
Food retailing.....	58	110201	09/15	137.878	135.619	137.120	140.849	144.608
Alcohol retailing.....	58	1103	09/15	125.084	126.078	124.286	129.976	125.825
Alcohol retailing.....	58	110301	09/15	125.084	126.078	124.286	129.976	125.825
Health and beauty care retailing, including optical goods.....	58	2	03/09	133.319	137.358	142.802	143.571	145.752
Health and beauty care retailing, including optical goods.....	58	21	03/09	133.319	137.358	142.802	143.571	145.752
Health and beauty care retailing, including optical goods.....	58	2101	03/09	133.319	137.358	142.802	143.571	145.752
Health and beauty care retailing, including optical goods.....	58	210101	03/09	133.319	137.358	142.802	143.571	145.752
Apparel, jewelry, footwear, and accessories retailing.....	58	3	06/09	127.368	127.098	124.799	130.431	130.601
Apparel, jewelry, footwear, and accessories retailing.....	58	31	06/09	127.368	127.098	124.799	130.431	130.601
Apparel, footwear, and accessories retailing.....	58	3101	03/09	124.014	122.467	118.783	126.159	126.201
Apparel, footwear, and accessories retailing.....	58	310101	03/09	124.014	122.467	118.783	126.159	126.201
Jewelry retailing.....	58	3102	03/09	131.783	138.740	146.586	138.990	140.035
Jewelry retailing.....	58	310201	03/09	131.783	138.740	146.586	138.990	140.035

See footnotes at end of table.

Table 9. Producer price indexes for commodity and service groupings and individual items, not seasonally adjusted — Continued
 [March 2023, Index base 1982=100, unless otherwise indicated]

Title	Commodity code		Other index base	Unadjusted index ¹				
	Group code	Item code		Nov. 2022	Dec. 2022 ^P	Jan. 2023 ^P	Feb. 2023 ^P	Mar. 2023 ^P
Computer hardware, software, and supplies retailing.....	58	4	03/09	92.351	92.947	91.638	78.289	80.010
Computer hardware, software, and supplies retailing.....	58	41	03/09	92.351	92.947	91.638	78.289	80.010
Computer hardware, software, and supplies retailing.....	58	4101	03/09	92.351	92.947	91.638	78.289	80.010
Computer hardware, software, and supplies retailing.....	58	410101	03/09	92.351	92.947	91.638	78.289	80.010
TV, video, and photographic equipment and supplies retailing.....	58	5	03/09	46.341	43.589	46.112	46.946	48.237
TV, video, and photographic equipment and supplies retailing.....	58	51	03/09	46.341	43.589	46.112	46.946	48.237
TV, video, and photographic equipment and supplies retailing.....	58	5101	03/09	46.341	43.589	46.112	46.946	48.237
TV, video, and photographic equipment and supplies retailing.....	58	510101	03/09	46.341	43.589	46.112	46.946	48.237
Automobiles and automobile parts retailing.....	58	6	06/09	201.657	192.905	178.767	178.395	179.946
Automobiles and automobile parts retailing.....	58	61	06/09	201.657	192.905	178.767	178.395	179.946
Automobile retailing (Partial).....	58	6101	03/09	228.894	213.584	192.152	192.273	195.388
Automobile retailing (Partial).....	58	610101	03/09	228.894	213.584	192.152	192.273	195.388
Automotive parts, including tires, retailing.....	58	6102	03/09	155.010	155.334	157.524	155.972	153.937
Automotive parts, including tires, retailing.....	58	610201	03/09	155.010	155.334	157.524	155.972	153.937
RVs, trailers, and campers retailing.....	58	8	03/09	125.067	113.544	131.724	123.662	124.411
RVs, trailers, and campers retailing.....	58	81	03/09	125.067	113.544	131.724	123.662	124.411
RVs, trailers, and campers retailing.....	58	8101	03/09	125.067	113.544	131.724	123.662	124.411
RVs, trailers, and campers retailing.....	58	810101	03/09	125.067	113.544	131.724	123.662	124.411
Sporting goods, including boats, retailing.....	58	9	03/09	125.694	122.220	122.844	121.613	126.175
Sporting goods, including boats, retailing.....	58	91	03/09	125.694	122.220	122.844	121.613	126.175
Sporting goods, including boats, retailing.....	58	9101	03/09	125.694	122.220	122.844	121.613	126.175
Sporting goods, including boats, retailing.....	58	910101	03/09	125.694	122.220	122.844	121.613	126.175
Lawn, garden, and farm equipment and supplies retailing.....	58	A	03/09	160.129	153.456	154.318	155.263	175.314
Lawn, garden, and farm equipment and supplies retailing.....	58	A1	03/09	160.129	153.456	154.318	155.263	175.314
Lawn, garden, and farm equipment and supplies retailing.....	58	A101	03/09	160.129	153.456	154.318	155.263	175.314
Lawn, garden, and farm equipment and supplies retailing.....	58	A10101	03/09	160.129	153.456	154.318	155.263	175.314
Furniture retailing.....	58	B	03/09	133.716	135.188	137.509	139.934	140.996
Furniture retailing.....	58	B1	03/09	133.716	135.188	137.509	139.934	140.996
Furniture retailing.....	58	B101	03/09	133.716	135.188	137.509	139.934	140.996
Furniture retailing.....	58	B10101	03/09	133.716	135.188	137.509	139.934	140.996
Flooring and floor coverings retailing.....	58	C	03/09	134.340	129.389	137.685	138.219	139.728
Flooring and floor coverings retailing.....	58	C1	03/09	134.340	129.389	137.685	138.219	139.728
Flooring and floor coverings retailing.....	58	C101	03/09	134.340	129.389	137.685	138.219	139.728
Flooring and floor coverings retailing.....	58	C10101	03/09	134.340	129.389	137.685	138.219	139.728
Hardware and building materials and supplies retailing.....	58	D	03/09	168.353	159.320	161.128	156.610	156.705
Hardware and building materials and supplies retailing.....	58	D1	03/09	168.353	159.320	161.128	156.610	156.705
Hardware and building materials and supplies retailing.....	58	D101	03/09	168.353	159.320	161.128	156.610	156.705
Hardware and building materials and supplies retailing.....	58	D10101	03/09	168.353	159.320	161.128	156.610	156.705
Major household appliance retailing.....	58	E	03/09	117.767	119.150	122.225	142.608	128.827
Major household appliance retailing.....	58	E1	03/09	117.767	119.150	122.225	142.608	128.827
Major household appliance retailing.....	58	E101	03/09	117.767	119.150	122.225	142.608	128.827
Major household appliance retailing.....	58	E10101	03/09	117.767	119.150	122.225	142.608	128.827
Fuels and lubricants retailing.....	58	F	06/09	287.343	331.224	292.383	289.233	255.722
Fuels and lubricants retailing.....	58	F1	06/09	287.343	331.224	292.383	289.233	255.722
Automotive fuels and lubricants retailing.....	58	F101	03/09	377.421	440.788	378.433	366.481	313.890
Automotive fuels and lubricants retailing.....	58	F10101	03/09	377.421	440.788	378.433	366.481	313.890
Household fuels retailing.....	58	F102	03/09	162.660	165.167	168.062	182.688	182.666
Household fuels retailing.....	58	F10201	03/09	162.660	165.167	168.062	182.688	182.666
Cleaning supplies and paper products retailing.....	58	G	03/09	178.469	174.812	178.799	192.924	193.692
Cleaning supplies and paper products retailing.....	58	G1	03/09	178.469	174.812	178.799	192.924	193.692
Cleaning supplies and paper products retailing.....	58	G101	03/09	178.469	174.812	178.799	192.924	193.692
Cleaning supplies and paper products retailing.....	58	G10101	03/09	178.469	174.812	178.799	192.924	193.692
Book retailing.....	58	H	03/09	141.727	133.411	140.362	134.317	131.803
Book retailing.....	58	H1	03/09	141.727	133.411	140.362	134.317	131.803
Book retailing.....	58	H101	03/09	141.727	133.411	140.362	134.317	131.803
Book retailing.....	58	H10101	03/09	141.727	133.411	140.362	134.317	131.803
Other merchandise retailing (partial).....	58	I	03/09	136.451	134.289	134.661	137.399	138.351
Other merchandise retailing (partial).....	58	I1	03/09	136.451	134.289	134.661	137.399	138.351
Other merchandise retailing (partial).....	58	I101	03/09	136.451	134.289	134.661	137.399	138.351

See footnotes at end of table.

Table 9. Producer price indexes for commodity and service groupings and individual items, not seasonally adjusted — Continued

[March 2023, Index base 1982=100, unless otherwise indicated]

Title	Commodity code		Other index base	Unadjusted index ¹				
	Group code	Item code		Nov. 2022	Dec. 2022 ^p	Jan. 2023 ^p	Feb. 2023 ^p	Mar. 2023 ^p
Other merchandise retailing (partial).....	58	110101	03/09	136.451	134.289	134.661	137.399	138.351
Metal treatment services.....	59	—	12/84	224.442	223.152	228.785	228.641	228.965
Metal treatment services.....	59	1	12/84	224.442	223.152	228.785	228.641	228.965
Metal treatment services.....	59	11	12/84	224.442	223.152	228.785	228.641	228.965
Metal plating and polishing.....	59	1101	12/84	241.273	241.273	250.008	250.008	250.008
Metal plating and polishing.....	59	110111	12/84	241.273	241.273	250.008	250.008	250.008
Metal coating and allied services.....	59	1102	12/84	216.861	214.261	218.719	218.036	216.964
Metal coating and allied services.....	59	110222	12/84	216.861	214.261	218.719	218.036	216.964
Metal heat treating.....	59	1103	06/85	191.059	191.059	195.147	196.175	200.235
Metal heat treating.....	59	110349	06/06	151.125	151.125	154.358	155.172	158.383
Mining services.....	60	—	06/85	260.077	260.844	262.171	263.781	264.029
Mining services.....	60	1	06/85	260.077	260.844	262.171	263.781	264.029
Mining services.....	60	11	06/85	260.077	260.844	262.171	263.781	264.029
Metal mining services.....	60	1101	12/85	277.779	271.493	271.493	271.493	271.493
Metal mining services.....	60	110101	12/85	277.779	271.493	271.493	271.493	271.493
Support activities for coal mining.....	60	1102	06/85	210.657	209.779	211.710	211.984	211.270
Support activities for coal mining.....	60	110201	06/85	210.657	209.779	211.710	211.984	211.270
Drilling oil and gas wells services.....	60	1103	12/85	403.951	408.258	409.723	409.723	409.723
Drilling oil and gas wells services.....	60	110301	12/85	403.951	408.258	409.723	409.723	409.723
Support activities for oil and gas operations.....	60	1104	12/85	215.508	215.772	217.014	218.892	219.195
Support activities for oil and gas operations.....	60	110401	12/85	215.508	215.772	217.014	218.892	219.195
Contract work on textile products, apparel, and leather.....	61	—	06/10	132.916	134.026	135.603	137.378	138.810
Contract work on textile products and apparel.....	61	1	06/10	132.951	134.085	135.664	137.478	138.942
Contract work on textile products and apparel.....	61	11	06/10	132.951	134.085	135.664	137.478	138.942
Contract work on textile products.....	61	1102	06/87	230.963	232.940	237.581	242.344	247.223
Commission finishing of broadwoven fabrics.....	61	110201	06/87	256.785	259.354	264.696	270.131	275.698
Commission finishing of cotton broadwoven fabrics.....	61	1102011	06/08	179.392	180.316	188.929	189.809	190.805
Other commission finishing of broadwoven fabrics (excl. cotton & wool).....	61	1102012	06/08	195.945	198.767	201.714	206.558	211.498
Commission knit or knit & finishing of weft & warp knit fabric.....	61	110204	12/94	139.176	139.176	138.177	138.177	138.177
Contract work on apparel.....	61	1103	06/87	143.872	145.128	145.671	146.540	146.540
Contract work on women's, girls' and infants' apparel.....	61	11031	12/11	109.801	111.477	112.197	113.350	113.350
Contract work on women's, girls', and infants' nontailored coats, jackets, & other outerwear.....	61	110313	06/07	106.782	112.038	115.207	120.279	120.279
Contract work on men's and boys' (including unisex) apparel.....	61	11032	12/11	125.106	125.106	125.106	125.106	125.106
Contract work on men's and boys' pants, work apparel, and other outerwear.....	61	110321	06/07	122.095	122.095	122.095	122.095	122.095
Contract work on men's and boys' shirts, tailored suits/coats/jackets, & underwear/nightwear.....	61	110323	06/07	136.201	136.201	136.201	136.201	136.201
Contract & commission receipts for tanning or finishing leather owned by others.....	61	2	06/11	129.830	129.830	131.309	131.309	131.309
Contract & commission receipts for tanning or finishing leather owned by others.....	61	21	06/11	129.830	129.830	131.309	131.309	131.309
Contract and commission receipts for tanning or finishing leather owned by others.....	61	2101	12/97	171.188	171.188	173.138	173.138	173.138
Contract and commission receipts for tanning or finishing leather owned by others.....	61	210101	12/97	171.188	171.188	173.138	173.138	173.138
Construction (partial).....	80	—	06/09	162.222	162.301	165.133	165.210	165.623
New nonresidential building construction.....	80	1	06/09	171.907	171.980	175.197	175.241	175.582
New nonresidential building construction.....	80	11	06/09	171.907	171.980	175.197	175.241	175.582
New warehouse building construction.....	80	1101	12/04	236.259	235.721	235.639	234.831	234.407
New warehouse building construction.....	80	110101	12/04	236.259	235.721	235.639	234.831	234.407
New school building construction.....	80	1102	12/05	223.920	223.613	227.038	227.072	227.478
New school building construction.....	80	110201	12/05	223.920	223.613	227.038	227.072	227.478
New office building construction.....	80	1103	06/06	198.424	199.063	206.807	207.179	207.867
New office building construction.....	80	110301	06/06	198.424	199.063	206.807	207.179	207.867
New industrial building construction.....	80	1104	06/07	192.079	191.931	193.793	194.065	194.838
New industrial building construction.....	80	110401	06/07	192.079	191.931	193.793	194.065	194.838
New health care building construction.....	80	1105	06/12	157.060	157.183	159.945	160.131	160.558
New health care building construction.....	80	110501	06/12	157.060	157.183	159.945	160.131	160.558
Maintenance and repair of nonresidential buildings (partial).....	80	2	04/09	142.805	142.898	143.997	144.302	145.298
Maintenance and repair of nonresidential buildings (partial).....	80	21	04/09	142.805	142.898	143.997	144.302	145.298
Maintenance and repair of nonresidential buildings (partial).....	80	2101	04/09	142.805	142.898	143.997	144.302	145.298
Maintenance and repair of nonresidential buildings (partial).....	80	210101	04/09	142.805	142.898	143.997	144.302	145.298

¹ All indexes are subject to revision for 4 months after their originally scheduled publication to incorporate late reports and corrections by survey respondents.

² Due to incomplete coverage of the services sector, some services indexes in this table reflect only a portion of their wherever-provided output. These indexes are flagged using the term "partial" at the end of their titles. For more information regarding wherever-provided services indexes, go to <https://www.bls.gov/ppi/wepnotice.htm>. This webpage includes methodology documentation, a table identifying missing coverage areas for those indexes with incomplete coverage, and a concordance table between wherever-provided services indexes and Census product codes.

^p Preliminary

"—" Data not available.

Table 10. Producer price indexes and percentage changes for net output of selected industries and industry groups, not seasonally adjusted
 [March 2023]

Title ¹	Index base	Industry code	Unadjusted index ²					Unadjusted 1-month percent change ²	Unadjusted 12-month percent change ²
			Nov. 2022	Dec. 2022 ^p	Jan. 2023 ^p	Feb. 2023 ^p	Mar. 2023 ^p		
Total mining, utilities, and manufacturing industries.....	12/06	AMUM--	159.504	158.436	159.901	157.000	156.688	-0.2	1.8
Total mining industries.....	12/84	OMIN--	251.173	256.976	247.135	229.900	212.707	-7.5	-18.9
Oil and gas extraction.....	12/85	211--	241.820	255.281	236.756	211.477	184.210	-12.9	-33.1
Mining (except oil & gas).....	12/03	212--	325.629	314.336	328.850	323.002	328.240	1.6	9.8
Mining support activities.....	06/09	213--	123.221	123.339	123.958	124.705	124.646	0.0	7.7
Utilities.....	12/03	221--	189.804	222.023	215.760	184.809	185.394	0.3	6.8
Total manufacturing industries.....	12/84	OMFG--	252.905	245.146	249.289	249.481	249.120	-0.1	1.5
Food mfg.....	12/84	311--	256.049	254.165	255.006	252.184	254.686	1.0	5.1
Beverage & tobacco mfg.....	12/03	312--	190.441	189.944	194.638	195.742	195.829	0.0	10.5
Textile mills.....	12/84	313--	174.586	172.761	171.526	171.698	172.686	0.6	3.6
Textile product mills.....	12/03	314--	157.831	157.059	158.263	158.308	158.541	0.1	5.0
Apparel manufacturing.....	12/03	315--	125.515	125.889	126.634	127.048	127.092	0.0	3.6
Leather and allied product manufacturing.....	12/84	316--	197.852	197.522	199.946	200.189	200.573	0.2	4.7
Wood product manufacturing.....	12/03	321--	192.852	188.956	186.753	186.220	185.695	-0.3	-21.1
Paper manufacturing.....	12/03	322--	188.070	188.503	188.580	188.423	187.347	-0.6	9.1
Printing and related support activities.....	12/03	323--	154.586	155.586	157.437	158.244	159.829	1.0	12.9
Petroleum and coal products manufacturing.....	12/84	324--	442.257	362.986	390.119	391.952	380.403	-2.9	-15.5
Chemical mfg.....	12/84	325--	361.070	358.830	360.470	362.349	362.432	0.0	3.1
Plastics and rubber products mfg.....	12/84	326--	253.824	253.851	253.776	253.243	252.891	-0.1	4.4
Nonmetallic mineral product mfg.....	12/84	327--	273.821	274.875	280.758	283.553	284.779	0.4	11.8
Primary metal mfg.....	12/84	331--	295.558	290.780	289.600	296.902	297.201	0.1	-9.5
Fabricated metal product mfg.....	12/84	332--	272.783	272.414	273.411	274.726	276.663	0.7	5.6
Machinery mfg.....	12/03	333--	172.279	172.666	174.977	175.511	176.458	0.5	9.5
Computer & electronic product mfg.....	12/03	334--	97.643	97.827	98.750	98.813	98.909	0.1	3.8
Electrical equipment, appliance & component mfg.....	12/03	335--	192.527	193.666	196.627	197.134	197.523	0.2	8.7
Transportation equipment mfg.....	12/03	336--	137.599	137.976	138.625	138.842	139.147	0.2	4.2
Furniture & related product mfg.....	12/84	337--	265.053	266.769	267.068	268.246	269.114	0.3	7.6
Miscellaneous mfg.....	12/03	339--	141.341	141.738	143.415	143.434	143.974	0.4	4.6
Material recyclers.....	12/86	429930	372.285	385.353	411.660	427.238	457.559	7.1	-19.6
Total trade industries.....	12/06	ATRADE	173.355	173.191	172.346	173.227	172.722	-0.3	1.0
Total wholesale trade industries.....	12/06	AWHLTR	183.639	184.186	184.895	184.950	183.218	-0.9	2.7
Merchant wholesalers, durable goods.....	06/04	423--	192.572	196.332	198.998	197.380	194.326	-1.5	-0.9
Merchant wholesalers, nondurable goods.....	06/05	424--	205.466	201.954	201.025	202.661	201.983	-0.3	7.5
Total retail trade industries.....	12/06	ARETTR	163.694	162.601	159.895	161.762	162.744	0.6	-1.1
Motor vehicle and parts dealers.....	12/03	441--	204.897	201.135	190.966	189.545	190.635	0.6	-7.6
Bldg material and garden equip and supp dealers.....	12/03	444--	206.980	197.930	200.650	206.528	206.846	0.2	-16.6
Food and beverage stores.....	12/99	445--	253.625	249.840	254.389	256.422	261.224	1.9	15.9
Furniture, home furnishings, electronics, and appliance retailers.....	12/22	449--	-	100.000	103.679	104.306	105.508	1.2	-
General merchandise retailers.....	12/03	455--	153.637	154.360	154.166	156.782	159.109	1.5	9.5
Health and personal care retailers.....	12/03	456--	145.697	143.918	145.598	143.010	145.189	1.5	-3.0
Gasoline stations and fuel dealers.....	12/22	457--	-	100.000	90.599	90.412	84.987	-6.0	-
Clothing and clothing accessories retailers.....	12/03	458--	147.847	150.405	142.265	157.813	159.628	1.2	8.9
Sporting goods and hobby retailers.....	12/03	4591--	131.546	124.580	122.271	122.737	122.989	0.2	-6.3
Book retailers and news dealers.....	12/03	4592--	138.296	128.525	134.653	130.816	131.100	0.2	-2.1
Office supplies, stationary, and gift retailers.....	12/03	4594--	175.030	173.640	173.798	174.478	174.205	-0.2	5.9
Transportation and warehousing industries.....	12/06	ATRNRW	169.792	169.731	170.167	169.964	168.845	-0.7	1.9
Transportation industries.....	12/06	ATRANS	163.824	163.888	162.546	162.264	161.006	-0.8	0.1
Air transportation.....	12/92	481--	259.574	263.477	269.848	264.082	271.768	2.9	10.8
Rail transportation.....	12/96	482--	232.179	232.043	234.267	232.026	231.603	-0.2	6.1
Water transportation.....	12/03	483--	200.921	200.813	196.233	198.588	197.972	-0.3	21.6
Truck transportation.....	12/03	484--	197.510	196.307	191.252	192.806	188.023	-2.5	-5.1
Pipeline transportation.....	05/22	486--	107.119	106.514	106.867	108.195	108.195	0.0	-
Transportation support activities.....	12/03	488--	143.367	143.902	142.441	142.002	139.923	-1.5	-11.2
Delivery and warehouse industries.....	12/06	ADLVWR	194.531	194.039	204.677	205.543	205.112	-0.2	9.9
U.S. Postal Service.....	06/89	491--	270.369	270.369	281.228	281.228	281.228	0.0	10.0
Couriers and messengers.....	12/03	492--	291.248	287.819	308.437	308.190	307.441	-0.2	7.6
Warehousing and storage.....	12/06	493--	136.197	139.072	143.459	147.533	146.793	-0.5	17.0
Services less trade, transportation, and warehousing ³	12/06	ATTDSV	136.023	136.224	137.756	138.420	138.277	-0.1	4.6
Information.....	12/06	AINFO-	109.097	108.970	109.650	109.693	110.004	0.3	2.5
Publishing industries.....	12/22	513--	-	100.000	101.968	102.830	103.152	0.3	-
Broadcasting, except internet.....	12/03	516--	140.964	136.552	131.906	125.550	123.244	-1.8	-8.1

See footnotes at end of table.

Table 10. Producer price indexes and percentage changes for net output of selected industries and industry groups, not seasonally adjusted — Continued
 [March 2023]

Title ¹	Index base	Industry code	Unadjusted index ²					Unadjusted 1-month percent change ²	Unadjusted 12-month percent change ²
			Nov. 2022	Dec. 2022 ^p	Jan. 2023 ^p	Feb. 2023 ^p	Mar. 2023 ^p	Feb. to Mar. ^p	Mar. 2022 to Mar. 2023 ^p
Information - Continued									
Telecommunications.....	12/03	517--	105.914	106.173	107.479	107.670	108.384	0.7	5.2
Data processing and related services.....	12/03	5182--	113.040	113.067	113.087	113.207	113.406	0.2	2.2
Selected health care industries.....	12/06	ASHC--	137.742	138.014	138.812	139.305	139.806	0.4	2.9
Offices of physicians.....	12/96	6211--	143.659	143.879	143.749	144.390	144.593	0.1	1.0
Offices of dentists.....	06/10	6212--	127.830	127.830	128.808	132.455	132.455	0.0	4.7
Medical and diagnostic laboratories.....	12/03	6215--	103.130	103.142	103.814	103.576	103.576	0.0	-0.2
Home health care services.....	12/96	6216--	156.848	157.033	158.517	158.620	158.623	0.0	2.7
Blood and organ banks.....	06/06	621991	127.090	127.952	128.359	128.670	128.901	0.2	4.0
Hospitals.....	12/92	622--	224.414	225.023	226.522	226.655	227.835	0.5	3.0
Nursing care facilities.....	12/03	6231--	171.699	171.857	173.703	174.459	175.576	0.6	7.0
Residential developmental disability homes.....	12/03	62321-	209.381	209.187	217.117	217.117	217.423	0.1	7.9
Other selected services less trade, transportation, and warehousing industries.....	12/06	ASTDSV	141.851	142.118	144.140	144.944	144.400	-0.4	5.7
Depository credit intermediation.....	12/03	5221--	124.547	125.956	132.680	136.664	131.880	-3.5	31.6
Security, commodity contracts and like activity.....	12/03	523--	238.819	237.307	244.237	249.808	244.817	-2.0	8.4
Insurance carriers and related activities.....	12/03	524--	146.961	147.549	148.405	148.482	148.580	0.1	2.0
Lessors of nonres bldg (exc miniwarehouse).....	12/03	53112-	136.832	138.464	141.236	135.046	133.528	-1.1	1.9
Lessors of miniwarehouse and self storage units.....	12/03	53113-	194.552	194.370	195.031	194.414	193.857	-0.3	9.4
Offices of real estate agents and brokers.....	12/03	5312--	185.388	185.147	184.228	182.634	181.624	-0.6	0.7
Real estate property managers.....	12/03	53131-	127.562	126.450	127.333	126.997	127.008	0.0	1.3
Offices of real estate appraisers.....	12/03	531320	116.795	116.857	117.571	116.296	114.282	-1.7	-0.9
Automotive equipment rental and leasing.....	06/01	5321--	155.958	153.590	149.077	150.624	153.581	2.0	-2.5
Other heavy machinery rental and leasing.....	12/03	532412	135.451	135.558	135.684	135.698	135.482	-0.2	7.6
Legal services.....	12/96	5411--	257.630	257.309	265.519	270.585	270.279	-0.1	6.5
Offices of certified public accountants.....	12/03	541211	134.164	134.555	138.288	138.193	137.794	-0.3	6.5
Other accounting services.....	12/03	541219	142.058	141.228	142.564	146.801	146.801	0.0	-4.7
Architectural, engineering and related services.....	12/96	5413--	184.876	184.748	186.794	187.608	187.655	0.0	3.0
Management and technical consulting services.....	06/06	5416--	126.443	127.977	128.461	127.566	127.015	-0.4	-0.7
Advertising agencies.....	12/03	54181-	123.110	123.137	123.250	123.439	123.822	0.3	1.3
Employment services.....	12/96	5613--	159.170	159.162	159.390	158.821	159.397	0.4	1.1
Travel agencies.....	12/03	56151-	104.398	105.109	105.130	104.607	104.193	-0.4	5.9
Security guards and patrol services.....	12/04	561612	151.584	151.554	153.260	153.425	153.535	0.1	7.9
Janitorial services.....	12/03	56172-	134.355	135.707	136.262	136.109	136.502	0.3	2.9
Waste collection.....	12/03	5621--	171.487	171.639	173.951	177.509	180.946	1.9	11.9
Amusement and theme parks.....	06/06	71311-	208.396	210.771	211.032	212.223	214.435	1.0	3.9
Golf courses and country clubs.....	12/05	71391-	150.184	151.561	159.291	159.632	160.158	0.3	9.4
Fitness and recreational sports centers.....	12/04	71394-	113.384	113.625	116.101	117.023	117.023	0.0	6.5
Accommodation.....	12/96	721--	189.629	189.929	188.248	190.588	198.788	4.3	2.7
Commercial machinery repair and maintenance.....	06/06	8113--	179.394	179.406	180.691	180.694	184.063	1.9	11.8

¹ Indexes in this table are derived from the net-output-weighted industry price indexes. Because of differences in coverage and aggregation methodology, they will generally not match the movements of similarly titled indexes which are derived from traditional commodity groupings.

² All indexes are subject to revision for 4 months after their originally scheduled publication to incorporate late reports and corrections by survey respondents.

³ Formerly titled "Total traditional service industries."

p Preliminary

-- Data not available.

Table 11. Producer price indexes for net output of selected industries and their products, not seasonally adjusted
[March 2023]

Title ¹	Industry code	Product code	Index base	Unadjusted index ²				
				Nov. 2022	Dec. 2022 ^P	Jan. 2023 ^P	Feb. 2023 ^P	Mar. 2023 ^P
Logging.....	1133		12/81	220.772	221.197	219.920	217.626	214.189
Logging.....	11331		12/81	220.772	221.197	219.920	217.626	214.189
Logging.....	113310		12/81	220.905	221.330	220.052	217.757	214.318
Primary products.....		113310-P	12/81	229.614	230.056	228.728	226.342	222.767
Secondary products and miscellaneous receipts.....		113310-SM						
Mining								
Total mining industries.....			12/84	251.173	256.976	247.135	229.900	212.707
Oil and gas extraction.....	211		12/85	241.820	255.281	236.756	211.477	184.210
Oil and gas extraction.....	2111		12/85	241.820	255.281	236.756	211.477	184.210
Crude petroleum and natural gas extraction.....	211111		06/02	249.188	260.501	234.349	215.542	188.715
Primary products.....		211111-P	06/84	219.491	229.456	206.420	189.855	166.225
Crude petroleum.....		211111-1	06/84	259.138	225.977	223.318	232.735	208.878
Natural gas (from the wellhead).....		211111-3	06/84	159.728	206.067	156.805	105.213	84.829
Natural gas liquids extraction.....	211112		06/02	200.131	224.039	243.524	186.870	158.020
Primary products.....		211112-P	06/02	199.232	223.032	242.430	186.030	157.310
Natural gas liquids.....		211112-1	06/84	218.846	187.025	191.504	195.089	176.333
Isopentane and natural gasoline.....		211112-11	06/84	266.943	248.547	290.874	279.911	260.524
Propane.....		211112-12	06/84	179.263	139.260	178.574	184.422	176.103
Butane.....		211112-13	06/84	169.003	156.141	194.264	221.921	160.147
Plant condensate, ethane, gas mixtures, and other natural gas liquids.....		211112-14	06/96	238.310	202.168	181.256	181.571	168.714
Residue gas shipped from natural gas liquids plants.....		211112-3	06/84	192.479	272.342	321.271	143.443	96.963
Mining (except oil & gas).....	212		12/03	325.629	314.336	328.850	323.002	328.240
Coal mining.....	2121		12/85	312.355	286.824	295.015	293.030	297.166
Coal mining.....	21211		12/01	336.522	309.015	317.840	315.701	320.157
Coal mining.....	212110		12/22	—	100.000	102.856	102.164	103.606
Primary products.....		212110-P	12/22	—	100.000	102.856	102.164	103.606
Coal, utility sold.....		212110-1	12/22	—	100.000	103.565	102.311	104.536
Bituminous coal and lignite surface mining (utility sold).....		212110-11	12/01	209.980	204.465	206.560	204.768	206.419
Raw bituminous and lignite from surface mining operations (utility sold).....		212110-111	12/01	213.976	213.357	212.314	214.660	216.749
Processed bituminous coal and lignite surface operations (utility sold).....		212110-113	12/01	209.619	202.708	205.706	202.727	204.260
Bituminous coal underground mining (utility sold).....		212110-12	12/01	498.923	440.524	462.247	455.830	468.992
Raw bituminous coal shipped from underground mining operations (utility sold).....		212110-121	12/22	—	100.000	102.218	98.548	104.494
Processed bituminous coal shipped from underground mines (utility sold).....		212110-123	12/01	568.776	502.201	528.800	522.980	535.986
Coal exports.....		212110-4	12/22	—	100.000	99.533	102.974	99.269
Coal non-utility sold (including anthracite).....		212110-5	12/79	438.499	438.499	438.487	434.293	437.664
Metal ore mining.....	2122		12/84	415.277	414.594	438.286	418.897	433.612
Iron ore mining.....	21221		12/84	213.087	212.792	214.648	214.648	214.648
Iron ore mining.....	212210		12/84	213.087	212.792	214.648	214.648	214.648
Primary products.....		212210-P	12/84	218.201	217.898	219.798	219.798	219.798
Iron ore (including crude, concentrates, agglomerates and pellets).....		212210-0	12/97	226.211	225.898	227.868	227.868	227.868
Copper, nickel, lead & zinc mining.....	21223		06/88	437.420	418.061	447.867	414.150	414.150
Copper, nickel, lead and zinc mining.....	212230		06/88	450.497	430.655	461.373	426.640	426.640
Primary products.....		212230-P	12/03	403.282	376.105	405.580	375.126	375.126
Secondary products and miscellaneous receipts.....		212230-SM						
Secondary products and miscellaneous receipts.....	212290							
Nonmetallic mineral mining & quarrying.....	2123		12/84	355.113	356.025	373.658	373.911	373.989
Stone mining & quarrying.....	21231		12/84	387.297	389.002	411.269	413.707	414.765
Dimension stone mining and quarrying.....	212311		06/85	284.217	284.217	308.455	313.003	313.003
Primary products.....		212311-P	06/85	272.569	272.569	296.775	301.317	301.317
Dimension stone.....		212311-0	06/85	272.569	272.569	296.775	301.317	301.317
Secondary products and miscellaneous receipts.....		212311-SM						
Crushed and broken limestone mining.....	212312		12/83	397.843	399.859	419.535	422.945	424.622
Primary products.....		212312-P	12/83	403.452	405.596	425.685	429.288	431.068
Crushed and broken limestone.....		212312-0	12/83	403.452	405.596	425.685	429.288	431.068
Secondary products and miscellaneous receipts.....		212312-SM						
Crushed and broken granite mining.....	212313		12/83	496.116	499.084	549.542	549.542	549.542
Primary products.....		212313-P	12/83	495.652	498.725	549.183	549.183	549.183
Crushed and broken granite.....		212313-0	12/83	495.652	498.725	549.183	549.183	549.183
Secondary products and miscellaneous receipts.....		212313-SM						

See footnotes at end of table.

Table 11. Producer price indexes for net output of selected industries and their products, not seasonally adjusted — Continued
 [March 2023]

Title ¹	Industry code	Product code	Index base	Unadjusted index ²				
				Nov. 2022	Dec. 2022 ^P	Jan. 2023 ^P	Feb. 2023 ^P	Mar. 2023 ^P
Crushed and broken granite mining - Continued								
Other crushed and broken stone mining.....	212319		12/83	333.697	333.776	347.050	347.637	347.637
Primary products.....		212319-P	12/83	339.842	340.224	354.513	355.145	355.145
Bituminous limestone and sandstone, and other crushed and broken stone.....		212319-0	12/83	339.842	340.224	354.513	355.145	355.145
Secondary products and miscellaneous receipts.....		212319-SM						
Sand/gravel/clay/refractory minerals mining.....	21232		12/03	229.137	228.855	238.526	240.794	239.369
Construction sand and gravel mining.....	212321		06/82	468.065	467.213	483.358	487.121	483.654
Primary products.....		212321-P	06/82	475.950	475.074	491.284	495.388	492.467
Construction sand and gravel (run of pit/bank, washed, screened, etc).....		212321-0	06/82	475.950	475.074	491.284	495.388	492.467
Construction sand and gravel, Midwest.....		212321-02	12/12	178.010	177.216	185.033	187.186	184.767
Construction sand and gravel, West.....		212321-04	12/12	164.879	164.779	167.828	169.344	168.824
Secondary products and miscellaneous receipts.....		212321-SM						
Miscellaneous receipts.....		212321-M	06/82	444.711	444.711	460.630	460.630	460.630
Kaolin, clay, and ceramic and refractory minerals mining.....	212323		12/22	—	100.000	107.470	109.244	109.124
Primary products.....		212323-P	12/22	—	100.000	107.470	109.244	109.125
Kaolin and ball clay.....		212323-1	06/84	247.499	247.499	281.061	281.061	281.061
Bentonite.....		212323-2	06/84	221.364	221.364	225.837	225.837	225.837
Secondary products and miscellaneous receipts.....		212323-SM						
Other nonmetallic mineral mining & quarrying.....	21239		12/84	291.198	292.416	304.927	295.941	297.573
Other nonmetallic mineral mining and quarrying.....	212390		12/22	—	100.000	104.278	101.206	101.764
Primary products.....		212390-P	12/22	—	100.000	104.278	101.205	101.764
Rock salt.....		212390-5	12/84	420.253	420.253	420.820	420.820	420.820
All other nonmetallic minerals, including gypsum.....		212390-9	06/85	354.413	364.815	372.845	372.845	403.295
Secondary and miscellaneous.....		212390-SM						
Mining support activities.....	213		06/09	123.221	123.339	123.958	124.705	124.646
Mining support activities.....	2131		06/09	123.221	123.339	123.958	124.705	124.646
Mining support activities.....	21311		06/09	123.221	123.339	123.958	124.705	124.646
Drilling oil and gas wells.....	213111		12/85	400.594	404.865	406.383	406.383	406.383
Primary services.....		213111-P	12/85	397.873	402.115	403.623	403.623	403.623
Oil and gas well directional drilling control.....		213111-03	12/03	135.478	145.702	145.702	145.702	145.702
Drilling oil and gas wells, including drilling in, spudding in or tailing in.....		213111-04	12/85	391.774	393.530	395.308	395.308	395.308
Reworking oil and gas wells.....		213111-05	12/92	405.098	405.098	405.098	405.098	405.098
Support activities for oil and gas operations.....	213112		12/85	212.061	211.764	212.950	214.745	214.625
Primary services.....		213112-P	12/85	213.192	213.455	214.714	216.644	217.043
Oil and gas field support services.....		213112-0	12/85	213.192	213.455	214.714	216.644	217.043
Secondary products and miscellaneous receipts.....		213112-SM						
Support activities for coal mining.....	213113		06/85	208.797	207.927	209.840	210.113	209.404
Primary services.....		213113-P	06/85	210.602	209.724	211.654	211.929	211.214
Coal mining services.....		213113-0	06/85	210.602	209.724	211.654	211.929	211.214
Support activities for metal mining.....	213114		12/85	274.986	268.749	268.749	268.749	268.749
Primary services.....		213114-P	12/85	278.193	271.883	271.883	271.883	271.883
Metal mining services.....		213114-0	12/85	278.193	271.883	271.883	271.883	271.883
Utilities.....	221		12/03	189.804	222.023	215.760	184.809	185.394
Electric power generation, transmission, and distribution.....	2211		12/03	185.463	223.737	212.168	177.480	181.251
Electric power generation.....	22111		12/03	194.094	310.692	263.571	157.313	179.112
Electric power generation.....	221110		12/03	194.072	310.650	263.527	157.247	179.050
Primary products.....		221110-P	12/03	198.148	321.711	272.629	161.366	184.192
Utilities.....		221110-4	12/03	197.917	268.613	340.551	203.280	207.686
Non-utilities.....		221110-5	12/03	180.449	347.673	222.926	130.860	164.833
Secondary products and miscellaneous receipts.....		221110-SM						
Electric power transmission, control, and distribution.....	22112		12/03	179.920	185.224	187.814	181.851	178.490
Electric bulk power transmission and control.....	221121		12/03	205.000	204.048	205.095	205.781	206.743
Primary products.....		221121-P	12/03	205.465	204.511	205.561	206.247	207.212
Electric bulk power transmission and control.....		221121-3	12/03	205.465	204.511	205.561	206.247	207.212
Electric power distribution.....	221122		12/03	179.125	184.688	187.326	181.092	177.559
Primary products.....		221122-P	12/90	212.153	214.063	224.053	223.246	221.525
Residential electric power.....		221122-41	12/90	211.966	212.867	219.476	220.782	219.667
New England residential electric power.....		221122-411	12/90	209.997	212.282	242.529	242.529	242.529
Middle Atlantic residential electric power.....		221122-412	12/90	183.048	186.747	187.721	188.089	182.942
East North Central residential electric power.....		221122-413	12/90	191.928	196.702	205.878	205.845	215.567
West North Central residential electric power.....		221122-414	12/90	163.946	157.438	158.313	157.795	157.009
South Atlantic residential electric power.....		221122-415	12/90	195.214	196.615	200.474	202.729	202.611

See footnotes at end of table.

Table 11. Producer price indexes for net output of selected industries and their products, not seasonally adjusted — Continued
 [March 2023]

Title ¹	Industry code	Product code	Index base	Unadjusted index ²				
				Nov. 2022	Dec. 2022 ^p	Jan. 2023 ^p	Feb. 2023 ^p	Mar. 2023 ^p
Electric power distribution - Continued								
East South Central residential electric power.....		221122-416	12/90	226.874	229.182	238.422	245.310	238.546
West South Central residential electric power.....		221122-417	12/90	240.893	237.484	236.978	239.755	225.420
Mountain residential electric power.....		221122-418	12/90	165.738	165.812	168.575	168.207	171.664
Pacific residential electric power.....		221122-419	12/90	301.265	301.250	317.818	317.769	321.688
Commercial electric power.....		221122-42	12/90	204.206	205.931	215.726	215.535	213.511
New England commercial electric power.....		221122-421	12/90	252.417	255.484	287.388	287.388	287.388
Middle Atlantic commercial electric power.....		221122-422	12/90	181.401	190.174	198.298	195.166	180.921
East North Central commercial electric power.....		221122-423	12/90	177.947	181.658	194.561	189.842	198.483
West North Central commercial electric power.....		221122-424	12/90	157.788	149.237	151.709	150.139	148.835
South Atlantic commercial electric power.....		221122-425	12/90	162.514	163.656	169.108	170.147	170.089
East South Central commercial electric power.....		221122-426	12/90	198.104	203.216	208.871	214.381	211.936
West South Central commercial electric power.....		221122-427	12/90	240.157	233.657	230.987	236.614	220.584
Mountain commercial electric power.....		221122-428	12/90	145.654	145.717	149.505	148.636	152.323
Pacific commercial electric power.....		221122-429	12/90	301.677	301.637	327.812	327.692	335.271
Industrial electric power.....		221122-43	12/90	228.930	234.011	254.468	245.771	242.993
New England industrial electric power.....		221122-431	12/90	206.870	272.063	250.612	246.426	216.436
Middle Atlantic industrial electric power.....		221122-432	12/90	218.456	208.061	216.736	216.198	206.378
East North Central industrial electric power.....		221122-433	12/90	247.614	250.030	272.499	265.747	327.647
West North Central industrial electric power.....		221122-434	12/90	174.433	174.403	179.703	170.369	173.498
South Atlantic industrial electric power.....		221122-435	12/90	160.579	160.963	163.509	164.283	163.834
East South Central industrial electric power.....		221122-436	12/90	194.803	199.152	204.892	222.083	206.152
West South Central industrial electric power.....		221122-437	12/90	298.451	291.817	290.817	294.918	280.179
Mountain industrial electric power.....		221122-438	12/90	187.140	193.442	308.341	228.488	178.219
Pacific industrial electric power.....		221122-439	12/90	265.104	265.076	289.166	288.956	291.533
Transportation electric power.....		221122-45	12/10	119.011	119.386	126.192	126.247	126.166
Secondary products and miscellaneous receipts.....		221122-SM						
Miscellaneous receipts.....		221122-M	12/90	188.950	186.765	189.601	189.606	189.606
Natural gas distribution.....	2212		12/03	184.462	188.903	202.569	188.896	177.919
Natural gas distribution.....	22121		12/03	184.462	188.903	202.569	188.896	177.919
Natural gas distribution.....	221210		12/03	184.368	188.843	202.507	188.836	177.862
Primary products.....		221210-P	12/90	299.507	310.858	334.433	310.847	291.916
Natural gas to ultimate consumers.....		221210-11	12/90	301.288	313.124	337.356	310.411	288.631
Residential natural gas.....		221210-112	12/90	303.554	310.744	346.868	311.245	287.676
New England residential natural gas.....		221210-1121	06/12	188.242	186.111	185.380	182.300	179.309
Middle Atlantic residential natural gas.....		221210-1122	06/12	152.918	154.312	160.859	160.171	150.698
East North Central residential natural gas.....		221210-1123	06/12	175.988	176.166	172.646	165.038	159.722
West North Central residential natural gas.....		221210-1124	06/12	153.961	172.514	173.691	163.558	150.982
South Atlantic residential natural gas.....		221210-1125	06/12	147.803	146.191	150.560	141.907	127.886
East South Central residential natural gas.....		221210-1126	06/12	132.549	125.444	124.628	123.556	112.308
West South Central residential natural gas.....		221210-1127	06/12	219.045	222.872	223.329	217.230	202.962
Mountain residential natural gas.....		221210-1128	06/12	196.854	196.606	205.491	206.435	206.491
Pacific residential natural gas.....		221210-1129	06/12	175.706	194.792	324.107	211.906	171.506
Commercial natural gas.....		221210-113	12/90	312.035	323.787	366.754	319.795	286.565
New England commercial natural gas.....		221210-1131	06/12	201.624	196.944	196.745	186.105	180.898
Middle Atlantic commercial natural gas.....		221210-1132	06/12	142.208	146.884	144.973	143.432	135.156
East North Central commercial natural gas.....		221210-1133	06/12	190.816	189.780	183.910	175.286	169.311
West North Central commercial natural gas.....		221210-1134	06/12	167.215	191.119	189.176	181.193	157.621
South Atlantic commercial natural gas.....		221210-1135	06/12	145.461	147.214	152.895	145.358	123.608
East South Central commercial natural gas.....		221210-1136	06/12	151.764	146.678	141.140	139.278	130.032
West South Central commercial natural gas.....		221210-1137	06/12	239.959	241.360	242.792	234.887	212.142
Mountain commercial natural gas.....		221210-1138	06/12	213.342	213.178	223.555	223.713	223.860
Pacific commercial natural gas.....		221210-1139	06/12	210.786	247.091	473.235	277.800	198.301
Industrial natural gas.....		221210-114	12/90	259.379	273.819	280.746	258.923	235.873
New England industrial natural gas.....		221210-1141	09/16	211.195	205.577	205.837	195.551	188.564
Middle Atlantic industrial natural gas.....		221210-1142	09/16	201.172	207.869	189.497	180.680	172.374
East North Central industrial natural gas.....		221210-1143	06/12	181.403	195.230	190.382	171.481	158.588
West North Central industrial natural gas.....		221210-1144	06/12	174.188	201.277	203.817	194.586	175.144
South Atlantic industrial natural gas.....		221210-1145	09/16	165.730	167.153	172.970	158.356	145.631
East South Central industrial natural gas.....		221210-1146	09/16	171.951	169.324	154.214	149.675	125.262
West South Central industrial natural gas.....		221210-1147	09/16	196.215	205.183	197.365	175.649	164.126
Mountain industrial natural gas.....		221210-1148	09/16	150.859	150.859	159.991	161.469	162.310
Pacific industrial natural gas.....		221210-1149	09/16	145.391	158.392	208.912	195.887	166.278
To electric power.....		221210-115	12/90	257.286	271.839	275.198	268.379	256.223
Delivered to ultimate consumers for the account of others (transportation only).....		221210-12	12/90	253.187	260.494	277.391	276.427	276.553
Industrial consumer.....		221210-122	12/90	245.779	247.243	257.346	255.629	253.723
Other consumers.....		221210-123	12/90	517.035	539.437	582.643	581.759	584.825
Secondary products and miscellaneous receipts.....		221210-SM						

See footnotes at end of table.

Table 11. Producer price indexes for net output of selected industries and their products, not seasonally adjusted — Continued
 [March 2023]

Title ¹	Industry code	Product code	Index base	Unadjusted index ²				
				Nov. 2022	Dec. 2022 ^p	Jan. 2023 ^p	Feb. 2023 ^p	Mar. 2023 ^p
Natural gas distribution - Continued								
Miscellaneous receipts.....		221210-M	12/90	197.613	198.646	198.713	198.299	197.189
Construction industries								
New industrial building construction.....	236211		06/07	191.604	191.458	193.325	193.596	194.366
Primary products.....		236211-P	06/07	191.604	191.458	193.325	193.596	194.366
New warehouse building construction.....	236221		12/04	236.600	236.056	235.956	235.162	234.741
Primary products.....		236221-P	12/04	236.600	236.056	235.956	235.162	234.741
New school building construction.....	236222		12/05	223.939	223.625	227.069	227.105	227.511
Primary products.....		236222-P	12/05	223.939	223.625	227.069	227.105	227.511
New office building construction.....	236223		06/06	199.408	200.129	207.883	208.254	208.987
Primary products.....		236223-P	06/06	199.408	200.129	207.883	208.254	208.987
New health care building construction.....	236224		06/12	157.053	157.176	160.037	160.227	160.633
Primary products.....		236224-P	06/12	157.053	157.176	160.037	160.227	160.633
Concrete contractors, nonresidential building work.....	23811X		12/07	178.886	179.582	178.150	178.332	178.558
Primary products.....		23811X-P	12/07	178.886	179.582	178.150	178.332	178.558
Roofing contractors, nonresidential building work.....	23816X		12/07	189.049	189.415	198.667	199.566	199.896
Primary products.....		23816X-P	12/07	189.049	189.415	198.667	199.566	199.896
Electrical contractors, nonresidential building work.....	23821X		12/07	162.562	162.354	175.275	175.527	175.697
Primary products.....		23821X-P	12/07	162.562	162.354	175.275	175.527	175.697
Plumbing, heating and air-conditioning contractors, nonresidential building work.....	23822X		12/07	170.524	170.985	172.652	172.849	174.200
Primary products.....		23822X-P	12/07	170.524	170.985	172.652	172.849	174.200
Manufacturing								
Total manufacturing industries.....			12/84	252.905	245.146	249.289	249.481	249.120
Food mfg.....	311		12/84	256.049	254.165	255.006	252.184	254.686
Animal food mfg.....	3111		12/03	218.640	218.136	218.476	218.976	222.917
Animal food mfg.....	31111		12/03	219.899	219.392	219.733	220.236	224.200
Dog and cat food manufacturing.....	311111		12/85	278.358	278.438	278.871	278.995	296.280
Primary products.....		311111-P	12/85	285.410	285.516	285.963	286.091	303.874
Dog food.....		311111-1	12/85	300.762	300.917	301.498	301.677	316.054
Canned dog food.....		311111-11	12/98	218.909	218.909	218.909	219.125	232.127
Dry and semi moist dog food.....		311111-14	12/11	139.349	139.452	139.780	139.851	146.165
Cat food.....		311111-4	12/85	261.244	261.244	261.417	261.439	287.041
Canned cat food.....		311111-44	12/11	157.490	157.490	157.490	157.498	166.192
Dry and semi moist cat food.....		311111-45	12/98	215.902	215.902	216.085	216.106	239.849
Secondary products and miscellaneous receipts.....		311111-SM						
Miscellaneous receipts.....		311111-M1	12/10	140.432	140.432	140.432	140.432	140.898
Other animal food manufacturing.....	311119		12/80	252.737	251.695	252.088	252.969	250.268
Primary products.....		311119-P	12/80	247.372	246.334	246.510	247.443	244.615
Complete swine feed, supplements, concentrates, and premixes.....		311119-B	12/11	128.234	123.887	124.409	124.985	125.217
Complete beef cattle feed, supplements, concentrates, and premixes.....		311119-H	12/11	138.375	134.566	133.400	133.993	132.117
Poultry, exc. chicken and turkey, and livestock, exc. cattle and swine, feed.....		311119-N	12/80	356.030	356.715	354.289	353.637	352.584
Pet (excluding dog and cat), laboratory, and fur animal feed.....		311119-R	06/91	257.736	259.086	259.476	261.680	256.544
Chicken and turkey feed, supplements, concentrates, and premixes.....		311119-1	12/80	205.927	205.005	205.625	208.399	207.401
Complete dairy cattle feed, supplements, concentrates, and premixes.....		311119-5	12/11	141.189	143.916	144.773	142.770	138.354
Other prepared animal feeds, including feeding materials and adjuncts.....		311119-9	12/80	314.418	311.576	310.434	312.506	307.944
Secondary products and miscellaneous receipts.....		311119-SM						
Miscellaneous receipts.....		311119-M	12/80	275.358	274.048	277.676	273.685	277.314
Secondary products.....		311119-S	12/80	367.797	369.103	377.437	377.561	379.051
Grain & oilseed milling.....	3112		12/03	200.531	197.918	198.441	197.902	194.889
Flour milling & malt mfg.....	31121		12/03	226.447	224.441	225.171	225.678	221.965
Flour milling.....	311211		06/83	268.970	264.182	262.492	261.556	254.886
Primary products.....		311211-P	06/83	273.337	268.959	267.273	266.352	259.384
Prepared flour mixes, including refrigerated and frozen doughs and batters, made in flour mills.....		311211-A	06/83	261.760	263.104	266.070	265.906	265.906
Wheat flour (except flour mixes), made in flour mills.....		311211-1	06/83	295.250	286.815	285.083	287.261	271.359
Wheat mill products, except flour.....		311211-4	06/83	185.264	199.153	190.918	181.957	183.537
Corn mill products.....		311211-7	06/83	230.728	230.743	233.763	232.501	234.736
Other grain mill products.....		311211-9	06/83	329.350	327.442	324.239	328.422	316.472
Secondary products and miscellaneous receipts.....		311211-SM						
Miscellaneous receipts.....		311211-M	06/92	203.518	185.625	175.910	169.343	163.784
Rice milling.....	311212		06/84	240.670	245.511	253.520	254.450	255.950

See footnotes at end of table.

Table 11. Producer price indexes for net output of selected industries and their products, not seasonally adjusted — Continued
[March 2023]

Title ¹	Industry code	Product code	Index base	Unadjusted index ²				
				Nov. 2022	Dec. 2022 ^P	Jan. 2023 ^P	Feb. 2023 ^P	Mar. 2023 ^P
Rice milling - Continued								
Primary products.....		311212-P	06/84	239.880	244.705	252.687	253.615	255.110
Milled rice and byproducts.....		311212-0	12/03	231.002	235.649	243.335	244.229	245.668
Milled rice (incl second heads, screenings, brewers, bran, sharps, rice flour, and byproducts).....		311212-04	06/03	262.999	266.352	271.845	273.170	276.356
Head rice not packaged with other ingredients.....		311212-06	12/11	136.343	137.457	144.000	144.486	144.684
Malt manufacturing.....	311213		06/85	185.087	185.176	186.290	198.822	198.983
Primary products.....		311213-P	06/85	182.042	182.137	183.258	195.861	196.023
Malt and malt byproducts.....		311213-0	06/85	182.042	182.137	183.258	195.861	196.023
Secondary products and miscellaneous receipts.....		311213-SM1						
Starch & vegetable fats & oils mfg.....	31122		12/03	203.397	199.718	199.851	198.556	194.980
Wet corn milling and starch manufacturing.....	311221		06/85	236.604	235.939	243.258	264.952	265.615
Primary products.....		311221-P	06/85	261.078	260.231	268.149	292.875	293.654
Wet process corn byproducts.....		311221-A	06/85	329.051	328.326	327.875	339.740	353.581
Corn sweeteners, made by wet milling.....		311221-1	06/85	232.021	228.720	236.767	277.405	278.153
Manufactured starch, made by wet milling.....		311221-4	06/85	264.767	265.365	262.858	309.775	309.837
Secondary products and miscellaneous receipts.....		311221-SM						
Soybean and other oilseed processing.....	311224		12/11	123.278	121.043	120.351	116.175	112.920
Primary products.....		311224-P	12/11	110.818	106.985	107.613	103.556	101.007
Cottonseed cake, meal, hulls, and other byproducts.....		311224-B	06/85	685.570	653.128	656.097	644.160	639.502
Cottonseed cake and meal.....		311224-B1	12/11	148.055	137.753	138.738	136.793	136.237
Soybean oil.....		311224-3	12/79	260.240	238.647	232.980	223.098	220.839
Crude soybean oil, degummed, made from soybeans crushed in the same establishment.....		311224-31	05/88	195.569	194.191	191.040	189.637	186.003
Soybean oil, all other types.....		311224-32	12/03	344.095	304.781	296.039	276.575	275.542
Soybean cake, meal, and other byproducts.....		311224-4	12/79	136.831	136.634	139.745	143.109	142.488
Soybean cake and meal.....		311224-41	12/09	91.657	92.836	94.918	98.117	98.479
Other soybean products, including isolates and concentrates.....		311224-42	12/09	250.512	221.959	227.564	217.236	202.674
Cotton linters.....		311224-7	06/85	229.072	229.950	229.801	227.698	227.354
Other crude and refined vegetable oils and other vegetable mill products.....		311224-9	12/11	198.599	199.231	198.204	199.026	199.360
Other crude vegetable oils, including linseed, peanut, sunflower, safflower, etc.....		311224-91	01/99	388.334	390.907	386.430	383.598	377.451
Other vegetable oil mill products, including all oil seed cake and meal.....		311224-93	12/85	312.771	309.768	310.001	314.801	321.257
Secondary products and miscellaneous receipts.....		311224-SM						
Miscellaneous products.....		311224-M	12/11	126.635	123.669	119.144	114.217	110.580
Fats and oils refining and blending.....	311225		12/81	404.820	391.615	389.302	380.588	376.793
Primary products.....		311225-P	12/81	439.192	421.603	412.921	405.114	399.918
Shortening and cooking oils.....		311225-2	12/81	420.595	401.657	389.977	381.309	375.039
Margarine, butter blends, and butter substitutes.....		311225-4	02/04	172.736	172.261	174.193	172.977	-
Secondary products and miscellaneous receipts.....		311225-SM						
Secondary products.....		311225-S	02/04	162.108	166.622	176.121	169.763	-
Breakfast cereal manufacturing.....	31123		12/03	158.116	158.118	160.082	160.082	160.082
Breakfast cereal manufacturing.....	311230		12/83	263.001	263.005	266.272	266.272	266.272
Primary products.....		311230-P	12/83	272.372	272.372	276.056	276.056	276.056
Breakfast cereal.....		311230-1	12/83	270.974	270.974	274.639	274.639	274.639
Secondary products and miscellaneous receipts.....		311230-SM						
Sugar & confectionery product mfg.....	3113		12/84	246.009	246.691	248.041	253.305	255.242
Sugar mfg.....	31131		12/03	180.221	181.783	183.897	187.779	189.632
Beet sugar manufacturing.....	311313		06/82	184.600	185.935	186.650	192.188	193.660
Primary products.....		311313-P	06/82	188.896	190.242	190.978	196.695	198.210
Beet sugar.....		311313-0	06/82	192.060	193.429	194.177	199.990	201.530
Secondary products and miscellaneous receipts.....		311313-SM1						
Cane sugar manufacturing.....	311314		12/11	111.386	112.453	114.260	116.122	117.414
Primary products.....		311314-P	12/11	111.506	112.547	114.382	116.243	117.541
Raw cane sugar and sugarcane mill products and byproducts.....		311314-1	06/82	208.002	210.322	217.105	219.851	224.838
Refined granulated cane sugar and byproducts.....		311314-3	06/82	239.544	241.472	242.921	247.454	248.341
Secondary products and miscellaneous receipts.....		311314-SM						
Nonchocolate confectionery mfg.....	31134		12/03	176.270	177.494	178.166	184.426	185.775
Nonchocolate confectionery manufacturing.....	311340		12/03	176.218	177.440	178.113	184.370	185.719
Primary products.....		311340-P	12/03	177.367	178.816	179.525	186.134	187.562
Nonchocolate-type confectioneries.....		311340-5	06/83	271.671	274.075	275.575	277.902	280.800
Other confectionery-type products.....		311340-7	06/91	223.126	233.871	233.871	233.871	235.841
Secondary products and miscellaneous receipts.....		311340-SM						
Secondary products.....		311340-S	12/03	186.390	186.188	186.277	187.078	187.170
Chocolate and confectionery manufacturing.....	31135		12/11	124.626	124.255	124.533	126.107	126.902

See footnotes at end of table.

Table 11. Producer price indexes for net output of selected industries and their products, not seasonally adjusted — Continued
 [March 2023]

Title ¹	Industry code	Product code	Index base	Unadjusted index ²				
				Nov. 2022	Dec. 2022 ^p	Jan. 2023 ^p	Feb. 2023 ^p	Mar. 2023 ^p
Chocolate and confectionery manufacturing - Continued								
Chocolate and confectionery mfg. from cacao.....	311351		12/11	139.148	139.521	140.027	140.087	142.978
Primary products.....		311351-P	12/11	137.892	138.306	138.811	138.870	141.737
Chocolate coatings, made from cacao beans.....		311351-1	12/11	154.402	154.836	153.729	151.057	154.426
Chocolate/chocolate-type confectionery products, made from cacao beans.....		311351-4	12/11	125.784	125.784	125.784	129.283	130.695
Other chocolate and cocoa products, made from cacao beans.....		311351-7	12/11	136.453	137.243	138.343	136.531	140.161
Secondary products and miscellaneous receipts.....		311351-SM1						
Confectionery mfg. from purchased chocolate.....	311352		12/11	118.431	117.737	117.928	120.066	120.063
Primary products.....		311352-P	12/11	118.826	117.987	118.128	120.423	120.332
Chocolate/confectionery products, made from purchased chocolate.....		311352-3	12/11	117.611	116.720	116.860	119.129	119.040
Secondary products and miscellaneous receipts.....		311352-SM						
Miscellaneous receipts.....		311352-M	12/11	136.252	136.252	137.921	137.921	137.921
Fruit & vegetable preserving & specialty food mfg.....	3114		12/84	239.890	240.300	242.937	244.822	246.711
Frozen food manufacturing.....	31141		12/03	171.605	172.006	172.736	174.568	175.441
Frozen fruit and vegetable manufacturing.....	311411		06/81	327.971	328.279	329.770	338.029	338.163
Primary products.....		311411-P	06/81	288.426	288.550	290.173	298.148	298.379
Frozen fruits, juices, ades, drinks, and cocktails.....		311411-1	06/81	232.773	232.730	230.952	237.597	238.369
Frozen fruits.....		311411-11	12/90	281.003	280.903	276.674	277.178	279.015
Frozen vegetables.....		311411-4	06/81	318.811	318.996	321.948	330.686	330.721
Frozen vegetables, other than potato products.....		311411-47	12/11	142.284	142.487	142.418	143.048	142.601
Frozen potato products (French-fried, patties, puffs, etc.).....		311411-48	12/11	146.729	146.729	149.156	155.697	156.071
Secondary products and miscellaneous receipts.....		311411-SM						
Miscellaneous receipts.....		311411-M	06/97	527.379	527.379	535.613	605.602	615.895
Frozen specialty food manufacturing.....	311412		12/82	197.614	198.308	199.114	199.288	200.926
Primary products.....		311412-P	12/82	201.363	202.182	202.948	203.143	204.801
Frozen dinners (beef, pork, and poultry pies) and nationality foods, incl. frozen pizza.....		311412-1	12/82	182.605	183.524	184.421	184.593	185.238
Other frozen specialties, incl. all whipped topping, waffles, soups, etc., excluding seafood.....		311412-4	06/91	223.117	223.117	222.908	223.152	229.480
Secondary products and miscellaneous receipts.....		311412-SM						
Secondary products.....		311412-S	12/82	190.304	188.435	200.710	189.492	194.010
Fruit & vegetable canning, pickling & drying.....	31142		12/03	186.636	186.874	189.880	190.948	192.819
Fruit and vegetable canning.....	311421		06/81	275.993	276.300	279.575	281.517	284.450
Primary products.....		311421-P	06/81	276.137	276.981	279.968	281.289	283.458
Canned catsup and other tomato based sauces.....		311421-D	06/81	235.196	236.433	236.461	237.483	237.736
Canned jams, jellies, and preserves.....		311421-G	06/81	258.012	257.804	261.861	262.140	262.140
Canned and fresh fruit juices, nectars, and concentrates.....		311421-K	12/11	129.368	129.671	135.922	135.946	138.957
Pickles and other pickled products, including horseradish.....		311421-Q	06/81	332.002	331.971	331.971	332.549	332.549
Canned fruits, excluding baby foods.....		311421-1	06/81	318.855	319.390	326.536	328.045	334.061
Canned vegetables.....		311421-5	06/81	300.081	301.655	296.727	300.291	300.199
Secondary products and miscellaneous receipts.....		311421-SM						
Miscellaneous receipts.....		311421-M	06/81	162.879	153.107	153.522	168.122	177.616
Secondary products.....		311421-S	06/81	325.089	323.321	336.420	333.598	343.921
Specialty canning.....	311422		12/82	314.453	314.945	318.005	319.610	327.740
Primary products.....		311422-P	12/82	338.702	339.428	343.205	343.705	347.754
Canned baby foods and other canned specialty/nationality foods.....		311422-5	06/08	143.067	143.067	149.700	149.700	149.700
Canned soups and stews, excluding frozen and seafood.....		311422-6	12/82	457.658	457.658	457.658	458.673	459.035
Canned dry beans.....		311422-7	12/82	196.224	198.629	198.629	198.629	222.235
Secondary products and miscellaneous receipts.....		311422-SM						
Dried and dehydrated food manufacturing.....	311423		12/82	283.042	283.454	295.240	295.570	291.289
Primary products.....		311423-P	12/82	295.902	296.367	309.507	309.812	304.713
Soup mixes (including dried/dehydrated/freeze-dried) and bouillon.....		311423-1	12/82	214.006	214.006	226.032	226.032	214.465
Dried and dehydrated fruits and vegetables, including freeze-dried.....		311423-5	12/82	288.970	289.625	297.946	298.359	297.688
Secondary products and miscellaneous receipts.....		311423-SM						
Dairy product mfg.....	3115		12/84	251.835	250.038	245.887	240.502	236.196
Dairy product (except frozen) mfg.....	31151		12/03	180.674	179.269	176.131	171.916	168.538
Fluid milk manufacturing.....	311511		12/82	303.045	302.064	300.712	297.240	291.013
Primary products.....		311511-P	12/82	281.665	280.251	278.209	274.512	267.911
Yogurt, except frozen.....		311511-A	12/82	176.681	176.667	176.723	176.731	176.634
Perishable dairy product substitutes.....		311511-D	12/91	155.767	166.059	169.161	169.161	169.161
Fluid milk and cream, bulk sales.....		311511-1	12/91	249.098	243.951	231.382	225.353	222.449
Fluid milk and related products, packaged (incl. cartons, bottles, cans, etc.) excl. U.H.T.....		311511-5	12/82	303.917	301.523	298.979	293.407	281.879
Whole fluid milk, packaged, excluding U.H.T. and flavored.....		311511-51	12/82	283.406	281.026	278.934	271.968	259.512
Fluid milk, lowfat, incl. 2.0, 1.0, and 0.5 percent packaged, excl. U.H.T. and flavored.....		311511-52	12/82	310.865	308.100	307.888	303.976	293.751

See footnotes at end of table.

Table 11. Producer price indexes for net output of selected industries and their products, not seasonally adjusted — Continued
 [March 2023]

Title ¹	Industry code	Product code	Index base	Unadjusted index ²				
				Nov. 2022	Dec. 2022 ^p	Jan. 2023 ^p	Feb. 2023 ^p	Mar. 2023 ^p
Fluid milk manufacturing - Continued								
Fat free or skim milk, packaged, excluding U.H.T. and flavored.....		311511-53	12/82	310.190	309.654	309.547	312.450	301.559
Other fluid milk related products, incl. heavy & light cream, unflavored sour cream, etc.....		311511-59	06/98	265.813	263.454	257.420	250.446	240.755
Cottage cheese (including bakers', pot, and farmers' cheese).....		311511-7	12/82	317.509	313.660	312.941	314.483	310.131
Other packaged milk products incl. flavored milks, eggnog, buttermilk etc.....		311511-9	12/91	278.754	277.694	285.095	283.614	278.166
Secondary products and miscellaneous receipts.....		311511-SM						
Miscellaneous receipts.....		311511-M	12/82	463.339	461.453	471.463	458.218	439.460
Secondary products.....		311511-S	12/82	261.152	264.038	269.076	270.836	273.369
Creamery butter manufacturing.....								
Primary products.....	311512		06/84	206.690	198.323	173.572	173.264	169.410
Creamery butter.....		311512-P	06/84	203.493	195.254	170.887	170.584	166.789
		311512-0	06/84	203.493	195.254	170.887	170.584	166.789
Cheese manufacturing.....								
Primary products.....	311513		06/81	221.327	221.849	219.318	212.109	209.278
Raw liquid whey.....		311513-P	06/81	200.372	201.667	200.026	193.360	191.795
Natural cheese (cheddar, Swiss, Italian, brick, cream, grated, dried etc.) excl. cottage cheese.....		311513-A	12/04	257.728	240.284	234.193	211.117	202.090
Natural cheese, except lowfat, shipped in consumer packages or containers (3 lbs. or less).....		311513-1	06/81	187.537	189.910	188.557	182.991	181.350
Natural cheese, except lowfat, shipped in packages or containers (more than 3 lbs.) or bulk.....		311513-1111	12/04	143.765	143.906	143.578	142.724	141.850
Lowfat natural cheese, except cottage cheese, shipped in consumer packages (3 lbs. or less).....		311513-1121	12/04	128.533	131.126	129.105	122.780	121.883
Lowfat natural cheese, except cottage cheese, shipped in packages (more than 3 lbs.) or in bulk.....		311513-1131	06/10	113.204	113.207	113.700	113.525	113.422
Lowfat natural cheese, except cottage cheese, shipped in packages (more than 3 lbs.) or in bulk.....		311513-1141	06/10	142.583	148.546	147.703	138.338	134.972
Process cheese and related products.....		311513-4	06/81	207.558	203.704	201.112	190.870	191.095
Process cheese, shipped in consumer packages or containers (3 lbs. or less)...		311513-41	06/10	135.820	133.297	129.596	125.507	127.376
All other process cheese and related products.....		311513-49	06/10	155.560	152.672	152.573	142.494	141.080
Process cheese, shipped in packages or containers (more than 3 lbs.) or in bulk.....		311513-4921	06/10	153.947	152.868	150.734	146.746	139.494
Cheese food, spread, and other related products.....		311513-4961	12/11	124.424	120.389	121.910	109.162	112.636
Secondary products and miscellaneous receipts.....		311513-SM						
Miscellaneous receipts.....		311513-M	06/81	258.493	253.717	270.170	262.998	261.487
Secondary products.....		311513-S	06/81	287.763	281.854	271.070	262.686	248.825
Dry, condensed, and evaporated dairy products.....								
Primary products.....	311514		12/83	228.170	221.376	216.798	208.363	201.695
Ice cream mixes and related products.....		311514-P	12/83	245.796	241.517	238.036	230.422	222.441
Dairy product substitutes.....		311514-A	04/00	158.257	155.903	155.406	152.856	151.505
Dry milk products and mixtures.....		311514-D	06/92	185.733	185.729	185.769	185.739	185.719
Milk products, shipped in consumer-type cans, excluding substitutes.....		311514-1	12/83	213.507	207.939	202.908	193.897	183.804
Concentrated milk products shipped in bulk (barrels, drums, and tanks).....		311514-5	12/83	326.587	325.247	328.346	327.674	325.708
Secondary products and miscellaneous receipts.....		311514-7	12/83	179.237	171.368	168.457	156.409	150.102
Secondary products.....		311514-SM						
		311514-S	12/83	154.857	144.444	132.768	118.150	117.851
Ice cream and frozen dessert mfg.....								
Primary products.....	31152		12/03	171.186	171.200	170.068	170.565	170.797
Ice cream and frozen dessert manufacturing.....								
Primary products.....	311520		06/83	275.060	275.082	273.262	274.061	274.434
Ice cream and frozen dessert manufacturing.....		311520-P	06/83	277.572	277.598	276.734	277.384	277.642
Ice cream, incl. custards (excl. lowfat and nonfat) shipped in bulk (containers 3 gal or more).....		311520-0	06/83	277.572	277.598	276.734	277.384	277.642
Ice cream, incl. custards (excl. lowfat and nonfat) shipped in sizes less than 3 gallons.....		311520-01	06/83	283.158	281.595	278.632	278.374	281.314
Ice cream, including custards (excluding lowfat and nonfat), novelty forms.....		311520-02	06/83	276.344	276.530	272.637	274.039	274.034
Ice cream, including custards, lowfat and nonfat.....		311520-03	06/92	211.672	211.811	212.500	212.327	212.834
Frozen desserts containing fats other than butterfat (incl. soy, rice, almond, oats, etc.).....		311520-04	12/98	158.802	158.802	160.412	160.423	160.436
Other frozen desserts (yogurt, sherbet, water ices, mellorine, frozen pudding, gelato, etc.).....		311520-06	12/22	-	100.000	104.928	104.864	104.810
Secondary products and miscellaneous receipts.....		311520-09	12/98	205.500	205.553	210.326	210.390	209.951
Miscellaneous receipts.....		311520-SM						
Secondary products.....		311520-M	06/83	304.533	304.533	304.533	304.533	321.494
		311520-S	06/83	-	-	189.122	192.921	193.947
Animal slaughtering & processing.....								
Animal, except poultry, slaughtering.....	31161		12/84	221.604	215.980	219.430	215.182	221.322
Animal, except poultry, slaughtering.....								
Primary products.....	311611		12/80	227.010	229.104	238.005	229.244	235.658
Pork, fresh/frozen, unprocessed, all cuts, except sausage, made in slaughtering plants.....		311611-P	12/80	222.487	224.547	233.377	224.699	231.190
Pork, processed or cured, not canned or made into sausage, made in slaughtering plants.....		311611-A	12/80	146.303	137.653	141.911	134.092	135.823
Fresh and processed sausage, deli, and cooked meats, made in slaughtering plants.....		311611-G	12/80	248.138	251.013	243.503	218.816	252.544
Hides, skins, and pelts, made in slaughtering plants.....		311611-J	12/80	333.772	323.747	323.655	319.215	315.012
		311611-Q	12/80	94.496	94.455	93.723	93.586	94.427

See footnotes at end of table.

Table 11. Producer price indexes for net output of selected industries and their products, not seasonally adjusted — Continued
 [March 2023]

Title ¹	Industry code	Product code	Index base	Unadjusted index ²				
				Nov. 2022	Dec. 2022 ^p	Jan. 2023 ^p	Feb. 2023 ^p	Mar. 2023 ^p
Animal, except poultry, slaughtering - Continued								
Miscellaneous byproducts of slaughtering plants.....		311611-R	12/80	700.010	673.151	665.213	604.754	576.047
Beef, fresh or frozen, not canned or made into sausage, made in slaughtering plants.....		311611-1	12/80	230.250	239.160	254.804	250.888	262.534
Beef, fresh/frozen whole/half carcass, not canned or made into sausage, misp..		311611-10	12/80	272.966	241.837	264.992	264.004	266.718
Beef, fresh/frozen variety meats, not canned or made into sausage, made in slaughtering plants.....		311611-16	12/80	269.882	266.416	282.843	261.312	278.850
Beef, fresh/frozen, primal and subprimal cuts, made in slaughtering plants.....		311611-17	12/95	202.024	212.638	225.988	223.338	234.172
Lamb/mutton, fresh or frozen, not canned or made into sausage, made in slaughtering plants.....		311611-7	12/95	318.699	317.588	316.610	316.718	318.391
Secondary products and miscellaneous receipts.....		311611-SM						
Miscellaneous receipts.....		311611-M	06/01	424.502	423.135	425.870	424.047	423.363
Secondary products.....		311611-S	12/80	206.800	210.684	210.483	209.596	198.799
Meat processed from carcasses.....	311612		12/82	229.418	228.468	222.571	223.420	229.124
Primary products.....		311612-P	12/82	222.841	221.829	215.946	216.809	222.475
Other processed, frozen, or cooked meats, made from purchased carcasses.....		311612-A	12/82	211.643	210.901	206.084	208.920	214.812
Boxed meat (beef, pork, lamb, etc.), made from purchased carcasses.....		311612-A1	06/08	132.921	133.308	122.351	125.969	126.451
Frozen ground meat patties and other processed, frozen, or cooked meats, mfpc.....		311612-A5	09/16	123.841	123.018	122.700	123.779	128.237
Pork, processed or cured, not canned or made into sausage, mfpc.....		311612-1	12/82	188.097	188.707	180.003	177.388	181.492
Pork, sweet-pickled, dry-cured, or dry salt, not canned or made into sausage, mfpc.....		311612-11	09/16	126.984	126.958	126.893	127.041	126.807
Smoked hams and picnics, excluding canned, made from purchased carcasses.....		311612-12	06/08	161.532	162.007	141.702	145.462	168.148
Smoked slab bacon, made from purchased carcasses.....		311612-13	09/16	154.483	149.914	147.579	147.097	146.423
Smoked sliced bacon, made from purchased carcasses.....		311612-14	06/08	177.050	178.773	175.177	169.020	166.897
Other smoked pork, not canned or made into sausage, made from purchased carcasses.....		311612-15	06/08	166.547	165.435	163.731	163.787	157.057
Boiled ham, barbecue pork, and other cooked pork, except canned meats and sausage, mfpc.....		311612-16	06/08	147.447	147.892	141.696	135.434	130.640
Sausage and similar products, excluding canned, made from purchased carcasses.....		311612-4	12/82	255.070	250.919	246.953	248.083	253.444
Fresh sausage (pork sausage, breakfast links, etc.), excluding canned, mfpc....		311612-41	12/82	315.753	302.427	293.190	294.737	312.913
Dry or semidry sausage (salami, cervelat, pepperoni, summer sausage, pork roll, etc), mfpc.....		311612-42	12/82	239.448	236.440	233.884	234.502	236.237
Frankfurters, including wieners, excluding canned, made from purchased carcasses.....		311612-43	12/82	271.748	270.829	272.381	272.407	268.209
Other sausage (smoked or cooked) & jellied goods & similar preparations, excluding canned, mfpc.....		311612-44	12/82	216.006	216.704	212.956	215.216	217.451
Secondary products and miscellaneous receipts.....		311612-SM						
Secondary products.....		311612-S	12/82	248.797	249.177	247.708	247.353	250.450
Rendering and meat byproduct processing.....	311613		12/82	383.719	383.877	381.278	376.116	374.388
Primary products.....		311613-P	12/82	367.659	368.680	366.988	362.020	360.357
Lard, inedible tallow, and other greases, excluding wool grease.....		311613-2	12/82	553.075	531.331	529.769	479.252	429.838
Animal and marine feed and fertilizer byproducts.....		311613-5	12/82	258.199	266.735	265.181	277.907	294.401
Meat and bone meal.....		311613-51	12/82	203.809	212.849	217.049	217.203	224.363
Animal and marine feed and fertilizer byproducts, except meat and bone meal..		311613-52	12/82	331.312	339.851	329.749	360.898	390.875
Secondary products and miscellaneous receipts.....		311613-SM						
Poultry processing.....	311615		12/81	208.686	188.700	193.119	190.264	196.953
Primary products.....		311615-P	12/81	213.358	192.551	197.108	194.339	201.311
Processed poultry and small game (except soups), containing 20 percent or more poultry or meat.....		311615-D	12/81	178.013	132.157	150.749	138.088	148.828
Young chickens, including bulk, chilled, frozen, whole, and in parts.....		311615-1	12/81	213.796	205.668	201.697	206.587	220.810
Turkeys (including frozen, whole, and parts).....		311615-7	12/81	310.955	309.952	310.071	303.274	268.144
Other poultry and small game (including frozen), whole, and parts.....		311615-9	12/90	309.222	309.616	311.273	312.197	312.682
Secondary products and miscellaneous receipts.....		311615-SM						
Secondary products.....		311615-S	12/81	42.461	42.593	42.111	36.967	33.980
Seafood product preparation & packaging.....	3117		12/03	192.666	191.666	191.265	190.149	191.396
Seafood product preparation and packaging.....	31171		12/03	192.666	191.666	191.265	190.149	191.396
Seafood product preparation and packaging.....	311710		12/11	134.873	134.173	133.892	133.110	133.983
Primary products.....		311710-P	12/11	134.590	133.838	133.544	132.777	133.679
Prepared frozen shellfish.....		311710-3	12/96	194.205	192.854	190.271	187.494	187.059
Seafood canning.....		311710-5	12/84	268.106	268.106	-	-	-
Prepared fresh fish/seafood, inc. surimi/surimi-based products.....		311710-6	12/82	428.174	431.207	430.528	430.215	425.384
Prepared frozen fish.....		311710-7	12/82	337.375	329.124	330.023	325.232	324.168
Other prepared fresh and frozen seafood.....		311710-9	12/96	172.974	178.840	180.393	184.441	200.449
Secondary products and miscellaneous receipts.....		311710-SM						
Miscellaneous receipts.....		311710-M	12/82	257.365	257.272	-	-	-
Secondary products.....		311710-S	12/82	-	-	160.778	161.089	160.868
Bakeries & tortilla mfg.....	3118		12/03	183.383	183.479	185.136	185.944	187.973

See footnotes at end of table.

Table 11. Producer price indexes for net output of selected industries and their products, not seasonally adjusted — Continued
[March 2023]

Title ¹	Industry code	Product code	Index base	Unadjusted index ²				
				Nov. 2022	Dec. 2022 ^p	Jan. 2023 ^p	Feb. 2023 ^p	Mar. 2023 ^p
Bakeries & tortilla mfg - Continued								
Bread & bakery product mfg.....	31181		12/03	193.929	194.224	195.565	196.494	199.514
Retail bakeries.....	311811		12/03	220.418	221.832	223.671	225.214	230.096
Primary products.....		311811-P	12/99	241.498	243.082	245.481	247.409	250.490
Retail bakery products.....		311811-0	12/99	241.498	243.082	245.481	247.409	250.490
Secondary products and miscellaneous receipts.....		311811-SM						
Miscellaneous receipts.....		311811-M	06/07	233.884	233.884	-	-	-
Commercial bakeries.....	311812		06/80	437.583	437.488	439.138	441.870	444.901
Primary products.....		311812-P	06/80	432.009	431.705	433.068	435.374	438.566
Bread (white, wheat, rye, etc.), including frozen.....		311812-1	06/80	431.396	433.823	430.754	430.123	441.197
White pan bread.....		311812-15	12/11	138.233	138.772	139.016	139.617	139.296
White hearth bread (French, Italian, etc.).....		311812-16	12/11	140.705	140.778	140.778	142.952	142.952
Dark wheat breads (whole wheat, cracked wheat, multigrain, etc.).....		311812-17	12/11	133.389	135.145	134.236	132.359	137.070
Other variety breads (rye, unleavened, raisin, potato, self-rising, salt-free, canned, etc.).....		311812-18	12/11	126.063	126.806	123.280	121.831	132.465
Rolls, bread-type (including muffins, bagels, and croissants), including frozen.....		311812-5	06/80	415.830	412.333	413.692	418.381	415.121
Rolls, hamburger and wiener.....		311812-51	12/11	137.124	137.836	137.414	137.093	132.971
All other rolls, bread-type (incl. muffins, bagels, and croissants).....		311812-59	12/11	146.283	142.923	144.238	147.681	149.472
Soft cakes, excluding frozen.....		311812-7	06/80	466.984	465.099	468.240	470.969	471.597
Other sweet goods, excluding frozen.....		311812-9	06/80	433.471	433.030	446.054	449.570	451.253
Secondary products and miscellaneous receipts.....		311812-SM						
Miscellaneous receipts.....		311812-M	06/80	509.660	508.154	510.663	510.663	508.506
Secondary products.....		311812-S	06/80	405.902	409.778	414.177	421.192	422.223
Frozen cakes and other pastries manufacturing.....	311813		06/91	226.649	228.440	233.805	232.638	246.178
Primary products.....		311813-P	12/82	325.943	328.845	337.031	334.909	356.218
Frozen cakes, pies, and other pastries.....		311813-0	12/82	325.943	328.845	337.031	334.909	356.218
Secondary products and miscellaneous receipts.....		311813-SM						
Secondary products.....		311813-S	06/91	186.653	186.950	189.078	-	-
Cookie, cracker & pasta mfg.....	31182		12/03	167.023	166.983	169.647	170.300	170.494
Cookie and cracker manufacturing.....	311821		06/83	256.519	256.519	256.519	257.379	258.186
Primary products.....		311821-P	06/83	254.913	254.913	254.913	255.467	255.467
Crackers, biscuits, and related products.....		311821-2	06/83	251.596	251.596	251.596	251.643	251.643
Saltines and all other crackers, cracker meal and crumbs, and biscuits.....		311821-24	01/12	101.181	101.181	101.181	101.200	101.200
Cookies, wafers, and ice cream cones and cups (excluding frozen).....		311821-4	06/83	255.985	255.985	255.985	256.888	256.888
Secondary products and miscellaneous receipts.....		311821-SM						
Secondary products.....		311821-S	06/83	267.456	267.456	267.456	270.990	278.731
Dry pasta, dough, and flour mixes manufacturing from purchased flour.....	311824		06/85	262.530	262.421	269.684	270.816	270.733
Primary products.....		311824-P	12/11	138.526	138.859	142.960	143.441	143.487
Prepared flour mixes (incl refrigerated & frozen doughs & batters) made from purchased flour.....		311824-1	06/85	247.767	248.626	248.758	248.315	248.437
Flour mixes (refrigerated & frozen doughs & batters), ex cake mixes, made from purchased flour.....		311824-12	06/85	244.960	245.878	246.016	245.554	245.681
Dry macaroni, spaghetti and egg noodle products (excluding canned or frozen).....		311824-3	06/85	285.536	285.536	310.841	314.884	314.884
Secondary products and miscellaneous receipts.....		311824-SM						
Secondary products.....		311824-S	06/85	330.843	330.843	330.853	333.502	334.065
Tortilla mfg.....	31183		12/03	170.117	169.179	168.087	168.573	171.192
Tortilla manufacturing.....	311830		12/03	170.119	169.181	168.089	168.575	171.194
Primary products.....		311830-P	06/91	208.753	207.341	205.972	206.599	209.592
Tortillas, sold in bulk or packages, excluding frozen or canned.....		311830-0	06/91	208.753	207.341	205.972	206.599	209.592
Secondary products and miscellaneous receipts.....		311830-SM						
Miscellaneous receipts.....		311830-M	12/03	133.948	133.948	133.948	133.948	134.586
Secondary products.....		311830-S	12/03	175.040	175.188	174.355	174.357	181.952
Other food manufacturing.....	3119		12/03	183.344	184.908	183.678	177.925	179.568
Snack food mfg.....	31191		12/03	176.523	175.777	174.257	175.486	177.891
Roasted nuts and peanut butter manufacturing.....	311911		12/03	154.540	152.365	148.362	147.427	146.887
Primary products.....		311911-P	12/03	153.942	151.665	148.095	147.127	146.642
Nuts and seeds (salted, roasted, cooked, or blanched).....		311911-1	06/91	196.257	193.259	188.042	186.362	185.602
Nuts (salted, roasted, cooked, or blanched), sold in bulk.....		311911-11	06/91	163.695	159.755	155.046	154.027	153.175
Canned nuts (salted, roasted, cooked, or blanched).....		311911-12	06/91	159.261	154.856	153.791	148.788	152.056
All other packaged nuts, including all types of seeds (salted, roasted, cooked, or blanched).....		311911-13	06/91	260.517	260.625	260.236	252.393	253.436
Peanut butter.....		311911-4	12/85	228.564	225.824	226.840	229.615	230.237
Secondary products and miscellaneous receipts.....		311911-SM						
Secondary products.....		311911-S	06/91	157.780	157.780	158.041	158.132	154.013
Other snack food manufacturing.....	311919		06/91	234.584	234.584	234.584	237.761	242.981
Primary products.....		311919-P	12/85	266.940	266.940	266.940	270.637	276.711

See footnotes at end of table.

Table 11. Producer price indexes for net output of selected industries and their products, not seasonally adjusted — Continued
 [March 2023]

Title ¹	Industry code	Product code	Index base	Unadjusted index ²				
				Nov. 2022	Dec. 2022 ^P	Jan. 2023 ^P	Feb. 2023 ^P	Mar. 2023 ^P
Other snack food manufacturing - Continued								
Potato chips and sticks, plain and flavored.....		311919-1	12/85	251.836	251.836	251.836	256.335	257.069
Corn chips and related products.....		311919-4	12/85	270.565	270.565	270.565	270.565	283.321
Other chips, sticks (hard pretzels, bacon rinds, popcorn (except candied), etc.)....		311919-7	12/03	183.379	183.379	183.379	188.140	191.577
Secondary products and miscellaneous receipts.....		311919-SM						
Coffee & tea mfg.....	31192		12/03	175.643	176.161	176.080	176.950	176.950
Coffee and tea manufacturing.....	311920		06/81	245.605	246.329	246.216	247.433	247.433
Primary products.....		311920-P	06/81	231.647	232.386	232.278	233.432	233.432
Roasted coffee.....		311920-1	06/81	246.444	247.476	246.991	246.991	246.991
Coffee, concentrated, including coffee substitutes.....		311920-5	06/81	206.380	206.380	206.380	206.380	206.380
Tea in consumer packages.....		311920-7	12/85	163.014	162.526	164.787	173.639	173.639
Secondary products and miscellaneous receipts.....		311920-SM						
Miscellaneous receipts.....		311920-M	12/00	220.466	220.466	220.466	220.466	220.466
Flavoring syrup & concentrate mfg.....	31193		12/03	156.332	156.500	162.465	161.671	162.218
Flavoring syrup and concentrate manufacturing.....	311930		12/85	231.940	232.189	241.044	239.916	240.686
Primary products.....		311930-P	12/85	241.540	241.829	251.158	251.158	250.988
Liquid beverage bases, excluding use by soft drink bottlers.....		311930-1	12/85	304.533	310.091	310.934	310.934	310.934
Soft drink flavoring syrup, sold in bulk.....		311930-6	05/15	129.007	129.007	138.184	138.184	138.184
Other flavoring agents (except chocolate syrups).....		311930-8	12/85	157.810	157.810	162.865	162.865	162.488
Secondary products and miscellaneous receipts.....		311930-SM						
Secondary products.....		311930-S	06/07	160.564	160.564	-	-	-
Seasoning & dressing mfg.....	31194		12/03	186.668	186.835	187.000	187.873	188.596
Mayonnaise, dressing, and sauce manufacturing.....	311941		12/03	175.200	175.295	175.296	175.766	177.053
Primary products.....		311941-P	06/81	316.035	316.035	316.035	316.876	319.456
Vinegar and cider.....		311941-1	12/85	177.232	177.232	177.232	177.232	177.232
Prepared sauces, excluding tomato-based sauces and sauces comprised of 20 percent or more meat.....		311941-4	06/81	248.541	248.541	248.541	249.250	249.250
Mayonnaise, salad dressings, and sandwich spreads.....		311941-7	06/81	336.084	336.084	336.084	337.009	342.749
Spoon-type salad dressing incl. mayonnaise, sandwich spreads, refrigerated dressings, semisolid.....		311941-75	06/07	179.350	179.350	179.350	180.056	183.629
Pourable-type salad dressing (reduced calorie, cheese, vinegar and oil, etc.)....		311941-76	06/07	161.920	161.920	161.920	162.076	164.143
Secondary products and miscellaneous receipts.....		311941-SM						
Miscellaneous receipts.....		311941-M	06/94	147.282	147.282	147.282	147.282	147.282
Secondary products.....		311941-S	06/81	268.791	269.669	269.689	270.511	270.508
Spice and extract manufacturing.....	311942		12/03	191.445	191.676	192.030	193.346	193.357
Primary products.....		311942-P	12/03	193.553	193.797	194.128	195.513	195.513
Table salt (evaporated), pepper (white and black), and other spices.....		311942-1	06/85	263.863	262.977	264.420	264.024	264.024
Pepper and other spices in commercial sizes (1 lb or more).....		311942-16	05/17	110.653	110.806	110.561	110.152	110.152
Flavoring extracts, emulsions, liquid flavors, and food colorings.....		311942-6	12/85	355.638	355.638	355.638	364.894	364.894
Dry mix food preparations.....		311942-7	06/91	163.121	164.294	164.294	164.294	164.294
Secondary products and miscellaneous receipts.....		311942-SM						
All other food mfg.....	31199		12/03	205.743	212.700	207.469	184.327	186.823
Perishable prepared food manufacturing.....	311991		12/03	165.346	168.673	162.662	148.474	144.665
Primary products.....		311991-P	12/85	237.667	242.872	233.956	212.925	207.277
Perishable prepared foods.....		311991-0	12/85	237.667	242.872	233.956	212.925	207.277
Secondary products and miscellaneous receipts.....		311991-SM						
Miscellaneous receipts.....		311991-M	12/03	228.316	229.395	229.781	229.704	229.781
All other miscellaneous food manufacturing.....	311999		12/03	239.983	250.383	246.514	214.027	224.155
Primary products.....		311999-P	12/03	237.513	251.525	247.461	213.531	224.166
All other miscellaneous manufactured foods.....		311999-0	12/03	237.513	251.525	247.461	213.531	224.166
Secondary products and miscellaneous receipts.....		311999-SM						
Beverage & tobacco mfg.....	312		12/03	190.441	189.944	194.638	195.742	195.829
Beverage mfg.....	3121		12/84	227.618	226.678	233.490	233.091	233.211
Soft drink & ice mfg.....	31211		12/03	175.149	173.737	184.272	183.092	183.136
Soft drink manufacturing.....	312111		06/81	290.909	287.532	308.041	305.397	304.727
Primary products.....		312111-P	06/81	300.357	295.783	317.438	314.474	313.706
Soft drinks, non-carbonated.....		312111-A	12/00	186.500	176.962	204.972	191.820	191.387
Soft drinks, non-carbonated, all other types.....		312111-A3	06/07	129.574	129.543	135.390	135.876	135.533
Soft drinks, non-carbonated, fruit drinks, cocktails, ades.....		312111-A4	12/11	144.473	130.546	159.194	143.981	143.676
Soft drinks, bottled, canned, glass, plastic, carbonated.....		312111-2	12/11	156.390	156.567	162.523	165.116	164.701
Secondary products and miscellaneous receipts.....		312111-SM						
Miscellaneous receipts.....		312111-M	06/81	217.698	220.992	209.771	211.395	212.071
Secondary products.....		312111-S	06/81	310.530	311.462	322.908	328.347	330.291
Bottled water manufacturing.....	312112		12/03	110.246	111.871	112.216	112.750	114.416

See footnotes at end of table.

Table 11. Producer price indexes for net output of selected industries and their products, not seasonally adjusted — Continued
[March 2023]

Title ¹	Industry code	Product code	Index base	Unadjusted index ²				
				Nov. 2022	Dec. 2022 ^P	Jan. 2023 ^P	Feb. 2023 ^P	Mar. 2023 ^P
Bottled water manufacturing - Continued								
Primary products.....		312112-P	12/03	108.771	110.456	110.800	111.312	112.965
Bottled water.....		312112-0	12/00	106.798	108.452	108.790	109.293	110.916
Secondary products and miscellaneous receipts.....		312112-SM						
Miscellaneous receipts.....		312112-M	12/03	114.936	114.936	114.936	118.411	118.411
Secondary products.....		312112-S2	09/18	137.701	137.692	137.087	139.558	140.781
Ice manufacturing.....	312113		12/85	286.252	301.088	301.088	306.558	309.433
Primary products.....		312113-P	12/85	274.871	289.505	289.505	294.855	297.668
Ice, manufactured (cubed, crushed, etc.), including can or block.....		312113-0	12/03	184.145	193.949	193.949	197.533	199.418
Secondary products and miscellaneous receipts.....		312113-SM						
Miscellaneous receipts.....		312113-M	08/98	167.044	167.044	167.044	167.617	167.617
Breweries.....	31212		12/03	152.576	152.108	152.911	153.282	152.966
Breweries.....	312120		06/82	228.882	228.180	229.384	229.941	229.467
Primary products.....		312120-P	06/82	227.449	226.736	228.096	228.722	228.188
Canned beer and ale case goods.....		312120-1	06/82	238.037	236.816	238.111	239.097	238.297
Bottled beer and ale case goods.....		312120-5	06/82	198.451	198.225	200.552	200.253	199.410
Beer and ale in barrels and kegs.....		312120-7	06/82	311.853	311.683	312.832	314.012	313.720
All other malt beverages and brewing products.....		312120-9	06/82	180.327	180.266	181.225	181.414	181.741
Secondary products and miscellaneous receipts.....		312120-SM						
Miscellaneous receipts.....		312120-M	12/02	159.445	159.445	159.445	159.445	159.445
Wineries.....	31213		12/03	143.484	143.484	143.661	144.175	144.936
Wineries.....	312130		12/83	199.388	199.388	199.634	200.355	201.416
Primary products.....		312130-P	12/83	205.179	205.179	205.439	206.062	207.042
Wines, brandy, and brandy spirits.....		312130-0	12/98	146.509	146.509	146.695	147.140	147.840
Wines, white, red, and rose grape, and other fruits, 14 percent or less alcohol...		312130-08	12/11	114.597	114.597	114.624	114.960	115.564
Wines, white grape, 14 percent or less alcohol content.....		312130-0811	12/83	168.096	168.096	167.745	168.550	169.736
Wines, red grape, 14 percent or less alcohol content.....		312130-0821	12/83	217.414	217.414	217.934	218.251	219.063
Wines, rose grape and other fruits and berries, 14 percent or less alcohol. . . .		312130-0831	12/11	142.935	142.935	143.484	142.941	143.029
Wines, dessert, effervescent, and wine coolers.....		312130-09	12/11	121.012	121.012	123.244	123.284	124.414
All other wines, brandy, and brandy spirits.....		312130-0B	06/06	161.222	161.222	161.842	162.778	162.172
Secondary products and miscellaneous receipts.....		312130-SM						
Miscellaneous receipts.....		312130-M	12/91	152.009	152.009	152.009	155.497	159.073
Distilleries.....	31214		12/03	110.064	111.594	111.641	111.801	111.801
Distilleries.....	312140		06/83	181.144	183.664	183.729	183.992	183.992
Primary products.....		312140-P	06/83	176.136	178.689	178.689	178.948	178.948
Distilled liquor, excluding brandy.....		312140-2	07/98	83.221	85.691	85.691	85.951	85.951
Distilled whiskey, all other distilled liquor, excluding brandy.....		312140-22	12/11	129.463	129.463	129.463	129.855	129.855
Bottled liquor, excluding brandy.....		312140-5	06/83	198.203	198.203	198.203	198.203	198.203
Bottled whiskey.....		312140-5B	06/12	101.922	101.922	101.922	101.922	101.922
Bottled gin, vodka, rum, cordials, cocktails, and similar compounds.....		312140-5C	06/12	103.205	103.205	103.205	103.205	103.205
Secondary products and miscellaneous receipts.....		312140-SM						
Miscellaneous receipts.....		312140-M	08/83	187.838	187.838	196.495	196.495	196.495
Tobacco mfg.....	3122		12/84	1,011.678	1,011.726	1,027.020	1,046.652	1,046.980
Tobacco manufacturing.....	31223		12/82	1,107.621	1,107.674	1,124.419	1,145.912	1,146.272
Tobacco manufacturing.....	312230		12/11	184.565	184.574	187.364	190.946	191.006
Primary products.....		312230-P	12/11	189.464	189.473	192.323	196.009	196.070
Tobacco stemming and redrying.....		312230-0	06/84	118.687	118.687	119.092	119.092	119.092
Tobacco, unstemmed leaf, redried before packing.....		312230-01	12/03	121.865	121.865	122.249	122.249	122.249
Tobacco, stemmed.....		312230-04	06/84	106.995	106.995	107.397	107.397	107.397
Cigarettes, excluding electronic.....		312230-1	12/82	1,218.374	1,218.374	1,239.559	1,265.766	1,265.766
Other tobacco products.....		312230-9	12/03	225.250	225.326	225.784	227.976	228.539
Cigars.....		312230-91	12/82	613.250	613.250	613.371	613.371	613.371
Chewing and smoking tobacco.....		312230-94	12/82	932.836	933.217	935.615	947.310	950.307
Secondary products and miscellaneous receipts.....		312230-SM						
Textile mills.....	313		12/03	174.586	172.761	171.526	171.698	172.686
Fiber, yarn, and thread mills.....	3131		12/84	186.226	181.057	175.801	175.899	175.515
Fiber, yarn, and thread mills.....	31311		12/84	186.226	181.057	175.801	175.899	175.515
Fiber, yarn, and thread mills.....	313110		12/11	129.649	126.050	122.391	122.459	122.192
Primary products.....		313110-P	12/11	129.579	125.982	122.325	122.393	122.125
Spun yarns.....		313110-4	12/82	173.751	164.959	158.022	157.090	157.090
Cotton spun yarns.....		313110-42	05/22	91.487	86.675	82.040	80.981	80.981
Rayon, acetate, and lyocell spun yarns.....		313110-45	12/82	178.092	178.092	175.968	175.968	-
Noncellulosic fiber and other natural fiber (excluding cotton and wool) spun yarns.....		313110-47	12/96	163.032	154.541	146.120	144.217	144.217

See footnotes at end of table.

Table 11. Producer price indexes for net output of selected industries and their products, not seasonally adjusted — Continued
 [March 2023]

Title ¹	Industry code	Product code	Index base	Unadjusted index ²				
				Nov. 2022	Dec. 2022 ^P	Jan. 2023 ^P	Feb. 2023 ^P	Mar. 2023 ^P
Fiber, yarn, and thread mills - Continued								
Other noncellulosic fiber & other natural fiber yarns, spun & finished in the same est.....		313110-475	12/11	—	—	132.182	130.722	130.722
Textured and twisted yarns.....		313110-6	12/82	216.679	217.184	213.634	215.213	214.164
Textured/cripped/bulked filament yarns, incl. stretch yarn, made from purchased filament yarn.....		313110-6H	12/82	—	—	232.456	234.564	233.286
Fabric mills.....	3132		12/03	162.489	162.540	163.608	164.001	165.185
Broadwoven fabric mills.....	31321		12/03	158.361	158.433	160.669	160.248	161.918
Broadwoven fabric mills.....	313210		12/03	158.312	158.385	160.621	160.200	161.869
Primary products.....		313210-P	12/03	156.974	157.050	159.293	158.858	160.362
Fabricated textile products, made in weaving mills.....		313210-W	12/06	146.008	146.008	147.346	147.346	146.216
Cotton broadwoven fabrics.....		313210-4	09/21	114.583	114.280	114.131	113.654	117.297
Manmade, silk, and other natural fiber (excluding cotton and wool) broadwoven fabrics.....		313210-8	09/21	109.792	109.935	110.517	110.216	110.513
Greige manmade, silk, and other natural fiber (exc cotton/wool) broadwoven fabrics.....		313210-81	06/11	119.481	119.579	120.402	120.010	120.424
Finished manmade, silk, & natural fiber (exc cotton/wool) broadwoven, finished in weaving mills.....		313210-83	06/81	185.005	185.424	185.665	185.407	185.554
Secondary products and miscellaneous receipts.....		313210-SM						
Narrow fabric mills and schiffli embroidery.....	31322		06/84	240.493	241.819	244.492	243.891	243.739
Narrow fabric mills and schiffli embroidery.....	313220		06/84	243.813	245.161	247.870	247.261	247.107
Primary products.....		313220-P	06/84	245.920	247.459	250.235	249.609	249.446
Woven narrow fabrics (12 inches or less in width).....		313220-2	06/84	232.287	234.942	238.713	238.713	238.713
Braided narrow fabrics (12 inches or less in width).....		313220-4	06/84	368.572	368.572	366.984	359.870	358.015
Secondary products and miscellaneous receipts.....		313220-SM						
Secondary products.....		313220-S	06/84	281.840	282.091	282.279	282.422	282.963
Nonwoven fabric mills.....	31323		12/03	154.316	154.120	154.443	155.395	156.506
Nonwoven fabric mills.....	313230		12/85	184.283	184.048	184.432	185.564	186.884
Primary products.....		313230-P	12/85	189.864	189.599	189.997	191.168	192.535
Nonwoven fabrics.....		313230-1	12/85	192.318	192.045	192.596	194.036	195.232
Pressed, punched, or needled felts, excluding hats.....		313230-5	12/85	173.444	172.448	172.006	174.140	178.994
Secondary products and miscellaneous receipts.....		313230-SM1						
Knit fabric mills.....	31324		12/03	164.173	164.774	165.860	165.840	166.572
Knit fabric mills.....	313240		12/11	138.069	138.575	139.488	139.471	140.087
Primary products.....		313240-P	12/11	134.655	135.273	136.169	136.152	136.757
Weft (circular) knit fabrics.....		313240-2	06/81	162.307	162.351	162.257	162.190	162.190
Weft (circular) knit fabrics, greige goods (excluding hosiery).....		313240-21	06/81	164.312	164.312	164.312	164.312	164.312
Weft (circular) knit fabrics, knit and finished in the same establishment (excl hosiery).....		313240-23	12/94	162.096	162.165	162.165	162.058	162.058
Other knit fabrics and laces.....		313240-4	06/81	175.351	176.952	179.385	179.416	180.990
Warp knit fabrics, greige goods (excluding hosiery).....		313240-41	06/81	231.240	231.240	231.813	231.143	231.716
Warp knit fabrics, knit and finished in same establishment.....		313240-43	12/03	141.809	143.659	147.314	147.695	149.853
Secondary products and miscellaneous receipts.....		313240-SM1						
Textile and fabric finishing mills.....	3133		12/03	195.890	192.732	190.359	190.154	192.010
Textile and fabric finishing mills.....	31331		12/03	201.249	196.913	192.741	191.118	193.202
Textile and fabric finishing mills.....	313310		12/11	158.844	155.422	152.135	150.857	152.499
Primary products.....		313310-P	12/11	160.919	157.274	153.835	152.498	154.216
Textile and fabric finishing, except broadwoven.....		313310-B	12/03	184.447	183.392	176.087	165.197	165.764
Finished broadwoven fabrics, finished in finishing mills.....		313310-4	12/03	215.601	208.421	205.332	207.717	210.633
Commission finishing of cotton broadwoven fabrics.....		313310-43	06/84	296.992	298.521	312.781	314.237	315.886
Other finished broadwoven fabrics (excl. cotton and wool), finished in finishing mills.....		313310-45	06/84	332.197	310.493	290.727	290.727	292.382
Other commission finishing of broadwoven fabrics (excl. cotton & wool).....		313310-47	06/84	288.307	292.460	296.796	303.924	311.191
Secondary products and miscellaneous receipts.....		313310-SM						
Fabric coating mills.....	31332		12/03	190.530	190.165	191.671	194.582	196.001
Fabric coating mills.....	313320		06/85	269.053	268.537	270.664	274.774	276.778
Primary products.....		313320-P	06/85	262.346	261.809	263.899	267.939	269.908
Vinyl coated fabrics, including expanded vinyl coated.....		313320-1	06/85	263.724	263.710	264.188	263.246	263.250
Rubber coated fabrics, garments, and footwear.....		313320-4	12/03	208.782	208.782	208.782	215.933	215.933
Coated or laminated fabrics and coated yarns, incl. impregnated fabrics.....		313320-5	06/06	154.887	154.376	156.179	159.508	161.322
Secondary products and miscellaneous receipts.....		313320-SM						
Secondary products.....		313320-S	06/85	214.831	214.508	214.526	214.508	214.601
Textile product mills.....	314		12/03	157.831	157.059	158.263	158.308	158.541
Textile furnishings mills.....	3141		12/03	154.168	152.425	153.036	153.168	153.259

See footnotes at end of table.

Table 11. Producer price indexes for net output of selected industries and their products, not seasonally adjusted — Continued
[March 2023]

Title ¹	Industry code	Product code	Index base	Unadjusted index ²				
				Nov. 2022	Dec. 2022 ^P	Jan. 2023 ^P	Feb. 2023 ^P	Mar. 2023 ^P
Textile furnishings mills - Continued								
Carpet and rug mills.....	31411		12/84	190.413	186.970	187.975	188.192	188.192
Carpet and rug mills.....	314110		06/90	174.264	171.112	172.032	172.231	172.231
Primary products.....		314110-P	06/90	175.653	172.418	173.349	173.574	173.574
Carpet and rugs.....		314110-0	06/90	175.653	172.418	173.349	173.574	173.574
Secondary products and miscellaneous receipts.....		314110-SM						
Curtain and linen mills.....	31412		12/03	156.722	157.166	157.166	157.166	157.537
Curtain and linen mills.....	314120		06/83	183.340	183.862	183.863	183.862	184.296
Primary products.....		314120-P	06/83	181.776	181.776	181.776	181.776	182.228
Curtains and draperies, made from purchased materials.....		314120-1	06/84	223.457	223.457	223.457	223.457	223.457
Other household textile products, made from purchased materials.....		314120-8	06/83	179.176	179.176	179.176	179.176	179.812
Bedspreads, made from purchased materials.....		314120-83	06/83	152.318	152.318	152.318	152.318	152.318
Other household furnishings, made from purchased materials.....		314120-89	06/83	164.669	164.669	164.669	164.669	165.367
Secondary products and miscellaneous receipts.....		314120-SM						
Miscellaneous receipts.....		314120-M	06/83	190.469	195.325	195.325	195.325	195.325
Secondary products.....		314120-S	06/83	249.444	250.765	250.825	250.767	250.843
Other textile product mills.....	3149		12/03	160.652	161.197	163.214	163.136	163.562
Textile bag and canvas mills.....	31491		12/03	165.300	165.831	167.249	167.274	167.277
Textile bag and canvas mills.....	314910		12/11	137.935	138.378	139.560	139.582	139.584
Primary products.....		314910-P	12/11	139.471	139.983	141.000	141.006	141.006
Textile bags.....		314910-1	12/85	203.678	203.678	214.875	-	-
Canvas and related products.....		314910-5	12/85	361.135	362.733	362.733	362.747	362.747
Secondary products and miscellaneous receipts.....		314910-SM						
Miscellaneous receipts.....		314910-M	12/11	115.661	115.661	115.661	115.661	115.661
Secondary products.....		314910-S	12/11	160.211	160.236	163.669	163.867	163.897
All other textile product mills.....	31499		12/03	157.277	157.824	160.116	159.989	160.616
Rope, twine, tire cord, and tire fabric mills.....	314994		12/11	118.417	118.214	119.573	116.926	117.042
Primary products.....		314994-P	12/11	116.413	116.196	117.371	114.717	114.858
Rope, cordage, and twine.....		314994-4	06/85	276.585	275.202	288.113	287.441	288.207
Tire cord and tire fabrics.....		314994-7	06/84	158.802	158.802	155.919	149.805	149.805
Secondary products and miscellaneous receipts.....		314994-SM						
Miscellaneous receipts.....		314994-M	12/11	139.537	139.537	150.743	150.743	149.324
All other miscellaneous textile product mills.....	314999		12/03	151.089	151.863	154.234	155.294	156.062
Primary products.....		314999-P	12/03	150.818	151.665	154.267	155.501	156.353
Embroideries (excluding Schiffli machine products) and embroidery contractors.....		314999-6	12/11	126.820	126.820	128.051	128.051	128.051
Trimnings and findings, excluding automobile and apparel.....		314999-7	12/03	199.376	185.040	198.066	198.066	213.850
All other miscellaneous fabricated textile products.....		314999-8	12/03	148.427	149.361	152.061	153.877	154.175
Secondary products and miscellaneous receipts.....		314999-SM						
Miscellaneous receipts.....		314999-M	12/03	172.682	172.465	174.355	174.355	174.847
Secondary products.....		314999-S	12/03	136.585	137.489	137.489	137.489	137.498
Apparel manufacturing.....	315		12/03	125.515	125.889	126.634	127.048	127.092
Apparel knitting mills.....	3151		12/84	137.885	137.885	137.699	137.699	137.699
Apparel Knitting Mills.....	31512		12/22	-	100.000	99.865	99.865	99.865
Apparel knitting mills.....	315120		12/22	-	100.000	99.865	99.865	99.865
Primary products.....		315120-P	12/22	-	100.000	99.861	99.861	99.861
Hosiery and socks.....		315120-1	12/10	116.152	116.152	115.952	115.952	115.952
Hosiery and socks.....		315120-10	05/20	106.937	106.937	106.754	106.754	106.754
Other apparel knitting mills.....		315120-2	12/11	111.992	111.992	111.992	-	-
Secondary products and miscellaneous receipts.....		315120-SM						
Cut and sew apparel manufacturing.....	3152		12/03	122.886	123.359	124.242	124.709	124.768
Cut and sew apparel contractors.....	31521		12/03	120.860	122.848	123.805	125.337	125.337
Cut and sew apparel contractors.....	315210		12/11	115.272	117.169	118.081	119.542	119.542
Primary products.....		315210-P	12/11	115.352	117.337	118.270	119.762	119.762
Contract receipts for women's, girls', and infants' apparel.....		315210-2	12/03	111.391	114.791	116.395	118.963	118.963
Contract receipts for men's and boys' (including unisex) apparel.....		315210-4	12/03	142.997	142.997	142.997	142.997	142.997
Contract receipts for men's and boys' pants, work apparel, and other outerwear.....		315210-48	06/07	123.826	123.826	123.826	123.826	123.826
Secondary products and miscellaneous receipts.....		315210-SM						
Cut and sew apparel manufacturing (except contractors).....	31525		12/22	-	100.000	100.695	100.795	100.858
Cut and sew apparel manufacturing (except contractors).....	315250		12/22	-	100.000	100.695	100.794	100.858
Primary products.....		315250-P	12/22	-	100.000	100.699	100.800	100.864
Men's and boys' cut and sew apparel manufacturing.....		315250-1	12/11	135.945	135.945	136.747	137.004	137.237

See footnotes at end of table.

Table 11. Producer price indexes for net output of selected industries and their products, not seasonally adjusted — Continued
[March 2023]

Title ¹	Industry code	Product code	Index base	Unadjusted index ²				
				Nov. 2022	Dec. 2022 ^P	Jan. 2023 ^P	Feb. 2023 ^P	Mar. 2023 ^P
Cut and sew apparel manufacturing (except contractors) - Continued								
Men's and boys' nightwear, robes, and underwear, made from purchased fabrics.....		315250-11	12/03	165.532	165.532	165.532	165.532	165.532
Men's and boys' suits, coats, and overcoats, made from purchased fabrics.....		315250-12	12/80	—	—	214.476	214.476	215.401
Men's and boys' shirts, except work shirts, made from purchased fabrics.....		315250-13	06/83	182.047	182.047	186.487	186.487	186.487
Men's and boys' pants, except work pants, made from purchased fabrics.....		315250-14	12/81	—	—	287.302	287.302	287.302
Men's and boys' work clothing, made from purchased fabrics.....		315250-15	12/81	174.304	174.304	174.304	175.682	175.682
Men's and boys' other outerwear, made from purchased fabrics.....		315250-16	12/83	218.236	218.236	220.500	220.840	220.840
Women's, girls', and infants' cut and sew apparel manufacturing.....		315250-2	12/11	107.018	107.010	107.010	107.071	107.072
Women's and girls' lingerie and nightwear, made from purchased fabrics.....		315250-21	12/03	118.337	118.337	118.337	118.337	118.337
Women's and girls' blouses and shirts, made from purchased fabrics.....		315250-22	06/83	175.370	175.370	175.370	175.370	175.370
Women's and girls' dresses, made from purchased fabrics.....		315250-23	12/80	132.216	132.216	132.216	132.216	132.216
Women's and girls' suits, coats, and skirts, made from purchased fabrics.....		315250-24	12/82	127.731	127.731	127.731	128.381	128.381
Women's and girls' other outerwear, made from purchased fabrics.....		315250-25	06/83	108.919	108.885	108.885	108.991	108.997
Other cut and sew apparel manufacturing.....		315250-3	12/22	—	100.000	102.882	102.987	103.077
Fur and leather apparel, made from purchased materials.....		315250-31	12/03	201.366	201.366	204.519	204.519	205.932
All other cut and sew apparel, made from purchased materials.....		315250-32	12/03	152.194	152.194	156.876	157.059	157.059
Secondary products and miscellaneous receipts.....		315250-SM						
Miscellaneous receipts.....		315250-M	12/11	—	—	124.384	124.384	124.384
Secondary products.....		315250-S	12/11	122.194	122.194	122.194	122.211	122.384
Accessories and other apparel manufacturing.....	3159		12/03	157.497	157.601	158.334	158.335	158.336
Accessories and other apparel manufacturing.....	31599		12/03	157.494	157.597	158.331	158.331	158.333
Accessories and other apparel manufacturing.....	315990		12/11	141.678	141.771	142.428	142.428	142.430
Primary products.....		315990-P	12/11	136.577	136.702	137.243	137.243	137.243
All other accessories and apparel.....		315990-B	12/03	137.193	137.491	137.491	137.491	137.491
Leather belts, made from purchased materials.....		315990-BC	06/85	173.027	173.027	173.027	173.027	—
All other apparel accessories, made from purchased materials.....		315990-BE	12/11	136.635	136.997	136.997	136.997	136.997
Hats, caps, and millinery products.....		315990-4	12/90	254.792	254.792	255.638	255.638	255.638
Men's and boys' fabric, straw, and felt hats, made from purchased materials.....		315990-41	12/90	277.937	277.937	277.937	277.937	277.937
Women's, girls', and infants' fabric, straw, and felt hats, made from purchased materials.....		315990-43	12/90	159.903	159.903	159.903	159.903	159.903
Hat bodies and fabric caps, made from purchased materials.....		315990-45	12/90	256.523	256.523	264.464	264.464	264.464
Gloves and mittens, made from purchased materials.....		315990-7	12/03	179.729	179.729	183.085	183.085	183.085
Secondary products and miscellaneous receipts.....		315990-SM						
Miscellaneous receipts.....		315990-M	12/11	157.917	157.917	158.468	158.468	158.468
Secondary products.....		315990-S	12/11	135.966	135.966	139.391	139.402	139.447
Leather and allied product manufacturing.....	316		12/84	197.852	197.522	199.946	200.189	200.573
Leather and hide tanning and finishing.....	3161		06/81	203.041	201.058	203.460	201.995	204.139
Leather and hide tanning and finishing.....	31611		06/81	203.041	201.058	203.460	201.995	204.139
Leather and hide tanning and finishing.....	316110		06/81	202.895	200.913	203.313	201.850	203.991
Primary products.....		316110-P	06/81	199.039	197.022	199.387	197.945	200.055
Finished and unfinished leather.....		316110-1	12/97	109.033	107.716	109.046	108.162	109.455
Tanning or finishing leather owned by others, and furs, dressed and dyed or bleached.....		316110-2	06/11	130.158	130.158	131.344	131.344	131.344
Contract and commission receipts for tanning or finishing leather owned by others.....		316110-21	06/81	205.601	205.601	207.833	207.833	207.833
Secondary products and miscellaneous receipts.....		316110-SM						
Footwear manufacturing.....	3162		12/03	155.905	156.018	156.028	157.272	156.827
Footwear manufacturing.....	31621		12/03	155.905	156.018	156.028	157.272	156.827
Footwear manufacturing.....	316210		12/11	137.812	137.913	137.922	139.022	138.628
Primary products.....		316210-P	12/11	136.607	136.716	136.731	137.844	137.443
Rubber and plastics footwear, including athletic footwear.....		316210-1	12/80	162.313	162.891	163.042	163.042	163.042
Men's footwear (size 6 and larger), excluding athletic.....		316210-2	12/93	201.376	201.376	201.376	204.327	203.278
Women's footwear (size 4 and larger), excluding athletic.....		316210-5	12/93	146.550	146.550	146.550	146.553	146.524
Secondary products and miscellaneous receipts.....		316210-SM						
Miscellaneous receipts.....		316210-M	12/11	165.436	165.436	165.436	165.740	165.740
Other leather product manufacturing.....	3169		12/03	149.263	149.359	153.216	153.256	153.352
Other leather product manufacturing.....	31699		12/03	149.263	149.359	153.217	153.256	153.351
Other leather and allied product manufacturing.....	316990		12/22	—	100.000	102.582	102.609	102.673
Primary products.....		316990-P	12/22	—	100.000	102.614	102.637	102.663
Women's and children's handbags and purses.....		316990-1	06/06	132.814	132.867	132.867	133.000	133.122
All other leather goods and allied products.....		316990-2	12/11	129.217	129.340	133.695	133.695	133.704
Luggage (including suitcases, travel bags, backpacks, and other types).....		316990-21	12/84	157.819	157.819	166.247	166.247	166.247
Personal leather goods (excluding women's handbags and purses).....		316990-22	06/82	202.682	202.682	203.131	203.131	203.959
Boot and shoe cut stock and findings.....		316990-24	12/06	133.762	133.762	133.762	133.762	133.762

See footnotes at end of table.

Table 11. Producer price indexes for net output of selected industries and their products, not seasonally adjusted — Continued
 [March 2023]

Title ¹	Industry code	Product code	Index base	Unadjusted index ²				
				Nov. 2022	Dec. 2022 ^P	Jan. 2023 ^P	Feb. 2023 ^P	Mar. 2023 ^P
Other leather and allied product manufacturing - Continued								
All other miscellaneous leather goods.....		316990-25	12/03	168.493	168.847	173.017	173.017	173.017
Secondary products and miscellaneous receipts.....		316990-SM						
Miscellaneous receipts.....		316990-M	12/11	150.425	150.425	154.213	154.304	154.304
Wood product manufacturing.....	321		12/03	192.852	188.956	186.753	186.220	185.695
Sawmills and wood preservation.....	3211		12/03	154.404	149.163	148.297	149.447	149.347
Sawmills and wood preservation.....	32111		12/03	154.404	149.163	148.297	149.447	149.347
Sawmills.....	321113		12/80	217.434	208.916	208.160	210.055	207.564
Primary products.....		321113-P	12/03	146.111	139.400	138.942	140.295	138.526
Hardwood lumber, made in sawmills.....		321113-1	12/03	98.655	94.384	108.119	103.954	100.780
Softwood lumber, made in sawmills.....		321113-3	12/03	152.808	143.648	135.309	139.813	138.479
Softwood dressed lumber, less than 2 inches in nominal thickness, not edge worked.....		321113-32	06/12	182.457	183.508	180.865	171.188	160.724
Softwood dressed 2-inch lumber, 2 inches in nominal thickness only, not edge worked.....		321113-33	06/12	166.809	149.008	135.163	146.113	145.861
Softwood dressed lumber and timbers, more than 2 inches in nominal thickness, not edge worked.....		321113-34	06/12	150.384	149.923	137.642	140.879	139.570
Wood chips, excluding field chips.....		321113-5	12/80	143.083	146.387	146.319	146.110	147.127
Wood ties, siding, shingles, and shakes, and contract sawing of logs owned by others.....		321113-7	12/03	168.108	170.306	172.382	172.362	174.438
Secondary products and miscellaneous receipts.....		321113-SM						
Wood preservation.....	321114		06/85	285.020	281.478	278.015	278.932	289.591
Primary products.....		321114-P	06/85	276.641	273.632	271.806	272.974	283.802
Wood poles, piles, and posts owned and treated by the same establishment.....		321114-1	06/85	405.641	410.026	405.563	402.399	433.540
Other wood products owned and treated by the same establishment.....		321114-5	06/85	243.331	237.818	236.945	241.444	241.339
Receipts for treating wood owned by others w/ arsenical chemicals, creosote, & other chemicals.....		321114-9	06/85	221.123	220.709	224.075	224.371	224.549
Secondary products and miscellaneous receipts.....		321114-SM						
Plywood and engineered wood product mfg.....	3212		12/03	196.307	188.722	183.350	179.357	178.755
Plywood and engineered wood product mfg.....	32121		12/03	196.307	188.722	183.350	179.357	178.755
Hardwood veneer and plywood manufacturing.....	321211		06/85	234.189	232.620	236.043	227.888	227.988
Primary products.....		321211-P	06/85	245.351	244.749	247.405	238.862	238.318
Hardwood veneer, including veneer backed with paper, cloth, or other flexible material.....		321211-1	12/03	141.718	142.043	142.548	142.792	142.933
Hardwood plywood.....		321211-4	12/12	170.478	169.190	170.220	154.696	155.374
Hardwood veneered panels, including two-ply veneers.....		321211-7	06/85	240.473	241.420	251.183	246.380	240.681
Secondary products and miscellaneous receipts.....		321211-SM						
Softwood veneer and plywood manufacturing.....	321212		12/80	266.955	265.208	256.965	255.270	252.754
Primary products.....		321212-P	12/80	275.373	268.983	259.989	259.319	256.746
Softwood veneer, incl. veneer backed w/ paper, cloth, or other flexible material. ...		321212-1	12/80	210.029	199.321	194.084	186.355	180.557
Softwood plywood products: rough, sanded, and specialties.....		321212-4	12/11	186.844	183.859	176.950	180.347	180.663
Secondary products and miscellaneous receipts.....		321212-SM						
Secondary products.....		321212-S	12/80	265.717	284.365	281.968	269.493	267.003
Engineered wood member manufacturing.....	321215		12/22	-	100.000	98.937	95.604	94.787
Primary products.....		321215-P	12/22	-	100.000	99.278	96.131	95.159
Engineered wood members (excluding trusses).....		321215-1	12/06	231.928	231.167	231.167	228.220	226.256
Laminated veneer lumber.....		321215-11	12/03	273.040	271.646	271.646	271.646	271.646
Other engineered structural wood members, excluding trusses & laminated veneer lumber.....		321215-12	12/03	282.695	282.247	282.247	276.558	272.767
Wood trusses.....		321215-2	12/03	314.060	304.536	301.449	289.557	286.443
Secondary products and miscellaneous receipts.....		321215-SM						
Reconstituted wood product manufacturing.....	321219		06/91	302.911	277.471	259.689	257.441	258.688
Primary products.....		321219-P	06/91	303.428	277.880	259.423	256.651	257.968
Hardboard products.....		321219-B	12/11	185.012	184.017	183.059	183.059	184.808
Particleboard made from particleboard produced at the same location.....		321219-1	12/82	396.228	389.377	391.796	382.298	382.298
Secondary products and miscellaneous receipts.....		321219-SM						
Other wood product manufacturing.....	3219		12/03	206.625	205.172	204.066	204.493	203.822
Millwork.....	32191		12/03	198.959	196.729	196.290	199.019	199.020
Wood window and door manufacturing.....	321911		12/03	202.454	200.602	200.393	206.871	206.474
Primary products.....		321911-P	12/03	199.620	197.716	197.518	204.016	203.418
Wood window units.....		321911-1	06/83	359.830	359.830	359.830	374.203	375.286
Double hung wood window units.....		321911-11	06/13	160.299	160.299	160.299	166.511	166.511
Casement wood window units.....		321911-12	06/13	176.415	176.415	176.415	183.420	184.627
All other wood window units, including horizontal sliding, awning and single hung.....		321911-13	06/13	151.009	151.009	151.009	157.605	157.605
Wood sash, excluding sash shipped in window units.....		321911-3	06/83	362.135	362.135	362.135	378.432	378.432

See footnotes at end of table.

Table 11. Producer price indexes for net output of selected industries and their products, not seasonally adjusted — Continued
 [March 2023]

Title ¹	Industry code	Product code	Index base	Unadjusted index ²				
				Nov. 2022	Dec. 2022 ^p	Jan. 2023 ^p	Feb. 2023 ^p	Mar. 2023 ^p
Wood window and door manufacturing - Continued								
Wood window & door frames, incl. door frames in door units, excl. window frames in window units.....		321911-5	06/83	261.592	243.074	240.429	241.062	236.128
Wood panel, flush, & molded face doors, interior & exterior, incl. doors with glazed sections.....		321911-7	06/83	343.093	343.546	346.424	360.154	360.154
Other wood doors, incl. garage, patio, bifold, cabinet, screen, storm and louver. . .		321911-9	06/83	314.430	314.416	312.855	325.200	324.679
Secondary products and miscellaneous receipts.....		321911-SM						
Secondary products.....		321911-S	12/03	193.002	190.761	190.290	197.771	195.211
Cut stock, resawing lumber, and planing.....	321912		12/03	197.927	194.166	193.552	192.354	193.665
Primary products.....		321912-P	12/03	189.035	184.358	183.637	186.364	187.895
Softwood lumber, made from purchased lumber.....		321912-3	12/03	243.330	233.347	231.884	236.455	233.652
Hardwood cut stock and dimension.....		321912-6	06/84	269.383	266.124	266.124	266.124	266.124
Softwood cut stock and dimension.....		321912-8	12/80	235.893	225.400	219.709	227.095	227.554
Sawn wood fence stock, wood lath, and contract resawing and planing.....		321912-9	12/03	213.544	213.544	213.544	213.544	213.544
Secondary products and miscellaneous receipts.....		321912-SM						
Other millwork, including flooring.....	321918		12/03	191.047	190.158	189.497	189.169	188.803
Primary products.....		321918-P	12/03	188.179	187.120	187.281	187.331	186.717
Wood moldings.....		321918-2	06/83	380.545	377.017	374.622	372.642	371.083
Other wood millwork products, including stairwork, exterior millwork, and softwood flooring.....		321918-5	12/03	164.182	161.211	162.635	162.099	162.241
Hardwood flooring.....		321918-7	06/84	261.529	262.287	261.327	264.432	262.117
Hardwood flooring, other than oak and maple.....		321918-72	12/03	176.898	176.898	176.898	176.898	177.566
Oak and maple hardwood flooring.....		321918-73	06/84	236.087	236.905	235.981	238.967	236.683
Secondary products and miscellaneous receipts.....		321918-SM						
Miscellaneous receipts.....		321918-M	12/03	159.796	-	-	-	-
Secondary products.....		321918-S	12/03	257.020	238.424	236.605	230.982	233.381
Wood container and pallet manufacturing.....	32192		12/03	213.901	212.811	211.685	207.443	205.758
Wood container and pallet manufacturing.....	321920		12/03	213.886	212.797	211.671	207.430	205.743
Primary products.....		321920-P	12/03	206.695	205.858	204.767	200.679	198.998
Nailed and lock-corner wood boxes.....		321920-1	06/85	212.185	211.778	212.185	212.185	212.185
Wood box and crate shook.....		321920-3	06/85	246.384	244.760	244.760	245.430	245.430
Wood pallets and pallet containers, wood and metal combination.....		321920-5	12/03	224.499	223.537	222.195	217.158	215.100
Other wood container parts and wood containers.....		321920-7	12/03	125.120	125.120	125.120	125.120	125.120
Secondary products and miscellaneous receipts.....		321920-SM						
Miscellaneous receipts.....		321920-M	12/03	356.634	351.387	345.537	306.700	306.686
Secondary products.....		321920-S	12/03	187.593	185.554	185.251	186.185	185.427
All other wood product manufacturing.....	32199		12/03	204.798	204.799	202.585	201.944	200.790
Manufactured home, mobile home, manufacturing.....	321991		06/81	500.760	500.587	493.872	490.669	491.024
Primary products.....		321991-P	06/81	500.813	500.638	493.924	490.719	491.075
Manufactured homes (mobile homes), all width sizes (incl. multisection).....		321991-1	06/81	501.838	501.663	494.935	491.724	492.080
Secondary products and miscellaneous receipts.....		321991-SM						
Prefabricated wood building manufacturing.....	321992		12/84	406.586	408.002	399.199	397.860	397.397
Primary products.....		321992-P	12/84	395.209	393.274	384.576	383.253	382.893
Prefabricated stationary wood buildings, components (not sold as complete units).....		321992-1	12/89	189.246	186.698	200.764	201.179	197.727
Prefabricated stationary wood buildings, shipped in panel form (complete units) . . .		321992-5	12/84	625.288	623.510	581.488	580.349	579.137
Prefabricated stationary wood buildings, precut packages (complete units).....		321992-6	12/84	521.410	521.056	514.785	514.367	516.479
Prefabricated stationary wood buildings, shipped in three-dimensional assemblies.....		321992-7	12/84	396.541	396.541	397.642	394.386	394.722
Prefabricated stationary wood buildings, three-dimensional assemblies, residential.....		321992-71	12/84	382.934	382.934	384.115	384.115	384.478
Prefabricated stationary wood buildings, three-dimensional assemblies, nonresidential.....		321992-72	12/84	499.489	499.489	499.612	461.642	461.648
Secondary products and miscellaneous receipts.....		321992-SM						
Miscellaneous receipts.....		321992-M	06/98	277.450	293.483	286.067	285.816	282.376
Secondary products.....		321992-S	08/92	-	-	389.853	389.902	388.243
Miscellaneous wood product manufacturing.....	321999		12/03	140.913	140.653	140.712	140.744	138.557
Primary products.....		321999-P	06/84	209.616	209.155	208.408	208.546	205.138
All other miscellaneous wood products.....		321999-0	06/02	136.964	136.663	136.175	136.266	134.038
Secondary products and miscellaneous receipts.....		321999-SM						
Paper manufacturing.....	322		12/03	188.070	188.503	188.580	188.423	187.347
Pulp, paper & paperboard mills.....	3221		12/03	185.913	185.426	185.854	184.691	184.091
Pulp mills.....	32211		12/82	288.678	277.786	292.173	281.036	279.325
Pulp mills.....	322110		12/82	288.677	277.784	292.171	281.034	279.324
Primary products.....		322110-P	12/82	319.518	307.462	323.386	311.059	309.166
Special alpha and dissolving wood pulp, incl. sulfite and sulfate and other wood pulp.....		322110-6	12/11	146.804	140.298	147.893	141.498	141.217

See footnotes at end of table.

Table 11. Producer price indexes for net output of selected industries and their products, not seasonally adjusted — Continued
 [March 2023]

Title ¹	Industry code	Product code	Index base	Unadjusted index ²				
				Nov. 2022	Dec. 2022 ^P	Jan. 2023 ^P	Feb. 2023 ^P	Mar. 2023 ^P
Pulp mills - Continued								
All other miscellaneous pulp, other than wood, and pulp mill by-products, incl. turpentine.....		322110-9	06/88	449.226	444.087	459.505	459.505	443.297
Paper mills.....	32212		06/81	245.586	246.008	246.216	246.682	245.597
Paper mills.....	322120		12/03	168.021	168.180	168.358	168.621	167.898
Primary products.....		322120-P	12/03	167.542	167.175	168.108	168.549	168.090
Bleached bristol, clay-coated, uncoated, and industrial converted paper.....		322120-1	12/11	129.852	130.229	132.059	133.552	131.236
Construction paper.....		322120-2	12/11	-	-	138.360	138.360	138.360
Sanitary tissue paper products, made in paper mills.....		322120-4	06/83	244.484	242.365	245.480	244.610	245.976
Newsprint and uncoated ground-wood paper.....		322120-5	12/03	144.648	146.703	138.955	141.103	143.338
Newsprint.....		322120-51	06/81	179.427	175.259	-	-	-
Secondary products and miscellaneous receipts.....		322120-SM						
Paperboard mills.....	32213		12/82	395.390	393.998	392.711	388.577	387.971
Paperboard mills.....	322130		12/82	395.831	394.437	393.143	389.006	388.402
Primary products.....		322130-P	12/82	378.053	376.619	374.984	371.220	370.822
Bleached packaging and industrial converting paperboard.....		322130-B	05/21	130.842	130.842	130.842	130.842	130.842
Unbleached kraft packaging and industrial converting paperboard.....		322130-1	12/82	367.874	367.874	367.768	365.618	365.560
Recycled paperboard.....		322130-7	12/82	444.525	438.538	430.695	423.393	421.569
Secondary products and miscellaneous receipts.....		322130-SM						
Converted paper product mfg.....	3222		12/03	191.862	192.721	192.570	192.739	191.499
Paper container mfg.....	32221		12/84	333.732	333.536	333.111	333.047	330.075
Corrugated and solid fiber box manufacturing.....	322211		03/80	451.910	450.335	447.871	447.039	441.440
Primary products.....		322211-P	03/80	453.625	451.954	449.202	448.224	442.565
Corrugated and solid fiber boxes, including pallets.....		322211-0	03/80	453.625	451.954	449.202	448.224	442.565
Corrugated shipping containers for food and beverages and carryout boxes for retail food.....		322211-01	03/80	378.638	378.360	376.006	375.093	373.858
Corrugated shipping containers for paper and allied products.....		322211-02	03/80	470.412	467.905	458.145	470.294	470.294
Corrugated shipping containers for metal and electrical machinery.....		322211-03	06/02	270.834	270.387	266.035	266.642	266.642
Corrugated shipping containers for all other end uses.....		322211-04	03/80	452.620	452.009	453.036	451.279	444.400
Corrugated paperboard in sheets and rolls, lined and unlined.....		322211-05	03/80	403.625	399.208	395.223	390.206	372.988
Other corrugated and solid fiber products, including containers, pallets, pads, etc.....		322211-09	06/02	262.825	262.978	263.823	260.814	259.697
Secondary products and miscellaneous receipts.....		322211-SM						
Miscellaneous receipts.....		322211-M	06/02	293.554	293.018	293.040	305.213	290.177
Secondary products.....		322211-S	12/90	214.999	214.999	218.602	218.646	218.615
Folding paperboard box manufacturing.....	322212		12/83	232.936	234.473	235.024	235.834	236.082
Primary products.....		322212-P	12/83	228.186	229.828	230.369	231.172	231.438
Folding paperboard boxes, packaging, and packaging components.....		322212-0	12/83	228.186	229.828	230.369	231.172	231.438
Secondary products and miscellaneous receipts.....		322212-SM						
Other paperboard container manufacturing.....	322219		12/11	144.298	144.632	146.956	147.397	146.600
Primary products.....		322219-P	12/11	149.068	149.313	151.933	152.430	151.531
Setup (rigid) paperboard boxes.....		322219-1	12/83	452.067	455.673	470.418	474.179	474.179
Paperboard fiber drums with ends of any material.....		322219-7	12/85	520.416	520.416	519.971	504.002	504.002
Fiber cans, tubes, and similar fiber products.....		322219-8	12/85	420.331	420.773	421.717	432.836	421.627
Fiber cans, all fiber and composite.....		322219-81	12/85	362.302	363.421	364.792	381.023	365.529
Fiber cores and tubes.....		322219-82	12/85	463.768	463.768	463.768	463.585	461.915
Paperboard cones, reels, spools, bobbins, blocks, and all vulcanized fiber products.....		322219-83	12/02	153.791	153.791	153.791	153.791	153.791
Secondary products and miscellaneous receipts.....		322219-SM						
Miscellaneous receipts.....		322219-M	12/11	109.747	109.747	-	-	-
Paper bag and coated and treated paper mfg.....	32222		12/03	175.043	176.111	176.153	176.508	176.748
Paper bag and coated and treated paper manufacturing.....	322220		12/11	133.059	133.872	133.904	134.174	134.356
Primary products.....		322220-P	12/11	132.503	133.644	133.669	133.986	134.176
Specialty bags, pouches, and liners, multiweb laminations and foil, except film-film.....		322220-C	12/83	307.937	308.647	312.325	311.551	311.601
Uncoated single-web paper grocers' bags and sacks and variety and shopping bags.....		322220-D	12/83	423.850	428.583	428.583	428.583	428.583
Laminated aluminum foil rolls and sheets for flexible packaging uses.....		322220-F	12/03	160.220	160.220	164.099	164.123	164.123
Pasted, lined, laminated, or surface-coated paperboard.....		322220-G	12/84	346.385	346.385	339.591	339.591	339.591
Single-web paper, rolls and sheets, including waxed, for flexible packaging uses...		322220-H	12/87	289.676	291.202	296.352	296.352	296.352
Multiweb laminated rolls and sheets, except foil, for flexible packaging uses.....		322220-J	12/03	170.723	171.131	167.555	168.365	168.614
Printing paper, coated at establishments other than where paper was produced... ..		322220-K	12/82	262.875	262.875	265.841	265.841	261.838
Pressure-sensitive products.....		322220-N	12/82	247.363	250.117	250.243	250.246	249.102
Wallcoverings.....		322220-7	06/85	182.992	182.992	182.992	182.992	182.992
Converted foil for nonpackaging applications.....		322220-8	06/13	123.754	123.754	123.754	121.419	121.419
Other coated and processed papers, except for packaging uses.....		322220-9	12/11	117.543	121.712	118.067	121.322	128.293

See footnotes at end of table.

Table 11. Producer price indexes for net output of selected industries and their products, not seasonally adjusted — Continued
[March 2023]

Title ¹	Industry code	Product code	Index base	Unadjusted index ²				
				Nov. 2022	Dec. 2022 ^P	Jan. 2023 ^P	Feb. 2023 ^P	Mar. 2023 ^P
Paper bag and coated and treated paper manufacturing - Continued								
Secondary products and miscellaneous receipts.....		322220-SM						
Miscellaneous receipts.....		322220-M	12/11	122.741	115.646	116.378	114.894	114.894
Stationery product mfg.	32223		12/03	201.027	210.809	209.742	212.510	209.019
Stationery product manufacturing.	322230		12/11	157.173	164.821	163.988	166.151	163.423
Primary products.....		322230-P	12/11	158.337	166.255	165.349	167.587	164.798
Die-cut paper and paperboard office supplies.		322230-4	12/89	263.101	280.178	285.356	285.356	285.356
Envelopes, commercial, all types and materials.		322230-5	12/84	262.666	263.879	260.037	258.142	256.420
Tablets, pads and related products.		322230-9	06/85	259.559	264.748	268.565	276.860	277.406
Secondary products and miscellaneous receipts.....		322230-SM						
Miscellaneous receipts.....		322230-M	12/11	126.772	126.594	129.937	129.052	125.462
Other converted paper product mfg.	32229		12/03	146.275	146.166	146.440	146.215	145.920
Sanitary paper product manufacturing.	322291		12/03	132.718	132.713	133.398	134.134	133.841
Primary products.....		322291-P	06/83	193.167	193.564	194.494	195.543	195.078
Disposable diapers and similar disposable products, made from purchased sanitary paper stock.		322291-2	12/03	103.668	103.668	103.668	103.668	103.668
Sanitary tissue paper products, made from purchased sanitary paper stock or wadding.		322291-5	12/03	166.242	167.031	168.545	170.254	169.497
Secondary products and miscellaneous receipts.....		322291-SM						
Miscellaneous receipts.....		322291-M	12/03	277.946	260.708	277.468	279.497	277.492
All other converted paper product mfg.	322299		12/03	180.602	180.226	179.149	175.819	175.519
Primary products.....		322299-P	12/03	176.343	176.259	175.404	172.796	172.142
Molded pulp goods, including egg cartons, florist pots, food trays, etc.		322299-1	12/03	188.212	191.282	192.396	191.266	193.665
Miscellaneous converted paper and paperboard products.		322299-3	12/03	173.325	172.685	171.193	168.093	166.457
Secondary products and miscellaneous receipts.....		322299-SM						
Printing and related support activities.	323		12/03	154.586	155.586	157.437	158.244	159.829
Printing and related support activities.	3231		12/03	154.771	155.772	157.625	158.433	160.020
Printing.	32311		12/03	156.301	157.329	159.240	160.055	161.694
Commercial screen printing.	323113		12/03	127.121	128.092	129.112	129.143	129.498
Primary products.....		323113-P	12/03	126.668	127.652	128.761	128.761	128.973
Screen printing on garments, apparel accessories, and other fabric articles, excluding labels.		323113-4	06/90	163.852	163.821	164.171	164.171	164.207
Screen printing (excluding on textiles, apparel, apparel accessories, and labels).		323113-6	12/06	120.249	123.343	126.928	126.928	127.686
Secondary products and miscellaneous receipts.....		323113-SM						
Miscellaneous receipts.....		323113-M	12/03	136.290	137.437	137.437	138.010	138.010
Secondary products.....		323113-S	12/03	120.085	120.809	121.413	121.527	122.806
Books printing.	323117		12/83	264.016	266.696	271.155	273.995	276.195
Primary products.....		323117-P	12/83	263.213	264.302	269.063	272.547	275.248
Other book and pamphlet printing and binding.		323117-E	06/93	154.799	157.676	157.278	157.278	157.681
Textbook printing and binding.		323117-1	06/93	157.168	157.168	157.258	157.258	157.043
Technical, scientific, & professional book printing & binding.		323117-3	06/93	155.752	156.387	156.431	156.431	156.431
Religious book printing and binding.		323117-5	06/93	195.640	195.774	197.224	197.224	197.525
General book (trade, etc.) printing & binding.		323117-7	06/93	228.412	228.577	238.421	245.828	251.417
Secondary products and miscellaneous receipts.....		323117-SM						
Commercial printing, except screen and books.	32311K		12/11	139.161	140.030	141.753	142.485	144.083
Primary products.....		32311K-P	12/11	135.152	135.495	137.620	137.714	139.691
Commercial lithographic printing.		32311K-0	06/82	215.907	216.777	217.349	217.349	217.349
Other commercial and general job printing (lithographic).		32311K-0B	12/01	144.514	145.520	145.814	145.818	145.818
Magazine and periodical printing (lithographic).		32311K-01	06/82	180.759	182.991	183.600	183.600	183.600
Label and wrapper printing (lithographic).		32311K-03	06/82	173.644	173.644	173.644	173.644	173.644
Catalog and directory printing (lithographic).		32311K-05	06/82	172.813	173.067	174.468	174.468	174.468
Advertising printing (lithographic).		32311K-09	06/82	183.958	184.327	184.984	184.984	184.984
Commercial flexographic printing.		32311K-2	12/03	197.667	197.667	199.175	199.175	216.414
Label and wrapper printing (flexographic).		32311K-21	12/01	192.491	192.491	193.362	193.362	214.172
Quick printing.		32311K-4	12/03	134.164	134.937	134.937	139.358	139.358
Digital printing.		32311K-5	12/03	123.793	123.954	128.637	129.093	129.093
Manifold business forms printing.		32311K-6	12/03	217.729	217.912	217.912	217.912	217.912
Other commercial printing.		32311K-9	12/03	129.401	129.401	129.571	129.571	129.571
All other commercial and general job printing.		32311K-9V	09/18	129.104	129.104	129.104	129.104	129.104
Secondary products and miscellaneous receipts.....		32311K-SM						
Miscellaneous receipts.....		32311K-M	12/11	144.838	147.761	148.546	148.542	148.533
Secondary products.....		32311K-S	12/11	220.749	231.280	231.330	236.595	236.715
Support activities for printing.	32312		12/03	117.511	117.849	117.931	118.659	118.649
Support activities for printing.	323120		12/11	119.240	119.583	119.666	120.405	120.395
Primary products.....		323120-P	12/11	117.238	117.587	117.648	118.439	118.428

See footnotes at end of table.

Table 11. Producer price indexes for net output of selected industries and their products, not seasonally adjusted — Continued
 [March 2023]

Title ¹	Industry code	Product code	Index base	Unadjusted index ²				
				Nov. 2022	Dec. 2022 ^p	Jan. 2023 ^p	Feb. 2023 ^p	Mar. 2023 ^p
Support activities for printing - Continued								
Softcover, pamphlet, sample book, and other binding of books and materials printed elsewhere.....		323120-3	12/06	144.758	147.149	147.154	150.600	150.605
Miscellaneous binding and postpress work, incl collating, perforating, folding, gluing, etc.....		323120-5	12/06	133.295	133.295	133.508	134.559	134.414
Prepress services, excl platemaking (incl film, assembled flats, color sep., typesetting, etc.).....		323120-7	12/03	97.756	97.756	97.756	97.756	97.756
Printing plates and cylinders, prepared for printing (excl blank plates and blank cylinders).....		323120-9	12/03	105.112	105.112	105.112	105.112	105.112
Secondary products and miscellaneous receipts.....		323120-SM						
Petroleum and coal products manufacturing.....	324		12/84	442.257	362.986	390.119	391.952	380.403
Petroleum and coal products mfg.....	3241		12/84	442.257	362.986	390.119	391.952	380.403
Petroleum refineries.....	32411		06/85	446.191	360.315	389.003	390.819	378.360
Petroleum refineries.....	324110		06/85	446.271	360.351	389.036	390.851	378.394
Primary products.....		324110-P	06/85	465.694	373.120	403.541	405.466	392.261
Kerosene, except jet fuel.....		324110-B	06/85	486.911	383.577	411.365	397.559	358.672
Light fuel oils.....		324110-C	06/85	689.781	498.435	532.600	514.716	480.091
Home heating oil and other distillates, NEC.....		324110-C1	06/85	443.497	386.485	395.102	360.410	350.156
Diesel fuel.....		324110-C2	06/85	732.659	524.723	562.249	545.236	507.339
Heavy fuel oils, including No. 5, No. 6, heavy diesel, gas enrichment oils, etc.....		324110-E	06/85	287.910	278.401	237.555	224.842	224.293
Unfinished oils and lubricating oil base stock.....		324110-J	06/85	637.240	680.748	541.087	513.829	477.106
Liquefied refinery gases, including other aliphatics (feed stock and other uses)....		324110-R	06/85	722.743	841.857	940.498	656.366	560.440
Other finished petroleum products, including waxes.....		324110-T	06/85	732.079	794.312	686.863	670.229	681.697
Gasoline, including finished base stocks and blending agents.....		324110-1	06/85	304.277	248.152	278.011	295.438	297.778
Motor gasoline, including finished base stocks and blending agents.....		324110-12	06/85	305.211	249.281	279.603	296.943	299.043
Regular gasoline.....		324110-121	06/85	292.908	240.443	271.047	288.424	290.303
Mid-premium gasoline.....		324110-122	12/87	450.973	363.721	408.249	436.297	430.531
Premium gasoline.....		324110-123	06/85	342.277	270.898	298.264	314.293	317.628
Jet fuel.....		324110-6	06/85	449.819	378.909	432.141	429.462	396.313
Asphalt.....		324110-9	06/85	308.042	191.574	208.736	217.128	221.772
Secondary products and miscellaneous receipts.....		324110-SM1						
Asphalt paving and roofing materials mfg.....	32412		12/84	344.494	341.633	354.543	359.907	359.623
Asphalt paving mixture & block manufacturing.....	324121		06/81	394.001	386.484	420.679	432.209	431.189
Primary products.....		324121-P	06/81	394.361	386.174	421.672	433.528	432.465
Asphalt paving mixtures & blocks.....		324121-0	06/81	394.361	386.174	421.672	433.528	432.465
Emulsified asphalt, including liquid additives.....		324121-0111	12/04	276.098	272.148	271.649	271.608	272.931
Other liquid asphalt and tar paving materials, including cut-backs.....		324121-0121	12/04	428.093	411.405	405.925	405.151	403.670
Asphalt and tar paving mixt. (excl liquid), incl bitum. or asph. concrete, asph. paving cement.....		324121-0131	12/04	245.270	239.663	283.669	298.208	296.111
Secondary products and miscellaneous receipts.....		324121-SM						
Miscellaneous receipts.....		324121-M	12/04	197.850	197.850	197.850	201.008	201.008
Secondary products.....		324121-S	06/81	352.697	358.780	366.600	366.600	366.600
Asphalt shingle and coating materials manufacturing.....	324122		06/84	338.746	339.805	330.849	330.105	330.601
Primary products.....		324122-P	06/84	341.844	342.969	333.470	332.705	333.215
Roofing asphalts and pitches, coatings, and cements.....		324122-1	06/84	295.304	295.304	299.392	299.696	300.689
Prepared asphalt and tar roofing and siding products, incl. saturated felts for nonbuilding use.....		324122-2	06/84	344.253	345.545	334.879	334.022	334.487
Asphalt smooth-surfaced roll roofing and cap sheets, organic and fiberglass base.....		324122-21	12/12	136.191	136.561	133.928	134.428	145.777
Asphalt mineral-surfaced roll roofing and cap sheets, organic and fiberglass base.....		324122-22	06/06	269.009	268.163	269.101	270.641	270.641
Other prepared asphalt and tar products for roofing and siding.....		324122-27	06/06	175.930	175.736	176.935	177.466	177.498
Secondary products and miscellaneous receipts.....		324122-SM						
Other petroleum and coal products mfg.....	32419		12/84	578.249	577.031	575.502	571.114	571.051
Petroleum lubricating oil and grease mfg.....	324191		12/80	648.561	647.355	644.654	641.220	641.919
Primary products.....		324191-P	12/80	686.822	686.556	682.928	678.943	679.756
Petroleum lubricating oils and greases, refined petroleum.....		324191-0	12/80	686.822	686.556	682.928	678.943	679.756
Lubricating oils (incl. hydraulic fluids, etc.), refined petroleum.....		324191-011	12/80	719.503	719.196	715.138	707.469	708.379
Secondary products and miscellaneous receipts.....		324191-SM						
Miscellaneous receipts.....		324191-M	12/80	388.027	361.553	393.260	392.596	392.596
All other petroleum and coal products mfg.....	324199		12/03	386.013	384.842	385.778	379.928	378.346
Primary products.....		324199-P	12/03	399.213	397.970	398.931	393.364	391.706
Coke oven and blast furnace products, made in coke oven establishments.....		324199-3	12/09	195.511	196.564	202.812	204.486	206.166
All other petroleum and coal products (excl. coke oven products), made in coke oven estab.....		324199-9	12/02	446.014	441.241	441.540	434.782	432.612
Secondary products and miscellaneous receipts.....		324199-SM						
Secondary products.....		324199-S	12/09	-	-	-	179.387	179.387

See footnotes at end of table.

Table 11. Producer price indexes for net output of selected industries and their products, not seasonally adjusted — Continued
[March 2023]

Title ¹	Industry code	Product code	Index base	Unadjusted index ²				
				Nov. 2022	Dec. 2022 ^P	Jan. 2023 ^P	Feb. 2023 ^P	Mar. 2023 ^P
All other petroleum and coal products mfg. - Continued								
Chemical mfg.	325		12/84	361.070	358.830	360.470	362.349	362.432
Basic chemical mfg.	3251		12/84	459.774	454.526	453.296	454.728	454.962
Petrochemical mfg.	32511		12/03	160.918	152.127	148.986	153.633	164.382
Petrochemical manufacturing.	325110		12/03	161.828	152.599	149.440	154.063	164.985
Primary products.		325110-P	12/03	174.022	160.518	156.769	159.846	177.931
Secondary products and miscellaneous receipts.		325110-SM						
Industrial gas mfg.	32512		12/03	228.224	225.666	234.582	234.269	234.109
Industrial gas manufacturing.	325120		12/03	228.914	226.344	235.288	234.974	234.814
Primary products.		325120-P	06/81	380.840	376.465	391.382	390.858	390.590
Oxygen.		325120-A	06/81	542.763	543.223	548.157	549.781	548.610
Argon and hydrogen.		325120-C	06/09	87.429	90.713	89.085	88.918	88.530
Other industrial gases (including fluorocarbon and acetylene).		325120-T	06/09	262.187	255.901	273.301	271.092	271.092
Carbon dioxide.		325120-4	06/81	640.094	652.144	666.214	661.379	661.197
Nitrogen.		325120-7	06/81	284.645	284.436	288.634	294.515	294.480
Secondary products and miscellaneous receipts.		325120-SM						
Synthetic dye and pigment mfg.	32513		12/03	188.520	189.307	188.397	189.166	189.271
Synthetic dye and pigment manufacturing.	325130		12/11	124.555	125.075	124.474	124.982	125.051
Primary products.		325130-P	12/11	122.832	123.431	122.830	123.328	123.398
All other inorganic pigments, including TiO ₂ , chrome colors, and other white opaque pigments.		325130-N	09/21	129.945	129.945	129.945	130.467	131.033
Synthetic organic dyes, pigments, lakes, and toners.		325130-R	09/21	118.039	120.181	117.514	118.011	116.458
Synthetic organic dyes.		325130-R8	12/82	137.852	138.455	132.114	133.296	129.603
Synthetic organic pigments, lakes, and toners.		325130-R9	12/82	212.247	217.385	217.385	217.385	217.385
Secondary products and miscellaneous receipts.		325130-SM						
Secondary products.		325130-S	12/11	140.341	140.341	139.592	142.566	142.566
Other basic inorganic chemical manufacturing.	32518		12/03	416.545	419.199	422.354	424.145	424.711
Other basic inorganic chemical manufacturing.	325180		12/10	181.428	182.569	183.939	184.716	184.963
Primary products.		325180-P	12/10	147.890	148.069	149.493	150.360	150.576
Potassium and sodium compounds, excluding bleaches, alkalis, and alum.		325180-A	12/82	622.538	641.550	646.310	659.682	668.653
All other inorganic chemicals.		325180-H	12/03	373.089	375.352	384.245	393.629	389.961
Inorganic acids, excluding nitric, sulfuric and phosphoric.		325180-3	12/82	177.563	175.893	176.294	178.048	180.655
Sodium hydroxide (caustic soda).		325180-4	12/80	752.566	747.900	763.007	730.280	724.790
Carbon black, all processes.		325180-6	12/83	633.839	624.283	602.029	627.536	631.626
Other alkalis.		325180-7	12/11	182.351	181.944	182.185	181.998	181.468
Sulfuric acid.		325180-9	12/82	172.046	-	-	-	-
Secondary products and miscellaneous receipts.		325180-SM						
Miscellaneous receipts.		325180-M	12/10	336.016	344.204	340.513	340.980	340.980
Secondary products.		325180-S	12/10	269.419	270.143	265.012	258.751	258.832
Other basic organic chemical mfg.	32519		12/03	243.882	241.230	239.891	238.665	235.249
Ethyl alcohol manufacturing.	325193		12/03	267.444	257.530	253.214	250.579	244.894
Primary products.		325193-P	12/82	293.942	273.755	266.254	263.111	257.384
Ethyl alcohol.		325193-0	12/82	293.942	273.755	264.646	262.152	255.683
Distillers' dried grains (dark and light) and dried solubles.		325193-2	12/22	-	100.000	101.786	98.810	98.810
Secondary products and miscellaneous receipts.		325193-SM						
Secondary products.		325193-S	12/03	236.573	245.883	254.204	253.153	246.232
Cyclic crude, intermediate, and gum and wood chemical mfg.	325194		06/11	128.803	128.685	128.509	129.999	130.138
Primary products.		325194-P	06/11	147.354	147.189	146.931	148.012	147.473
Gum and wood chemicals, including wood distillation products.		325194-1	06/84	548.838	548.447	548.717	549.327	539.680
Cyclic crude and intermediate chemicals.		325194-2	12/03	254.891	254.572	253.944	256.316	256.506
Secondary products and miscellaneous receipts.		325194-SM						
All other basic organic chemical manufacturing.	325199		12/03	244.988	244.844	244.655	243.545	240.626
Primary products.		325199-P	12/82	420.851	419.316	418.500	411.945	405.795
Natural organic chemicals.		325199-E	12/08	154.686	152.049	151.128	157.607	157.433
Synthetic organic chemicals for use as flavor and perfume materials.		325199-H	12/03	132.360	132.360	131.351	131.351	131.351
Synthetic organic plasticizers.		325199-N	12/03	240.962	218.103	225.949	230.463	237.684
Other synthetic organic chemicals.		325199-R	12/03	195.357	196.651	196.665	196.788	196.788
Miscellaneous end use chemicals and chemical products, excluding urea.		325199-T	12/82	430.433	435.128	429.074	412.783	407.857
Miscellaneous cyclic and acyclic chemicals and chemical products, excluding fatty acid esters.		325199-V	12/82	406.674	402.005	406.064	395.776	379.891
Fatty acids.		325199-1	06/85	379.972	361.343	359.104	346.445	331.289
Industrial organic flavor oil mixtures and blends.		325199-7	12/08	399.764	399.764	399.801	401.761	420.664
Secondary products and miscellaneous receipts.		325199-SM						
Miscellaneous receipts.		325199-M	12/82	1,537.852	1,559.799	1,559.799	1,559.799	1,559.799
Secondary products.		325199-S	12/82	324.218	328.056	329.492	344.022	343.766

See footnotes at end of table.

Table 11. Producer price indexes for net output of selected industries and their products, not seasonally adjusted — Continued
[March 2023]

Title ¹	Industry code	Product code	Index base	Unadjusted index ²				
				Nov. 2022	Dec. 2022 ^P	Jan. 2023 ^P	Feb. 2023 ^P	Mar. 2023 ^P
All other basic organic chemical manufacturing - Continued								
Resin, synthetic rubber, and artificial/synthetic fiber/filaments mfg.	3252		12/84	256.221	252.490	248.766	253.484	255.835
Resin and synthetic rubber mfg.	32521		12/03	206.347	203.398	200.219	204.307	206.340
Plastics material and resin manufacturing	325211		12/80	337.078	333.108	328.238	335.602	339.714
Primary products		325211-P	12/80	305.701	301.625	296.994	303.984	307.881
Thermoplastic resins and plastics materials		325211-1	12/80	296.302	291.692	286.452	295.028	299.144
Thermosetting resins and plastics materials		325211-4	12/80	366.571	366.627	366.498	361.871	364.099
Secondary products and miscellaneous receipts		325211-SM						
Synthetic rubber manufacturing	325212		06/81	275.170	263.242	256.145	255.652	251.489
Primary products		325212-P	06/81	273.214	260.542	253.445	252.952	248.789
Synthetic rubber (vulcanizable elastomers)		325212-0	06/81	273.214	260.542	253.445	252.952	248.789
Secondary products and miscellaneous receipts		325212-SM						
Artificial fibers and filaments manufacturing	32522		12/03	160.642	157.894	157.246	157.551	157.763
Artificial fibers and filaments manufacturing	325220		06/81	163.559	160.769	160.108	160.419	160.635
Primary products		325220-P	06/81	168.759	166.095	165.382	165.717	165.951
Polyester manufactured fibers		325220-7	12/89	168.929	163.495	161.308	161.919	160.251
Other noncellulosic organic fibers, incl. polyamide, polyolefin, and producer-textured		325220-9	06/11	129.172	127.825	127.843	128.015	129.006
Secondary products and miscellaneous receipts		325220-SM						
Pesticide, fertilizer, and other agricultural chemical mfg.	3253		12/84	356.243	347.324	344.059	334.382	329.100
Fertilizer mfg.	32531		12/03	326.299	311.131	302.187	286.612	278.358
Nitrogenous fertilizer manufacturing	325311		12/79	676.643	653.888	605.693	543.562	514.540
Primary products		325311-P	12/79	663.517	641.270	593.848	532.596	503.893
Synthetic ammonia, nitric acid, ammonium compounds, and urea		325311-A	12/14	188.261	181.685	167.350	148.495	140.093
Fertilizer materials of organic origin		325311-7	06/03	142.055	142.055	141.988	145.843	142.606
Secondary products and miscellaneous receipts		325311-SM						
Secondary products		325311-S	12/79	571.067	546.629	531.718	531.704	546.613
Phosphatic fertilizer manufacturing	325312		12/79	559.203	514.242	515.109	508.136	505.112
Primary products		325312-P	12/79	463.076	424.552	425.305	419.389	416.960
Phosphoric acid, superphosphates, and other phosphatic fertilizer materials		325312-A	12/09	224.673	200.018	200.234	197.647	196.073
Mixed fertilizers, made in plants which manufacture fertilizer materials		325312-7	12/79	495.492	495.492	497.291	489.060	489.060
Secondary products and miscellaneous receipts		325312-SM						
Fertilizer, mixing only, manufacturing	325314		12/79	306.076	307.743	311.706	305.477	297.186
Primary products		325314-P	12/79	307.913	310.491	314.551	308.957	300.502
Mixed fertilizers, mixing only		325314-0	06/86	273.500	275.790	279.396	274.427	266.917
Mixed fertilizers, dry, mixing only		325314-01	06/03	211.569	213.818	216.495	215.221	212.422
Mixed fertilizers, liquid, mixing only		325314-02	06/86	275.698	275.042	279.255	260.865	237.621
Secondary products and miscellaneous receipts		325314-SM						
Miscellaneous receipts		325314-M	12/79	233.847	225.544	226.505	200.488	196.660
Pesticide and other agricultural chemical mfg.	32532		12/03	173.222	174.544	177.134	177.127	176.949
Pesticide and other agricultural chemical manufacturing	325320		06/82	238.505	240.325	243.891	243.881	243.636
Primary products		325320-P	06/82	252.159	254.201	257.969	257.959	257.700
Agricultural and commercial pesticides and chemicals		325320-1	06/03	172.453	174.082	176.231	176.223	176.035
Lawn and garden pesticides and chemicals		325320-4	06/03	193.966	193.966	201.616	201.616	201.616
Household and institutional pesticides and chemicals		325320-7	06/03	174.133	174.133	186.275	186.275	186.275
Secondary products and miscellaneous receipts		325320-SM						
Pharmaceutical and medicine mfg.	3254		12/84	553.601	550.282	561.820	565.201	565.146
Pharmaceutical and medicine mfg.	32541		12/03	231.146	229.760	234.578	235.990	235.967
Medicinal and botanical manufacturing	325411		06/82	183.136	182.822	183.447	182.801	183.324
Primary products		325411-P	06/82	186.402	186.082	186.781	186.059	186.644
Synthetic organic medicinal chemicals, medicinal & botanical drugs, & other products		325411-0	12/11	103.978	103.800	104.190	103.787	104.113
Secondary products and miscellaneous receipts		325411-SM1						
Pharmaceutical preparation manufacturing	325412		06/81	872.365	869.544	887.290	893.092	893.021
Primary products		325412-P	06/81	954.527	950.984	970.273	976.762	976.693
Pharmaceuticals acting on the respiratory system, for human use		325412-A	06/01	224.949	219.660	223.580	223.669	223.669
Antihistamines and bronchodilators, including antiasthmatics		325412-A111	06/81	1,121.537	1,121.537	1,155.333	1,156.097	1,156.097
Other respiratory preparations		325412-A112	06/01	232.416	224.935	224.935	224.935	224.935
Other respiratory preparations, over-the-counter		325412-A112OC	05/17	107.036	107.036	107.036	107.036	107.036
Other respiratory preparations, prescription		325412-A112RX	05/17	114.948	110.462	110.462	110.462	110.462
Pharmaceuticals acting on the digestive or the genito-urinary systems, for human use		325412-D	06/01	195.794	195.794	196.353	196.353	196.129
Other digestive or genito-urinary preparations		325412-D112	06/01	202.257	202.257	202.894	202.894	202.662
Other digestive or genito-urinary preparations, prescription		325412-D112RX	05/17	101.887	101.887	102.270	102.270	102.270

See footnotes at end of table.

Table 11. Producer price indexes for net output of selected industries and their products, not seasonally adjusted — Continued
 [March 2023]

Title ¹	Industry code	Product code	Index base	Unadjusted index ²				
				Nov. 2022	Dec. 2022 ^P	Jan. 2023 ^P	Feb. 2023 ^P	Mar. 2023 ^P
Pharmaceutical preparation manufacturing - Continued								
Pharmaceuticals acting on the skin, for human use.....		325412-G	06/01	177.301	177.301	179.687	179.687	179.687
Other pharmaceutical preparations acting on the skin.....		325412-G311	12/09	108.022	108.022	109.643	109.643	109.643
Anti-acne preparations.....		325412-G611	12/09	106.076	106.076	106.130	106.130	106.130
Vitamin, nutrient, and hematitic preparations, for human use.....		325412-L	06/01	147.851	147.934	148.515	148.515	148.639
Multivitamins.....		325412-L111	06/81	199.953	199.953	200.536	200.536	200.536
Other vitamins and nutrients.....		325412-L112	06/01	156.898	157.052	157.708	157.708	157.708
Pharmaceuticals affecting parasitic and infective diseases, for human use.....		325412-Q	06/01	277.068	277.068	281.832	281.832	281.832
Broad and medium spectrum antibiotics.....		325412-Q111	06/81	603.966	603.966	603.966	603.966	603.966
Systemic antivirals.....		325412-Q112	06/01	284.896	284.896	294.106	294.106	294.106
Other parasitic and infective diseases.....		325412-Q113	06/01	304.966	304.966	314.567	314.567	314.567
Pharmaceuticals for veterinary use, incl medicinal premixes/pet care products.....		325412-W	06/81	—	—	209.500	209.500	209.500
Pharmaceuticals affecting neoplasms, the endocrine system, & metabolic diseases, for human use.....		325412-1	06/01	322.826	322.824	325.923	326.139	326.139
Cancer therapy products.....		325412-1111	06/81	937.851	937.851	955.129	956.084	956.084
Insulin/antidiabetes products.....		325412-1112	06/81	1,605.267	1,605.267	1,645.533	1,645.533	1,645.557
Other neoplasms, endocrine system, and metabolic diseases.....		325412-1113	06/81	1,096.010	1,096.010	1,104.296	1,105.173	1,105.173
Hormones and oral contraceptives.....		325412-1114	12/09	225.193	225.187	226.650	226.650	226.650
Pharmaceuticals acting on the central nervous system and the sense organs, for human use.....		325412-4	06/01	326.502	326.502	336.038	340.713	340.737
Analgesics.....		325412-4111	06/01	337.360	337.360	337.360	352.180	352.255
Psychotherapeutics.....		325412-4112	06/81	6,746.330	6,746.330	6,936.728	6,936.728	6,936.728
Antidepressants.....		325412-41121	12/87	1,192.003	1,192.003	1,223.604	1,223.604	1,223.604
Other psychotherapeutics, including tranquilizers.....		325412-41123	06/01	355.067	355.067	369.825	369.825	369.825
Other central nervous system and sense organs.....		325412-4113	06/01	257.986	257.986	269.489	269.489	269.489
Anticonvulsants.....		325412-4114	12/09	245.476	245.476	257.715	257.715	257.715
Analgesics, over-the-counter.....		325412-4111OC	05/17	105.118	105.118	105.118	105.808	106.069
Analgesics, prescription.....		325412-4111RX	05/17	127.948	127.948	127.948	134.036	134.036
Pharmaceuticals acting on the cardiovascular system, for human use.....		325412-7	06/81	1,636.918	1,636.918	1,714.967	1,714.967	1,714.967
Other cardiovascular preparations.....		325412-7113	06/01	538.921	538.921	559.400	559.400	559.400
Secondary products and miscellaneous receipts.....		325412-SM						
Miscellaneous receipts.....		325412-M	06/81	575.643	575.643	575.643	575.643	575.643
Secondary products.....		325412-S	06/81	304.262	304.262	316.637	318.297	318.152
In-vitro diagnostic substance manufacturing.....	325413		03/80	281.338	280.566	282.149	284.915	284.598
Primary products.....		325413-P	06/87	198.248	197.609	198.682	200.746	200.746
In-vitro diagnostic substances.....		325413-0	06/91	176.042	175.474	176.427	178.260	178.260
Secondary products and miscellaneous receipts.....		325413-SM						
Secondary products.....		325413-S	03/80	—	—	—	433.305	415.059
Other biological product manufacturing.....	325414		06/91	245.390	239.349	249.365	249.365	249.335
Primary products.....		325414-P	06/91	249.021	249.021	259.377	259.377	259.345
Biological products, excluding diagnostic, for veterinary, industrial, and all other misc. uses.....		325414-A	03/80	175.210	175.210	193.751	193.751	—
Biological products, excluding diagnostic, for human use.....		325414-T	06/09	149.918	149.918	151.704	151.704	151.675
Secondary products and miscellaneous receipts.....		325414-SM1						
Paint, coating & adhesive mfg.....	3255		12/03	234.753	235.449	235.426	235.946	235.941
Paint and coating mfg.....	32551		06/83	417.376	418.611	418.489	418.261	417.880
Paint and coating manufacturing.....	325510		06/83	416.669	417.902	417.780	417.552	417.171
Primary products.....		325510-P	06/83	422.890	424.236	424.097	423.860	423.463
Miscellaneous allied paint products including paint and varnish removers, thinners, etc.....		325510-B	12/88	384.086	383.779	384.036	384.036	384.036
Architectural coatings.....		325510-1	06/83	500.444	503.014	503.183	503.236	503.237
Exterior architectural coatings.....		325510-11	12/12	183.282	185.766	185.940	185.995	185.996
Interior architectural coatings.....		325510-12	12/12	153.739	153.739	153.739	153.739	153.739
Product finishes for original equipment manufacturers (OEM), excluding marine coatings.....		325510-4	06/83	268.774	269.564	268.050	269.025	269.025
Transportation finishes, except powdered and high-solids coatings.....		325510-41	12/12	122.248	123.624	125.882	125.882	125.882
All other product finishes for original equipment manufacturers (OEM), excluding marine coating.....		325510-42	12/12	150.315	150.315	148.511	149.200	149.200
Special purpose coatings incl. marine, industrial, construction and maintenance coatings, etc.....		325510-7	06/83	531.169	531.340	532.623	529.320	526.937
Automotive, other transportation and machinery refinish paints and enamels, including primers.....		325510-71	12/12	165.563	165.563	164.814	164.814	164.814
Special purpose coatings, including all marine coatings and traffic marking paints.....		325510-72	12/12	147.131	147.199	147.614	146.645	145.947
Secondary products and miscellaneous receipts.....		325510-SM						
Secondary products.....		325510-S	06/83	347.285	347.285	347.182	347.182	347.182
Adhesive mfg.....	32552		12/03	216.082	216.727	216.789	218.461	218.840
Adhesive manufacturing.....	325520		12/83	351.441	352.490	352.592	355.311	355.927
Primary products.....		325520-P	12/83	354.617	355.640	355.630	358.452	359.074

See footnotes at end of table.

Table 11. Producer price indexes for net output of selected industries and their products, not seasonally adjusted — Continued
[March 2023]

Title ¹	Industry code	Product code	Index base	Unadjusted index ²				
				Nov. 2022	Dec. 2022 ^p	Jan. 2023 ^p	Feb. 2023 ^p	Mar. 2023 ^p
Adhesive manufacturing - Continued								
Nonstructural caulking compounds and sealants.....		325520-A	12/06	215.830	215.617	218.695	218.695	218.695
Structural sealants (load bearing).....		325520-B	12/06	136.847	132.807	132.807	132.807	132.807
Synthetic resin & rubber adhesives, incl all types of bonding & laminating adhesives.....		325520-4	12/83	364.795	367.396	364.295	369.157	369.996
Epoxy adhesives.....		325520-41	06/06	200.422	200.422	200.727	200.727	201.209
Other synthetic resin and rubber adhesives.....		325520-46	06/97	244.283	241.882	242.257	242.257	242.514
Secondary products and miscellaneous receipts.....		325520-SM						
Secondary products.....		325520-S	12/83	292.307	292.899	300.168	300.652	301.734
Soap, cleaners, and toilet preparation mfg.....	3256		12/84	205.450	207.252	209.339	211.812	212.080
Soap & cleaning compound mfg.....	32561		12/03	176.052	178.912	180.362	181.529	180.879
Soap and other detergent manufacturing.....	325611		06/83	214.825	219.551	222.543	224.810	224.887
Primary products.....		325611-P	06/83	216.729	222.921	225.369	227.815	227.865
Soaps and detergents, commercial, industrial, and institutional.....		325611-1	06/83	306.173	329.246	336.694	337.142	337.297
Commercial, industrial, and institutional hard surface cleaners.....		325611-11	06/07	133.681	133.681	144.004	144.004	144.004
Commercial, industrial, and institutional laundry detergents.....		325611-12	06/07	170.896	170.896	171.989	171.989	171.989
Commercial, industrial, and institutional dishwashing detergents.....		325611-13	12/11	139.405	167.529	168.637	168.637	168.637
Commercial, industrial, and institutional metal cleaners.....		325611-14	12/11	142.590	142.590	142.590	142.590	142.590
Dairy, farm, and food plant cleaners, sanitizers, etc.....		325611-16	06/07	158.497	158.497	158.497	-	-
Commercial, industrial, and institutional soaps, excluding specialty cleaners.....		325611-17	06/07	158.611	158.611	161.355	162.118	162.348
Household detergents.....		325611-4	06/83	184.527	184.695	184.695	184.910	184.910
Household alkaline detergents and cleaners.....		325611-45	05/18	139.432	139.862	139.862	140.028	140.028
Household dry and liquid laundry detergents.....		325611-46	05/18	118.126	118.126	118.126	118.126	118.126
Soaps, excluding specialty cleaners, household.....		325611-7	06/83	220.158	220.678	220.736	221.849	221.849
Secondary products and miscellaneous receipts.....		325611-SM						
Miscellaneous receipts.....		325611-M	06/83	234.914	234.914	234.914	234.914	235.001
Secondary products.....		325611-S	06/83	191.371	191.393	200.725	201.810	202.153
Polish and other sanitation good mfg.....	325612		06/83	243.643	243.679	243.885	244.289	244.553
Primary products.....		325612-P	06/83	252.582	252.636	252.935	253.392	253.668
Polishing preparations and related products.....		325612-7	06/83	301.508	301.508	301.508	301.508	303.882
Specialty cleaning and sanitation products.....		325612-8	05/17	118.073	118.113	118.396	118.828	118.828
Disinfectants, nonagricultural, industrial and institutional.....		325612-81	05/17	139.084	139.084	139.600	142.181	142.181
Air and room fresheners.....		325612-83	06/83	187.917	187.917	188.329	188.329	188.329
Laundry fabric softeners and rinses, liquid and dry.....		325612-88	05/17	110.399	110.399	111.463	111.463	111.463
Other specialty cleaning and sanitation products.....		325612-89	06/89	187.971	188.148	188.383	188.383	188.383
Secondary products and miscellaneous receipts.....		325612-SM						
Miscellaneous receipts.....		325612-M	06/83	173.560	173.560	175.166	175.166	175.166
Surface active agent manufacturing.....	325613		12/83	338.205	344.558	343.861	343.861	337.422
Primary products.....		325613-P	12/83	367.602	374.934	374.934	374.934	367.587
Surfactants, finishing agents, and assistants.....		325613-0	12/83	367.602	374.934	374.934	374.934	367.587
Textile and leather assistants and finishes.....		325613-01	12/83	253.826	253.826	253.826	253.826	236.786
Surfactants (bulk surface active agents).....		325613-02	12/83	411.247	420.760	420.760	420.760	420.760
Secondary products and miscellaneous receipts.....		325613-SM						
Toilet preparation mfg.....	32562		12/03	127.852	127.889	129.391	131.509	132.216
Toilet preparation manufacturing.....	325620		03/80	232.519	232.586	235.317	239.169	240.455
Primary products.....		325620-P	03/80	232.785	232.838	235.518	239.582	240.941
Denture cleaners, mouthwashes, gargles, and rinses.....		325620-A	12/03	136.821	136.647	136.647	136.647	146.566
Creams, lotions, and oils, excluding shaving, hair, and deodorant.....		325620-D	03/80	224.211	224.211	232.131	236.155	236.155
Other cosmetics and toilet preparations.....		325620-G	06/99	120.354	120.354	120.700	123.686	123.686
Shaving preparations.....		325620-1	03/80	249.454	249.454	249.454	249.454	249.435
Perfumes, toilet waters, and colognes.....		325620-4	03/80	236.452	236.452	236.452	243.462	243.462
Hair preparations (including shampoos).....		325620-7	03/80	269.277	269.617	272.941	272.941	272.941
Hair preparations incl professional, consumer, and cream/gel shampoos.....		325620-71	06/07	151.402	151.602	153.501	153.501	153.501
Hair tonics and hair dressings incl professional and consumer use.....		325620-72	06/07	125.049	125.185	126.639	126.639	126.639
Secondary products and miscellaneous receipts.....		325620-SM						
Secondary products.....		325620-S	03/80	379.667	380.549	380.796	380.816	380.726
Other chemical product & preparation mfg.....	3259		12/03	174.518	173.828	174.871	174.775	175.656
Printing ink mfg.....	32591		12/03	189.527	189.743	192.646	193.141	193.180
Printing ink manufacturing.....	325910		06/84	254.066	254.354	258.250	258.916	258.968
Primary products.....		325910-P	06/84	258.376	258.654	262.694	263.381	263.438
Flexographic printing inks.....		325910-A	06/84	307.679	307.679	307.679	307.560	307.621
Nonimpact/digital inks.....		325910-E	06/05	219.231	219.886	219.771	221.086	221.568
All other printing inks.....		325910-H	06/84	227.521	227.583	232.008	235.210	234.228
Lithographic and offset inks.....		325910-6	06/84	241.652	241.652	251.608	251.608	251.608
News and nonheat web offset printing inks.....		325910-61	12/89	331.419	331.419	347.624	347.624	347.624

See footnotes at end of table.

Table 11. Producer price indexes for net output of selected industries and their products, not seasonally adjusted — Continued
[March 2023]

Title ¹	Industry code	Product code	Index base	Unadjusted index ²				
				Nov. 2022	Dec. 2022 ^P	Jan. 2023 ^P	Feb. 2023 ^P	Mar. 2023 ^P
Printing ink manufacturing - Continued								
Publication and commercial web inks.....		325910-62	12/97	156.179	156.179	167.033	167.033	167.033
Sheet-fed general inks.....		325910-63	12/97	161.984	161.984	161.984	161.984	161.984
Sheet-fed packaging inks.....		325910-64	06/05	148.548	148.548	148.548	148.548	148.548
Gravure printing inks.....		325910-7	06/84	172.944	172.949	172.949	172.949	172.949
Secondary products and miscellaneous receipts.....		325910-SM						
Miscellaneous receipts.....		325910-M	06/84	189.805	189.805	189.805	189.805	189.805
Secondary products.....		325910-S	06/84	166.863	169.098	169.229	169.403	169.250
Explosives mfg.....	32592		12/06	153.280	151.821	152.650	157.659	155.436
Explosives manufacturing.....	325920		12/80	389.301	385.594	387.699	400.421	394.776
Primary products.....		325920-P	12/80	347.237	343.311	345.260	357.826	354.354
Explosives and blasting accessories.....		325920-0	12/80	349.491	345.541	347.502	360.150	356.655
Secondary products and miscellaneous receipts.....		325920-SM						
All other chemical product & preparation mfg.....	32599		12/03	172.482	171.727	172.584	172.044	173.238
Custom compounding of purchased resins.....	325991		06/93	209.098	207.906	202.591	201.581	200.355
Primary products.....		325991-P	06/93	218.321	217.077	211.528	210.472	209.192
Custom compounding of purchased resins and color concentrates.....		325991-0	06/93	217.229	215.991	210.469	209.419	208.145
Secondary products and miscellaneous receipts.....		325991-SM						
Photographic Film, Paper, Plate, Chemical, and Copy Toner Manufacturing.....	325992		12/03	151.762	150.674	157.861	154.310	157.708
Primary products.....		325992-P	12/03	164.418	162.235	170.914	166.852	170.995
Photographic sensitized film, plates, paper, & cloth.....		325992-T	06/07	177.288	174.531	186.810	180.375	186.095
Photographic sensitized film, plates, paper, & cloth, silver-halide-type (excl X-ray).....		325992-T1	01/00	168.730	163.976	177.764	170.464	176.953
Photographic sensitized film, plates, paper & cloth, other than silver-halide-type (incl X-ray).....		325992-T3	12/03	171.408	172.027	172.745	172.745	172.745
Prepared photographic chemicals.....		325992-5	12/83	78.940	78.481	79.507	79.767	80.410
Secondary products and miscellaneous receipts.....		325992-SM						
Other miscellaneous chemical product manufacturing.....	325998		06/85	257.207	256.595	259.197	260.031	262.537
Primary products.....		325998-P	06/85	250.947	250.283	252.778	253.710	256.392
Water treating compounds.....		325998-A	06/85	220.399	212.828	213.937	221.830	221.631
All other chemical preparations, including essential oils, matches, and gelatin.....		325998-J	06/85	271.976	273.118	276.013	273.131	277.903
Secondary products and miscellaneous receipts.....		325998-SM						
Miscellaneous receipts.....		325998-M	12/03	162.512	162.512	164.855	164.855	164.855
Secondary products.....		325998-S	06/85	371.234	371.098	373.144	370.970	370.903
Plastics and rubber products mfg.....	326		12/84	253.824	253.851	253.776	253.243	252.891
Plastics product mfg.....	3261		06/93	226.927	226.826	225.912	225.191	224.719
Unsupported plastics film, sheet, and bag mfg.....	32611		12/03	204.613	202.630	200.384	200.953	197.868
Plastics bag and pouch manufacturing.....	326111		12/03	211.739	211.672	212.289	212.064	212.354
Primary products.....		326111-P	12/03	214.601	214.629	215.269	215.043	215.390
Single-web film specialty bags, pouches, and liners.....		326111-1	12/83	327.906	327.952	329.006	328.614	329.153
Polyethylene grocery and variety bags and pouches.....		326111-11	06/07	167.752	167.752	167.752	167.979	166.958
Polyethylene refuse bags.....		326111-12	06/07	151.405	151.405	149.361	148.270	148.312
Other polyethylene bags, pouches, and liners.....		326111-15	06/07	177.343	177.485	180.638	181.020	182.502
Coextruded single-web film specialty bags, pouches, & liners.....		326111-16	06/13	136.709	136.709	136.709	135.943	135.943
Multiweb film/film combination specialty bags, pouches, and liners.....		326111-3	12/03	208.840	208.842	206.949	208.309	208.309
Secondary products and miscellaneous receipts.....		326111-SM						
Secondary products.....		326111-S	12/03	225.516	225.283	226.555	226.165	225.123
Plastics packaging film and sheet mfg.....	326112		12/03	173.292	171.991	170.098	170.486	169.272
Primary products.....		326112-P	12/03	175.649	174.242	172.174	172.720	171.377
Single-web film, rolls, and sheets, including coextruded, for flexible packaging uses.....		326112-1	12/87	264.158	266.163	261.473	262.619	263.320
Single-web film, rolls, and sheets for flexible packaging uses.....		326112-11	06/07	171.442	172.541	168.937	170.764	170.930
Coextruded single-web film, for flexible packaging uses.....		326112-12	06/07	155.838	157.913	157.254	153.854	155.352
Film/film multiweb laminated rolls and sheets, excluding foil, for flexible packaging uses.....		326112-3	12/87	206.967	197.169	199.942	199.515	188.797
Secondary products and miscellaneous receipts.....		326112-SM						
Secondary products.....		326112-S	12/03	170.358	169.671	170.056	168.097	168.604
Nonpackaging plastics film and sheet mfg.....	326113		06/93	254.096	250.097	245.049	246.494	238.400
Primary products.....		326113-P	12/82	314.312	310.614	304.195	306.162	295.283
Unlaminated plastics film and sheet, excluding packaging.....		326113-0	12/82	314.312	310.614	304.195	306.162	295.283
Unlaminated polyethylene film and sheet.....		326113-01	06/93	302.111	301.375	299.765	302.006	290.980
Unlaminated vinyl and vinyl copolymer film and sheet.....		326113-03	06/93	267.305	261.302	261.302	261.302	258.707
Miscellaneous unlaminated plastics film and sheet.....		326113-04	06/93	243.134	239.304	228.556	229.219	223.198
Secondary products and miscellaneous receipts.....		326113-SM						
Secondary products.....		326113-S	06/93	184.429	175.062	173.542	172.185	177.981

See footnotes at end of table.

Table 11. Producer price indexes for net output of selected industries and their products, not seasonally adjusted — Continued
[March 2023]

Title ¹	Industry code	Product code	Index base	Unadjusted index ²				
				Nov. 2022	Dec. 2022 ^p	Jan. 2023 ^p	Feb. 2023 ^p	Mar. 2023 ^p
Nonpackaging plastics film and sheet mfg. - Continued								
Plastics pipe/fitting/unsupported shapes mfg.....	32612		12/03	292.099	292.739	292.019	285.228	288.191
Unlaminated plastics profile shape mfg.....	326121		06/93	175.575	178.528	179.468	176.833	181.159
Primary products.....		326121-P	12/82	226.842	230.718	232.119	227.844	234.224
Unlaminated plastics profile shapes.....		326121-0	12/82	226.842	230.718	232.119	227.844	234.224
Secondary products and miscellaneous receipts.....		326121-SM						
Plastics pipe and pipe fitting manufacturing.....	326122		06/93	513.830	511.797	508.724	494.861	496.730
Primary products.....		326122-P	12/82	497.363	495.381	492.390	478.763	480.643
Plastics pipe.....		326122-1	12/82	492.834	490.540	487.296	472.982	473.580
Plastics drain, waste, and vent pipe.....		326122-11	06/87	280.464	281.628	269.601	250.696	253.851
Plastics water pipe.....		326122-13	06/87	441.283	431.840	439.059	437.340	436.075
Plastics sewer, stormdrain, and water main pipe.....		326122-18	12/17	230.445	229.458	228.296	218.234	217.625
Other plastics pipe.....		326122-1B	07/87	522.024	522.024	524.527	524.527	524.527
Plastics pipe fittings and unions.....		326122-3	12/03	437.325	436.858	435.557	427.417	435.044
Secondary products and miscellaneous receipts.....		326122-SM						
Miscellaneous receipts.....		326122-M	12/99	241.053	240.085	235.880	250.520	232.217
Secondary products.....		326122-S1	12/17	146.050	145.754	145.906	146.551	147.333
Laminated plastics plate, sheet, and shape mfg.....	32613		12/03	164.500	164.464	164.290	164.944	164.958
Laminated plastics plate, sheet (except packaging), and shape manufacturing.....	326130		06/93	204.614	204.569	204.352	205.166	205.183
Primary products.....		326130-P	12/82	267.833	267.771	267.771	268.320	268.320
Laminated plastics plates, sheet (except packaging), and shapes.....		326130-0	12/82	267.833	267.771	267.771	268.320	268.320
Secondary products and miscellaneous receipts.....		326130-SM						
Polystyrene foam product mfg.....	32614		12/03	333.385	327.652	327.557	326.609	325.570
Polystyrene foam product manufacturing.....	326140		12/03	333.526	327.793	327.698	326.753	325.713
Primary products.....		326140-P	12/03	327.216	320.240	320.033	318.534	317.492
Packaging, polystyrene foam products.....		326140-2	12/03	396.322	385.408	383.629	382.554	378.532
Polystyrene foam food containers.....		326140-21	06/06	350.251	335.872	332.629	332.229	328.325
Polystyrene foam protective shipping pads, shaped cushioning, etc.....		326140-22	06/06	323.737	320.968	322.707	320.790	318.200
Building and construction polystyrene foam products.....		326140-3	12/03	245.123	244.547	244.787	244.201	243.402
Consumer and institutional polystyrene foam products.....		326140-5	12/82	422.299	409.904	410.966	408.374	409.867
All other polystyrene foam products incl. transportation application uses.....		326140-9	06/06	198.007	198.007	198.007	195.893	195.893
Secondary products and miscellaneous receipts.....		326140-SM						
Foam product (ex polystyrene) mfg.....	32615		12/03	201.808	205.431	205.336	203.857	204.028
Urethane and other foam product mfg.....	326150		12/03	201.789	205.410	205.315	203.835	204.007
Primary products.....		326150-P	12/03	196.013	199.858	199.745	198.255	198.448
Packaging polyurethane foam products.....		326150-2	12/03	291.290	291.290	291.290	291.290	291.290
Furniture and furnishings polyurethane foam products.....		326150-4	12/82	328.352	334.163	331.957	326.453	326.786
Polyurethane foam formed and slab stock for pillows, seating, and cushioning.....		326150-41	12/05	168.919	169.386	169.166	166.361	166.531
Consumer and institutional polyurethane foam products.....		326150-5	12/03	206.445	231.830	231.830	231.830	231.830
All other miscellaneous polyurethane foam products.....		326150-6	12/03	121.632	121.762	121.762	121.762	121.762
Products made of foam other than polystyrene or polyurethane.....		326150-9	12/99	160.942	160.942	163.759	163.759	164.353
Secondary products and miscellaneous receipts.....		326150-SM						
Secondary products.....		326150-S	12/03	259.989	260.177	260.883	260.990	260.213
Plastics bottle mfg.....	32616		12/03	154.597	154.537	150.745	148.703	148.870
Plastics bottle manufacturing.....	326160		06/93	174.249	174.182	169.907	167.606	167.795
Primary products.....		326160-P	12/82	194.615	194.538	189.643	187.075	187.227
Plastics bottles.....		326160-0	06/87	185.448	185.374	180.709	178.263	178.407
Secondary products and miscellaneous receipts.....		326160-SM						
Other plastics product mfg.....	32619		12/03	181.844	182.447	182.277	182.413	182.181
Plastics plumbing fixture manufacturing.....	326191		06/93	200.397	201.472	204.174	205.275	205.275
Primary products.....		326191-P	06/93	201.921	203.062	205.940	207.085	207.085
Plastics plumbing fixtures.....		326191-0	06/93	201.921	203.062	205.940	207.085	207.085
Secondary products and miscellaneous receipts.....		326191-SM						
Miscellaneous receipts.....		326191-M	12/04	104.768	104.768	101.201	101.201	101.201
All other plastics product manufacturing.....	326199		06/93	201.133	201.787	201.467	201.573	201.305
Primary products.....		326199-P	06/87	238.526	238.868	238.348	238.422	237.997
All other reinforced and fiberglass plastics products.....		326199-A	06/93	246.125	248.952	257.612	263.242	266.758
Consumer/institutional/commercial fabricated plastics products (excl. foam and wire coated).....		326199-C	06/93	214.785	214.815	215.350	216.262	215.473
Transportation fabricated plastics products (excluding foam and reinforced plastics).....		326199-1	06/93	140.115	140.114	140.123	138.582	138.046
Electrical and electronic fabricated plastics (excluding foam and reinforced plastics).....		326199-2	12/82	150.055	152.462	152.462	143.232	143.232
Industrial machinery plastics products, excluding foam (incl. gears, bearings, etc.).....		326199-3	06/93	200.064	203.381	203.381	203.381	203.381

See footnotes at end of table.

Table 11. Producer price indexes for net output of selected industries and their products, not seasonally adjusted — Continued
 [March 2023]

Title ¹	Industry code	Product code	Index base	Unadjusted index ²				
				Nov. 2022	Dec. 2022 ^p	Jan. 2023 ^p	Feb. 2023 ^p	Mar. 2023 ^p
All other plastics product manufacturing - Continued								
Plastics packaging (excluding film, sheet, foam, and bottles).....		326199-4	06/93	211.070	210.993	206.136	205.023	204.888
Building & construction fabricated plastics products (excl foam, plumbing fixtures, hardware).....		326199-8	12/03	183.226	182.613	181.968	184.459	183.561
Secondary products and miscellaneous receipts.....		326199-SM						
Miscellaneous receipts.....		326199-M	12/99	172.193	180.546	181.050	181.050	181.050
Secondary products.....		326199-S	06/93	175.718	175.788	176.570	177.510	178.499
Rubber product mfg.....	3262		12/03	190.172	190.629	194.027	194.636	195.003
Tire mfg.....	32621		06/81	212.533	213.540	220.227	220.209	220.479
Tire manufacturing, except retreading.....	326211		06/81	212.544	213.551	220.237	220.220	220.489
Primary products.....		326211-P	06/81	196.444	197.512	203.810	203.793	204.046
Tread rubber, tire sundries, and repair materials.....		326211-H	06/81	287.850	287.933	287.933	287.069	300.424
Pneumatic tires (including passenger, truck, bus, tractor, industrial, and other tires).....		326211-0	12/11	118.309	118.995	123.065	123.065	123.064
Passenger car pneumatic tires (casings).....		326211-01	06/81	176.652	176.652	183.945	183.945	183.945
Truck and bus (including off-the-highway) pneumatic tires.....		326211-03	06/81	196.077	199.371	204.009	204.009	204.009
Secondary products and miscellaneous receipts.....		326211-SM						
Rubber and plastics hose and belting.....	32622		12/03	206.519	206.620	207.664	207.859	208.287
Rubber and plastics hose and belting mfg.....	326220		12/81	330.200	330.363	332.031	332.343	333.027
Primary products.....		326220-P	12/81	331.644	331.821	333.517	333.843	334.553
Rubber and plastics belt and belting mfg.....		326220-D	12/11	144.240	144.240	146.417	146.723	147.312
Rubber and plastics transmission belts and belting (excluding flat).....		326220-D2	12/81	229.182	229.182	230.717	232.000	233.837
Rubber and plastic hose mfg.....		326220-H	12/11	134.910	135.036	134.242	134.205	134.205
Rubber and plastics hose for on- and off-highway motor vehicles.....		326220-H3	12/04	150.589	150.589	150.589	150.451	150.451
Industrial rubber and plastics hose without fittings.....		326220-H4	12/04	166.031	166.031	164.476	164.476	164.476
Rubber and plastics water hose (incl. fire, irrigation, etc.).....		326220-H5	12/04	272.120	274.732	271.205	271.205	271.205
Secondary products and miscellaneous receipts.....		326220-SM						
Miscellaneous receipts.....		326220-M	12/04	173.937	173.937	-	-	-
Other rubber product mfg.....	32629		12/88	211.855	211.886	212.892	214.623	215.201
Rubber product mfg. for mechanical use.....	326291		12/88	161.668	161.668	162.886	165.850	167.088
Primary products.....		326291-P	12/88	152.600	152.600	153.790	156.781	157.914
Other extruded rubber mechanical goods (excl. auto)(excl. tubing).....		326291-C	12/03	149.280	149.280	149.280	149.280	149.280
Molded rubber mechanical goods, automotive.....		326291-1	06/83	106.717	106.717	107.516	112.082	112.986
Molded rubber mechanical goods, transportation (excluding automotive)/off-highway machinery.....		326291-2	12/03	150.065	150.065	153.442	153.141	155.480
Other molded rubber mechanical goods (excluding tubing).....		326291-9	12/03	180.162	180.162	180.162	180.162	180.623
Secondary products and miscellaneous receipts.....		326291-SM						
Secondary products.....		326291-S	06/83	280.075	280.075	281.387	281.387	285.265
All other rubber product manufacturing.....	326299		06/83	284.836	284.900	285.757	286.278	286.172
Primary products.....		326299-P	06/83	287.327	287.327	288.262	288.832	288.689
Rubber druggist and medical sundries, excluding gloves.....		326299-A	12/03	146.039	146.039	146.108	146.108	-
All other miscellaneous rubber goods.....		326299-B	06/83	234.923	234.923	241.072	244.193	244.193
Rubber compounds or mixtures for sale or interplant transfer.....		326299-6	06/83	330.212	330.212	329.000	329.187	329.187
All other industrial rubber products.....		326299-7	06/83	317.579	317.579	317.579	317.579	317.164
Secondary products and miscellaneous receipts.....		326299-SM						
Nonmetallic mineral product manufacturing.....								
Clay product and refractory manufacturing.....	327		12/84	273.821	274.875	280.758	283.553	284.779
Pottery, ceramics, and plumbing fixture mfg.....	3271		12/03	171.070	172.650	174.566	175.824	176.238
Pottery, ceramics, and plumbing fixture mfg.....	32711		12/84	268.687	268.869	269.136	271.223	271.145
Pottery, ceramics, and plumbing fixture mfg.....	327110		12/11	147.663	147.763	147.910	149.057	149.014
Primary products.....		327110-P	12/11	142.739	142.857	143.005	144.199	144.155
Vitreous china, porcelain, and earthenware (semivitreous) table and kitchenware..		327110-5	12/06	-	-	146.673	146.673	146.673
All other pottery products (including china decorated for the trade).....		327110-6	12/06	164.211	164.863	165.032	165.032	165.032
Porcelain, steatite, and other ceramic electrical products.....		327110-7	12/85	312.314	312.459	312.015	317.797	317.581
Secondary products and miscellaneous receipts.....		327110-SM						
Clay building material and refractories mfg.....	32712		12/03	170.540	172.790	175.381	176.609	177.202
Clay building material and refractories mfg.....	327120		12/11	134.483	136.257	138.301	139.269	139.738
Primary products.....		327120-P	12/11	134.943	136.861	138.879	139.871	140.284
Brick and structural clay tile.....		327120-1	12/84	240.594	240.842	243.031	251.396	253.406
Building or common brick.....		327120-11	12/84	238.325	238.325	240.421	248.793	250.743
Glazed brick and other brick (paving, floor, and sewer).....		327120-12	12/04	180.679	185.010	191.458	191.458	195.664
Clay floor and wall tile, glazed and unglazed (including quarry tile and ceramic mosaic tile).....		327120-2	06/85	113.437	116.228	118.074	116.553	117.463
Nonclay refractories (excluding dead-burned magnesia).....		327120-6	12/04	196.008	197.544	201.468	204.020	201.705
Clay refractories.....		327120-7	12/04	208.977	214.859	218.379	218.379	218.379
All other structural clay products, excluding clay refractories.....		327120-9	12/85	279.257	281.065	281.065	281.065	300.909

See footnotes at end of table.

Table 11. Producer price indexes for net output of selected industries and their products, not seasonally adjusted — Continued
[March 2023]

Title ¹	Industry code	Product code	Index base	Unadjusted index ²				
				Nov. 2022	Dec. 2022 ^p	Jan. 2023 ^p	Feb. 2023 ^p	Mar. 2023 ^p
Clay building material and refractories mfg. - Continued								
Secondary products and miscellaneous receipts.....		327120-SM						
Miscellaneous receipts.....		327120-M	12/11	134.502	134.502	136.603	136.603	143.518
Glass and glass product manufacturing.....	3272		12/03	159.985	159.830	164.073	167.969	168.282
Glass and glass product manufacturing.....	32721		12/03	159.985	159.830	164.073	167.969	168.282
Flat glass manufacturing.....	327211		12/80	156.404	155.578	151.246	150.742	149.970
Primary products.....		327211-P	12/80	149.843	148.971	144.781	144.416	143.670
Flat glass (float, sheet, and plate process), made by flat glass producers.....		327211-1	12/80	157.071	155.814	149.227	148.609	147.436
Other glass products, made by flat glass producers.....		327211-4	12/06	170.963	170.963	170.963	171.061	171.061
Secondary products and miscellaneous receipts.....		327211-SM						
Other pressed and blown glass and glassware.....	327212		06/83	185.214	185.223	200.879	200.713	200.713
Primary products.....		327212-P	06/83	184.462	184.471	200.350	200.164	200.164
Glass fiber and machine-made pressed and blown glass and glassware, made by glass producers.....		327212-B	06/12	139.656	139.656	151.939	151.794	151.794
Handmade pressed and blown glass and glassware, made by glass producers.....		327212-9	12/04	131.107	131.620	131.684	131.758	131.758
Secondary and miscellaneous receipts.....		327212-SM						
Glass container manufacturing.....	327213		06/82	256.030	256.030	278.523	277.726	277.726
Primary products.....		327213-P	06/82	257.017	257.017	279.639	278.837	278.837
Glass containers (including value of packaging).....		327213-0	12/03	184.873	184.873	201.145	200.568	200.568
Secondary products and miscellaneous receipts.....		327213-SM1						
Glass product mfg. made of purchased glass.....	327215		06/83	200.505	200.466	201.998	212.602	213.795
Primary products.....		327215-P	06/83	194.583	194.536	196.005	206.355	207.519
Pressed and blown glassware, made from purchased glass.....		327215-E	12/22	—	100.000	103.084	104.093	106.157
Machine-made pressed and blown glassware, made from purchased glass.....		327215-E1	06/13	126.623	126.367	—	—	—
Other glass products, made from purchased glass.....		327215-F	06/83	189.103	189.103	190.483	201.038	201.187
Mirrors (decorated and undecorated), made from purchased glass.....		327215-9	06/83	192.568	—	191.467	205.092	207.797
Secondary products and miscellaneous receipts.....		327215-SM						
Secondary products.....		327215-S	06/83	—	—	247.143	248.186	249.229
Cement and concrete product manufacturing.....	3273		12/03	221.448	223.073	228.069	229.516	231.188
Cement manufacturing.....	32731		06/82	307.262	307.438	322.213	330.210	331.275
Cement manufacturing.....	327310		06/82	307.269	307.445	322.220	330.218	331.282
Primary products.....		327310-P	06/82	303.021	303.203	317.799	325.736	326.789
Cement, hydraulic (including cost of shipping containers).....		327310-0	06/89	299.558	299.738	314.167	322.014	323.054
Secondary products and miscellaneous receipts.....		327310-SM						
Ready-mix concrete manufacturing.....	32732		12/03	224.112	226.142	230.347	231.900	233.467
Ready-mix concrete manufacturing.....	327320		06/81	347.480	350.627	357.145	359.553	361.983
Primary products.....		327320-P	06/81	343.737	347.014	352.973	355.423	357.908
Northeast region ready-mix concrete.....		327320-A	12/12	150.279	151.797	150.275	156.730	159.371
Midwest region ready-mix concrete.....		327320-B	12/12	148.404	151.084	158.114	158.114	158.114
South region ready-mix concrete.....		327320-C	12/12	154.647	155.963	158.594	159.234	160.688
West region ready-mix concrete.....		327320-D	12/12	171.013	171.519	172.270	172.954	173.927
Secondary products and miscellaneous receipts.....		327320-SM						
Miscellaneous receipts.....		327320-M	06/81	389.748	389.748	400.314	401.827	401.827
Secondary products.....		327320-S	06/81	383.244	383.204	410.689	410.689	410.450
Concrete pipe, brick, and block manufacturing.....	32733		12/03	199.955	202.428	211.104	211.791	212.776
Concrete block and brick manufacturing.....	327331		06/81	326.537	327.078	344.193	345.337	346.494
Primary products.....		327331-P	06/81	337.975	338.496	356.532	357.712	358.858
Concrete block and brick.....		327331-0	12/06	160.270	160.517	169.070	169.629	170.173
Structural concrete block, lightweight units (weighing less than 105 lb/cubic ft.) (dry weight).....		327331-01	06/81	306.833	306.833	323.493	325.827	324.935
Structural concrete block, mediumweight units (weighing 105 - 124 lb/cubic ft.) (dry weight).....		327331-02	06/81	390.670	392.228	426.874	427.401	427.401
Structural concrete block, normalweight units (weighing 125 lb or more/cubic ft.) (dry weight).....		327331-03	06/81	368.952	370.845	386.438	394.471	394.179
Decorative concrete block (including screen, split, slump, shadowal block, etc.).....		327331-04	06/81	297.059	297.404	314.710	314.710	316.284
Concrete pavers (including grid, interlocking, etc.).....		327331-05	06/81	339.963	340.274	355.346	355.346	357.144
Concrete brick.....		327331-06	06/81	310.892	310.892	331.353	331.353	333.027
Secondary products and miscellaneous receipts.....		327331-SM						
Miscellaneous receipts.....		327331-M	06/81	291.511	291.511	295.892	295.892	299.933
Secondary products.....		327331-S	06/81	290.108	293.458	301.771	303.408	304.972
Concrete pipe manufacturing.....	327332		12/03	215.197	221.995	225.952	226.645	228.503
Primary products.....		327332-P	12/03	213.894	220.650	224.613	225.316	227.072
Concrete pipe.....		327332-0	12/03	213.894	220.650	224.613	225.316	227.072
Concrete storm sewer pipe.....		327332-02	12/99	270.438	281.759	289.394	290.347	293.008

See footnotes at end of table.

Table 11. Producer price indexes for net output of selected industries and their products, not seasonally adjusted — Continued
 [March 2023]

Title ¹	Industry code	Product code	Index base	Unadjusted index ²				
				Nov. 2022	Dec. 2022 ^P	Jan. 2023 ^P	Feb. 2023 ^P	Mar. 2023 ^P
Concrete pipe manufacturing - Continued								
Concrete pipe, except concrete culvert and storm sewer pipe.....		327332-03	06/94	255.144	262.575	262.575	263.155	263.155
Secondary products and miscellaneous receipts.....		327332-SM1						
Other concrete product manufacturing.....	32739		12/03	233.074	233.673	237.162	237.674	240.245
Other concrete product manufacturing.....	327390		12/03	233.095	233.693	237.186	237.697	240.267
Primary products.....		327390-P	12/03	230.694	231.291	234.510	235.037	237.677
Precast concrete products.....		327390-1	12/79	413.968	415.555	422.301	423.708	429.281
Precast concrete slabs and tile, roof and floor units.....		327390-11	07/85	381.880	382.167	382.541	394.101	394.101
Precast concrete architectural wall panels.....		327390-12	11/84	348.445	349.290	355.799	355.799	355.852
Burial vaults and boxes, precast concrete.....		327390-13	12/79	450.999	450.999	473.472	473.472	473.472
Precast concrete products (excl burial vaults and boxes, slabs and tile, and arch. wall panels).....		327390-14	12/79	387.421	389.663	395.418	395.992	403.124
Prestressed concrete products.....		327390-4	12/79	417.940	417.761	418.706	417.327	417.904
Prestressed concrete products (excl bridge beams and solid and hollow cored slabs and panels).....		327390-43	06/94	213.278	213.469	213.848	212.362	214.039
Prestressed concrete bridge beams.....		327390-46	01/17	212.338	211.845	211.894	211.027	210.378
Prestressed concrete solid and hollow cored slabs and panels.....		327390-47	01/17	171.427	171.468	172.967	174.569	173.449
Secondary products and miscellaneous receipts.....		327390-SM						
Secondary products.....		327390-S	12/79	490.952	494.566	513.085	513.332	513.332
Lime and gypsum product manufacturing.....	3274		12/03	240.927	240.716	250.426	251.534	251.473
Lime manufacturing.....	32741		12/03	276.086	276.217	314.789	316.637	317.231
Lime manufacturing.....	327410		12/85	354.973	355.141	404.735	407.111	407.875
Primary products.....		327410-P	12/85	369.327	369.502	421.100	423.572	424.367
Lime.....		327410-0	12/04	268.963	269.091	306.667	308.468	309.047
Gypsum product manufacturing.....	32742		12/03	238.704	238.328	238.270	239.165	238.870
Gypsum product manufacturing.....	327420		06/81	390.005	389.393	389.298	390.760	390.278
Primary products.....		327420-P	06/81	418.679	418.102	417.996	419.569	419.051
Gypsum building materials.....		327420-1	12/93	351.383	350.816	350.709	352.285	351.766
Other gypsum products.....		327420-5	01/00	243.423	243.423	243.423	243.423	243.423
Secondary products and miscellaneous receipts.....		327420-SM						
Other nonmetallic mineral products.....	3279		12/84	254.449	254.814	257.482	259.526	260.022
Abrasive product manufacturing.....	32791		12/03	170.181	170.613	171.422	172.129	173.878
Abrasive product manufacturing.....	327910		12/80	283.889	284.609	285.956	287.134	290.048
Primary products.....		327910-P	12/80	300.427	301.199	302.646	303.833	306.962
Nonmetallic sized grains, powders, and flour abrasives (incl. graded only).....		327910-1	06/87	245.397	245.397	245.397	245.397	245.397
Nonmetallic abrasive products (including diamond abrasives).....		327910-4	12/80	290.413	290.751	292.115	295.064	294.017
Nonmetallic coated abrasive products and buffing wheels, polishing wheels, and laps.....		327910-7	12/80	360.129	360.129	360.129	360.710	367.276
Secondary products and miscellaneous receipts.....		327910-SM						
Miscellaneous receipts.....		327910-M	12/80	355.657	355.657	355.657	367.912	367.912
All other nonmetallic mineral product mfg.....	32799		12/03	196.713	196.937	199.242	200.984	201.016
Cut stone and stone product manufacturing.....	327991		12/84	240.199	240.173	240.173	244.436	244.436
Primary products.....		327991-P	12/84	233.939	233.939	233.939	238.181	238.181
Dressed dimension granite (including gneiss, syenite, diorite, and cut granite).....		327991-1	12/84	227.481	227.481	227.481	234.465	234.465
Dressed dimension limestone (including dolomite, travertine, calcareous, tufa, & cut limestone).....		327991-4	12/84	204.238	204.238	—	—	—
Dressed dimension marble and other stone.....		327991-7	12/84	237.057	237.057	237.057	237.497	237.497
Secondary products and miscellaneous receipts.....		327991-SM						
Secondary products.....		327991-S	12/84	—	—	227.326	227.326	—
Ground or treated mineral and earth manufacturing.....	327992		06/85	299.593	300.780	305.564	305.473	304.707
Primary products.....		327992-P	06/85	293.690	294.838	299.495	299.286	298.569
Ground or treated minerals and earths.....		327992-0	06/85	293.690	294.838	299.495	299.286	298.569
Treated lightweight aggregate and crushed slag, minerals and earths.....		327992-04	12/14	147.639	147.639	152.892	152.892	152.892
Other minerals or earths, treated.....		327992-06	12/14	85.251	86.087	86.162	86.346	85.869
Secondary products and miscellaneous receipts.....		327992-SM						
Mineral wool manufacturing.....	327993		12/81	290.034	290.336	291.754	295.410	295.968
Primary products.....		327993-P	12/81	290.289	290.599	292.021	295.688	296.247
Mineral wool for thermal and acoustical envelope insulation.....		327993-1	12/81	303.746	304.619	303.369	306.172	306.801
Mineral wool for industrial, equipment, and appliance insulation.....		327993-4	12/81	236.804	235.955	240.317	244.512	244.916
Secondary products and miscellaneous receipts.....		327993-SM						
Miscellaneous receipts.....		327993-M1	07/09	135.532	135.532	135.532	—	—
Miscellaneous nonmetallic mineral products manufacturing.....	327999		12/03	173.669	173.708	179.514	179.514	179.516
Primary products.....		327999-P	12/03	172.274	172.352	178.219	178.219	178.219
All other nonmetallic mineral products.....		327999-0	12/03	172.274	172.352	178.219	178.219	178.219

See footnotes at end of table.

Table 11. Producer price indexes for net output of selected industries and their products, not seasonally adjusted — Continued
[March 2023]

Title ¹	Industry code	Product code	Index base	Unadjusted index ²				
				Nov. 2022	Dec. 2022 ^P	Jan. 2023 ^P	Feb. 2023 ^P	Mar. 2023 ^P
Miscellaneous nonmetallic mineral products manufacturing - Continued								
Other nonmetallic mineral products.....		327999-09	06/06	114.860	115.063	119.428	119.428	119.428
Secondary products and miscellaneous receipts.....		327999-SM						
Primary metal mfg.	331		12/84	295.558	290.780	289.600	296.902	297.201
Iron & steel mills & ferroalloy mfg.	3311		12/03	270.841	262.265	255.299	268.228	269.916
Iron & steel mills & ferroalloy mfg.	33111		12/03	270.841	262.265	255.299	268.228	269.916
Iron and steel mills and ferroalloy mfg.	331110		06/82	290.515	281.351	273.868	287.711	289.552
Primary products.....		331110-P	06/82	292.132	281.279	273.048	284.748	288.975
Steel ingots and semifinished products.....		331110-3	06/82	506.977	489.107	500.141	518.302	535.374
Ferroalloys and related products.....		331110-6	12/09	135.700	130.205	123.995	116.466	116.965
Hot rolled steel bars, plates, and structural shapes.....		331110-7	06/82	309.165	300.840	293.192	292.426	290.544
Hot rolled steel bars, plates, and structural shapes, carbon.....		331110-71	12/17	179.932	174.234	170.169	169.585	168.065
Secondary products and miscellaneous receipts.....		331110-SM						
Steel product mfg from purchased steel.....	3312		12/03	323.422	313.219	310.592	304.190	305.279
Iron & steel pipe and tube mfg from purchased steel.....	33121		12/03	396.667	384.390	380.458	363.000	361.505
Iron and steel pipe and tube manufacturing from purchased steel.....	331210		06/82	567.290	549.733	544.111	519.147	517.009
Primary products.....		331210-P	06/82	586.224	568.119	562.253	536.288	534.062
Iron and steel pipes and tubes, from purchased iron and steel.....		331210-0	06/82	586.224	568.119	562.253	536.288	534.062
Pipe and tube, carbon.....		331210-02	12/10	225.029	217.972	214.550	204.507	204.274
Pipe and tube, alloy.....		331210-03	12/10	188.002	181.549	178.633	163.737	161.219
Pipe and tube, stainless.....		331210-04	12/10	132.039	130.305	134.125	134.007	132.738
Secondary products and miscellaneous receipts.....		331210-SM1						
Rolling & drawing of purchased steel.....	33122		12/03	263.258	254.725	253.166	255.763	258.945
Rolled steel shape mfg.....	331221		06/82	283.428	270.128	266.984	275.785	288.254
Primary products.....		331221-P	06/82	261.881	248.247	245.068	253.072	265.107
Cold rolled steel sheet and strip, made from purchased steel.....		331221-1	06/82	262.782	243.439	237.550	247.868	265.972
Cold finished steel bars and bar shapes, made from purchased steel.....		331221-3	06/82	285.453	280.371	281.264	286.310	289.709
Secondary products and miscellaneous receipts.....		331221-SM						
Steel wire drawing.....	331222		06/82	352.153	344.823	344.157	341.819	337.332
Primary products.....		331222-P	06/82	361.584	353.534	352.828	350.351	345.667
Steel wire, including galvanized and other coated wire.....		331222-5	06/82	314.556	310.236	311.232	306.857	306.730
Carbon steel wire.....		331222-5A	06/82	323.278	317.290	316.258	308.684	306.122
Stainless steel wire.....		331222-5C	06/82	270.136	270.085	270.085	-	-
Secondary products and miscellaneous receipts.....		331222-SM						
Miscellaneous receipts.....		331222-M	03/98	156.777	156.306	156.306	150.652	149.412
Secondary products.....		331222-S	06/82	207.029	206.595	-	-	-
Alumina & aluminum production & processing.....	3313		12/03	154.170	155.283	160.692	163.945	162.667
Alumina & aluminum production & processing.....	33131		12/03	154.259	155.372	160.785	164.039	162.761
Secondary smelting and alloying of aluminum.....	331314		12/03	185.861	186.993	187.970	191.983	191.612
Primary products.....		331314-P	06/80	201.238	202.013	202.847	207.388	207.061
Aluminum ingot, including billet, made by secondary smelters.....		331314-2	12/03	191.147	191.982	192.863	196.806	196.484
Aluminum and aluminum-base alloys powders, paste, and flakes.....		331314-5	12/03	132.061	132.061	131.932	137.741	137.617
Secondary products and miscellaneous receipts.....		331314-SM						
Aluminum sheet, plate, and foil mfg.....	331315		06/81	205.351	206.707	213.558	215.542	213.681
Primary products.....		331315-P	06/81	212.239	213.640	220.721	222.772	220.848
Aluminum sheet, plate, and foil.....		331315-0	06/81	212.239	213.640	220.721	222.772	220.848
Other aluminum rolling, drawing, and extruding.....	331318		12/81	249.894	253.194	265.607	274.836	273.720
Primary products.....		331318-P	12/81	258.785	262.399	275.290	285.128	283.943
Extruded aluminum rod, bar, and other extruded shapes.....		331318-1	12/81	275.900	279.725	292.811	303.081	301.964
Extruded and drawn aluminum tube.....		331318-3	12/94	121.525	123.346	133.677	139.714	138.210
Secondary products and miscellaneous receipts.....		331318-SM						
Nonferrous (exc alum) production & processing.....	3314		12/03	271.549	274.668	280.986	284.092	281.988
Nonferrous metal (except aluminum) smelting and refining.....	33141		12/03	274.852	281.997	291.982	290.472	281.455
Nonferrous metal (except aluminum) smelting and refining.....	331410		12/09	108.196	111.007	114.938	114.343	110.794
Primary products.....		331410-P	12/09	112.479	115.288	119.447	118.791	115.036
Primary smelting and refining of copper.....		331410-1	06/80	298.043	302.309	309.271	-	-
Secondary products and miscellaneous receipts.....		331410-SM1						
Copper rolling/drawing/extruding & alloying.....	33142		12/03	308.912	311.285	321.614	329.483	327.547
Copper rolling, drawing, extruding, and alloying.....	331420		12/11	121.984	122.921	127.000	130.106	129.342
Primary products.....		331420-P	12/11	121.857	122.797	126.826	130.019	129.233
Copper wire and cable.....		331420-A	12/03	269.518	273.096	285.574	294.910	290.679
Copper and copper alloy mill shapes, except wire and cable.....		331420-B	12/22	-	100.000	102.245	104.261	104.355

See footnotes at end of table.

Table 11. Producer price indexes for net output of selected industries and their products, not seasonally adjusted — Continued
[March 2023]

Title ¹	Industry code	Product code	Index base	Unadjusted index ²				
				Nov. 2022	Dec. 2022 ^P	Jan. 2023 ^P	Feb. 2023 ^P	Mar. 2023 ^P
Copper rolling, drawing, extruding, and alloying - Continued								
Copper and copper alloy sheet, strip, and plate.....		331420-B1	12/80	466.884	471.446	—	—	—
Copper and copper alloy rod, bar, and shapes.....		331420-B5	12/80	513.561	520.036	531.043	538.014	—
Secondary smelting, refining, and alloying of copper.....		331420-8	12/03	383.694	373.153	382.110	386.813	—
Secondary products and miscellaneous receipts.....		331420-SM						
Other nonferrous roll/draw/extruding/alloying.....	33149		12/03	237.847	239.818	240.526	240.544	241.086
Nonferrous metal (except copper and aluminum) rolling, drawing, and extruding.....	331491		12/03	212.270	213.543	217.964	220.485	222.316
Primary products.....		331491-P	12/03	183.884	185.018	188.936	190.933	192.411
All other nonferrous metal mill shapes.....		331491-D	06/82	287.032	287.833	295.987	303.740	298.922
Nickel and nickel-base alloy mill shapes.....		331491-2	06/82	281.927	281.592	283.838	291.029	292.232
Titanium and titanium-base alloy mill shapes.....		331491-3	06/82	181.734	185.565	188.064	188.064	193.339
Secondary products and miscellaneous receipts.....		331491-SM						
Secondary products.....		331491-S	06/82	364.076	365.457	359.398	365.999	374.142
Secondary smelting, refining, and alloying of nonferrous metal (except copper and aluminum).....	331492		12/03	266.784	269.288	266.320	263.850	263.120
Primary products.....		331492-P	12/03	266.266	268.876	265.812	263.239	262.478
Secondary products and miscellaneous receipts.....		331492-SM						
Foundries.....	3315		12/03	198.073	198.132	199.544	200.820	200.540
Ferrous metal foundries.....	33151		12/84	284.844	284.970	287.728	289.229	288.723
Iron foundries.....	331511		12/80	338.384	337.411	336.568	338.811	337.733
Primary products.....		331511-P	12/80	324.976	323.878	323.040	325.272	324.199
Ductile iron pressure pipe and fittings.....		331511-1	12/80	431.399	427.617	424.303	428.020	429.689
Other ductile iron castings.....		331511-3	06/86	215.992	215.756	215.518	216.875	216.677
Other ductile iron castings for automotive uses.....		331511-31	06/12	111.052	110.874	111.045	112.874	112.281
Other ductile iron castings for all other uses.....		331511-32	06/12	139.468	139.368	139.005	139.077	139.298
Other gray iron castings.....		331511-9	12/03	208.756	206.096	205.824	207.620	205.231
Secondary products and miscellaneous receipts.....		331511-SM						
Steel investment foundries.....	331512		06/81	357.880	357.880	365.253	367.070	367.070
Primary products.....		331512-P	06/81	340.871	340.871	347.914	349.656	349.656
Steel investment castings.....		331512-0	06/81	340.871	340.871	347.914	349.656	349.656
Secondary products and miscellaneous receipts.....		331512-SM						
Secondary products.....		331512-S	06/81	507.815	507.815	513.382	513.382	513.382
Steel foundries, except investment.....	331513		06/81	264.019	266.656	275.327	275.703	275.776
Primary products.....		331513-P	12/03	199.050	201.199	207.902	208.190	208.239
Carbon steel castings, except investment.....		331513-1	06/81	284.259	291.450	292.180	293.652	293.674
Alloy steel castings, excluding investment.....		331513-4	12/17	139.372	139.360	145.548	145.566	145.608
High alloy steel castings, except investment.....		331513-41	06/81	377.135	377.135	402.867	—	—
Other alloy steel castings, except investment.....		331513-43	12/03	189.317	189.292	189.687	189.756	189.915
Secondary products and miscellaneous receipts.....		331513-SM						
Nonferrous metal foundries.....	33152		12/84	244.957	244.977	245.866	247.837	247.616
Nonferrous metal die-casting foundries.....	331523		12/11	122.576	122.420	122.134	122.894	121.948
Primary products.....		331523-P	12/11	123.776	123.641	123.357	124.144	123.155
Aluminum die-castings.....		331523-1	06/83	194.147	193.785	192.649	194.184	192.238
Nonferrous (except aluminum) die-castings.....		331523-3	06/91	258.429	258.652	261.480	261.637	261.521
Secondary products and miscellaneous receipts.....		331523-SM						
Secondary products.....		331523-S	12/11	111.596	110.876	110.336	110.331	110.734
Aluminum foundries, except die-casting.....	331524		06/91	222.575	223.490	225.276	225.622	228.811
Primary products.....		331524-P	06/91	204.057	205.055	206.734	206.957	208.733
Aluminum castings, excluding die-castings.....		331524-0	06/91	204.057	205.055	206.734	206.957	208.733
Secondary products and miscellaneous receipts.....		331524-SM						
Secondary products.....		331524-S1	06/08	273.274	273.274	275.187	276.244	287.877
Other nonferrous metal foundries, except die-casting.....	331529		12/11	130.136	130.013	131.968	134.749	134.668
Primary products.....		331529-P	12/11	125.854	125.523	127.575	130.407	130.305
Copper foundries (excluding die-casting).....		331529-5	06/83	399.151	397.485	403.958	408.123	407.564
Secondary products and miscellaneous receipts.....		331529-SM						
Fabricated metal product mfg.....	332		12/84	272.783	272.414	273.411	274.726	276.663
Forging & stamping.....	3321		12/03	175.074	173.888	175.485	177.547	178.104
Forging & stamping.....	33211		12/03	175.102	173.916	175.513	177.575	178.133
Iron and steel forging.....	332111		12/83	188.955	187.830	192.453	194.221	194.790
Primary products.....		332111-P	12/83	186.356	185.183	189.939	191.758	192.343
Hot impression die impact, press and upset steel forgings.....		332111-1	12/83	197.355	194.235	199.718	202.005	202.761
Hot impression die impact, press and upset carbon steel forgings.....		332111-11	12/83	202.934	195.142	199.995	203.364	203.364
Hot impression die impact, press and upset alloy steel forgings.....		332111-12	12/83	183.178	184.004	187.679	189.198	190.739

See footnotes at end of table.

Table 11. Producer price indexes for net output of selected industries and their products, not seasonally adjusted — Continued
 [March 2023]

Title ¹	Industry code	Product code	Index base	Unadjusted index ²				
				Nov. 2022	Dec. 2022 ^P	Jan. 2023 ^P	Feb. 2023 ^P	Mar. 2023 ^P
Iron and steel forging - Continued								
Secondary products and miscellaneous receipts.....		332111-SM						
Nonferrous forging.....	332112		12/83	173.730	173.972	172.160	176.341	176.062
Primary products.....		332112-P	12/83	192.570	192.691	190.580	195.006	195.001
Hot impression die impact, press and upset nonferrous forgings.....		332112-4	12/83	203.315	203.454	200.945	206.205	206.199
Hot impression die impact, press, and upset aluminum and aluminum alloy forgings.....		332112-41	12/83	235.461	235.782	230.284	230.350	230.339
Hot impression die impact, press, and upset titanium and titanium alloy forgings.....		332112-42	12/83	145.817	145.817	146.708	158.730	158.730
Other nonferrous hot impression die impact, press, and upset forgings.....		332112-43	06/98	153.565	153.565	155.899	161.005	161.005
Secondary products and miscellaneous receipts.....		332112-SM						
Custom roll forming.....	332114		12/03	198.398	194.143	194.046	193.971	194.355
Primary products.....		332114-P	12/84	228.747	223.233	223.107	223.009	223.510
Custom roll formed products (steel, aluminum and other metal).....		332114-0	06/90	222.090	216.737	216.615	216.519	217.006
Secondary products and miscellaneous receipts.....		332114-SM						
Powder metallurgy part mfg.....	332117		12/03	130.689	130.652	130.513	130.513	—
Primary products.....		332117-P	12/03	131.271	131.234	131.094	131.094	—
Powder metallurgy parts.....		332117-0	12/91	134.728	134.690	134.547	134.547	—
Other metal stamping, except automotive.....	332119		06/84	245.427	245.775	248.855	254.265	255.671
Primary products.....		332119-P	12/03	192.193	192.401	193.152	198.021	198.175
Metal job stampings, except automotive.....		332119-3	06/84	254.059	254.409	256.738	259.707	260.001
Motor and generator metal job stamping.....		332119-32	06/07	128.533	128.533	124.344	124.344	128.988
Other metal job stampings.....		332119-33	06/07	174.056	174.411	177.678	177.447	177.447
Secondary products and miscellaneous receipts.....		332119-SM						
Cutlery & handtool mfg.....	3322		12/03	156.043	156.750	157.558	158.451	159.315
Cutlery & handtool mfg.....	33221		12/03	156.028	156.734	157.542	158.435	159.299
Metal cookware, cutlery, and flatware mfg.....	332215		12/11	127.020	128.236	126.716	127.533	129.470
Primary products.....		332215-P	12/11	126.330	127.671	126.145	126.975	128.943
Cutlery, scissors, shears, trimmers, and snips.....		332215-2	12/83	282.959	303.535	286.831	286.831	287.289
Secondary products and miscellaneous receipts.....		332215-SM						
Miscellaneous receipts.....		332215-M	12/11	130.545	130.545	129.574	129.574	129.600
Secondary products.....		332215-S	12/11	133.418	133.418	133.418	133.418	133.418
Saw blade, handsaw, and hand and edge tool mfg.....	332216		12/11	127.995	128.185	129.956	130.642	130.723
Primary products.....		332216-P	12/11	126.877	127.099	128.966	129.702	129.787
Saw blades and handsaws.....		332216-C	06/83	212.534	212.534	—	—	—
Edge tools, hand-operated.....		332216-4	06/96	200.030	200.030	200.030	204.706	204.706
All other miscellaneous hand tools, except handsaws.....		332216-7	12/11	131.624	131.624	132.697	134.071	134.071
Secondary products and miscellaneous receipts.....		332216-SM						
Miscellaneous receipts.....		332216-M	12/11	134.724	134.724	134.724	134.724	134.724
Secondary products.....		332216-S	12/11	137.079	137.079	137.625	137.586	137.623
Architectural & structural metals mfg.....	3323		12/03	253.124	252.555	252.803	253.797	257.365
Plate work & fabricated structural prod mfg.....	33231		12/03	272.223	271.234	272.029	273.460	280.519
Prefabricated metal buildings and components mfg.....	332311		12/81	487.257	479.228	480.194	482.322	506.579
Primary products.....		332311-P	12/81	503.701	496.001	496.507	499.280	524.709
Prefabricated metal bldg & component systems (excl. farm service bldgs, resid. bldgs, & parts).....		332311-1	12/81	537.691	534.379	534.379	538.344	575.996
Other prefabricated and portable metal buildings and parts.....		332311-3	12/81	431.428	415.582	417.163	417.412	416.942
Secondary products and miscellaneous receipts.....		332311-SM						
Fabricated structural metal mfg.....	332312		12/03	267.991	267.866	268.860	270.597	277.544
Primary products.....		332312-P	06/82	353.414	353.350	355.110	356.455	365.828
Fabricated structural metal bar joists and concrete reinforcing bars.....		332312-1	06/82	342.373	342.966	346.255	348.943	367.123
Fabricated structural iron and steel for industrial buildings metal bar joists, short span.....		332312-11	06/11	168.154	165.877	164.775	166.178	169.483
Fabricated structural iron & steel for commercial, residential, institutional, & public bldgs.....		332312-12	06/11	200.758	201.679	204.480	206.027	218.484
Other fabricated structural metal.....		332312-5	06/82	373.936	373.406	372.885	375.602	378.484
Fabricated structural metal for bridges.....		332312-6	06/82	276.471	273.439	281.906	262.719	258.653
Secondary products and miscellaneous receipts.....		332312-SM						
Miscellaneous receipts.....		332312-M1	01/21	200.389	—	—	—	—
Plate work mfg.....	332313		12/03	226.586	225.291	225.291	225.158	225.124
Primary products.....		332313-P	12/03	224.005	222.725	222.725	222.725	222.172
Fabricated plate work (stacks and weldments).....		332313-0	03/80	339.752	337.811	337.811	337.811	336.972
Secondary products and miscellaneous receipts.....		332313-SM1						
Ornamental & architectural metal prod mfg.....	33232		12/03	237.093	236.944	236.669	237.256	237.520
Metal window and door mfg.....	332321		06/83	404.210	404.261	404.331	407.414	407.528

See footnotes at end of table.

Table 11. Producer price indexes for net output of selected industries and their products, not seasonally adjusted — Continued
 [March 2023]

Title ¹	Industry code	Product code	Index base	Unadjusted index ²				
				Nov. 2022	Dec. 2022 ^p	Jan. 2023 ^p	Feb. 2023 ^p	Mar. 2023 ^p
Metal window and door mfg - Continued								
Primary products.....		332321-P	06/83	423.062	423.122	423.162	426.163	426.269
Metal molding and trim and store fronts.....		332321-B	06/83	1,068.669	1,068.669	1,068.620	1,068.620	1,068.620
Metal windows (except storm sash).....		332321-D	06/83	406.777	406.777	406.705	406.721	407.203
Metal doors (except storm doors).....		332321-1	06/83	410.211	410.311	410.390	412.021	412.053
Metal window and door screens (except combination screens) and metal weather strip.....		332321-9	06/83	345.474	345.474	345.474	345.474	345.474
Secondary products and miscellaneous receipts.....		332321-SM						
Secondary products.....		332321-S	06/83	330.478	330.478	331.300	339.049	339.456
Sheet metal work mfg.....	332322		12/82	296.354	295.986	294.611	294.812	295.722
Primary products.....		332322-P	12/82	293.780	293.465	291.986	290.938	291.829
Sheet metal electronic enclosures.....		332322-C	06/11	139.681	139.721	139.889	139.826	140.183
Steel sheet metal computer & peripheral equipment enclosures.....		332322-C1	06/11	122.433	122.569	122.609	122.643	123.161
Aluminum sheet metal computer & peripheral equipment enclosures.....		332322-C2	06/11	167.648	167.648	167.729	167.729	167.733
Other sheet metal electronic enclosures (excluding computers).....		332322-C3	06/11	135.001	134.995	135.302	135.127	135.370
Other sheet metal work.....		332322-G	12/03	167.737	167.439	167.278	167.349	167.226
Aluminum and other sheet metal work.....		332322-G3	06/11	131.421	131.041	130.815	130.914	130.741
Sheet metal air-conditioning ducts and stove pipe.....		332322-1	12/03	290.482	290.482	292.239	292.239	289.384
Sheet metal roofing and roof drainage equipment.....		332322-7	12/03	241.660	242.430	241.105	238.345	243.363
Secondary products and miscellaneous receipts.....		332322-SM						
Secondary products.....		332322-S	12/03	199.022	198.466	198.780	199.735	199.929
Ornamental and architectural metal work mfg.....	332323		12/83	494.107	494.002	496.240	495.840	494.866
Primary products.....		332323-P	12/83	534.872	534.845	537.373	536.981	535.905
Open metal flooring, grating, and studs.....		332323-6	12/97	291.470	—	—	—	—
Ornamental and architectural metal work.....		332323-8	12/97	407.558	407.511	407.370	406.709	404.144
Iron, steel, and aluminum stairs, staircases, and fire escapes.....		332323-81	12/83	594.773	594.675	594.301	592.869	—
Steel and aluminum fences, gates (not wire), and railings and window guards... ..		332323-82	12/97	301.845	301.845	301.913	301.909	293.067
Other architectural and ornamental work.....		332323-9	12/97	304.302	304.302	304.302	304.302	304.956
Other aluminum and metal architectural and ornamental work.....		332323-91	12/88	317.874	317.874	317.874	317.874	318.642
Other iron and steel architectural and ornamental work.....		332323-92	12/97	311.640	311.640	311.640	311.640	—
Metal stalls and corrals.....		332323-94	05/17	144.775	144.775	144.775	144.775	—
Secondary products and miscellaneous receipts.....		332323-SM						
Secondary products.....		332323-S	12/83	248.523	247.248	246.503	244.203	244.040
Boiler, tank & shipping container mfg.....	3324		12/03	226.839	226.860	225.263	224.832	225.144
Power boiler & heat exchanger mfg.....	33241		12/03	247.964	248.829	250.572	250.572	251.186
Power boiler and heat exchanger mfg.....	332410		12/03	248.135	249.001	250.744	250.744	251.358
Primary products.....		332410-P	12/03	247.974	248.894	250.737	250.737	251.362
Fabricated heat exchangers and steam condensers (excluding nuclear applications).....		332410-1	03/80	519.566	521.953	523.796	523.796	523.796
Steel power boilers (stationary and marine), parts and attachments (excl. nuclear applications).....		332410-6	05/21	—	—	121.632	—	—
Secondary products and miscellaneous receipts.....		332410-SM						
Secondary products.....		332410-S	03/80	472.422	473.500	474.923	474.870	—
Metal tank (heavy gauge) mfg.....	33242		12/03	237.982	237.217	238.635	238.597	238.739
Metal tanks, heavy gauge, mfg.....	332420		12/03	237.848	237.090	238.507	238.469	238.611
Primary products.....		332420-P	12/03	231.632	231.191	233.063	233.063	233.205
Metal tanks, heavy gauge.....		332420-0	12/03	231.632	231.191	233.063	233.063	233.205
Secondary products and miscellaneous receipts.....		332420-SM						
Secondary products.....		332420-S	03/80	347.061	342.281	338.557	338.066	338.228
Light gauge metal container mfg.....	33243		12/84	225.889	226.025	221.556	220.740	221.050
Metal can mfg.....	332431		06/81	223.784	223.925	220.108	220.112	220.264
Primary products.....		332431-P	06/81	222.676	222.676	218.836	218.836	218.836
Steel cans and tinware products.....		332431-1	06/81	334.333	334.333	336.210	336.210	336.210
Aluminum cans (including lids, ends, and parts shipped separately).....		332431-3	06/81	160.095	160.095	155.000	155.000	—
Secondary products and miscellaneous receipts.....		332431-SM						
Secondary products.....		332431-S	06/81	215.767	215.107	—	—	—
Other metal container mfg.....	332439		12/03	278.248	278.379	269.890	264.773	265.860
Primary products.....		332439-P	12/03	—	—	279.891	273.943	273.513
Steel shipping barrels & drums, exc. beer barrels (more than 12-gallon capacity).....		332439-3	06/83	465.169	466.043	446.502	423.059	423.059
All other metal containers.....		332439-6	12/03	225.603	225.603	221.327	221.327	220.628
Secondary products and miscellaneous receipts.....		332439-SM						
Secondary products.....		332439-S	12/03	224.083	224.083	202.053	202.053	212.162
Hardware mfg.....	3325		12/03	201.639	203.322	204.890	203.367	203.567
Hardware mfg.....	33251		12/03	201.639	203.322	204.890	203.367	203.567
Hardware mfg.....	332510		06/85	270.458	272.716	274.819	272.776	273.044

See footnotes at end of table.

Table 11. Producer price indexes for net output of selected industries and their products, not seasonally adjusted — Continued
[March 2023]

Title ¹	Industry code	Product code	Index base	Unadjusted index ²				
				Nov. 2022	Dec. 2022 ^p	Jan. 2023 ^p	Feb. 2023 ^p	Mar. 2023 ^p
Hardware mfg - Continued								
Primary products.....		332510-P	06/85	257.717	260.341	262.336	260.172	260.692
All other miscellaneous hardware.....		332510-A	06/85	468.523	468.635	469.025	481.171	480.974
Furniture hardware (excluding cabinet hardware).....		332510-2	06/85	299.138	299.138	295.560	295.083	293.490
Builders' hardware, including fabricated metal safe and vault locks, & cabinet hardware.....		332510-4	06/85	296.444	302.650	302.554	295.072	295.072
Motor vehicle hardware (lock units, door & window handles, window regulators, hinges, etc.).....		332510-6	06/85	170.300	170.300	173.215	173.215	173.215
Other transportation equipment hardware, incl. marine & aircraft (excl. motor vehicle hardware).....		332510-7	06/85	381.341	381.341	-	-	-
Secondary products and miscellaneous receipts.....		332510-SM						
Miscellaneous receipts.....		332510-M	07/85	388.495	389.911	397.694	406.552	388.220
Secondary products.....		332510-S	06/85	337.954	334.666	334.666	334.666	334.666
Spring & wire product mfg.....	3326		12/03	276.943	276.661	270.400	268.433	270.602
Spring & wire product mfg.....	33261		12/03	276.943	276.661	270.400	268.433	270.602
Spring mfg.....	332613		12/11	213.828	213.235	212.998	211.858	214.667
Primary products.....		332613-P	12/11	226.730	226.062	225.755	224.482	227.615
Cold formed steel springs, except wire.....		332613-3	06/81	505.960	505.451	505.950	506.091	507.472
Precision mechanical wire springs.....		332613-5	12/82	269.800	270.016	271.530	270.775	289.623
Precision mechanical extension- and torsion-type wire springs.....		332613-51	06/01	229.898	229.206	228.994	227.608	226.741
Precision mechanical compression-type wire springs.....		332613-52	06/01	180.051	180.495	182.346	182.260	204.305
Secondary products and miscellaneous receipts.....		332613-SM						
Secondary products.....		332613-S	12/11	111.462	111.468	113.907	113.906	113.995
Other fabricated wire product mfg.....	332618		12/82	352.460	352.695	337.908	334.774	335.644
Primary products.....		332618-P	12/82	324.824	325.429	324.825	321.703	322.607
Other ferrous wire products, excluding springs, made from purchased wire.....		332618-B	12/82	364.724	365.580	365.692	365.692	372.396
Other fabricated wire products, made from purchased wire.....		332618-2	06/85	178.260	178.260	178.260	174.416	174.416
Ferrous wire cloth and other ferrous woven wire products, made from purchased wire.....		332618-3	12/82	192.676	192.676	192.676	194.179	194.179
Steel fencing and fence gates, made from purchased wire.....		332618-7	12/82	481.358	487.487	475.701	477.587	475.230
Steel nails, staples, tacks, spikes, and brads, made from purchased wire.....		332618-9	12/03	251.939	252.632	251.514	251.828	251.399
Secondary products and miscellaneous receipts.....		332618-SM						
Secondary products.....		332618-S	12/82	677.735	676.937	690.627	691.416	695.527
Mach shops, turn prod, screw, nut, bolt mfg.....	3327		12/03	166.912	166.851	167.052	170.140	170.560
Machine shops.....	33271		12/03	148.904	148.728	148.740	149.455	149.646
Machine shops.....	332710		06/84	198.079	197.845	197.861	198.813	199.066
Primary products.....		332710-P	06/84	196.278	196.037	196.037	197.073	197.349
Machine shop job work and job order repairs.....		332710-0	06/84	194.908	194.668	194.668	195.697	195.972
Secondary products and miscellaneous receipts.....		332710-SM						
Turned product & screw, nut & bolt mfg.....	33272		12/84	243.430	243.571	244.148	252.094	253.018
Precision turned product mfg.....	332721		12/83	238.935	238.953	239.144	250.779	250.791
Primary products.....		332721-P	12/83	225.192	225.210	225.411	237.711	237.723
Precision turned products, automotive.....		332721-1	12/83	155.108	155.108	155.108	168.312	168.312
Precision turned products, except automotive.....		332721-3	12/83	256.896	256.921	257.227	268.683	268.703
Secondary products and miscellaneous receipts.....		332721-SM						
Bolt, nut, screw, rivet, and washer mfg.....	332722		06/82	273.846	274.213	275.520	277.689	280.306
Primary products.....		332722-P	06/82	280.672	281.088	282.234	284.591	287.422
Nonthreaded metal fasteners (except aircraft types).....		332722-B	06/82	265.591	265.558	271.609	269.185	269.073
Aircraft fasteners, except plastics (including aerospace).....		332722-1	06/82	557.555	557.775	557.775	557.775	557.775
Externally threaded metal fasteners (except aircraft types).....		332722-3	06/82	235.467	235.228	236.187	241.031	246.663
Hex bolts, including heavy, tap-and-joint (excluding high-strength structural & aircraft types).....		332722-3122	06/82	199.870	200.090	203.807	203.800	202.291
Other metal bolts, including square, round, plow, high-strength structural, & bent bolts.....		332722-3133	12/99	267.458	267.458	264.794	276.129	292.240
Cap, set, machine, lag, flange, and self-locking screws (except aircraft types) ...		332722-3144	12/87	280.679	280.071	292.663	297.595	297.853
Internally threaded fasteners (except aircraft types).....		332722-5	06/82	148.433	151.388	151.731	151.777	150.877
Secondary products and miscellaneous receipts.....		332722-SM						
Miscellaneous receipts.....		332722-M	06/82	245.631	245.655	259.905	259.717	260.123
Coating/engrave/heat treating & other activity.....	3328		12/03	165.290	164.376	168.595	168.555	169.019
Coating/engrave/heat treating & other activity.....	33281		12/84	227.417	226.160	231.963	231.909	232.548
Metal heat treating.....	332811		06/85	214.950	214.950	220.003	221.275	226.293
Primary products.....		332811-P	06/85	195.989	195.989	200.596	201.755	206.331
Heat treating of metal for the trade (pickling, annealing, etc.).....		332811-0	06/85	195.989	195.989	200.596	201.755	206.331
Secondary products and miscellaneous receipts.....		332811-SM						
Metal coating and nonprecious engraving.....	332812		12/84	201.204	198.857	202.835	202.225	201.269

See footnotes at end of table.

Table 11. Producer price indexes for net output of selected industries and their products, not seasonally adjusted — Continued
 [March 2023]

Title ¹	Industry code	Product code	Index base	Unadjusted index ²				
				Nov. 2022	Dec. 2022 ^p	Jan. 2023 ^p	Feb. 2023 ^p	Mar. 2023 ^p
Metal coating and nonprecious engraving - Continued								
Primary products.....		332812-P	12/84	209.428	206.849	211.364	210.672	209.587
Metal coating, engraving, and allied services.....		332812-0	12/84	209.428	206.849	211.364	210.672	209.587
Secondary products and miscellaneous receipts.....		332812-SM						
Electroplating, anodizing and coloring metal.....	332813		12/84	243.683	243.683	253.017	253.079	253.324
Primary products.....		332813-P	12/84	248.641	248.641	258.374	258.374	258.374
Electroplating, plating, polishing, anodizing and coloring metal.....		332813-0	12/84	248.641	248.641	258.374	258.374	258.374
Secondary products and miscellaneous receipts.....		332813-SM						
Other fabricated metal product mfg.....	3329		12/03	202.443	202.423	204.480	204.728	206.237
Metal valve mfg.....	33291		12/03	219.052	219.013	222.548	223.532	223.450
Industrial valve mfg.....	332911		06/91	318.985	318.985	321.284	321.371	323.516
Primary products.....		332911-P	06/91	330.617	330.617	333.095	333.095	335.176
Automatic regulating and control valves and parts (except nuclear), power operated.....		332911-F	12/82	406.694	406.694	406.711	406.711	406.711
Industrial valves for water works and municipal equipment (IBBM, AWWA, and UL).....		332911-N	06/91	371.690	371.690	373.078	373.078	373.078
Industrial ball valves (all metals, pressures, and types), incl. manual & power operated.....		332911-Q	06/91	433.667	433.667	-	-	-
Industrial butterfly valves (all metals, pressures, and types), incl. manual & power operated.....		332911-R	06/91	255.009	255.009	259.721	259.721	269.306
All other miscellaneous industrial valves.....		332911-X	06/91	282.162	282.162	283.589	283.589	284.869
Gates, globes, angles and other industrial valves.....		332911-1	06/91	353.108	353.108	361.298	361.298	364.701
Secondary products and miscellaneous receipts.....		332911-SM						
Miscellaneous receipts.....		332911-M	06/91	232.430	232.430	233.113	233.113	233.113
Secondary products.....		332911-S	06/91	263.064	263.064	263.872	265.240	269.444
Fluid power valve and hose fitting mfg.....	332912		06/91	264.146	264.019	272.331	272.935	273.203
Primary products.....		332912-P	06/91	270.401	270.887	279.090	279.599	279.917
Nonaerospace type hydraulic and pneumatic assemblies of hose.....		332912-N	12/98	142.895	142.895	147.314	148.791	148.715
Nonaerospace type flared (metal) fittings, couplings and assemblies.....		332912-T	06/91	226.412	226.412	228.404	228.573	228.573
Nonaerospace type flareless fittings and couplings (incl. nonmetal fittings).....		332912-U	06/91	224.036	224.036	225.752	227.676	227.676
Aerospace type hydraulic fluid power valves.....		332912-1	06/91	182.197	181.740	181.494	181.494	181.494
Nonaerospace type hydraulic directional control valves.....		332912-5	06/91	232.679	236.362	236.784	236.784	-
Nonaerospace type hydraulic valves, except directional control.....		332912-7	12/98	251.808	251.808	251.808	251.808	252.313
Nonaerospace type pneumatic directional control valves.....		332912-9	06/91	246.331	247.462	250.781	250.781	254.321
Secondary products and miscellaneous receipts.....		332912-SM						
Miscellaneous receipts.....		332912-M	12/98	210.667	210.667	-	-	-
Secondary products.....		332912-S1	12/11	-	-	114.037	-	-
Plumbing fixture fitting and trim mfg.....	332913		06/83	359.159	359.116	364.617	364.591	364.693
Primary products.....		332913-P	06/83	357.032	357.032	362.651	362.651	362.651
Miscellaneous metal and nonmetal plumbing fixtures, fittings, and trim.....		332913-6	06/83	394.116	394.116	395.435	395.435	395.435
Metal and nonmetal lavatory and sink fittings, excluding single control.....		332913-7	06/98	186.864	186.864	192.714	192.714	192.714
Secondary products and miscellaneous receipts.....		332913-SM						
Other metal valve and pipe fitting mfg.....	332919		12/82	376.818	376.807	379.537	389.167	380.450
Primary products.....		332919-P	12/82	405.301	405.288	408.279	419.203	409.315
Plumbing and heating valves and specialties, except plumbers' brass goods.....		332919-1	12/82	378.099	378.099	395.159	395.159	395.159
Metal fittings, flanges, and unions for pipe fittings.....		332919-4	12/82	490.349	490.330	491.390	506.434	492.817
Secondary products and miscellaneous receipts.....		332919-SM						
Secondary products.....		332919-S	12/82	244.163	244.163	245.478	245.478	245.478
All other fabricated metal product mfg.....	33299		12/03	190.601	190.584	191.553	191.308	194.106
Ball and roller bearing mfg.....	332991		06/83	338.705	338.718	339.172	339.106	345.970
Primary products.....		332991-P	06/83	328.540	328.659	328.861	328.422	335.095
Ball bearings, complete, unmounted.....		332991-1	06/83	283.543	284.255	284.255	284.255	288.456
Tapered roller bearings (including cups & cones), unmounted.....		332991-3	06/83	376.242	376.242	376.242	376.242	391.177
Other roller bearings, unmounted.....		332991-5	06/83	357.119	357.119	358.891	358.891	358.891
Mounted bearings (excluding plain).....		332991-7	06/83	474.486	470.083	472.225	472.225	474.792
Parts and components for ball and roller bearings (including balls and rollers) sold separately.....		332991-9	06/83	202.503	203.372	201.930	199.260	202.863
Secondary products and miscellaneous receipts.....		332991-SM						
Secondary products.....		332991-S	06/83	360.746	360.746	360.746	360.746	360.746
Small arms ammunition mfg.....	332992		06/85	300.761	300.761	305.855	305.855	305.855
Primary products.....		332992-P	06/85	333.736	333.736	340.710	340.710	340.710
Small arms ammunition.....		332992-0	12/06	209.422	209.422	-	-	-
Secondary products and miscellaneous receipts.....		332992-SM						
Secondary products.....		332992-S	05/95	113.782	113.782	-	-	-
Ammunition, except small arms, manufacturing.....	332993		12/85	266.862	267.240	266.823	269.201	270.224
Primary products.....		332993-P	12/85	249.987	249.987	249.089	249.089	251.866

See footnotes at end of table.

Table 11. Producer price indexes for net output of selected industries and their products, not seasonally adjusted — Continued
 [March 2023]

Title ¹	Industry code	Product code	Index base	Unadjusted index ²				
				Nov. 2022	Dec. 2022 ^p	Jan. 2023 ^p	Feb. 2023 ^p	Mar. 2023 ^p
Ammunition, except small arms, manufacturing - Continued								
Ammunition (excluding small arms), more than 30 mm (1.18 in.).....		332993-0	12/85	249.987	249.987	249.089	249.089	251.866
Secondary products and miscellaneous receipts.....		332993-SM1						
Fabricated pipe and pipe fitting mfg.	332996		06/81	428.487	427.380	428.472	432.939	454.179
Primary products.....		332996-P	06/81	372.461	371.373	371.447	376.111	397.887
Fabricated pipe and pipe fittings made from purchased pipe.....		332996-0	12/02	246.313	245.594	245.643	248.727	263.128
Secondary products and miscellaneous receipts.....		332996-SM						
Miscellaneous fabricated metal product mfg.	332999		12/03	181.210	181.367	182.560	180.859	182.233
Primary products.....		332999-P	12/03	180.392	180.597	181.957	180.328	181.850
All other miscellaneous fabricated metal products.....		332999-N	06/85	236.214	236.495	238.375	236.123	238.130
Secondary products and miscellaneous receipts.....		332999-SM						
Secondary products.....		332999-S	12/03	191.561	191.178	195.629	194.352	201.034
Small arms, ordnance, and ordnance accessories mfg.	33299T		12/11	106.655	106.655	106.934	106.934	106.934
Primary products.....		33299T-P	12/11	107.040	107.040	107.324	107.324	107.324
Single barrel shotguns, other small firearms n.e.c., and parts & attachments for small arms.....		33299T-45	06/13	106.008	106.008	106.530	106.530	106.530
Secondary products and miscellaneous receipts.....		33299T-SM						
Machinery manufacturing.....	333		12/03	172.279	172.666	174.977	175.511	176.458
Agricultural, construction, and mining machinery mfg.	3331		12/03	175.940	176.187	179.180	179.104	179.288
Agricultural implement manufacturing.....	33311		12/03	171.845	172.237	172.800	172.237	172.610
Farm machinery and equipment mfg.	333111		12/82	286.028	286.067	285.883	284.735	285.531
Primary products.....		333111-P	12/82	286.805	286.742	286.387	285.315	286.159
Haying machinery and attachments.....		333111-A	12/82	318.756	318.756	315.615	315.615	316.531
Parts for farm machinery, for sale separately.....		333111-C	12/82	255.930	255.250	255.534	259.239	261.431
Farm plows, harrows, rollers, pulverizers, etc., and attachments.....		333111-E	12/02	283.843	283.843	283.843	283.843	283.843
All other farm machinery and equipment, excluding parts, including attachments.....		333111-G	12/82	371.949	369.826	368.036	360.568	361.626
Commercial turf and grounds care equipment, including parts and attachments.....		333111-J	12/82	258.406	258.406	256.335	257.223	257.702
Farm dairy equipment, sprayers and dusters, farm blowers, and attachments.....		333111-4	12/82	277.211	277.211	279.312	279.312	279.312
Planting, seeding, and fertilizing machinery and attachments.....		333111-7	12/82	277.517	280.223	283.297	285.215	287.134
Harvesting machinery (except hay and straw) and attachments.....		333111-9	12/82	321.592	321.592	321.592	321.592	321.592
Secondary products and miscellaneous receipts.....		333111-SM						
Miscellaneous receipts.....		333111-M	12/82	300.214	301.500	301.500	301.500	301.703
Secondary products.....		333111-S	12/82	259.312	260.296	268.441	267.747	267.921
Lawn and garden equipment mfg.	333112		12/82	164.463	166.687	169.439	169.316	169.330
Primary products.....		333112-P	12/82	167.924	170.491	173.571	173.478	173.478
Consumer nonriding lawn, garden, and snow equipment.....		333112-1	12/82	146.643	150.829	151.704	151.704	151.704
Consumer riding lawn, garden, and snow equipment.....		333112-3	12/82	187.320	187.468	193.488	193.488	193.488
Parts and attachments for consumer lawn, garden, and snow equipment.....		333112-7	06/03	159.822	160.709	161.236	160.281	160.281
Secondary products and miscellaneous receipts.....		333112-SM						
Secondary products.....		333112-S	12/82	143.863	143.863	143.347	142.875	143.041
Construction machinery manufacturing.....	33312		12/03	178.508	178.551	185.129	185.550	185.602
Construction machinery mfg.	333120		12/80	318.940	319.016	330.771	331.522	331.617
Primary products.....		333120-P	12/80	309.334	309.426	320.926	321.645	321.741
Power cranes, loaders, dozers, tractors, off-highway trucks, mixers, pavers, backhoes, etc.....		333120-1	12/03	175.906	175.906	184.558	185.105	185.105
Power cranes, draglines, & shovels (excavators) (incl. surface mining equip.) (excluding parts).....		333120-11	12/99	180.330	180.330	188.684	188.684	188.684
Mixers, pavers, and related equipment (excluding parts).....		333120-12	12/80	316.513	316.513	334.823	334.823	334.823
Off-highway trucks, haulers, truck-type tractor chassis, trailers, etc. (excluding parts).....		333120-13	12/03	180.086	180.086	186.767	186.767	186.767
Tractor shovel loaders (skid steer, wheel, crawler, and integral design backhoes).....		333120-14	12/80	327.866	327.866	344.533	345.437	345.437
Construction wheel and crawler tractors, dozers, self-propelled log skidders, etc.....		333120-15	12/03	167.720	167.720	171.759	175.067	175.067
Graders, rollers & compactors, rough-terrain forklifts, scrapers, trenchers, etc. (excl. parts).....		333120-16	12/03	198.364	198.364	206.869	206.869	206.869
Construction machinery for mounting (excluding parts, winches, snow clearing attachments).....		333120-17	12/99	170.819	170.819	189.511	189.511	189.511
Parts for construction machinery and equipment, sold separately.....		333120-9	12/99	188.846	189.414	190.467	190.475	191.129
Parts for cranes, draglines, and shovels (including surface mining equipment) (sold separately).....		333120-91	06/07	179.817	179.817	179.817	179.817	181.337
Parts for off-highway wheel tractors and shovel loaders (sold separately).....		333120-92	06/07	144.974	144.974	145.643	145.643	145.643
Parts for other construction machinery (sold separately).....		333120-93	06/07	146.864	147.707	149.199	149.211	149.211
Secondary products and miscellaneous receipts.....		333120-SM						
Miscellaneous receipts.....		333120-M	12/80	518.344	518.304	525.174	525.711	526.782
Mining and oil and gas field machinery mfg.	33313		12/03	187.458	187.794	189.163	189.166	189.204
Mining machinery and equipment mfg.	333131		06/81	386.641	389.125	391.082	391.100	391.115

See footnotes at end of table.

Table 11. Producer price indexes for net output of selected industries and their products, not seasonally adjusted — Continued
 [March 2023]

Title ¹	Industry code	Product code	Index base	Unadjusted index ²				
				Nov. 2022	Dec. 2022 ^p	Jan. 2023 ^p	Feb. 2023 ^p	Mar. 2023 ^p
Mining machinery and equipment mfg - Continued								
Primary products.....		333131-P	06/81	412.792	413.716	415.795	415.795	415.795
Mining machinery and equipment (except parts sold separately).....		333131-2	09/19	133.149	133.234	133.974	133.974	—
Underground mining machinery (except parts sold separately).....		333131-21	06/81	481.314	481.314	481.314	—	—
Mineral processing & beneficiation machinery (except parts sold separately)....		333131-23	06/81	475.178	475.178	475.178	475.178	—
Crushing, pulverizing & screening machinery (except parts sold separately)....		333131-25	06/81	461.395	461.395	461.395	461.395	—
Drills and other mining machinery (except parts sold separately).....		333131-27	06/81	437.891	441.679	449.347	—	—
Parts and attachments for mining machinery and equipment (sold separately)....		333131-9	06/81	329.070	331.432	332.488	332.488	332.488
Secondary products and miscellaneous receipts.....		333131-SM						
Miscellaneous receipts.....		333131-M	06/81	269.633	286.318	292.879	293.963	—
Oil and gas field machinery and equipment mfg.....	333132		12/80	304.130	304.160	306.693	306.694	306.779
Primary products.....		333132-P	12/80	299.977	299.977	302.499	302.499	302.590
Oil and gas field production machinery and equipment (except pumps).....		333132-A	12/80	258.622	258.622	261.518	261.518	261.663
Oil and gas field production machinery and equipment (except pumps and parts sold separately).....		333132-A1	12/10	133.936	133.936	135.898	135.898	135.635
Parts and attachments for oil and gas field production machinery and equipment (except pumps).....		333132-A2	12/10	129.656	129.656	129.656	129.656	130.791
Rotary oil and gas field drilling machinery and equipment.....		333132-1	12/86	305.109	305.109	309.631	309.631	309.631
Secondary products and miscellaneous receipts.....		333132-SM						
Industrial machinery manufacturing.....	3332		12/84	235.351	234.980	237.584	241.186	241.730
Other industrial machinery manufacturing.....	33324		12/84	232.114	231.747	234.315	237.868	238.404
Food product machinery mfg.....	333241		12/83	336.000	337.396	345.543	345.334	348.239
Primary products.....		333241-P	12/83	348.356	350.077	358.533	358.533	361.548
Dairy and milk products plant machinery and equipment.....		333241-1	12/83	338.108	338.839	338.839	338.839	340.853
Commercial food products machinery (except packaging and cooking equipment).....		333241-3	12/83	302.936	305.616	316.303	316.303	316.303
Industrial food products machinery for processing foods, beverages, & animal & fowl feed.....		333241-5	12/83	363.794	364.469	370.856	370.856	378.055
Other industrial food and feed machinery.....		333241-51	12/12	143.860	144.183	144.609	144.609	144.609
Machinery for sorting, grading, and cleaning fruits, vegetables, eggs, and for processing meat.....		333241-52	12/12	150.177	150.177	154.891	154.891	160.198
Parts and attachments for industrial food and feed products machinery.....		333241-53	12/12	140.015	140.533	140.054	140.054	141.603
Secondary products and miscellaneous receipts.....		333241-SM						
Miscellaneous receipts.....		333241-M	12/83	237.807	237.807	243.755	237.751	237.751
Secondary products.....		333241-S	12/83	310.603	310.658	316.983	322.364	330.015
Semiconductor machinery mfg.....	333242		12/03	96.009	96.626	96.700	98.793	98.954
Primary products.....		333242-P	12/03	94.287	94.921	94.993	96.999	97.158
Semiconductor machinery and parts.....		333242-0	06/87	121.312	122.127	122.221	124.801	125.006
Secondary products and miscellaneous receipts.....		333242-SM						
Miscellaneous receipts.....		333242-M	12/03	111.203	111.203	111.263	116.281	116.450
Sawmill, woodworking and paper machinery mfg.....	333243		12/11	141.839	142.040	142.981	143.285	143.948
Primary products.....		333243-P	12/11	141.184	141.403	142.302	142.617	143.299
Sawmill and woodworking machinery.....		333243-A	12/80	331.219	332.132	333.330	335.226	337.244
Sawmill and woodworking machinery, excluding parts & attachments.....		333243-A3	06/12	166.860	167.406	167.707	168.646	169.854
Parts, attachments & accessories for sawmill & woodworking machinery.....		333243-A4	06/12	161.261	161.261	163.397	164.401	164.401
Paper industry machinery.....		333243-B	06/82	276.646	276.982	279.226	279.233	280.348
Paper industry machinery, excluding parts & attachments.....		333243-B1	12/03	143.859	144.190	145.139	145.139	145.969
Parts and attachments for paper industry machinery.....		333243-B2	06/82	279.784	279.808	283.034	283.055	283.091
Secondary and miscellaneous receipts.....		333243-SM						
Miscellaneous receipts.....		333243-M	12/11	146.508	146.508	148.696	148.696	148.778
All other industrial machinery mfg.....	333248		12/11	167.640	166.256	168.255	171.440	171.536
Primary products.....		333248-P	12/11	173.387	171.853	174.010	177.451	177.543
Printing machinery and equipment mfg.....		333248-4	12/82	180.576	180.649	181.453	181.214	182.384
All other miscellaneous printing trades machinery, including parts.....		333248-4A	12/88	136.409	136.493	137.142	136.878	138.171
Other printing machinery and equipment, including pre-press preparation and typesetting.....		333248-4A7	06/01	94.253	94.442	95.361	94.987	96.116
Parts, attachments, and accessories for printing trades machinery.....		333248-4A8	06/01	135.971	135.971	135.971	135.971	136.938
Other industrial machinery.....		333248-9	12/11	173.387	171.853	174.135	177.906	177.906
Plastics-working machinery and equipment and parts, excluding patterns and molds.....		333248-91	12/81	246.550	247.166	246.577	246.577	246.577
Parts for plastics-working machinery.....		333248-914	12/08	107.124	107.511	—	—	—
Plastics-working machinery and equipment, excluding patterns, molds, and parts sold separately.....		333248-919	12/08	127.676	127.966	127.615	127.615	—
Textile machinery (except parts, attachments, and accessories).....		333248-95	12/80	212.183	212.183	212.183	212.183	212.183
Parts and attachments for textile machinery.....		333248-97	12/80	237.995	237.995	237.995	237.995	237.995
All other industrial machinery.....		333248-98	12/03	237.138	234.231	238.469	245.224	245.224
Secondary products and miscellaneous receipts.....		333248-SM						
Miscellaneous receipts.....		333248-M	12/11	125.290	124.899	—	—	—

See footnotes at end of table.

Table 11. Producer price indexes for net output of selected industries and their products, not seasonally adjusted — Continued
[March 2023]

Title ¹	Industry code	Product code	Index base	Unadjusted index ²				
				Nov. 2022	Dec. 2022 ^P	Jan. 2023 ^P	Feb. 2023 ^P	Mar. 2023 ^P
All other industrial machinery mfg - Continued								
Secondary products.....		333248-S	12/11	—	—	122.741	122.746	—
Commercial and service industry machinery manufacturing.....	3333		12/03	149.635	150.323	150.903	151.182	151.870
Commercial and service industry machinery manufacturing.....	33331		12/03	149.619	150.307	150.887	151.166	151.854
Commercial and service industry machinery manufacturing.....	333310		12/11	137.064	137.894	138.427	138.683	139.314
Primary products.....		333310-P	12/11	136.905	137.827	138.330	138.594	139.239
Optical instruments and lens mfg.....		333310-4	06/91	125.199	125.188	125.188	125.188	126.366
All other miscellaneous optical instruments and lenses (including binoculars and astronomical).....		333310-43	12/98	117.219	117.197	117.197	117.197	118.687
Other commercial and service industry machinery mfg.....		333310-8	12/11	136.905	137.827	138.471	138.809	139.377
Commercial laundry and drycleaning machinery.....		333310-85	12/82	328.880	328.880	343.726	343.726	343.726
Commercial cooking and food warming equipment.....		333310-8A	06/82	436.229	436.514	436.514	436.653	440.516
Commercial non electric cooking and food warming equipment, excluding parts and accessories.....		333310-8A1	06/07	204.476	204.476	204.476	204.476	208.706
Commercial electric cooking and food warming equipment, excluding parts and accessories.....		333310-8A2	06/07	172.804	173.155	173.155	173.306	173.508
Parts and accessories for commercial cooking and food warming equipment.....		333310-8A3	06/07	166.544	166.544	166.544	166.544	166.544
Electronic teaching machines, teaching aids, etc., including kits.....		333310-8H	09/16	103.052	103.052	103.052	103.052	104.520
Miscellaneous machinery products.....		333310-8J	09/16	129.607	131.137	131.806	132.565	132.587
Other service industry equipment.....		333310-8J4	09/16	129.146	130.314	130.806	131.592	131.606
Commercial and industrial floor and carpet cleaning machines, excluding vacuum cleaners.....		333310-8J5	09/16	131.822	136.305	140.533	140.533	140.533
Secondary products and miscellaneous receipts.....		333310-SM						
Miscellaneous receipts.....		333310-M	12/22	—	100.000	101.197	101.227	101.616
Secondary products.....		333310-S	12/22	—	100.000	100.000	100.013	99.885
HVAC and commercial refrigeration equipment.....	3334		12/03	210.319	211.265	212.132	212.147	214.735
HVAC and commercial refrigeration equipment.....	33341		12/03	210.319	211.265	212.132	212.147	214.735
Fan, blower, air purification equipment mfg.....	333413		12/11	147.161	147.627	148.782	150.795	151.017
Primary products.....		333413-P	12/11	145.854	146.150	147.352	148.059	148.302
Air purification equipment.....		333413-1	12/03	162.560	163.191	165.029	166.585	167.141
Dust collection and other air purification equipment for industrial gas cleaning systems.....		333413-11	12/83	225.447	225.447	225.447	225.447	225.447
Dust collection and other air purification equipment for cleaning incoming air.....		333413-13	12/83	245.698	247.563	251.818	255.420	256.705
Air filters for air-conditioners and furnaces, etc. of 2400 CFM or less, except parts.....		333413-131	06/09	159.934	161.995	167.312	166.013	166.013
Other dust collection and air purification equipment, except parts.....		333413-132	06/09	135.320	135.320	135.816	146.850	146.850
Parts for dust collection and air purification equipment.....		333413-133	06/09	145.954	145.954	145.360	145.360	148.495
Industrial and commercial fans and blowers.....		333413-2	12/03	228.331	228.113	229.125	228.895	228.779
Centrifugal blower filter units, and classes I-IV centrifugal fans, except parts.....		333413-22	06/09	185.334	185.529	189.563	189.563	189.100
Other centrifugal fans and blowers, except parts.....		333413-23	06/09	183.888	183.477	183.477	183.477	183.477
Parts and accessories for fans and blowers.....		333413-29	06/09	174.086	174.110	174.110	171.904	171.904
Secondary products and miscellaneous receipts.....		333413-SM						
Secondary products.....		333413-S	12/11	152.704	152.704	152.704	152.704	152.704
Heating equipment (except warm air furnaces) mfg.....	333414		06/80	433.575	435.976	438.987	440.725	445.288
Primary products.....		333414-P	06/80	416.193	419.000	422.034	423.793	428.256
Other heating equipment, except electric (incl. parts for nonelectric equipment & oil burners).....		333414-D	06/99	219.853	222.752	225.724	227.737	229.993
Cast iron heating boilers, radiators, and convectors (except parts).....		333414-1	06/99	279.201	279.201	279.201	279.201	289.688
Domestic heating stoves (except electric and parts).....		333414-3	06/80	311.339	311.339	314.672	314.672	314.672
Floor and wall furnaces, unit heaters, infrared heaters, and mechanical stokers.....		333414-7	06/99	203.191	203.191	203.243	203.243	203.243
Secondary products and miscellaneous receipts.....		333414-SM						
Secondary products.....		333414-S	06/80	444.443	441.196	441.444	443.457	443.457
Air-conditioning, refrigeration, and forced air heating equipment mfg.....	333415		12/82	281.509	282.800	283.685	282.905	286.947
Primary products.....		333415-P	12/82	285.449	286.636	287.532	286.479	290.389
Warm air furnaces, including duct furnaces and humidifiers, and electric comfort heating.....		333415-C	12/89	221.401	220.501	219.787	218.518	221.113
Parts and accessories for air conditioning and heat transfer equipment.....		333415-D	12/89	272.003	272.074	273.042	265.018	266.477
Unitary air-conditioners, except air source heat pumps.....		333415-E	12/82	245.253	248.366	248.663	247.390	250.152
Heat pumps.....		333415-H	12/09	140.496	141.281	139.884	141.062	141.331
Heat transfer equipment (except elec dehumidifiers), mechanically refrigerated, self-contained.....		333415-2	12/03	238.367	239.508	241.014	240.957	244.777
Commercial refrigerators and related equipment.....		333415-3	12/82	390.560	390.560	392.039	392.039	403.989
Refrigeration condensing units, all refrigerants, except ammonia (complete).....		333415-5	12/82	375.705	376.350	377.002	377.660	383.032
Room air-conditioners and dehumidifiers, except portable dehumidifiers.....		333415-6	12/82	—	—	—	—	—
All other miscellaneous refrigeration and air-conditioning equipment.....		333415-9	12/89	275.245	275.245	279.292	279.292	279.292
Secondary products and miscellaneous receipts.....		333415-SM						
Miscellaneous receipts.....		333415-M	12/82	—	—	—	—	259.339
Metalworking machinery manufacturing.....	3335		12/03	140.739	141.604	143.217	143.780	144.021

See footnotes at end of table.

Table 11. Producer price indexes for net output of selected industries and their products, not seasonally adjusted — Continued
[March 2023]

Title ¹	Industry code	Product code	Index base	Unadjusted index ²				
				Nov. 2022	Dec. 2022 ^P	Jan. 2023 ^P	Feb. 2023 ^P	Mar. 2023 ^P
Metalworking machinery manufacturing - Continued								
Metalworking machinery manufacturing.....	33351		12/03	140.725	141.590	143.203	143.766	144.006
Industrial mold mfg.....	333511		12/03	118.750	118.865	120.722	120.730	120.300
Primary products.....		333511-P	12/03	117.582	117.709	119.740	119.740	119.631
Industrial molds and mold boxes.....		333511-0	06/81	144.659	144.816	147.314	147.314	147.180
Industrial injection-type molds made of metal for plastics.....		333511-05	12/09	115.172	115.172	115.273	115.273	114.967
Other industrial molds and mold boxes.....		333511-06	12/09	112.883	113.069	116.011	116.011	—
Secondary products and miscellaneous receipts.....		333511-SM						
Secondary products.....		333511-S	12/03	146.018	146.018	146.018	146.018	145.773
Special tool, die, jig, and fixture mfg.....	333514		12/03	131.819	132.072	132.329	132.717	133.548
Primary products.....		333514-P	06/81	215.979	216.402	216.915	217.623	219.218
Special dies, tools, jigs, and fixtures.....		333514-0	06/81	215.979	216.402	216.915	217.623	219.218
Jigs and fixtures, including parts.....		333514-0A	06/81	332.640	333.596	334.307	336.393	342.288
Metalworking die and die sets.....		333514-0B	12/02	121.430	121.738	121.981	122.549	123.198
Standard punches, industrial prototypes, die parts & other special tooling for dies.....		333514-0C	06/94	154.686	154.686	155.115	155.115	155.115
Secondary products and miscellaneous receipts.....		333514-SM						
Miscellaneous receipts.....		333514-M	12/03	114.405	114.405	114.405	114.405	—
Secondary products.....		333514-S	12/03	132.816	133.234	133.234	133.615	133.996
Cutting tool and machine tool accessory mfg.....	333515		06/83	223.525	225.536	227.014	227.120	227.145
Primary products.....		333515-P	06/83	208.740	211.067	212.442	212.538	212.538
Cutting tools for machine tools and metalworking machinery.....		333515-4	06/83	197.007	199.595	200.633	200.741	200.741
Other cutting tools for machine tools, excluding tips and blanks.....		333515-41	12/00	143.362	146.212	146.841	146.841	146.841
End mills and milling cutters.....		333515-44	06/83	221.253	223.023	225.987	226.960	226.960
Threading tools, including blanks, tips and inserts.....		333515-45	06/07	124.321	124.321	124.952	124.952	124.952
Carbon and high-speed steel shank, solid, tipped carbide twist drills for machine tools.....		333515-48	12/11	123.050	123.050	123.080	123.080	123.080
Taps, carbide indexable, and throwaway inserts for machine tools.....		333515-49	12/11	134.684	134.684	135.497	135.497	135.497
Other attachments and accessories for machine tools and metalworking machinery.....		333515-5	06/83	251.510	251.510	255.049	255.049	255.049
Secondary products and miscellaneous receipts.....		333515-SM						
Secondary products.....		333515-S	06/83	225.697	225.697	230.236	230.236	231.311
Machine tool mfg.....	333517		12/11	128.062	128.080	128.544	130.061	130.328
Primary products.....		333517-P	12/11	125.422	125.444	125.783	127.057	127.358
Metal cutting machine tools.....		333517-2	06/83	217.143	217.143	217.864	220.539	221.179
Parts for metal cutting machine tools (sold separately) & rebuilt machine tools.....		333517-26	06/83	198.326	198.326	200.645	200.645	205.168
Metal machining centers (multifunction numerically controlled machines).....		333517-27	06/83	191.981	191.981	191.981	201.222	201.222
Other metal cutting machine tools.....		333517-2B	12/09	124.055	124.055	124.106	124.106	124.106
Metal forming machine tools.....		333517-3	06/81	291.268	291.465	291.465	291.675	291.675
Metal punching and shearing (power & manual), and bending and forming machines (power only).....		333517-31	06/81	230.673	230.673	230.673	230.673	230.673
Parts for metal forming machine tools (sold separately) and rebuilt metal forming machine tools.....		333517-37	06/81	285.386	286.334	286.334	286.981	286.981
Secondary products and miscellaneous receipts.....		333517-SM						
Miscellaneous receipts.....		333517-M	12/11	140.502	140.502	141.715	147.472	147.472
Secondary products.....		333517-S	12/11	142.482	142.482	145.343	145.798	145.810
Rolling mill and other metalworking machinery mfg.....	333519		12/11	130.718	135.064	141.454	141.701	141.735
Primary products.....		333519-P	12/11	132.585	137.569	144.746	145.009	145.018
Other metalworking machinery, excluding handheld & ultrasonic.....		333519-83	06/83	320.314	320.314	322.589	325.584	325.584
Secondary products and miscellaneous receipts.....		333519-SM						
Miscellaneous receipts.....		333519-M	12/11	133.390	133.390	—	—	—
Turbine and power transmission equipment mfg.....	3336		12/84	214.091	214.681	219.454	219.511	221.485
Turbine and power transmission equipment mfg.....	33361		12/84	214.086	214.676	219.448	219.505	221.479
Turbine and turbine generator set units mfg.....	333611		06/82	245.959	246.518	247.082	247.840	255.987
Primary products.....		333611-P	06/82	247.089	247.617	248.150	248.941	256.641
Turbines and turbine generator sets.....		333611-0	06/11	114.849	115.095	115.342	115.710	119.289
Steam, gas, and other turbines and turbine generators.....		333611-05	12/03	149.348	149.649	150.017	150.365	151.567
Parts & accessories for turbines, turbine generators, and turbine generator sets.....		333611-07	12/03	144.490	144.490	144.490	145.221	145.221
Speed changer, drive, and gear mfg.....	333612		12/83	370.379	375.944	378.126	378.126	377.759
Primary products.....		333612-P	12/83	344.086	349.084	350.249	350.249	349.883
Gears, pinions, racks, and worms, sold separately.....		333612-3	12/83	252.647	256.714	256.714	256.714	256.145
Speed changers, industrial high speed drives, and parts other than loose gearing.....		333612-7	12/03	212.604	215.536	216.900	216.900	216.900
Secondary products and miscellaneous receipts.....		333612-SM						
Secondary products.....		333612-S	12/83	610.066	—	—	—	—
Mechanical power transmission equipment mfg.....	333613		12/84	351.155	351.759	355.882	355.119	355.130

See footnotes at end of table.

Table 11. Producer price indexes for net output of selected industries and their products, not seasonally adjusted — Continued
 [March 2023]

Title ¹	Industry code	Product code	Index base	Unadjusted index ²				
				Nov. 2022	Dec. 2022 ^p	Jan. 2023 ^p	Feb. 2023 ^p	Mar. 2023 ^p
Mechanical power transmission equipment mfg - Continued								
Primary products.....		333613-P	12/84	334.909	335.163	339.214	338.438	338.447
Mechanical power transmission equipment, except speed changers, drives, & gears.....		333613-3	12/84	365.062	365.439	369.815	368.785	368.797
Secondary products and miscellaneous receipts.....		333613-SM						
Other engine equipment mfg.....	333618		12/82	182.187	182.266	189.111	188.987	188.987
Primary products.....		333618-P	12/82	183.519	183.595	190.538	190.420	190.420
Parts & accessories for internal combustion engines, ex. aircraft & gasoline automotive engines.....		333618-F	12/82	235.339	235.339	244.777	244.777	244.777
Diesel, semidiesel, and dual-fuel engines (except automotive).....		333618-3	12/82	202.056	202.056	213.075	213.075	213.175
Diesel, semidiesel, and dual-fuel engines for automobiles, trucks, and buses.....		333618-5	12/82	159.986	159.986	165.900	165.650	165.650
Secondary products and miscellaneous receipts.....		333618-SM						
Secondary products.....		333618-S	12/82	171.930	171.930	176.668	176.865	176.869
Other general purpose machinery manufacturing.....	3339		12/03	192.694	193.046	195.997	196.787	198.067
Pump and compressor manufacturing.....	33391		12/03	201.516	201.566	205.836	206.236	206.731
Air and gas compressor mfg.....	333912		06/84	324.567	324.567	328.206	328.779	330.349
Primary products.....		333912-P	06/84	333.370	333.370	337.187	337.791	339.357
Air and gas compressors and vacuum pumps.....		333912-1	06/84	347.150	347.150	351.199	351.970	353.552
Parts & attachments for air & gas compressors, ex. refrigeration, ice making, & a/c.....		333912-6	06/84	393.910	393.910	396.364	396.765	398.307
Secondary products and miscellaneous receipts.....		333912-SM						
Miscellaneous receipts.....		333912-M	11/86	250.018	250.018	250.482	250.482	252.772
Measuring, dispensing, and other pumping equipment mfg.....	333914		12/83	334.306	334.448	343.574	344.284	344.618
Primary products.....		333914-P	12/83	334.106	334.266	344.014	344.774	345.048
Pumps and pumping equipment, excluding measuring and dispensing pumps.....		333914-1	12/09	143.250	143.328	147.507	147.833	147.951
Pumps and pumping equipment, complete, excluding measuring and dispensing pumps.....		333914-11	12/09	143.981	143.981	148.741	149.108	149.108
Domestic water systems.....		333914-111	12/83	300.868	300.868	313.273	313.273	313.273
Oil-well and oil-field pumps, except boiler feed.....		333914-113	12/09	121.675	121.675	121.896	121.896	121.896
Industrial pumps, excluding hydraulic fluid power pumps, automatic circulating pumps, etc.....		333914-114	12/83	337.824	337.824	353.083	353.756	353.756
Other pumps, except automotive circulating pumps, and measuring and dispensing pumps.....		333914-115	12/01	225.930	225.930	226.460	227.505	227.505
Parts and attachments for pumps and pumping equipment, excluding measuring and dispensing.....		333914-15	12/83	408.779	410.170	412.628	412.891	415.230
Secondary products and miscellaneous receipts.....		333914-SM						
Miscellaneous receipts.....		333914-M	12/17	122.113	122.113	123.265	123.265	123.896
Secondary products.....		333914-S	12/17	148.677	148.677	149.544	149.641	149.971
Material handling equipment manufacturing.....	33392		12/03	204.748	204.907	207.876	209.167	209.514
Elevator and moving stairway mfg.....	333921		06/81	230.379	230.379	231.590	231.519	232.303
Primary products.....		333921-P	06/81	220.733	220.733	222.001	221.926	222.750
Elevators and moving stairways.....		333921-1	06/81	217.062	217.062	218.448	218.448	218.448
Parts and attachments for elevators and moving stairways (sold separately).....		333921-3	06/81	254.591	254.591	255.026	254.395	261.337
Secondary products and miscellaneous receipts.....		333921-SM						
Conveyor and conveying equipment mfg.....	333922		06/84	285.129	285.856	293.549	293.842	293.215
Primary products.....		333922-P	06/84	274.010	274.450	281.860	282.026	281.445
Unit handling conveyors and conveying systems.....		333922-1	06/84	227.953	228.466	228.901	228.901	227.760
Unit handling gravity and trolley conveyors and conveying systems.....		333922-12	06/09	130.221	130.181	130.655	130.655	129.592
Unit handling tow, belt, roller, pneumatic, portable, carousel, and other nonbelt conveyors.....		333922-14	06/09	142.002	142.408	142.289	142.289	142.289
Parts and accessories for unit handling conveyors and conveying systems, sold separately.....		333922-7	06/84	274.293	274.311	274.835	274.835	274.835
Bulk material handling conveyors and conveying systems.....		333922-8	06/84	292.234	292.792	311.840	312.382	313.134
Parts and accessories for bulk material handling conveyors and conveying systems.....		333922-9	06/84	466.696	466.696	485.367	485.367	483.324
Secondary products and miscellaneous receipts.....		333922-SM						
Miscellaneous receipts.....		333922-M	06/84	372.464	376.292	384.361	393.557	391.067
Secondary products.....		333922-S	06/84	323.194	323.194	334.907	334.907	334.907
Overhead cranes, hoists and monorail systems mfg.....	333923		12/03	218.094	218.094	220.300	223.157	224.775
Primary products.....		333923-P	12/03	219.659	219.659	221.826	224.809	226.424
Hoists and parts and attachments for hoists (sold separately).....		333923-1	12/84	320.979	320.979	320.979	327.785	327.785
Overhead traveling cranes and monorail systems, including parts and attachments sold separately.....		333923-3	12/84	331.995	331.995	331.995	335.170	335.170
Winches, aerial work platforms, and automotive wrecker hoists, including parts and attachments.....		333923-7	12/03	222.341	222.341	225.841	228.555	231.163
Secondary products and miscellaneous receipts.....		333923-SM						
Secondary products.....		333923-S	12/03	186.752	186.752	200.943	205.144	205.150
Industrial truck, trailer, and stacker mfg.....	333924		12/79	323.637	323.705	326.490	329.405	329.635

See footnotes at end of table.

Table 11. Producer price indexes for net output of selected industries and their products, not seasonally adjusted — Continued
[March 2023]

Title ¹	Industry code	Product code	Index base	Unadjusted index ²				
				Nov. 2022	Dec. 2022 ^P	Jan. 2023 ^P	Feb. 2023 ^P	Mar. 2023 ^P
Industrial truck, trailer, and stacker mfg - Continued								
Primary products.....		333924-P	12/79	327.377	327.449	330.383	333.229	333.273
Industrial trucks, tractors, mobile straddle carriers & cranes, & automatic stacking machines.....		333924-2	12/79	295.921	295.997	297.050	300.047	300.099
Work trucks with lifting & handling equipment, operator riding, electric, self-propelled.....		333924-21	06/02	224.380	224.380	223.534	223.534	223.534
Work trucks, not fitted with lifting and handling equipment.....		333924-25	06/02	206.600	206.700	208.618	212.589	212.643
Bulk powered material moving equipment, dock boards and metal pallets and skids.....		333924-26	06/02	205.437	205.437	204.455	204.455	204.455
Other work trucks with lifting & handling equipment, non-riding electric or any non-electric.....		333924-27	06/02	187.817	187.910	188.104	188.158	188.213
Parts and attachments for industrial trucks and tractors (sold separately).....		333924-3	12/86	345.857	345.857	355.897	357.056	357.056
Secondary products and miscellaneous receipts.....		333924-SM						
Secondary products.....		333924-S	12/79	553.517	553.506	512.266	—	—
All other general purpose machinery mfg.....	33399		12/03	178.397	179.059	181.206	181.909	184.154
Power-driven handtool mfg.....	333991		12/80	253.914	253.914	256.116	256.116	256.346
Primary products.....		333991-P	12/80	246.303	246.303	248.484	248.484	248.484
Power-driven handtools, pneumatic, hydraulic, and powder-actuated.....		333991-6	12/80	343.747	343.747	348.543	348.543	348.543
Power-driven handtools, electric (except battery powered), including parts.....		333991-9	12/04	141.069	141.069	141.069	141.069	141.069
Secondary products and miscellaneous receipts.....		333991-SM						
Miscellaneous receipts.....		333991-M	06/86	204.969	204.969	204.969	204.969	—
Welding and soldering equipment mfg.....	333992		12/84	351.522	351.522	354.064	354.135	354.135
Primary products.....		333992-P	12/84	367.664	367.664	370.321	370.391	370.391
Other welding equipment, components, and accessories (excluding arc, resistance, and gas).....		333992-A	06/90	180.857	180.857	184.127	184.479	184.479
Arc welding machines, components, and accessories, excluding electrodes and stud welding equip.....		333992-1	12/84	398.701	398.701	398.848	398.848	398.848
Resistance welders, components, accessories, and electrodes.....		333992-7	12/84	270.185	270.185	279.693	279.693	279.693
Gas welding and cutting equipment, parts, attachments, and accessories.....		333992-9	06/83	255.968	255.968	263.559	263.696	263.696
Secondary products and miscellaneous receipts.....		333992-SM						
Miscellaneous receipts.....		333992-M	12/84	255.857	255.857	256.880	258.015	258.015
Packaging machinery mfg.....	333993		12/88	258.973	259.734	263.435	264.667	275.311
Primary products.....		333993-P	12/88	264.418	265.319	269.226	270.513	281.376
Packing, packaging, and bottling machinery, excluding parts.....		333993-1	12/88	251.199	252.103	256.062	257.232	271.021
Parts for packing, packaging, and bottling machinery.....		333993-5	12/88	323.194	324.172	328.002	329.778	329.778
Secondary products and miscellaneous receipts.....		333993-SM						
Miscellaneous receipts.....		333993-M	12/88	208.751	208.751	209.218	209.811	211.136
Industrial process furnace and oven mfg.....	333994		06/81	288.211	289.973	291.210	292.527	293.435
Primary products.....		333994-P	06/81	284.671	286.519	287.672	288.708	289.627
Industrial process furnaces & ovens, & industrial electrical heating equipment.....		333994-0	12/04	166.716	167.799	168.474	169.080	169.619
Industrial process furnaces & ovens, & industrial electrical heating equipment, except parts.....		333994-0A	06/11	139.248	140.242	140.896	141.799	142.165
Parts and attachments for industrial process furnaces and ovens.....		333994-0B	06/11	140.680	141.333	141.650	141.039	141.729
Secondary products and miscellaneous receipts.....		333994-SM						
Miscellaneous receipts.....		333994-M	12/86	199.166	199.166	200.643	202.020	203.976
Fluid power cylinder and actuator mfg.....	333995		06/90	268.982	269.343	271.137	271.137	271.137
Primary products.....		333995-P	06/90	270.310	270.932	272.842	272.842	272.842
Nonaerospace-type hydraulic & all aerospace fluid power cylinders & actuators, linear & rotary.....		333995-2	06/90	261.796	262.584	264.694	264.694	264.694
Nonaerospace-type pneumatic fluid power cylinders & actuators, linear & rotary... ..		333995-3	06/90	206.330	206.330	207.892	207.892	207.892
Parts for hydraulic & pneumatic fluid power cylinders & actuators, incl accumulators & cushions.....		333995-8	06/90	308.555	308.555	309.873	309.873	309.873
Secondary products and miscellaneous receipts.....		333995-SM						
Fluid power pump and motor mfg.....	333996		06/90	222.850	224.006	224.250	229.811	229.811
Primary products.....		333996-P	06/90	227.783	228.960	229.143	235.389	235.389
Nonaerospace-type reciprocating fluid power pumps.....		333996-1	12/97	187.176	188.651	188.651	200.173	200.173
Nonaerospace-type fluid power motors.....		333996-5	12/97	232.685	233.975	235.928	236.525	236.525
Parts for fluid power pumps, motors, and hydrostatic transmissions.....		333996-9	12/97	187.774	189.039	188.455	188.590	188.590
Secondary products and miscellaneous receipts.....		333996-SM						
Miscellaneous receipts.....		333996-M	06/99	179.899	181.412	184.836	184.836	184.836
All other miscellaneous general purpose machinery mfg.....	333998		12/84	273.440	275.314	280.650	281.401	286.223
Primary products.....		333998-P	12/84	267.598	269.217	274.596	275.319	280.238
Scale and balance mfg.....		333998-7	12/80	239.639	241.558	243.432	244.984	245.012
Retail, commercial, household, and mailing scales and balances.....		333998-74	12/91	182.033	182.762	195.121	195.121	195.593
Parts, attachments, and accessories for scales and balances.....		333998-76	12/91	253.707	256.986	258.304	266.871	266.871
Vehicle and industrial scales.....		333998-77	12/91	199.291	200.521	201.497	201.787	201.787
Motor truck and railroad track scales.....		333998-771	12/10	153.661	153.890	154.717	154.717	154.717
Industrial scales (including automatic checkweigher and bulkweigher scales).....		333998-772	12/10	165.646	168.141	169.488	170.554	170.554

See footnotes at end of table.

Table 11. Producer price indexes for net output of selected industries and their products, not seasonally adjusted — Continued
[March 2023]

Title ¹	Industry code	Product code	Index base	Unadjusted index ²				
				Nov. 2022	Dec. 2022 ^P	Jan. 2023 ^P	Feb. 2023 ^P	Mar. 2023 ^P
All other miscellaneous general purpose machinery mfg - Continued								
Miscellaneous non-vehicle scales (crane, susp, tank, hopper, meas. devices, lab, bulk conveyor).....		333998-773	12/10	—	—	—	—	—
All other miscellaneous general purpose machinery mfg.....		333998-9	12/84	267.598	269.217	274.811	275.469	280.707
Filters and strainers, except fluid power.....		333998-91	12/88	256.850	257.984	278.122	279.768	282.922
Industrial filters and strainers and reusable media, except fluid power.....		333998-911	06/07	155.430	156.238	171.284	172.548	174.970
Nonreusable media for filters and strainers, except fluid power.....		333998-912	12/88	274.433	274.433	274.433	274.433	274.433
Parts and accessories for filters and strainers, except fluid power.....		333998-913	12/88	324.133	324.133	332.747	332.747	332.747
All other miscellaneous general industrial machinery.....		333998-97	06/07	146.910	148.104	149.499	149.771	152.941
Secondary products and miscellaneous receipts.....		333998-SM						
Miscellaneous receipts.....		333998-M	12/22	—	100.000	100.467	100.467	100.725
Secondary products.....		333998-S	12/22	—	100.000	100.253	101.524	101.656
Computer & electronic product mfg.....	334		12/03	97.643	97.827	98.750	98.813	98.909
Computer & peripheral equipment mfg.....	3341		12/06	57.996	58.497	59.290	59.437	59.397
Computer & peripheral equipment mfg.....	33411		12/06	57.996	58.497	59.290	59.437	59.397
Electronic computer mfg.....	334111		12/04	31.139	31.679	32.225	32.420	32.384
Primary products.....		334111-P	12/04	16.096	16.469	16.789	16.903	16.881
Host computers, multiusers (mainframes, medium-scale systems, UNIX and PC servers).....		334111-5	12/04	26.714	27.276	27.869	28.108	28.062
Single user computers, microprocessor based, general purpose.....		334111-7	06/07	18.458	18.996	19.133	19.086	19.100
Portable computers, laptops, tablets and other single user computers.....		334111-72	06/07	13.756	14.026	13.977	14.083	13.878
Personal computers and workstations (excluding portable computers).....		334111-73	06/07	21.351	21.999	22.269	22.110	22.284
Secondary products and miscellaneous receipts.....		334111-SM						
Computer storage device mfg.....	334112		12/04	63.906	64.528	63.607	63.607	63.607
Primary products.....		334112-P	12/04	51.744	52.303	51.563	51.563	51.563
Computer storage devices (except parts, attachments and accessories).....		334112-1	12/04	51.705	51.705	50.950	50.950	50.950
Secondary products and miscellaneous receipts.....		334112-SM						
Computer terminal and other computer peripheral equipment mfg.....	334118		12/93	62.563	62.663	64.702	64.698	64.657
Primary products.....		334118-P	12/93	64.352	64.463	66.527	66.522	66.478
Computer terminals (including POS and funds-transfer devices) and other computer peripherals.....		334118-D	12/93	40.189	40.293	40.186	40.186	40.136
Secondary products and miscellaneous receipts.....		334118-SM						
Miscellaneous receipts.....		334118-M	12/93	—	—	60.906	60.906	60.906
Secondary products.....		334118-S	08/94	—	—	56.173	56.173	56.145
Communications equipment mfg.....	3342		12/85	100.694	100.732	101.351	101.097	101.103
Telephone apparatus mfg.....	33421		12/03	92.115	92.148	92.147	92.470	92.470
Telephone apparatus mfg.....	334210		12/85	92.566	92.599	92.598	92.923	92.923
Primary products.....		334210-P	12/85	92.791	92.791	92.791	93.124	93.124
Telephone and wireline data networking equipment.....		334210-0	12/85	92.791	92.791	92.791	93.124	93.124
Wireline voice and data network equipment.....		334210-7	12/00	73.502	73.502	—	—	—
Secondary products and miscellaneous receipts.....		334210-SM						
Radio/TV broadcast & wireless comm equip mfg.....	33422		12/03	101.095	101.186	101.957	101.510	101.513
Broadcast and wireless communications equipment mfg.....	334220		12/91	94.835	94.919	95.643	95.224	95.227
Primary products.....		334220-P	12/91	91.187	91.244	91.897	91.480	91.482
Broadcast, studio, and related electronic equipment.....		334220-2	12/85	120.471	120.539	121.046	120.138	120.174
Radio station equipment.....		334220-5	06/13	107.981	107.981	107.981	107.981	107.981
Other broadcast and wireless communications systems and equipment.....		334220-9	06/13	106.969	107.106	107.200	106.658	106.658
Secondary products and miscellaneous receipts.....		334220-SM						
Other communications equipment mfg.....	33429		12/03	136.934	136.669	137.461	137.457	137.495
Other communications equipment mfg.....	334290		12/91	146.883	146.599	147.449	147.445	147.486
Primary products.....		334290-P	12/91	155.023	154.676	155.674	155.674	155.718
Alarm systems, including electric sirens and horns.....		334290-1	12/85	148.969	148.969	150.476	150.476	150.476
Intercommunications systems, incl inductive paging systems, excl telephone & telegraph.....		334290-3	12/85	268.083	263.580	263.424	263.424	265.742
Secondary products and miscellaneous receipts.....		334290-SM						
Secondary products.....		334290-S	12/91	163.344	163.986	163.986	161.461	163.568
Audio & video equipment mfg.....	3343		12/03	99.428	99.428	99.849	100.730	100.730
Audio and video equipment mfg.....	33431		12/03	99.428	99.428	99.849	100.730	100.730
Audio and video equipment mfg.....	334310		03/80	71.949	71.949	72.254	72.891	72.891
Primary products.....		334310-P	03/80	63.501	63.501	63.782	64.341	64.341
Speakers and commercial sound equipment.....		334310-4	03/80	176.979	176.979	178.457	181.405	181.405
Other consumer audio and video equipment.....		334310-5	03/80	141.643	141.643	141.643	141.643	141.643
Secondary products and miscellaneous receipts.....		334310-SM						
Miscellaneous receipts.....		334310-M	12/86	95.509	95.509	95.509	96.774	96.774

See footnotes at end of table.

Table 11. Producer price indexes for net output of selected industries and their products, not seasonally adjusted — Continued
 [March 2023]

Title ¹	Industry code	Product code	Index base	Unadjusted index ²				
				Nov. 2022	Dec. 2022 ^P	Jan. 2023 ^P	Feb. 2023 ^P	Mar. 2023 ^P
Audio and video equipment mfg - Continued								
Semiconductor and other electronic component mfg.	3344		12/84	57.591	57.654	57.278	57.121	57.136
Semiconductor and other electronic component mfg.	33441		12/84	57.601	57.664	57.288	57.131	57.146
Bare printed circuit board mfg.	334412		06/91	115.451	116.538	116.498	118.557	117.932
Primary products.		334412-P	06/91	112.751	113.831	113.831	115.902	115.902
Bare printed circuit boards.		334412-0	06/82	126.698	127.911	127.911	130.239	130.239
Secondary products and miscellaneous receipts.		334412-SM2						
Semiconductors and related device mfg.	334413		12/98	31.850	31.862	31.787	31.826	31.732
Primary products.		334413-P	12/98	30.789	30.801	30.732	30.769	30.678
Other semiconductor devices, including parts such as chips, wafers, and heat sinks.		334413-A	06/81	54.484	54.472	54.804	54.804	54.804
Integrated microcircuits, incl semiconductor networks, microprocessors, & MOS memories.		334413-1	12/98	22.757	22.771	22.603	22.648	22.539
Secondary products and miscellaneous receipts.		334413-SM						
Electronic connector mfg.	334417		12/80	265.717	267.072	266.421	266.409	272.608
Primary products.		334417-P	12/80	262.551	263.982	263.219	263.206	269.583
Electronic connectors, including parts.		334417-0	12/80	262.551	263.982	263.219	263.206	269.583
Secondary products and miscellaneous receipts.		334417-SM						
Secondary products.		334417-S1	05/99	157.795	157.795	158.099	158.099	158.099
Printed circuit assembly mfg.	334418		12/03	80.497	80.491	77.942	75.912	75.859
Primary products.		334418-P	12/03	83.409	83.393	80.609	77.848	77.810
Printed circuit assemblies, loaded boards, modules, and consumer external modems.		334418-9	06/06	89.723	89.707	86.711	83.742	83.700
Secondary products and miscellaneous receipts.		334418-SM						
Other electronic component mfg.	334419		12/03	151.578	151.499	151.342	150.690	150.756
Primary products.		334419-P	12/03	156.060	155.971	155.804	156.472	156.544
Other electronic components.		334419-0	12/03	156.060	155.971	155.804	156.472	156.544
Secondary products and miscellaneous receipts.		334419-SM						
Secondary products.		334419-S	12/03	102.461	102.459	102.133	101.795	101.790
Capacitor, resistor, coil, transformer, and other inductor mfg.	33441K		12/11	151.025	151.095	152.000	154.040	154.860
Primary products.		33441K-P	12/11	154.985	155.063	156.017	158.170	159.035
Capacitors for electronic circuitry.		33441K-4	06/81	260.203	260.203	260.430	260.430	260.430
Electronic coils, transformers, and other inductors.		33441K-6	06/00	158.118	158.269	159.811	164.597	166.520
Secondary products and miscellaneous receipts.		33441K-SM						
Nav/measuring/medical/control instruments mfg.	3345		12/03	139.258	139.494	141.923	142.273	142.529
Nav/measuring/medical/control instruments mfg.	33451		12/03	139.258	139.494	141.923	142.273	142.529
Electromedical apparatus mfg.	334510		06/85	85.322	85.396	86.470	86.470	86.474
Primary products.		334510-P	06/85	73.850	73.845	74.831	74.831	74.831
Electromedical equipment, excluding ionizing radiation equipment.		334510-2	12/02	84.897	84.892	86.138	86.138	86.138
Secondary products and miscellaneous receipts.		334510-SM						
Miscellaneous receipts.		334510-M	12/90	156.282	158.766	158.766	158.766	158.766
Search, detection, and navigation instruments.	334511		12/91	185.637	185.790	188.029	188.098	188.104
Primary products.		334511-P	12/91	182.201	182.368	184.467	184.487	184.487
Aeronautical, nautical & navigational instruments, not sending or receiving radio signals.		334511-1	12/85	317.542	321.299	323.646	323.646	323.646
Search, detection, navigation, and guidance systems and equipment.		334511-3	12/91	176.506	176.506	178.746	178.771	178.771
Secondary products and miscellaneous receipts.		334511-SM						
Automatic environmental control mfg.	334512		12/79	301.903	301.903	306.176	306.367	306.367
Primary products.		334512-P	12/79	268.305	268.305	272.549	272.738	272.738
Automatic environmental controls for monitoring residential, commercial, and appliance use.		334512-0	12/03	143.181	143.181	145.446	145.547	145.547
Secondary products and miscellaneous receipts.		334512-SM						
Miscellaneous receipts.		334512-M	12/04	202.716	202.716	202.716	202.716	202.716
Industrial process variable instruments.	334513		06/83	264.829	266.440	272.895	272.342	272.698
Primary products.		334513-P	06/83	277.898	279.845	286.286	285.963	286.420
Process control instruments.		334513-0	12/03	165.882	167.044	170.889	170.696	170.969
Secondary products and miscellaneous receipts.		334513-SM						
Miscellaneous receipts.		334513-M	06/83	236.193	236.193	248.043	243.736	243.736
Totalizing fluid meters and counting devices mfg.	334514		12/85	223.320	223.682	233.284	238.558	246.268
Primary products.		334514-P	12/85	227.493	227.879	237.156	242.972	251.460
Integrating and totalizing fluid meters, counting devices, and motor vehicle instruments.		334514-0	12/85	227.493	227.879	237.156	242.972	251.460
Counting devices, excluding motor vehicle instruments.		334514-3	12/85	219.446	—	—	—	—
Motor vehicle instruments.		334514-7	12/85	153.857	—	—	—	—
Secondary products and miscellaneous receipts.		334514-SM						

See footnotes at end of table.

Table 11. Producer price indexes for net output of selected industries and their products, not seasonally adjusted — Continued
 [March 2023]

Title ¹	Industry code	Product code	Index base	Unadjusted index ²				
				Nov. 2022	Dec. 2022 ^P	Jan. 2023 ^P	Feb. 2023 ^P	Mar. 2023 ^P
Totalizing fluid meters and counting devices mfg - Continued								
Secondary products.....		334514-S	12/85	—	—	183.509	183.509	183.509
Electricity and signal testing instruments mfg.....	334515		12/83	172.276	172.433	176.968	176.968	177.040
Primary products.....		334515-P	12/83	166.909	167.079	170.244	170.244	170.313
Test equipment for testing electrical, radio, and communication circuits, and motors.....		334515-4	12/83	166.742	166.990	170.153	170.153	170.222
Secondary products and miscellaneous receipts.....		334515-SM						
Analytical laboratory instrument mfg.....	334516		12/85	177.688	178.086	181.772	184.458	184.830
Primary products.....		334516-P	12/85	178.400	178.877	182.603	185.361	185.744
Analytical and scientific instruments, excluding optical.....		334516-0	12/85	178.400	178.877	182.603	185.361	185.744
Secondary products and miscellaneous receipts.....		334516-SM						
Miscellaneous receipts.....		334516-M1	12/14	128.873	128.873	130.943	130.943	—
Irradiation apparatus mfg.....	334517		06/90	123.198	123.198	124.147	124.155	124.239
Primary products.....		334517-P	06/85	124.062	124.062	125.081	125.081	125.081
Irradiation (ionizing radiation) equipment.....		334517-0	06/85	124.062	124.062	125.081	125.081	125.081
Secondary products and miscellaneous receipts.....		334517-SM						
Other measuring and controlling device mfg.....	334519		06/85	197.681	198.576	204.997	205.124	205.406
Primary products.....		334519-P	06/85	189.090	190.002	196.337	196.465	196.748
Physical properties testing & inspection equipment and kinematic testing & measuring equipment.....		334519-4	06/85	193.035	193.035	200.880	200.880	200.880
Nuclear radiation detection and monitoring instruments.....		334519-5	06/85	238.481	238.481	246.460	246.460	246.460
Commercial, geophysical, meteorological, and general-purpose instruments and equipment.....		334519-7	06/85	191.346	194.108	201.782	201.080	202.364
Secondary products and miscellaneous receipts.....		334519-SM						
Miscellaneous receipts.....		334519-M	06/85	271.994	272.730	273.320	273.306	273.306
Manufacturing and reproducing magnetic and optical media.....	3346		12/03	116.304	116.292	117.634	117.634	117.255
Manufacturing and reproducing magnetic and optical media.....	33461		12/03	116.304	116.292	117.634	117.634	117.255
Manufacturing and reproducing magnetic and optical media.....	334610		01/19	136.281	136.267	137.837	137.837	137.396
Primary products.....		334610-P	01/19	137.348	137.330	139.021	139.021	138.463
Secondary products and miscellaneous receipts.....		334610-SM						
Electrical equipment and appliance mfg.....	335		12/03	192.527	193.666	196.627	197.134	197.523
Electric lighting equipment mfg.....	3351		12/03	148.108	148.346	149.497	149.789	151.587
Electric lighting equipment mfg.....	33513		12/22	—	100.000	100.779	100.978	102.180
Residential electric lighting fixture mfg.....	335131		12/83	242.986	243.666	244.057	248.330	247.521
Primary products.....		335131-P	12/83	250.361	251.192	251.658	255.459	255.485
Residential-type electric lighting fixtures (except portable), including parts and accessories.....		335131-1	12/83	232.318	232.321	232.311	232.957	232.962
Residential-type portable lighting fixtures, including parts and accessories.....		335131-4	12/83	279.441	281.342	282.794	293.107	293.176
Secondary products and miscellaneous receipts.....		335131-SM						
Secondary products.....		335131-S	12/83	289.617	289.617	289.617	306.523	306.523
Nonresidential electric lighting fixture mfg.....	335132		06/81	257.135	257.865	261.132	261.161	262.436
Primary products.....		335132-P	06/81	254.622	255.434	258.917	258.917	260.305
Commercial and institutional-type electric lighting fixtures, including parts and accessories.....		335132-1	06/81	243.671	244.662	248.635	248.634	249.597
Industrial-type electric lighting fixtures, including parts and accessories.....		335132-5	06/81	286.889	286.889	286.889	286.889	290.703
Secondary products and miscellaneous receipts.....		335132-SM						
Secondary products.....		335132-S	06/81	321.797	321.797	321.790	322.257	322.261
Other lighting equipment, including lamps and bulbs mfg.....	335139		06/85	174.054	174.055	174.614	174.627	179.048
Primary products.....		335139-P	12/22	—	100.000	100.328	100.328	102.897
Electric lamp bulb, tubes, and components.....		335139-1	12/83	82.910	82.910	84.053	84.053	84.143
Outdoor lighting equipment (including parts and accessories).....		335139-2	06/85	209.474	209.474	209.474	209.474	209.474
Secondary products and miscellaneous receipts.....		335139-SM						
Secondary products.....		335139-S	06/85	189.080	189.082	189.934	190.170	190.515
Household appliance mfg.....	3352		12/84	159.653	160.673	160.614	160.907	159.575
Small electrical appliance mfg.....	33521		12/03	128.850	129.329	129.512	130.275	130.292
Small electrical appliance mfg.....	335210		12/11	117.099	117.531	117.697	118.391	118.406
Primary products.....		335210-P	12/11	117.806	117.964	118.138	118.856	118.844
Parts and attachments for small electric household appliances, including fan parts.....		335210-5	12/82	187.127	187.127	187.416	187.416	187.416
Household vacuum cleaners and other floor care machines (including parts and attachments).....		335210-6	12/82	123.391	123.714	123.391	126.882	127.260
Other small electric household appliances, including fans.....		335210-7	05/21	116.021	116.116	116.414	116.438	116.330
Secondary products and miscellaneous receipts.....		335210-SM						
Secondary products.....		335210-S	12/82	207.905	208.269	208.375	208.503	212.922

See footnotes at end of table.

Table 11. Producer price indexes for net output of selected industries and their products, not seasonally adjusted — Continued
 [March 2023]

Title ¹	Industry code	Product code	Index base	Unadjusted index ²				
				Nov. 2022	Dec. 2022 ^P	Jan. 2023 ^P	Feb. 2023 ^P	Mar. 2023 ^P
Small electrical appliance mfg - Continued								
Major household appliance mfg.....	33522		12/03	162.370	163.498	163.385	163.560	161.949
Major household appliance mfg.....	335220		05/16	132.538	133.462	133.369	133.512	132.197
Primary products.....		335220-P	05/16	132.353	133.311	133.212	133.364	131.936
Household cooking appliances.....		335220-1	06/81	166.201	168.585	168.565	172.809	168.093
Electric household ranges, ovens (including microwave), surface cooking units, and equipment.....		335220-11	06/81	143.781	145.526	145.823	146.903	148.375
Gas household ranges, ovens, surface cooking units, and equipment (incl. parts and accessories).....		335220-13	06/81	162.440	165.236	164.797	174.025	167.962
Other household ranges and cooking equipment, including outdoor equipment.....		335220-15	06/81	234.261	238.443	238.470	239.899	218.986
Household refrigerators and home freezers.....		335220-2	12/81	126.889	127.206	127.315	127.555	126.959
Household refrigerators, including combination refrigerator-freezers.....		335220-21	12/81	119.856	120.105	120.249	120.658	120.030
Other major household appliances.....		335220-8	12/82	307.151	309.572	308.422	299.377	300.892
Household water heaters, electric, for permanent installation.....		335220-81	12/82	559.317	559.317	559.317	560.107	560.107
Household water heaters, excluding electric.....		335220-83	12/82	559.668	559.668	559.668	562.022	562.022
Secondary products and miscellaneous receipts.....		335220-SM						
Miscellaneous receipts.....		335220-M	05/16	137.090	137.090	137.090	137.090	137.090
Electrical equipment mfg.....	3353		12/03	197.295	199.961	201.353	202.179	202.969
Electrical equipment mfg.....	33531		12/03	197.295	199.961	201.353	202.179	202.969
Electric power and specialty transformer mfg.....	335311		06/81	408.861	410.307	417.248	418.953	425.951
Primary products.....		335311-P	06/81	403.670	405.243	411.595	413.292	420.242
Power and distribution transformers, except parts.....		335311-1	12/99	327.423	329.040	338.914	340.513	-
Secondary products and miscellaneous receipts.....		335311-SM						
Motor and generator mfg.....	335312		06/83	271.739	272.118	274.108	277.505	277.509
Primary products.....		335312-P	06/83	270.193	270.794	272.275	276.162	276.162
Parts, supplies for motors, generators, generator sets, and other rotating equipment.....		335312-C	12/87	265.923	271.421	271.421	283.064	283.064
Other motors and generators n.e.c.....		335312-F	06/06	148.074	148.074	149.630	151.877	151.877
Fractional horsepower motors (rated at less than 746 watts) (except hermetics) ..		335312-1	06/83	207.576	207.576	209.020	210.586	210.586
Integral horsepower motors & generators other than for land transport equipment (exc hermetics).....		335312-3	06/83	418.675	418.675	418.675	418.694	418.694
Secondary products and miscellaneous receipts.....		335312-SM						
Miscellaneous receipts.....		335312-M	12/86	283.939	283.939	283.947	284.085	284.108
Secondary products.....		335312-S	06/83	253.685	253.685	263.101	263.101	263.158
Switchgear and switchboard apparatus mfg.....	335313		06/85	289.627	291.813	292.418	292.187	292.781
Primary products.....		335313-P	06/85	300.053	302.604	303.235	302.983	303.565
Switchgear, excluding ducts and relays.....		335313-A	06/85	336.680	337.861	339.087	338.537	338.843
Low voltage panelboards and distribution boards, 1000 volts or less.....		335313-3	06/85	252.899	258.416	258.471	258.439	260.202
Secondary products and miscellaneous receipts.....		335313-SM						
Relay and industrial control mfg.....	335314		06/85	257.638	268.725	270.341	271.014	271.218
Primary products.....		335314-P	06/85	272.877	287.069	288.879	289.198	289.340
Specific-purpose industrial controls.....		335314-C	01/19	117.714	122.875	122.875	123.130	123.376
General-purpose industrial controls.....		335314-F	01/19	126.490	133.513	134.364	134.520	134.520
Relays for electronic circuitry, industrial control overload and switchgear type.....		335314-1	06/90	208.187	221.506	225.683	225.683	-
Parts for industrial controls and motor-control accessories.....		335314-7	06/90	247.580	256.011	256.660	256.660	256.660
Secondary products and miscellaneous receipts.....		335314-SM						
Miscellaneous receipts.....		335314-M	06/85	285.162	285.162	285.162	289.180	289.180
Other electrical equipment & component mfg.....	3359		12/03	222.963	223.216	230.082	230.530	231.136
Storage battery mfg.....	33591		12/03	195.581	195.634	199.195	199.099	199.268
Battery mfg.....	335910		12/84	264.330	264.512	269.329	269.199	269.428
Primary products.....		335910-P	12/84	266.822	266.973	272.038	271.902	272.144
Storage batteries.....		335910-1	12/84	266.822	266.973	266.741	266.630	266.136
Storage batteries, lead acid type, BCI dimensional size group 8D or smaller.....		335910-11	12/84	256.920	256.920	256.574	256.409	255.672
Storage batteries, lead acid type, larger than BCI dimensional size group 8D.....		335910-12	12/84	313.084	313.957	313.957	313.957	313.957
Primary batteries.....		335910-2	12/80	255.162	255.065	276.903	276.692	279.286
Secondary products and miscellaneous receipts.....		335910-SM						
Secondary products.....		335910-S	12/84	297.965	300.876	300.876	300.876	-
Communication & energy wire & cable mfg.....	33592		12/03	273.040	273.806	276.902	283.258	282.956
Fiber optic cable mfg.....	335921		12/03	94.770	94.770	98.246	98.246	98.246
Primary products.....		335921-P	12/03	95.280	95.280	98.837	98.837	98.837
Fiber optic cable, made from purchased fiber optic strand.....		335921-0	12/03	95.280	95.280	98.837	98.837	98.837
Secondary products and miscellaneous receipts.....		335921-SM						
Other communication and energy wire mfg.....	335929		12/03	320.411	321.420	323.171	332.350	331.914
Primary products.....		335929-P	12/03	337.548	338.717	340.732	350.699	350.215
Electronic wire and cable, made of nonferrous metals (purchased wire).....		335929-A	12/82	311.875	311.875	319.595	329.064	328.031

See footnotes at end of table.

Table 11. Producer price indexes for net output of selected industries and their products, not seasonally adjusted — Continued
 [March 2023]

Title ¹	Industry code	Product code	Index base	Unadjusted index ²				
				Nov. 2022	Dec. 2022 ^P	Jan. 2023 ^P	Feb. 2023 ^P	Mar. 2023 ^P
Other communication and energy wire mfg - Continued								
Other insulated wire & cable, incl control & signal, made of nonferrous metals (purchased wire).....		335929-F	12/11	141.551	142.647	142.651	144.207	145.126
Power wire and cable, made from nonferrous metals (purchased wire).....		335929-1	12/82	493.558	497.285	492.784	511.611	509.825
Secondary products and miscellaneous receipts.....		335929-SM						
Wiring device mfg.....	33593		12/03	236.207	236.432	257.124	257.613	259.041
Current-carrying wiring device mfg.....	335931		12/81	239.053	239.581	284.173	285.449	288.749
Primary products.....		335931-P	12/81	229.328	229.945	274.751	276.036	279.125
Current-carrying wiring devices n.e.c.....		335931-A	06/06	131.526	131.616	183.491	184.249	185.600
Current-carrying switches for electrical circuitry (including vehicular switches).....		335931-1	12/99	167.539	167.601	168.700	168.982	174.101
Current-carrying wire connectors for electrical circuitry.....		335931-9	12/81	236.971	238.786	240.635	243.075	242.684
Secondary products and miscellaneous receipts.....		335931-SM						
Secondary products.....		335931-S	12/81	301.517	301.517	303.342	303.248	313.537
Noncurrent-carrying wiring device mfg.....	335932		12/81	608.820	608.864	612.000	611.598	611.331
Primary products.....		335932-P	12/81	621.151	621.206	624.828	624.363	624.055
Noncurrent-carrying electrical conduit and conduit fittings, incl. plastic conduit & fittings.....		335932-4	12/81	800.102	800.102	808.896	808.385	808.385
Other noncurrent-carrying wiring devices and supplies (boxes, covers, bar hangers, etc.).....		335932-6	12/81	—	—	508.196	507.195	505.961
Secondary products and miscellaneous receipts.....		335932-SM						
All other electrical equipment & component mfg.....	33599		12/03	168.235	168.256	167.404	164.955	165.562
Carbon and graphite product mfg.....	335991		06/85	223.578	226.751	225.089	226.465	229.629
Primary products.....		335991-P	06/85	236.942	240.530	238.743	240.163	243.551
Carbon and graphite products, including electrodes for electric arc furnaces.....		335991-0	06/85	236.942	240.530	238.743	240.163	243.551
Secondary products and miscellaneous receipts.....		335991-SM						
Miscellaneous receipts.....		335991-M	10/88	146.809	146.809	146.809	149.998	—
Miscellaneous electrical equipment mfg.....	335999		12/03	160.120	159.428	158.748	155.291	155.291
Primary products.....		335999-P	12/03	158.231	157.472	156.667	152.575	152.575
Rectifying apparatus.....		335999-3	12/85	203.699	203.699	206.407	206.407	206.407
All miscellaneous electrical equipment except rectifying apparatus.....		335999-4	06/08	142.031	141.185	140.150	136.040	136.040
Secondary products and miscellaneous receipts.....		335999-SM						
Transportation equipment manufacturing.....	336		12/03	137.599	137.976	138.625	138.842	139.147
Motor vehicle manufacturing.....	3361		12/03	123.711	124.129	124.526	124.537	124.471
Automobile and light truck manufacturing.....	33611		12/03	121.398	121.858	122.274	122.273	122.202
Automobile, light truck and utility vehicle mfg.....	336110		06/82	167.079	167.712	168.284	168.283	168.186
Primary products.....		336110-P	06/82	164.933	165.585	166.153	166.152	166.055
Passenger cars and chassis.....		336110-1	06/82	141.986	142.020	142.612	142.644	141.768
Trucks, truck tractors, & bus chassis 14,000 lb or less, incl. minivans & suvs.....		336110-2	06/82	194.444	195.763	196.402	196.390	196.530
Secondary products and miscellaneous receipts.....		336110-SM						
Heavy duty truck manufacturing.....	33612		12/03	158.232	158.242	158.398	158.559	158.560
Heavy duty truck mfg.....	336120		12/03	158.278	158.288	158.445	158.605	158.606
Primary products.....		336120-P	12/03	159.592	159.602	159.750	159.904	159.904
Trucks, truck tractors, and bus chassis (chassis of own manufacture) 14,001 to 33,000 lbs.....		336120-1	12/03	166.634	166.634	167.271	168.056	168.056
Buses, including military and firefighting vehicles (chassis of own manufacture).....		336120-3	12/03	166.499	166.546	166.618	166.618	166.618
Secondary products and miscellaneous receipts.....		336120-SM						
Motor vehicle body and trailer manufacturing.....	3362		12/03	201.377	201.439	201.226	201.508	202.686
Motor vehicle body and trailer manufacturing.....	33621		12/03	201.733	201.795	201.581	201.864	203.045
Motor vehicle body mfg.....	336211		12/82	327.615	327.944	330.891	334.363	341.945
Primary products.....		336211-P	12/82	323.401	323.740	326.867	330.549	338.173
Other truck and vehicle bodies, sold separately.....		336211-5	12/08	149.412	149.428	151.807	152.996	158.256
Dump truck bodies, for sale separately.....		336211-5A	12/08	184.492	184.492	184.492	182.058	172.967
All other truck and vehicle bodies, sold separately.....		336211-5B	12/08	144.648	144.648	148.008	150.203	159.701
Buses and firefighting vehicles, complete, produced on purchased chassis.....		336211-7	12/08	128.953	129.482	129.482	129.635	129.790
Other trucks and vehicles, complete, produced on purchased chassis.....		336211-9	12/08	159.450	159.567	159.098	159.154	159.500
Other trucks and vehicles, complete, produced on purchased chassis, except upfitting trucks.....		336211-91	09/15	141.807	141.937	140.859	140.987	141.782
Secondary products and miscellaneous receipts.....		336211-SM						
Secondary products.....		336211-S	12/82	278.704	279.409	279.409	279.618	285.326
Truck trailer mfg.....	336212		12/79	377.647	378.040	373.309	371.041	371.018
Primary products.....		336212-P	12/79	375.981	376.327	371.608	369.328	369.304
Truck trailers and chassis, axle rating 10,000 lbs or more.....		336212-1	12/79	361.167	361.560	356.617	354.314	354.289
Truck trailers and chassis, axle rating less than 10,000 lbs.....		336212-3	11/84	482.571	482.495	482.192	480.843	480.843
Secondary products and miscellaneous receipts.....		336212-SM						

See footnotes at end of table.

Table 11. Producer price indexes for net output of selected industries and their products, not seasonally adjusted — Continued
[March 2023]

Title ¹	Industry code	Product code	Index base	Unadjusted index ²				
				Nov. 2022	Dec. 2022 ^p	Jan. 2023 ^p	Feb. 2023 ^p	Mar. 2023 ^p
Truck trailer mfg - Continued								
Secondary products.....		336212-S1	05/21	141.501	142.913	143.060	143.062	143.114
Motor home mfg.....	336213		06/84	215.167	215.667	215.667	216.723	216.723
Primary products.....		336213-P	06/84	211.590	211.590	211.590	212.643	212.643
Motor homes built on purchased chassis.....		336213-0	06/06	126.143	126.143	126.143	126.770	126.770
Secondary products and miscellaneous receipts.....		336213-SM1						
Travel trailer and camper mfg.....	336214		12/03	208.738	208.462	208.469	208.337	208.154
Primary products.....		336214-P	12/03	209.955	209.694	209.693	209.571	209.401
Travel trailers.....		336214-1	06/84	280.445	280.445	280.445	280.445	280.583
Conventional travel trailers.....		336214-19	12/11	168.910	168.910	168.910	168.910	169.043
Automobile and light truck trailers.....		336214-3	12/92	269.735	268.213	268.207	267.327	265.416
Camping trailers, campers, pick-up covers, and parts.....		336214-5	06/84	343.869	343.869	343.869	343.869	344.148
Other parts and components, excluding appliances and furnishings.....		336214-53	06/84	344.468	344.468	344.468	344.468	344.468
Truck campers, caps, box covers, and fold-down camping trailers.....		336214-56	06/14	145.106	145.106	145.106	145.106	145.460
Secondary products and miscellaneous receipts.....		336214-SM						
Secondary products.....		336214-S	06/84	243.301	243.322	245.390	245.260	245.258
Motor vehicle parts manufacturing.....	3363		12/03	125.673	125.725	126.436	126.129	126.118
Motor vehicle gasoline engine and parts mfg.....	33631		12/03	127.481	127.628	127.386	127.416	127.599
Motor vehicle gasoline engine and engine parts mfg.....	336310		12/03	127.969	128.117	127.873	127.903	128.087
Primary products.....		336310-P	12/03	127.796	127.817	127.563	127.587	127.781
Gasoline engines and engine parts (excluding carburetors).....		336310-2	12/03	127.230	127.252	126.892	126.763	126.971
Carburetors, pistons, piston rings, and valves.....		336310-3	12/82	191.146	191.146	192.681	195.450	195.461
Secondary products and miscellaneous receipts.....		336310-SM						
Miscellaneous receipts.....		336310-M1	09/18	120.121	120.121	120.121	120.921	120.921
Secondary products.....		336310-S	12/11	116.088	117.239	117.239	117.356	117.334
Motor vehicle electric equipment.....	33632		12/03	120.357	120.331	120.895	121.003	121.102
Motor vehicle electrical and electronic equipment mfg.....	336320		12/03	119.900	119.873	120.435	120.542	120.641
Primary products.....		336320-P	12/03	113.865	113.836	114.316	114.418	114.504
Vehicular lighting equipment.....		336320-1	12/83	136.455	136.261	137.506	137.882	138.328
Other motor vehicle electrical and electronic equipment.....		336320-2	12/03	113.562	113.562	113.894	113.940	113.951
Battery charging alternators, generators, and regulators.....		336320-23	12/82	136.074	136.074	136.225	136.395	136.538
Parts for engine electrical and electronic equipment.....		336320-2A	12/82	164.380	164.380	163.887	163.887	163.887
All other miscellaneous non-engine electrical and electronic equipment.....		336320-2D	12/03	118.091	118.091	118.803	118.803	118.803
All other miscellaneous complete engine electrical equipment, including spark plugs.....		336320-2U	12/82	124.797	124.797	124.562	124.780	124.780
Secondary products and miscellaneous receipts.....		336320-SM						
Miscellaneous receipts.....		336320-M	12/03	136.890	136.890	138.610	138.700	139.084
Secondary products.....		336320-S	12/03	128.228	128.228	129.208	129.208	129.528
Motor vehicle steering and suspension parts.....	33633		12/03	111.504	111.747	109.327	109.370	110.484
Motor vehicle steering and suspension components (except spring) manufacturing.....	336330		12/03	111.293	111.535	109.121	109.163	110.275
Primary products.....		336330-P	12/03	107.948	108.304	105.881	105.881	107.054
Motor vehicle steering and suspension components (excluding spring), new and rebuilt.....		336330-0	12/99	107.751	108.106	105.687	105.687	106.859
Secondary and miscellaneous receipts.....		336330-SM						
Motor vehicle brake system manufacturing.....	33634		12/03	135.452	135.201	136.867	136.839	137.052
Motor vehicle brake system mfg.....	336340		12/03	135.427	135.176	136.850	136.822	137.032
Primary products.....		336340-P	12/03	136.156	135.808	137.874	137.845	137.913
Motor vehicle brake parts and assemblies, new.....		336340-1	12/88	145.039	144.639	145.482	145.448	145.527
Motor vehicle drum brake assemblies and parts, new.....		336340-1E	12/05	152.441	150.259	149.151	149.151	149.160
Motor vehicle disc brake assemblies and parts, new.....		336340-1F	12/11	128.166	128.166	130.515	130.515	130.515
Other motor vehicle brake parts and assemblies, new.....		336340-1G	12/99	121.576	121.642	122.567	122.500	122.649
Secondary products and miscellaneous receipts.....		336340-SM						
Motor vehicle power train components mfg.....	33635		12/03	132.209	132.194	134.465	134.581	135.065
Motor vehicle transmission and power train parts manufacturing.....	336350		12/03	130.640	130.625	132.870	132.984	133.462
Primary products.....		336350-P	12/03	125.130	125.116	127.302	127.408	127.860
Motor vehicle drive train components, excluding wheels and brakes, new.....		336350-2	12/88	128.422	128.408	130.748	130.862	131.351
Motor vehicle transmissions (except auxiliary and parts), new.....		336350-20	06/12	110.687	110.687	114.879	115.476	115.476
Parts for manual and automatic transmissions, new.....		336350-23	12/88	129.038	128.998	129.884	129.338	129.138
Other motor vehicle drive train components, except wheels and brakes, new.....		336350-25	12/99	97.597	97.567	97.187	97.026	98.553
Motor vehicle drive train components, rebuilt.....		336350-3	12/03	141.437	141.437	141.973	141.973	141.973
Secondary products and miscellaneous receipts.....		336350-SM						
Secondary products.....		336350-S	12/03	137.260	137.236	137.550	137.583	138.936
Motor vehicle seating and interior trim mfg.....	33636		12/03	113.902	114.064	115.086	114.440	114.516
Motor vehicle seating and interior trim mfg.....	336360		12/03	113.851	114.013	115.033	114.379	114.456

See footnotes at end of table.

Table 11. Producer price indexes for net output of selected industries and their products, not seasonally adjusted — Continued
[March 2023]

Title ¹	Industry code	Product code	Index base	Unadjusted index ²				
				Nov. 2022	Dec. 2022 ^p	Jan. 2023 ^p	Feb. 2023 ^p	Mar. 2023 ^p
Motor vehicle seating and interior trim mfg - Continued								
Primary products.....		336360-P	12/03	112.096	112.246	113.205	112.843	112.867
Automobile trimmings.....		336360-1	12/03	94.110	94.110	94.479	93.628	93.628
Seats for public conveyance and aircraft.....		336360-3	12/01	116.927	117.192	117.927	118.220	118.283
Secondary products and miscellaneous receipts.....		336360-SM						
Secondary products.....		336360-S	12/03	168.119	167.969	167.980	161.222	162.302
Motor vehicle metal stamping.....	33637		12/03	128.950	128.554	128.190	127.625	124.689
Motor vehicle metal stamping.....	336370		12/82	141.231	140.797	140.398	139.779	136.564
Primary products.....		336370-P	12/82	131.911	131.879	131.480	130.872	127.697
Automotive job stampings (truck, bus, and passenger car).....		336370-0	12/82	131.911	131.879	131.480	130.872	127.697
Secondary products and miscellaneous receipts.....		336370-SM						
Secondary products.....		336370-S	12/82	144.155	141.441	141.641	141.635	141.699
Other motor vehicle parts manufacturing.....	33639		12/03	124.725	124.991	126.324	125.534	125.974
Other motor vehicle parts mfg.....	336390		12/03	127.205	127.476	128.835	128.030	128.478
Primary products.....		336390-P	12/03	124.626	124.927	126.262	125.456	125.905
Filters, new, internal combustion engines and motor vehicles.....		336390-A	12/82	188.017	188.017	188.017	188.017	188.017
Motor vehicle air-conditioning systems and compressors.....		336390-B	12/03	103.188	103.188	103.188	102.515	102.494
All other motor vehicle parts and accessories, including trailer hitches.....		336390-8	12/03	112.311	112.884	115.378	115.622	116.431
Secondary products and miscellaneous receipts.....		336390-SM						
Miscellaneous receipts.....		336390-M	12/11	122.662	122.662	122.662	121.379	121.379
Secondary products.....		336390-S	12/11	126.585	126.667	128.279	128.148	128.443
Aerospace product and parts manufacturing.....	3364		06/85	258.677	259.645	261.268	262.886	264.078
Aerospace product and parts manufacturing.....	33641		06/85	258.677	259.645	261.268	262.886	264.078
Aircraft mfg.....	336411		12/85	268.857	270.108	271.703	272.963	274.450
Primary products.....		336411-P	12/85	257.542	258.848	260.063	261.343	262.785
Civilian aircraft.....		336411-3	12/85	318.188	320.158	322.294	324.543	327.076
Military aircraft.....		336411-4	06/13	104.610	104.610	104.610	104.610	104.610
Modification, conversion, and overhaul of previously accepted aircraft.....		336411-5	12/85	145.710	148.786	-	-	-
Secondary products and miscellaneous receipts.....		336411-SM						
Secondary products.....		336411-S	12/85	-	-	477.647	477.647	479.850
Aircraft engine and engine parts mfg.....	336412		12/85	253.978	254.568	256.555	256.932	257.119
Primary products.....		336412-P	12/85	250.909	252.004	253.736	254.141	254.267
Aeronautical services on aircraft engines.....		336412-5	12/85	250.531	250.531	258.335	258.335	258.335
Aircraft engine parts and accessories.....		336412-7	12/85	260.538	262.699	263.546	263.985	264.217
Parts and accessories for military aircraft engines.....		336412-75	12/11	123.742	123.742	123.782	124.400	124.642
Parts and accessories for civilian aircraft engines.....		336412-77	12/11	114.637	115.808	116.352	116.350	116.389
Secondary products and miscellaneous receipts.....		336412-SM						
Secondary products.....		336412-S	12/85	240.088	240.088	242.457	242.617	246.148
Other aircraft parts and equipment mfg.....	336413		06/85	197.879	197.880	199.415	203.998	204.306
Primary products.....		336413-P	06/85	193.700	193.665	194.817	199.304	199.568
Aircraft propellers and helicopter rotors.....		336413-1	12/91	220.191	220.388	220.725	220.725	220.725
Aircraft parts and auxiliary equipment.....		336413-7	06/85	185.263	185.203	186.391	191.121	191.399
Aircraft landing gear for civilian and military aircraft.....		336413-72	06/08	169.118	169.118	187.527	187.527	187.527
Other aircraft subassemblies and parts for military aircraft.....		336413-73	06/08	124.138	124.268	124.284	124.284	124.507
Other aircraft subassemblies and parts for civilian aircraft.....		336413-74	06/08	108.912	108.778	108.944	112.569	112.745
Secondary products and miscellaneous receipts.....		336413-SM						
Secondary products.....		336413-S	06/85	227.806	228.412	239.631	246.395	248.643
Railroad rolling stock manufacturing.....	3365		06/84	226.223	226.606	226.514	227.868	229.825
Railroad rolling stock manufacturing.....	33651		06/84	226.300	226.684	226.592	227.946	229.904
Railroad rolling stock mfg.....	336510		06/84	226.105	226.485	226.394	227.747	229.703
Primary products.....		336510-P	06/84	232.743	232.859	232.662	234.194	236.102
Street, subway, trolley, and rapid transit cars, and railway maintenance equipment and parts.....		336510-5	06/84	188.378	188.767	188.423	189.663	191.209
Railway maintenance of way equipment & parts, parts for all railcars, & other railway vehicles.....		336510-54	06/84	189.821	190.261	189.836	191.086	192.644
Air brake and other brake equipment.....		336510-541	06/84	127.301	127.301	126.581	128.470	-
Secondary products and miscellaneous receipts.....		336510-SM						
Miscellaneous receipts.....		336510-M	06/84	162.143	164.750	164.750	164.750	164.750
Secondary products.....		336510-S1	12/11	112.108	112.108	113.241	113.276	113.551
Ship and boat building.....	3366		12/84	267.944	269.153	270.972	271.594	271.950
Ship and boat building.....	33661		12/84	267.954	269.164	270.983	271.605	271.961
Ship building and repairing.....	336611		12/85	234.935	236.161	238.091	238.668	238.994
Primary products.....		336611-P	12/85	224.405	225.664	227.540	228.125	228.450
Ship repair, nonmilitary.....		336611-A	12/85	276.776	284.670	295.218	303.112	303.536

See footnotes at end of table.

Table 11. Producer price indexes for net output of selected industries and their products, not seasonally adjusted — Continued
 [March 2023]

Title ¹	Industry code	Product code	Index base	Unadjusted index ²				
				Nov. 2022	Dec. 2022 ^P	Jan. 2023 ^P	Feb. 2023 ^P	Mar. 2023 ^P
Ship building and repairing - Continued								
Military self-propelled ships, new construction.....		336611-5	12/85	189.835	189.983	190.650	189.555	189.555
Ship repair, military.....		336611-8	12/85	202.280	202.927	204.346	205.440	205.440
Nonmilitary self-propelled ships, new construction.....		336611-9	12/85	403.048	400.141	400.141	400.141	405.674
Secondary products and miscellaneous receipts.....		336611-SM2						
Boat building.....	336612		12/81	368.510	369.437	370.817	371.569	372.010
Primary products.....		336612-P	12/81	367.397	368.418	369.815	370.576	370.983
Outboard motorboats, including commercial and military (except sailboats and lifeboats).....		336612-1	12/81	443.724	445.052	445.595	446.350	446.830
Outboard motorboats, wood or metal, incl. comm. and military (exc. sailboats and lifeboats).....		336612-11	06/11	173.046	173.376	173.705	174.034	174.371
Outboard motorboats, plastics/fiberglass, incl. comm. and mil. (exc. sailboats and lifeboats).....		336612-14	06/11	165.904	166.562	166.703	166.968	167.069
Inboard motorboats, including commercial and military (except sailboats and lifeboats).....		336612-3	12/81	354.034	355.972	352.916	354.899	356.427
Inboard cabin cruisers, including commercial and military (except sailboats and lifeboats).....		336612-31	06/11	142.211	143.921	143.921	145.125	146.052
Other inboard motorboats, including commercial and military (except sailboats and lifeboats).....		336612-32	06/11	153.633	153.633	149.682	149.682	149.682
Inboard-outdrive boats, including commercial and military (except sailboats and lifeboats).....		336612-5	12/81	288.448	288.448	288.448	289.782	289.782
All other inboard-outdrive boats, incl. comm. and military (except sailboats and lifeboats).....		336612-52	06/11	137.574	137.574	137.574	138.211	138.211
All other boats (excluding military and commercial).....		336612-8	12/81	279.057	279.057	297.763	297.763	297.763
Secondary products and miscellaneous receipts.....		336612-SM						
Miscellaneous receipts.....		336612-M	12/88	325.556	325.556	325.556	325.556	325.556
Other transportation equipment manufacturing.....	3369		12/03	125.679	125.771	128.243	128.248	129.301
Other transportation equipment manufacturing.....	33699		12/03	125.679	125.771	128.243	128.248	129.301
Motorcycle, bicycle, and parts mfg.....	336991		12/84	158.970	159.222	159.740	159.740	162.829
Primary products.....		336991-P	12/84	164.365	164.634	165.172	165.172	168.335
Motorcycles, including three-wheel motorbikes, motorscooters, mopeds, and parts.....		336991-3	12/84	183.629	183.967	184.690	184.690	188.939
Bicycles, including parts (excluding children's 2-wheel sidewalk cycles).....		336991-4	12/84	175.802	175.878	175.878	175.878	175.878
Cycles, all types, tubular construction.....		336991-42	12/98	147.029	147.061	147.061	147.061	147.061
Parts for bicycles, unicycles, and adult tricycles.....		336991-45	12/84	182.565	182.677	182.677	182.677	182.677
Secondary products and miscellaneous receipts.....		336991-SM						
Secondary products.....		336991-S	12/84	167.819	167.819	167.819	167.819	175.059
All other transportation equipment mfg.....	336999		12/03	127.656	127.667	131.762	131.771	131.771
Primary products.....		336999-P	12/03	125.724	125.736	129.901	129.910	129.910
All-terrain vehicles and parts.....		336999-4	06/08	111.155	111.063	118.511	118.542	118.543
All other miscellaneous transportation equipment.....		336999-6	06/08	119.044	119.328	122.694	122.692	122.692
Secondary products and miscellaneous receipts.....		336999-SM						
Secondary products.....		336999-S	12/03	172.726	172.726	172.726	172.726	172.726
Furniture & related product mfg.....	337		12/84	265.053	266.769	267.068	268.246	269.114
HH & institutional furniture & kitchen cabinet mfg.....	3371		12/84	251.306	252.770	253.588	254.524	254.994
Wood kitchen cabinet & countertop mfg.....	33711		12/03	155.570	157.386	157.386	157.386	157.386
Wood kitchen cabinet and countertop mfg.....	337110		06/84	262.662	265.729	265.729	265.729	265.729
Primary products.....		337110-P	12/03	155.983	157.737	157.737	157.737	157.737
Custom wood kitchen cabinets, bathroom vanities, and related cabinet sold directly to customers.....		337110-H	03/04	144.342	145.450	145.450	145.450	145.450
Stock wood kitchen cabinets and related cabinetwork for permanent installation. ...		337110-1	06/84	245.928	245.928	245.928	245.928	245.928
Custom wood kitchen cabinets and related cabinetwork not sold direct to customer at retail.....		337110-4	06/84	324.330	-	-	-	-
Secondary products and miscellaneous receipts.....		337110-SM						
Household & institutional furniture mfg.....	33712		12/03	177.902	178.486	179.378	180.400	180.911
Upholstered household furniture mfg.....	337121		06/82	265.459	265.827	265.728	267.256	268.089
Primary products.....		337121-P	06/82	257.788	258.148	257.974	259.413	260.264
Upholstered household furniture, excl. dual-purpose sleep furniture.....		337121-1	06/82	253.833	254.204	254.010	255.702	256.591
Upholstered household sofas, davenports, settees, and loveseats, except custom.....		337121-11	06/82	257.275	257.726	257.456	259.603	260.386
Upholstered household sectional sofa pieces, except custom.....		337121-12	12/87	208.262	208.091	208.035	209.448	209.780
Upholstered household rocking chairs, including swivel rockers, except custom.....		337121-13	06/82	225.750	227.710	227.687	227.693	237.341
Other upholstered household furniture, including custom sold at retail.....		337121-15	06/05	186.989	187.540	187.467	188.153	188.267
Dual-purpose sleep furniture incl. futon, conv. sofa, jackknife & chair beds, except custom.....		337121-4	06/89	285.709	285.825	285.763	285.763	286.415
Secondary products and miscellaneous receipts.....		337121-SM						
Miscellaneous receipts.....		337121-M	06/05	221.025	221.025	221.025	221.025	221.025

See footnotes at end of table.

Table 11. Producer price indexes for net output of selected industries and their products, not seasonally adjusted — Continued
 [March 2023]

Title ¹	Industry code	Product code	Index base	Unadjusted index ²				
				Nov. 2022	Dec. 2022 ^P	Jan. 2023 ^P	Feb. 2023 ^P	Mar. 2023 ^P
Upholstered household furniture mfg - Continued								
Nonupholstered wood household furniture mfg.....	337122		12/79	330.230	330.267	341.547	344.456	346.821
Primary products.....		337122-P	12/79	352.930	352.930	362.144	365.448	368.719
Wood dining room, kitchen, outdoor, and ready-to-assemble furniture, excl. cabinets and custom.....		337122-G	12/22	—	100.000	106.467	106.239	109.063
Custom nonupholstered wood household furniture sold direct, excl. kitchen cabinets and vanities.....		337122-J	06/12	107.808	107.808	—	—	—
Wood household den, family room, library, and living room furniture, except custom.....		337122-1	12/79	348.907	348.907	355.094	357.675	357.675
Wood bedroom furniture, including infants' and children's, except custom.....		337122-8	12/79	355.526	355.526	357.099	358.524	358.524
Secondary products and miscellaneous receipts.....		337122-SM						
Secondary products.....		337122-S	12/79	229.947	230.111	271.914	276.559	276.481
Household furniture (except wood and upholstered) mfg.....	337126		06/84	259.532	264.835	265.302	266.920	266.827
Primary products.....		337126-P	06/84	251.048	257.159	257.340	258.487	258.659
Metal dining room and kitchen furniture, incl. padded and plain chairs and stools..		337126-1	06/84	191.679	208.199	208.199	207.573	210.122
Metal outdoor and casual furniture, incl. beach, lawn, garden and porch.....		337126-3	06/84	368.197	368.197	368.197	368.197	368.197
Nonupholstered household furniture (except wood and metal).....		337126-6	12/85	140.601	140.601	141.036	—	—
Secondary products and miscellaneous receipts.....		337126-SM						
Secondary products.....		337126-S	06/84	294.754	297.249	300.398	306.319	—
Institutional furniture mfg.....	337127		12/03	203.631	204.131	204.378	205.077	205.360
Primary products.....		337127-P	12/03	205.671	206.192	206.408	207.144	207.422
Other institutional furniture.....		337127-B	12/11	152.003	152.374	152.721	152.784	153.363
School furniture (except stone and concrete), excl. library furniture.....		337127-1	12/84	368.468	368.468	369.166	370.557	370.557
Public building and related furniture, excl. bar, bowling, cafeteria, restaurant and school.....		337127-5	12/84	302.783	303.629	303.629	305.909	306.070
Public furniture (bar, bowling center, cafeteria, and restaurant).....		337127-8	12/03	196.848	197.870	197.870	197.870	197.870
Secondary products and miscellaneous receipts.....		337127-SM						
Miscellaneous receipts.....		337127-M	12/03	198.580	198.580	202.379	202.379	202.379
Secondary products.....		337127-S	12/03	177.369	178.037	177.942	177.719	178.421
Office furniture (including fixtures) mfg.....	3372		12/03	195.886	197.892	196.484	197.727	199.078
Office furniture (including fixtures) mfg.....	33721		12/03	195.886	197.892	196.484	197.727	199.079
Wood office furniture mfg.....	337211		06/85	265.966	265.778	266.158	269.533	270.350
Primary products.....		337211-P	06/85	258.717	258.626	258.872	262.547	263.460
Wood office furniture panel systems, desking systems, and other wood office furniture.....		337211-A	06/98	156.257	156.257	156.257	156.257	156.813
Wood office seating, including upholstered.....		337211-1	06/98	183.515	183.515	184.264	189.909	190.049
Wood office desks and desk extensions.....		337211-4	06/85	309.412	309.021	309.021	315.866	317.227
Wood office files, storage units, and tables.....		337211-7	06/98	180.761	180.761	180.761	181.155	182.058
Secondary products and miscellaneous receipts.....		337211-SM						
Secondary products.....		337211-S	06/85	291.855	291.075	292.704	292.575	292.305
Custom architectural woodwork and millwork.....	337212		12/03	171.877	171.877	172.701	175.391	175.391
Primary products.....		337212-P	12/03	168.089	168.089	168.924	171.604	171.604
Custom architectural woodwork, millwork, and fixtures.....		337212-0	12/03	168.089	168.089	168.924	171.604	171.604
Secondary products and miscellaneous receipts.....		337212-SM						
Office furniture, except wood, mfg.....	337214		12/79	406.474	410.741	411.426	412.705	414.624
Primary products.....		337214-P	12/79	406.788	411.722	412.355	413.656	415.609
Office seating, including upholstered, except wood.....		337214-1	12/79	286.904	300.698	299.864	299.193	297.796
Office files, storage units, and tables, except wood.....		337214-7	06/95	210.430	212.363	215.180	215.216	219.500
Secondary products and miscellaneous receipts.....		337214-SM						
Showcases, partitions, shelving, and lockers mfg.....	337215		12/03	212.867	217.644	210.625	210.304	214.110
Primary products.....		337215-P	12/03	189.944	194.150	187.881	187.534	190.990
Storage racks and accessories, except wood.....		337215-E	12/83	289.036	268.551	251.373	251.373	278.258
Fixtures (bank, office, and store), except wood.....		337215-G	12/83	302.463	312.922	316.863	314.865	314.865
Wood furniture dimensions and nonwood furniture parts and frames.....		337215-L	12/06	171.267	178.095	178.686	173.442	176.103
Secondary products and miscellaneous receipts.....		337215-SM						
Other furniture related product mfg.....	3379		12/03	177.478	177.578	179.554	179.760	179.876
Mattress mfg.....	33791		12/03	177.590	177.699	180.054	180.343	180.464
Mattress mfg.....	337910		06/83	248.824	248.976	252.276	252.681	252.851
Primary products.....		337910-P	06/83	246.529	246.689	250.021	250.470	250.641
Mattress and foundation sets.....		337910-E	12/03	134.931	134.931	134.931	134.931	134.931
Innerspring mattresses, excluding crib-size.....		337910-1	01/04	204.724	204.724	210.031	210.556	210.556
Other mattresses, including crib, foam, waterbed mattresses and mattress inserts.....		337910-4	06/83	243.655	244.463	249.129	250.191	250.191
Foundations, excl. innerspring units, hybrid-type flotation, ensembles, and adjustable units.....		337910-7	12/03	212.897	212.897	213.300	213.300	214.854
Secondary products and miscellaneous receipts.....		337910-SM						

See footnotes at end of table.

Table 11. Producer price indexes for net output of selected industries and their products, not seasonally adjusted — Continued
[March 2023]

Title ¹	Industry code	Product code	Index base	Unadjusted index ²				
				Nov. 2022	Dec. 2022 ^P	Jan. 2023 ^P	Feb. 2023 ^P	Mar. 2023 ^P
Mattress mfg - Continued								
Blind & shade mfg.	33792		12/03	193.863	193.935	194.996	194.983	195.094
Blind and shade mfg.	337920		06/84	294.307	294.417	296.027	296.008	296.176
Primary products.....		337920-P	06/84	309.602	309.602	311.327	311.327	311.489
Other blinds and shades, including curtain and drapery fixtures, poles and rods.		337920-8	06/84	—	—	228.676	228.676	228.676
Secondary products and miscellaneous receipts.....		337920-SM						
Miscellaneous mfg.	339		12/03	141.341	141.738	143.415	143.434	143.974
Medical equipment & supplies mfg.	3391		12/03	128.693	129.071	130.764	130.781	131.608
Medical equipment & supplies mfg.	33911		12/03	128.695	129.073	130.766	130.783	131.610
Surgical and medical instrument mfg.	339112		06/82	148.120	148.334	150.364	150.196	151.371
Primary products.....		339112-P	06/82	149.308	149.540	151.539	151.355	152.576
Surgical and medical instruments.....		339112-0	06/82	143.086	143.308	145.224	145.048	146.218
Surgical and orthopedic instruments.....		339112-01	06/12	113.124	113.124	113.532	113.532	116.041
Surgical and medical catheters.....		339112-05	06/82	115.970	116.445	116.353	116.204	116.734
Other surgical and medical apparatus and instruments, excluding parts.....		339112-06	06/12	100.667	101.087	104.849	104.495	104.495
Parts for surgical and medical apparatus and instruments.....		339112-09	06/12	111.206	111.206	112.532	112.532	113.999
Secondary products and miscellaneous receipts.....		339112-SM						
Secondary products.....		339112-S	10/82	126.574	126.574	126.635	126.796	127.405
Surgical appliance and supplies mfg.	339113		06/83	231.509	231.646	235.549	235.422	236.954
Primary products.....		339113-P	06/83	236.773	236.959	241.289	241.132	242.809
Medical and surgical appliances and supplies, incl. orthopedic, prosthetic, and therapeutic.....		339113-2	06/83	226.009	226.239	228.801	228.574	230.387
Artificial joints and limbs.....		339113-21	06/83	—	—	333.210	330.087	334.613
Other orthopedic and prosthetic appliances.....		339113-22	12/03	99.458	99.458	100.256	100.256	101.868
Other medical and surgical appliances and supplies.....		339113-27	12/03	138.486	138.663	140.602	140.736	141.430
Hospital beds and specialized hospital furniture.....		339113-4	12/11	125.224	125.224	—	—	139.455
Personal industrial and nonindustrial safety equipment and clothing.....		339113-6	06/83	290.192	290.192	290.783	290.977	292.780
Secondary products and miscellaneous receipts.....		339113-SM						
Miscellaneous receipts.....		339113-M	07/88	236.631	236.539	—	—	—
Secondary products.....		339113-S	06/83	165.596	165.660	166.092	166.239	166.578
Dental equipment and supplies mfg.	339114		06/85	446.217	454.011	455.626	457.478	458.382
Primary products.....		339114-P	06/85	425.625	433.261	434.909	436.912	437.399
Dental professional equipment and supplies.....		339114-1	06/97	196.369	199.892	201.666	202.272	202.372
Professional dental equipment.....		339114-11	06/85	311.355	323.951	—	328.501	328.493
Professional dental supplies.....		339114-12	06/85	285.582	285.582	287.665	287.716	288.167
Secondary products and miscellaneous receipts.....		339114-SM						
Miscellaneous receipts.....		339114-M	06/85	301.385	304.844	—	—	308.100
Ophthalmic goods mfg.	339115		12/83	170.946	172.773	172.773	174.099	174.099
Primary products.....		339115-P	12/83	167.790	169.804	169.804	171.007	171.007
Secondary products and miscellaneous receipts.....		339115-SM						
Other miscellaneous mfg.	3399		12/85	212.421	212.983	215.175	215.202	215.360
Jewelry & silverware mfg.	33991		12/85	253.214	254.980	259.476	257.168	258.162
Jewelry and silverware mfg.	339910		12/11	119.418	120.251	122.372	121.283	121.752
Primary products.....		339910-P	12/11	119.376	120.303	122.453	121.344	121.821
Jewelry, gold and platinum.....		339910-1	12/85	262.382	264.317	268.777	263.082	265.394
Costume jewelry and novelties.....		339910-4	12/03	155.091	155.091	161.473	162.920	162.920
All other jewelry and personal goods (excluding costume).....		339910-8	12/11	117.687	118.420	118.763	119.153	118.605
Secondary products and miscellaneous receipts.....		339910-SM						
Miscellaneous receipts.....		339910-M	12/11	127.401	127.534	127.674	127.674	127.674
Sporting & athletic goods mfg.	33992		12/03	137.067	137.124	138.875	139.179	139.179
Sporting and athletic goods mfg.	339920		12/85	167.854	167.922	170.067	170.440	170.440
Primary products.....		339920-P	12/85	163.697	163.824	165.975	166.362	166.362
Other sporting and athletic goods.....		339920-A	12/85	173.134	173.134	175.256	176.243	176.243
Golf equipment, excluding apparel and shoes.....		339920-4	12/85	80.702	80.924	83.338	83.338	83.338
Playground equipment.....		339920-5	06/92	421.429	421.429	430.714	430.714	430.714
Gymnasium and exercise equipment.....		339920-7	06/92	152.809	152.809	152.809	152.809	152.809
Secondary products and miscellaneous receipts.....		339920-SM						
Secondary products.....		339920-S	12/85	259.567	250.995	252.298	250.670	250.670
Doll, toy & game mfg.	33993		12/03	157.892	157.892	159.437	159.437	159.437
Doll, toy, and game mfg.	339930		06/85	190.746	190.746	192.566	192.566	192.566
Primary products.....		339930-P	06/85	185.756	185.756	188.869	188.869	188.869
Models (operating & static), craft kits/supply, natural science kits, & collectors' miniatures.....		339930-6	06/85	270.544	270.544	271.906	271.906	271.906
Other nonelectronic toys, including parts.....		339930-8	06/85	190.348	190.348	196.346	196.346	196.346

See footnotes at end of table.

Table 11. Producer price indexes for net output of selected industries and their products, not seasonally adjusted — Continued
[March 2023]

Title ¹	Industry code	Product code	Index base	Unadjusted index ²				
				Nov. 2022	Dec. 2022 ^p	Jan. 2023 ^p	Feb. 2023 ^p	Mar. 2023 ^p
Doll, toy, and game mfg - Continued								
Secondary products and miscellaneous receipts.....		339930-SM						
Office supplies (exc paper) mfg.....	33994		12/85	187.549	187.546	189.960	192.736	192.179
Office supplies, except paper, mfg.....	339940		12/11	128.334	128.332	129.983	131.883	131.502
Primary products.....		339940-P	12/11	124.424	124.424	125.844	127.809	127.414
Pens, mechanical pencils, markers, and associated parts.....		339940-1	12/85	204.668	204.668	204.668	208.861	—
Lead pencils, art goods, office supplies & small office equipment, excluding paper.....		339940-2	12/03	147.038	147.038	149.590	150.818	150.818
Marking devices.....		339940-3	12/85	181.939	181.939	185.510	185.572	187.165
Secondary products and miscellaneous receipts.....		339940-SM						
Miscellaneous receipts.....		339940-M	12/11	145.154	145.154	153.322	153.322	153.322
Secondary Products.....		339940-S	12/11	—	—	—	—	—
Sign mfg.....	33995		12/03	155.963	156.598	157.907	157.907	157.940
Sign mfg.....	339950		12/85	226.686	227.609	229.512	229.512	229.560
Primary products.....		339950-P	12/85	225.549	226.596	228.282	228.282	228.282
Electric signs and displays, including trade show exhibits.....		339950-1	12/85	196.064	196.064	196.064	196.064	—
Nonelectric signs and displays, including trade show exhibits.....		339950-4	12/85	268.034	270.217	273.882	273.882	273.882
Secondary products and miscellaneous receipts.....		339950-SM						
All other misc mfg.....	33999		12/03	159.938	160.289	161.609	161.660	161.802
Gasket, packing, and sealing device mfg.....	339991		12/85	225.261	227.243	232.618	232.611	233.015
Primary products.....		339991-P	12/85	232.525	234.913	240.554	240.554	240.976
Compression packing.....		339991-1	12/85	298.891	298.891	308.657	308.657	308.657
Molded packing and seals.....		339991-2	06/07	142.682	143.901	145.403	145.403	145.403
Nonmetallic gaskets and gasketing.....		339991-3	12/85	264.132	267.125	276.230	276.230	277.654
Metallic gaskets and machined seals.....		339991-7	12/85	283.101	283.101	283.699	283.699	283.699
Rotary oil seals.....		339991-9	12/90	167.705	180.362	186.365	186.365	186.365
Secondary products and miscellaneous receipts.....		339991-SM						
Miscellaneous receipts.....		339991-M	06/97	143.648	143.648	145.515	145.515	145.515
Secondary products.....		339991-S	12/85	162.821	163.041	167.611	167.480	168.064
Musical instrument mfg.....	339992		06/85	277.273	276.812	277.710	278.930	278.930
Primary products.....		339992-P	06/85	278.125	277.627	278.447	279.677	279.677
Nonelectronic pianos, organs, and nonelectronic pianos and organ parts, excluding benches.....		339992-A	12/09	163.013	163.013	163.013	163.013	163.013
Other musical instruments and parts.....		339992-7	06/85	264.933	264.384	265.276	266.615	266.615
Other electronic musical instruments, excluding electronic organs.....		339992-71	12/09	149.088	147.586	147.586	147.586	147.586
Other nonelectronic musical instruments.....		339992-72	06/99	151.793	151.793	152.505	152.505	152.505
Parts and accessories for other musical instruments, sold separately, excl. benches & cases.....		339992-73	06/85	213.104	213.104	214.822	—	—
Secondary products and miscellaneous receipts.....		339992-SM						
Miscellaneous receipts.....		339992-M	06/85	273.189	273.189	289.817	289.817	289.817
Fastener, button, needle, and pin mfg.....	339993		12/85	240.502	241.116	241.116	241.116	241.116
Primary products.....		339993-P	12/85	246.206	246.903	246.903	246.903	246.903
Fasteners, zippers, buttons, needles, pins, and buckles (except precious metal) ..		339993-0	12/85	246.206	246.903	246.903	246.903	246.903
Secondary products and miscellaneous receipts.....		339993-SM						
Broom, brush, and mop mfg.....	339994		12/85	210.153	209.330	210.713	212.769	212.769
Primary products.....		339994-P	12/85	211.435	211.435	212.863	214.860	214.860
Brooms, mops and dusters.....		339994-1	12/85	248.567	248.567	249.647	249.807	249.807
Mops and dusters, including refills.....		339994-13	06/07	139.640	139.640	139.640	139.640	139.640
Paint and varnish brushes, paint holders, pads, roller frames and rollers.....		339994-3	12/85	178.924	178.924	182.158	184.712	184.712
Paint and varnish brushes.....		339994-31	06/07	126.903	126.903	131.730	133.132	133.132
Paint holders, pads, roller frames and rollers.....		339994-32	06/07	111.510	111.510	111.603	113.506	113.506
Other types of brushes.....		339994-5	12/85	215.925	215.925	217.026	219.780	219.780
Personal brushes.....		339994-51	06/07	107.239	107.239	107.239	107.239	107.239
All other types of brushes, except personal.....		339994-52	06/07	163.072	163.072	164.459	167.927	167.927
Secondary and miscellaneous receipts.....		339994-SM						
Burial casket mfg.....	339995		12/84	471.719	471.719	487.593	487.593	487.593
Primary products.....		339995-P	12/84	472.120	472.120	488.367	488.367	488.367
Metal burial caskets and coffins, completely lined and trimmed, adult sizes only. ..		339995-1	12/84	504.921	504.921	504.921	504.921	504.921
Secondary products and miscellaneous receipts.....		339995-SM						
All other miscellaneous mfg.....	339999		12/85	206.932	207.132	207.250	206.840	207.011
Primary products.....		339999-P	12/85	217.953	218.175	218.282	218.142	218.328
Mirror and picture frames and framed pictures.....		339999-E	06/84	251.186	251.186	251.186	251.186	251.186
All other miscellaneous fabricated products, incl. fire extinguishers and umbrellas.....		339999-L	12/85	262.235	262.628	262.811	262.571	262.889
Candles, including tapers.....		339999-5	12/85	206.959	206.959	206.959	206.959	206.959
Secondary products and miscellaneous receipts.....		339999-SM						

See footnotes at end of table.

Table 11. Producer price indexes for net output of selected industries and their products, not seasonally adjusted — Continued
 [March 2023]

Title ¹	Industry code	Product code	Index base	Unadjusted index ²				
				Nov. 2022	Dec. 2022 ^P	Jan. 2023 ^P	Feb. 2023 ^P	Mar. 2023 ^P
All other miscellaneous mfg - Continued								
Secondary products.....		339999-S	12/85	179.894	180.280	179.283	173.145	173.286
Services industries								
Merchant wholesalers, durable goods.....	423		06/04	192.572	196.332	198.998	197.380	194.326
Motor vehicle and parts merchant wholesalers.....	4231		05/19	133.745	149.221	145.580	145.221	134.457
Motor vehicle and parts merchant wholesalers.....	42310		05/19	133.745	149.221	145.582	145.223	134.462
Motor vehicle and parts merchant wholesalers.....	423100		05/19	133.734	149.189	145.548	145.189	134.426
Primary services.....		423100-P	02/09	171.634	193.005	188.117	187.636	173.210
Motor vehicle and parts wholesaler services.....		423100-1	02/09	171.634	193.005	188.117	187.636	173.210
Furniture and home furnishing merchant wholesalers.....	4232		05/19	142.056	143.191	144.660	142.691	142.691
Furniture and home furnishing merchant wholesalers.....	42320		05/19	142.056	143.191	144.660	142.691	142.691
Furniture and home furnishing merchant wholesalers.....	423200		05/19	142.072	143.210	144.678	142.709	142.709
Primary services.....		423200-P	02/09	155.620	156.930	158.546	156.380	156.380
Furniture and home furnishing wholesaler services.....		423200-1	02/09	155.620	156.930	158.546	156.380	156.380
Lumber and other construction materials merchant wholesalers.....	4233		05/19	152.843	148.931	147.490	142.553	140.879
Lumber and other construction materials merchant wholesalers.....	42330		05/19	152.843	148.931	147.490	142.553	140.879
Lumber and other construction materials merchant wholesalers.....	423300		05/19	152.789	148.892	147.458	142.541	140.874
Primary services.....		423300-P	02/09	163.174	158.869	157.246	151.927	150.119
Lumber and other construction material wholesaler services.....		423300-1	02/09	163.174	158.869	157.246	151.927	150.119
Other receipts.....		423300-SM	05/19	—	—	141.568	140.266	140.063
Professional and commercial equipment and supplies merchant wholesalers.....	4234		05/19	114.445	113.138	118.838	117.022	122.033
Professional and commercial equipment and supplies merchant wholesalers.....	42340		05/19	114.445	113.138	118.838	117.022	122.033
Professional and commercial equipment and supplies merchant wholesalers.....	423400		05/19	114.694	113.357	119.051	117.237	122.287
Primary services.....		423400-P	02/09	140.637	138.617	146.594	144.052	148.512
Professional and commercial equipment and supplies wholesaler services.....		423400-1	02/09	140.637	138.617	146.594	144.052	148.512
Metal and mineral (except petroleum) merchant wholesalers.....	4235		05/19	145.284	131.380	153.327	156.450	154.971
Metal and mineral (except petroleum) merchant wholesalers.....	42350		05/19	145.284	131.380	153.327	156.450	154.971
Metal and mineral (except petroleum) merchant wholesalers.....	423500		05/19	145.425	131.447	153.407	156.528	155.016
Primary services.....		423500-P	02/09	212.564	190.677	222.555	227.054	224.336
Metals and minerals wholesaler services.....		423500-1	02/09	212.564	190.677	222.555	227.054	224.336
Household appliances and electrical and electronic goods merchant wholesalers.....	4236		05/19	135.446	139.490	139.742	138.406	134.902
Household appliances and electrical and electronic goods merchant wholesalers.....	42360		05/19	135.446	139.490	139.742	138.406	134.902
Household appliances and electrical and electronic goods merchant wholesalers.....	423600		05/19	135.404	139.532	139.790	138.443	134.933
Primary services.....		423600-P	02/09	152.617	156.197	157.176	154.485	150.017
Household appliances, electrical, and electronics wholesaler services.....		423600-1	02/09	152.617	156.197	157.176	154.485	150.017
Hardware, plumbing and heating equipment and supplies merchant wholesalers.....	4237		05/19	120.595	122.799	119.154	119.755	118.856
Hardware, plumbing and heating equipment and supplies merchant wholesalers.....	42370		05/19	120.595	122.799	119.154	119.755	118.856
Hardware, plumbing, and heating equipment and supplies merchant wholesalers.....	423700		05/19	119.964	122.107	118.483	119.080	118.187
Primary services.....		423700-P	02/09	137.144	140.619	136.430	137.121	136.072
Hardware, plumbing, and heating equipment and supplies wholesaler services.....		423700-1	02/09	137.144	140.619	136.430	137.121	136.072
Machinery, equipment, and supplies merchant wholesalers.....	4238		05/19	134.978	136.074	136.565	134.369	136.675
Machinery, equipment, and supplies merchant wholesalers.....	42380		05/19	134.978	136.074	136.565	134.369	136.675
Machinery and supply merchant wholesalers.....	423800		05/19	135.384	136.498	136.929	134.710	137.041
Primary services.....		423800-P	02/09	213.006	215.045	213.479	209.304	213.671
Machinery and supply wholesaler services.....		423800-1	02/09	213.006	215.045	213.479	209.304	213.671
Other receipts.....		423800-SM	05/19	113.304	113.414	119.960	119.985	120.008
Miscellaneous durable goods merchant wholesalers (except materials recyclers).....	4239		05/19	137.552	138.696	140.687	139.116	138.346
Miscellaneous durable goods merchant wholesalers (except materials recyclers).....	42390		05/19	137.552	138.696	140.687	139.116	138.346
Miscellaneous durable goods, except recyclable material, merchant wholesalers.....	423900		05/19	137.251	138.383	140.366	138.801	138.046
Primary services.....		423900-P	02/09	115.169	116.153	117.841	116.506	115.774
Miscellaneous durable goods wholesaler services.....		423900-1	02/09	115.169	116.153	117.841	116.506	115.774
Merchant wholesalers, nondurable goods.....	424		06/05	205.466	201.954	201.025	202.661	201.983
Paper and paper product merchant wholesalers.....	4241		01/21	160.229	161.689	161.162	160.590	158.374
Paper and paper product merchant wholesalers.....	42410		01/21	160.229	161.689	161.162	160.590	158.374
Paper and paper product merchant wholesalers.....	424100		01/21	160.229	161.689	161.161	160.601	158.400
Primary services.....		424100-P	02/09	206.862	208.649	207.958	207.323	204.590
Paper wholesaler services.....		424100-1	02/09	206.862	208.649	207.958	207.323	204.590

See footnotes at end of table.

Table 11. Producer price indexes for net output of selected industries and their products, not seasonally adjusted — Continued
[March 2023]

Title ¹	Industry code	Product code	Index base	Unadjusted index ²				
				Nov. 2022	Dec. 2022 ^P	Jan. 2023 ^P	Feb. 2023 ^P	Mar. 2023 ^P
Paper and paper product merchant wholesalers - Continued								
Wholesaling of paper and paper products.....		424100-11	02/09	207.915	209.988	209.153	208.604	204.240
Wholesaling of all other goods, except paper and paper products.....		424100-12	01/21	152.861	152.657	153.049	152.003	160.396
Drugs and druggists' sundries merchant wholesalers.....	4242		01/21	115.080	112.854	120.798	118.084	118.878
Drugs and druggists' sundries merchant wholesalers.....	42420		01/21	115.080	112.854	120.798	118.084	118.878
Drugs and druggists' sundries merchant wholesalers.....	424200		01/21	115.080	112.854	120.798	118.084	118.878
Primary products.....		424200-P	02/09	168.950	165.682	177.345	173.361	174.526
Wholesaling of pharmaceuticals.....		424200-1	02/09	172.894	169.971	177.707	170.866	172.548
Wholesaling of all other goods, except pharmaceuticals.....		424200-2	01/21	102.068	98.706	109.400	109.465	109.728
Apparel and piece goods merchant wholesalers.....	4243		01/21	100.579	95.103	92.266	100.274	99.317
Apparel and piece goods merchant wholesalers.....	42430		01/21	100.579	95.103	92.266	100.274	99.317
Apparel and piece goods merchant wholesalers.....	424300		01/21	100.579	95.103	92.266	100.274	99.317
Primary services.....		424300-P	02/09	124.340	117.564	114.049	123.965	122.780
Apparel wholesaler services.....		424300-1	02/09	124.340	117.564	114.049	123.965	122.780
Wholesaling of apparel.....		424300-11	02/09	130.224	126.397	120.607	133.834	132.782
Grocery and related product merchant wholesalers.....	4244		01/21	123.473	119.673	119.265	119.110	120.447
Grocery and related product merchant wholesalers.....	42440		01/21	123.473	119.673	119.265	119.110	120.447
Grocery and related product merchant wholesalers.....	424400		01/21	123.473	119.673	119.265	119.110	120.450
Primary services.....		424400-P	02/09	134.395	130.232	129.785	129.619	131.132
Grocery and related product wholesaler services.....		424400-1	02/09	134.395	130.232	129.785	129.619	131.132
Wholesaling of fresh meat, seafood, dairy, and fruits and vegetables.....		424400-11	06/13	137.441	138.217	131.446	129.095	134.641
Wholesaling of packaged frozen and canned foods.....		424400-12	06/13	170.681	165.082	167.286	171.042	170.948
Wholesaling of baked goods, non-alcoholic beverages, and all other groceries.....		424400-13	06/13	143.516	134.938	137.939	137.164	135.803
Wholesaling of all other goods, except groceries.....		424400-14	01/21	174.471	169.594	170.879	171.293	176.097
Farm product raw material merchant wholesalers.....	424500		01/21	—	—	99.932	99.548	103.982
Primary services.....		424500-P	01/21	—	—	99.061	98.658	103.312
Farm product raw material wholesaler services.....		424500-1	01/21	—	—	99.061	98.658	103.312
Wholesaling of grain and field beans.....		424500-11	01/21	—	—	85.329	91.409	—
Wholesaling of all other goods.....		424500-13	12/22	—	100.000	107.260	96.057	104.164
Chemicals and allied products merchant wholesalers.....	4246		01/21	123.557	124.224	122.267	122.477	120.592
Chemicals and allied products merchant wholesalers.....	42460		01/21	123.557	124.224	122.267	122.477	120.592
Chemicals and allied products merchant wholesalers.....	424600		01/21	123.558	124.224	122.266	122.476	120.589
Primary services.....		424600-P	02/09	142.175	142.964	140.645	140.893	138.660
Wholesaling of chemicals, plastics, and allied products.....		424600-1	02/09	141.609	141.770	140.471	140.164	137.035
Wholesaling of all other goods, except chemicals, plastics, and allied products.....		424600-2	01/21	130.826	139.890	133.028	135.812	137.821
Petroleum and petroleum products merchant wholesalers.....	4247		01/21	136.134	132.010	126.504	131.074	128.368
Petroleum and petroleum products merchant wholesalers.....	42470		01/21	136.134	132.010	126.504	131.074	128.368
Petroleum and petroleum products merchant wholesalers.....	424700		01/21	136.133	132.010	126.508	131.075	128.370
Primary services.....		424700-P	02/09	166.544	160.967	154.197	159.814	156.498
Wholesaling of petroleum products.....		424700-1	02/09	167.073	161.349	154.345	159.896	156.475
Wholesaling of all other goods, except petroleum products.....		424700-2	01/21	122.120	121.598	123.405	130.167	130.771
Beer, wine, and distilled alcoholic beverage merchant wholesalers.....	4248		01/21	121.002	120.350	121.373	122.184	121.123
Beer, wine, and distilled alcoholic beverage merchant wholesalers.....	42480		01/21	121.002	120.350	121.373	122.184	121.123
Beer, wine, and distilled alcoholic beverage merchant wholesalers.....	424800		01/21	121.002	120.350	121.373	122.184	121.123
Primary services.....		424800-P	02/09	152.808	151.983	153.275	154.300	152.960
Alcoholic beverage wholesaler services.....		424800-1	02/09	152.808	151.983	153.275	154.300	152.960
Wholesaling of beer, wine, and distilled alcoholic beverages.....		424800-11	02/09	153.332	152.508	153.827	154.574	153.194
Wholesaling of all other goods, except alcoholic beverages.....		424800-12	01/21	105.955	105.268	105.482	114.495	114.596
Miscellaneous nondurable goods merchant wholesalers.....	4249		01/21	132.462	133.114	133.635	136.423	134.259
Miscellaneous nondurable goods merchant wholesalers.....	42490		01/21	132.462	133.114	133.635	136.423	134.259
Miscellaneous nondurable goods merchant wholesalers.....	424900		01/21	132.462	133.114	133.635	136.423	134.259
Primary services.....		424900-P	02/09	190.838	191.779	192.529	196.585	193.437
Miscellaneous nondurable good wholesaler services.....		424900-1	02/09	190.838	191.779	192.529	196.585	193.437
Material recyclers.....	429930		12/86	372.285	385.353	411.660	427.238	457.559
Primary products.....		429930-P	12/86	364.407	378.517	408.024	427.848	463.243
Ferrous metal scrap.....		429930-1	12/86	430.148	452.442	500.610	531.196	588.752
Carbon steel scrap.....		429930-11	12/86	443.525	465.653	516.378	548.465	618.100
Heavy melting scrap.....		429930-111	12/86	—	463.108	530.467	583.466	632.061
Carbon steel scrap bundles.....		429930-112	12/86	418.008	457.565	509.079	539.445	651.467
Shredded carbon steel scrap.....		429930-113	12/86	303.795	319.570	348.308	374.322	428.856

See footnotes at end of table.

Table 11. Producer price indexes for net output of selected industries and their products, not seasonally adjusted — Continued
[March 2023]

Title ¹	Industry code	Product code	Index base	Unadjusted index ²				
				Nov. 2022	Dec. 2022 ^P	Jan. 2023 ^P	Feb. 2023 ^P	Mar. 2023 ^P
Material recyclers - Continued								
Cut plate and structural scrap.....		429930-114	12/86	460.175	491.364	544.766	581.565	636.951
Other carbon steel scrap.....		429930-115	12/86	—	470.494	—	—	—
Stainless and alloy steel scrap.....		429930-12	12/86	536.972	602.421	645.102	676.976	620.844
Other ferrous scrap.....		429930-14	06/06	104.869	103.007	129.172	—	—
Nonferrous metal scrap.....		429930-2	12/86	516.115	528.400	529.263	515.988	511.806
Copper base scrap.....		429930-21	12/86	625.092	637.759	653.347	662.203	664.161
No 1 copper wire, heavy.....		429930-211	12/86	497.025	502.367	518.211	522.113	523.421
No 2 copper wire, mixed.....		429930-212	12/86	796.322	809.361	843.457	842.240	845.302
Yellow brass scrap.....		429930-213	12/86	624.933	648.709	662.787	692.181	694.722
Used beverage can scrap.....		429930-223	12/86	197.799	202.660	203.483	221.531	221.300
Other old aluminum base scrap.....		429930-224	12/86	181.483	181.417	186.002	191.460	—
Other nonferrous scrap (including lead, zinc and precious metals).....		429930-23	12/86	3,005.647	2,913.911	2,812.829	2,508.187	2,391.363
Recyclable paper.....		429930-3	12/86	84.469	94.172	90.156	99.816	99.943
News and other low grade recyclable paper.....		429930-31	12/86	91.687	91.687	87.726	87.726	91.757
Corrugated recyclable paper.....		429930-33	12/86	41.067	51.638	49.875	60.540	61.764
High grade recyclable paper (including pulp substitutes and deinking).....		429930-34	12/86	163.357	158.356	149.460	144.647	136.824
Recyclable materials, excluding metals and paper.....		429930-4	12/86	218.745	218.419	226.839	213.642	213.642
Recyclable plastics.....		429930-42	06/96	91.460	90.964	92.379	91.720	91.720
Other receipts.....		429930-SM1						
Motor vehicle and parts dealers.....	441		12/03	204.897	201.135	190.966	189.545	190.635
Automobile dealers.....	4411		12/03	202.342	197.033	182.335	181.832	183.878
New car dealers.....	44111		12/99	223.348	217.488	201.263	200.708	202.966
New car dealers.....	441110		12/99	223.457	217.591	200.757	199.997	202.507
Primary services.....		441110-P	12/99	214.907	209.680	192.212	191.054	193.992
Vehicle sales.....		441110-1	12/99	175.253	163.960	146.618	145.385	148.255
New vehicle sales.....		441110-101	12/99	247.367	229.408	203.873	200.165	204.721
Used vehicle sales.....		441110-102	12/99	114.675	109.178	102.126	108.327	108.327
Service labor and parts.....		441110-2	12/99	228.408	229.493	231.052	231.625	231.625
Other receipts.....		441110-SM	12/99	301.920	292.306	277.779	279.516	—
Recreational vehicle dealers.....	44121		06/01	155.229	142.966	164.745	154.719	155.917
Recreational vehicle dealers.....	441210		06/01	155.229	142.966	164.745	154.719	155.917
Primary services.....		441210-P	06/01	155.434	143.339	163.397	153.961	155.231
Recreational vehicle dealer services.....		441210-1	06/01	155.434	143.339	163.397	153.961	155.231
Boat dealers.....	441222		06/01	220.439	221.408	209.373	205.871	206.389
Primary services.....		441222-P	06/01	220.111	221.078	208.012	204.209	204.771
Boat dealer services.....		441222-1	06/01	220.111	221.078	208.012	204.209	204.771
Other receipts.....		441222-SM3	12/22	—	100.000	—	—	100.000
Automotive parts, accessories and tire retailers.....	4413		12/01	234.347	237.384	240.455	237.357	234.160
Automotive parts and accessories retailers.....	44133		12/03	254.774	260.909	263.912	262.899	258.160
Automotive parts and accessories retailers.....	441330		12/03	254.775	260.909	263.912	262.899	258.160
Primary services.....		441330-P	12/03	254.778	260.913	263.916	262.903	258.164
Automotive parts and accessories store services, in-store retailing.....		441330-A	12/03	254.778	260.913	263.916	262.903	258.164
Tire dealers.....	44134		12/03	175.869	174.325	177.067	171.665	170.919
Tire dealers.....	441340		12/03	175.869	174.325	177.067	171.665	170.919
Primary services.....		441340-P	12/03	176.035	174.489	177.234	171.827	171.080
Tire dealer services, in-store retailing.....		441340-A	12/03	176.035	174.489	177.234	171.827	171.080
Building material & garden supply retailers.....	444		12/03	206.980	197.930	200.650	206.528	206.846
Building material and supplies dealers.....	4441		12/03	210.490	200.086	202.738	209.473	206.986
Building material and supplies dealers.....	44410		12/03	210.494	200.090	202.741	209.476	206.989
Building materials and supplies dealers.....	444100		05/19	140.120	133.194	134.959	139.443	137.787
Primary services.....		444100-P	05/19	139.925	133.009	134.771	139.248	137.595
Building materials and supplies dealer services, in-store retailing.....		444100-A	05/19	139.925	133.009	135.186	130.924	128.882
Retailing of building materials, paint, and hardware.....		444100-A1	05/19	141.056	132.975	134.809	129.562	126.342
Retailing of all other goods.....		444100-A2	05/19	136.251	133.120	136.673	136.364	139.055
Lawn and garden equip and supplies retailers.....	4442		12/03	187.101	187.958	190.999	192.889	206.255
Nursery, garden, and farm supply retailers.....	44424		12/03	187.102	187.959	191.000	192.891	206.256
Nursery, garden, and farm supply retailers.....	444240		12/02	200.328	201.246	204.502	206.526	220.836
Primary services.....		444240-P	12/02	200.415	201.334	204.591	206.616	220.932
Nursery, garden center, and farm supply store services, in-store retailing.....		444240-A	12/02	200.415	201.334	204.591	206.616	220.932
Food and beverage retailers.....	445		12/99	253.625	249.840	254.389	256.422	261.224

See footnotes at end of table.

Table 11. Producer price indexes for net output of selected industries and their products, not seasonally adjusted — Continued
 [March 2023]

Title ¹	Industry code	Product code	Index base	Unadjusted index ²				
				Nov. 2022	Dec. 2022 ^P	Jan. 2023 ^P	Feb. 2023 ^P	Mar. 2023 ^P
Food and beverage retailers - Continued								
Grocery retailers.....	4451		12/03	217.659	213.900	218.930	221.171	225.581
Grocery (except convenience) retailers.....	44511		12/03	217.659	213.900	218.930	221.171	225.581
Supermarkets and other grocery stores.....	445110		12/99	259.741	255.255	261.258	263.932	269.195
Primary services.....		445110-P	12/99	259.605	255.121	261.121	263.794	269.054
Supermarket and other grocery store services.....		445110-3	12/99	257.145	252.704	258.647	261.294	266.504
Retailing of food and beverage products.....		445110-32	01/17	135.167	132.164	135.341	136.357	139.535
Retailing of fresh meats.....		445110-321	12/99	344.649	317.999	341.228	339.024	358.500
Retailing of fresh fruits and vegetables.....		445110-322	12/99	236.782	229.473	235.359	242.192	256.339
Retailing of bakery products.....		445110-323	12/99	225.162	227.689	221.318	222.270	226.948
Retailing of dairy products.....		445110-324	12/99	217.220	223.988	239.177	242.180	240.278
Retailing of deli products.....		445110-325	12/99	176.006	176.482	175.365	177.849	171.399
Retailing of frozen food products.....		445110-326	12/99	148.890	150.222	146.953	147.492	147.413
Retailing of alcoholic beverages.....		445110-327	01/17	144.635	146.455	144.847	143.453	140.949
Retailing of all other food and beverage products.....		445110-328	12/99	268.286	262.245	267.142	268.952	277.482
Retailing of nonfood products.....		445110-33	01/17	130.899	131.510	134.256	137.489	137.921
Retailing of cleaning and paper products.....		445110-331	01/17	140.958	137.021	140.909	143.610	146.201
Retailing of health and beauty products.....		445110-332	12/99	250.017	249.156	253.082	265.105	263.650
Retailing of all other nonfood products.....		445110-333	01/17	133.147	135.970	139.098	139.517	140.355
Specialty food retailers.....	4452		12/03	251.424	253.031	253.927	254.170	249.300
Specialty food retailers.....	445200		12/03	251.421	253.028	253.925	254.167	249.297
Primary services.....		445200-P	12/03	251.692	253.308	254.210	254.454	249.578
Specialty food retailer services, in-store retailing.....		445200-A	12/03	251.692	253.308	254.210	254.454	249.578
Beer, wine, and liquor retailers.....	4453		06/00	144.291	145.101	142.452	141.356	145.620
Beer, wine, and liquor retailers.....	44532		06/00	144.291	145.100	142.452	141.356	145.620
Beer, wine, and liquor retailers.....	445320		06/00	144.291	145.100	142.452	141.356	145.620
Primary services.....		445320-P	06/00	144.343	145.153	142.504	141.407	145.673
Beer, wine, and liquor retailer services, in-store retailing.....		445320-A	06/00	144.343	145.153	142.504	141.407	145.673
Retailing of beer, wine, and liquor.....		445320-A1	06/14	110.969	111.714	109.275	106.682	110.491
Retailing of all other goods and sales of prepared foods.....		445320-A2	06/14	149.092	149.172	149.785	163.217	163.223
Furniture, home furnishings, electronics, and appliance retailers.....	449		12/22	—	100.000	103.679	104.306	105.508
Furniture and Home Furnishings Retailers.....	4491		12/22	—	100.000	103.335	103.243	103.411
Furniture retailers.....	44911		12/03	187.828	187.650	190.014	189.614	188.630
Furniture retailers.....	449110		06/03	190.351	190.171	192.572	192.165	191.163
Primary services.....		449110-P	06/03	193.090	192.896	195.375	194.947	193.899
Furniture retailer services, in-store retailing.....		449110-A	06/03	193.090	192.896	195.375	194.947	193.899
Other receipts.....		449110-SM	12/22	—	100.000	100.682	100.665	100.587
Floor covering retailers.....	44912		12/03	229.184	212.414	231.098	231.586	235.845
Floor covering retailers.....	449121		06/03	232.553	215.537	234.495	234.990	239.312
Primary services.....		449121-P	06/03	232.553	215.537	234.495	234.990	239.312
Floor covering retailer services, in-store retailing.....		449121-A	06/03	232.553	215.537	234.495	234.990	239.312
Electronics and appliance retailers.....	4492		12/03	86.157	82.951	86.544	88.196	90.817
Electronics and appliance retailers.....	44921		12/03	86.245	82.989	86.583	88.237	90.859
Electronics and appliance retailers.....	449210		12/11	96.718	92.985	97.018	98.870	101.808
Primary products.....		449210-P	12/11	97.017	92.333	96.516	98.359	101.282
Electronics and appliance retailers services, in-store retailing.....		449210-A	12/11	97.017	92.333	93.207	93.496	91.982
Retailing of entertainment and communication products.....		449210-A1	12/11	75.129	69.292	69.250	69.681	70.941
Retailing of computers, hardware, software, and supplies.....		449210-A2	06/03	56.770	54.102	55.542	55.494	53.850
Retailing of major household appliances.....		449210-A3	05/19	120.435	125.897	126.316	126.139	121.043
Retailing of all other goods.....		449210-A4	12/11	132.211	114.748	113.896	114.622	110.690
Electronic and appliance retailers services, online retailing.....		449210-B	12/22	—	100.000	110.855	115.819	127.464
General merchandise retailers.....	455		12/03	153.637	154.360	154.166	156.782	159.109
Department stores.....	4551		12/03	140.225	142.913	146.850	146.071	154.274
Department stores.....	45511		12/03	140.225	142.913	146.850	146.071	154.274
Department stores.....	455110		12/17	118.800	121.078	124.414	123.753	130.703
Primary services.....		455110-P	12/17	120.352	122.660	126.039	125.370	132.411
Department store services, in-store retailing.....		455110-A	12/17	120.352	122.660	127.137	126.027	123.239
Department store services, online retailing.....		455110-B	12/22	—	100.000	100.953	101.131	122.992
Other general merchandise retailers.....	4552		12/03	154.323	154.118	153.264	156.389	157.744
Other general merchandise retailers.....	45521		12/03	154.361	154.156	153.302	156.427	157.782

See footnotes at end of table.

Table 11. Producer price indexes for net output of selected industries and their products, not seasonally adjusted — Continued
 [March 2023]

Title ¹	Industry code	Product code	Index base	Unadjusted index ²				
				Nov. 2022	Dec. 2022 ^p	Jan. 2023 ^p	Feb. 2023 ^p	Mar. 2023 ^p
Other general merchandise retailers - Continued								
Warehouse clubs, supercenters, and other general merchandise retailers.....	455210		12/03	154.383	154.178	153.324	156.449	157.804
Primary services.....		455210-P	12/03	152.644	152.429	151.582	154.682	156.026
Warehouse clubs, supercenters, and other general merch. retailer services, in-store retailing.....		455210-A	12/03	152.644	152.429	150.700	157.029	159.773
Warehouse clubs and supercenters.....		455210-A1	12/03	143.031	142.760	140.910	147.743	150.687
All other general merchandise stores.....		455210-A2	12/03	157.956	158.051	158.281	156.900	156.462
Health and personal care retailers.....	456		12/03	145.697	143.918	145.598	143.010	145.189
Health and personal care retailers.....	4561		12/03	145.773	143.993	145.674	143.085	145.265
Pharmacies and drug retailers.....	45611		06/00	170.401	168.299	170.529	167.100	169.974
Pharmacies and drug retailers.....	456110		06/00	170.400	168.298	170.529	167.100	169.974
Primary services.....		456110-P	06/00	170.248	168.147	170.376	166.950	169.822
Pharmacy and drug retailer services, in-store retailing.....		456110-A	06/00	170.248	168.147	169.098	163.580	168.204
Retailing of prescription drugs.....		456110-A1	06/00	198.579	194.644	196.345	187.851	192.796
Retailing of over-the-counter drugs and all other goods.....		456110-A2	06/00	165.843	166.630	166.025	165.970	171.603
Retailing of over-the-counter drugs.....		456110-A21	06/00	129.401	129.580	129.982	130.860	149.622
Retailing of all other goods.....		456110-A22	06/00	177.225	178.219	177.207	176.763	176.769
Optical goods retailers.....	45613		12/03	114.326	110.193	111.162	111.126	111.126
Optical goods retailers.....	456130		06/00	117.248	113.010	114.004	113.967	113.967
Primary services.....		456130-P	06/00	114.956	110.801	111.775	111.739	111.739
Optical goods retailer services, in-store retailing.....		456130-A	06/00	114.956	110.801	111.775	111.739	111.739
Food (health) supplement retailers.....	456191		12/99	249.169	251.876	248.213	248.517	248.772
Primary services.....		456191-P	12/99	249.221	251.928	248.264	248.569	248.823
Food (health) supplement store services, in-store retailing.....		456191-A	12/99	249.221	251.928	248.264	248.569	248.823
Gasoline Stations and Fuel Dealers.....	457		12/22	—	100.000	90.599	90.412	84.987
Gasoline stations.....	4571		06/01	175.175	193.254	172.001	168.953	156.925
Gasoline stations.....	45710		06/01	175.175	193.254	172.001	168.953	156.925
Gasoline stations.....	457100		05/19	155.676	171.803	152.878	150.195	139.492
Primary products.....		457100-P	05/19	157.460	174.775	154.534	152.654	141.460
Gasoline station services.....		457100-1	05/19	157.460	174.775	154.534	152.654	141.460
Retailing of automotive fuels and lubricants.....		457100-11	05/19	192.961	223.410	188.359	183.223	156.940
Retailing of all other goods, sales of prepared foods, and repair services.....		457100-12	12/12	117.158	115.686	116.679	119.719	131.085
Fuel dealers.....	4572		06/00	273.208	287.606	287.246	309.946	307.692
Fuel dealers.....		45721	06/00	273.208	287.606	—	—	—
Fuel dealers.....	45721		06/00	273.208	287.606	287.246	309.946	307.692
Fuel dealers.....	457210		06/00	273.200	287.597	287.238	309.937	307.683
Primary services.....		457210-P	06/00	285.088	300.112	299.731	323.738	321.383
Fuel dealer services.....		457210-1	06/00	285.088	300.112	299.731	323.738	321.383
Clothing and clothing accessories retailers.....	458		12/03	147.847	150.405	142.265	157.813	159.628
Clothing retailers.....	4581		12/03	140.591	144.643	134.620	148.010	149.901
Clothing retailers.....	45811		12/03	140.591	144.643	134.620	148.010	149.901
Clothing and clothing accessories retailers.....	458110		05/15	113.450	116.719	108.631	119.437	120.962
Primary services.....		458110-P	05/15	113.450	116.719	108.631	119.437	120.962
Clothing and clothing accessories retailer services, in-store retailing.....		458110-A	05/15	113.450	116.719	108.461	115.955	117.395
Retailing of apparel.....		458110-A1	05/15	112.955	116.421	108.391	118.331	119.071
Retailing of men's apparel.....		458110-A11	05/15	119.129	117.688	114.160	123.939	130.198
Retailing of women's apparel.....		458110-A12	05/15	108.878	114.344	107.636	116.566	115.138
Retailing of children's apparel.....		458110-A13	05/15	126.233	128.512	104.176	119.798	119.501
Retailing of all other goods.....		458110-A2	05/15	115.709	118.179	109.305	110.790	113.972
Clothing and clothing accessories retailer services, online retailing.....		458110-B	12/22	—	100.000	—	136.076	138.208
Shoe retailers.....	4582		12/03	144.002	138.287	128.453	158.884	161.520
Shoe retailers.....	45821		12/03	144.002	138.287	128.453	158.884	161.520
Shoe retailers.....	458210		06/02	146.906	141.076	131.044	162.088	164.778
Primary services.....		458210-P	06/02	146.906	141.076	131.044	162.088	164.778
Shoe retailer services, in-store retailing.....		458210-A	06/02	146.906	141.076	131.044	162.088	164.778
Jewelry retailers.....	4583		12/03	182.339	184.911	188.166	189.619	189.739
Jewelry retailers.....	45831		12/03	185.573	188.190	191.503	192.982	193.104
Jewelry retailers.....	458310		06/00	201.607	204.450	208.050	209.657	209.789
Primary services.....		458310-P	06/00	201.972	204.821	208.426	210.036	210.169
Jewelry retailer services, in-store retailing.....		458310-A	06/00	201.972	204.821	209.402	211.447	211.615

See footnotes at end of table.

Table 11. Producer price indexes for net output of selected industries and their products, not seasonally adjusted — Continued
[March 2023]

Title ¹	Industry code	Product code	Index base	Unadjusted index ²				
				Nov. 2022	Dec. 2022 ^P	Jan. 2023 ^P	Feb. 2023 ^P	Mar. 2023 ^P
Jewelry retailers - Continued								
Sporting goods and hobby retailers.....	4591		12/03	131.546	124.580	122.271	122.737	122.989
Sporting goods retailers.....	45911		12/03	168.670	156.904	152.845	153.193	153.893
Sporting goods retailers.....	459110		06/00	175.974	163.699	159.463	159.826	160.560
Primary services.....		459110-P	06/00	177.252	164.887	160.536	160.926	161.859
Sporting goods store services, in-store retailing.....		459110-A	06/00	177.252	164.887	158.898	158.934	160.219
Retailing of sporting goods.....		459110-A1	12/13	124.884	124.866	126.388	131.352	127.636
Hobby, toy, and game retailers.....	45912		12/03	82.535	82.561	82.568	83.197	82.852
Hobby, toy, and game retailers.....	459120		06/00	83.586	83.613	83.620	84.257	83.908
Primary services.....		459120-P	06/00	83.529	83.555	83.562	84.199	83.850
Hobby, toy, and game store services, in-store retailing.....		459120-A	06/00	83.529	83.555	83.588	83.562	83.562
Retailing of hobby and craft goods, toys, and games (including video games)...		459120-A1	12/13	85.707	85.707	85.761	85.719	85.719
Retailing of all other goods.....		459120-A2	12/13	69.627	69.676	69.675	69.675	69.675
Book retailers and news dealers.....	4592		12/03	138.296	128.525	134.653	130.816	131.100
Book retailers and news dealers.....	45921		12/03	152.417	141.648	148.401	144.174	144.486
Book retailers and news dealers.....	459210		06/00	189.542	176.150	184.551	179.293	179.682
Primary services.....		459210-P	06/00	189.499	176.024	184.432	179.178	179.566
Book retailer and news dealer services, in-store retailing.....		459210-A	06/00	189.499	176.024	187.328	180.264	180.786
Retailing of books.....		459210-A1	06/14	134.488	120.888	131.460	124.996	125.008
Retailing of all other goods.....		459210-A2	06/14	111.663	111.663	112.091	111.481	112.646
Office supplies, stationery, and gift retailers.....	4594		12/03	175.030	173.640	173.798	174.478	174.205
Office supplies, stationery, and gift retailers.....	45940		12/03	175.030	173.640	173.798	174.478	174.205
Office supplies, stationery, and gift retailers.....	459400		05/19	119.859	118.908	119.016	119.481	119.294
Primary services.....		459400-P	05/19	119.859	118.908	119.016	119.481	119.294
Office supplies, stationery, and gift retailer services, in-store retailing.....		459400-A	05/19	119.859	118.908	119.087	119.859	119.549
Air transportation.....	481		12/92	259.574	263.477	269.848	264.082	271.768
Scheduled air transportation.....	4811		12/89	318.347	323.644	332.170	324.163	334.360
Scheduled air transportation.....	48111		12/89	318.347	323.644	332.170	324.163	334.360
Scheduled passenger air transportation.....	481111		12/89	323.855	329.625	338.371	329.482	340.676
Primary services.....		481111-P	12/89	353.654	359.954	369.506	359.799	372.022
Domestic.....		481111-1	12/89	368.388	377.115	376.817	379.726	393.335
Domestic first class, including business.....		481111-101	12/99	178.517	192.434	186.048	194.484	203.137
Domestic coach.....		481111-102	12/99	211.284	215.032	215.492	216.449	224.036
International.....		481111-2	12/89	277.810	277.023	303.438	271.770	279.693
International first class, including business.....		481111-201	09/18	94.870	105.578	116.310	114.581	122.196
International coach.....		481111-202	12/89	286.822	282.669	309.433	274.179	280.957
Scheduled freight air transportation.....	481112		12/03	176.659	175.528	179.397	185.350	179.592
Primary services.....		481112-P	12/87	174.452	173.441	171.948	172.677	170.928
Scheduled freight air transportation services.....		481112-1	12/87	182.406	181.309	179.655	180.462	178.525
Domestic scheduled freight air transportation services.....		481112-101	12/14	115.565	114.424	116.249	117.298	117.267
International scheduled freight air transportation services.....		481112-102	12/14	79.401	79.188	77.037	77.122	75.683
Scheduled mail air transportation services.....		481112-2	12/87	150.206	150.206	150.206	150.206	150.206
Nonscheduled air transportation.....	4812		12/96	201.523	201.573	202.384	203.339	204.826
Nonscheduled air transportation.....	48121		12/96	201.523	201.573	202.384	203.339	204.826
Nonscheduled air passenger chartering.....	481211		06/92	202.958	205.448	205.486	206.863	209.682
Primary services.....		481211-P	12/00	162.744	165.063	165.097	166.338	168.669
Domestic nonscheduled air passenger services.....		481211-1	06/08	117.219	119.264	119.294	120.393	122.293
International nonscheduled air passenger services.....		481211-2	06/08	110.604	110.604	110.604	110.604	111.277
Nonscheduled air freight chartering.....	481212		06/08	150.371	146.490	148.443	148.443	147.280
Primary services.....		481212-P	06/08	147.947	143.886	145.879	145.879	144.693
Domestic nonscheduled air freight services.....		481212-1	06/08	196.895	196.895	196.895	196.895	196.895
International nonscheduled air freight services.....		481212-2	06/08	107.240	103.626	107.794	107.794	105.313
Rail transportation.....	482		12/96	232.179	232.043	234.267	232.026	231.603
Rail transportation.....	4821		12/96	232.179	232.043	234.267	232.026	231.603
Rail transportation.....	48211		12/96	232.179	232.043	234.267	232.026	231.603
Line-haul railroads.....	482111		12/84	258.981	258.830	261.310	258.811	258.338
Primary services.....		482111-P	12/84	258.981	258.830	261.310	258.811	258.338
Freight rail transportation.....		482111-4	05/15	129.516	129.438	130.714	129.428	129.185
Carload freight rail transportation.....		482111-411	12/96	230.333	231.686	236.070	234.056	233.662
Intermodal freight rail transportation.....		482111-412	12/96	234.906	229.466	223.984	220.646	220.064

See footnotes at end of table.

Table 11. Producer price indexes for net output of selected industries and their products, not seasonally adjusted — Continued
 [March 2023]

Title ¹	Industry code	Product code	Index base	Unadjusted index ²				
				Nov. 2022	Dec. 2022 ^P	Jan. 2023 ^P	Feb. 2023 ^P	Mar. 2023 ^P
Line-haul railroads - Continued								
Passenger rail transportation.....		482111-5	12/96	181.801	181.801	181.801	181.801	181.801
Coach service class.....		482111-506	06/05	164.929	164.929	164.929	164.929	164.929
All other service classes.....		482111-507	06/05	157.022	157.022	157.022	157.022	157.022
Water transportation.....	483		12/03	200.921	200.813	196.233	198.588	197.972
Deep sea freight transportation.....	483111		06/88	461.904	459.372	433.237	446.935	445.316
Primary services.....		483111-P	06/88	471.877	469.290	442.591	456.584	454.930
Deep sea freight transportation services.....		483111-5	06/88	471.877	469.290	442.591	456.584	454.930
Coastal and Great Lakes freight transport.....	483113		12/03	216.299	218.701	219.922	218.789	218.338
Primary services.....		483113-P	12/03	210.916	212.909	213.649	212.511	212.486
Coastal and intercoastal freight transportation.....		483113-1	12/03	184.466	186.277	187.918	186.752	187.717
Great Lakes - St. Lawrence Seaway freight transportation.....		483113-2	12/91	247.783	243.129	238.795	237.559	236.737
Coastal and intercoastal towing transportation.....		483113-3	12/03	270.012	276.752	276.970	276.158	272.556
Inland water transportation.....	4832		12/03	192.925	192.067	193.338	193.981	192.930
Inland water transportation.....	48321		12/03	192.929	192.071	193.342	193.985	192.934
Inland water freight transportation.....	483211		12/90	244.746	243.657	245.271	246.086	244.752
Primary services.....		483211-P	12/90	249.182	248.036	249.746	250.591	249.197
Inland water freight transportation services.....		483211-3	12/90	249.182	248.036	249.746	250.591	249.197
Truck transportation.....	484		12/03	197.510	196.307	191.252	192.806	188.023
General freight trucking.....	4841		12/03	207.989	207.137	200.267	202.712	196.408
General freight trucking, local.....	48411		12/03	196.320	186.251	185.630	184.786	172.096
General freight trucking, local.....	484110		12/03	196.340	186.272	185.652	184.807	172.115
Primary services.....		484110-P	06/93	214.435	200.626	199.742	197.568	178.618
General freight trucking services, local.....		484110-1	06/93	214.435	200.626	199.742	197.568	178.618
General freight trucking, local, truckload.....		484110-15	06/09	151.340	138.564	137.685	137.436	118.862
General freight trucking, local, less than truckload.....		484110-16	06/09	153.644	152.886	152.886	148.089	147.392
Other receipts.....		484110-SM	12/03	205.250	202.661	202.240	202.823	-
General freight trucking, long-distance.....	48412		12/03	210.768	212.048	203.308	206.777	202.485
General freight trucking, long-distance TL.....	484121		12/03	195.947	200.778	187.296	193.155	188.274
Primary services.....		484121-P	06/92	212.075	211.253	199.847	192.583	187.069
General freight trucking, long-distance, truckload.....		484121-2	06/92	212.075	211.253	199.847	192.583	187.069
General freight trucking, long-distance LTL.....	484122		12/03	242.376	233.568	240.539	236.298	234.189
Primary services.....		484122-P	06/92	408.645	393.794	405.547	398.398	394.841
General freight trucking, long-distance less than truckload.....		484122-1	06/92	408.645	393.794	405.547	398.398	394.841
Specialized freight trucking.....	4842		12/03	174.930	173.047	172.612	172.020	171.140
Used household and office goods moving.....	48421		12/03	167.921	167.555	168.251	166.036	164.324
Used household and office goods moving.....	484210		12/03	167.883	167.517	168.213	165.999	164.286
Primary services.....		484210-P	12/03	171.062	170.689	171.399	169.142	167.398
Used household and office goods moving, except local.....		484210-2	06/92	270.129	269.289	267.713	262.399	258.290
Residential moving services, except local.....		484210-21	09/15	145.852	145.254	144.413	141.585	139.001
Commercial and other goods moving services, except local.....		484210-22	09/15	122.623	122.623	121.862	119.246	119.246
Used household and office goods moving, local.....		484210-4	12/03	140.993	140.993	144.443	144.443	144.443
Residential moving services, local.....		484210-41	09/15	122.661	122.661	125.272	125.272	125.272
Commercial and other goods moving services, local.....		484210-42	09/15	112.584	112.584	117.393	117.393	117.393
Specialized freight (except used) trucking, local.....	48422		12/03	181.343	180.143	180.176	180.010	179.745
Specialized freight (except used goods) trucking, local.....	484220		12/03	181.353	180.153	180.186	180.020	179.754
Primary services.....		484220-P	06/93	219.770	218.208	218.258	218.006	217.602
Specialized freight (except used goods) trucking, local.....		484220-6	06/93	219.770	218.208	218.258	218.006	217.602
Local hazardous materials trucking (except waste).....		484220-601	06/13	141.072	135.044	133.762	132.801	131.476
Local agricultural products trucking without storage.....		484220-602	06/13	106.233	106.233	106.233	106.233	106.233
Dump trucking.....		484220-603	06/13	147.011	147.011	147.011	147.011	147.011
Local specialized trucking without storage.....		484220-604	06/13	121.207	121.207	122.145	122.145	122.006
Specialized freight (except used) trucking, long-distance.....	48423		12/03	171.071	167.944	166.639	166.235	165.068
Specialized freight (except used goods) trucking, long-distance.....	484230		12/03	171.077	167.951	166.645	166.241	165.074
Primary services.....		484230-P	06/01	168.609	165.257	164.121	163.593	162.589
Specialized freight (except used goods) trucking, long-distance.....		484230-6	06/01	168.609	165.257	164.121	163.593	162.589
Agricultural products trucking, long-distance.....		484230-602	06/13	146.489	150.076	148.777	146.762	146.619
All other specialized trucking, long-distance.....		484230-603	06/13	134.164	130.615	129.751	129.532	128.639
Pipeline Transportation.....	486		05/22	107.119	106.514	106.867	108.195	108.195
Pipeline transportation of crude oil.....	4861		12/03	280.530	280.530	280.637	280.637	280.637

See footnotes at end of table.

Table 11. Producer price indexes for net output of selected industries and their products, not seasonally adjusted — Continued
 [March 2023]

Title ¹	Industry code	Product code	Index base	Unadjusted index ²				
				Nov. 2022	Dec. 2022 ^P	Jan. 2023 ^P	Feb. 2023 ^P	Mar. 2023 ^P
Pipeline transportation of crude oil - Continued								
Pipeline transportation of crude oil	48611		12/03	280.530	280.530	280.637	280.637	280.637
Pipeline transportation of crude oil	486110		06/86	310.898	310.898	311.017	311.017	311.017
Primary services		486110-P	06/86	311.861	311.861	311.987	311.987	311.987
Pipeline transportation of crude oil		486110-3	06/86	302.601	302.601	302.723	302.723	302.723
Trans-Alaskan Pipeline System transportation		486110-311	06/86	119.715	119.715	119.479	119.479	119.479
Pipeline transportation of crude petroleum, except on the Trans-Alaskan Pipeline System		486110-312	06/86	408.785	408.785	409.010	409.010	409.010
Pipeline transportation of natural gas	4862		05/22	104.889	102.750	103.162	105.353	105.353
Pipeline transportation of natural gas	48621		05/22	104.889	102.750	103.162	105.353	105.353
Pipeline transportation of natural gas	486210		05/22	104.889	102.750	103.162	105.353	105.353
Primary services		486210-P	05/22	104.889	102.750	103.162	105.353	105.353
Pipeline transportation of natural gas services		486210-1	05/22	104.889	102.750	103.162	105.353	105.353
Other pipeline transportation	4869		12/03	205.730	205.730	206.693	206.832	206.832
Pipeline transportation of refined petroleum products	48691		12/03	205.730	205.730	206.693	206.832	206.832
Refined petroleum product pipeline transport	486910		06/86	235.439	235.439	236.541	236.700	236.700
Primary services		486910-P	06/86	235.828	235.828	236.932	237.091	237.091
Pipeline transportation of refined petroleum products		486910-1	06/86	239.194	239.194	240.314	240.475	240.475
Transportation support activities	488		12/03	143.367	143.902	142.441	142.002	139.923
Air transportation support activities	4881		12/96	195.528	194.294	199.281	202.209	202.454
Airport operations	48811		12/03	148.274	147.227	150.898	151.955	154.153
Other airport operations	488119		12/03	148.298	147.250	150.923	151.980	154.178
Primary services		488119-P	06/92	205.355	203.904	208.990	210.453	213.497
Aeronautical services		488119-5	06/14	115.146	115.121	118.487	118.627	121.944
Landing fees		488119-501	06/14	104.605	104.585	110.275	108.824	118.353
Terminal rental		488119-502	06/14	125.284	125.211	129.101	130.569	130.802
Other aeronautical services		488119-503	06/14	114.249	114.249	113.258	113.258	113.258
Non-aeronautical services		488119-6	06/14	120.349	117.951	120.348	121.950	121.950
Airport parking		488119-601	06/14	128.909	128.909	131.654	131.538	131.538
Lease space for rental cars		488119-602	06/14	131.932	117.157	126.479	127.765	127.765
Lease space for concessions		488119-603	06/92	164.210	170.289	159.046	158.304	158.304
Other non-aeronautical services		488119-604	06/14	104.439	104.439	105.886	111.890	111.890
Other air transportation support activities	48819		12/03	164.219	163.365	167.742	172.256	168.923
Other support activities for air transport	488190		12/03	164.214	163.360	167.736	172.251	168.918
Primary services		488190-P	06/92	210.561	209.830	215.227	221.159	217.283
Other air transportation support activities		488190-5	06/07	146.174	145.667	149.414	153.532	150.841
Water transportation support activities	4883		12/03	158.481	158.412	160.157	161.744	161.412
Port and harbor operations	48831		12/03	184.248	184.091	185.946	188.684	188.684
Port and harbor operations	488310		12/03	184.270	184.113	185.969	188.707	188.707
Primary services		488310-P	12/03	186.840	186.680	188.775	191.866	191.866
Port and harbor services		488310-1	12/03	186.840	186.680	188.775	191.866	191.866
Marine cargo handling	48832		12/03	153.403	153.365	153.374	153.394	153.394
Marine cargo handling	488320		12/91	172.792	172.750	172.760	172.783	172.783
Primary services		488320-P	12/91	168.539	168.496	168.506	168.528	168.528
Movement of containers		488320-8	12/98	151.663	151.646	151.656	151.655	151.655
Other marine cargo handling		488320-9	12/98	155.237	155.021	155.021	155.203	155.203
Navigational services to shipping	48833		12/03	156.840	156.756	162.094	166.106	164.815
Navigational services to shipping	488330		12/92	205.762	205.652	212.655	217.918	216.224
Primary services		488330-P	12/92	209.711	209.596	217.287	223.068	221.207
Navigational services to shipping and salvage		488330-1	12/92	209.711	209.596	217.287	223.068	221.207
Freight transportation arrangement	4885		12/96	125.258	126.897	121.972	119.663	116.124
Freight transportation arrangement	48851		12/96	125.258	126.897	121.972	119.663	116.124
Freight transportation arrangement	488510		12/94	127.815	129.488	124.464	122.108	118.498
Primary services		488510-P	12/94	128.256	129.963	124.528	121.949	118.105
Freight forwarding		488510-1	12/94	105.354	105.354	105.354	105.298	104.898
Arrangement of freight and cargo n.e.c.		488510-2	12/94	149.969	153.304	142.520	137.457	130.227
U.S. Postal Service	491		06/89	270.369	270.369	281.228	281.228	281.228
U.S. Postal Service	4911		06/89	270.369	270.369	281.228	281.228	281.228
U.S. Postal Service	49111		06/89	270.369	270.369	281.228	281.228	281.228

See footnotes at end of table.

Table 11. Producer price indexes for net output of selected industries and their products, not seasonally adjusted — Continued
 [March 2023]

Title ¹	Industry code	Product code	Index base	Unadjusted index ²				
				Nov. 2022	Dec. 2022 ^P	Jan. 2023 ^P	Feb. 2023 ^P	Mar. 2023 ^P
U.S. Postal Service - Continued								
U.S. Postal Service.....	491110		06/89	270.369	270.369	281.228	281.228	281.228
Primary services.....		491110-P	06/89	270.369	270.369	281.228	281.228	281.228
Mailing services (market dominant services).....		491110-7	12/12	133.512	133.512	139.462	139.462	139.462
First class mail.....		491110-71	06/89	239.138	239.138	248.829	248.829	248.829
Retail letters.....		491110-711	12/12	133.315	133.315	139.838	139.838	139.838
Commercial letters.....		491110-712	12/12	129.241	129.241	133.618	133.618	133.618
Retail and commercial flats.....		491110-713	12/12	129.892	129.892	136.039	136.039	136.039
Other first class mail and fees.....		491110-714	12/12	152.640	152.640	159.165	159.165	159.165
Periodicals mail.....		491110-72	06/89	319.001	319.001	330.638	330.638	330.638
Outside county.....		491110-721	06/89	326.055	326.055	337.676	337.676	337.676
Other periodicals mail and fees.....		491110-722	12/12	125.216	125.216	131.976	131.976	131.976
Standard class mail.....		491110-73	06/89	301.872	301.872	317.670	317.670	317.670
High density and saturation flats and parcels.....		491110-731	12/12	117.703	117.703	123.767	123.767	123.767
Carrier route basic mail.....		491110-732	12/12	127.136	127.136	137.752	137.752	137.752
Bulk letters.....		491110-733	12/12	132.002	132.002	136.170	136.170	136.170
Bulk flats.....		491110-734	12/12	138.894	138.894	147.486	147.486	147.486
Other standard mail and fees.....		491110-735	12/12	158.084	158.084	178.596	178.596	178.596
Package services mail.....		491110-74	06/89	303.045	303.045	314.194	314.194	314.194
Special services and fees.....		491110-75	06/89	319.307	319.307	333.232	333.232	333.232
Shipping services (competitive services).....		491110-8	12/12	166.855	166.855	171.832	171.832	171.832
Domestic priority mail.....		491110-81	06/89	406.584	406.584	405.137	405.137	405.137
Other shipping services and shipping special services & fees.....		491110-82	12/12	184.278	184.278	194.467	194.467	194.467
Couriers and messengers.....	492		12/03	291.248	287.819	308.437	308.190	307.441
Couriers and express delivery services.....	4921		12/03	300.911	297.100	319.551	319.281	318.461
Couriers and express delivery services.....	49211		12/03	300.927	297.115	319.568	319.298	318.478
Couriers and express delivery services.....	492110		12/03	300.886	297.075	319.524	319.254	318.434
Primary services.....		492110-P	12/03	301.945	298.112	320.648	320.377	319.555
Standard courier services.....		492110-1	12/92	439.563	438.108	469.484	469.094	468.315
Expedited courier services.....		492110-2	12/87	463.864	449.051	486.155	485.730	483.716
Domestic expedited courier services.....		492110-201	12/98	421.965	408.483	443.993	443.663	441.811
International expedited courier services.....		492110-202	12/98	364.042	352.434	378.197	377.755	376.213
Local messengers and local delivery.....	4922		12/03	164.960	166.160	167.229	167.229	167.229
Local messengers and local delivery.....	49221		12/03	164.621	165.818	166.885	166.885	166.885
Local messengers and local delivery.....	492210		12/03	164.593	165.790	166.856	166.856	166.856
Primary services.....		492210-P	12/92	212.345	213.889	215.265	215.265	215.265
Local messengers and local delivery services.....		492210-1	12/92	212.345	213.889	215.265	215.265	215.265
Warehousing and storage.....	493		12/06	136.197	139.072	143.459	147.533	146.793
Warehousing and storage.....	4931		12/06	136.151	139.026	143.410	147.483	146.744
General warehousing and storage.....	49311		12/03	139.904	144.513	149.668	153.966	153.550
General warehousing and storage.....	493110		12/03	139.988	144.599	149.758	154.058	153.642
Primary services.....		493110-P	06/93	153.297	158.347	163.996	168.705	168.249
General warehousing and storage services.....		493110-1	06/93	153.297	158.347	163.996	168.705	168.249
Refrigerated warehousing and storage.....	49312		12/03	147.091	142.999	145.699	150.206	147.912
Refrigerated warehousing and storage.....	493120		12/91	161.646	157.149	160.117	165.069	162.548
Primary services.....		493120-P	12/91	161.926	157.422	160.394	165.355	162.830
Warehousing and storage of refrigerated goods.....		493120-2	12/91	162.111	157.601	160.577	165.544	163.016
Farm product warehousing and storage.....	49313		12/03	140.981	140.942	140.929	140.956	140.899
Farm product warehousing and storage.....	493130		12/92	163.918	163.872	163.858	163.889	163.822
Primary services.....		493130-P	12/92	161.962	161.962	161.962	161.962	161.962
Farm product warehousing and storage services.....		493130-1	12/92	161.962	161.962	161.962	161.962	161.962
Publishing industries.....	513		12/22	—	100.000	101.968	102.830	103.152
Newspaper, book, and directory publishers.....	5131		12/22	—	100.000	101.561	102.279	102.934
Newspaper publishers.....	51311		12/22	—	100.000	99.342	99.690	99.693
Newspaper publishers.....	513110		12/22	—	100.000	99.342	99.690	99.693
Primary services.....		513110-P	12/22	—	100.000	99.342	99.690	99.693
Newspaper publishing.....		513110-1	12/22	—	100.000	99.342	99.690	99.693
Newspaper publishing from print publishers.....		513110-11	12/79	592.923	603.058	599.092	601.191	601.204
Newspaper advertising sales.....		513110-111	09/15	88.386	90.342	88.449	89.402	89.402
Newspaper advertising sales, print only.....		513110-1111	09/15	85.667	87.974	85.749	86.869	86.869
Newspaper advertising sales, digital only and print and digital bundled.....		513110-1112	09/15	104.357	104.357	104.357	104.357	104.357
Newspaper subscription and single copy sales.....		513110-112	09/15	177.705	179.728	179.732	179.775	179.780

See footnotes at end of table.

Table 11. Producer price indexes for net output of selected industries and their products, not seasonally adjusted — Continued
[March 2023]

Title ¹	Industry code	Product code	Index base	Unadjusted index ²				
				Nov. 2022	Dec. 2022 ^P	Jan. 2023 ^P	Feb. 2023 ^P	Mar. 2023 ^P
Newspaper publishers - Continued								
Newspaper subscriptions, print only.....		513110-1121	09/15	175.970	178.175	178.175	178.175	178.175
Newspaper subscriptions, online only and print and online bundled.....		513110-1122	09/15	195.462	195.652	195.699	196.260	196.335
Periodical publishers.....	51312		12/22	—	100.000	103.378	104.349	105.542
Periodical publishers.....	513120		12/22	—	100.000	103.364	104.327	105.517
Primary services.....		513120-P	12/22	—	100.000	101.942	102.062	103.030
Periodical publishing.....		513120-1	12/22	—	100.000	101.942	102.062	103.030
Periodical publishing from print publishers.....		513120-11	12/79	448.955	448.955	457.672	458.212	462.561
Periodicals, advertising sales.....		513120-111	12/14	104.152	104.152	107.671	107.895	109.546
Specialized business and professional periodicals, advertising sales.....		513120-1111	12/79	468.465	468.465	510.663	516.531	—
General and consumer periodicals, advertising sales.....		513120-1112	12/79	648.524	648.524	662.887	662.887	675.297
Periodicals, subscriptions and single copy sales.....		513120-112	12/14	103.868	103.868	103.987	103.987	104.178
Specialized business and professional periodicals, subscriptions and single copy sales.....		513120-1121	12/79	576.810	576.810	580.511	580.511	580.511
General and consumer periodicals, subscriptions and single copy sales.....		513120-1122	12/06	100.114	100.114	100.114	100.114	100.339
Book publishers.....	51313		12/22	—	100.000	102.053	102.330	103.329
Book publishers.....	513130		12/22	—	100.000	102.037	102.312	103.304
Primary services.....		513130-P	12/22	—	100.000	102.292	102.601	103.717
Book publishing from print publishers.....		513130-1	12/80	520.672	526.431	538.498	540.125	545.999
Print book publishing.....		513130-101	09/15	126.195	127.511	130.433	130.828	132.250
General adult and juvenile book publishing.....		513130-1011	06/09	106.829	106.458	107.864	108.053	109.024
General adult book publishing.....		513130-10111	06/09	110.660	110.220	111.756	110.706	110.997
Juvenile book publishing.....		513130-10112	06/09	96.279	96.089	97.276	98.685	100.271
Textbook publishing, including teachers' editions and workbooks.....		513130-1012	12/80	877.473	908.107	912.715	916.517	916.517
College textbook publishing.....		513130-10121	12/80	841.685	946.912	964.426	978.877	978.877
Elementary and high school textbook publishing.....		513130-10122	12/02	203.649	203.649	203.649	203.649	203.649
Technical, scientific, and professional book publishing.....		513130-1013	12/80	840.404	840.404	886.645	886.645	914.835
General reference book publishing.....		513130-1014	12/80	216.219	218.528	219.071	219.308	217.076
Religious book publishing.....		513130-1015	12/80	246.234	245.270	247.051	255.387	248.886
Directory and mailing list publishers.....	51314		12/22	—	100.000	101.975	104.391	104.785
Directory and mailing list publishers.....	513140		12/22	—	100.000	101.947	104.372	104.767
Primary services.....		513140-P	12/22	—	100.000	101.564	104.105	104.519
Directory and mailing list publishing.....		513140-1	12/22	—	100.000	101.564	104.105	104.519
Directory and mailing list publishing from print publishers.....		513140-11	12/03	122.413	122.705	130.719	129.801	130.124
Directory and mailing list publishing from print - ad sales incl. phone directory listings.....		513140-111	09/84	278.993	279.013	293.846	293.846	293.846
Directory and mailing list publishing from print - subscription, content, and licensing sales.....		513140-112	01/08	141.476	143.066	153.558	151.779	152.406
Directory and mailing list publishing from Internet publishers.....		513140-12	12/22	—	100.000	100.140	103.624	104.081
Other publishers.....	51319		12/22	—	100.000	100.810	101.172	101.203
Greeting card publishers.....	513191		12/22	—	100.000	100.144	100.069	100.086
Primary services.....		513191-P	12/22	—	100.000	100.083	100.000	100.017
Greeting card publishing.....		513191-1	12/22	—	100.000	100.083	100.000	100.017
Greeting card publishing from print publishers.....		513191-101	12/85	242.354	242.525	242.726	242.525	242.565
All other publishers.....	513199		12/22	—	100.000	102.909	104.633	104.707
Primary services.....		513199-P	12/22	—	100.000	103.463	103.576	103.663
All other publishing including yearbooks, art prints, patterns, and trading cards.....		513199-1	12/22	—	100.000	103.463	103.576	103.663
All other publishing including yearbooks, art prints, patterns, and trading cards, from print.....		513199-11	12/03	125.167	125.249	129.586	129.727	129.837
Other receipts.....		513199-SM	12/03	118.021	118.021	118.021	130.035	130.035
Software publishers.....	5132		12/03	91.023	91.333	93.409	94.294	94.366
Software publishers.....	51321		12/03	91.023	91.332	93.409	94.294	94.366
Software publishers.....	513210		12/97	86.037	86.330	88.291	89.126	89.194
Primary services.....		513210-P	12/97	89.571	89.951	92.173	93.122	93.197
Software publishing, except games.....		513210-5	06/06	97.495	97.894	100.563	101.697	101.683
System & application software publishing, excluding maintenance, tech support & games.....		513210-505	05/22	97.427	97.919	99.802	101.138	101.129
System software publishing.....		513210-50501	05/22	98.525	99.009	101.440	104.332	103.912
Application software publishing.....		513210-50502	12/97	105.020	105.557	106.922	106.420	106.928
Desktop and portable device application software publishing.....		513210-505021	06/06	101.483	102.268	105.384	103.113	103.049
Other application software publishing.....		513210-505022	06/06	116.941	117.278	117.474	118.229	119.202
Software maintenance, technical support, and other services related to software publishing.....		513210-506	12/97	161.345	161.246	178.515	177.071	176.963
Game software publishing.....		513210-7	12/13	83.984	84.563	83.754	83.487	84.662
Other receipts.....		513210-SM	12/97	56.050	56.050	56.050	56.034	56.049
Broadcasting, except Internet.....	516		12/03	140.964	136.552	131.906	125.550	123.244

See footnotes at end of table.

Table 11. Producer price indexes for net output of selected industries and their products, not seasonally adjusted — Continued
 [March 2023]

Title ¹	Industry code	Product code	Index base	Unadjusted index ²				
				Nov. 2022	Dec. 2022 ^P	Jan. 2023 ^P	Feb. 2023 ^P	Mar. 2023 ^P
Broadcasting, except Internet - Continued								
Radio and television broadcasting.....	5161		06/01	119.795	108.905	101.957	102.711	102.192
Radio broadcasting.....	51611		12/03	103.943	100.509	89.476	98.374	96.869
Radio broadcasting stations.....	516110		06/88	187.752	181.557	161.623	177.701	174.980
Primary services.....		516110-P	06/88	189.073	182.228	161.853	178.283	175.502
Radio station services.....		516110-1	06/88	202.868	193.166	171.568	188.985	186.037
Radio station advertising sales.....		516110-101	06/88	197.171	186.177	161.413	181.382	178.002
Radio station advertising sales, local.....		516110-10101	12/95	140.066	136.247	123.935	136.538	134.117
Radio station advertising sales, national and regional.....		516110-10102	12/95	153.050	133.394	101.934	120.987	118.443
Other radio station services.....		516110-102	12/03	141.978	141.978	141.978	141.978	141.978
Other receipts.....		516110-SM	12/03	134.763	134.815	135.009	134.995	135.037
Television broadcasting.....	51612		12/03	117.732	103.869	98.501	96.860	96.655
Television broadcasting stations.....	516120		06/01	118.652	104.655	99.246	97.592	97.385
Primary services.....		516120-P	06/01	97.763	83.958	79.855	78.590	78.432
Television station advertising sales.....		516120-3	06/08	106.705	88.889	82.152	80.073	79.814
Other television station broadcasting services.....		516120-4	06/08	117.939	117.939	117.939	117.939	117.939
Other receipts.....		516120-SM	06/01	192.987	192.987	190.617	190.604	190.587
Cable and other subscription programming.....	5162		12/03	156.649	156.856	153.621	142.507	139.001
Cable and other subscription programming.....	51621		12/03	159.347	159.557	156.267	144.961	141.395
Media streaming dist svcs, social networks, and other media networks and content providers.....	516210		12/03	156.722	156.928	153.694	142.558	139.052
Primary services.....		516210-P	12/03	163.734	163.949	160.545	149.088	145.413
Cable networks.....		516210-1	12/03	163.734	163.949	158.929	142.019	136.595
Cable network advertising services.....		516210-11	06/93	204.015	204.939	197.251	173.792	166.267
Cable network programming services.....		516210-12	06/93	276.879	276.879	285.767	285.767	285.767
Radio network and national syndication services.....		516210-3	12/95	117.667	117.699	117.678	117.678	117.678
Telecommunications.....	517		12/03	105.914	106.173	107.479	107.670	108.384
Wired and wireless telecommunications carriers.....	5173		12/17	108.506	108.774	110.122	110.318	111.055
Wired and wireless telecommunications carriers.....	51731		12/17	108.506	108.774	110.122	110.318	111.055
Wired telecommunications carriers.....	517311		12/03	132.471	132.954	135.761	136.134	137.673
Primary products.....		517311-P	12/03	132.290	132.772	135.575	135.947	137.484
Local telephone service, except private lines.....		517311-1	12/03	148.893	148.954	148.294	148.840	150.783
Residence local telephone service.....		517311-111	12/03	163.984	163.978	163.974	164.420	165.588
Business and other local telephone service.....		517311-112	12/03	130.192	130.344	128.561	129.297	132.615
Public switched toll service.....		517311-2	12/03	132.388	132.859	133.588	133.768	132.307
Residence switched toll service.....		517311-21	12/03	197.091	196.849	197.011	197.055	197.088
Business switched toll and other toll service.....		517311-22	12/03	65.436	66.162	66.799	66.956	65.571
Private line telephone service.....		517311-3	12/03	95.665	95.800	95.732	97.771	97.744
All-distance telephone service.....		517311-4	12/11	138.455	138.185	138.622	139.118	139.104
Residential all-distance telephone service.....		517311-401	12/11	140.977	141.153	141.440	141.502	141.542
Business all-distance telephone service.....		517311-402	12/11	136.262	135.602	136.169	137.037	136.978
Video programming distribution.....		517311-5	12/03	173.251	176.850	179.403	181.967	185.866
Video programming subscriber services.....		517311-501	06/93	245.683	251.139	255.059	258.997	264.986
Advertising services.....		517311-502	06/93	128.596	128.596	128.596	128.596	128.596
Internet access services.....		517311-6	06/04	59.722	59.697	60.207	60.367	60.917
Residential Internet access services.....		517311-601	12/11	88.343	88.602	89.421	89.618	89.658
Business Internet access services.....		517311-602	12/11	96.804	96.468	97.123	97.496	100.526
Bundled access services.....		517311-7	12/11	124.937	124.708	129.913	129.363	131.140
Other wired telecommunications services.....		517311-9	12/03	105.075	105.075	105.075	105.075	105.075
Wireless telecommunications carriers.....	517312		06/99	44.011	44.015	44.006	44.022	44.016
Primary services.....		517312-P	06/99	43.498	43.502	43.493	43.509	43.503
Wireless telecommunications services.....		517312-1	06/99	43.498	43.502	43.493	43.509	43.503
Data processing and related services.....	5182		12/03	113.040	113.067	113.087	113.207	113.406
Data processing and related services.....	51821		12/03	113.040	113.067	113.087	113.207	113.406
Data processing, hosting and related services.....	518210		12/00	116.684	116.713	116.733	116.856	117.062
Primary services.....		518210-P	12/00	109.975	110.013	110.036	110.175	110.408
Business process management services.....		518210-1	12/00	104.507	104.507	104.507	104.507	104.507
Data management, information transformation, and related services.....		518210-4	12/00	105.582	105.582	105.582	105.582	105.582
Hosting, ASP, and other IT infrastructure provisioning services.....		518210-5	12/06	110.248	110.317	110.359	110.610	111.029
Other receipts.....		518210-SM	12/00	138.116	138.116	138.116	138.116	138.116
Depository credit intermediation.....	5221		12/03	124.547	125.956	132.680	136.664	131.880
Commercial banking.....	52211		12/03	127.650	129.039	136.086	140.362	135.226
Commercial banking.....	522110		12/03	127.650	129.039	136.086	140.362	135.226

See footnotes at end of table.

Table 11. Producer price indexes for net output of selected industries and their products, not seasonally adjusted — Continued
 [March 2023]

Title ¹	Industry code	Product code	Index base	Unadjusted index ²				
				Nov. 2022	Dec. 2022 ^p	Jan. 2023 ^p	Feb. 2023 ^p	Mar. 2023 ^p
Commercial banking - Continued								
Primary services.....		522110-P	12/03	127.650	129.039	136.086	140.362	135.226
Loan services.....		522110-1	12/03	210.033	202.538	220.744	232.558	218.136
Residential real estate loans, except home equity.....		522110-101	12/03	101.323	88.752	88.349	90.309	84.275
Nonresidential real estate loans.....		522110-102	12/03	465.865	462.999	519.752	554.838	518.904
Home equity loans.....		522110-103	12/03	227.087	225.681	234.943	245.831	242.363
Commercial, industrial, and agricultural loans, except real estate.....		522110-105	12/03	205.592	201.154	224.537	238.578	220.599
New and used auto and truck loans.....		522110-106	12/03	102.941	86.062	92.374	93.301	81.232
Credit cards, overdraft credit, and related plans.....		522110-107	12/03	175.786	177.141	187.763	193.704	188.214
Other loan services.....		522110-108	12/03	110.825	108.313	112.561	114.010	111.719
Deposit services.....		522110-2	12/03	56.151	64.791	63.546	62.013	63.785
Demand deposits.....		522110-201	12/11	80.487	91.178	90.140	86.915	93.759
Time and other deposits.....		522110-202	12/11	125.817	147.316	143.567	141.456	139.880
Trust services.....		522110-3	12/03	94.593	94.659	94.708	98.012	98.128
Other banking services.....		522110-4	12/03	102.080	102.080	102.080	102.080	102.080
Savings institutions.....	52218		12/03	97.037	98.819	101.610	101.682	101.632
Savings institutions and other depository credit intermediation.....	522180		12/03	97.038	98.820	101.611	101.683	101.633
Primary services.....		522180-P	12/03	97.194	98.979	101.774	101.846	101.796
Loan services.....		522180-1	12/03	109.265	104.775	110.521	113.536	112.726
Residential real estate loans, except home equity.....		522180-101	12/03	84.933	80.701	81.875	84.316	87.445
Nonresidential real estate loans.....		522180-102	12/03	198.252	185.243	195.203	198.189	194.497
Home equity loans.....		522180-103	12/03	298.380	280.297	313.222	318.518	319.709
Commercial, industrial, and agricultural loans, except real estate.....		522180-105	12/03	220.666	232.912	251.082	264.894	268.259
New and used auto and truck loans.....		522180-106	12/03	86.911	85.054	90.385	92.736	93.616
Credit cards, overdraft credit, and related plans.....		522180-109	12/11	125.190	121.092	125.179	129.911	120.573
Other loan services.....		522180-111	12/03	91.099	90.390	96.128	96.052	93.069
Deposit services.....		522180-2	12/03	92.219	104.478	101.988	96.092	97.526
Demand deposits.....		522180-201	12/11	90.513	105.493	106.328	108.162	113.918
Time and other deposits.....		522180-202	12/11	125.358	140.924	136.485	126.023	126.568
Trusts and other banking services.....		522180-3	12/03	170.830	170.830	174.324	179.797	179.797
Security, commodity contracts and like activity.....	523		12/03	238.819	237.307	244.237	249.808	244.817
Securities and commodity contracts intermediation and brokerage.....	5231		06/00	191.229	189.353	194.721	203.799	205.070
Investment banking and securities intermediation.....	52315		12/22	-	100.000	102.835	107.629	108.301
Investment banking and securities intermediation.....	523150		12/22	-	100.000	102.835	107.629	108.301
Primary services.....		523150-P	12/22	-	100.000	102.835	107.629	108.301
Securities brokerage.....		523150-1	12/03	118.541	119.835	120.473	124.363	123.236
Brokerage services.....		523150-101	06/00	53.115	55.565	54.017	54.017	54.024
Brokerage services, equities and ETFs.....		523150-1011	06/00	44.459	47.800	44.479	44.479	44.493
Brokerage services, all other securities.....		523150-1012	06/00	74.373	74.452	74.497	74.497	74.497
Other securities related services including margin lending and mutual fund sales.....		523150-102	06/00	171.110	171.123	174.957	183.371	180.923
Investment banking and securities dealing.....		523150-2	12/03	403.044	394.233	412.068	435.443	442.754
Dealer transactions.....		523150-201	06/00	123.397	113.691	110.886	116.217	119.505
Dealer transactions, equity securities.....		523150-2011	06/05	139.675	123.989	121.361	131.906	128.890
Dealer transactions, debt securities and all other trading.....		523150-2012	06/00	135.900	135.141	131.203	130.911	144.068
Investment banking services.....		523150-202	06/00	253.340	249.858	250.557	255.800	263.517
Other securities dealing services.....		523150-203	12/03	1,823.642	1,829.900	2,072.719	2,253.995	2,255.458
Portfolio management and investment advice.....	52394		12/22	-	100.000	102.990	103.342	98.974
Portfolio management and investment advice.....	523940		12/22	-	100.000	102.990	103.342	98.974
Primary services.....		523940-P	12/22	-	100.000	102.990	103.342	98.974
Portfolio management.....		523940-1	06/02	298.809	295.972	308.313	306.923	293.006
Mutual fund and exchange traded fund management.....		523940-11	06/02	391.315	378.861	394.599	383.186	339.640
Management of equity funds.....		523940-1101	01/17	199.461	187.924	198.888	188.221	155.989
Management of bond funds.....		523940-1102	01/17	103.639	105.614	106.840	108.895	107.749
Management of other funds.....		523940-1103	01/17	99.922	100.066	100.672	103.070	103.187
Private portfolio management.....		523940-12	06/02	252.368	254.681	265.327	268.404	267.843
Management of equity private portfolios.....		523940-1201	01/17	120.796	123.018	130.514	132.968	132.442
Management of bond private portfolios.....		523940-1202	01/17	99.535	99.712	100.978	101.185	101.187
Management of other private portfolios.....		523940-1203	01/17	122.705	122.758	125.312	125.546	125.645
Investment advice.....		523940-2	06/02	218.644	227.101	217.605	229.738	224.439
Investment advisory services.....		523940-21	06/02	218.644	227.101	217.605	229.738	224.439
Insurance carriers and related activities.....	524		12/03	146.961	147.549	148.405	148.482	148.580
Insurance carriers.....	5241		12/03	147.582	148.186	149.065	149.145	149.246
Direct life/health/medical insurance carriers.....	52411		12/03	152.597	152.618	153.294	153.334	153.336
Direct life insurance carriers.....	524113		12/98	118.813	118.708	118.363	118.363	118.359

See footnotes at end of table.

Table 11. Producer price indexes for net output of selected industries and their products, not seasonally adjusted — Continued
 [March 2023]

Title ¹	Industry code	Product code	Index base	Unadjusted index ²				
				Nov. 2022	Dec. 2022 ^p	Jan. 2023 ^p	Feb. 2023 ^p	Mar. 2023 ^p
Direct life insurance carriers - Continued								
Primary services.....		524113-P	12/98	118.597	118.493	118.148	118.149	118.145
Life insurance policies.....		524113-1	12/98	113.475	113.354	112.952	112.952	112.952
Individual life insurance policies.....		524113-101	12/98	121.722	121.713	120.819	120.819	120.819
Term life insurance policies.....		524113-10101	12/98	112.755	112.720	106.491	106.492	106.492
Whole life insurance policies.....		524113-10102	12/98	130.227	130.227	130.224	130.225	130.225
Universal life insurance policies.....		524113-10103	12/98	118.358	118.360	118.629	118.631	118.631
Variable-universal and other individual life insurance policies.....		524113-10105	12/17	103.102	103.102	103.102	103.102	103.102
Group life insurance policies.....		524113-102	12/98	93.009	92.542	93.636	93.636	93.636
Annuities.....		524113-2	12/98	149.901	149.828	149.702	149.708	149.647
Variable deferred annuities.....		524113-201	12/98	186.743	186.743	187.070	187.070	187.070
Fixed-rate deferred annuities.....		524113-202	12/98	113.844	113.844	113.707	113.741	113.741
Immediate annuities.....		524113-203	12/98	130.554	129.716	127.453	127.355	126.729
Disability insurance policies.....		524113-3	06/06	102.704	102.704	102.695	102.695	102.695
Direct health and medical insurance carriers.....	524114		12/02	194.382	194.480	195.897	195.968	195.974
Primary services.....		524114-P	12/02	197.340	197.440	198.926	199.000	199.006
Medical service plans.....		524114-1	12/02	206.284	206.393	207.949	208.026	208.033
Comprehensive medical service plans.....		524114-101	12/02	209.982	210.110	212.853	213.015	213.015
Group managed care medical service plans.....		524114-10101	12/02	210.414	210.614	213.841	214.183	214.183
Group fee-for-service medical service plans.....		524114-10102	12/02	185.671	185.671	186.589	186.589	186.589
Individual comprehensive medical service plans.....		524114-10103	12/02	314.730	314.730	318.762	318.762	318.762
Non-comprehensive medical service plans.....		524114-103	06/07	128.678	128.682	129.069	129.076	129.083
Dental service plans.....		524114-10301	12/02	135.114	135.124	136.206	136.274	136.352
Supplemental Medicare service plans.....		524114-10302	12/02	163.264	163.264	164.356	164.356	164.356
Other medical service plans.....		524114-10303	12/02	169.239	169.239	169.239	169.239	169.239
Indemnity health insurance plans.....		524114-2	12/02	114.130	114.109	114.140	114.145	114.145
Other direct insurance carriers.....	52412		12/98	161.615	163.608	165.160	165.351	165.709
Direct property and casualty insurers.....	524126		06/98	161.734	163.728	165.281	165.473	165.831
Primary services.....		524126-P	06/98	161.871	163.867	165.422	165.613	165.972
Private passenger auto insurance.....		524126-1	06/98	194.229	197.787	201.638	201.811	202.139
Homeowner's insurance.....		524126-2	06/98	219.088	220.171	220.007	220.007	221.477
Commercial auto insurance.....		524126-3	06/98	128.096	128.300	127.888	128.255	127.050
Non-auto liability insurance.....		524126-4	06/98	124.219	124.341	124.758	124.758	124.667
Medical malpractice insurance.....		524126-402	06/98	111.901	111.901	113.849	113.849	113.849
Product and other non-auto liability insurance.....		524126-403	06/98	126.783	126.933	127.074	127.074	126.967
Commercial multiple peril insurance.....		524126-5	06/98	143.854	149.227	150.006	150.006	150.718
Worker's compensation insurance.....		524126-6	06/98	90.258	90.258	90.227	90.227	90.665
Other property and casualty insurance.....		524126-7	12/03	118.499	118.865	119.051	119.833	120.113
Insurance agencies and brokerages.....	52421		12/03	113.276	113.344	113.422	113.422	113.422
Insurance agencies and brokerages.....	524210		12/02	117.285	117.355	117.436	117.436	117.436
Primary services.....		524210-P	12/02	118.032	118.106	118.192	118.192	118.192
Sale of property and casualty insurance.....		524210-1	12/02	119.052	119.175	119.307	119.307	119.307
Sale of personal property and casualty insurance.....		524210-101	06/09	115.261	115.506	115.168	115.168	115.168
Sale of private passenger auto insurance.....		524210-10101	12/02	118.979	119.330	118.790	118.790	118.790
Sale of homeowner's insurance.....		524210-10102	12/02	124.271	124.271	124.304	124.304	124.304
Sale of other personal property and casualty insurance.....		524210-10103	06/09	101.469	101.699	101.767	101.767	101.767
Sale of commercial property and casualty insurance.....		524210-102	12/02	120.272	120.272	120.901	120.901	120.901
Sale of life insurance and annuities.....		524210-2	12/02	106.758	106.758	106.703	106.703	106.703
Sale of health and medical insurance.....		524210-3	12/02	133.188	133.188	133.242	133.242	133.242
Sale of other insurance.....		524210-4	12/02	103.209	103.209	103.209	103.209	103.209
Lessors of nonresidential buildings (except miniwarehouses).....	53112		12/03	136.832	138.464	141.236	135.046	133.528
Lessors of nonresidential buildings.....	531120		12/95	160.083	161.993	165.235	157.993	156.217
Primary services.....		531120-P	12/95	155.559	157.415	160.565	153.529	151.803
Leasing of shopping centers and retail stores.....		531120-1	12/95	140.917	146.271	154.072	138.449	134.631
Leasing of professional and office buildings.....		531120-2	12/95	171.181	170.018	172.818	174.951	174.122
Leasing of manufacturing and industrial buildings.....		531120-3	12/95	136.961	138.113	140.081	140.272	140.488
Leasing of other nonresidential buildings and facilities.....		531120-7	12/02	148.961	150.542	140.346	131.479	132.722
Lessors of miniwarehouse and self storage units.....	53113		12/03	194.552	194.370	195.031	194.414	193.857
Miniwarehouse and self-storage unit operators.....	531130		12/03	194.540	194.359	195.019	194.403	193.846
Primary services.....		531130-P	06/93	295.631	295.355	296.387	295.424	294.553
Miniwarehouse and self-storage unit operation.....		531130-1	06/93	295.631	295.355	296.387	295.424	294.553
Offices of real estate agents and brokers.....	5312		12/03	185.388	185.147	184.228	182.634	181.624
Offices of real estate agents and brokers.....	53121		12/03	185.388	185.147	184.228	182.634	181.625
Offices of real estate agents and brokers.....	531210		12/03	185.268	185.027	184.108	182.516	181.507

See footnotes at end of table.

Table 11. Producer price indexes for net output of selected industries and their products, not seasonally adjusted — Continued
 [March 2023]

Title ¹	Industry code	Product code	Index base	Unadjusted index ²				
				Nov. 2022	Dec. 2022 ^P	Jan. 2023 ^P	Feb. 2023 ^P	Mar. 2023 ^P
Offices of real estate agents and brokers - Continued								
Primary services.....		531210-P	12/03	185.290	185.050	184.131	182.538	181.529
Real estate brokerage, residential property sales and leases.....		531210-1	12/95	255.784	255.034	253.848	251.869	250.517
Real estate brokerage, nonresidential property sales and leases including land sales and leases.....		531210-6	12/06	145.684	146.587	145.668	143.902	143.011
Real estate brokerage, nonresidential property sales including land sales.....		531210-601	12/09	165.604	166.189	164.651	161.722	160.269
Real estate brokerage, nonresidential property leases including land leases.....		531210-602	12/09	128.928	130.126	130.158	130.174	130.140
Real estate property managers.....	53131		12/03	127.562	126.450	127.333	126.997	127.008
Residential property managers.....	531311		12/03	139.998	138.016	139.079	138.402	138.233
Primary services.....		531311-P	12/03	142.059	140.048	141.127	140.440	140.269
Residential property management services.....		531311-1	12/95	148.393	146.292	147.419	146.701	146.522
Nonresidential property managers.....	531312		12/03	107.309	107.718	108.339	108.460	108.705
Primary services.....		531312-P	12/03	107.309	107.718	108.339	108.460	108.705
Nonresidential property management services.....		531312-1	12/95	119.146	119.600	120.290	120.424	120.696
Offices of real estate appraisers.....	531320		12/03	116.795	116.857	117.571	116.296	114.282
Primary services.....		531320-P	12/03	118.618	118.681	119.407	118.112	116.066
Real estate appraisal services.....		531320-1	12/95	126.783	126.850	127.626	126.242	124.055
Automotive equipment rental and leasing.....	5321		06/01	155.958	153.590	149.077	150.624	153.581
Passenger car rental and leasing.....	53211		12/03	141.900	138.740	133.010	135.409	139.606
Passenger car rental.....	532111		12/91	208.277	203.638	195.229	198.750	204.910
Primary services.....		532111-P	12/91	207.211	202.596	194.230	197.732	203.861
Standard passenger car rental.....		532111-2	12/91	198.050	192.044	181.537	185.624	193.441
Passenger car rental for business travel.....		532111-211	12/98	94.866	95.077	94.715	96.380	95.658
Passenger car rental for leisure travel.....		532111-221	12/98	203.162	194.427	180.525	184.906	195.915
Replacement passenger car rental.....		532111-3	12/91	268.167	268.763	268.194	269.705	269.637
Truck, utility trailer and RV rental and leasing.....	53212		12/03	141.754	141.793	140.876	140.337	140.066
Truck, utility trailer, and RV rental and leasing.....	532120		06/91	162.724	162.757	161.706	161.088	160.778
Primary services.....		532120-P	06/91	159.121	159.634	158.431	157.495	157.158
Rental of trucks, truck trailers, RVs.....		532120-1	06/91	173.263	172.738	171.808	166.604	165.707
Leasing of trucks, truck trailers, and RVs.....		532120-4	06/91	142.661	143.770	142.482	143.944	143.934
Other receipts.....		532120-SM	06/91	179.005	175.818	176.201	178.463	178.413
Other heavy machinery rental and leasing.....	532412		12/03	135.451	135.558	135.684	135.698	135.482
Primary services.....		532412-P	12/03	118.937	119.109	119.082	119.117	119.117
Construction equipment rental and leasing.....		532412-1	12/03	127.973	128.240	128.198	128.251	128.251
Oilfield and well drilling equipment rental and leasing.....		532412-2	12/03	99.554	99.554	99.554	99.554	99.554
Other receipts.....		532412-SM	12/03	197.500	197.500	198.808	198.642	196.792
Legal services.....	5411		12/96	257.630	257.309	265.519	270.585	270.279
Offices of lawyers.....	54111		12/96	257.630	257.309	265.519	270.585	270.279
Offices of lawyers.....	541110		12/96	257.630	257.309	265.519	270.585	270.279
Primary services.....		541110-P	12/96	256.841	256.521	264.706	269.756	269.452
Labor and employment legal services.....		541110-A	12/14	121.393	121.606	123.094	124.509	124.203
Criminal legal services.....		541110-B	12/14	100.847	100.847	101.502	101.502	101.502
Other legal services.....		541110-C	12/14	119.060	119.060	121.054	121.054	121.054
Real estate legal services.....		541110-2	12/96	244.961	245.145	258.930	261.914	261.915
Civil negligence legal services.....		541110-3	12/96	196.391	197.044	205.453	206.899	207.643
Defendant representation.....		541110-301	12/96	252.647	252.596	259.822	262.385	263.384
Plaintiff representation.....		541110-302	12/96	133.696	134.861	143.313	143.765	144.240
Wills, estate planning, and probate.....		541110-6	12/96	234.820	234.820	245.708	245.708	245.708
Business and commercial legal services.....		541110-9	12/14	145.504	144.989	149.880	155.198	154.706
Tax legal services.....		541110-901	12/14	151.822	151.642	176.292	177.323	177.403
Intellectual property legal services.....		541110-902	12/14	140.863	140.863	145.229	149.431	146.633
Bankruptcy and other business and commercial legal services.....		541110-903	12/14	145.939	145.318	149.216	155.007	154.985
Offices of certified public accountants.....	541211		12/03	134.164	134.555	138.288	138.193	137.794
Primary services.....		541211-P	12/03	136.996	137.605	140.509	141.011	140.564
Other accounting services.....		541211-A	12/08	117.375	116.694	117.536	117.187	117.073
Financial auditing.....		541211-4	06/95	166.693	163.477	167.831	169.430	168.828
Tax preparation and planning.....		541211-5	06/95	178.000	183.482	187.109	187.109	186.323
Bookkeeping and compilation.....		541211-9	12/08	133.534	133.656	136.871	136.731	136.792
Other accounting services.....	541219		12/03	142.058	141.228	142.564	146.801	146.801
Primary services.....		541219-P	12/03	142.203	141.372	142.710	146.951	146.951
Other accounting services (non-CPA firms).....		541219-1	12/03	142.203	141.372	142.710	146.951	146.951
Architectural, engineering and related services.....	5413		12/96	184.876	184.748	186.794	187.608	187.655
Architectural services.....	54131		12/03	124.621	124.583	124.690	124.692	124.896

See footnotes at end of table.

Table 11. Producer price indexes for net output of selected industries and their products, not seasonally adjusted — Continued
[March 2023]

Title ¹	Industry code	Product code	Index base	Unadjusted index ²				
				Nov. 2022	Dec. 2022 ^P	Jan. 2023 ^P	Feb. 2023 ^P	Mar. 2023 ^P
Architectural services - Continued								
Architectural services.....	541310		12/96	150.480	150.434	150.563	150.566	150.812
Primary services.....		541310-P	12/96	153.660	153.608	153.755	153.758	154.039
Residential building projects.....		541310-1	12/96	175.490	175.776	175.776	175.754	175.754
Nonresidential building projects.....		541310-7	12/10	111.597	111.520	111.665	111.665	111.928
Commercial and industrial building projects.....		541310-71	09/19	102.839	102.839	102.839	102.839	102.925
Institutional building projects.....		541310-72	09/19	106.039	105.904	106.163	106.163	106.567
Other architectural services, incl. historic restoration & architectural consulting services.....		541310-8	12/10	142.849	142.494	142.494	142.638	142.941
Engineering services.....	54133		12/03	151.849	151.735	153.665	154.441	154.446
Engineering services.....	541330		12/96	191.696	191.553	193.991	194.972	194.978
Primary services.....		541330-P	12/96	193.294	193.134	195.833	196.919	196.919
Building related engineering projects.....		541330-1	12/96	173.374	173.377	175.068	175.109	175.109
Residential building engineering projects.....		541330-101	12/09	108.526	108.526	108.526	108.526	108.526
Commercial, public, and institutional building engineering projects.....		541330-102	12/09	130.985	130.993	132.427	132.527	132.527
Industrial and manufacturing plant and process engineering projects.....		541330-103	12/09	121.714	121.714	123.045	123.045	123.045
Non-building related engineering projects.....		541330-2	12/96	205.471	205.181	208.606	210.472	210.472
Transportation engineering projects.....		541330-201	12/09	132.143	131.335	133.853	134.018	134.018
Highway and roadway engineering projects.....		541330-20101	12/09	128.125	126.707	128.655	128.909	128.909
Other transportation engineering projects, including mass transit engineering projects.....		541330-20102	12/09	137.865	137.865	141.343	141.352	141.352
Municipal utility and power generation and distribution engineering projects.....		541330-202	12/09	137.475	137.446	142.442	143.240	143.240
All other non-building related engineering projects.....		541330-203	12/09	149.551	149.554	150.601	152.812	152.812
Other receipts.....		541330-SM	12/96	177.544	177.532	177.564	177.565	177.626
Management and technical consulting services.....	5416		06/06	126.443	127.977	128.461	127.566	127.015
Management consulting services.....	54161		06/06	126.443	127.977	128.461	127.567	127.016
Management consulting services.....	541610		06/06	126.449	127.983	128.857	127.625	127.422
Primary services.....		541610-P	06/06	126.577	128.112	129.330	127.799	127.902
Administrative and general management consulting services.....		541610-1	06/06	145.878	147.058	148.727	145.593	145.643
Marketing consulting services.....		541610-3	06/06	67.322	67.322	67.325	67.325	67.325
Process, physical distribution and logistics consulting services.....		541610-4	06/06	108.131	109.953	113.299	114.999	114.937
Human resources consulting services.....		541610-5	06/06	107.206	113.145	113.432	113.217	114.323
Advertising agencies.....	54181		12/03	123.110	123.137	123.250	123.439	123.822
Advertising agencies.....	541810		06/95	149.237	149.269	149.406	149.635	150.100
Primary services.....		541810-P	06/95	152.196	152.232	152.382	152.633	153.070
Advertising agency services.....		541810-4	09/21	108.601	108.627	108.734	108.913	109.225
Advertising creative services billed separately.....		541810-401	06/95	141.507	141.507	141.507	141.636	141.771
Advertising placement services, including bundled placement and creative services.....		541810-402	06/95	161.980	162.033	162.277	162.628	163.280
Other advertising services billed separately.....		541810-403	12/08	102.598	102.598	102.598	102.598	102.598
Other receipts.....		541810-SM	06/95	129.192	129.192	129.192	129.192	130.015
Employment services.....	5613		12/96	159.170	159.162	159.390	158.821	159.397
Employee leasing services.....	56133		12/03	130.583	130.611	130.648	130.804	130.804
Professional employer organizations.....	561330		12/03	130.583	130.611	130.648	130.804	130.804
Primary services.....		561330-P	06/94	168.895	168.932	168.981	169.183	169.183
Co-employment staffing.....		561330-1	06/94	168.895	168.932	168.981	169.183	169.183
Staffing services (except PEOs).....	56138		12/10	135.073	135.042	135.354	134.378	135.241
Staffing services (except PEOs).....	561380		12/10	135.062	135.032	135.344	134.367	135.230
Primary services.....		561380-P	12/10	135.887	135.865	136.170	135.166	136.044
Temporary help services.....		561380-1	06/94	178.008	177.936	178.307	177.185	178.437
Temporary help services, office and clerical.....		561380-101	06/94	182.780	183.345	183.994	180.993	182.618
Temporary help services, light and heavy industrial.....		561380-102	06/94	178.746	179.988	179.827	179.432	178.863
Temporary help services, technical and professional.....		561380-103	06/94	101.090	100.487	99.877	99.686	100.196
Temporary help services, medical.....		561380-104	06/94	212.579	211.455	217.487	211.140	220.482
Temporary help services, other.....		561380-105	06/94	183.657	183.873	184.396	185.320	185.197
Employment placement services.....		561380-2	12/03	141.725	142.162	142.082	138.331	138.144
Executive search services.....		561380-3	12/06	104.685	104.410	106.094	106.797	107.560
Travel agencies.....	56151		12/03	104.398	105.109	105.130	104.607	104.193
Travel agencies.....	561510		12/89	116.965	117.763	117.787	117.200	116.734
Primary services.....		561510-P	12/89	116.160	117.029	117.068	116.194	115.502
Flight bookings.....		561510-1	12/89	96.747	95.915	95.919	96.807	95.807
Domestic flight bookings.....		561510-111	12/89	93.821	93.161	93.234	93.250	93.517
International flight bookings.....		561510-112	12/89	72.433	71.719	71.682	72.829	71.375
Other travel agency services, except flight bookings.....		561510-2	12/89	165.853	168.260	168.345	165.325	164.806
Hotel and car rental bookings.....		561510-211	12/89	172.166	172.997	173.213	175.453	176.753

See footnotes at end of table.

Table 11. Producer price indexes for net output of selected industries and their products, not seasonally adjusted — Continued
 [March 2023]

Title ¹	Industry code	Product code	Index base	Unadjusted index ²				
				Nov. 2022	Dec. 2022 ^p	Jan. 2023 ^p	Feb. 2023 ^p	Mar. 2023 ^p
Travel agencies - Continued								
Hotel bookings.....		561510-2111	12/11	101.709	102.261	102.385	103.724	104.482
Car rental bookings.....		561510-2112	12/11	152.243	152.678	153.861	151.844	155.607
Cruise and tour bookings.....		561510-222	06/02	102.952	109.685	109.762	102.504	100.834
Cruise bookings.....		561510-2221	12/11	106.235	109.645	112.046	103.371	101.937
Packaged tour bookings.....		561510-2222	12/11	94.706	102.729	93.975	92.572	90.111
All other travel agency services.....		561510-233	06/02	126.570	126.121	126.121	126.121	126.121
Security guards and patrol services.....	561612		12/04	151.584	151.554	153.260	153.425	153.535
Primary services.....		561612-P	12/04	151.401	151.370	153.074	153.239	153.349
Security guard services.....		561612-1	12/04	151.401	151.370	153.074	153.239	153.349
Janitorial services.....	56172		12/03	134.355	135.707	136.262	136.109	136.502
Janitorial services.....	561720		12/94	158.933	160.532	161.188	161.008	161.472
Primary services.....		561720-P	12/94	159.823	161.505	162.193	162.004	162.491
Janitorial cleaning services.....		561720-5	12/94	159.823	161.505	162.193	162.004	162.491
Nonresidential cleaning services.....		561720-51	06/03	132.333	133.882	134.503	134.332	134.772
Residential cleaning services.....		561720-52	06/03	166.937	166.937	166.937	166.937	166.937
Waste collection.....	5621		12/03	171.487	171.639	173.951	177.509	180.946
Waste collection.....	56211		12/03	171.487	171.640	173.951	177.510	180.946
Solid waste collection.....	562111		12/03	171.509	171.662	173.971	177.527	180.963
Primary services.....		562111-P	06/93	235.713	236.251	239.922	245.453	250.438
Solid waste collection services.....		562111-2	06/93	235.713	236.251	239.922	245.453	250.438
Offices of physicians.....	6211		12/96	143.659	143.879	143.749	144.390	144.593
Offices of physicians.....	62111		12/96	143.659	143.879	143.749	144.390	144.593
Offices of physicians, except mental health.....	621111		12/93	154.817	155.054	154.914	155.605	155.824
Primary services.....		621111-P	12/93	155.471	155.718	155.574	156.286	156.512
One and two physician practices and single specialty group practices.....		621111-4	12/93	149.716	150.043	149.439	150.374	150.554
General/family practice.....		621111-411	12/93	163.416	163.414	165.426	165.446	166.782
Internal medicine.....		621111-412	12/99	135.726	135.726	133.650	133.650	133.650
General surgery and other surgical specialties.....		621111-413	12/99	118.113	118.373	117.655	117.655	117.655
Pediatrics.....		621111-414	12/93	245.400	245.400	245.471	256.894	256.894
Obstetrics/gynecology.....		621111-415	12/93	146.967	146.967	146.967	146.967	146.967
Other specialty.....		621111-419	12/99	128.278	129.258	128.581	128.580	128.580
Multispecialty group practice.....		621111-5	12/93	180.924	180.932	181.984	182.157	182.517
Offices of dentists.....	6212		06/10	127.830	127.830	128.808	132.455	132.455
Offices of dentists.....	62121		06/10	127.830	127.830	128.808	132.455	132.455
Offices of dentists.....	621210		06/10	127.833	127.833	128.811	132.458	132.458
Primary services.....		621210-P	06/10	128.006	128.006	128.952	132.633	132.633
Dental visits and consultations.....		621210-1	06/10	142.093	142.093	142.689	144.820	144.820
Private insurance patients: dental visits and consultations.....		621210-11	06/14	129.728	129.728	130.396	133.266	133.266
Medicare, Medicaid and all other patients: dental visits and consultations.....		621210-12	06/14	130.850	130.850	131.222	131.863	131.863
Dental surgical intervention services.....		621210-2	06/10	116.204	116.204	116.657	116.657	116.657
Private insurance patients: dental surgical intervention services.....		621210-21	06/14	113.470	113.470	113.982	113.982	113.982
Medicare, Medicaid and all other patients: dental surgical intervention services.....		621210-22	06/14	110.352	110.352	110.691	110.691	110.691
Dental non-surgical intervention services.....		621210-3	06/10	122.710	122.710	124.034	129.834	129.834
Private insurance patients: dental non-surgical intervention services.....		621210-31	06/14	110.462	110.462	112.516	114.292	114.292
Medicare, Medicaid and all other patients: dental non-surgical intervention services.....		621210-32	06/14	120.270	120.270	120.381	130.804	130.804
Medical and diagnostic laboratories.....	6215		12/03	103.130	103.142	103.814	103.576	103.576
Medical and diagnostic laboratories.....	62151		12/03	103.130	103.142	103.814	103.576	103.576
Medical laboratories.....	621511		12/03	100.726	100.746	100.956	100.599	100.599
Primary services.....		621511-P	06/94	119.830	119.853	120.104	119.679	119.679
Medical laboratory services.....		621511-2	06/94	119.830	119.853	120.104	119.679	119.679
Medicare patients.....		621511-23	06/14	77.416	77.428	79.423	79.423	79.423
Medicaid patients.....		621511-24	06/14	95.960	95.960	95.971	95.971	95.971
Private insurance patients.....		621511-25	06/14	98.348	98.222	98.345	97.730	97.730
All other patients.....		621511-26	06/14	102.144	102.658	102.658	102.658	102.658
Diagnostic imaging centers.....	621512		12/03	106.156	106.156	107.728	107.728	107.728
Primary services.....		621512-P	06/94	111.388	111.388	113.038	113.038	113.038
Diagnostic imaging services.....		621512-4	06/94	111.388	111.388	113.038	113.038	113.038
Medicare and Medicaid patients.....		621512-41	06/14	91.573	91.573	91.903	91.903	91.903
Private insurance and all other patients.....		621512-42	06/14	102.690	102.690	104.575	104.575	104.575
Home health care services.....	6216		12/96	156.848	157.033	158.517	158.620	158.623
Home health care services.....	62161		12/96	156.848	157.033	158.517	158.620	158.623

See footnotes at end of table.

Table 11. Producer price indexes for net output of selected industries and their products, not seasonally adjusted — Continued
 [March 2023]

Title ¹	Industry code	Product code	Index base	Unadjusted index ²				
				Nov. 2022	Dec. 2022 ^p	Jan. 2023 ^p	Feb. 2023 ^p	Mar. 2023 ^p
Home health care services - Continued								
Home health care services.....	621610		12/96	156.909	157.094	158.580	158.684	158.687
Primary services.....		621610-P	12/96	150.963	151.149	152.643	152.750	152.750
Medicare and Medicaid patients.....		621610-3	12/03	127.551	127.565	128.518	128.643	128.643
Medicare patients.....		621610-31	12/96	140.343	140.343	138.359	138.359	138.359
Medicaid patients.....		621610-32	12/03	136.035	136.065	139.462	139.704	139.704
Private insurance and all other patients.....		621610-4	12/03	148.173	148.981	151.374	151.374	151.374
Private insurance patients.....		621610-41	06/14	105.874	105.874	109.277	109.277	109.277
All other patients.....		621610-42	06/14	147.779	148.953	151.057	151.057	151.057
Other receipts.....		621610-SM	12/96	294.005	294.005	294.995	294.995	295.079
All other ambulatory health care services.....	62199		06/06	127.096	127.957	128.364	128.675	128.906
Blood and organ banks.....								
Blood and organ banks.....	621991		06/06	127.090	127.952	128.359	128.670	128.901
Primary services.....		621991-P	06/06	125.652	126.514	126.916	127.174	127.419
Human blood services.....		621991-1	06/06	113.603	114.296	114.969	114.679	114.946
Human red blood and whole blood services.....		621991-12	06/06	111.992	112.463	113.440	113.442	113.811
Human blood plasma services.....		621991-13	06/06	111.202	112.492	112.834	112.207	112.389
Human blood platelet and other blood services.....		621991-14	06/06	130.786	131.036	132.083	132.162	132.473
Human organ, bone, tissue, and other bank services.....		621991-2	06/06	176.390	177.988	177.471	179.663	179.845
Other receipts.....		621991-SM	06/06	146.390	146.768	147.263	150.108	149.557
Hospitals.....								
Hospitals.....	622		12/92	224.414	225.023	226.522	226.655	227.835
General medical and surgical hospitals.....								
General medical and surgical hospitals.....	6221		12/03	163.036	163.504	164.665	164.755	165.724
General medical and surgical hospitals.....	62211		12/03	163.009	163.478	164.638	164.728	165.697
General medical and surgical hospitals.....	622110		12/92	225.015	225.661	227.263	227.387	228.724
Primary services.....		622110-P	12/92	232.189	232.888	234.638	234.773	236.233
Certain infectious and parasitic diseases.....		622110-201	06/08	128.990	129.399	129.542	129.542	131.402
Neoplasms.....		622110-202	12/17	124.090	126.472	128.587	129.453	129.384
Diseases of the blood & blood-forming organs & certain disorders involving the immune mechanism.....		622110-203	12/17	122.945	124.043	128.994	127.126	127.126
Endocrine, nutritional and metabolic diseases.....		622110-204	12/17	107.425	107.425	108.123	108.123	108.123
Mental and behavioural disorders.....		622110-205	12/17	133.680	133.294	134.095	131.934	133.546
Diseases of the nervous system.....		622110-206	12/17	111.247	111.263	110.834	110.834	110.834
Diseases of the circulatory system.....		622110-209	06/08	132.669	132.860	133.381	133.352	133.757
Diseases of the respiratory system.....		622110-210	12/17	111.473	111.226	111.171	112.387	113.211
Diseases of the digestive system.....		622110-211	06/08	145.355	145.985	146.941	145.876	149.244
Diseases of the skin and subcutaneous tissue.....		622110-212	06/08	115.183	117.380	117.299	117.288	117.288
Diseases of the musculoskeletal system and connective tissue.....		622110-213	06/08	148.227	148.154	148.579	148.798	149.522
Diseases of the genitourinary system.....		622110-214	12/17	111.682	111.967	112.888	112.586	112.310
Pregnancy, childbirth and the puerperium.....		622110-215	06/08	167.845	169.740	170.539	170.268	170.778
Certain conditions originating in the perinatal period.....		622110-216	06/08	144.505	143.553	143.553	143.553	148.583
Symptoms, signs and abnormal clinical and laboratory findings, not elsewhere classified.....		622110-218	12/17	114.113	114.080	117.159	117.635	117.635
Injury, poisoning and certain other consequences of external causes.....		622110-219	12/17	107.820	108.532	110.034	110.419	111.510
Factors influencing health status and contact with health services.....		622110-221	12/17	116.069	115.465	116.211	116.410	117.132
Other diseases.....		622110-223	12/17	112.519	111.601	111.515	112.804	112.804
Psychiatric and substance abuse hospitals.....	6222		12/03	168.564	168.616	169.215	169.223	169.223
Psychiatric and substance abuse hospitals.....	62221		12/03	168.564	168.616	169.215	169.223	169.223
Psychiatric and substance abuse hospitals.....	622210		12/92	198.579	198.640	199.345	199.356	199.356
Primary services.....		622210-P	12/92	198.570	198.631	199.336	199.346	199.346
Psychiatric hospitals.....		622210-3	12/92	204.669	204.738	205.107	205.121	205.121
Medicare patients: psychiatric hospitals.....		622210-31	06/14	120.958	120.510	121.789	121.789	121.789
Medicaid patients: psychiatric hospitals.....		622210-32	06/14	152.280	152.660	152.660	152.660	152.660
Private insurance and all other patients: psychiatric hospitals.....		622210-33	06/14	128.792	128.792	128.969	128.982	128.982
Other specialty hospitals.....	6223		12/03	165.849	165.959	165.636	165.959	164.633
Other specialty hospitals.....	62231		12/03	165.849	165.959	165.636	165.959	164.633
Other specialty hospitals.....	622310		12/92	248.630	248.794	248.311	248.795	246.806
Primary services.....		622310-P	12/92	287.359	287.563	286.945	287.564	285.023
Specialty, except psychiatric and substance abuse, hospitals.....		622310-6	12/92	287.359	287.563	286.945	287.564	285.023
Medicare patients.....		622310-61	06/14	113.168	114.127	114.588	114.899	115.266
Medicaid patients.....		622310-62	06/14	108.880	109.865	108.558	110.035	108.919
Private insurance and all other patients.....		622310-63	06/14	112.041	111.568	111.093	111.077	109.290
Nursing care facilities.....	6231		12/03	171.699	171.857	173.703	174.459	175.576
Nursing care facilities.....	62311		12/03	171.698	171.857	173.703	174.459	175.575
Nursing care facilities.....	623110		12/94	260.490	260.730	263.530	264.677	266.371
Primary services.....		623110-P	12/94	261.695	261.945	264.907	266.120	267.824

See footnotes at end of table.

Table 11. Producer price indexes for net output of selected industries and their products, not seasonally adjusted — Continued
 [March 2023]

Title ¹	Industry code	Product code	Index base	Unadjusted index ²				
				Nov. 2022	Dec. 2022 ^P	Jan. 2023 ^P	Feb. 2023 ^P	Mar. 2023 ^P
Nursing care facilities - Continued								
Medicare and Medicaid patients.....		623110-1	12/94	250.685	250.612	255.135	254.891	254.815
Medicaid patients.....		623110-101	06/12	141.560	141.494	145.699	145.472	145.402
Medicare patients.....		623110-102	06/12	119.172	119.172	119.172	119.172	119.172
Private insurance and all other patients.....		623110-3	12/94	280.239	280.938	281.765	285.020	289.218
Private insurance patients.....		623110-301	06/14	106.720	106.720	106.720	106.720	106.720
All other patients.....		623110-302	06/14	130.771	131.155	131.623	133.466	135.842
Residential developmental disability homes.....	62321		12/03	209.381	209.187	217.117	217.117	217.423
Residential developmental disability homes.....	623210		12/03	209.374	209.179	217.110	217.110	217.416
Primary services.....		623210-P	12/03	211.127	210.923	220.064	220.064	220.417
Residential intellectual and developmental disability services.....		623210-1	12/03	211.127	210.923	220.064	220.064	220.417
Medicaid patients.....		623210-11	06/14	140.901	140.735	142.233	142.233	142.519
Non-Medicaid patients.....		623210-12	06/14	126.098	126.098	150.573	150.573	150.573
Amusement and theme parks.....	7131		06/06	208.720	211.099	211.360	212.554	214.768
Amusement and theme parks.....	71311		06/06	208.396	210.771	211.032	212.223	214.435
Amusement and theme parks.....	713110		06/06	208.387	210.762	211.024	212.216	214.428
Primary services.....		713110-P	06/06	204.614	207.167	207.555	208.911	211.177
Amusement and theme park admissions.....		713110-1	06/06	221.592	227.217	222.673	226.475	229.065
Amusement and theme park food and beverage sales.....		713110-2	06/06	195.727	192.203	205.429	205.429	207.545
Amusement and theme park merchandise sales, games, and other services.....		713110-3	06/06	155.040	154.635	153.090	135.741	136.317
Other receipts.....		713110-SM	06/06	249.728	250.215	247.911	245.652	246.436
Golf courses and country clubs.....	71391		12/05	150.184	151.561	159.291	159.632	160.158
Golf courses and country clubs.....	713910		12/05	150.185	151.563	159.293	159.634	160.160
Primary services.....		713910-P	12/05	150.367	151.915	159.649	160.001	160.555
Membership dues and fees.....		713910-1	12/05	158.674	158.854	170.608	170.608	171.143
Greens and guest fees.....		713910-2	12/05	129.953	135.580	138.426	139.757	140.854
Food and beverage sales.....		713910-3	12/05	165.412	165.408	171.286	171.286	171.286
Equipment rentals and all other golf services.....		713910-4	12/05	131.400	131.442	131.442	131.442	131.442
Fitness and recreational sports centers.....	71394		12/04	113.384	113.625	116.101	117.023	117.023
Fitness and recreational sports centers.....	713940		12/04	113.386	113.627	116.103	117.025	117.025
Primary services.....		713940-P	12/04	109.267	109.267	111.691	112.699	112.699
Fitness and recreational facility memberships.....		713940-1	12/04	99.250	99.250	101.302	102.093	102.093
Recreational facility admissions, classes, and other fitness center services.....		713940-2	12/04	143.265	143.265	146.954	148.698	148.698
Other receipts.....		713940-SM	12/04	130.417	131.593	134.078	134.078	134.078
Accommodation.....	721		12/96	189.629	189.929	188.248	190.588	198.788
Accommodation.....	7211		12/96	189.629	189.929	188.248	190.588	198.788
Hotels (exc casino hotels) and motels.....	72111		12/03	168.184	168.742	166.052	169.194	177.412
Hotels and motels, except casino hotels.....	721110		12/03	168.199	168.756	166.067	169.212	177.433
Primary services.....		721110-P	12/03	170.682	171.227	168.532	171.832	180.253
Guestroom rental.....		721110-1	12/03	174.800	175.499	171.551	175.505	186.552
Limited service hotels and motels guestroom rental.....		721110-101	06/93	193.213	191.986	182.816	196.397	219.775
Full service hotels and motels guestroom rental.....		721110-102	06/93	273.664	262.745	254.149	259.348	267.169
Luxury and resort hotels guestroom rental.....		721110-103	06/93	259.511	270.620	271.914	271.538	290.887
Hotel and motel food and beverage and related services.....		721110-2	12/03	153.750	153.914	153.947	155.138	155.305
Hotel and motel food and nonalcoholic beverage and related services.....		721110-201	12/03	150.134	150.264	150.304	151.734	151.787
Hotel and motel alcoholic beverage and related services.....		721110-202	12/03	172.711	173.046	173.046	173.046	173.784
Other hotel and motel services.....		721110-5	12/10	151.552	151.382	157.304	157.850	154.993
Other receipts.....		721110-SM1	12/10	167.341	170.051	164.543	158.729	160.397
Casino hotels.....	72112		12/03	128.673	128.245	129.746	128.981	132.462
Casino hotels.....	721120		12/03	128.653	128.225	129.726	128.961	132.442
Primary services.....		721120-P	12/03	130.142	129.705	131.051	130.505	134.047
Casino hotel guestroom rental.....		721120-1	06/01	146.082	142.465	141.541	134.958	153.464
Casino hotel food and beverage and related services.....		721120-2	12/03	208.840	207.945	208.488	209.060	210.547
Casino hotel food and nonalcoholic beverage and related services.....		721120-201	12/03	189.194	187.920	188.000	188.767	188.714
Casino hotel alcoholic beverage and related services.....		721120-202	12/03	265.089	265.089	266.975	266.975	272.930
Casino gaming receipts.....		721120-5	06/01	112.378	112.664	114.528	115.209	115.654
Other casino hotel services.....		721120-6	06/11	103.341	103.341	105.876	105.876	105.876
Other receipts.....		721120-SM1	06/11	129.449	129.697	148.238	124.912	126.418
Commercial machinery repair and maintenance.....	8113		06/06	179.394	179.406	180.691	180.694	184.063
Commercial machinery repair and maintenance.....	81131		06/06	179.415	179.426	180.712	180.715	184.084
Commercial machinery repair and maintenance.....	811310		06/06	179.348	179.359	180.645	180.648	184.015
Primary services.....		811310-P	06/06	162.667	162.667	163.770	163.770	166.932

See footnotes at end of table.

Table 11. Producer price indexes for net output of selected industries and their products, not seasonally adjusted — Continued
 [March 2023]

Title ¹	Industry code	Product code	Index base	Unadjusted index ²				
				Nov. 2022	Dec. 2022 ^p	Jan. 2023 ^p	Feb. 2023 ^p	Mar. 2023 ^p
Commercial machinery repair and maintenance - Continued								
Maintenance and repair services for agricultural, construction, and mining machinery.....		811310-5	12/13	159.448	159.448	163.703	163.703	163.703
Maintenance and repair services for commercial and service industry machinery....		811310-6	12/13	137.338	137.338	137.338	137.338	137.338
Maintenance and repair services for industrial machinery.....		811310-7	12/13	116.798	116.798	116.798	116.798	122.844
Maintenance and repair services for general purpose machinery.....		811310-8	12/13	136.509	136.509	136.509	136.509	136.509
Other receipts.....		811310-SM	06/06	221.041	221.085	—	—	—
Special indexes								
New nonresidential building construction by contractor type/region.....	236400		02/14	158.585	158.720	162.171	162.296	162.693
General contractors.....		236400-1	02/14	155.174	155.177	158.145	158.160	158.415
General contractors, Northeast.....		236400-11	02/14	145.481	144.990	146.218	146.315	147.086
General contractors, South.....		236400-12	02/14	158.900	158.900	163.130	163.130	163.176
General contractors, Midwest.....		236400-13	02/14	144.298	144.676	145.719	145.693	146.019
General contractors, West.....		236400-14	02/14	166.008	166.070	170.071	170.091	170.247
Plumbing, heating, and air conditioning contractors.....		236400-221	02/14	145.332	146.475	148.303	148.451	149.548
Plumbing, heating, and air conditioning contractors, Northeast.....		236400-2211	02/14	167.457	171.207	173.504	173.504	175.579
Plumbing, heating, and air conditioning contractors, South.....		236400-2212	02/14	140.790	140.930	143.025	143.025	143.882
Plumbing, heating, and air conditioning contractors, Midwest.....		236400-2213	02/14	138.471	138.485	139.471	139.996	141.063
Plumbing, heating, and air conditioning contractors, West.....		236400-2214	02/14	138.949	140.460	142.270	142.413	143.059
Electrical contractors.....		236400-222	02/14	172.125	171.767	188.928	189.264	189.490
Electrical contractors, Northeast.....		236400-2221	02/14	176.477	176.841	191.079	191.644	192.268
Electrical contractors, South.....		236400-2222	02/14	167.715	167.807	186.492	186.797	186.937
Electrical contractors, Midwest.....		236400-2223	02/14	166.131	164.004	179.434	179.771	180.083
Electrical contractors, West.....		236400-2224	02/14	180.050	180.052	198.716	198.923	198.899
Roofing contractors.....		236400-223	02/14	162.559	162.559	172.896	172.943	172.674
Roofing contractors, Northeast.....		236400-2231	02/14	144.306	144.306	154.160	154.160	154.301
Roofing contractors, South.....		236400-2232	02/14	183.903	183.903	198.630	198.630	197.413
Roofing contractors, Midwest.....		236400-2233	02/14	158.798	158.798	165.293	165.293	165.371
Roofing contractors, West.....		236400-2234	02/14	145.730	145.730	155.301	155.456	155.576
Poured concrete foundation and structure contractors.....		236400-224	02/14	169.687	169.753	168.186	168.281	168.553
Poured concrete foundation and structure contractors, Northeast.....		236400-2241	02/14	156.325	156.799	155.112	155.126	155.154
Poured concrete foundation and structure contractors, South.....		236400-2242	02/14	184.150	184.150	181.642	181.268	181.851
Poured concrete foundation and structure contractors, Midwest.....		236400-2243	02/14	163.186	163.186	161.364	162.302	162.302
Poured concrete foundation and structure contractors, West.....		236400-2244	02/14	163.328	163.328	163.182	163.182	163.390
New nonresidential building construction by region.....	236500		02/14	158.925	159.028	162.765	162.888	163.272
New nonresidential building construction, Northeast.....		236500-1	02/14	163.932	164.414	166.844	166.981	168.158
New nonresidential building construction, South.....		236500-2	02/14	156.147	156.184	160.972	161.151	161.372
New nonresidential building construction, Midwest.....		236500-3	02/14	152.884	152.657	154.991	155.089	155.448
New nonresidential building construction, West.....		236500-4	02/14	164.401	164.610	168.737	168.798	168.959
Nonresidential building maintenance & repair.....	2381MR		04/09	142.725	142.818	143.914	144.218	145.214
General medical and surgical hospitals by patient type.....	62211A							
Medicare patients.....		62211A-2	12/92	189.629	189.956	191.798	191.348	191.451
Medicaid patients.....		62211A-4	12/92	149.752	149.752	149.892	149.892	149.892
Private insurance and all other patients.....		62211A-6	12/92	294.247	295.696	297.912	298.807	302.386
Private insurance patients.....		62211A-61	06/14	128.030	128.722	129.553	129.910	131.493
All other patients.....		62211A-62	06/14	129.125	129.450	131.407	132.048	133.424
Premiums for property and casualty insurance ³	924126		06/98	160.199	161.786	163.015	163.145	163.364
Primary services.....		924126-P	06/98	160.353	161.942	163.173	163.302	163.521
Premiums for private passenger auto insurance.....		924126-1	06/98	190.720	193.684	197.017	197.197	197.311
Premiums for homeowner's insurance.....		924126-2	06/98	218.751	219.946	219.767	219.767	220.857
Premiums for commercial auto insurance.....		924126-3	06/98	120.136	120.127	119.964	120.035	119.613
Premiums for non-auto liability insurance.....		924126-4	06/98	123.034	123.034	123.247	123.247	123.240
Premiums for medical malpractice insurance.....		924126-402	06/98	118.270	118.270	118.994	118.994	118.994
Premiums for product and other non-auto liability insurance.....		924126-403	06/98	123.652	123.652	123.775	123.775	123.766
Premiums for commercial multiple peril insurance.....		924126-5	06/98	136.797	140.275	140.650	140.650	141.061
Premiums for worker's compensation insurance.....		924126-6	06/98	98.413	98.413	97.496	97.496	97.728
Premiums for other property and casualty insurance.....		924126-7	12/03	118.462	118.652	118.731	119.154	119.255

¹ Industry and product class indexes may include products not shown separately.

² All indexes are subject to revision for 4 months after their originally scheduled publication to incorporate late reports and corrections by survey respondents.

³ The special index for 924126, in which prices reflect premiums only, contrasts with the index shown elsewhere in this table for NAICS 524126, where prices reflect premiums plus the amount of investment income earned on the invested portion of the premium.

^p Preliminary

"—" Data not available.

n.e.c. = Not elsewhere classified.

NOTE: Titles of some industries and products are not shown in this table because they fail to meet our publication criteria.

Table 12. Producer price index percentage changes for the net output of selected industries and their products, not seasonally adjusted
 [March 2023]

Title ¹	Industry code	Product code	Unadjusted 12-month percent change ²	Unadjusted 1-month percent change ²				
				Mar. 2022 to Mar. 2023 ^P	Oct. to Nov.	Nov. to Dec. ^P	Dec. to Jan. ^P	Jan. to Feb. ^P
Logging.....	1133		-1.8	0.3	0.2	-0.6	-1.0	-1.6
Logging.....	11331		-1.8	0.3	0.2	-0.6	-1.0	-1.6
Logging.....	113310		-1.8	0.3	0.2	-0.6	-1.0	-1.6
Primary products.....		113310-P	-1.8	0.3	0.2	-0.6	-1.0	-1.6
Secondary products and miscellaneous receipts.....		113310-SM						
Mining								
Total mining industries.....			-18.9	-3.6	2.3	-3.8	-7.0	-7.5
Oil and gas extraction.....	211		-33.1	-6.7	5.6	-7.3	-10.7	-12.9
Oil and gas extraction.....	2111		-33.1	-6.7	5.6	-7.3	-10.7	-12.9
Crude petroleum and natural gas extraction.....	211111		-32.6	-7.5	4.5	-10.0	-8.0	-12.4
Primary products.....		211111-P	-32.6	-7.5	4.5	-10.0	-8.0	-12.4
Crude petroleum.....		211111-1	-32.0	-2.5	-12.8	-1.2	4.2	-10.3
Natural gas (from the wellhead).....		211111-3	-48.7	-13.7	29.0	-23.9	-32.9	-19.4
Natural gas liquids extraction.....	211112		-36.0	-1.8	11.9	8.7	-23.3	-15.4
Primary products.....		211112-P	-36.0	-1.8	11.9	8.7	-23.3	-15.4
Natural gas liquids.....		211112-1	-47.9	1.0	-14.5	2.4	1.9	-9.6
Isopentane and natural gasoline.....		211112-11	-40.5	-5.2	-6.9	17.0	-3.8	-6.9
Propane.....		211112-12	-46.4	-1.6	-22.3	28.2	3.3	-4.5
Butane.....		211112-13	-48.1	1.2	-7.6	24.4	14.2	-27.8
Plant condensate, ethane, gas mixtures, and other natural gas liquids.....		211112-14	-48.2	3.7	-15.2	-10.3	0.2	-7.1
Residue gas shipped from natural gas liquids plants.....		211112-3	-43.1	-4.8	41.5	18.0	-55.4	-32.4
Mining (except oil & gas).....	212		9.8	0.7	-3.5	4.6	-1.8	1.6
Coal mining.....	2121		22.7	-1.7	-8.2	2.9	-0.7	1.4
Coal mining.....	21211		22.7	-1.7	-8.2	2.9	-0.7	1.4
Coal mining.....	212110		-	-	-	2.9	-0.7	1.4
Primary products.....		212110-P	-	-	-	2.9	-0.7	1.4
Coal, utility sold.....		212110-1	-	-	-	3.6	-1.2	2.2
Bituminous coal and lignite surface mining (utility sold).....		212110-11	6.0	0.4	-2.6	1.0	-0.9	0.8
Raw bituminous and lignite from surface mining operations (utility sold).....		212110-111	22.2	-0.2	-0.3	-0.5	1.1	1.0
Processed bituminous coal and lignite surface operations (utility sold).....		212110-113	2.0	0.6	-3.3	1.5	-1.4	0.8
Bituminous coal underground mining (utility sold).....		212110-12	39.7	-3.1	-11.7	4.9	-1.4	2.9
Raw bituminous coal shipped from underground mining operations (utility sold).....		212110-121	-	-	-	2.2	-3.6	6.0
Processed bituminous coal shipped from underground mines (utility sold).....		212110-123	40.1	-3.1	-11.7	5.3	-1.1	2.5
Coal exports.....		212110-4	-	-	-	-0.5	3.5	-3.6
Coal non-utility sold (including anthracite).....		212110-5	32.7	0.0	0.0	0.0	-1.0	0.8
Metal ore mining.....	2122		-6.2	5.3	-0.2	5.7	-4.4	3.5
Iron ore mining.....	21221		12.6	1.5	-0.1	0.9	0.0	0.0
Iron ore mining.....	212210		12.6	1.5	-0.1	0.9	0.0	0.0
Primary products.....		212210-P	12.6	1.5	-0.1	0.9	0.0	0.0
Iron ore (including crude, concentrates, agglomerates and pellets).....		212210-0	12.6	1.5	-0.1	0.9	0.0	0.0
Copper, nickel, lead & zinc mining.....	21223		-17.7	12.2	-4.4	7.1	-7.5	0.0
Copper, nickel, lead and zinc mining.....	212230		-17.7	12.2	-4.4	7.1	-7.5	0.0
Primary products.....		212230-P	-18.6	12.8	-6.7	7.8	-7.5	0.0
Secondary products and miscellaneous receipts.....		212230-SM						
Secondary products and miscellaneous receipts.....	212290							
Nonmetallic mineral mining & quarrying.....	2123		12.7	-0.2	0.3	5.0	0.1	0.0
Stone mining & quarrying.....	21231		13.4	-0.2	0.4	5.7	0.6	0.3
Dimension stone mining and quarrying.....	212311		13.9	0.0	0.0	8.5	1.5	0.0
Primary products.....		212311-P	14.9	0.0	0.0	8.9	1.5	0.0
Dimension stone.....		212311-0	14.9	0.0	0.0	8.9	1.5	0.0
Secondary products and miscellaneous receipts.....		212311-SM						
Crushed and broken limestone mining.....	212312		13.9	0.1	0.5	4.9	0.8	0.4
Primary products.....		212312-P	13.7	0.1	0.5	5.0	0.8	0.4
Crushed and broken limestone.....		212312-0	13.7	0.1	0.5	5.0	0.8	0.4
Secondary products and miscellaneous receipts.....		212312-SM						
Crushed and broken granite mining.....	212313		16.6	-1.7	0.6	10.1	0.0	0.0

See footnotes at end of table.

Table 12. Producer price index percentage changes for the net output of selected industries and their products, not seasonally adjusted — Continued
 [March 2023]

Title ¹	Industry code	Product code	Unadjusted 12-month percent change ²	Unadjusted 1-month percent change ²				
				Mar. 2022 to Mar. 2023 ^P	Oct. to Nov.	Nov. to Dec. ^P	Dec. to Jan. ^P	Jan. to Feb. ^P
Crushed and broken granite mining - Continued								
Primary products.....		212313-P	16.5	-1.8	0.6	10.1	0.0	0.0
Crushed and broken granite.....		212313-0	16.5	-1.8	0.6	10.1	0.0	0.0
Secondary products and miscellaneous receipts.....		212313-SM						
Other crushed and broken stone mining.....	212319		7.6	0.1	0.0	4.0	0.2	0.0
Primary products.....		212319-P	8.0	0.1	0.1	4.2	0.2	0.0
Bituminous limestone and sandstone, and other crushed and broken stone.....		212319-0	8.0	0.1	0.1	4.2	0.2	0.0
Secondary products and miscellaneous receipts.....		212319-SM						
Sand/gravel/clay/refractory minerals mining.....	21232		12.2	-0.1	-0.1	4.2	1.0	-0.6
Construction sand and gravel mining.....	212321		9.3	-0.1	-0.2	3.5	0.8	-0.7
Primary products.....		212321-P	9.6	0.0	-0.2	3.4	0.8	-0.6
Construction sand and gravel (run of pit/bank, washed, screened, etc).....		212321-0	9.6	0.0	-0.2	3.4	0.8	-0.6
Construction sand and gravel, Midwest.....		212321-02	10.3	0.0	-0.4	4.4	1.2	-1.3
Construction sand and gravel, West.....		212321-04	8.3	0.0	-0.1	1.9	0.9	-0.3
Secondary products and miscellaneous receipts.....		212321-SM						
Miscellaneous receipts.....		212321-M	5.4	0.0	0.0	3.6	0.0	0.0
Kaolin, clay, and ceramic and refractory minerals mining.....	212323		-	-	-	7.5	1.7	-0.1
Primary products.....		212323-P	-	-	-	7.5	1.7	-0.1
Kaolin and ball clay.....		212323-1	17.9	0.0	0.0	13.6	0.0	0.0
Bentonite.....		212323-2	13.8	0.0	0.0	2.0	0.0	0.0
Secondary products and miscellaneous receipts.....		212323-SM						
Other nonmetallic mineral mining & quarrying.....	21239		11.5	-0.2	0.4	4.3	-2.9	0.6
Other nonmetallic mineral mining and quarrying.....	212390		-	-	-	4.3	-2.9	0.6
Primary products.....		212390-P	-	-	-	4.3	-2.9	0.6
Rock salt.....		212390-5	2.5	0.1	0.0	0.1	0.0	0.0
All other nonmetallic minerals, including gypsum.....		212390-9	21.7	-0.8	2.9	2.2	0.0	8.2
Secondary and miscellaneous.....		212390-SM						
Mining support activities.....	213		7.7	0.4	0.1	0.5	0.6	0.0
Mining support activities.....	2131		7.7	0.4	0.1	0.5	0.6	0.0
Mining support activities.....	21311		7.7	0.4	0.1	0.5	0.6	0.0
Drilling oil and gas wells.....	213111		10.4	0.8	1.1	0.4	0.0	0.0
Primary services.....		213111-P	10.4	0.8	1.1	0.4	0.0	0.0
Oil and gas well directional drilling control.....		213111-03	15.0	0.3	7.5	0.0	0.0	0.0
Drilling oil and gas wells, including drilling in, spudding in or tailing in.....		213111-04	11.0	0.8	0.4	0.5	0.0	0.0
Reworking oil and gas wells.....		213111-05	3.5	1.1	0.0	0.0	0.0	0.0
Support activities for oil and gas operations.....	213112		6.7	0.3	-0.1	0.6	0.8	-0.1
Primary services.....		213112-P	7.2	0.3	0.1	0.6	0.9	0.2
Oil and gas field support services.....		213112-0	7.2	0.3	0.1	0.6	0.9	0.2
Secondary products and miscellaneous receipts.....		213112-SM						
Support activities for coal mining.....	213113		2.8	1.6	-0.4	0.9	0.1	-0.3
Primary services.....		213113-P	2.8	1.6	-0.4	0.9	0.1	-0.3
Coal mining services.....		213113-0	2.8	1.6	-0.4	0.9	0.1	-0.3
Support activities for metal mining.....	213114		17.0	0.0	-2.3	0.0	0.0	0.0
Primary services.....		213114-P	17.0	0.0	-2.3	0.0	0.0	0.0
Metal mining services.....		213114-0	17.0	0.0	-2.3	0.0	0.0	0.0
Utilities.....	221		6.8	-4.6	17.0	-2.8	-14.3	0.3
Electric power generation, transmission, and distribution.....	2211		5.4	-5.2	20.6	-5.2	-16.3	2.1
Electric power generation.....	22111		5.7	-6.6	60.1	-15.2	-40.3	13.9
Electric power generation.....	221110		5.7	-6.6	60.1	-15.2	-40.3	13.9
Primary products.....		221110-P	7.1	-6.6	62.4	-15.3	-40.8	14.1
Utilities.....		221110-4	20.8	-6.6	35.7	26.8	-40.3	2.2
Non-utilities.....		221110-5	5.3	-6.7	92.7	-35.9	-41.3	26.0
Secondary products and miscellaneous receipts.....		221110-SM						
Electric power transmission, control, and distribution.....	22112		4.2	-4.5	2.9	1.4	-3.2	-1.8
Electric bulk power transmission and control.....	221121		2.7	0.3	-0.5	0.5	0.3	0.5
Primary products.....		221121-P	2.7	0.3	-0.5	0.5	0.3	0.5
Electric bulk power transmission and control.....		221121-3	2.7	0.3	-0.5	0.5	0.3	0.5
Electric power distribution.....	221122		4.3	-4.7	3.1	1.4	-3.3	-2.0

See footnotes at end of table.

Table 12. Producer price index percentage changes for the net output of selected industries and their products, not seasonally adjusted — Continued
 [March 2023]

Title ¹	Industry code	Product code	Unadjusted 12-month percent change ²	Unadjusted 1-month percent change ²				
			Mar. 2022 to Mar. 2023 ^P	Oct. to Nov.	Nov. to Dec. ^P	Dec. to Jan. ^P	Jan. to Feb. ^P	Feb. to Mar. ^P
Electric power distribution - Continued								
Primary products.....		221122-P	9.5	-2.8	0.9	4.7	-0.4	-0.8
Residential electric power.....		221122-41	9.4	-1.5	0.4	3.1	0.6	-0.5
New England residential electric power.....		221122-411	27.8	0.0	1.1	14.2	0.0	0.0
Middle Atlantic residential electric power.....		221122-412	8.0	-3.3	2.0	0.5	0.2	-2.7
East North Central residential electric power.....		221122-413	13.7	0.3	2.5	4.7	0.0	4.7
West North Central residential electric power.....		221122-414	3.8	-5.0	-4.0	0.6	-0.3	-0.5
South Atlantic residential electric power.....		221122-415	8.8	-1.1	0.7	2.0	1.1	-0.1
East South Central residential electric power.....		221122-416	12.4	-0.9	1.0	4.0	2.9	-2.8
West South Central residential electric power.....		221122-417	5.2	-2.2	-1.4	-0.2	1.2	-6.0
Mountain residential electric power.....		221122-418	7.5	-2.9	0.0	1.7	-0.2	2.1
Pacific residential electric power.....		221122-419	7.1	0.0	0.0	5.5	0.0	1.2
Commercial electric power.....		221122-42	9.6	-3.9	0.8	4.8	-0.1	-0.9
New England commercial electric power.....		221122-421	23.7	0.0	1.2	12.5	0.0	0.0
Middle Atlantic commercial electric power.....		221122-422	1.5	-6.3	4.8	4.3	-1.6	-7.3
East North Central commercial electric power.....		221122-423	10.1	-0.4	2.1	7.1	-2.4	4.6
West North Central commercial electric power.....		221122-424	1.6	-5.1	-5.4	1.7	-1.0	-0.9
South Atlantic commercial electric power.....		221122-425	9.3	-0.1	0.7	3.3	0.6	0.0
East South Central commercial electric power.....		221122-426	12.8	-2.3	2.6	2.8	2.6	-1.1
West South Central commercial electric power.....		221122-427	9.2	-4.1	-2.7	-1.1	2.4	-6.8
Mountain commercial electric power.....		221122-428	11.6	-2.0	0.0	2.6	-0.6	2.5
Pacific commercial electric power.....		221122-429	13.3	-8.9	0.0	8.7	0.0	2.3
Industrial electric power.....		221122-43	9.8	-3.9	2.2	8.7	-3.4	-1.1
New England industrial electric power.....		221122-431	19.3	15.0	31.5	-7.9	-1.7	-12.2
Middle Atlantic industrial electric power.....		221122-432	2.8	-4.5	-4.8	4.2	-0.2	-4.5
East North Central industrial electric power.....		221122-433	8.1	0.3	1.0	9.0	-2.5	23.3
West North Central industrial electric power.....		221122-434	3.4	-7.2	0.0	3.0	-5.2	1.8
South Atlantic industrial electric power.....		221122-435	8.8	-0.4	0.2	1.6	0.5	-0.3
East South Central industrial electric power.....		221122-436	15.9	-1.9	2.2	2.9	8.4	-7.2
West South Central industrial electric power.....		221122-437	12.2	0.6	-2.2	-0.3	1.4	-5.0
Mountain industrial electric power.....		221122-438	3.4	-22.5	3.4	59.4	-25.9	-22.0
Pacific industrial electric power.....		221122-439	13.5	-9.9	0.0	9.1	-0.1	0.9
Transportation electric power.....		221122-45	-3.4	-0.5	0.3	5.7	0.0	-0.1
Secondary products and miscellaneous receipts.....		221122-SM						
Miscellaneous receipts.....		221122-M	0.0	-0.4	-1.2	1.5	0.0	0.0
Natural gas distribution.....	2212		11.7	-2.2	2.4	7.2	-6.7	-5.8
Natural gas distribution.....	22121		11.7	-2.2	2.4	7.2	-6.7	-5.8
Natural gas distribution.....	221210		11.7	-2.2	2.4	7.2	-6.8	-5.8
Primary products.....		221210-P	12.1	-2.4	3.8	7.6	-7.1	-6.1
Natural gas to ultimate consumers.....		221210-11	12.6	-2.8	3.9	7.7	-8.0	-7.0
Residential natural gas.....		221210-112	7.3	-1.5	2.4	11.6	-10.3	-7.6
New England residential natural gas.....		221210-1121	8.5	9.0	-1.1	-0.4	-1.7	-1.6
Middle Atlantic residential natural gas.....		221210-1122	7.6	-0.1	0.9	4.2	-0.4	-5.9
East North Central residential natural gas.....		221210-1123	6.6	-3.1	0.1	-2.0	-4.4	-3.2
South Atlantic residential natural gas.....		221210-1125	-0.6	-5.7	-1.1	3.0	-5.7	-9.9
East South Central residential natural gas.....		221210-1126	-15.1	-6.3	-5.4	-0.7	-0.9	-9.1
West South Central residential natural gas.....		221210-1127	2.6	-2.6	1.7	0.2	-2.7	-6.6
Mountain residential natural gas.....		221210-1128	33.5	-0.2	-0.1	4.5	0.5	0.0
Pacific residential natural gas.....		221210-1129	8.3	1.3	10.9	66.4	-34.6	-19.1
Commercial natural gas.....		221210-113	8.0	-1.8	3.8	13.3	-12.8	-10.4
New England commercial natural gas.....		221210-1131	6.1	9.7	-2.3	-0.1	-5.4	-2.8
Middle Atlantic commercial natural gas.....		221210-1132	5.7	-0.5	3.3	-1.3	-1.1	-5.8
East North Central commercial natural gas.....		221210-1133	10.7	-2.1	-0.5	-3.1	-4.7	-3.4
West North Central commercial natural gas.....		221210-1134	5.0	-5.5	14.3	-1.0	-4.2	-13.0
South Atlantic commercial natural gas.....		221210-1135	-3.3	-9.1	1.2	3.9	-4.9	-15.0
East South Central commercial natural gas.....		221210-1136	-2.4	-8.1	-3.4	-3.8	-1.3	-6.6
West South Central commercial natural gas.....		221210-1137	-3.0	-6.5	0.6	0.6	-3.3	-9.7
Mountain commercial natural gas.....		221210-1138	52.3	-0.2	-0.1	4.9	0.1	0.1
Pacific commercial natural gas.....		221210-1139	9.1	5.8	17.2	91.5	-41.3	-28.6
Industrial natural gas.....		221210-114	12.5	-3.8	5.6	2.5	-7.8	-8.9
New England industrial natural gas.....		221210-1141	6.9	9.0	-2.7	0.1	-5.0	-3.6
Middle Atlantic industrial natural gas.....		221210-1142	12.9	-1.2	3.3	-8.8	-4.7	-4.6
East North Central industrial natural gas.....		221210-1143	8.0	-1.4	7.6	-2.5	-9.9	-7.5

See footnotes at end of table.

Table 12. Producer price index percentage changes for the net output of selected industries and their products, not seasonally adjusted — Continued
 [March 2023]

Title ¹	Industry code	Product code	Unadjusted 12-month percent change ²	Unadjusted 1-month percent change ²				
				Mar. 2022 to Mar. 2023 ^P	Oct. to Nov.	Nov. to Dec. ^P	Dec. to Jan. ^P	Jan. to Feb. ^P
Natural gas distribution - Continued								
West North Central industrial natural gas.....		221210-1144	12.6	-4.4	15.6	1.3	-4.5	-10.0
South Atlantic industrial natural gas.....		221210-1145	2.7	-4.1	0.9	3.5	-8.4	-8.0
East South Central industrial natural gas.....		221210-1146	-11.6	-5.8	-1.5	-8.9	-2.9	-16.3
West South Central industrial natural gas.....		221210-1147	10.2	-12.6	4.6	-3.8	-11.0	-6.6
Mountain industrial natural gas.....		221210-1148	22.4	0.5	0.0	6.1	0.9	0.5
Pacific industrial natural gas.....		221210-1149	38.7	12.4	8.9	31.9	-6.2	-15.1
To electric power.....		221210-115	22.0	-4.6	5.7	1.2	-2.5	-4.5
Delivered to ultimate consumers for the account of others (transportation only)....		221210-12	9.9	0.0	2.9	6.5	-0.3	0.0
Industrial consumer.....		221210-122	6.0	-0.2	0.6	4.1	-0.7	-0.7
Other consumers.....		221210-123	12.3	0.2	4.3	8.0	-0.2	0.5
Secondary products and miscellaneous receipts.....		221210-SM						
Miscellaneous receipts.....		221210-M	1.5	0.4	0.5	0.0	-0.2	-0.6
Construction industries								
New industrial building construction.....	236211		17.2	-0.1	-0.1	1.0	0.1	0.4
Primary products.....		236211-P	17.2	-0.1	-0.1	1.0	0.1	0.4
New warehouse building construction.....	236221		12.3	0.3	-0.2	0.0	-0.3	-0.2
Primary products.....		236221-P	12.3	0.3	-0.2	0.0	-0.3	-0.2
New school building construction.....	236222		16.0	0.0	-0.1	1.5	0.0	0.2
Primary products.....		236222-P	16.0	0.0	-0.1	1.5	0.0	0.2
New office building construction.....	236223		18.1	0.1	0.4	3.9	0.2	0.4
Primary products.....		236223-P	18.1	0.1	0.4	3.9	0.2	0.4
New health care building construction.....	236224		17.4	0.1	0.1	1.8	0.1	0.3
Primary products.....		236224-P	17.4	0.1	0.1	1.8	0.1	0.3
Concrete contractors, nonresidential building work.....	23811X		8.0	0.1	0.4	-0.8	0.1	0.1
Primary products.....		23811X-P	8.0	0.1	0.4	-0.8	0.1	0.1
Roofing contractors, nonresidential building work.....	23816X		19.5	0.5	0.2	4.9	0.5	0.2
Primary products.....		23816X-P	19.5	0.5	0.2	4.9	0.5	0.2
Electrical contractors, nonresidential building work.....	23821X		18.8	0.0	-0.1	8.0	0.1	0.1
Primary products.....		23821X-P	18.8	0.0	-0.1	8.0	0.1	0.1
Plumbing, heating and air-conditioning contractors, nonresidential building work.....	23822X		12.5	0.2	0.3	1.0	0.1	0.8
Primary products.....		23822X-P	12.5	0.2	0.3	1.0	0.1	0.8
Manufacturing								
Total manufacturing industries.....			1.5	-0.4	-3.1	1.7	0.1	-0.1
Food mfg.....	311		5.1	0.8	-0.7	0.3	-1.1	1.0
Animal food mfg.....	3111		7.9	0.2	-0.2	0.2	0.2	1.8
Animal food mfg.....	31111		7.9	0.2	-0.2	0.2	0.2	1.8
Dog and cat food manufacturing.....	311111		17.3	1.4	0.0	0.2	0.0	6.2
Primary products.....		311111-P	18.9	1.6	0.0	0.2	0.0	6.2
Dog food.....		311111-1	18.0	1.3	0.1	0.2	0.1	4.8
Canned dog food.....		311111-11	28.7	0.1	0.0	0.0	0.1	5.9
Dry and semi moist dog food.....		311111-14	14.1	1.8	0.1	0.2	0.1	4.5
Cat food.....		311111-4	21.0	2.4	0.0	0.1	0.0	9.8
Canned cat food.....		311111-44	16.4	0.0	0.0	0.0	0.0	5.5
Dry and semi moist cat food.....		311111-45	21.9	6.7	0.0	0.1	0.0	11.0
Secondary products and miscellaneous receipts.....		311111-SM						
Miscellaneous receipts.....		311111-M1	0.5	0.2	0.0	0.0	0.0	0.3
Other animal food manufacturing.....	311119		2.0	-0.5	-0.4	0.2	0.3	-1.1
Primary products.....		311119-P	1.6	-0.4	-0.4	0.1	0.4	-1.1
Complete swine feed, supplements, concentrates, and premixes.....		311119-B	-19.6	-1.1	-3.4	0.4	0.5	0.2
Complete beef cattle feed, supplements, concentrates, and premixes.....		311119-H	0.9	0.0	-2.8	-0.9	0.4	-1.4
Poultry, exc. chicken and turkey, and livestock, exc. cattle and swine, feed.....		311119-N	5.0	0.2	0.2	-0.7	-0.2	-0.3
Pet (excluding dog and cat), laboratory, and fur animal feed.....		311119-R	8.5	-0.4	0.5	0.2	0.8	-2.0
Chicken and turkey feed, supplements, concentrates, and premixes.....		311119-1	5.3	-0.8	-0.4	0.3	1.3	-0.5
Complete dairy cattle feed, supplements, concentrates, and premixes.....		311119-5	5.8	0.2	1.9	0.6	-1.4	-3.1
Other prepared animal feeds, including feeding materials and adjuncts.....		311119-9	3.3	0.0	-0.9	-0.4	0.7	-1.5
Secondary products and miscellaneous receipts.....		311119-SM						
Miscellaneous receipts.....		311119-M	6.9	-3.1	-0.5	1.3	-1.4	1.3
Secondary products.....		311119-S	9.7	-0.1	0.4	2.3	0.0	0.4

See footnotes at end of table.

Table 12. Producer price index percentage changes for the net output of selected industries and their products, not seasonally adjusted — Continued
 [March 2023]

Title ¹	Industry code	Product code	Unadjusted 12-month percent change ²	Unadjusted 1-month percent change ²				
				Mar. 2022 to Mar. 2023 ^P	Oct. to Nov.	Nov. to Dec. ^P	Dec. to Jan. ^P	Jan. to Feb. ^P
Other animal food manufacturing - Continued								
Grain & oilseed milling.....	3112		2.4	0.8	-1.3	0.3	-0.3	-1.5
Flour milling & malt mfg.....	31121		5.4	0.8	-0.9	0.3	0.2	-1.6
Flour milling.....	311211		0.2	0.9	-1.8	-0.6	-0.4	-2.6
Primary products.....		311211-P	0.8	1.0	-1.6	-0.6	-0.3	-2.6
Prepared flour mixes, including refrigerated and frozen doughs and batters, made in flour mills.....		311211-A	19.7	0.9	0.5	1.1	-0.1	0.0
Wheat flour (except flour mixes), made in flour mills.....		311211-1	-4.3	1.2	-2.9	-0.6	0.8	-5.5
Wheat mill products, except flour.....		311211-4	36.3	3.9	7.5	-4.1	-4.7	0.9
Corn mill products.....		311211-7	12.7	-0.5	0.0	1.3	-0.5	1.0
Other grain mill products.....		311211-9	-12.3	-1.4	-0.6	-1.0	1.3	-3.6
Secondary products and miscellaneous receipts.....		311211-SM						
Miscellaneous receipts.....		311211-M	-18.7	-2.5	-8.8	-5.2	-3.7	-3.3
Rice milling.....	311212		21.5	0.7	2.0	3.3	0.4	0.6
Primary products.....		311212-P	21.5	0.7	2.0	3.3	0.4	0.6
Milled rice and byproducts.....		311212-0	21.5	0.7	2.0	3.3	0.4	0.6
Milled rice (incl second heads, screenings, brewers, bran, sharps, rice flour, and byproducts).....		311212-04	19.7	1.6	1.3	2.1	0.5	1.2
Head rice not packaged with other ingredients.....		311212-06	21.8	0.6	0.8	4.8	0.3	0.1
Malt manufacturing.....	311213		15.9	-0.1	0.0	0.6	6.7	0.1
Primary products.....		311213-P	16.9	-0.1	0.1	0.6	6.9	0.1
Malt and malt byproducts.....		311213-0	16.9	-0.1	0.1	0.6	6.9	0.1
Secondary products and miscellaneous receipts.....		311213-SM1						
Starch & vegetable fats & oils mfg.....	31122		-0.9	0.8	-1.8	0.1	-0.6	-1.8
Wet corn milling and starch manufacturing.....	311221		16.3	-1.5	-0.3	3.1	8.9	0.3
Primary products.....		311221-P	17.7	-1.6	-0.3	3.0	9.2	0.3
Wet process corn byproducts.....		311221-A	16.7	1.6	-0.2	-0.1	3.6	4.1
Corn sweeteners, made by wet milling.....		311221-1	25.0	-5.4	-1.4	3.5	17.2	0.3
Manufactured starch, made by wet milling.....		311221-4	20.9	-1.0	0.2	-0.9	17.8	0.0
Secondary products and miscellaneous receipts.....		311221-SM						
Soybean and other oilseed processing.....	311224		-4.3	1.5	-1.8	-0.6	-3.5	-2.8
Primary products.....		311224-P	-7.2	3.6	-3.5	0.6	-3.8	-2.5
Cottonseed cake, meal, hulls, and other byproducts.....		311224-B	18.6	-0.3	-4.7	0.5	-1.8	-0.7
Cottonseed cake and meal.....		311224-B1	25.7	-0.8	-7.0	0.7	-1.4	-0.4
Soybean oil.....		311224-3	-13.7	7.8	-8.3	-2.4	-4.2	-1.0
Crude soybean oil, degummed, made from soybeans crushed in the same establishment.....		311224-31	-0.8	2.9	-0.7	-1.6	-0.7	-1.9
Soybean oil, all other types.....		311224-32	-19.3	10.0	-11.4	-2.9	-6.6	-0.4
Soybean cake, meal, and other byproducts.....		311224-4	4.9	1.4	-0.1	2.3	2.4	-0.4
Soybean cake and meal.....		311224-41	3.9	-1.4	1.3	2.2	3.4	0.4
Other soybean products, including isolates and concentrates.....		311224-42	21.2	30.7	-11.4	2.5	-4.5	-6.7
Cotton linters.....		311224-7	38.8	0.1	0.4	-0.1	-0.9	-0.2
Other crude and refined vegetable oils and other vegetable mill products.....		311224-9	0.1	-1.5	0.3	-0.5	0.4	0.2
Other crude vegetable oils, including linseed, peanut, sunflower, safflower, etc.....		311224-91	-3.4	-0.9	0.7	-1.1	-0.7	-1.6
Other vegetable oil mill products, including all oil seed cake and meal.....		311224-93	6.9	-2.7	-1.0	0.1	1.5	2.1
Secondary products and miscellaneous receipts.....		311224-SM						
Miscellaneous products.....		311224-M	5.4	-3.5	-2.3	-3.7	-4.1	-3.2
Fats and oils refining and blending.....	311225		-6.2	1.6	-3.3	-0.6	-2.2	-1.0
Primary products.....		311225-P	-9.3	2.8	-4.0	-2.1	-1.9	-1.3
Shortening and cooking oils.....		311225-2	-13.6	3.2	-4.5	-2.9	-2.2	-1.6
Margarine, butter blends, and butter substitutes.....		311225-4	-	-0.4	-0.3	1.1	-0.7	-
Secondary products and miscellaneous receipts.....		311225-SM						
Secondary products.....		311225-S	-	-10.0	2.8	5.7	-3.6	-
Breakfast cereal manufacturing.....	31123		12.4	1.5	0.0	1.2	0.0	0.0
Breakfast cereal manufacturing.....	311230		12.4	1.5	0.0	1.2	0.0	0.0
Primary products.....		311230-P	12.7	1.8	0.0	1.4	0.0	0.0
Breakfast cereal.....		311230-1	12.7	1.8	0.0	1.4	0.0	0.0
Secondary products and miscellaneous receipts.....		311230-SM						
Sugar & confectionery product mfg.....	3113		11.2	0.8	0.3	0.5	2.1	0.8
Sugar mfg.....	31131		12.6	-0.1	0.9	1.2	2.1	1.0
Beet sugar manufacturing.....	311313		14.4	-1.5	0.7	0.4	3.0	0.8

See footnotes at end of table.

Table 12. Producer price index percentage changes for the net output of selected industries and their products, not seasonally adjusted — Continued
 [March 2023]

Title ¹	Industry code	Product code	Unadjusted 12-month percent change ²	Unadjusted 1-month percent change ²				
				Mar. 2022 to Mar. 2023 ^P	Oct. to Nov.	Nov. to Dec. ^P	Dec. to Jan. ^P	Jan. to Feb. ^P
Beet sugar manufacturing - Continued								
Primary products.....		311313-P	14.7	-1.5	0.7	0.4	3.0	0.8
Beet sugar.....		311313-0	14.7	-1.5	0.7	0.4	3.0	0.8
Secondary products and miscellaneous receipts.....		311313-SM1						
Cane sugar manufacturing.....	311314		11.4	0.8	1.0	1.6	1.6	1.1
Primary products.....		311314-P	11.4	0.8	0.9	1.6	1.6	1.1
Raw cane sugar and sugarcane mill products and byproducts.....		311314-1	17.0	0.3	1.1	3.2	1.3	2.3
Refined granulated cane sugar and byproducts.....		311314-3	7.7	1.1	0.8	0.6	1.9	0.4
Secondary products and miscellaneous receipts.....		311314-SM						
Nonchocolate confectionery mfg.....	31134		10.9	0.9	0.7	0.4	3.5	0.7
Nonchocolate confectionery manufacturing.....	311340		10.9	0.9	0.7	0.4	3.5	0.7
Primary products.....		311340-P	11.3	0.9	0.8	0.4	3.7	0.8
Nonchocolate-type confectioneries.....		311340-5	10.6	1.0	0.9	0.5	0.8	1.0
Other confectionery-type products.....		311340-7	11.8	0.0	4.8	0.0	0.0	0.8
Secondary products and miscellaneous receipts.....		311340-SM						
Secondary products.....		311340-S	6.4	1.2	-0.1	0.0	0.4	0.0
Chocolate and confectionery manufacturing.....	31135		10.4	1.2	-0.3	0.2	1.3	0.6
Chocolate and confectionery mfg. from cacao.....	311351		13.0	1.1	0.3	0.4	0.0	2.1
Primary products.....		311351-P	13.3	1.3	0.3	0.4	0.0	2.1
Chocolate coatings, made from cacao beans.....		311351-1	—	1.1	0.3	-0.7	-1.7	2.2
Chocolate/chocolate-type confectionery products, made from cacao beans.....		311351-4	7.7	0.0	0.0	0.0	2.8	1.1
Other chocolate and cocoa products, made from cacao beans.....		311351-7	20.1	2.6	0.6	0.8	-1.3	2.7
Secondary products and miscellaneous receipts.....		311351-SM1						
Confectionery mfg. from purchased chocolate.....	311352		9.1	1.3	-0.6	0.2	1.8	0.0
Primary products.....		311352-P	9.6	1.6	-0.7	0.1	1.9	-0.1
Chocolate/confectionery products, made from purchased chocolate.....		311352-3	9.6	1.7	-0.8	0.1	1.9	-0.1
Secondary products and miscellaneous receipts.....		311352-SM						
Miscellaneous receipts.....		311352-M	7.9	-0.3	0.0	1.2	0.0	0.0
Fruit & vegetable preserving & specialty food mfg.....	3114		17.5	1.3	0.2	1.1	0.8	0.8
Frozen food manufacturing.....	31141		17.0	2.1	0.2	0.4	1.1	0.5
Frozen fruit and vegetable manufacturing.....	311411		22.9	3.4	0.1	0.5	2.5	0.0
Primary products.....		311411-P	20.5	2.6	0.0	0.6	2.7	0.1
Frozen fruits, juices, ades, drinks, and cocktails.....		311411-1	3.3	4.7	0.0	-0.8	2.9	0.3
Frozen fruits.....		311411-11	-8.5	-1.7	0.0	-1.5	0.2	0.7
Frozen vegetables.....		311411-4	25.6	2.1	0.1	0.9	2.7	0.0
Frozen vegetables, other than potato products.....		311411-47	10.5	1.0	0.1	0.0	0.4	-0.3
Frozen potato products (French-fried, patties, puffs, etc.).....		311411-48	38.3	3.0	0.0	1.7	4.4	0.2
Secondary products and miscellaneous receipts.....		311411-SM						
Miscellaneous receipts.....		311411-M	88.4	10.3	0.0	1.6	13.1	1.7
Frozen specialty food manufacturing.....	311412		12.5	1.0	0.4	0.4	0.1	0.8
Primary products.....		311412-P	12.3	0.9	0.4	0.4	0.1	0.8
Frozen dinners (beef, pork, and poultry pies) and nationality foods, incl. frozen pizza.....		311412-1	13.5	1.1	0.5	0.5	0.1	0.3
Other frozen specialties, incl. all whipped topping, waffles, soups, etc., excluding seafood.....		311412-4	7.5	0.2	0.0	-0.1	0.1	2.8
Secondary products and miscellaneous receipts.....		311412-SM						
Secondary products.....		311412-S	23.5	3.1	-1.0	6.5	-5.6	2.4
Fruit & vegetable canning, pickling & drying.....	31142		17.9	0.8	0.1	1.6	0.6	1.0
Fruit and vegetable canning.....	311421		18.4	1.4	0.1	1.2	0.7	1.0
Primary products.....		311421-P	17.8	1.3	0.3	1.1	0.5	0.8
Canned catsup and other tomato based sauces.....		311421-D	17.4	0.9	0.5	0.0	0.4	0.1
Canned jams, jellies, and preserves.....		311421-G	10.3	0.0	-0.1	1.6	0.1	0.0
Canned and fresh fruit juices, nectars, and concentrates.....		311421-K	18.1	1.3	0.2	4.8	0.0	2.2
Pickles and other pickled products, including horseradish.....		311421-Q	14.0	0.6	0.0	0.0	0.2	0.0
Canned fruits, excluding baby foods.....		311421-1	18.7	0.3	0.2	2.2	0.5	1.8
Canned vegetables.....		311421-5	23.2	2.7	0.5	-1.6	1.2	0.0
Secondary products and miscellaneous receipts.....		311421-SM						
Miscellaneous receipts.....		311421-M	32.6	3.2	-6.0	0.3	9.5	5.6
Secondary products.....		311421-S	21.7	2.3	-0.5	4.1	-0.8	3.1
Specialty canning.....	311422		21.3	0.1	0.2	1.0	0.5	2.5
Primary products.....		311422-P	25.2	0.2	0.2	1.1	0.1	1.2

See footnotes at end of table.

Table 12. Producer price index percentage changes for the net output of selected industries and their products, not seasonally adjusted — Continued
 [March 2023]

Title ¹	Industry code	Product code	Unadjusted 12-month percent change ²	Unadjusted 1-month percent change ²				
				Mar. 2022 to Mar. 2023 ^P	Oct. to Nov.	Nov. to Dec. ^P	Dec. to Jan. ^P	Jan. to Feb. ^P
Specialty canning - Continued								
Canned baby foods and other canned specialty/nationality foods.....		311422-5	16.9	-0.1	0.0	4.6	0.0	0.0
Canned soups and stews, excluding frozen and seafood.....		311422-6	28.0	0.2	0.0	0.0	0.2	0.1
Canned dry beans.....		311422-7	25.7	0.5	1.2	0.0	0.0	11.9
Secondary products and miscellaneous receipts.....		311422-SM						
Dried and dehydrated food manufacturing.....								
Primary products.....	311423		11.2	-0.3	0.1	4.2	0.1	-1.4
Soup mixes (including dried/dehydrated/freeze-dried) and bouillon.....		311423-P	10.9	-0.5	0.2	4.4	0.1	-1.6
Dried and dehydrated fruits and vegetables, including freeze-dried.....		311423-1	7.2	-4.6	0.0	5.6	0.0	-5.1
Secondary products and miscellaneous receipts.....		311423-5	11.7	0.8	0.2	2.9	0.1	-0.2
		311423-SM						
Dairy product mfg.....								
Dairy product (except frozen) mfg.....	3115		-2.4	0.0	-0.7	-1.7	-2.2	-1.8
Fluid milk manufacturing.....	31151		-3.1	-0.1	-0.8	-1.8	-2.4	-2.0
Primary products.....	311511		2.4	1.4	-0.3	-0.4	-1.2	-2.1
Yogurt, except frozen.....		311511-P	1.3	1.5	-0.5	-0.7	-1.3	-2.4
Perishable dairy product substitutes.....		311511-A	11.9	0.0	0.0	0.0	0.0	-0.1
Fluid milk and cream, bulk sales.....		311511-D	8.9	0.0	6.6	1.9	0.0	0.0
Fluid milk and related products, packaged (incl. cartons, bottles, cans, etc.) excl. U.H.T.....		311511-1	-2.8	0.2	-2.1	-5.2	-2.6	-1.3
Whole fluid milk, packaged, excluding U.H.T. and flavored.....		311511-5	-2.3	2.4	-0.8	-0.8	-1.9	-3.9
Fluid milk, lowfat, incl. 2.0, 1.0, and 0.5 percent packaged, excl. U.H.T. and flavored.....		311511-51	-3.6	2.4	-0.8	-0.7	-2.5	-4.6
Fat free or skim milk, packaged, excluding U.H.T. and flavored.....		311511-52	-1.3	2.6	-0.9	-0.1	-1.3	-3.4
Other fluid milk related products, incl. heavy & light cream, unflavored sour cream, etc.....		311511-53	-0.7	3.0	-0.2	0.0	0.9	-3.5
Cottage cheese (including bakers', pot, and farmers' cheese).....		311511-59	-0.6	1.5	-0.9	-2.3	-2.7	-3.9
Other packaged milk products incl. flavored milks, eggnog, buttermilk etc.....		311511-7	2.7	1.1	-1.2	-0.2	0.5	-1.4
Secondary products and miscellaneous receipts.....		311511-9	5.4	1.9	-0.4	2.7	-0.5	-1.9
Miscellaneous receipts.....		311511-SM						
Secondary products.....		311511-M	-0.5	0.7	-0.4	2.2	-2.8	-4.1
		311511-S	14.5	1.0	1.1	1.9	0.7	0.9
Creamery butter manufacturing.....								
Primary products.....	311512		-12.8	-9.0	-4.0	-12.5	-0.2	-2.2
Creamery butter.....		311512-P	-12.8	-9.0	-4.0	-12.5	-0.2	-2.2
		311512-0	-12.8	-9.0	-4.0	-12.5	-0.2	-2.2
Cheese manufacturing.....								
Primary products.....	311513		-1.6	-0.2	0.2	-1.1	-3.3	-1.3
Raw liquid whey.....		311513-P	-0.8	-0.6	0.6	-0.8	-3.3	-0.8
Natural cheese (cheddar, Swiss, Italian, brick, cream, grated, dried etc.) excl. cottage cheese.....		311513-A	-36.3	-14.3	-6.8	-2.5	-9.9	-4.3
Natural cheese, except lowfat, shipped in consumer packages or containers (3 lbs. or less).....		311513-1	-0.3	-0.5	1.3	-0.7	-3.0	-0.9
Natural cheese, except lowfat, shipped in packages or containers (more than 3 lbs.) or bulk.....		311513-1111	4.5	-0.2	0.1	-0.2	-0.6	-0.6
Lowfat natural cheese, except cottage cheese, shipped in consumer packages (3 lbs. or less).....		311513-1121	-3.6	-0.6	2.0	-1.5	-4.9	-0.7
Lowfat natural cheese, except cottage cheese, shipped in packages (more than 3 lbs.) or in bulk.....		311513-1131	4.1	0.0	0.0	0.4	-0.2	-0.1
Process cheese and related products.....		311513-1141	-8.8	-1.1	4.2	-0.6	-6.3	-2.4
Process cheese, shipped in consumer packages or containers (3 lbs. or less) ..		311513-4	-3.1	-1.2	-1.9	-1.3	-5.1	0.1
All other process cheese and related products.....		311513-41	-2.4	-2.1	-1.9	-2.8	-3.2	1.5
Process cheese, shipped in packages or containers (more than 3 lbs.) or in bulk.....		311513-49	-3.7	-0.4	-1.9	-0.1	-6.6	-1.0
Cheese food, spread, and other related products.....		311513-4921	1.5	6.6	-0.7	-1.4	-2.6	-4.9
Secondary products and miscellaneous receipts.....		311513-4961	-9.6	-7.8	-3.2	1.3	-10.5	3.2
Miscellaneous receipts.....		311513-SM						
Secondary products.....		311513-M	8.2	0.8	-1.8	6.5	-2.7	-0.6
		311513-S	-8.5	2.3	-2.1	-3.8	-3.1	-5.3
Dry, condensed, and evaporated dairy products.....								
Primary products.....	311514		-14.5	-0.8	-3.0	-2.1	-3.9	-3.2
Ice cream mixes and related products.....		311514-P	-17.0	-0.4	-1.7	-1.4	-3.2	-3.5
Dairy product substitutes.....		311514-A	-1.7	-0.4	-1.5	-0.3	-1.6	-0.9
Dry milk products and mixtures.....		311514-D	8.9	4.1	0.0	0.0	0.0	0.0
Milk products, shipped in consumer-type cans, excluding substitutes.....		311514-1	-28.4	-1.2	-2.6	-2.4	-4.4	-5.2
Concentrated milk products shipped in bulk (barrels, drums, and tanks).....		311514-5	5.9	0.1	-0.4	1.0	-0.2	-0.6
Secondary products and miscellaneous receipts.....		311514-7	-25.9	-5.6	-4.4	-1.7	-7.2	-4.0
Secondary products.....		311514-SM						
		311514-S	-11.8	-2.1	-6.7	-8.1	-11.0	-0.3
Ice cream and frozen dessert mfg.....								
	31152		6.4	0.4	0.0	-0.7	0.3	0.1

See footnotes at end of table.

Table 12. Producer price index percentage changes for the net output of selected industries and their products, not seasonally adjusted — Continued
 [March 2023]

Title ¹	Industry code	Product code	Unadjusted 12-month percent change ²	Unadjusted 1-month percent change ²				
			Mar. 2022 to Mar. 2023 ^P	Oct. to Nov.	Nov. to Dec. ^P	Dec. to Jan. ^P	Jan. to Feb. ^P	Feb. to Mar. ^P
Ice cream and frozen dessert mfg - Continued								
Ice cream and frozen dessert manufacturing.....	311520		6.4	0.4	0.0	-0.7	0.3	0.1
Primary products.....		311520-P	6.8	0.3	0.0	-0.3	0.2	0.1
Ice cream and frozen dessert manufacturing.....		311520-0	6.8	0.3	0.0	-0.3	0.2	0.1
Ice cream, incl. custards (excl. lowfat and nonfat) shipped in bulk (containers 3 gal or more).....		311520-01	3.5	0.0	-0.6	-1.1	-0.1	1.1
Ice cream, incl. custards (excl. lowfat and nonfat) shipped in sizes less than 3 gallons.....		311520-02	6.9	0.7	0.1	-1.4	0.5	0.0
Ice cream, including custards (excluding lowfat and nonfat), novelty forms.....		311520-03	9.1	0.2	0.1	0.3	-0.1	0.2
Ice cream, including custards, lowfat and nonfat.....		311520-04	7.5	0.0	0.0	1.0	0.0	0.0
Frozen desserts containing fats other than butterfat (incl. soy, rice, almond, oats, etc.).....		311520-06	-	-	-	4.9	-0.1	-0.1
Other frozen desserts (yogurt, sherbet, water ices, mellorine, frozen pudding, gelato, etc.).....		311520-09	5.2	0.0	0.0	2.3	0.0	-0.2
Secondary products and miscellaneous receipts.....		311520-SM						
Miscellaneous receipts.....		311520-M	12.7	1.1	0.0	0.0	0.0	5.6
Secondary products.....		311520-S	-2.4	-	-	-	2.0	0.5
Animal slaughtering & processing.....	31161		-3.0	1.0	-2.5	1.6	-1.9	2.9
Animal, except poultry, slaughtering.....	311611		1.3	1.9	0.9	3.9	-3.7	2.8
Primary products.....		311611-P	0.5	2.1	0.9	3.9	-3.7	2.9
Pork, fresh/frozen, unprocessed, all cuts, except sausage, made in slaughtering plants.....		311611-A	-4.8	0.2	-5.9	3.1	-5.5	1.3
Pork, processed or cured, not canned or made into sausage, made in slaughtering plants.....		311611-G	16.7	-3.3	1.2	-3.0	-10.1	15.4
Fresh and processed sausage, deli, and cooked meats, made in slaughtering plants.....		311611-J	3.1	2.3	-3.0	0.0	-1.4	-1.3
Hides, skins, and pelts, made in slaughtering plants.....		311611-Q	-11.6	-7.8	0.0	-0.8	-0.1	0.9
Miscellaneous byproducts of slaughtering plants.....		311611-R	-11.6	2.6	-3.8	-1.2	-9.1	-4.7
Beef, fresh or frozen, not canned or made into sausage, made in slaughtering plants.....		311611-1	4.8	2.9	3.9	6.5	-1.5	4.6
Beef, fresh/frozen whole/half carcass, not canned or made into sausage, misp.....		311611-10	13.7	13.7	-11.4	9.6	-0.4	1.0
Beef, fresh/frozen variety meats, not canned or made into sausage, made in slaughtering plants.....		311611-16	11.0	4.6	-1.3	6.2	-7.6	6.7
Beef, fresh/frozen, primal and subprimal cuts, made in slaughtering plants.....		311611-17	4.1	2.1	5.3	6.3	-1.2	4.9
Lamb/mutton, fresh or frozen, not canned or made into sausage, made in slaughtering plants.....		311611-7	48.8	64.1	-0.3	-0.3	0.0	0.5
Secondary products and miscellaneous receipts.....		311611-SM						
Miscellaneous receipts.....		311611-M	15.6	-2.3	-0.3	0.6	-0.4	-0.2
Secondary products.....		311611-S	17.9	-1.7	1.9	-0.1	-0.4	-5.2
Meat processed from carcasses.....	311612		1.3	-1.1	-0.4	-2.6	0.4	2.6
Primary products.....		311612-P	1.1	-1.1	-0.5	-2.7	0.4	2.6
Other processed, frozen, or cooked meats, made from purchased carcasses.....		311612-A	0.9	-0.8	-0.4	-2.3	1.4	2.8
Boxed meat (beef, pork, lamb, etc.), made from purchased carcasses.....		311612-A1	-0.2	-0.8	0.3	-8.2	3.0	0.4
Frozen ground meat patties and other processed, frozen, or cooked meats, mfpc.....		311612-A5	0.4	-0.9	-0.7	-0.3	0.9	3.6
Pork, processed or cured, not canned or made into sausage, mfpc.....		311612-1	-4.1	-3.0	0.3	-4.6	-1.5	2.3
Pork, sweet-pickled, dry-cured, or dry salt, not canned or made into sausage, mfpc.....		311612-11	-0.4	-0.5	0.0	-0.1	0.1	-0.2
Smoked hams and picnics, excluding canned, made from purchased carcasses.....		311612-12	15.9	0.4	0.3	-12.5	2.7	15.6
Smoked slab bacon, made from purchased carcasses.....		311612-13	-19.8	-8.7	-3.0	-1.6	-0.3	-0.5
Smoked sliced bacon, made from purchased carcasses.....		311612-14	-18.6	-7.6	1.0	-2.0	-3.5	-1.3
Other smoked pork, not canned or made into sausage, made from purchased carcasses.....		311612-15	1.6	-0.1	-0.7	-1.0	0.0	-4.1
Boiled ham, barbecue pork, and other cooked pork, except canned meats and sausage, mfpc.....		311612-16	9.4	2.3	0.3	-4.2	-4.4	-3.5
Sausage and similar products, excluding canned, made from purchased carcasses.....		311612-4	1.8	-0.1	-1.6	-1.6	0.5	2.2
Fresh sausage (pork sausage, breakfast links, etc.), excluding canned, mfpc.....		311612-41	4.3	-0.1	-4.2	-3.1	0.5	6.2
Dry or semidry sausage (salami, cervelat, pepperoni, summer sausage, pork roll, etc), mfpc.....		311612-42	-0.5	-0.3	-1.3	-1.1	0.3	0.7
Frankfurters, including wieners, excluding canned, made from purchased carcasses.....		311612-43	1.0	0.1	-0.3	0.6	0.0	-1.5
Other sausage (smoked or cooked) & jellied goods & similar preparations, excluding canned, mfpc.....		311612-44	2.2	0.3	0.3	-1.7	1.1	1.0
Secondary products and miscellaneous receipts.....		311612-SM						
Secondary products.....		311612-S	6.8	0.0	0.2	-0.6	-0.1	1.3
Rendering and meat byproduct processing.....	311613		-3.1	-1.0	0.0	-0.7	-1.4	-0.5
Primary products.....		311613-P	-2.8	-0.8	0.3	-0.5	-1.4	-0.5

See footnotes at end of table.

Table 12. Producer price index percentage changes for the net output of selected industries and their products, not seasonally adjusted — Continued
 [March 2023]

Title ¹	Industry code	Product code	Unadjusted 12-month percent change ²	Unadjusted 1-month percent change ²				
			Mar. 2022 to Mar. 2023 ^P	Oct. to Nov.	Nov. to Dec. ^P	Dec. to Jan. ^P	Jan. to Feb. ^P	Feb. to Mar. ^P
Rendering and meat byproduct processing - Continued								
Lard, inedible tallow, and other greases, excluding wool grease.....		311613-2	-19.2	0.5	-3.9	-0.3	-9.5	-10.3
Animal and marine feed and fertilizer byproducts.....		311613-5	9.4	-1.8	3.3	-0.6	4.8	5.9
Meat and bone meal.....		311613-51	1.3	3.1	4.4	2.0	0.1	3.3
Animal and marine feed and fertilizer byproducts, except meat and bone meal..		311613-52	16.4	-4.7	2.6	-3.0	9.4	8.3
Secondary products and miscellaneous receipts.....		311613-SM						
Poultry processing.....	311615		-12.1	1.5	-9.6	2.3	-1.5	3.5
Primary products.....		311615-P	-12.3	1.6	-9.8	2.4	-1.4	3.6
Processed poultry and small game (except soups), containing 20 percent or more poultry or meat.....		311615-D	-24.7	11.5	-25.8	14.1	-8.4	7.8
Young chickens, including bulk, chilled, frozen, whole, and in parts.....		311615-1	-9.9	-3.5	-3.8	-1.9	2.4	6.9
Turkeys (including frozen, whole, and parts).....		311615-7	5.1	0.0	-0.3	0.0	-2.2	-11.6
Other poultry and small game (including frozen), whole, and parts.....		311615-9	22.3	2.7	0.1	0.5	0.3	0.2
Secondary products and miscellaneous receipts.....		311615-SM						
Secondary products.....		311615-S	-17.6	-5.0	0.3	-1.1	-12.2	-8.1
Seafood product preparation & packaging.....	3117		0.2	-0.4	-0.5	-0.2	-0.6	0.7
Seafood product preparation and packaging.....	31171		0.2	-0.4	-0.5	-0.2	-0.6	0.7
Seafood product preparation and packaging.....	311710		0.2	-0.4	-0.5	-0.2	-0.6	0.7
Primary products.....		311710-P	0.2	-0.5	-0.6	-0.2	-0.6	0.7
Prepared frozen shellfish.....		311710-3	-12.6	-1.9	-0.7	-1.3	-1.5	-0.2
Seafood canning.....		311710-5	—	0.0	0.0	—	—	—
Prepared fresh fish/seafood, inc. surimi/surimi-based products.....		311710-6	1.8	-0.3	0.7	-0.2	-0.1	-1.1
Prepared frozen fish.....		311710-7	2.3	1.0	-2.4	0.3	-1.5	-0.3
Other prepared fresh and frozen seafood.....		311710-9	28.3	-4.3	3.4	0.9	2.2	8.7
Secondary products and miscellaneous receipts.....		311710-SM						
Miscellaneous receipts.....		311710-M	—	1.3	0.0	—	—	—
Secondary products.....		311710-S	—	—	—	—	0.2	-0.1
Bakeries & tortilla mfg.....	3118		13.7	1.1	0.1	0.9	0.4	1.1
Bread & bakery product mfg.....	31181		13.9	1.3	0.2	0.7	0.5	1.5
Retail bakeries.....	311811		14.5	0.0	0.6	0.8	0.7	2.2
Primary products.....		311811-P	13.7	0.0	0.7	1.0	0.8	1.2
Retail bakery products.....		311811-0	13.7	0.0	0.7	1.0	0.8	1.2
Secondary products and miscellaneous receipts.....		311811-SM						
Miscellaneous receipts.....		311811-M	—	0.0	0.0	—	—	—
Commercial bakeries.....	311812		14.0	1.8	0.0	0.4	0.6	0.7
Primary products.....		311812-P	11.7	2.2	-0.1	0.3	0.5	0.7
Bread (white, wheat, rye, etc.), including frozen.....		311812-1	12.1	0.9	0.6	-0.7	-0.1	2.6
White pan bread.....		311812-15	13.2	0.6	0.4	0.2	0.4	-0.2
White hearth bread (French, Italian, etc.).....		311812-16	8.3	0.5	0.1	0.0	1.5	0.0
Dark wheat breads (whole wheat, cracked wheat, multigrain, etc.).....		311812-17	9.3	0.6	1.3	-0.7	-1.4	3.6
Other variety breads (rye, unleavened, raisin, potato, self-rising, salt-free, canned, etc.).....		311812-18	14.3	2.2	0.6	-2.8	-1.2	8.7
Rolls, bread-type (including muffins, bagels, and croissants), including frozen.....		311812-5	14.2	5.6	-0.8	0.3	1.1	-0.8
Rolls, hamburger and wiener.....		311812-51	11.5	8.4	0.5	-0.3	-0.2	-3.0
All other rolls, bread-type (incl. muffins, bagels, and croissants).....		311812-59	16.2	2.8	-2.3	0.9	2.4	1.2
Soft cakes, excluding frozen.....		311812-7	2.8	-0.8	-0.4	0.7	0.6	0.1
Other sweet goods, excluding frozen.....		311812-9	11.9	0.8	-0.1	3.0	0.8	0.4
Secondary products and miscellaneous receipts.....		311812-SM						
Miscellaneous receipts.....		311812-M	22.2	0.6	-0.3	0.5	0.0	-0.4
Secondary products.....		311812-S	46.5	-1.4	1.0	1.1	1.7	0.2
Frozen cakes and other pastries manufacturing.....	311813		12.4	-0.7	0.8	2.3	-0.5	5.8
Primary products.....		311813-P	12.0	-0.9	0.9	2.5	-0.6	6.4
Frozen cakes, pies, and other pastries.....		311813-0	12.0	-0.9	0.9	2.5	-0.6	6.4
Secondary products and miscellaneous receipts.....		311813-SM						
Secondary products.....		311813-S	—	0.3	0.2	1.1	—	—
Cookie, cracker & pasta mfg.....	31182		13.5	0.6	0.0	1.6	0.4	0.1
Cookie and cracker manufacturing.....	311821		2.9	0.0	0.0	0.0	0.3	0.3
Primary products.....		311821-P	2.0	0.0	0.0	0.0	0.2	0.0
Crackers, biscuits, and related products.....		311821-2	0.2	0.0	0.0	0.0	0.0	0.0
Saltines and all other crackers, cracker meal and crumbs, and biscuits.....		311821-24	0.2	0.0	0.0	0.0	0.0	0.0
Cookies, wafers, and ice cream cones and cups (excluding frozen).....		311821-4	3.3	0.0	0.0	0.0	0.4	0.0
Secondary products and miscellaneous receipts.....		311821-SM						

See footnotes at end of table.

Table 12. Producer price index percentage changes for the net output of selected industries and their products, not seasonally adjusted — Continued
 [March 2023]

Title ¹	Industry code	Product code	Unadjusted 12-month percent change ²	Unadjusted 1-month percent change ²				
			Mar. 2022 to Mar. 2023 ^P	Oct. to Nov.	Nov. to Dec. ^P	Dec. to Jan. ^P	Jan. to Feb. ^P	Feb. to Mar. ^P
Cookie and cracker manufacturing - Continued								
Secondary products.....		311821-S	9.2	0.0	0.0	0.0	1.3	2.9
Dry pasta, dough, and flour mixes manufacturing from purchased flour.....	311824		22.6	1.0	0.0	2.8	0.4	0.0
Primary products.....		311824-P	23.8	0.3	0.2	3.0	0.3	0.0
Prepared flour mixes (incl refrigerated & frozen doughs & batters) made from purchased flour.....		311824-1	22.2	0.5	0.3	0.1	-0.2	0.0
Flour mixes (refrigerated & frozen doughs & batters), ex cake mixes, made from purchased flour.....		311824-12	22.6	0.5	0.4	0.1	-0.2	0.1
Dry macaroni, spaghetti and egg noodle products (excluding canned or frozen)....		311824-3	26.2	0.0	0.0	8.9	1.3	0.0
Secondary products and miscellaneous receipts.....		311824-SM						
Secondary products.....		311824-S	16.1	0.2	0.0	0.0	0.8	0.2
Tortilla mfg.....	31183		14.2	2.3	-0.6	-0.6	0.3	1.6
Tortilla manufacturing.....	311830		14.2	2.3	-0.6	-0.6	0.3	1.6
Primary products.....		311830-P	16.3	2.7	-0.7	-0.7	0.3	1.4
Tortillas, sold in bulk or packages, excluding frozen or canned.....		311830-0	16.3	2.7	-0.7	-0.7	0.3	1.4
Secondary products and miscellaneous receipts.....		311830-SM						
Miscellaneous receipts.....		311830-M	7.4	0.0	0.0	0.0	0.0	0.5
Secondary products.....		311830-S	6.2	0.0	0.1	-0.5	0.0	4.4
Other food manufacturing.....	3119		11.7	1.1	0.9	-0.7	-3.1	0.9
Snack food mfg.....	31191		11.3	1.1	-0.4	-0.9	0.7	1.4
Roasted nuts and peanut butter manufacturing.....	311911		-3.6	0.0	-1.4	-2.6	-0.6	-0.4
Primary products.....		311911-P	-3.7	0.0	-1.5	-2.4	-0.7	-0.3
Nuts and seeds (salted, roasted, cooked, or blanched).....		311911-1	-5.3	-0.1	-1.5	-2.7	-0.9	-0.4
Nuts (salted, roasted, cooked, or blanched), sold in bulk.....		311911-11	-10.2	-1.2	-2.4	-2.9	-0.7	-0.6
Canned nuts (salted, roasted, cooked, or blanched).....		311911-12	1.6	2.7	-2.8	-0.7	-3.3	2.2
All other packaged nuts, including all types of seeds (salted, roasted, cooked, or blanched).....		311911-13	-2.9	-0.9	0.0	-0.1	-3.0	0.4
Peanut butter.....		311911-4	7.5	0.2	-1.2	0.4	1.2	0.3
Secondary products and miscellaneous receipts.....		311911-SM						
Secondary products.....		311911-S	5.9	0.0	0.0	0.2	0.1	-2.6
Other snack food manufacturing.....	311919		18.9	1.6	0.0	0.0	1.4	2.2
Primary products.....		311919-P	17.1	1.8	0.0	0.0	1.4	2.2
Potato chips and sticks, plain and flavored.....		311919-1	13.6	1.7	0.0	0.0	1.8	0.3
Corn chips and related products.....		311919-4	24.2	3.2	0.0	0.0	0.0	4.7
Other chips, sticks (hard pretzels, bacon rinds, popcorn (except candied), etc.)....		311919-7	13.3	0.0	0.0	0.0	2.6	1.8
Secondary products and miscellaneous receipts.....		311919-SM						
Coffee & tea mfg.....	31192		8.6	0.6	0.3	0.0	0.5	0.0
Coffee and tea manufacturing.....	311920		8.6	0.6	0.3	0.0	0.5	0.0
Primary products.....		311920-P	8.4	0.6	0.3	0.0	0.5	0.0
Roasted coffee.....		311920-1	8.8	0.7	0.4	-0.2	0.0	0.0
Coffee, concentrated, including coffee substitutes.....		311920-5	1.0	0.0	0.0	0.0	0.0	0.0
Tea in consumer packages.....		311920-7	10.5	0.2	-0.3	1.4	5.4	0.0
Secondary products and miscellaneous receipts.....		311920-SM						
Miscellaneous receipts.....		311920-M	18.1	0.0	0.0	0.0	0.0	0.0
Flavoring syrup & concentrate mfg.....	31193		8.0	0.0	0.1	3.8	-0.5	0.3
Flavoring syrup and concentrate manufacturing.....	311930		8.0	0.0	0.1	3.8	-0.5	0.3
Primary products.....		311930-P	8.5	0.0	0.1	3.9	0.0	-0.1
Liquid beverage bases, excluding use by soft drink bottlers.....		311930-1	4.3	0.0	1.8	0.3	0.0	0.0
Soft drink flavoring syrup, sold in bulk.....		311930-6	7.2	0.0	0.0	7.1	0.0	0.0
Other flavoring agents (except chocolate syrups).....		311930-8	8.1	0.0	0.0	3.2	0.0	-0.2
Secondary products and miscellaneous receipts.....		311930-SM						
Secondary products.....		311930-S	-	0.0	0.0	-	-	-
Seasoning & dressing mfg.....	31194		7.1	0.5	0.1	0.1	0.5	0.4
Mayonnaise, dressing, and sauce manufacturing.....	311941		10.3	1.2	0.1	0.0	0.3	0.7
Primary products.....		311941-P	8.9	0.3	0.0	0.0	0.3	0.8
Vinegar and cider.....		311941-1	3.9	0.0	0.0	0.0	0.0	0.0
Prepared sauces, excluding tomato-based sauces and sauces comprised of 20 percent or more meat.....		311941-4	11.7	0.6	0.0	0.0	0.3	0.0
Mayonnaise, salad dressings, and sandwich spreads.....		311941-7	8.6	0.2	0.0	0.0	0.3	1.7
Spoon-type salad dressing incl. mayonnaise, sandwich spreads, refrigerated dressings, semisolid.....		311941-75	5.8	0.4	0.0	0.0	0.4	2.0
Pourable-type salad dressing (reduced calorie, cheese, vinegar and oil, etc.)....		311941-76	11.4	0.0	0.0	0.0	0.1	1.3

See footnotes at end of table.

Table 12. Producer price index percentage changes for the net output of selected industries and their products, not seasonally adjusted — Continued
 [March 2023]

Title ¹	Industry code	Product code	Unadjusted 12-month percent change ²	Unadjusted 1-month percent change ²				
			Mar. 2022 to Mar. 2023 ^P	Oct. to Nov.	Nov. to Dec. ^P	Dec. to Jan. ^P	Jan. to Feb. ^P	Feb. to Mar. ^P
Mayonnaise, dressing, and sauce manufacturing - Continued								
Secondary products and miscellaneous receipts.....		311941-SM						
Miscellaneous receipts.....		311941-M	0.0	0.0	0.0	0.0	0.0	0.0
Secondary products.....		311941-S	19.0	5.8	0.3	0.0	0.3	0.0
Spice and extract manufacturing.....	311942		4.3	0.0	0.1	0.2	0.7	0.0
Primary products.....		311942-P	3.8	0.0	0.1	0.2	0.7	0.0
Table salt (evaporated), pepper (white and black), and other spices.....		311942-1	0.7	0.0	-0.3	0.5	-0.1	0.0
Pepper and other spices in commercial sizes (1 lb or more).....		311942-16	0.1	-0.1	0.1	-0.2	-0.4	0.0
Flavoring extracts, emulsions, liquid flavors, and food colorings.....		311942-6	4.3	0.0	0.0	0.0	2.6	0.0
Dry mix food preparations.....		311942-7	7.5	0.0	0.7	0.0	0.0	0.0
Secondary products and miscellaneous receipts.....		311942-SM						
All other food mfg.....	31199		22.4	2.2	3.4	-2.5	-11.2	1.4
Perishable prepared food manufacturing.....	311991		2.9	6.1	2.0	-3.6	-8.7	-2.6
Primary products.....		311991-P	3.2	6.5	2.2	-3.7	-9.0	-2.7
Perishable prepared foods.....		311991-0	3.2	6.5	2.2	-3.7	-9.0	-2.7
Secondary products and miscellaneous receipts.....		311991-SM						
Miscellaneous receipts.....		311991-M	3.8	1.2	0.5	0.2	0.0	0.0
All other miscellaneous food manufacturing.....	311999		39.7	-0.2	4.3	-1.5	-13.2	4.7
Primary products.....		311999-P	44.3	-1.4	5.9	-1.6	-13.7	5.0
All other miscellaneous manufactured foods.....		311999-0	44.3	-1.4	5.9	-1.6	-13.7	5.0
Secondary products and miscellaneous receipts.....		311999-SM						
Beverage & tobacco mfg.....	312		10.5	1.1	-0.3	2.5	0.6	0.0
Beverage mfg.....	3121		9.7	0.8	-0.4	3.0	-0.2	0.1
Soft drink & ice mfg.....	31211		14.5	0.2	-0.8	6.1	-0.6	0.0
Soft drink manufacturing.....	312111		14.5	0.3	-1.2	7.1	-0.9	-0.2
Primary products.....		312111-P	14.4	0.4	-1.5	7.3	-0.9	-0.2
Soft drinks, non-carbonated.....		312111-A	12.8	0.2	-5.1	15.8	-6.4	-0.2
Soft drinks, non-carbonated, all other types.....		312111-A3	12.2	0.8	0.0	4.5	0.4	-0.3
Soft drinks, non-carbonated, fruit drinks, cocktails, ades.....		312111-A4	11.8	-0.3	-9.6	21.9	-9.6	-0.2
Soft drinks, bottled, canned, glass, plastic, carbonated.....		312111-2	15.2	0.4	0.1	3.8	1.6	-0.3
Secondary products and miscellaneous receipts.....		312111-SM						
Miscellaneous receipts.....		312111-M	5.4	-0.8	1.5	-5.1	0.8	0.3
Secondary products.....		312111-S	13.5	0.3	0.3	3.7	1.7	0.6
Bottled water manufacturing.....	312112		15.9	0.0	1.5	0.3	0.5	1.5
Primary products.....		312112-P	16.5	0.0	1.5	0.3	0.5	1.5
Bottled water.....		312112-0	16.5	0.0	1.5	0.3	0.5	1.5
Secondary products and miscellaneous receipts.....		312112-SM						
Miscellaneous receipts.....		312112-M	4.8	0.4	0.0	0.0	3.0	0.0
Secondary products.....		312112-S2	6.6	0.0	0.0	-0.4	1.8	0.9
Ice manufacturing.....	312113		19.9	1.1	5.2	0.0	1.8	0.9
Primary products.....		312113-P	19.9	1.1	5.3	0.0	1.8	1.0
Ice, manufactured (cubed, crushed, etc.), including can or block.....		312113-0	19.9	1.1	5.3	0.0	1.8	1.0
Secondary products and miscellaneous receipts.....		312113-SM						
Miscellaneous receipts.....		312113-M	1.9	0.0	0.0	0.0	0.3	0.0
Breweries.....	31212		3.8	0.1	-0.3	0.5	0.2	-0.2
Breweries.....	312120		3.8	0.1	-0.3	0.5	0.2	-0.2
Primary products.....		312120-P	3.6	0.1	-0.3	0.6	0.3	-0.2
Canned beer and ale case goods.....		312120-1	4.3	0.5	-0.5	0.5	0.4	-0.3
Bottled beer and ale case goods.....		312120-5	3.2	-0.3	-0.1	1.2	-0.1	-0.4
Beer and ale in barrels and kegs.....		312120-7	1.7	0.1	-0.1	0.4	0.4	-0.1
All other malt beverages and brewing products.....		312120-9	4.4	0.0	0.0	0.5	0.1	0.2
Secondary products and miscellaneous receipts.....		312120-SM						
Miscellaneous receipts.....		312120-M	13.0	0.0	0.0	0.0	0.0	0.0
Wineries.....	31213		8.0	4.2	0.0	0.1	0.4	0.5
Wineries.....	312130		8.0	4.2	0.0	0.1	0.4	0.5
Primary products.....		312130-P	8.2	4.4	0.0	0.1	0.3	0.5
Wines, brandy, and brandy spirits.....		312130-0	8.2	4.4	0.0	0.1	0.3	0.5
Wines, white, red, and rose grape, and other fruits, 14 percent or less alcohol...		312130-08	3.5	0.0	0.0	0.0	0.3	0.5
Wines, white grape, 14 percent or less alcohol content.....		312130-0811	5.8	0.0	0.0	-0.2	0.5	0.7
Wines, red grape, 14 percent or less alcohol content.....		312130-0821	1.2	0.0	0.0	0.2	0.1	0.4

See footnotes at end of table.

Table 12. Producer price index percentage changes for the net output of selected industries and their products, not seasonally adjusted — Continued
 [March 2023]

Title ¹	Industry code	Product code	Unadjusted 12-month percent change ²	Unadjusted 1-month percent change ²				
				Mar. 2022 to Mar. 2023 ^P	Oct. to Nov.	Nov. to Dec. ^P	Dec. to Jan. ^P	Jan. to Feb. ^P
Wineries - Continued								
Wines, rose grape and other fruits and berries, 14 percent or less alcohol. . . .		312130-0831	3.8	0.0	0.0	0.4	-0.4	0.1
Wines, dessert, effervescent, and wine coolers.		312130-09	5.1	1.1	0.0	1.8	0.0	0.9
All other wines, brandy, and brandy spirits.		312130-0B	25.4	20.5	0.0	0.4	0.6	-0.4
Secondary products and miscellaneous receipts.		312130-SM						
Miscellaneous receipts.		312130-M	6.6	0.0	0.0	0.0	2.3	2.3
Distilleries.	31214		5.6	0.4	1.4	0.0	0.1	0.0
Distilleries.	312140		5.5	0.4	1.4	0.0	0.1	0.0
Primary products.		312140-P	5.5	0.3	1.4	0.0	0.1	0.0
Distilled liquor, excluding brandy.		312140-2	10.5	1.2	3.0	0.0	0.3	0.0
Distilled whiskey, all other distilled liquor, excluding brandy.		312140-22	4.1	0.2	0.0	0.0	0.3	0.0
Bottled liquor, excluding brandy.		312140-5	1.0	-0.5	0.0	0.0	0.0	0.0
Bottled whiskey.		312140-5B	-1.8	0.0	0.0	0.0	0.0	0.0
Bottled gin, vodka, rum, cordials, cocktails, and similiar compounds.		312140-5C	3.2	-1.1	0.0	0.0	0.0	0.0
Secondary products and miscellaneous receipts.		312140-SM						
Miscellaneous receipts.		312140-M	13.8	2.5	0.0	4.6	0.0	0.0
Tobacco mfg.	3122		11.8	1.8	0.0	1.5	1.9	0.0
Tobacco manufacturing.	31223		11.8	1.8	0.0	1.5	1.9	0.0
Tobacco manufacturing.	312230		11.8	1.8	0.0	1.5	1.9	0.0
Primary products.		312230-P	12.0	1.8	0.0	1.5	1.9	0.0
Tobacco stemming and redrying.		312230-0	3.2	1.6	0.0	0.3	0.0	0.0
Tobacco, unstemmed leaf, redried before packing.		312230-01	4.1	3.1	0.0	0.3	0.0	0.0
Tobacco, stemmed.		312230-04	2.2	0.0	0.0	0.4	0.0	0.0
Cigarettes, excluding electronic.		312230-1	13.3	1.9	0.0	1.7	2.1	0.0
Other tobacco products.		312230-9	6.2	1.0	0.0	0.2	1.0	0.2
Cigars.		312230-91	0.0	0.0	0.0	0.0	0.0	0.0
Chewing and smoking tobacco.		312230-94	7.3	1.3	0.0	0.3	1.2	0.3
Secondary products and miscellaneous receipts.		312230-SM						
Textile mills.	313		3.6	-0.3	-1.0	-0.7	0.1	0.6
Fiber, yarn, and thread mills.	3131		-4.2	-1.5	-2.8	-2.9	0.1	-0.2
Fiber, yarn, and thread mills.	31311		-4.2	-1.5	-2.8	-2.9	0.1	-0.2
Fiber, yarn, and thread mills.	313110		-4.2	-1.5	-2.8	-2.9	0.1	-0.2
Primary products.		313110-P	-4.1	-1.5	-2.8	-2.9	0.1	-0.2
Spun yarns.		313110-4	-10.7	-2.1	-5.1	-4.2	-0.6	0.0
Cotton spun yarns.		313110-42	-	-2.4	-5.3	-5.3	-1.3	0.0
Rayon, acetate, and lyocell spun yarns.		313110-45	-	-4.8	0.0	-1.2	0.0	-
Noncellulosic fiber and other natural fiber (excluding cotton and wool) spun yarns.		313110-47	-15.6	-1.8	-5.2	-5.4	-1.3	0.0
Other noncellulosic fiber & other natural fiber yarns, spun & finished in the same est.		313110-475	-	-	-	-	-1.1	0.0
Textured and twisted yarns.		313110-6	4.8	-0.6	0.2	-1.6	0.7	-0.5
Textured/cripped/bulked filament yarns, incl. stretch yarn, made from purchased filament yarn.		313110-6H	7.6	-	-	-	0.9	-0.5
Fabric mills.	3132		7.9	0.0	0.0	0.7	0.2	0.7
Broadwoven fabric mills.	31321		7.0	0.1	0.0	1.4	-0.3	1.0
Broadwoven fabric mills.	313210		7.0	0.1	0.0	1.4	-0.3	1.0
Primary products.		313210-P	7.1	0.0	0.0	1.4	-0.3	0.9
Fabricated textile products, made in weaving mills.		313210-W	-4.5	0.0	0.0	0.9	0.0	-0.8
Cotton broadwoven fabrics.		313210-4	13.3	-0.1	-0.3	-0.1	-0.4	3.2
Manmade, silk, and other natural fiber (excluding cotton and wool) broadwoven fabrics.		313210-8	4.6	0.0	0.1	0.5	-0.3	0.3
Greige manmade, silk, and other natural fiber (exc cotton/wool) broadwoven fabrics.		313210-81	5.3	-0.1	0.1	0.7	-0.3	0.3
Finished manmade, silk, & natural fiber (exc cotton/wool) broadwoven, finished in weaving mills.		313210-83	3.0	0.1	0.2	0.1	-0.1	0.1
Secondary products and miscellaneous receipts.		313210-SM						
Narrow fabric mills and schiffli embroidery.	31322		9.8	0.0	0.6	1.1	-0.2	-0.1
Narrow fabric mills and schiffli embroidery.	313220		9.8	0.0	0.6	1.1	-0.2	-0.1
Primary products.		313220-P	9.4	0.0	0.6	1.1	-0.3	-0.1
Woven narrow fabrics (12 inches or less in width).		313220-2	7.8	-0.1	1.1	1.6	0.0	0.0
Braided narrow fabrics (12 inches or less in width).		313220-4	11.5	0.0	0.0	-0.4	-1.9	-0.5
Secondary products and miscellaneous receipts.		313220-SM						

See footnotes at end of table.

Table 12. Producer price index percentage changes for the net output of selected industries and their products, not seasonally adjusted — Continued
 [March 2023]

Title ¹	Industry code	Product code	Unadjusted 12-month percent change ²	Unadjusted 1-month percent change ²				
			Mar. 2022 to Mar. 2023 ^P	Oct. to Nov.	Nov. to Dec. ^P	Dec. to Jan. ^P	Jan. to Feb. ^P	Feb. to Mar. ^P
Narrow fabric mills and schiffli embroidery - Continued								
Secondary products.....		313220-S	16.1	0.0	0.1	0.1	0.1	0.2
Nonwoven fabric mills.....	31323		7.7	0.0	-0.1	0.2	0.6	0.7
Nonwoven fabric mills.....	313230		7.7	0.0	-0.1	0.2	0.6	0.7
Primary products.....		313230-P	7.2	0.0	-0.1	0.2	0.6	0.7
Nonwoven fabrics.....		313230-1	6.7	0.0	-0.1	0.3	0.7	0.6
Pressed, punched, or needled felts, excluding hats.....		313230-5	11.3	1.4	-0.6	-0.3	1.2	2.8
Secondary products and miscellaneous receipts.....		313230-SM1						
Knit fabric mills.....	31324		9.9	-0.1	0.4	0.7	0.0	0.4
Knit fabric mills.....	313240		9.9	-0.1	0.4	0.7	0.0	0.4
Primary products.....		313240-P	10.1	-0.1	0.5	0.7	0.0	0.4
Weft (circular) knit fabrics.....		313240-2	6.7	0.0	0.0	-0.1	0.0	0.0
Weft (circular) knit fabrics, greige goods (excluding hosiery).....		313240-21	3.6	0.0	0.0	0.0	0.0	0.0
Weft (circular) knit fabrics, knit and finished in the same establishment (excl hosiery).....		313240-23	8.6	0.0	0.0	0.0	-0.1	0.0
Other knit fabrics and laces.....		313240-4	13.7	-0.1	0.9	1.4	0.0	0.9
Warp knit fabrics, greige goods (excluding hosiery).....		313240-41	13.8	-0.7	0.0	0.2	-0.3	0.2
Warp knit fabrics, knit and finished in same establishment.....		313240-43	16.3	0.0	1.3	2.5	0.3	1.5
Secondary products and miscellaneous receipts.....		313240-SM1						
Textile and fabric finishing mills.....	3133		2.7	0.1	-1.6	-1.2	-0.1	1.0
Textile and fabric finishing mills.....	31331		0.1	0.0	-2.2	-2.1	-0.8	1.1
Textile and fabric finishing mills.....	313310		0.1	0.0	-2.2	-2.1	-0.8	1.1
Primary products.....		313310-P	0.1	0.0	-2.3	-2.2	-0.9	1.1
Textile and fabric finishing, except broadwoven.....		313310-B	5.8	-0.3	-0.6	-4.0	-6.2	0.3
Finished broadwoven fabrics, finished in finishing mills.....		313310-4	-4.6	0.2	-3.3	-1.5	1.2	1.4
Commission finishing of cotton broadwoven fabrics.....		313310-43	7.6	0.6	0.5	4.8	0.5	0.5
Other finished broadwoven fabrics (excl. cotton and wool), finished in finishing mills.....		313310-45	-16.6	-0.3	-6.5	-6.4	0.0	0.6
Other commission finishing of broadwoven fabrics (excl. cotton & wool).....		313310-47	10.3	1.2	1.4	1.5	2.4	2.4
Secondary products and miscellaneous receipts.....		313310-SM						
Fabric coating mills.....	31332		9.2	0.2	-0.2	0.8	1.5	0.7
Fabric coating mills.....	313320		9.2	0.2	-0.2	0.8	1.5	0.7
Primary products.....		313320-P	9.4	0.1	-0.2	0.8	1.5	0.7
Vinyl coated fabrics, including expanded vinyl coated.....		313320-1	5.7	-0.4	0.0	0.2	-0.4	0.0
Rubber coated fabrics, garments, and footwear.....		313320-4	13.1	0.0	0.0	0.0	3.4	0.0
Coated or laminated fabrics and coated yarns, incl. impregnated fabrics.....		313320-5	10.3	0.4	-0.3	1.2	2.1	1.1
Secondary products and miscellaneous receipts.....		313320-SM						
Secondary products.....		313320-S	4.0	3.1	-0.2	0.0	0.0	0.0
Textile product mills.....	314		5.0	0.7	-0.5	0.8	0.0	0.1
Textile furnishings mills.....	3141		3.0	0.7	-1.1	0.4	0.1	0.1
Carpet and rug mills.....	31411		1.7	1.0	-1.8	0.5	0.1	0.0
Carpet and rug mills.....	314110		1.7	1.0	-1.8	0.5	0.1	0.0
Primary products.....		314110-P	1.3	0.8	-1.8	0.5	0.1	0.0
Carpet and rugs.....		314110-0	1.3	0.8	-1.8	0.5	0.1	0.0
Secondary products and miscellaneous receipts.....		314110-SM						
Curtain and linen mills.....	31412		5.9	0.0	0.3	0.0	0.0	0.2
Curtain and linen mills.....	314120		5.9	0.0	0.3	0.0	0.0	0.2
Primary products.....		314120-P	5.4	0.0	0.0	0.0	0.0	0.2
Curtains and draperies, made from purchased materials.....		314120-1	9.1	0.0	0.0	0.0	0.0	0.0
Other household textile products, made from purchased materials.....		314120-8	4.4	0.0	0.0	0.0	0.0	0.4
Bedspreads, made from purchased materials.....		314120-83	5.5	0.0	0.0	0.0	0.0	0.0
Other household furnishings, made from purchased materials.....		314120-89	3.9	0.0	0.0	0.0	0.0	0.4
Secondary products and miscellaneous receipts.....		314120-SM						
Miscellaneous receipts.....		314120-M	9.0	0.0	2.5	0.0	0.0	0.0
Secondary products.....		314120-S	8.0	1.4	0.5	0.0	0.0	0.0
Other textile product mills.....	3149		7.6	0.7	0.3	1.3	0.0	0.3
Textile bag and canvas mills.....	31491		3.3	0.0	0.3	0.9	0.0	0.0
Textile bag and canvas mills.....	314910		3.3	0.0	0.3	0.9	0.0	0.0
Primary products.....		314910-P	3.3	0.0	0.4	0.7	0.0	0.0

See footnotes at end of table.

Table 12. Producer price index percentage changes for the net output of selected industries and their products, not seasonally adjusted — Continued
 [March 2023]

Title ¹	Industry code	Product code	Unadjusted 12-month percent change ²	Unadjusted 1-month percent change ²				
			Mar. 2022 to Mar. 2023 ^P	Oct. to Nov.	Nov. to Dec. ^P	Dec. to Jan. ^P	Jan. to Feb. ^P	Feb. to Mar. ^P
Textile bag and canvas mills - Continued								
Textile bags.....		314910-1	—	0.0	0.0	5.5	—	—
Canvas and related products.....		314910-5	3.1	0.0	0.4	0.0	0.0	0.0
Secondary products and miscellaneous receipts.....		314910-SM						
Miscellaneous receipts.....		314910-M	0.0	0.0	0.0	0.0	0.0	0.0
Secondary products.....		314910-S	5.5	0.2	0.0	2.1	0.1	0.0
All other textile product mills.....	31499		9.8	1.1	0.3	1.5	-0.1	0.4
Rope, twine, tire cord, and tire fabric mills.....								
Rope, twine, tire cord, and tire fabric mills.....	314994		0.2	-2.2	-0.2	1.1	-2.2	0.1
Primary products.....		314994-P	-0.3	-2.4	-0.2	1.0	-2.3	0.1
Rope, cordage, and twine.....		314994-4	3.9	-0.5	-0.5	4.7	-0.2	0.3
Tire cord and tire fabrics.....		314994-7	-3.9	-3.5	0.0	-1.8	-3.9	0.0
Secondary products and miscellaneous receipts.....		314994-SM						
Miscellaneous receipts.....		314994-M	12.5	-0.2	0.0	8.0	0.0	-0.9
All other miscellaneous textile product mills.....	314999		13.2	2.2	0.5	1.6	0.7	0.5
Primary products.....		314999-P	14.8	2.2	0.6	1.7	0.8	0.5
Embroideries (excluding Schiffli machine products) and embroidery contractors.....		314999-6	3.2	0.6	0.0	1.0	0.0	0.0
Trimblings and findings, excluding automobile and apparel.....		314999-7	9.5	0.0	-7.2	7.0	0.0	8.0
All other miscellaneous fabricated textile products.....		314999-8	16.2	2.9	0.6	1.8	1.2	0.2
Secondary products and miscellaneous receipts.....		314999-SM						
Miscellaneous receipts.....		314999-M	7.4	4.1	-0.1	1.1	0.0	0.3
Secondary products.....		314999-S	3.5	0.0	0.7	0.0	0.0	0.0
Apparel manufacturing.....								
Apparel manufacturing.....	315		3.6	0.6	0.3	0.6	0.3	0.0
Apparel knitting mills.....								
Apparel Knitting Mills.....	3151		1.7	0.0	0.0	-0.1	0.0	0.0
Apparel Knitting Mills.....								
Apparel knitting mills.....	31512		—	—	—	-0.1	0.0	0.0
Primary products.....		315120	—	—	—	-0.1	0.0	0.0
Hosiery and socks.....		315120-P	—	—	—	-0.1	0.0	0.0
Hosiery and socks.....		315120-1	2.0	0.0	0.0	-0.2	0.0	0.0
Other apparel knitting mills.....		315120-10	2.0	0.0	0.0	-0.2	0.0	0.0
Secondary products and miscellaneous receipts.....		315120-2	—	0.0	0.0	0.0	—	—
		315120-SM						
Cut and sew apparel manufacturing.....								
Cut and sew apparel manufacturing.....	3152		3.3	0.8	0.4	0.7	0.4	0.0
Cut and sew apparel contractors.....								
Cut and sew apparel contractors.....	31521		7.0	3.0	1.6	0.8	1.2	0.0
Cut and sew apparel contractors.....								
Primary products.....	315210		7.0	3.0	1.6	0.8	1.2	0.0
Contract receipts for women's, girls', and infants' apparel.....		315210-P	7.3	3.1	1.7	0.8	1.3	0.0
Contract receipts for men's and boys' (including unisex) apparel.....		315210-2	6.8	0.0	3.1	1.4	2.2	0.0
Contract receipts for men's and boys' pants, work apparel, and other outerwear.....		315210-4	8.0	7.5	0.0	0.0	0.0	0.0
Secondary products and miscellaneous receipts.....		315210-48	9.8	8.8	0.0	0.0	0.0	0.0
		315210-SM						
Cut and sew apparel manufacturing (except contractors).....								
Cut and sew apparel manufacturing (except contractors).....	31525		—	—	—	0.7	0.1	0.1
Cut and sew apparel manufacturing (except contractors).....								
Primary products.....	315250		—	—	—	0.7	0.1	0.1
Men's and boys' cut and sew apparel manufacturing.....		315250-P	—	—	—	0.7	0.1	0.1
Men's and boys' nightwear, robes, and underwear, made from purchased fabrics.....		315250-1	3.3	0.6	0.0	0.6	0.2	0.2
Men's and boys' suits, coats, and overcoats, made from purchased fabrics.....		315250-11	0.0	0.0	0.0	0.0	0.0	0.0
Men's and boys' shirts, except work shirts, made from purchased fabrics.....		315250-12	—	—	—	—	0.0	0.4
Men's and boys' pants, except work pants, made from purchased fabrics.....		315250-13	0.7	0.0	0.0	2.4	0.0	0.0
Men's and boys' work clothing, made from purchased fabrics.....		315250-14	—	—	—	—	0.0	0.0
Men's and boys' other outerwear, made from purchased fabrics.....		315250-15	5.1	0.6	0.0	0.0	0.8	0.0
Women's, girls', and infants' cut and sew apparel manufacturing.....		315250-16	5.3	2.2	0.0	1.0	0.2	0.0
Women's and girls' lingerie and nightwear, made from purchased fabrics.....		315250-2	0.4	0.0	0.0	0.0	0.1	0.0
Women's and girls' blouses and shirts, made from purchased fabrics.....		315250-21	0.7	0.0	0.0	0.0	0.0	0.0
Women's and girls' dresses, made from purchased fabrics.....		315250-22	0.1	0.0	0.0	0.0	0.0	0.0
Women's and girls' suits, coats, and skirts, made from purchased fabrics.....		315250-23	0.0	0.0	0.0	0.0	0.0	0.0
Women's and girls' other outerwear, made from purchased fabrics.....		315250-24	-4.3	0.0	0.0	0.0	0.5	0.0
Other cut and sew apparel manufacturing.....		315250-25	1.9	-0.2	0.0	0.0	0.1	0.0
Fur and leather apparel, made from purchased materials.....		315250-3	—	—	—	2.9	0.1	0.1
All other cut and sew apparel, made from purchased materials.....		315250-31	8.5	1.7	0.0	1.6	0.0	0.7
Secondary products and miscellaneous receipts.....		315250-32	3.1	0.0	0.0	3.1	0.1	0.0
Miscellaneous receipts.....		315250-SM						
Secondary products.....		315250-M	—	—	—	—	0.0	0.0
		315250-S	0.8	0.2	0.0	0.0	0.0	0.1

See footnotes at end of table.

Table 12. Producer price index percentage changes for the net output of selected industries and their products, not seasonally adjusted — Continued
 [March 2023]

Title ¹	Industry code	Product code	Unadjusted 12-month percent change ²	Unadjusted 1-month percent change ²				
				Mar. 2022 to Mar. 2023 ^P	Oct. to Nov.	Nov. to Dec. ^P	Dec. to Jan. ^P	Jan. to Feb. ^P
Cut and sew apparel manufacturing (except contractors) - Continued								
Accessories and other apparel manufacturing.....	3159		7.9	0.0	0.1	0.5	0.0	0.0
Accessories and other apparel manufacturing.....	31599		7.9	0.0	0.1	0.5	0.0	0.0
Accessories and other apparel manufacturing.....	315990		7.9	0.0	0.1	0.5	0.0	0.0
Primary products.....		315990-P	6.7	0.0	0.1	0.4	0.0	0.0
All other accessories and apparel.....		315990-B	10.8	0.0	0.2	0.0	0.0	0.0
Leather belts, made from purchased materials.....		315990-BC	—	0.0	0.0	0.0	0.0	—
All other apparel accessories, made from purchased materials.....		315990-BE	12.5	0.0	0.3	0.0	0.0	0.0
Hats, caps, and millinery products.....		315990-4	4.4	0.0	0.0	0.3	0.0	0.0
Men's and boys' fabric, straw, and felt hats, made from purchased materials.....		315990-41	7.8	0.0	0.0	0.0	0.0	0.0
Women's, girls', and infants' fabric, straw, and felt hats, made from purchased materials.....		315990-43	0.0	0.0	0.0	0.0	0.0	0.0
Hat bodies and fabric caps, made from purchased materials.....		315990-45	4.5	0.0	0.0	3.1	0.0	0.0
Gloves and mittens, made from purchased materials.....		315990-7	6.9	0.0	0.0	1.9	0.0	0.0
Secondary products and miscellaneous receipts.....		315990-SM						
Miscellaneous receipts.....		315990-M	11.5	0.0	0.0	0.3	0.0	0.0
Secondary products.....		315990-S	4.3	0.0	0.0	2.5	0.0	0.0
Leather and allied product manufacturing.....	316		4.7	-0.2	-0.2	1.2	0.1	0.2
Leather and hide tanning and finishing.....	3161		-0.3	-0.8	-1.0	1.2	-0.7	1.1
Leather and hide tanning and finishing.....	31611		-0.3	-0.8	-1.0	1.2	-0.7	1.1
Leather and hide tanning and finishing.....	316110		-0.3	-0.8	-1.0	1.2	-0.7	1.1
Primary products.....		316110-P	-0.8	-0.8	-1.0	1.2	-0.7	1.1
Finished and unfinished leather.....		316110-1	-3.2	-1.0	-1.2	1.2	-0.8	1.2
Tanning or finishing leather owned by others, and furs, dressed and dyed or bleached.....		316110-2	13.3	0.0	0.0	0.9	0.0	0.0
Contract and commission receipts for tanning or finishing leather owned by others.....		316110-21	13.5	0.0	0.0	1.1	0.0	0.0
Secondary products and miscellaneous receipts.....		316110-SM						
Footwear manufacturing.....	3162		7.7	0.0	0.1	0.0	0.8	-0.3
Footwear manufacturing.....	31621		7.7	0.0	0.1	0.0	0.8	-0.3
Footwear manufacturing.....	316210		7.7	0.0	0.1	0.0	0.8	-0.3
Primary products.....		316210-P	8.0	0.0	0.1	0.0	0.8	-0.3
Rubber and plastics footwear, including athletic footwear.....		316210-1	0.6	-1.2	0.4	0.1	0.0	0.0
Men's footwear (size 6 and larger), excluding athletic.....		316210-2	13.7	0.4	0.0	0.0	1.5	-0.5
Women's footwear (size 4 and larger), excluding athletic.....		316210-5	3.5	0.1	0.0	0.0	0.0	0.0
Secondary products and miscellaneous receipts.....		316210-SM						
Miscellaneous receipts.....		316210-M	10.1	1.0	0.0	0.0	0.2	0.0
Other leather product manufacturing.....	3169		4.1	0.1	0.1	2.6	0.0	0.1
Other leather product manufacturing.....	31699		4.1	0.1	0.1	2.6	0.0	0.1
Other leather and allied product manufacturing.....	316990		—	—	—	2.6	0.0	0.1
Primary products.....		316990-P	—	—	—	2.6	0.0	0.0
Women's and children's handbags and purses.....		316990-1	0.5	0.0	0.0	0.0	0.1	0.1
All other leather goods and allied products.....		316990-2	5.5	0.1	0.1	3.4	0.0	0.0
Luggage (including suitcases, travel bags, backpacks, and other types).....		316990-21	5.5	0.0	0.0	5.3	0.0	0.0
Personal leather goods (excluding women's handbags and purses).....		316990-22	1.1	0.0	0.0	0.2	0.0	0.4
Boot and shoe cut stock and findings.....		316990-24	6.0	0.0	0.0	0.0	0.0	0.0
All other miscellaneous leather goods.....		316990-25	5.5	0.3	0.2	2.5	0.0	0.0
Secondary products and miscellaneous receipts.....		316990-SM						
Miscellaneous receipts.....		316990-M	3.1	0.0	0.0	2.5	0.1	0.0
Wood product manufacturing.....	321		-21.1	-1.5	-2.0	-1.2	-0.3	-0.3
Sawmills and wood preservation.....	3211		-37.9	-1.8	-3.4	-0.6	0.8	-0.1
Sawmills and wood preservation.....	32111		-37.9	-1.8	-3.4	-0.6	0.8	-0.1
Sawmills.....	321113		-42.7	-2.2	-3.9	-0.4	0.9	-1.2
Primary products.....		321113-P	-45.8	-2.2	-4.6	-0.3	1.0	-1.3
Hardwood lumber, made in sawmills.....		321113-1	-31.9	-9.4	-4.3	14.6	-3.9	-3.1
Softwood lumber, made in sawmills.....		321113-3	-53.5	-0.9	-6.0	-5.8	3.3	-1.0
Softwood dressed lumber, less than 2 inches in nominal thickness, not edge worked.....		321113-32	-22.3	2.5	0.6	-1.4	-5.4	-6.1
Softwood dressed 2-inch lumber, 2 inches in nominal thickness only, not edge worked.....		321113-33	-64.8	-1.2	-10.7	-9.3	8.1	-0.2

See footnotes at end of table.

Table 12. Producer price index percentage changes for the net output of selected industries and their products, not seasonally adjusted — Continued
 [March 2023]

Title ¹	Industry code	Product code	Unadjusted 12-month percent change ²	Unadjusted 1-month percent change ²				
				Mar. 2022 to Mar. 2023 ^P	Oct. to Nov.	Nov. to Dec. ^P	Dec. to Jan. ^P	Jan. to Feb. ^P
Sawmills - Continued								
Softwood dressed lumber and timbers, more than 2 inches in nominal thickness, not edge worked.....		321113-34	-58.3	-3.3	-0.3	-8.2	2.4	-0.9
Wood chips, excluding field chips.....		321113-5	2.8	-0.9	2.3	0.0	-0.1	0.7
Wood ties, siding, shingles, and shakes, and contract sawing of logs owned by others.....		321113-7	6.5	-0.1	1.3	1.2	0.0	1.2
Secondary products and miscellaneous receipts.....		321113-SM						
Wood preservation.....	321114		-8.7	-0.2	-1.2	-1.2	0.3	3.8
Primary products.....		321114-P	-8.5	0.2	-1.1	-0.7	0.4	4.0
Wood poles, piles, and posts owned and treated by the same establishment.....		321114-1	25.0	0.6	1.1	-1.1	-0.8	7.7
Other wood products owned and treated by the same establishment.....		321114-5	-21.5	0.0	-2.3	-0.4	1.9	0.0
Receipts for treating wood owned by others w/ arsenical chemicals, creosote, & other chemicals.....		321114-9	-1.3	-0.5	-0.2	1.5	0.1	0.1
Secondary products and miscellaneous receipts.....		321114-SM						
Plywood and engineered wood product mfg.....	3212		-35.7	-2.8	-3.9	-2.8	-2.2	-0.3
Plywood and engineered wood product mfg.....	32121		-35.7	-2.8	-3.9	-2.8	-2.2	-0.3
Hardwood veneer and plywood manufacturing.....	321211		7.3	-0.4	-0.7	1.5	-3.5	0.0
Primary products.....		321211-P	6.5	-0.8	-0.2	1.1	-3.5	-0.2
Hardwood veneer, including veneer backed with paper, cloth, or other flexible material.....		321211-1	8.2	0.3	0.2	0.4	0.2	0.1
Hardwood plywood.....		321211-4	-1.2	-1.6	-0.8	0.6	-9.1	0.4
Hardwood veneered panels, including two-ply veneers.....		321211-7	18.6	-0.5	0.4	4.0	-1.9	-2.3
Secondary products and miscellaneous receipts.....		321211-SM						
Softwood veneer and plywood manufacturing.....	321212		-37.8	-5.8	-0.7	-3.1	-0.7	-1.0
Primary products.....		321212-P	-43.7	-7.0	-2.3	-3.3	-0.3	-1.0
Softwood veneer, incl. veneer backed w/ paper, cloth, or other flexible material.....		321212-1	-37.8	-6.5	-5.1	-2.6	-4.0	-3.1
Softwood plywood products: rough, sanded, and specialties.....		321212-4	-44.1	-7.1	-1.6	-3.8	1.9	0.2
Secondary products and miscellaneous receipts.....		321212-SM						
Secondary products.....		321212-S	10.6	0.3	7.0	-0.8	-4.4	-0.9
Engineered wood member manufacturing.....	321215		-	-	-	-1.1	-3.4	-0.9
Primary products.....		321215-P	-	-	-	-0.7	-3.2	-1.0
Engineered wood members (excluding trusses).....		321215-1	2.3	-3.2	-0.3	0.0	-1.3	-0.9
Laminated veneer lumber.....		321215-11	13.5	0.0	-0.5	0.0	0.0	0.0
Other engineered structural wood members, excluding trusses & laminated veneer lumber.....		321215-12	-5.9	-6.0	-0.2	0.0	-2.0	-1.4
Wood trusses.....		321215-2	-26.8	-5.0	-3.0	-1.0	-3.9	-1.1
Secondary products and miscellaneous receipts.....		321215-SM						
Reconstituted wood product manufacturing.....	321219		-51.3	-0.3	-8.4	-6.4	-0.9	0.5
Primary products.....		321219-P	-51.7	-0.3	-8.4	-6.6	-1.1	0.5
Hardboard products.....		321219-B	10.2	-0.2	-0.5	-0.5	0.0	1.0
Particleboard made from particleboard produced at the same location.....		321219-1	1.8	0.2	-1.7	0.6	-2.4	0.0
Secondary products and miscellaneous receipts.....		321219-SM						
Other wood product manufacturing.....	3219		-2.5	-0.8	-0.7	-0.5	0.2	-0.3
Millwork.....	32191		0.3	-0.7	-1.1	-0.2	1.4	0.0
Wood window and door manufacturing.....	321911		11.0	-0.2	-0.9	-0.1	3.2	-0.2
Primary products.....		321911-P	11.7	-0.2	-1.0	-0.1	3.3	-0.3
Wood window units.....		321911-1	18.2	0.0	0.0	0.0	4.0	0.3
Double hung wood window units.....		321911-11	11.7	0.0	0.0	0.0	3.9	0.0
Casement wood window units.....		321911-12	20.7	0.0	0.0	0.0	4.0	0.7
All other wood window units, including horizontal sliding, awning and single hung.....		321911-13	27.8	0.0	0.0	0.0	4.4	0.0
Wood sash, excluding sash shipped in window units.....		321911-3	19.9	0.0	0.0	0.0	4.5	0.0
Wood window & door frames, incl. door frames in door units, excl. window frames in window units.....		321911-5	-14.2	-2.0	-7.1	-1.1	0.3	-2.0
Wood panel, flush, & molded face doors, interior & exterior, incl. doors with glazed sections.....		321911-7	15.9	0.1	0.1	0.8	4.0	0.0
Other wood doors, incl. garage, patio, bifold, cabinet, screen, storm and louver.....		321911-9	16.8	0.1	0.0	-0.5	3.9	-0.2
Secondary products and miscellaneous receipts.....		321911-SM						
Secondary products.....		321911-S	1.7	-0.6	-1.2	-0.2	3.9	-1.3
Cut stock, resawing lumber, and planing.....	321912		-11.3	-1.8	-1.9	-0.3	-0.6	0.7
Primary products.....		321912-P	-16.4	-2.3	-2.5	-0.4	1.5	0.8
Softwood lumber, made from purchased lumber.....		321912-3	-22.5	-2.4	-4.1	-0.6	2.0	-1.2
Hardwood cut stock and dimension.....		321912-6	-16.8	-1.3	-1.2	0.0	0.0	0.0
Softwood cut stock and dimension.....		321912-8	-37.6	-1.8	-4.4	-2.5	3.4	0.2

See footnotes at end of table.

Table 12. Producer price index percentage changes for the net output of selected industries and their products, not seasonally adjusted — Continued
 [March 2023]

Title ¹	Industry code	Product code	Unadjusted 12-month percent change ²	Unadjusted 1-month percent change ²				
				Mar. 2022 to Mar. 2023 ^P	Oct. to Nov.	Nov. to Dec. ^P	Dec. to Jan. ^P	Jan. to Feb. ^P
Cut stock, resawing lumber, and planing - Continued								
Sawn wood fence stock, wood lath, and contract resawing and planing.....		321912-9	0.0	0.0	0.0	0.0	0.0	0.0
Secondary products and miscellaneous receipts.....		321912-SM						
Other millwork, including flooring.....	321918		-0.7	-0.1	-0.5	-0.3	-0.2	-0.2
Primary products.....		321918-P	0.1	-0.3	-0.6	0.1	0.0	-0.3
Wood moldings.....		321918-2	0.6	0.0	-0.9	-0.6	-0.5	-0.4
Other wood millwork products, including stairwork, exterior millwork, and softwood flooring.....		321918-5	-7.7	-2.9	-1.8	0.9	-0.3	0.1
Hardwood flooring.....		321918-7	2.9	0.5	0.3	-0.4	1.2	-0.9
Hardwood flooring, other than oak and maple.....		321918-72	6.0	-0.1	0.0	0.0	0.0	0.4
Oak and maple hardwood flooring.....		321918-73	2.4	0.7	0.3	-0.4	1.3	-1.0
Secondary products and miscellaneous receipts.....		321918-SM						
Miscellaneous receipts.....		321918-M	-	2.6	-	-	-	-
Secondary products.....		321918-S	-15.0	1.7	-7.2	-0.8	-2.4	1.0
Wood container and pallet manufacturing.....	32192		-8.3	-1.7	-0.5	-0.5	-2.0	-0.8
Wood container and pallet manufacturing.....	321920		-8.3	-1.7	-0.5	-0.5	-2.0	-0.8
Primary products.....		321920-P	-9.4	-1.9	-0.4	-0.5	-2.0	-0.8
Nailed and lock-corner wood boxes.....		321920-1	1.0	0.0	-0.2	0.2	0.0	0.0
Wood box and crate shooK.....		321920-3	-10.1	-5.8	-0.7	0.0	0.3	0.0
Wood pallets and pallet containers, wood and metal combination.....		321920-5	-9.0	-1.8	-0.4	-0.6	-2.3	-0.9
Other wood container parts and wood containers.....		321920-7	-14.6	0.0	0.0	0.0	0.0	0.0
Secondary products and miscellaneous receipts.....		321920-SM						
Miscellaneous receipts.....		321920-M	-5.5	0.2	-1.5	-1.7	-11.2	0.0
Secondary products.....		321920-S	-3.9	-0.7	-1.1	-0.2	0.5	-0.4
All other wood product manufacturing.....	32199		-3.3	-0.3	0.0	-1.1	-0.3	-0.6
Manufactured home, mobile home, manufacturing.....	321991		-2.8	-0.3	0.0	-1.3	-0.6	0.1
Primary products.....		321991-P	-2.9	-0.3	0.0	-1.3	-0.6	0.1
Manufactured homes (mobile homes), all width sizes (incl. multisection).....		321991-1	-2.9	-0.3	0.0	-1.3	-0.6	0.1
Secondary products and miscellaneous receipts.....		321991-SM						
Prefabricated wood building manufacturing.....	321992		-4.0	1.0	0.3	-2.2	-0.3	-0.1
Primary products.....		321992-P	-2.6	0.4	-0.5	-2.2	-0.3	-0.1
Prefabricated stationary wood buildings, components (not sold as complete units).....		321992-1	3.9	-0.2	-1.3	7.5	0.2	-1.7
Prefabricated stationary wood buildings, shipped in panel form (complete units).....		321992-5	-14.9	2.5	-0.3	-6.7	-0.2	-0.2
Prefabricated stationary wood buildings, precut packages (complete units).....		321992-6	6.6	0.1	-0.1	-1.2	-0.1	0.4
Prefabricated stationary wood buildings, shipped in three-dimensional assemblies.....		321992-7	2.7	0.0	0.0	0.3	-0.8	0.1
Prefabricated stationary wood buildings, three-dimensional assemblies, residential.....		321992-71	3.2	0.0	0.0	0.3	0.0	0.1
Prefabricated stationary wood buildings, three-dimensional assemblies, nonresidential.....		321992-72	-2.6	0.0	0.0	0.0	-7.6	0.0
Secondary products and miscellaneous receipts.....		321992-SM						
Miscellaneous receipts.....		321992-M	-13.0	5.1	5.8	-2.5	-0.1	-1.2
Secondary products.....		321992-S	-	-	-	-	0.0	-0.4
Miscellaneous wood product manufacturing.....	321999		-3.3	-1.1	-0.2	0.0	0.0	-1.6
Primary products.....		321999-P	-3.9	-1.2	-0.2	-0.4	0.1	-1.6
All other miscellaneous wood products.....		321999-0	-3.9	-1.2	-0.2	-0.4	0.1	-1.6
Secondary products and miscellaneous receipts.....		321999-SM						
Paper manufacturing.....	322		9.1	0.7	0.2	0.0	-0.1	-0.6
Pulp, paper & paperboard mills.....	3221		9.8	1.8	-0.3	0.2	-0.6	-0.3
Pulp mills.....	32211		21.8	5.5	-3.8	5.2	-3.8	-0.6
Pulp mills.....	322110		21.8	5.5	-3.8	5.2	-3.8	-0.6
Primary products.....		322110-P	21.8	5.5	-3.8	5.2	-3.8	-0.6
Special alpha and dissolving wood pulp, incl. sulfite and sulfate and other wood pulp.....		322110-6	24.8	6.3	-4.4	5.4	-4.3	-0.2
All other miscellaneous pulp, other than wood, and pulp mill by-products, incl. turpentine.....		322110-9	11.0	2.5	-1.1	3.5	0.0	-3.5
Paper mills.....	32212		12.2	2.6	0.2	0.1	0.2	-0.4
Paper mills.....	322120		11.8	2.6	0.1	0.1	0.2	-0.4
Primary products.....		322120-P	12.1	1.7	-0.2	0.6	0.3	-0.3
Bleached bristol, clay-coated, uncoated, and industrial converted paper.....		322120-1	11.7	-0.2	0.3	1.4	1.1	-1.7
Construction paper.....		322120-2	-	-	-	-	0.0	0.0
Sanitary tissue paper products, made in paper mills.....		322120-4	13.5	3.6	-0.9	1.3	-0.4	0.6

See footnotes at end of table.

Table 12. Producer price index percentage changes for the net output of selected industries and their products, not seasonally adjusted — Continued
 [March 2023]

Title ¹	Industry code	Product code	Unadjusted 12-month percent change ²	Unadjusted 1-month percent change ²				
				Mar. 2022 to Mar. 2023 ^P	Oct. to Nov.	Nov. to Dec. ^P	Dec. to Jan. ^P	Jan. to Feb. ^P
Paper mills - Continued								
Newsprint and uncoated ground-wood paper.....		322120-5	15.4	2.5	1.4	-5.3	1.5	1.6
Newsprint.....		322120-51	-	-0.9	-2.3	-	-	-
Secondary products and miscellaneous receipts.....		322120-SM						
Paperboard mills.....	32213		5.3	0.2	-0.4	-0.3	-1.1	-0.2
Paperboard mills.....	322130		5.3	0.2	-0.4	-0.3	-1.1	-0.2
Primary products.....		322130-P	5.1	0.3	-0.4	-0.4	-1.0	-0.1
Bleached packaging and industrial converting paperboard.....		322130-B	9.7	1.7	0.0	0.0	0.0	0.0
Unbleached kraft packaging and industrial converting paperboard.....		322130-1	4.6	0.0	0.0	0.0	-0.6	0.0
Recycled paperboard.....		322130-7	2.1	-0.1	-1.3	-1.8	-1.7	-0.4
Secondary products and miscellaneous receipts.....		322130-SM						
Converted paper product mfg.....	3222		8.4	0.0	0.4	-0.1	0.1	-0.6
Paper container mfg.....	32221		7.4	0.4	-0.1	-0.1	0.0	-0.9
Corrugated and solid fiber box manufacturing.....	322211		4.1	-0.1	-0.3	-0.5	-0.2	-1.3
Primary products.....		322211-P	4.7	-0.1	-0.4	-0.6	-0.2	-1.3
Corrugated and solid fiber boxes, including pallets.....		322211-0	4.7	-0.1	-0.4	-0.6	-0.2	-1.3
Corrugated shipping containers for food and beverages and carryout boxes for retail food.....		322211-01	5.2	-0.3	-0.1	-0.6	-0.2	-0.3
Corrugated shipping containers for paper and allied products.....		322211-02	5.3	0.0	-0.5	-2.1	2.7	0.0
Corrugated shipping containers for metal and electrical machinery.....		322211-03	7.7	0.1	-0.2	-1.6	0.2	0.0
Corrugated shipping containers for all other end uses.....		322211-04	7.6	-0.1	-0.1	0.2	-0.4	-1.5
Corrugated paperboard in sheets and rolls, lined and unlined.....		322211-05	0.1	0.0	-1.1	-1.0	-1.3	-4.4
Other corrugated and solid fiber products, including containers, pallets, pads, etc.....		322211-09	6.3	0.0	0.1	0.3	-1.1	-0.4
Secondary products and miscellaneous receipts.....		322211-SM						
Miscellaneous receipts.....		322211-M	-4.5	-0.5	-0.2	0.0	4.2	-4.9
Secondary products.....		322211-S	5.1	0.8	0.0	1.7	0.0	0.0
Folding paperboard box manufacturing.....	322212		16.0	1.8	0.7	0.2	0.3	0.1
Primary products.....		322212-P	16.9	1.9	0.7	0.2	0.3	0.1
Folding paperboard boxes, packaging, and packaging components.....		322212-0	16.9	1.9	0.7	0.2	0.3	0.1
Secondary products and miscellaneous receipts.....		322212-SM						
Other paperboard container manufacturing.....	322219		11.6	0.5	0.2	1.6	0.3	-0.5
Primary products.....		322219-P	12.7	0.5	0.2	1.8	0.3	-0.6
Setup (rigid) paperboard boxes.....		322219-1	23.2	3.4	0.8	3.2	0.8	0.0
Paperboard fiber drums with ends of any material.....		322219-7	-5.6	-0.3	0.0	-0.1	-3.1	0.0
Fiber cans, tubes, and similar fiber products.....		322219-8	7.4	0.0	0.1	0.2	2.6	-2.6
Fiber cans, all fiber and composite.....		322219-81	4.1	-0.4	0.3	0.4	4.4	-4.1
Fiber cores and tubes.....		322219-82	8.8	0.2	0.0	0.0	0.0	-0.4
Paperboard cones, reels, spools, bobbins, blocks, and all vulcanized fiber products.....		322219-83	0.8	0.0	0.0	0.0	0.0	0.0
Secondary products and miscellaneous receipts.....		322219-SM						
Miscellaneous receipts.....		322219-M	-	0.0	0.0	-	-	-
Paper bag and coated and treated paper mfg.....	32222		6.9	-0.4	0.6	0.0	0.2	0.1
Paper bag and coated and treated paper manufacturing.....	322220		6.9	-0.4	0.6	0.0	0.2	0.1
Primary products.....		322220-P	8.2	-0.1	0.9	0.0	0.2	0.1
Specialty bags, pouches, and liners, multiweb laminations and foil, except film-film.....		322220-C	6.0	1.3	0.2	1.2	-0.2	0.0
Uncoated single-web paper grocers' bags and sacks and variety and shopping bags.....		322220-D	3.2	0.0	1.1	0.0	0.0	0.0
Laminated aluminum foil rolls and sheets for flexible packaging uses.....		322220-F	17.3	0.0	0.0	2.4	0.0	0.0
Pasted, lined, laminated, or surface-coated paperboard.....		322220-G	6.7	0.0	0.0	-2.0	0.0	0.0
Single-web paper, rolls and sheets, including waxed, for flexible packaging uses.....		322220-H	23.5	0.0	0.5	1.8	0.0	0.0
Multiweb laminated rolls and sheets, except foil, for flexible packaging uses.....		322220-J	7.0	0.0	0.2	-2.1	0.5	0.1
Printing paper, coated at establishments other than where paper was produced.....		322220-K	-2.3	0.0	0.0	1.1	0.0	-1.5
Pressure-sensitive products.....		322220-N	8.1	0.2	1.1	0.1	0.0	-0.5
Wallcoverings.....		322220-7	0.0	0.0	0.0	0.0	0.0	0.0
Converted foil for nonpackaging applications.....		322220-8	8.5	0.0	0.0	0.0	-1.9	0.0
Other coated and processed papers, except for packaging uses.....		322220-9	14.1	-2.0	3.5	-3.0	2.8	5.7
Secondary products and miscellaneous receipts.....		322220-SM						
Miscellaneous receipts.....		322220-M	-20.5	-10.4	-5.8	0.6	-1.3	0.0
Stationery product mfg.....	32223		19.8	-3.2	4.9	-0.5	1.3	-1.6
Stationery product manufacturing.....	322230		19.8	-3.2	4.9	-0.5	1.3	-1.6
Primary products.....		322230-P	19.9	-3.7	5.0	-0.5	1.4	-1.7

See footnotes at end of table.

Table 12. Producer price index percentage changes for the net output of selected industries and their products, not seasonally adjusted — Continued
 [March 2023]

Title ¹	Industry code	Product code	Unadjusted 12-month percent change ²	Unadjusted 1-month percent change ²				
				Mar. 2022 to Mar. 2023 ^P	Oct. to Nov.	Nov. to Dec. ^P	Dec. to Jan. ^P	Jan. to Feb. ^P
Stationery product manufacturing - Continued								
Die-cut paper and paperboard office supplies.....		322230-4	29.9	0.0	6.5	1.8	0.0	0.0
Envelopes, commercial, all types and materials.....		322230-5	18.2	0.2	0.5	-1.5	-0.7	-0.7
Tablets, pads and related products.....		322230-9	21.2	3.5	2.0	1.4	3.1	0.2
Secondary products and miscellaneous receipts.....		322230-SM						
Miscellaneous receipts.....		322230-M	9.0	7.4	-0.1	2.6	-0.7	-2.8
Other converted paper product mfg.....	32229		8.9	0.8	-0.1	0.2	-0.2	-0.2
Sanitary paper product manufacturing.....	322291		10.4	1.0	0.0	0.5	0.6	-0.2
Primary products.....		322291-P	9.6	1.0	0.2	0.5	0.5	-0.2
Disposable diapers and similar disposable products, made from purchased sanitary paper stock.....		322291-2	4.2	0.0	0.0	0.0	0.0	0.0
Sanitary tissue paper products, made from purchased sanitary paper stock or wadding.....		322291-5	16.9	2.4	0.5	0.9	1.0	-0.4
Secondary products and miscellaneous receipts.....		322291-SM						
Miscellaneous receipts.....		322291-M	34.9	2.2	-6.2	6.4	0.7	-0.7
All other converted paper product mfg.....	322299		5.6	0.3	-0.2	-0.6	-1.9	-0.2
Primary products.....		322299-P	5.6	0.3	0.0	-0.5	-1.5	-0.4
Molded pulp goods, including egg cartons, florist pots, food trays, etc.....		322299-1	12.7	0.6	1.6	0.6	-0.6	1.3
Miscellaneous converted paper and paperboard products.....		322299-3	3.7	0.2	-0.4	-0.9	-1.8	-1.0
Secondary products and miscellaneous receipts.....		322299-SM						
Printing and related support activities.....	323		12.9	1.2	0.6	1.2	0.5	1.0
Printing and related support activities.....	3231		12.9	1.2	0.6	1.2	0.5	1.0
Printing.....	32311		13.1	1.2	0.7	1.2	0.5	1.0
Commercial screen printing.....	323113		7.3	0.0	0.8	0.8	0.0	0.3
Primary products.....		323113-P	7.5	0.0	0.8	0.9	0.0	0.2
Screen printing on garments, apparel accessories, and other fabric articles, excluding labels.....		323113-4	5.0	0.0	0.0	0.2	0.0	0.0
Screen printing (excluding on textiles, apparel, apparel accessories, and labels).....		323113-6	14.1	0.0	2.6	2.9	0.0	0.6
Secondary products and miscellaneous receipts.....		323113-SM						
Miscellaneous receipts.....		323113-M	6.0	0.0	0.8	0.0	0.4	0.0
Secondary products.....		323113-S	6.8	0.0	0.6	0.5	0.1	1.1
Books printing.....	323117		19.7	1.4	1.0	1.7	1.0	0.8
Primary products.....		323117-P	20.1	1.6	0.4	1.8	1.3	1.0
Other book and pamphlet printing and binding.....		323117-E	2.2	0.0	1.9	-0.3	0.0	0.3
Textbook printing and binding.....		323117-1	7.5	0.1	0.0	0.1	0.0	-0.1
Technical, scientific, & professional book printing & binding.....		323117-3	10.6	0.1	0.4	0.0	0.0	0.0
Religious book printing and binding.....		323117-5	18.3	0.5	0.1	0.7	0.0	0.2
General book (trade, etc.) printing & binding.....		323117-7	40.7	3.6	0.1	4.3	3.1	2.3
Secondary products and miscellaneous receipts.....		323117-SM						
Commercial printing, except screen and books.....	32311K		13.3	1.3	0.6	1.2	0.5	1.1
Primary products.....		32311K-P	11.9	1.1	0.3	1.6	0.1	1.4
Commercial lithographic printing.....		32311K-0	9.6	1.5	0.4	0.3	0.0	0.0
Other commercial and general job printing (lithographic).....		32311K-0B	10.3	4.9	0.7	0.2	0.0	0.0
Magazine and periodical printing (lithographic).....		32311K-01	14.0	0.0	1.2	0.3	0.0	0.0
Label and wrapper printing (lithographic).....		32311K-03	4.4	0.0	0.0	0.0	0.0	0.0
Catalog and directory printing (lithographic).....		32311K-05	10.4	0.5	0.1	0.8	0.0	0.0
Advertising printing (lithographic).....		32311K-09	7.9	1.4	0.2	0.4	0.0	0.0
Commercial flexographic printing.....		32311K-2	25.9	1.2	0.0	0.8	0.0	8.7
Label and wrapper printing (flexographic).....		32311K-21	29.5	1.4	0.0	0.5	0.0	10.8
Quick printing.....		32311K-4	4.5	0.0	0.6	0.0	3.3	0.0
Digital printing.....		32311K-5	13.0	0.9	0.1	3.8	0.4	0.0
Manifold business forms printing.....		32311K-6	0.1	0.0	0.1	0.0	0.0	0.0
Other commercial printing.....		32311K-9	1.3	0.0	0.0	0.1	0.0	0.0
All other commercial and general job printing.....		32311K-9V	0.1	0.0	0.0	0.0	0.0	0.0
Secondary products and miscellaneous receipts.....		32311K-SM						
Miscellaneous receipts.....		32311K-M	8.9	0.7	2.0	0.5	0.0	0.0
Secondary products.....		32311K-S	43.3	5.2	4.8	0.0	2.3	0.1
Support activities for printing.....	32312		4.9	0.0	0.3	0.1	0.6	0.0
Support activities for printing.....	323120		4.9	0.0	0.3	0.1	0.6	0.0
Primary products.....		323120-P	5.0	0.0	0.3	0.1	0.7	0.0
Softcover, pamphlet, sample book, and other binding of books and materials printed elsewhere.....		323120-3	16.7	0.0	1.7	0.0	2.3	0.0

See footnotes at end of table.

Table 12. Producer price index percentage changes for the net output of selected industries and their products, not seasonally adjusted — Continued
 [March 2023]

Title ¹	Industry code	Product code	Unadjusted 12-month percent change ²	Unadjusted 1-month percent change ²				
				Mar. 2022 to Mar. 2023 ^P	Oct. to Nov.	Nov. to Dec. ^P	Dec. to Jan. ^P	Jan. to Feb. ^P
Support activities for printing - Continued								
Miscellaneous binding and postpress work, incl collating, perforating, folding, gluing, etc.....		323120-5	1.8	0.0	0.0	0.2	0.8	-0.1
Prepress services, excl platemaking (incl film, assembled flats, color sep., typesetting, etc.).....		323120-7	3.9	0.0	0.0	0.0	0.0	0.0
Printing plates and cylinders, prepared for printing (excl blank plates and blank cylinders).....		323120-9	0.7	0.0	0.0	0.0	0.0	0.0
Secondary products and miscellaneous receipts.....		323120-SM						
Petroleum and coal products manufacturing.....	324		-15.5	-4.2	-17.9	7.5	0.5	-2.9
Petroleum and coal products mfg.....	3241		-15.5	-4.2	-17.9	7.5	0.5	-2.9
Petroleum refineries.....	32411		-17.5	-4.5	-19.2	8.0	0.5	-3.2
Petroleum refineries.....	324110		-17.5	-4.5	-19.3	8.0	0.5	-3.2
Primary products.....		324110-P	-18.4	-4.7	-19.9	8.2	0.5	-3.3
Kerosene, except jet fuel.....		324110-B	-17.9	-2.0	-21.2	7.2	-3.4	-9.8
Light fuel oils.....		324110-C	-19.6	-3.5	-27.7	6.9	-3.4	-6.7
Home heating oil and other distillates, NEC.....		324110-C1	-21.4	-7.8	-12.9	2.2	-8.8	-2.8
Diesel fuel.....		324110-C2	-19.4	-3.4	-28.4	7.2	-3.0	-7.0
Heavy fuel oils, including No. 5, No. 6, heavy diesel, gas enrichment oils, etc.....		324110-E	-38.3	6.8	-3.3	-14.7	-5.4	-0.2
Unfinished oils and lubricating oil base stock.....		324110-J	-7.3	-4.1	6.8	-20.5	-5.0	-7.1
Liquefied refinery gases, including other aliphatics (feed stock and other uses)....		324110-R	-54.0	-5.6	16.5	11.7	-30.2	-14.6
Other finished petroleum products, including waxes.....		324110-T	-17.4	22.8	8.5	-13.5	-2.4	1.7
Gasoline, including finished base stocks and blending agents.....		324110-1	-19.2	-8.6	-18.4	12.0	6.3	0.8
Motor gasoline, including finished base stocks and blending agents.....		324110-12	-19.6	-8.7	-18.3	12.2	6.2	0.7
Regular gasoline.....		324110-121	-20.0	-9.3	-17.9	12.7	6.4	0.7
Mid-premium gasoline.....		324110-122	-18.5	-7.9	-19.3	12.2	6.9	-1.3
Premium gasoline.....		324110-123	-15.3	-4.8	-20.9	10.1	5.4	1.1
Jet fuel.....		324110-6	-8.5	-2.3	-15.8	14.0	-0.6	-7.7
Asphalt.....		324110-9	-23.4	-7.3	-37.8	9.0	4.0	2.1
Secondary products and miscellaneous receipts.....		324110-SM1						
Asphalt paving and roofing materials mfg.....	32412		10.5	-0.1	-0.8	3.8	1.5	-0.1
Asphalt paving mixture & block manufacturing.....	324121		16.1	-0.7	-1.9	8.8	2.7	-0.2
Primary products.....		324121-P	16.6	-0.8	-2.1	9.2	2.8	-0.2
Asphalt paving mixtures & blocks.....		324121-0	16.6	-0.8	-2.1	9.2	2.8	-0.2
Emulsified asphalt, including liquid additives.....		324121-0111	13.9	-1.2	-1.4	-0.2	0.0	0.5
Other liquid asphalt and tar paving materials, including cut-backs.....		324121-0121	19.0	-1.0	-3.9	-1.3	-0.2	-0.4
Asphalt and tar paving mixt. (excl liquid), incl bitum. or asph. concrete, asph. paving cement.....		324121-0131	20.6	-0.6	-2.3	18.4	5.1	-0.7
Secondary products and miscellaneous receipts.....		324121-SM						
Miscellaneous receipts.....		324121-M	5.6	0.0	0.0	0.0	1.6	0.0
Secondary products.....		324121-S	4.6	0.0	1.7	2.2	0.0	0.0
Asphalt shingle and coating materials manufacturing.....	324122		3.1	0.6	0.3	-2.6	-0.2	0.2
Primary products.....		324122-P	3.1	0.6	0.3	-2.8	-0.2	0.2
Roofing asphalts and pitches, coatings, and cements.....		324122-1	5.1	0.0	0.0	1.4	0.1	0.3
Prepared asphalt and tar roofing and siding products, incl. saturated felts for nonbuilding use.....		324122-2	3.1	0.7	0.4	-3.1	-0.3	0.1
Asphalt smooth-surfaced roll roofing and cap sheets, organic and fiberglass base.....		324122-21	15.4	0.0	0.3	-1.9	0.4	8.4
Asphalt mineral-surfaced roll roofing and cap sheets, organic and fiberglass base.....		324122-22	9.3	-0.1	-0.3	0.3	0.6	0.0
Other prepared asphalt and tar products for roofing and siding.....		324122-27	7.3	0.1	-0.1	0.7	0.3	0.0
Secondary products and miscellaneous receipts.....		324122-SM						
Other petroleum and coal products mfg.....	32419		18.1	0.1	-0.2	-0.3	-0.8	0.0
Petroleum lubricating oil and grease mfg.....	324191		18.6	0.4	-0.2	-0.4	-0.5	0.1
Primary products.....		324191-P	19.3	0.3	0.0	-0.5	-0.6	0.1
Petroleum lubricating oils and greases, refined petroleum.....		324191-0	19.3	0.3	0.0	-0.5	-0.6	0.1
Lubricating oils (incl. hydraulic fluids, etc.), refined petroleum.....		324191-011	20.2	0.4	0.0	-0.6	-1.1	0.1
Secondary products and miscellaneous receipts.....		324191-SM						
Miscellaneous receipts.....		324191-M	-	2.1	-6.8	8.8	-0.2	0.0
All other petroleum and coal products mfg.....	324199		16.3	-0.8	-0.3	0.2	-1.5	-0.4
Primary products.....		324199-P	16.9	-0.9	-0.3	0.2	-1.4	-0.4
Coke oven and blast furnace products, made in coke oven establishments.....		324199-3	16.0	-2.1	0.5	3.2	0.8	0.8
All other petroleum and coal products (excl. coke oven products), made in coke oven estab.....		324199-9	24.7	0.2	-1.1	0.1	-1.5	-0.5
Secondary products and miscellaneous receipts.....		324199-SM						

See footnotes at end of table.

Table 12. Producer price index percentage changes for the net output of selected industries and their products, not seasonally adjusted — Continued
 [March 2023]

Title ¹	Industry code	Product code	Unadjusted 12-month percent change ²	Unadjusted 1-month percent change ²				
				Mar. 2022 to Mar. 2023 ^P	Oct. to Nov.	Nov. to Dec. ^P	Dec. to Jan. ^P	Jan. to Feb. ^P
All other petroleum and coal products mfg. - Continued								
Secondary products.....		324199-S	-	-	-	-	-	0.0
Chemical mfg.....	325		3.1	-0.6	-0.6	0.5	0.5	0.0
Basic chemical mfg.....	3251		1.0	-0.4	-1.1	-0.3	0.3	0.1
Petrochemical mfg.....	32511		-20.3	-7.4	-5.5	-2.1	3.1	7.0
Petrochemical manufacturing.....	325110		-20.5	-7.1	-5.7	-2.1	3.1	7.1
Primary products.....		325110-P	-20.0	-5.1	-7.8	-2.3	2.0	11.3
Secondary products and miscellaneous receipts.....		325110-SM						
Industrial gas mfg.....	32512		1.7	-4.9	-1.1	4.0	-0.1	-0.1
Industrial gas manufacturing.....	325120		1.7	-5.0	-1.1	4.0	-0.1	-0.1
Primary products.....		325120-P	1.6	-5.1	-1.1	4.0	-0.1	-0.1
Oxygen.....		325120-A	19.2	0.0	0.1	0.9	0.3	-0.2
Argon and hydrogen.....		325120-C	3.0	0.9	3.8	-1.8	-0.2	-0.4
Other industrial gases (including fluorocarbon and acetylene).....		325120-T	-1.9	-7.2	-2.4	6.8	-0.8	0.0
Carbon dioxide.....		325120-4	28.6	-2.5	1.9	2.2	-0.7	0.0
Nitrogen.....		325120-7	5.5	-1.5	-0.1	1.5	2.0	0.0
Secondary products and miscellaneous receipts.....		325120-SM						
Synthetic dye and pigment mfg.....	32513		15.5	2.7	0.4	-0.5	0.4	0.1
Synthetic dye and pigment manufacturing.....	325130		15.5	2.7	0.4	-0.5	0.4	0.1
Primary products.....		325130-P	16.0	2.8	0.5	-0.5	0.4	0.1
All other inorganic pigments, including TiO2, chrome colors, and other white opaque pigments.....		325130-N	19.0	2.8	0.0	0.0	0.4	0.4
Synthetic organic dyes, pigments, lakes, and toners.....		325130-R	7.6	2.9	1.8	-2.2	0.4	-1.3
Synthetic organic dyes.....		325130-R8	-3.1	0.0	0.4	-4.6	0.9	-2.8
Synthetic organic pigments, lakes, and toners.....		325130-R9	14.7	4.1	2.4	0.0	0.0	0.0
Secondary products and miscellaneous receipts.....		325130-SM						
Secondary products.....		325130-S	11.6	0.4	0.0	-0.5	2.1	0.0
Other basic inorganic chemical manufacturing.....	32518		16.0	3.0	0.6	0.8	0.4	0.1
Other basic inorganic chemical manufacturing.....	325180		16.0	2.9	0.6	0.8	0.4	0.1
Primary products.....		325180-P	15.8	-1.6	0.1	1.0	0.6	0.1
Potassium and sodium compounds, excluding bleaches, alkalies, and alum.....		325180-A	29.6	2.9	3.1	0.7	2.1	1.4
All other inorganic chemicals.....		325180-H	6.0	0.7	0.6	2.4	2.4	-0.9
Inorganic acids, excluding nitric, sulfuric and phosphoric.....		325180-3	21.7	3.6	-0.9	0.2	1.0	1.5
Sodium hydroxide (caustic soda).....		325180-4	22.3	0.1	-0.6	2.0	-4.3	-0.8
Carbon black, all processes.....		325180-6	-0.1	-2.2	-1.5	-3.6	4.2	0.7
Other alkalies.....		325180-7	31.9	0.2	-0.2	0.1	-0.1	-0.3
Sulfuric acid.....		325180-9	-	-32.4	-	-	-	-
Secondary products and miscellaneous receipts.....		325180-SM						
Miscellaneous receipts.....		325180-M	9.0	23.8	2.4	-1.1	0.1	0.0
Secondary products.....		325180-S	26.8	-1.5	0.3	-1.9	-2.4	0.0
Other basic organic chemical mfg.....	32519		1.6	0.5	-1.1	-0.6	-0.5	-1.4
Ethyl alcohol manufacturing.....	325193		-1.6	2.8	-3.7	-1.7	-1.0	-2.3
Primary products.....		325193-P	-4.1	4.7	-6.9	-2.7	-1.2	-2.2
Ethyl alcohol.....		325193-0	-4.8	4.7	-6.9	-3.3	-0.9	-2.5
Distillers' dried grains (dark and light) and dried solubles.....		325193-2	-	-	-	1.8	-2.9	0.0
Secondary products and miscellaneous receipts.....		325193-SM						
Secondary products.....		325193-S	-6.4	-1.3	3.9	3.4	-0.4	-2.7
Cyclic crude, intermediate, and gum and wood chemical mfg.....	325194		-1.7	-0.2	-0.1	-0.1	1.2	0.1
Primary products.....		325194-P	3.0	0.2	-0.1	-0.2	0.7	-0.4
Gum and wood chemicals, including wood distillation products.....		325194-1	6.9	1.0	-0.1	0.0	0.1	-1.8
Cyclic crude and intermediate chemicals.....		325194-2	1.8	0.0	-0.1	-0.2	0.9	0.1
Secondary products and miscellaneous receipts.....		325194-SM						
All other basic organic chemical manufacturing.....	325199		3.4	-0.5	-0.1	-0.1	-0.5	-1.2
Primary products.....		325199-P	0.1	-0.6	-0.4	-0.2	-1.6	-1.5
Natural organic chemicals.....		325199-E	4.2	0.7	-1.7	-0.6	4.3	-0.1
Synthetic organic chemicals for use as flavor and perfume materials.....		325199-H	-1.8	0.0	0.0	-0.8	0.0	0.0
Synthetic organic plasticizers.....		325199-N	6.2	-1.0	-9.5	3.6	2.0	3.1
Other synthetic organic chemicals.....		325199-R	-6.6	-2.4	0.7	0.0	0.1	0.0
Miscellaneous end use chemicals and chemical products, excluding urea.....		325199-T	6.0	0.5	1.1	-1.4	-3.8	-1.2
Miscellaneous cyclic and acyclic chemicals and chemical products, excluding fatty acid esters.....		325199-V	-3.9	-2.1	-1.1	1.0	-2.6	-3.9

See footnotes at end of table.

Table 12. Producer price index percentage changes for the net output of selected industries and their products, not seasonally adjusted — Continued
 [March 2023]

Title ¹	Industry code	Product code	Unadjusted 12-month percent change ²	Unadjusted 1-month percent change ²				
				Mar. 2022 to Mar. 2023 ^P	Oct. to Nov.	Nov. to Dec. ^P	Dec. to Jan. ^P	Jan. to Feb. ^P
All other basic organic chemical manufacturing - Continued								
Fatty acids.....		325199-1	-9.1	2.1	-4.9	-0.6	-3.5	-4.4
Industrial organic flavor oil mixtures and blends.....		325199-7	-6.4	0.0	0.0	0.0	0.5	4.7
Secondary products and miscellaneous receipts.....		325199-SM						
Miscellaneous receipts.....		325199-M	10.6	0.0	1.4	0.0	0.0	0.0
Secondary products.....		325199-S	19.2	0.4	1.2	0.4	4.4	-0.1
Resin, synthetic rubber, and artificial/synthetic fiber/filaments mfg.....	3252		-4.2	-4.2	-1.5	-1.5	1.9	0.9
Resin and synthetic rubber mfg.....	32521		-5.1	-4.5	-1.4	-1.6	2.0	1.0
Plastics material and resin manufacturing.....	325211		-5.0	-4.6	-1.2	-1.5	2.2	1.2
Primary products.....		325211-P	-6.6	-5.4	-1.3	-1.5	2.4	1.3
Thermoplastic resins and plastics materials.....		325211-1	-8.8	-6.5	-1.6	-1.8	3.0	1.4
Thermosetting resins and plastics materials.....		325211-4	9.6	1.5	0.0	0.0	-1.3	0.6
Secondary products and miscellaneous receipts.....		325211-SM						
Synthetic rubber manufacturing.....	325212		-5.2	-3.6	-4.3	-2.7	-0.2	-1.6
Primary products.....		325212-P	-5.7	-3.9	-4.6	-2.7	-0.2	-1.6
Synthetic rubber (vulcanizable elastomers).....		325212-0	-5.7	-3.9	-4.6	-2.7	-0.2	-1.6
Secondary products and miscellaneous receipts.....		325212-SM						
Artificial fibers and filaments manufacturing.....	32522		4.4	-0.6	-1.7	-0.4	0.2	0.1
Artificial fibers and filaments manufacturing.....	325220		4.5	-0.5	-1.7	-0.4	0.2	0.1
Primary products.....		325220-P	6.7	-0.2	-1.6	-0.4	0.2	0.1
Polyester manufactured fibers.....		325220-7	14.6	-0.8	-3.2	-1.3	0.4	-1.0
Other noncellulosic organic fibers, incl. polyamide, polyolefin, and producer-textured.....		325220-9	4.9	0.0	-1.0	0.0	0.1	0.8
Secondary products and miscellaneous receipts.....		325220-SM						
Pesticide, fertilizer, and other agricultural chemical mfg.....	3253		-4.3	1.6	-2.5	-0.9	-2.8	-1.6
Fertilizer mfg.....	32531		-17.7	1.1	-4.6	-2.9	-5.2	-2.9
Nitrogenous fertilizer manufacturing.....	325311		-28.2	2.9	-3.4	-7.4	-10.3	-5.3
Primary products.....		325311-P	-28.2	2.9	-3.4	-7.4	-10.3	-5.4
Synthetic ammonia, nitric acid, ammonium compounds, and urea.....		325311-A	-29.8	3.0	-3.5	-7.9	-11.3	-5.7
Fertilizer materials of organic origin.....		325311-7	0.4	0.0	0.0	0.0	2.7	-2.2
Secondary products and miscellaneous receipts.....		325311-SM						
Secondary products.....		325311-S	-13.0	4.4	-4.3	-2.7	0.0	2.8
Phosphatic fertilizer manufacturing.....	325312		-13.9	-0.1	-8.0	0.2	-1.4	-0.6
Primary products.....		325312-P	-14.5	-0.1	-8.3	0.2	-1.4	-0.6
Phosphoric acid, superphosphates, and other phosphatic fertilizer materials.....		325312-A	-22.2	-0.1	-11.0	0.1	-1.3	-0.8
Mixed fertilizers, made in plants which manufacture fertilizer materials.....		325312-7	18.1	0.0	0.0	0.4	-1.7	0.0
Secondary products and miscellaneous receipts.....		325312-SM						
Fertilizer, mixing only, manufacturing.....	325314		1.5	-0.1	0.5	1.3	-2.0	-2.7
Primary products.....		325314-P	2.6	-0.1	0.8	1.3	-1.8	-2.7
Mixed fertilizers, mixing only.....		325314-0	2.6	-0.1	0.8	1.3	-1.8	-2.7
Mixed fertilizers, dry, mixing only.....		325314-01	9.8	0.2	1.1	1.3	-0.6	-1.3
Mixed fertilizers, liquid, mixing only.....		325314-02	-23.4	-1.6	-0.2	1.5	-6.6	-8.9
Secondary products and miscellaneous receipts.....		325314-SM						
Miscellaneous receipts.....		325314-M	-	0.0	-3.6	0.4	-11.5	-1.9
Pesticide and other agricultural chemical mfg.....	32532		19.0	2.4	0.8	1.5	0.0	-0.1
Pesticide and other agricultural chemical manufacturing.....	325320		19.0	2.4	0.8	1.5	0.0	-0.1
Primary products.....		325320-P	19.8	2.5	0.8	1.5	0.0	-0.1
Agricultural and commercial pesticides and chemicals.....		325320-1	21.3	2.8	0.9	1.2	0.0	-0.1
Lawn and garden pesticides and chemicals.....		325320-4	17.3	1.1	0.0	3.9	0.0	0.0
Household and institutional pesticides and chemicals.....		325320-7	12.9	0.0	0.0	7.0	0.0	0.0
Secondary products and miscellaneous receipts.....		325320-SM						
Pharmaceutical and medicine mfg.....	3254		4.8	0.0	-0.6	2.1	0.6	0.0
Pharmaceutical and medicine mfg.....	32541		4.8	0.0	-0.6	2.1	0.6	0.0
Medicinal and botanical manufacturing.....	325411		0.2	0.4	-0.2	0.3	-0.4	0.3
Primary products.....		325411-P	0.2	0.4	-0.2	0.4	-0.4	0.3
Synthetic organic medicinal chemicals, medicinal & botanical drugs, & other products.....		325411-0	0.2	0.4	-0.2	0.4	-0.4	0.3
Secondary products and miscellaneous receipts.....		325411-SM1						
Pharmaceutical preparation manufacturing.....	325412		5.1	0.0	-0.3	2.0	0.7	0.0
Primary products.....		325412-P	3.0	0.0	-0.4	2.0	0.7	0.0

See footnotes at end of table.

Table 12. Producer price index percentage changes for the net output of selected industries and their products, not seasonally adjusted — Continued
 [March 2023]

Title ¹	Industry code	Product code	Unadjusted 12-month percent change ²	Unadjusted 1-month percent change ²				
				Mar. 2022 to Mar. 2023 ^P	Oct. to Nov.	Nov. to Dec. ^P	Dec. to Jan. ^P	Jan. to Feb. ^P
Pharmaceutical preparation manufacturing - Continued								
Pharmaceuticals acting on the respiratory system, for human use.....		325412-A	-0.2	0.0	-2.4	1.8	0.0	0.0
Antihistamines and bronchodilators, including antiasthmatics.....		325412-A111	3.1	0.0	0.0	3.0	0.1	0.0
Other respiratory preparations.....		325412-A112	-2.7	0.0	-3.2	0.0	0.0	0.0
Other respiratory preparations, over-the-counter.....		325412-A112OC	2.9	0.0	0.0	0.0	0.0	0.0
Other respiratory preparations, prescription.....		325412-A112RX	-3.9	0.0	-3.9	0.0	0.0	0.0
Pharmaceuticals acting on the digestive or the genito-urinary systems, for human use.....		325412-D	-0.6	0.0	0.0	0.3	0.0	-0.1
Other digestive or genito-urinary preparations.....		325412-D112	-0.5	0.0	0.0	0.3	0.0	-0.1
Other digestive or genito-urinary preparations, prescription.....		325412-D112RX	-0.5	0.0	0.0	0.4	0.0	0.0
Pharmaceuticals acting on the skin, for human use.....		325412-G	1.3	0.0	0.0	1.3	0.0	0.0
Other pharmaceutical preparations acting on the skin.....		325412-G311	1.5	0.0	0.0	1.5	0.0	0.0
Anti-acne preparations.....		325412-G611	0.1	0.0	0.0	0.1	0.0	0.0
Vitamin, nutrient, and hematitic preparations, for human use.....		325412-L	4.1	0.0	0.1	0.4	0.0	0.1
Multivitamins.....		325412-L111	6.1	0.0	0.0	0.3	0.0	0.0
Other vitamins and nutrients.....		325412-L112	2.5	0.0	0.1	0.4	0.0	0.0
Pharmaceuticals affecting parasitic and infective diseases, for human use.....		325412-Q	1.8	0.1	0.0	1.7	0.0	0.0
Broad and medium spectrum antibiotics.....		325412-Q111	0.6	0.6	0.0	0.0	0.0	0.0
Systemic antivirals.....		325412-Q112	3.2	0.0	0.0	3.2	0.0	0.0
Other parasitic and infective diseases.....		325412-Q113	3.1	0.0	0.0	3.1	0.0	0.0
Pharmaceuticals for veterinary use, incl medicinal premixes/pet care products.....		325412-W	-	-	-	-	0.0	0.0
Pharmaceuticals affecting neoplasms, the endocrine system, & metabolic diseases, for human use.....		325412-1	1.2	0.0	0.0	1.0	0.1	0.0
Cancer therapy products.....		325412-1111	3.3	0.0	0.0	1.8	0.1	0.0
Insulin/antidiabetes products.....		325412-1112	2.8	0.0	0.0	2.5	0.0	0.0
Other neoplasms, endocrine system, and metabolic diseases.....		325412-1113	0.8	0.0	0.0	0.8	0.1	0.0
Hormones and oral contraceptives.....		325412-1114	1.1	0.0	0.0	0.6	0.0	0.0
Pharmaceuticals acting on the central nervous system and the sense organs, for human use.....		325412-4	5.2	0.0	0.0	2.9	1.4	0.0
Analgesics.....		325412-4111	4.5	0.0	0.0	0.0	4.4	0.0
Psychotherapeutics.....		325412-4112	2.5	0.0	0.0	2.8	0.0	0.0
Antidepressants.....		325412-41121	2.7	0.0	0.0	2.7	0.0	0.0
Other psychotherapeutics, including tranquilizers.....		325412-41123	3.6	0.0	0.0	4.2	0.0	0.0
Other central nervous system and sense organs.....		325412-4113	6.4	0.0	0.0	4.5	0.0	0.0
Anticonvulsants.....		325412-4114	5.0	0.0	0.0	5.0	0.0	0.0
Analgesics, over-the-counter.....		325412-4111OC	1.3	0.0	0.0	0.0	0.7	0.2
Analgesics, prescription.....		325412-4111RX	4.8	0.0	0.0	0.0	4.8	0.0
Pharmaceuticals acting on the cardiovascular system, for human use.....		325412-7	4.8	0.0	0.0	4.8	0.0	0.0
Other cardiovascular preparations.....		325412-7113	3.8	0.0	0.0	3.8	0.0	0.0
Secondary products and miscellaneous receipts.....		325412-SM						
Miscellaneous receipts.....		325412-M	21.3	0.0	0.0	0.0	0.0	0.0
Secondary products.....		325412-S	5.1	0.0	0.0	4.1	0.5	0.0
In-vitro diagnostic substance manufacturing.....	325413		1.4	0.0	-0.3	0.6	1.0	-0.1
Primary products.....		325413-P	1.6	0.0	-0.3	0.5	1.0	0.0
In-vitro diagnostic substances.....		325413-0	1.6	0.0	-0.3	0.5	1.0	0.0
Secondary products and miscellaneous receipts.....		325413-SM						
Secondary products.....		325413-S	-	-	-	-	-	-4.2
Other biological product manufacturing.....	325414		4.6	-0.1	-2.5	4.2	0.0	0.0
Primary products.....		325414-P	5.0	-0.1	0.0	4.2	0.0	0.0
Biological products, excluding diagnostic, for veterinary, industrial, and all other misc. uses.....		325414-A	-	-0.7	0.0	10.6	0.0	-
Biological products, excluding diagnostic, for human use.....		325414-T	1.8	0.0	0.0	1.2	0.0	0.0
Secondary products and miscellaneous receipts.....		325414-SM1						
Paint, coating & adhesive mfg.....	3255		10.7	-0.6	0.3	0.0	0.2	0.0
Paint and coating mfg.....	32551		10.2	-0.8	0.3	0.0	-0.1	-0.1
Paint and coating manufacturing.....	325510		10.2	-0.8	0.3	0.0	-0.1	-0.1
Primary products.....		325510-P	10.2	-0.9	0.3	0.0	-0.1	-0.1
Miscellaneous allied paint products including paint and varnish removers, thinners, etc.....		325510-B	6.3	0.0	-0.1	0.1	0.0	0.0
Architectural coatings.....		325510-1	14.7	0.0	0.5	0.0	0.0	0.0
Exterior architectural coatings.....		325510-11	19.1	0.0	1.4	0.1	0.0	0.0
Interior architectural coatings.....		325510-12	12.1	0.0	0.0	0.0	0.0	0.0
Product finishes for original equipment manufacturers (OEM), excluding marine coatings.....		325510-4	11.8	0.3	0.3	-0.6	0.4	0.0
Transportation finishes, except powdered and high-solids coatings.....		325510-41	7.1	0.7	1.1	1.8	0.0	0.0

See footnotes at end of table.

Table 12. Producer price index percentage changes for the net output of selected industries and their products, not seasonally adjusted — Continued
 [March 2023]

Title ¹	Industry code	Product code	Unadjusted 12-month percent change ²	Unadjusted 1-month percent change ²				
				Mar. 2022 to Mar. 2023 ^P	Oct. to Nov.	Nov. to Dec. ^P	Dec. to Jan. ^P	Jan. to Feb. ^P
Paint and coating manufacturing - Continued								
All other product finishes for original equipment manufacturers (OEM), excluding marine coating.....		325510-42	13.9	0.2	0.0	-1.2	0.5	0.0
Special purpose coatings incl. marine, industrial, construction and maintenance coatings, etc.....		325510-7	0.5	-4.5	0.0	0.2	-0.6	-0.5
Automotive, other transportation and machinery refinish paints and enamels, including primers.....		325510-71	3.0	-4.9	0.0	-0.5	0.0	0.0
Special purpose coatings, including all marine coatings and traffic marking paints.....		325510-72	-0.5	-4.3	0.0	0.3	-0.7	-0.5
Secondary products and miscellaneous receipts.....		325510-SM						
Secondary products.....		325510-S	18.2	0.0	0.0	0.0	0.0	0.0
Adhesive mfg.....	32552		11.6	-0.2	0.3	0.0	0.8	0.2
Adhesive manufacturing.....	325520		11.6	-0.2	0.3	0.0	0.8	0.2
Primary products.....		325520-P	11.1	-0.2	0.3	0.0	0.8	0.2
Nonstructural caulking compounds and sealants.....		325520-A	13.4	0.0	-0.1	1.4	0.0	0.0
Structural sealants (load bearing).....		325520-B	-1.3	0.0	-3.0	0.0	0.0	0.0
Synthetic resin & rubber adhesives, incl all types of bonding & laminating adhesives.....		325520-4	10.8	-0.3	0.7	-0.8	1.3	0.2
Epoxy adhesives.....		325520-41	10.6	0.0	0.0	0.2	0.0	0.2
Other synthetic resin and rubber adhesives.....		325520-46	6.5	-0.4	-1.0	0.2	0.0	0.1
Secondary products and miscellaneous receipts.....		325520-SM						
Secondary products.....		325520-S	16.9	0.0	0.2	2.5	0.2	0.4
Soap, cleaners, and toilet preparation mfg.....	3256		9.1	0.1	0.9	1.0	1.2	0.1
Soap & cleaning compound mfg.....	32561		10.1	0.2	1.6	0.8	0.6	-0.4
Soap and other detergent manufacturing.....	325611		14.4	0.9	2.2	1.4	1.0	0.0
Primary products.....		325611-P	16.1	1.2	2.9	1.1	1.1	0.0
Soaps and detergents, commercial, industrial, and institutional.....		325611-1	18.1	0.5	7.5	2.3	0.1	0.0
Commercial, industrial, and institutional hard surface cleaners.....		325611-11	12.6	0.0	0.0	7.7	0.0	0.0
Commercial, industrial, and institutional laundry detergents.....		325611-12	4.8	0.0	0.0	0.6	0.0	0.0
Commercial, industrial, and institutional dishwashing detergents.....		325611-13	32.8	0.0	20.2	0.7	0.0	0.0
Commercial, industrial, and institutional metal cleaners.....		325611-14	3.7	0.0	0.0	0.0	0.0	0.0
Dairy, farm, and food plant cleaners, sanitizers, etc.....		325611-16	-	0.8	0.0	0.0	-	-
Commercial, industrial, and institutional soaps, excluding specialty cleaners.....		325611-17	9.7	0.0	0.0	1.7	0.5	0.1
Household detergents.....		325611-4	16.1	2.4	0.1	0.0	0.1	0.0
Household alkaline detergents and cleaners.....		325611-45	28.6	8.6	0.3	0.0	0.1	0.0
Household dry and liquid laundry detergents.....		325611-46	11.4	0.0	0.0	0.0	0.0	0.0
Soaps, excluding specialty cleaners, household.....		325611-7	7.7	0.0	0.2	0.0	0.5	0.0
Secondary products and miscellaneous receipts.....		325611-SM						
Miscellaneous receipts.....		325611-M	17.0	0.0	0.0	0.0	0.0	0.0
Secondary products.....		325611-S	10.4	0.0	0.0	4.9	0.5	0.2
Polish and other sanitation good mfg.....	325612		5.2	0.3	0.0	0.1	0.2	0.1
Primary products.....		325612-P	4.2	0.4	0.0	0.1	0.2	0.1
Polishing preparations and related products.....		325612-7	5.3	0.0	0.0	0.0	0.0	0.8
Specialty cleaning and sanitation products.....		325612-8	5.0	0.0	0.0	0.2	0.4	0.0
Disinfectants, nonagricultural, industrial and institutional.....		325612-81	8.1	0.0	0.0	0.4	1.8	0.0
Air and room fresheners.....		325612-83	9.1	0.0	0.0	0.2	0.0	0.0
Laundry fabric softeners and rinses, liquid and dry.....		325612-88	2.6	0.2	0.0	1.0	0.0	0.0
Other specialty cleaning and sanitation products.....		325612-89	3.5	-0.1	0.1	0.1	0.0	0.0
Secondary products and miscellaneous receipts.....		325612-SM						
Miscellaneous receipts.....		325612-M	8.0	0.0	0.0	0.9	0.0	0.0
Surface active agent manufacturing.....	325613		4.9	-1.2	1.9	-0.2	0.0	-1.9
Primary products.....		325613-P	5.0	-1.2	2.0	0.0	0.0	-2.0
Surfactants, finishing agents, and assistants.....		325613-0	5.0	-1.2	2.0	0.0	0.0	-2.0
Textile and leather assistants and finishes.....		325613-01	5.0	-8.3	0.0	0.0	0.0	-6.7
Surfactants (bulk surface active agents).....		325613-02	6.3	0.0	2.3	0.0	0.0	0.0
Secondary products and miscellaneous receipts.....		325613-SM						
Toilet preparation mfg.....	32562		7.6	0.0	0.0	1.2	1.6	0.5
Toilet preparation manufacturing.....	325620		7.6	0.0	0.0	1.2	1.6	0.5
Primary products.....		325620-P	6.4	0.0	0.0	1.2	1.7	0.6
Denture cleaners, mouthwashes, gargles, and rinses.....		325620-A	15.6	0.2	-0.1	0.0	0.0	7.3
Creams, lotions, and oils, excluding shaving, hair, and deodorant.....		325620-D	7.5	-0.1	0.0	3.5	1.7	0.0
Other cosmetics and toilet preparations.....		325620-G	3.3	0.0	0.0	0.3	2.5	0.0
Shaving preparations.....		325620-1	1.5	0.3	0.0	0.0	0.0	0.0

See footnotes at end of table.

Table 12. Producer price index percentage changes for the net output of selected industries and their products, not seasonally adjusted — Continued
 [March 2023]

Title ¹	Industry code	Product code	Unadjusted 12-month percent change ²	Unadjusted 1-month percent change ²				
				Mar. 2022 to Mar. 2023 ^P	Oct. to Nov.	Nov. to Dec. ^P	Dec. to Jan. ^P	Jan. to Feb. ^P
Toilet preparation manufacturing - Continued								
Perfumes, toilet waters, and colognes.....		325620-4	8.2	0.0	0.0	0.0	3.0	0.0
Hair preparations (including shampoos).....		325620-7	6.4	0.1	0.1	1.2	0.0	0.0
Hair preparations incl professional, consumer, and cream/gel shampoos.....		325620-71	6.6	0.1	0.1	1.3	0.0	0.0
Hair tonics and hair dressings incl professional and consumer use.....		325620-72	5.7	0.1	0.1	1.2	0.0	0.0
Secondary products and miscellaneous receipts.....		325620-SM						
Secondary products.....		325620-S	7.7	0.2	0.2	0.1	0.0	0.0
Other chemical product & preparation mfg.....	3259		5.2	0.3	-0.4	0.6	-0.1	0.5
Printing ink mfg.....	32591		8.2	0.5	0.1	1.5	0.3	0.0
Printing ink manufacturing.....	325910		8.2	0.5	0.1	1.5	0.3	0.0
Primary products.....		325910-P	8.4	0.5	0.1	1.6	0.3	0.0
Flexographic printing inks.....		325910-A	16.4	0.0	0.0	0.0	0.0	0.0
Nonimpact/digital inks.....		325910-E	3.8	1.5	0.3	-0.1	0.6	0.2
All other printing inks.....		325910-H	5.2	-0.3	0.0	1.9	1.4	-0.4
Lithographic and offset inks.....		325910-6	10.6	0.0	0.0	4.1	0.0	0.0
News and nonheat web offset printing inks.....		325910-61	13.1	0.0	0.0	4.9	0.0	0.0
Publication and commercial web inks.....		325910-62	13.2	0.0	0.0	6.9	0.0	0.0
Sheet-fed general inks.....		325910-63	6.4	0.0	0.0	0.0	0.0	0.0
Sheet-fed packaging inks.....		325910-64	5.6	0.0	0.0	0.0	0.0	0.0
Gravure printing inks.....		325910-7	0.4	0.0	0.0	0.0	0.0	0.0
Secondary products and miscellaneous receipts.....		325910-SM						
Miscellaneous receipts.....		325910-M	2.2	0.0	0.0	0.0	0.0	0.0
Secondary products.....		325910-S	3.1	0.0	1.3	0.1	0.1	-0.1
Explosives mfg.....	32592		7.3	1.1	-1.0	0.5	3.3	-1.4
Explosives manufacturing.....	325920		7.3	1.1	-1.0	0.5	3.3	-1.4
Primary products.....		325920-P	9.1	1.3	-1.1	0.6	3.6	-1.0
Explosives and blasting accessories.....		325920-0	9.1	1.3	-1.1	0.6	3.6	-1.0
Secondary products and miscellaneous receipts.....		325920-SM						
All other chemical product & preparation mfg.....	32599		4.6	0.2	-0.4	0.5	-0.3	0.7
Custom compounding of purchased resins.....	325991		-5.0	0.2	-0.6	-2.6	-0.5	-0.6
Primary products.....		325991-P	-5.1	0.2	-0.6	-2.6	-0.5	-0.6
Custom compounding of purchased resins and color concentrates.....		325991-0	-5.1	0.2	-0.6	-2.6	-0.5	-0.6
Secondary products and miscellaneous receipts.....		325991-SM						
Photographic Film, Paper, Plate, Chemical, and Copy Toner Manufacturing.....	325992		7.3	-0.2	-0.7	4.8	-2.2	2.2
Primary products.....		325992-P	9.1	3.5	-1.3	5.3	-2.4	2.5
Photographic sensitized film, plates, paper, & cloth.....		325992-T	11.2	4.4	-1.6	7.0	-3.4	3.2
Photographic sensitized film, plates, paper, & cloth, silver-halide-type (excl X-ray).....		325992-T1	13.0	-	-2.8	8.4	-4.1	3.8
Photographic sensitized film, plates, paper & cloth, other than silver-halide-type (incl X-ray).....		325992-T3	4.2	-0.1	0.4	0.4	0.0	0.0
Prepared photographic chemicals.....		325992-5	3.5	0.6	-0.6	1.3	0.3	0.8
Secondary products and miscellaneous receipts.....		325992-SM						
Other miscellaneous chemical product manufacturing.....	325998		9.8	0.4	-0.2	1.0	0.3	1.0
Primary products.....		325998-P	10.6	0.4	-0.3	1.0	0.4	1.1
Water treating compounds.....		325998-A	0.9	0.5	-3.4	0.5	3.7	-0.1
All other chemical preparations, including essential oils, matches, and gelatin.....		325998-J	13.9	-0.1	0.4	1.1	-1.0	1.7
Secondary products and miscellaneous receipts.....		325998-SM						
Miscellaneous receipts.....		325998-M	3.0	1.1	0.0	1.4	0.0	0.0
Secondary products.....		325998-S	3.5	0.5	0.0	0.6	-0.6	0.0
Plastics and rubber products mfg.....	326		4.4	-0.2	0.0	0.0	-0.2	-0.1
Plastics product mfg.....	3261		3.4	-0.3	0.0	-0.4	-0.3	-0.2
Unsupported plastics film, sheet, and bag mfg.....	32611		-1.2	-0.6	-1.0	-1.1	0.3	-1.5
Plastics bag and pouch manufacturing.....	326111		2.1	-1.1	0.0	0.3	-0.1	0.1
Primary products.....		326111-P	2.2	-1.1	0.0	0.3	-0.1	0.2
Single-web film specialty bags, pouches, and liners.....		326111-1	1.9	-1.3	0.0	0.3	-0.1	0.2
Polyethylene grocery and variety bags and pouches.....		326111-11	1.0	-0.8	0.0	0.0	0.1	-0.6
Polyethylene refuse bags.....		326111-12	-4.4	-3.8	0.0	-1.4	-0.7	0.0
Other polyethylene bags, pouches, and liners.....		326111-15	13.3	-0.8	0.1	1.8	0.2	0.8
Coextruded single-web film specialty bags, pouches, & liners.....		326111-16	-3.2	0.0	0.0	0.0	-0.6	0.0
Multiweb film/film combination specialty bags, pouches, and liners.....		326111-3	4.8	0.7	0.0	-0.9	0.7	0.0
Secondary products and miscellaneous receipts.....		326111-SM						

See footnotes at end of table.

Table 12. Producer price index percentage changes for the net output of selected industries and their products, not seasonally adjusted — Continued
 [March 2023]

Title ¹	Industry code	Product code	Unadjusted 12-month percent change ²	Unadjusted 1-month percent change ²					
			Mar. 2022 to Mar. 2023 ^P	Oct. to Nov.	Nov. to Dec. ^P	Dec. to Jan. ^P	Jan. to Feb. ^P	Feb. to Mar. ^P	
Plastics bag and pouch manufacturing - Continued									
Secondary products.....	326112	326111-S	0.5	-0.9	-0.1	0.6	-0.2	-0.5	
Plastics packaging film and sheet mfg.....			-3.4	-1.2	-0.8	-1.1	0.2	-0.7	
Primary products.....		326112-P	-3.7	-1.1	-0.8	-1.2	0.3	-0.8	
Single-web film, rolls, and sheets, including coextruded, for flexible packaging uses.....		326112-1	-1.7	-1.5	0.8	-1.8	0.4	0.3	
Single-web film, rolls, and sheets for flexible packaging uses.....		326112-11	-0.8	-1.6	0.6	-2.1	1.1	0.1	
Coextruded single-web film, for flexible packaging uses.....		326112-12	-5.6	-1.3	1.3	-0.4	-2.2	1.0	
Film/film multiweb laminated rolls and sheets, excluding foil, for flexible packaging uses.....		326112-3	-9.8	-0.1	-4.7	1.4	-0.2	-5.4	
Secondary products and miscellaneous receipts.....		326112-SM							
Secondary products.....		326112-S	-0.1	-2.3	-0.4	0.2	-1.2	0.3	
Nonpackaging plastics film and sheet mfg.....									
Primary products.....	326113	326113-P	-1.9	0.0	-1.6	-2.0	0.6	-3.3	
Unlaminated plastics film and sheet, excluding packaging.....		326113-0	-1.8	-0.5	-1.2	-2.1	0.6	-3.6	
Unlaminated polyethylene film and sheet.....		326113-01	0.8	-0.1	-0.2	-0.5	0.7	-3.7	
Unlaminated vinyl and vinyl copolymer film and sheet.....		326113-03	9.5	0.0	-2.2	0.0	0.0	-1.0	
Miscellaneous unlaminated plastics film and sheet.....		326113-04	-4.1	-0.3	-1.6	-4.5	0.3	-2.6	
Secondary products and miscellaneous receipts.....		326113-SM							
Secondary products.....		326113-S	2.5	3.6	-5.1	-0.9	-0.8	3.4	
Plastics pipe/fitting/unsupported shapes mfg.....									
Unlaminated plastics profile shape mfg.....		326121		5.8	2.0	1.7	0.5	-1.5	2.4
Primary products.....			326121-P	5.9	2.2	1.7	0.6	-1.8	2.8
Unlaminated plastics profile shapes.....	326121-0		5.9	2.2	1.7	0.6	-1.8	2.8	
Secondary products and miscellaneous receipts.....	326121-SM								
Plastics pipe and pipe fitting manufacturing.....									
Primary products.....	326122	326122-P	0.9	-1.0	-0.4	-0.6	-2.7	0.4	
Plastics pipe.....		326122-1	0.7	-1.0	-0.4	-0.6	-2.8	0.4	
Plastics drain, waste, and vent pipe.....		326122-11	-1.1	-1.1	-0.5	-0.7	-2.9	0.1	
Plastics water pipe.....		326122-13	-8.7	-4.8	0.4	-4.3	-7.0	1.3	
Plastics sewer, stormdrain, and water main pipe.....		326122-18	4.1	-0.1	-2.1	1.7	-0.4	-0.3	
Other plastics pipe.....		326122-1B	-1.6	1.0	-0.4	-0.5	-4.4	-0.3	
Plastics pipe fittings and unions.....		326122-3	0.1	0.0	0.0	0.5	0.0	0.0	
Plastics pipe fittings and unions.....		326122-3	9.6	-0.9	-0.1	-0.3	-1.9	1.8	
Secondary products and miscellaneous receipts.....		326122-SM							
Miscellaneous receipts.....		326122-M	6.0	0.7	-0.4	-1.8	6.2	-7.3	
Secondary products.....	326122-S1	9.8	-0.2	-0.2	0.1	0.4	0.5		
Laminated plastics plate, sheet, and shape mfg.....									
Laminated plastics plate, sheet (except packaging), and shape manufacturing.....	326130		5.0	0.2	0.0	-0.1	0.4	0.0	
Primary products.....		326130-P	5.2	0.3	0.0	0.0	0.2	0.0	
Laminated plastics plates, sheet (except packaging), and shapes.....		326130-0	5.2	0.3	0.0	0.0	0.2	0.0	
Secondary products and miscellaneous receipts.....	326130-SM								
Polystyrene foam product mfg.....									
Polystyrene foam product manufacturing.....	326140		7.2	0.3	-1.7	0.0	-0.3	-0.3	
Primary products.....		326140-P	7.2	0.3	-1.7	0.0	-0.3	-0.3	
Packaging, polystyrene foam products.....		326140-2	8.3	0.3	-2.1	-0.1	-0.5	-0.3	
Polystyrene foam food containers.....		326140-21	11.8	0.9	-2.8	-0.5	-0.3	-1.1	
Polystyrene foam protective shipping pads, shaped cushioning, etc.....		326140-22	-2.2	1.5	-4.1	-1.0	-0.1	-1.2	
Building and construction polystyrene foam products.....		326140-3	39.1	0.0	-0.9	0.5	-0.6	-0.8	
Consumer and institutional polystyrene foam products.....		326140-5	10.7	-0.3	-0.2	0.1	-0.2	-0.3	
All other polystyrene foam products incl. transportation application uses.....		326140-9	2.6	0.6	-2.9	0.3	-0.6	0.4	
Secondary products and miscellaneous receipts.....		326140-SM	13.4	-1.9	0.0	0.0	-1.1	0.0	
Foam product (ex polystyrene) mfg.....		32615		4.6	0.7	1.8	0.0	-0.7	0.1
Urethane and other foam product mfg.....									
Primary products.....	326150	326150-P	4.6	0.7	1.8	0.0	-0.7	0.1	
Packaging polyurethane foam products.....		326150-2	4.4	0.2	2.0	-0.1	-0.7	0.1	
Furniture and furnishings polyurethane foam products.....		326150-4	0.0	0.0	0.0	0.0	0.0	0.0	
Polyurethane foam formed and slab stock for pillows, seating, and cushioning.....		326150-41	2.8	-0.2	1.8	-0.7	-1.7	0.1	
Consumer and institutional polyurethane foam products.....		326150-5	-7.1	-0.8	0.3	-0.1	-1.7	0.1	
All other miscellaneous polyurethane foam products.....		326150-6	12.3	0.0	12.3	0.0	0.0	0.0	
Products made of foam other than polystyrene or polyurethane.....		326150-9	6.7	2.8	0.1	0.0	0.0	0.0	
Secondary products and miscellaneous receipts.....		326150-SM	2.9	0.0	0.0	1.8	0.0	0.4	
Secondary products.....		326150-S	8.1	6.2	0.1	0.3	0.0	-0.3	

See footnotes at end of table.

Table 12. Producer price index percentage changes for the net output of selected industries and their products, not seasonally adjusted — Continued
 [March 2023]

Title ¹	Industry code	Product code	Unadjusted 12-month percent change ²	Unadjusted 1-month percent change ²				
				Mar. 2022 to Mar. 2023 ^P	Oct. to Nov.	Nov. to Dec. ^P	Dec. to Jan. ^P	Jan. to Feb. ^P
Urethane and other foam product mfg. - Continued								
Plastics bottle mfg.	32616		3.8	-0.2	0.0	-2.5	-1.4	0.1
Plastics bottle manufacturing.	326160		3.8	-0.2	0.0	-2.5	-1.4	0.1
Primary products.		326160-P	4.1	-0.2	0.0	-2.5	-1.4	0.1
Plastics bottles.		326160-0	4.1	-0.2	0.0	-2.5	-1.4	0.1
Secondary products and miscellaneous receipts.		326160-SM						
Other plastics product mfg.	32619		4.4	-0.5	0.3	-0.1	0.1	-0.1
Plastics plumbing fixture manufacturing.	326191		5.5	-0.3	0.5	1.3	0.5	0.0
Primary products.		326191-P	5.6	-0.3	0.6	1.4	0.6	0.0
Plastics plumbing fixtures.		326191-0	5.6	-0.3	0.6	1.4	0.6	0.0
Secondary products and miscellaneous receipts.		326191-SM						
Miscellaneous receipts.		326191-M	-0.1	0.0	0.0	-3.4	0.0	0.0
All other plastics product manufacturing.	326199		4.4	-0.5	0.3	-0.2	0.1	-0.1
Primary products.		326199-P	4.1	-0.5	0.1	-0.2	0.0	-0.2
All other reinforced and fiberglass plastics products.		326199-A	15.5	0.0	1.1	3.5	2.2	1.3
Consumer/institutional/commercial fabricated plastics products (excl. foam and wire coated).		326199-C	7.9	0.2	0.0	0.2	0.4	-0.4
Transportation fabricated plastics products (excluding foam and reinforced plastics).		326199-1	1.2	-0.2	0.0	0.0	-1.1	-0.4
Electrical and electronic fabricated plastics (excluding foam and reinforced plastics).		326199-2	6.0	0.0	1.6	0.0	-6.1	0.0
Industrial machinery plastics products, excluding foam (incl. gears, bearings, etc.).		326199-3	9.8	-0.9	1.7	0.0	0.0	0.0
Plastics packaging (excluding film, sheet, foam, and bottles).		326199-4	-1.9	-1.1	0.0	-2.3	-0.5	-0.1
Building & construction fabricated plastics products (excl foam, plumbing fixtures, hardware).		326199-8	2.6	-1.8	-0.3	-0.4	1.4	-0.5
Secondary products and miscellaneous receipts.		326199-SM						
Miscellaneous receipts.		326199-M	8.1	0.0	4.9	0.3	0.0	0.0
Secondary products.		326199-S	5.5	-0.1	0.0	0.4	0.5	0.6
Rubber product mfg.	3262		9.0	0.3	0.2	1.8	0.3	0.2
Tire mfg.	32621		12.9	0.5	0.5	3.1	0.0	0.1
Tire manufacturing, except retreading.	326211		12.9	0.5	0.5	3.1	0.0	0.1
Primary products.		326211-P	13.6	0.5	0.5	3.2	0.0	0.1
Tread rubber, tire sundries, and repair materials.		326211-H	12.6	0.0	0.0	0.0	-0.3	4.7
Pneumatic tires (including passenger, truck, bus, tractor, industrial, and other tires).		326211-0	13.9	0.6	0.6	3.4	0.0	0.0
Passenger car pneumatic tires (casings).		326211-01	13.9	0.2	0.0	4.1	0.0	0.0
Truck and bus (including off-the-highway) pneumatic tires.		326211-03	15.2	1.4	1.7	2.3	0.0	0.0
Secondary products and miscellaneous receipts.		326211-SM						
Rubber and plastics hose and belting.	32622		3.1	-0.1	0.0	0.5	0.1	0.2
Rubber and plastics hose and belting mfg.	326220		3.0	-0.1	0.0	0.5	0.1	0.2
Primary products.		326220-P	3.6	-0.2	0.1	0.5	0.1	0.2
Rubber and plastics belt and belting mfg.		326220-D	6.8	0.1	0.0	1.5	0.2	0.4
Rubber and plastics transmission belts and belting (excluding flat).		326220-D2	8.2	0.0	0.0	0.7	0.6	0.8
Rubber and plastic hose mfg.		326220-H	0.7	-0.3	0.1	-0.6	0.0	0.0
Rubber and plastics hose for on- and off-highway motor vehicles.		326220-H3	4.2	-0.9	0.0	0.0	-0.1	0.0
Industrial rubber and plastics hose without fittings.		326220-H4	-3.0	0.0	0.0	-0.9	0.0	0.0
Rubber and plastics water hose (incl. fire, irrigation, etc.).		326220-H5	-0.3	0.0	1.0	-1.3	0.0	0.0
Secondary products and miscellaneous receipts.		326220-SM						
Miscellaneous receipts.		326220-M	-	0.0	0.0	-	-	-
Other rubber product mfg.	32629		6.4	0.3	0.0	0.5	0.8	0.3
Rubber product mfg. for mechanical use.	326291		6.6	0.4	0.0	0.8	1.8	0.7
Primary products.		326291-P	6.7	0.4	0.0	0.8	1.9	0.7
Other extruded rubber mechanical goods (excl. auto)(excl. tubing).		326291-C	3.1	0.7	0.0	0.0	0.0	0.0
Molded rubber mechanical goods, automotive.		326291-1	8.8	0.0	0.0	0.7	4.2	0.8
Molded rubber mechanical goods, transportation (excluding automotive)/off-highway machinery.		326291-2	6.8	0.0	0.0	2.3	-0.2	1.5
Other molded rubber mechanical goods (excluding tubing).		326291-9	3.8	0.0	0.0	0.0	0.0	0.3
Secondary products and miscellaneous receipts.		326291-SM						
Secondary products.		326291-S	5.5	1.0	0.0	0.5	0.0	1.4
All other rubber product manufacturing.	326299		6.2	0.2	0.0	0.3	0.2	0.0
Primary products.		326299-P	6.8	0.3	0.0	0.3	0.2	0.0
Rubber druggist and medical sundries, excluding gloves.		326299-A	-	0.0	0.0	0.0	0.0	-

See footnotes at end of table.

Table 12. Producer price index percentage changes for the net output of selected industries and their products, not seasonally adjusted — Continued
 [March 2023]

Title ¹	Industry code	Product code	Unadjusted 12-month percent change ²	Unadjusted 1-month percent change ²					
				Mar. 2022 to Mar. 2023 ^P	Oct. to Nov.	Nov. to Dec. ^P	Dec. to Jan. ^P	Jan. to Feb. ^P	Feb. to Mar. ^P
All other rubber product manufacturing - Continued									
All other miscellaneous rubber goods.....		326299-B	8.2	0.0	0.0	2.6	1.3	0.0	
Rubber compounds or mixtures for sale or interplant transfer.....		326299-6	11.7	0.0	0.0	-0.4	0.1	0.0	
All other industrial rubber products.....		326299-7	5.9	1.1	0.0	0.0	0.0	-0.1	
Secondary products and miscellaneous receipts.....		326299-SM							
Nonmetallic mineral product manufacturing.....	327		11.8	0.7	0.4	2.1	1.0	0.4	
Clay product and refractory manufacturing.....	3271		7.4	0.3	0.9	1.1	0.7	0.2	
Pottery, ceramics, and plumbing fixture mfg.....	32711		4.6	0.2	0.1	0.1	0.8	0.0	
Pottery, ceramics, and plumbing fixture mfg.....	327110		4.6	0.2	0.1	0.1	0.8	0.0	
Primary products.....		327110-P	5.4	0.3	0.1	0.1	0.8	0.0	
Vitreous china, porcelain, and earthenware (semivitreous) table and kitchenware..		327110-5	6.7	—	—	—	0.0	0.0	
All other pottery products (including china decorated for the trade).....		327110-6	1.3	0.0	0.4	0.1	0.0	0.0	
Porcelain, steatite, and other ceramic electrical products.....		327110-7	8.4	0.6	0.0	-0.1	1.9	-0.1	
Secondary products and miscellaneous receipts.....		327110-SM							
Clay building material and refractories mfg.....	32712		8.6	0.3	1.3	1.5	0.7	0.3	
Clay building material and refractories mfg.....	327120		8.6	0.3	1.3	1.5	0.7	0.3	
Primary products.....		327120-P	8.5	0.3	1.4	1.5	0.7	0.3	
Brick and structural clay tile.....		327120-1	9.2	0.0	0.1	0.9	3.4	0.8	
Building or common brick.....		327120-11	9.0	0.0	0.0	0.9	3.5	0.8	
Glazed brick and other brick (paving, floor, and sewer).....		327120-12	14.2	0.0	2.4	3.5	0.0	2.2	
Clay floor and wall tile, glazed and unglazed (including quarry tile and ceramic mosaic tile).....		327120-2	8.8	0.4	2.5	1.6	-1.3	0.8	
Nonclay refractories (excluding dead-burned magnesia).....		327120-6	10.1	0.5	0.8	2.0	1.3	-1.1	
Clay refractories.....		327120-7	5.6	0.0	2.8	1.6	0.0	0.0	
All other structural clay products, excluding clay refractories.....		327120-9	8.9	0.0	0.6	0.0	0.0	7.1	
Secondary products and miscellaneous receipts.....		327120-SM							
Miscellaneous receipts.....		327120-M	14.7	0.0	0.0	1.6	0.0	5.1	
Glass and glass product manufacturing.....	3272		7.6	0.9	-0.1	2.7	2.4	0.2	
Glass and glass product manufacturing.....	32721		7.6	0.9	-0.1	2.7	2.4	0.2	
Flat glass manufacturing.....	327211		11.7	0.4	-0.5	-2.8	-0.3	-0.5	
Primary products.....		327211-P	9.2	0.5	-0.6	-2.8	-0.3	-0.5	
Flat glass (float, sheet, and plate process), made by flat glass producers.....		327211-1	9.5	0.6	-0.8	-4.2	-0.4	-0.8	
Other glass products, made by flat glass producers.....		327211-4	7.1	0.0	0.0	0.0	0.1	0.0	
Secondary products and miscellaneous receipts.....		327211-SM							
Other pressed and blown glass and glassware.....	327212		11.8	0.0	0.0	8.5	-0.1	0.0	
Primary products.....		327212-P	12.0	0.0	0.0	8.6	-0.1	0.0	
Glass fiber and machine-made pressed and blown glass and glassware, made by glass producers.....		327212-B	12.2	0.0	0.0	8.8	-0.1	0.0	
Handmade pressed and blown glass and glassware, made by glass producers.....		327212-9	5.7	0.0	0.4	0.0	0.1	0.0	
Secondary and miscellaneous receipts.....		327212-SM							
Glass container manufacturing.....	327213		11.9	2.3	0.0	8.8	-0.3	0.0	
Primary products.....		327213-P	11.9	2.3	0.0	8.8	-0.3	0.0	
Glass containers (including value of packaging).....		327213-0	11.9	2.3	0.0	8.8	-0.3	0.0	
Secondary products and miscellaneous receipts.....		327213-SM1							
Glass product mfg. made of purchased glass.....	327215		3.7	0.8	0.0	0.8	5.2	0.6	
Primary products.....		327215-P	3.3	0.8	0.0	0.8	5.3	0.6	
Pressed and blown glassware, made from purchased glass.....		327215-E	—	—	—	3.1	1.0	2.0	
Machine-made pressed and blown glassware, made from purchased glass.....		327215-E1	—	0.0	-0.2	—	—	—	
Other glass products, made from purchased glass.....		327215-F	11.7	1.1	0.0	0.7	5.5	0.1	
Mirrors (decorated and undecorated), made from purchased glass.....		327215-9	-21.0	0.0	—	—	7.1	1.3	
Secondary products and miscellaneous receipts.....		327215-SM							
Secondary products.....		327215-S	—	—	—	—	0.4	0.4	
Cement and concrete product manufacturing.....	3273		14.7	0.8	0.7	2.2	0.6	0.7	
Cement manufacturing.....	32731		17.5	0.4	0.1	4.8	2.5	0.3	
Cement manufacturing.....	327310		17.5	0.4	0.1	4.8	2.5	0.3	
Primary products.....		327310-P	17.0	0.4	0.1	4.8	2.5	0.3	
Cement, hydraulic (including cost of shipping containers).....		327310-0	17.0	0.4	0.1	4.8	2.5	0.3	
Secondary products and miscellaneous receipts.....		327310-SM							
Ready-mix concrete manufacturing.....	32732		13.4	1.0	0.9	1.9	0.7	0.7	
Ready-mix concrete manufacturing.....	327320		13.4	1.0	0.9	1.9	0.7	0.7	

See footnotes at end of table.

Table 12. Producer price index percentage changes for the net output of selected industries and their products, not seasonally adjusted — Continued
 [March 2023]

Title ¹	Industry code	Product code	Unadjusted 12-month percent change ²	Unadjusted 1-month percent change ²				
			Mar. 2022 to Mar. 2023 ^P	Oct. to Nov.	Nov. to Dec. ^P	Dec. to Jan. ^P	Jan. to Feb. ^P	Feb. to Mar. ^P
Ready-mix concrete manufacturing - Continued								
Primary products.....		327320-P	13.2	1.0	1.0	1.7	0.7	0.7
Northeast region ready-mix concrete.....		327320-A	11.2	0.3	1.0	-1.0	4.3	1.7
Midwest region ready-mix concrete.....		327320-B	17.3	3.4	1.8	4.7	0.0	0.0
South region ready-mix concrete.....		327320-C	11.7	-0.4	0.9	1.7	0.4	0.9
West region ready-mix concrete.....		327320-D	13.2	1.6	0.3	0.4	0.4	0.6
Secondary products and miscellaneous receipts.....		327320-SM						
Miscellaneous receipts.....		327320-M	22.8	0.0	0.0	2.7	0.4	0.0
Secondary products.....		327320-S	11.4	0.0	0.0	7.2	0.0	-0.1
Concrete pipe, brick, and block manufacturing.....	32733		14.4	0.7	1.2	4.3	0.3	0.5
Concrete block and brick manufacturing.....	327331		12.2	0.1	0.2	5.2	0.3	0.3
Primary products.....		327331-P	13.0	0.0	0.2	5.3	0.3	0.3
Concrete block and brick.....		327331-0	13.0	0.0	0.2	5.3	0.3	0.3
Structural concrete block, lightweight units (weighing less than 105 lb/cubic ft.) (dry weight).....		327331-01	14.6	0.0	0.0	5.4	0.7	-0.3
Structural concrete block, mediumweight units (weighing 105 - 124 lb/cubic ft.) (dry weight).....		327331-02	13.8	0.0	0.4	8.8	0.1	0.0
Structural concrete block, normalweight units (weighing 125 lb or more/cubic ft.) (dry weight).....		327331-03	12.7	0.0	0.5	4.2	2.1	-0.1
Decorative concrete block (including screen, split, slump, shadowal block, etc.).....		327331-04	12.5	-0.1	0.1	5.8	0.0	0.5
Concrete pavers (including grid, interlocking, etc.).....		327331-05	12.7	0.0	0.1	4.4	0.0	0.5
Concrete brick.....		327331-06	10.5	0.0	0.0	6.6	0.0	0.5
Secondary products and miscellaneous receipts.....		327331-SM						
Miscellaneous receipts.....		327331-M	4.4	0.0	0.0	1.5	0.0	1.4
Secondary products.....		327331-S	20.2	2.0	1.2	2.8	0.5	0.5
Concrete pipe manufacturing.....	327332		17.7	2.0	3.2	1.8	0.3	0.8
Primary products.....		327332-P	17.7	2.0	3.2	1.8	0.3	0.8
Concrete pipe.....		327332-0	17.7	2.0	3.2	1.8	0.3	0.8
Concrete storm sewer pipe.....		327332-02	16.8	-1.6	4.2	2.7	0.3	0.9
Concrete pipe, except concrete culvert and storm sewer pipe.....		327332-03	8.2	0.0	2.9	0.0	0.2	0.0
Secondary products and miscellaneous receipts.....		327332-SM1						
Other concrete product manufacturing.....	32739		17.1	0.7	0.3	1.5	0.2	1.1
Other concrete product manufacturing.....	327390		17.1	0.7	0.3	1.5	0.2	1.1
Primary products.....		327390-P	17.4	0.7	0.3	1.4	0.2	1.1
Precast concrete products.....		327390-1	12.9	0.3	0.4	1.6	0.3	1.3
Precast concrete slabs and tile, roof and floor units.....		327390-11	10.7	0.0	0.1	0.1	3.0	0.0
Precast concrete architectural wall panels.....		327390-12	16.5	0.0	0.2	1.9	0.0	0.0
Burial vaults and boxes, precast concrete.....		327390-13	9.7	0.3	0.0	5.0	0.0	0.0
Precast concrete products (excl burial vaults and boxes, slabs and tile, and arch. wall panels).....		327390-14	12.7	0.5	0.6	1.5	0.1	1.8
Prestressed concrete products.....		327390-4	28.7	1.6	0.0	0.2	-0.3	0.1
Prestressed concrete products (excl bridge beams and solid and hollow cored slabs and panels).....		327390-43	18.7	0.1	0.1	0.2	-0.7	0.8
Prestressed concrete bridge beams.....		327390-46	46.5	1.4	-0.2	0.0	-0.4	-0.3
Prestressed concrete solid and hollow cored slabs and panels.....		327390-47	23.7	5.3	0.0	0.9	0.9	-0.6
Secondary products and miscellaneous receipts.....		327390-SM						
Secondary products.....		327390-S	12.1	0.1	0.7	3.7	0.0	0.0
Lime and gypsum product manufacturing.....	3274		17.7	0.5	-0.1	4.0	0.4	0.0
Lime manufacturing.....	32741		37.8	0.7	0.0	14.0	0.6	0.2
Lime manufacturing.....	327410		37.8	0.7	0.0	14.0	0.6	0.2
Primary products.....		327410-P	38.2	0.7	0.0	14.0	0.6	0.2
Lime.....		327410-0	38.2	0.7	0.0	14.0	0.6	0.2
Gypsum product manufacturing.....	32742		9.5	0.3	-0.2	0.0	0.4	-0.1
Gypsum product manufacturing.....	327420		9.5	0.3	-0.2	0.0	0.4	-0.1
Primary products.....		327420-P	9.9	0.4	-0.1	0.0	0.4	-0.1
Gypsum building materials.....		327420-1	11.8	0.4	-0.2	0.0	0.4	-0.1
Other gypsum products.....		327420-5	0.0	0.0	0.0	0.0	0.0	0.0
Secondary products and miscellaneous receipts.....		327420-SM						
Other nonmetallic mineral products.....	3279		10.3	0.4	0.1	1.0	0.8	0.2
Abrasive product manufacturing.....	32791		10.3	1.8	0.3	0.5	0.4	1.0
Abrasive product manufacturing.....	327910		10.3	1.8	0.3	0.5	0.4	1.0

See footnotes at end of table.

Table 12. Producer price index percentage changes for the net output of selected industries and their products, not seasonally adjusted — Continued
 [March 2023]

Title ¹	Industry code	Product code	Unadjusted 12-month percent change ²	Unadjusted 1-month percent change ²				
				Mar. 2022 to Mar. 2023 ^P	Oct. to Nov.	Nov. to Dec. ^P	Dec. to Jan. ^P	Jan. to Feb. ^P
Abrasive product manufacturing - Continued								
Primary products.....		327910-P	11.0	1.8	0.3	0.5	0.4	1.0
Nonmetallic sized grains, powders, and flour abrasives (incl. graded only).....		327910-1	12.0	0.0	0.0	0.0	0.0	0.0
Nonmetallic abrasive products (including diamond abrasives).....		327910-4	13.9	4.1	0.1	0.5	1.0	-0.4
Nonmetallic coated abrasive products and buffing wheels, polishing wheels, and laps.....		327910-7	11.1	2.2	0.0	0.0	0.2	1.8
Secondary products and miscellaneous receipts.....		327910-SM						
Miscellaneous receipts.....		327910-M	9.2	0.0	0.0	0.0	3.4	0.0
All other nonmetallic mineral product mfg.....	32799		10.3	0.0	0.1	1.2	0.9	0.0
Cut stone and stone product manufacturing.....								
Primary products.....	327991		9.0	0.0	0.0	0.0	1.8	0.0
Dressed dimension granite (including gneiss, syenite, diorite, and cut granite).....		327991-P	9.4	0.0	0.0	0.0	1.8	0.0
Dressed dimension limestone (including dolomite, travertine, calcareous, tufa, & cut limestone).....		327991-1	12.3	0.0	0.0	0.0	3.1	0.0
Dressed dimension marble and other stone.....		327991-4	—	0.0	0.0	—	—	—
Secondary products and miscellaneous receipts.....		327991-7	5.6	0.0	0.0	0.0	0.2	0.0
Secondary products.....		327991-SM						
Secondary products.....		327991-S	—	—	—	—	0.0	—
Ground or treated mineral and earth manufacturing.....								
Primary products.....	327992		11.0	-0.4	0.4	1.6	0.0	-0.3
Ground or treated minerals and earths.....		327992-P	11.4	-0.4	0.4	1.6	-0.1	-0.2
Treated lightweight aggregate and crushed slag, minerals and earths.....		327992-0	11.4	-0.4	0.4	1.6	-0.1	-0.2
Other minerals or earths, treated.....		327992-04	10.8	0.0	0.0	3.6	0.0	0.0
Secondary products and miscellaneous receipts.....		327992-06	5.2	0.5	1.0	0.1	0.2	-0.6
Secondary products.....		327992-SM						
Mineral wool manufacturing.....								
Primary products.....	327993		11.7	0.3	0.1	0.5	1.3	0.2
Mineral wool for thermal and acoustical envelope insulation.....		327993-P	11.8	0.3	0.1	0.5	1.3	0.2
Mineral wool for industrial, equipment, and appliance insulation.....		327993-1	10.4	0.4	0.3	-0.4	0.9	0.2
Secondary products and miscellaneous receipts.....		327993-4	14.1	0.1	-0.4	1.8	1.7	0.2
Miscellaneous receipts.....		327993-SM						
Miscellaneous receipts.....		327993-M1	—	1.0	0.0	0.0	—	—
Miscellaneous nonmetallic mineral products manufacturing.....								
Primary products.....	327999		8.9	0.0	0.0	3.3	0.0	0.0
All other nonmetallic mineral products.....		327999-P	9.0	0.0	0.0	3.4	0.0	0.0
Other nonmetallic mineral products.....		327999-0	9.0	0.0	0.0	3.4	0.0	0.0
Secondary products and miscellaneous receipts.....		327999-09	6.4	0.0	0.2	3.8	0.0	0.0
Secondary products.....		327999-SM						
Primary metal mfg.....								
Iron & steel mills & ferroalloy mfg.....	331		-9.5	-1.1	-1.6	-0.4	2.5	0.1
Iron & steel mills & ferroalloy mfg.....	3311		-13.5	-3.4	-3.2	-2.7	5.1	0.6
Iron & steel mills & ferroalloy mfg.....	33111		-13.5	-3.4	-3.2	-2.7	5.1	0.6
Iron and steel mills and ferroalloy mfg.....	331110		-13.5	-3.4	-3.2	-2.7	5.1	0.6
Primary products.....		331110-P	-14.3	-3.5	-3.7	-2.9	4.3	1.5
Steel ingots and semifinished products.....		331110-3	-2.5	-1.5	-3.5	2.3	3.6	3.3
Ferroalloys and related products.....		331110-6	-17.2	-1.5	-4.0	-4.8	-6.1	0.4
Hot rolled steel bars, plates, and structural shapes.....		331110-7	-8.9	-3.1	-2.7	-2.5	-0.3	-0.6
Hot rolled steel bars, plates, and structural shapes, carbon.....		331110-71	-9.8	-2.8	-3.2	-2.3	-0.3	-0.9
Secondary products and miscellaneous receipts.....		331110-SM						
Steel product mfg from purchased steel.....	3312		-12.0	-1.7	-3.2	-0.8	-2.1	0.4
Iron & steel pipe and tube mfg from purchased steel.....	33121		-12.8	-1.0	-3.1	-1.0	-4.6	-0.4
Iron and steel pipe and tube manufacturing from purchased steel.....	331210		-12.8	-1.0	-3.1	-1.0	-4.6	-0.4
Primary products.....		331210-P	-13.6	-1.0	-3.1	-1.0	-4.6	-0.4
Iron and steel pipes and tubes, from purchased iron and steel.....		331210-0	-13.6	-1.0	-3.1	-1.0	-4.6	-0.4
Pipe and tube, carbon.....		331210-02	-17.4	-1.0	-3.1	-1.6	-4.7	-0.1
Pipe and tube, alloy.....		331210-03	-3.2	-1.1	-3.4	-1.6	-8.3	-1.5
Pipe and tube, stainless.....		331210-04	2.9	-1.0	-1.3	2.9	-0.1	-0.9
Secondary products and miscellaneous receipts.....		331210-SM1						
Rolling & drawing of purchased steel.....	33122		-11.8	-2.7	-3.2	-0.6	1.0	1.2
Rolled steel shape mfg.....								
Primary products.....	331221		-18.9	-4.4	-4.7	-1.2	3.3	4.5
Cold rolled steel sheet and strip, made from purchased steel.....		331221-P	-19.5	-5.0	-5.2	-1.3	3.3	4.8
Cold finished steel bars and bar shapes, made from purchased steel.....		331221-1	-30.8	-8.1	-7.4	-2.4	4.3	7.3
Secondary products and miscellaneous receipts.....		331221-3	8.8	0.2	-1.8	0.3	1.8	1.2
Secondary products.....		331221-SM						
Steel wire drawing.....	331222		-4.7	-1.4	-2.1	-0.2	-0.7	-1.3

See footnotes at end of table.

Table 12. Producer price index percentage changes for the net output of selected industries and their products, not seasonally adjusted — Continued
 [March 2023]

Title ¹	Industry code	Product code	Unadjusted 12-month percent change ²	Unadjusted 1-month percent change ²				
			Mar. 2022 to Mar. 2023 ^P	Oct. to Nov.	Nov. to Dec. ^P	Dec. to Jan. ^P	Jan. to Feb. ^P	Feb. to Mar. ^P
Steel wire drawing - Continued								
Primary products.....		331222-P	-5.1	-1.3	-2.2	-0.2	-0.7	-1.3
Steel wire, including galvanized and other coated wire.....		331222-5	1.4	-1.1	-1.4	0.3	-1.4	0.0
Carbon steel wire.....		331222-5A	-4.0	-1.6	-1.9	-0.3	-2.4	-0.8
Stainless steel wire.....		331222-5C	-	0.0	0.0	0.0	-	-
Secondary products and miscellaneous receipts.....		331222-SM	-	-	-	-	-	-
Miscellaneous receipts.....		331222-M	-	-3.0	-0.3	0.0	-3.6	-0.8
Secondary products.....		331222-S	-	0.0	-0.2	-	-	-
Alumina & aluminum production & processing.....	3313		-14.1	-0.2	0.7	3.5	2.0	-0.8
Alumina & aluminum production & processing.....	33131		-14.1	-0.2	0.7	3.5	2.0	-0.8
Secondary smelting and alloying of aluminum.....	331314		-5.0	-1.0	0.6	0.5	2.1	-0.2
Primary products.....		331314-P	-6.4	-1.2	0.4	0.4	2.2	-0.2
Aluminum ingot, including billet, made by secondary smelters.....		331314-2	-7.6	-1.4	0.4	0.5	2.0	-0.2
Aluminum and aluminum-base alloys powders, paste, and flakes.....		331314-5	4.5	0.1	0.0	-0.1	4.4	-0.1
Secondary products and miscellaneous receipts.....		331314-SM	-	-	-	-	-	-
Aluminum sheet, plate, and foil mfg.....	331315		-16.7	-1.3	0.7	3.3	0.9	-0.9
Primary products.....		331315-P	-16.7	-1.3	0.7	3.3	0.9	-0.9
Aluminum sheet, plate, and foil.....		331315-0	-16.7	-1.3	0.7	3.3	0.9	-0.9
Other aluminum rolling, drawing, and extruding.....	331318		-10.5	-1.0	1.3	4.9	3.5	-0.4
Primary products.....		331318-P	-11.2	-1.1	1.4	4.9	3.6	-0.4
Extruded aluminum rod, bar, and other extruded shapes.....		331318-1	-11.1	-1.1	1.4	4.7	3.5	-0.4
Extruded and drawn aluminum tube.....		331318-3	-11.0	-1.3	1.5	8.4	4.5	-1.1
Secondary products and miscellaneous receipts.....		331318-SM	-	-	-	-	-	-
Nonferrous (exc alum) production & processing.....	3314		-4.8	4.9	1.1	2.3	1.1	-0.7
Nonferrous metal (except aluminum) smelting and refining.....	33141		-16.3	5.0	2.6	3.5	-0.5	-3.1
Nonferrous metal (except aluminum) smelting and refining.....	331410		-16.3	5.0	2.6	3.5	-0.5	-3.1
Primary products.....		331410-P	-16.1	4.9	2.5	3.6	-0.5	-3.2
Primary smelting and refining of copper.....		331410-1	-	5.2	1.4	2.3	-	-
Secondary products and miscellaneous receipts.....		331410-SM1	-	-	-	-	-	-
Copper rolling/drawing/extruding & alloying.....	33142		-4.6	5.2	0.8	3.3	2.4	-0.6
Copper rolling, drawing, extruding, and alloying.....	331420		-4.6	5.2	0.8	3.3	2.4	-0.6
Primary products.....		331420-P	-4.8	5.7	0.8	3.3	2.5	-0.6
Copper wire and cable.....		331420-A	-5.1	2.7	1.3	4.6	3.3	-1.4
Copper and copper alloy mill shapes, except wire and cable.....		331420-B	-	-	-	2.2	2.0	0.1
Copper and copper alloy sheet, strip, and plate.....		331420-B1	-	7.2	1.0	-	-	-
Copper and copper alloy rod, bar, and shapes.....		331420-B5	-	7.7	1.3	2.1	1.3	-
Secondary smelting, refining, and alloying of copper.....		331420-8	-	2.5	-2.7	2.4	1.2	-
Secondary products and miscellaneous receipts.....		331420-SM	-	-	-	-	-	-
Other nonferrous roll/draw/extruding/alloying.....	33149		0.2	4.4	0.8	0.3	0.0	0.2
Nonferrous metal (except copper and aluminum) rolling, drawing, and extruding.....	331491		10.0	-0.7	0.6	2.1	1.2	0.8
Primary products.....		331491-P	10.2	-0.5	0.6	2.1	1.1	0.8
All other nonferrous metal mill shapes.....		331491-D	1.3	0.3	0.3	2.8	2.6	-1.6
Nickel and nickel-base alloy mill shapes.....		331491-2	14.6	-1.6	-0.1	0.8	2.5	0.4
Titanium and titanium-base alloy mill shapes.....		331491-3	18.5	0.0	2.1	1.3	0.0	2.8
Secondary products and miscellaneous receipts.....		331491-SM	-	-	-	-	-	-
Secondary products.....		331491-S	2.1	0.0	0.4	-1.7	1.8	2.2
Secondary smelting, refining, and alloying of nonferrous metal (except copper and aluminum).....	331492		-5.3	7.1	0.9	-1.1	-0.9	-0.3
Primary products.....		331492-P	-5.6	7.7	1.0	-1.1	-1.0	-0.3
Secondary products and miscellaneous receipts.....		331492-SM	-	-	-	-	-	-
Foundries.....	3315		8.0	0.7	0.0	0.7	0.6	-0.1
Ferrous metal foundries.....	33151		8.3	0.2	0.0	1.0	0.5	-0.2
Iron foundries.....	331511		6.2	0.3	-0.3	-0.2	0.7	-0.3
Primary products.....		331511-P	5.8	0.3	-0.3	-0.3	0.7	-0.3
Ductile iron pressure pipe and fittings.....		331511-1	8.4	1.9	-0.9	-0.8	0.9	0.4
Other ductile iron castings.....		331511-3	4.1	0.0	-0.1	-0.1	0.6	-0.1
Other ductile iron castings for automotive uses.....		331511-31	2.7	-0.1	-0.2	0.2	1.6	-0.5
Other ductile iron castings for all other uses.....		331511-32	5.3	0.1	-0.1	-0.3	0.1	0.2
Other gray iron castings.....		331511-9	3.7	0.0	-1.3	-0.1	0.9	-1.2
Secondary products and miscellaneous receipts.....		331511-SM	-	-	-	-	-	-

See footnotes at end of table.

Table 12. Producer price index percentage changes for the net output of selected industries and their products, not seasonally adjusted — Continued
 [March 2023]

Title ¹	Industry code	Product code	Unadjusted 12-month percent change ²	Unadjusted 1-month percent change ²				
			Mar. 2022 to Mar. 2023 ^P	Oct. to Nov.	Nov. to Dec. ^P	Dec. to Jan. ^P	Jan. to Feb. ^P	Feb. to Mar. ^P
Iron foundries - Continued								
Steel investment foundries.....	331512		8.9	0.0	0.0	2.1	0.5	0.0
Primary products.....		331512-P	8.9	0.0	0.0	2.1	0.5	0.0
Steel investment castings.....		331512-0	8.9	0.0	0.0	2.1	0.5	0.0
Secondary products and miscellaneous receipts.....		331512-SM						
Secondary products.....		331512-S	5.8	0.8	0.0	1.1	0.0	0.0
Steel foundries, except investment.....	331513		13.5	0.1	1.0	3.3	0.1	0.0
Primary products.....		331513-P	13.0	0.1	1.1	3.3	0.1	0.0
Carbon steel castings, except investment.....		331513-1	10.7	0.3	2.5	0.3	0.5	0.0
Alloy steel castings, excluding investment.....		331513-4	13.5	0.0	0.0	4.4	0.0	0.0
High alloy steel castings, except investment.....		331513-41	—	0.0	0.0	6.8	—	—
Other alloy steel castings, except investment.....		331513-43	9.3	0.0	0.0	0.2	0.0	0.1
Secondary products and miscellaneous receipts.....		331513-SM						
Nonferrous metal foundries.....	33152		7.5	1.4	0.0	0.4	0.8	-0.1
Nonferrous metal die-casting foundries.....	331523		7.0	1.5	-0.1	-0.2	0.6	-0.8
Primary products.....		331523-P	7.1	1.6	-0.1	-0.2	0.6	-0.8
Aluminum die-castings.....		331523-1	4.4	2.3	-0.2	-0.6	0.8	-1.0
Nonferrous (except aluminum) die-castings.....		331523-3	14.9	-0.3	0.1	1.1	0.1	0.0
Secondary products and miscellaneous receipts.....		331523-SM						
Secondary products.....		331523-S	7.0	-0.1	-0.6	-0.5	0.0	0.4
Aluminum foundries, except die-casting.....	331524		12.2	1.3	0.4	0.8	0.2	1.4
Primary products.....		331524-P	12.2	1.5	0.5	0.8	0.1	0.9
Aluminum castings, excluding die-castings.....		331524-0	12.2	1.5	0.5	0.8	0.1	0.9
Secondary products and miscellaneous receipts.....		331524-SM						
Secondary products.....		331524-S1	12.1	0.0	0.0	0.7	0.4	4.2
Other nonferrous metal foundries, except die-casting.....	331529		2.6	1.2	-0.1	1.5	2.1	-0.1
Primary products.....		331529-P	3.7	0.9	-0.3	1.6	2.2	-0.1
Copper foundries (excluding die-casting).....		331529-5	0.0	1.4	-0.4	1.6	1.0	-0.1
Secondary products and miscellaneous receipts.....		331529-SM						
Fabricated metal product mfg.....	332		5.6	-0.2	-0.1	0.4	0.5	0.7
Forging & stamping.....	3321		-6.6	-2.4	-0.7	0.9	1.2	0.3
Forging & stamping.....	33211		-6.6	-2.4	-0.7	0.9	1.2	0.3
Iron and steel forging.....	332111		2.5	-0.6	-0.6	2.5	0.9	0.3
Primary products.....		332111-P	2.6	-0.7	-0.6	2.6	1.0	0.3
Hot impression die impact, press and upset steel forgings.....		332111-1	5.3	-0.8	-1.6	2.8	1.1	0.4
Hot impression die impact, press and upset carbon steel forgings.....		332111-11	4.8	-0.5	-3.8	2.5	1.7	0.0
Hot impression die impact, press and upset alloy steel forgings.....		332111-12	4.6	-1.4	0.5	2.0	0.8	0.8
Secondary products and miscellaneous receipts.....		332111-SM						
Nonferrous forging.....	332112		6.8	0.3	0.1	-1.0	2.4	-0.2
Primary products.....		332112-P	7.7	0.3	0.1	-1.1	2.3	0.0
Hot impression die impact, press and upset nonferrous forgings.....		332112-4	8.4	0.3	0.1	-1.2	2.6	0.0
Hot impression die impact, press, and upset aluminum and aluminum alloy forgings.....		332112-41	0.8	0.3	0.1	-2.3	0.0	0.0
Hot impression die impact, press, and upset titanium and titanium alloy forgings.....		332112-42	21.0	0.0	0.0	0.6	8.2	0.0
Other nonferrous hot impression die impact, press, and upset forgings.....		332112-43	16.1	1.3	0.0	1.5	3.3	0.0
Secondary products and miscellaneous receipts.....		332112-SM						
Custom roll forming.....	332114		-21.2	-4.7	-2.1	0.0	0.0	0.2
Primary products.....		332114-P	-23.2	-5.2	-2.4	-0.1	0.0	0.2
Custom roll formed products (steel, aluminum and other metal).....		332114-0	-23.2	-5.2	-2.4	-0.1	0.0	0.2
Secondary products and miscellaneous receipts.....		332114-SM						
Powder metallurgy part mfg.....	332117		—	-0.3	0.0	-0.1	0.0	—
Primary products.....		332117-P	—	-0.3	0.0	-0.1	0.0	—
Powder metallurgy parts.....		332117-0	—	-0.3	0.0	-0.1	0.0	—
Other metal stamping, except automotive.....	332119		-2.3	-2.5	0.1	1.3	2.2	0.6
Primary products.....		332119-P	-1.5	-2.7	0.1	0.4	2.5	0.1
Metal job stampings, except automotive.....		332119-3	-2.6	-3.4	0.1	0.9	1.2	0.1
Motor and generator metal job stamping.....		332119-32	-8.4	0.0	0.0	-3.3	0.0	3.7
Other metal job stampings.....		332119-33	5.3	-0.1	0.2	1.9	-0.1	0.0
Secondary products and miscellaneous receipts.....		332119-SM						
Cutlery & handtool mfg.....	3322		4.9	-0.3	0.5	0.5	0.6	0.5

See footnotes at end of table.

Table 12. Producer price index percentage changes for the net output of selected industries and their products, not seasonally adjusted — Continued
 [March 2023]

Title ¹	Industry code	Product code	Unadjusted 12-month percent change ²	Unadjusted 1-month percent change ²				
				Mar. 2022 to Mar. 2023 ^P	Oct. to Nov.	Nov. to Dec. ^P	Dec. to Jan. ^P	Jan. to Feb. ^P
Cutlery & handtool mfg - Continued								
Cutlery & handtool mfg.....	33221		4.9	-0.3	0.5	0.5	0.6	0.5
Metal cookware, cutlery, and flatware mfg.....	332215		3.6	0.0	1.0	-1.2	0.6	1.5
Primary products.....		332215-P	4.2	-0.1	1.1	-1.2	0.7	1.5
Cutlery, scissors, shears, trimmers, and snips.....		332215-2	7.1	-0.4	7.3	-5.5	0.0	0.2
Secondary products and miscellaneous receipts.....		332215-SM						
Miscellaneous receipts.....		332215-M	-3.8	0.0	0.0	-0.7	0.0	0.0
Secondary products.....		332215-S	1.8	0.0	0.0	0.0	0.0	0.0
Saw blade, handsaw, and hand and edge tool mfg.....	332216		5.5	-0.4	0.1	1.4	0.5	0.1
Primary products.....		332216-P	5.3	-0.6	0.2	1.5	0.6	0.1
Saw blades and handsaws.....		332216-C	-	0.0	0.0	-	-	-
Edge tools, hand-operated.....		332216-4	6.8	0.0	0.0	0.0	2.3	0.0
All other miscellaneous hand tools, except handsaws.....		332216-7	0.3	-2.4	0.0	0.8	1.0	0.0
Secondary products and miscellaneous receipts.....		332216-SM						
Miscellaneous receipts.....		332216-M	5.7	0.0	0.0	0.0	0.0	0.0
Secondary products.....		332216-S	6.3	2.0	0.0	0.4	0.0	0.0
Architectural & structural metals mfg.....	3323		4.6	-0.8	-0.2	0.1	0.4	1.4
Plate work & fabricated structural prod mfg.....	33231		5.2	-0.6	-0.4	0.3	0.5	2.6
Prefabricated metal buildings and components mfg.....	332311		2.6	-0.4	-1.6	0.2	0.4	5.0
Primary products.....		332311-P	2.1	-0.1	-1.5	0.1	0.6	5.1
Prefabricated metal bldg & component systems (excl. farm service bldgs, resid. bldgs, & parts).....		332311-1	4.3	0.0	-0.6	0.0	0.7	7.0
Other prefabricated and portable metal buildings and parts.....		332311-3	-3.8	-0.4	-3.7	0.4	0.1	-0.1
Secondary products and miscellaneous receipts.....		332311-SM						
Fabricated structural metal mfg.....	332312		6.5	-0.6	0.0	0.4	0.6	2.6
Primary products.....		332312-P	4.1	-0.6	0.0	0.5	0.4	2.6
Fabricated structural metal bar joists and concrete reinforcing bars.....		332312-1	6.1	-0.9	0.2	1.0	0.8	5.2
Fabricated structural iron and steel for industrial buildings metal bar joists, short span.....		332312-11	0.8	-1.2	-1.4	-0.7	0.9	2.0
Fabricated structural iron & steel for commercial, residential, institutional, & public bldgs.....		332312-12	7.5	-0.8	0.5	1.4	0.8	6.0
Other fabricated structural metal.....		332312-5	4.7	-0.4	-0.1	-0.1	0.7	0.8
Fabricated structural metal for bridges.....		332312-6	-5.6	0.2	-1.1	3.1	-6.8	-1.5
Secondary products and miscellaneous receipts.....		332312-SM						
Miscellaneous receipts.....		332312-M1	-	-0.1	-	-	-	-
Plate work mfg.....	332313		-0.3	-0.9	-0.6	0.0	-0.1	0.0
Primary products.....		332313-P	-0.5	-0.9	-0.6	0.0	0.0	-0.2
Fabricated plate work (stacks and weldments).....		332313-0	-0.5	-0.9	-0.6	0.0	0.0	-0.2
Secondary products and miscellaneous receipts.....		332313-SM1						
Ornamental & architectural metal prod mfg.....	33232		4.1	-1.0	-0.1	-0.1	0.2	0.1
Metal window and door mfg.....	332321		3.3	0.1	0.0	0.0	0.8	0.0
Primary products.....		332321-P	3.7	0.1	0.0	0.0	0.7	0.0
Metal molding and trim and store fronts.....		332321-B	-7.3	0.0	0.0	0.0	0.0	0.0
Metal windows (except storm sash).....		332321-D	9.1	0.0	0.0	0.0	0.0	0.1
Metal doors (except storm doors).....		332321-1	4.2	0.2	0.0	0.0	0.4	0.0
Metal window and door screens (except combination screens) and metal weather strip.....		332321-9	0.6	0.0	0.0	0.0	0.0	0.0
Secondary products and miscellaneous receipts.....		332321-SM						
Secondary products.....		332321-S	2.3	-0.1	0.0	0.2	2.3	0.1
Sheet metal work mfg.....	332322		4.6	-1.0	-0.1	-0.5	0.1	0.3
Primary products.....		332322-P	3.2	-1.1	-0.1	-0.5	-0.4	0.3
Sheet metal electronic enclosures.....		332322-C	6.4	0.0	0.0	0.1	0.0	0.3
Steel sheet metal computer & peripheral equipment enclosures.....		332322-C1	1.0	-0.1	0.1	0.0	0.0	0.4
Aluminum sheet metal computer & peripheral equipment enclosures.....		332322-C2	8.1	-0.1	0.0	0.0	0.0	0.0
Other sheet metal electronic enclosures (excluding computers).....		332322-C3	8.8	0.1	0.0	0.2	-0.1	0.2
Other sheet metal work.....		332322-G	5.9	-0.7	-0.2	-0.1	0.0	-0.1
Aluminum and other sheet metal work.....		332322-G3	2.6	-1.2	-0.3	-0.2	0.1	-0.1
Sheet metal air-conditioning ducts and stove pipe.....		332322-1	3.1	0.0	0.0	0.6	0.0	-1.0
Sheet metal roofing and roof drainage equipment.....		332322-7	1.9	-3.8	0.3	-0.5	-1.1	2.1
Secondary products and miscellaneous receipts.....		332322-SM						
Secondary products.....		332322-S	11.8	-0.6	-0.3	0.2	0.5	0.1
Ornamental and architectural metal work mfg.....	332323		3.9	-2.8	0.0	0.5	-0.1	-0.2

See footnotes at end of table.

Table 12. Producer price index percentage changes for the net output of selected industries and their products, not seasonally adjusted — Continued
 [March 2023]

Title ¹	Industry code	Product code	Unadjusted 12-month percent change ²	Unadjusted 1-month percent change ²				
				Mar. 2022 to Mar. 2023 ^P	Oct. to Nov.	Nov. to Dec. ^P	Dec. to Jan. ^P	Jan. to Feb. ^P
Ornamental and architectural metal work mfg - Continued								
Primary products.....		332323-P	4.1	-2.9	0.0	0.5	-0.1	-0.2
Open metal flooring, grating, and studs.....		332323-6	—	—	—	—	—	—
Ornamental and architectural metal work.....		332323-8	1.4	-1.3	0.0	0.0	-0.2	-0.6
Iron, steel, and aluminum stairs, staircases, and fire escapes.....		332323-81	—	-1.6	0.0	-0.1	-0.2	—
Steel and aluminum fences, gates (not wire), and railings and window guards...		332323-82	2.8	-0.5	0.0	0.0	0.0	-2.9
Other architectural and ornamental work.....		332323-9	8.4	-7.1	0.0	0.0	0.0	0.2
Other aluminum and metal architectural and ornamental work.....		332323-91	21.4	0.0	0.0	0.0	0.0	0.2
Other iron and steel architectural and ornamental work.....		332323-92	—	-10.6	0.0	0.0	0.0	—
Metal stalls and corrals.....		332323-94	—	—	0.0	0.0	0.0	—
Secondary products and miscellaneous receipts.....		332323-SM						
Secondary products.....		332323-S	-2.8	-0.5	-0.5	-0.3	-0.9	-0.1
Boiler, tank & shipping container mfg.....	3324		5.9	-0.2	0.0	-0.7	-0.2	0.1
Power boiler & heat exchanger mfg.....	33241		12.4	0.3	0.3	0.7	0.0	0.2
Power boiler and heat exchanger mfg.....	332410		12.4	0.3	0.3	0.7	0.0	0.2
Primary products.....		332410-P	13.1	0.2	0.4	0.7	0.0	0.2
Fabricated heat exchangers and steam condensers (excluding nuclear applications).....		332410-1	12.8	0.3	0.5	0.4	0.0	0.0
Steel power boilers (stationary and marine), parts and attachments (excl. nuclear applications).....		332410-6	—	—	—	—	—	—
Secondary products and miscellaneous receipts.....		332410-SM						
Secondary products.....		332410-S	—	3.0	0.2	0.3	0.0	—
Metal tank (heavy gauge) mfg.....	33242		7.0	-0.3	-0.3	0.6	0.0	0.1
Metal tanks, heavy gauge, mfg.....	332420		7.0	-0.3	-0.3	0.6	0.0	0.1
Primary products.....		332420-P	7.3	-0.2	-0.2	0.8	0.0	0.1
Metal tanks, heavy gauge.....		332420-0	7.3	-0.2	-0.2	0.8	0.0	0.1
Secondary products and miscellaneous receipts.....		332420-SM						
Secondary products.....		332420-S	4.2	-1.3	-1.4	-1.1	-0.1	0.0
Light gauge metal container mfg.....	33243		2.8	-0.4	0.1	-2.0	-0.4	0.1
Metal can mfg.....	332431		5.8	0.0	0.1	-1.7	0.0	0.1
Primary products.....		332431-P	6.2	0.0	0.0	-1.7	0.0	0.0
Steel cans and tinware products.....		332431-1	18.7	0.0	0.0	0.6	0.0	0.0
Aluminum cans (including lids, ends, and parts shipped separately).....		332431-3	—	0.0	0.0	-3.2	0.0	—
Secondary products and miscellaneous receipts.....		332431-SM						
Secondary products.....		332431-S	—	-0.2	-0.3	—	—	—
Other metal container mfg.....	332439		-6.0	-1.6	0.0	-3.0	-1.9	0.4
Primary products.....		332439-P	—	—	—	—	-2.1	-0.2
Steel shipping barrels & drums, exc. beer barrels (more than 12-gallon capacity)...		332439-3	-17.8	-7.0	0.2	-4.2	-5.3	0.0
All other metal containers.....		332439-6	2.1	0.0	0.0	-1.9	0.0	-0.3
Secondary products and miscellaneous receipts.....		332439-SM						
Secondary products.....		332439-S	-3.8	0.0	0.0	-9.8	0.0	5.0
Hardware mfg.....	3325		3.9	0.6	0.8	0.8	-0.7	0.1
Hardware mfg.....	33251		3.9	0.6	0.8	0.8	-0.7	0.1
Hardware mfg.....	332510		3.9	0.6	0.8	0.8	-0.7	0.1
Primary products.....		332510-P	4.1	0.5	1.0	0.8	-0.8	0.2
All other miscellaneous hardware.....		332510-A	3.3	0.0	0.0	0.1	2.6	0.0
Furniture hardware (excluding cabinet hardware).....		332510-2	1.4	-0.5	0.0	-1.2	-0.2	-0.5
Builders' hardware, including fabricated metal safe and vault locks, & cabinet hardware.....		332510-4	4.0	0.1	2.1	0.0	-2.5	0.0
Motor vehicle hardware (lock units, door & window handles, window regulators, hinges, etc.).....		332510-6	4.0	3.2	0.0	1.7	0.0	0.0
Other transportation equipment hardware, incl. marine & aircraft (excl. motor vehicle hardware).....		332510-7	—	-3.5	0.0	—	—	—
Secondary products and miscellaneous receipts.....		332510-SM						
Miscellaneous receipts.....		332510-M	1.5	0.2	0.4	2.0	2.2	-4.5
Secondary products.....		332510-S	3.2	3.2	-1.0	0.0	0.0	0.0
Spring & wire product mfg.....	3326		21.9	8.0	-0.1	-2.3	-0.7	0.8
Spring & wire product mfg.....	33261		21.9	8.0	-0.1	-2.3	-0.7	0.8
Spring mfg.....	332613		43.1	18.9	-0.3	-0.1	-0.5	1.3
Primary products.....		332613-P	46.6	20.3	-0.3	-0.1	-0.6	1.4
Cold formed steel springs, except wire.....		332613-3	72.0	71.7	-0.1	0.1	0.0	0.3
Precision mechanical wire springs.....		332613-5	25.1	0.2	0.1	0.6	-0.3	7.0

See footnotes at end of table.

Table 12. Producer price index percentage changes for the net output of selected industries and their products, not seasonally adjusted — Continued
 [March 2023]

Title ¹	Industry code	Product code	Unadjusted 12-month percent change ²	Unadjusted 1-month percent change ²					
				Mar. 2022 to Mar. 2023 ^P	Oct. to Nov.	Nov. to Dec. ^P	Dec. to Jan. ^P	Jan. to Feb. ^P	Feb. to Mar. ^P
Spring mfg - Continued									
Precision mechanical extension- and torsion-type wire springs.....		332613-51	11.2	-1.0	-0.3	-0.1	-0.6	-0.4	
Precision mechanical compression-type wire springs.....		332613-52	34.3	0.8	0.2	1.0	0.0	12.1	
Secondary products and miscellaneous receipts.....		332613-SM							
Secondary products.....		332613-S	4.4	0.0	0.0	2.2	0.0	0.1	
Other fabricated wire product mfg.....	332618		6.3	-0.6	0.1	-4.2	-0.9	0.3	
Primary products.....		332618-P	8.2	-0.6	0.2	-0.2	-1.0	0.3	
Other ferrous wire products, excluding springs, made from purchased wire.....		332618-B	19.7	-0.8	0.2	0.0	0.0	1.8	
Other fabricated wire products, made from purchased wire.....		332618-2	6.5	0.0	0.0	0.0	-2.2	0.0	
Ferrous wire cloth and other ferrous woven wire products, made from purchased wire.....		332618-3	10.0	0.0	0.0	0.0	0.8	0.0	
Steel fencing and fence gates, made from purchased wire.....		332618-7	-4.4	-4.3	1.3	-2.4	0.4	-0.5	
Steel nails, staples, tacks, spikes, and brads, made from purchased wire.....		332618-9	6.0	0.0	0.3	-0.4	0.1	-0.2	
Secondary products and miscellaneous receipts.....		332618-SM							
Secondary products.....		332618-S	6.9	0.8	-0.1	2.0	0.1	0.6	
Mach shops, turn prod, screw, nut, bolt mfg.....	3327		10.3	0.1	0.0	0.1	1.8	0.2	
Machine shops.....	33271		7.2	0.3	-0.1	0.0	0.5	0.1	
Machine shops.....	332710		7.2	0.3	-0.1	0.0	0.5	0.1	
Primary products.....		332710-P	7.4	0.3	-0.1	0.0	0.5	0.1	
Machine shop job work and job order repairs.....		332710-0	7.4	0.3	-0.1	0.0	0.5	0.1	
Secondary products and miscellaneous receipts.....		332710-SM							
Turned product & screw, nut & bolt mfg.....	33272		13.8	-0.1	0.1	0.2	3.3	0.4	
Precision turned product mfg.....	332721		14.1	0.2	0.0	0.1	4.9	0.0	
Primary products.....		332721-P	14.8	0.2	0.0	0.1	5.5	0.0	
Precision turned products, automotive.....		332721-1	8.0	0.0	0.0	0.0	8.5	0.0	
Precision turned products, except automotive.....		332721-3	16.5	0.3	0.0	0.1	4.5	0.0	
Secondary products and miscellaneous receipts.....		332721-SM							
Bolt, nut, screw, rivet, and washer mfg.....	332722		13.2	-0.5	0.1	0.5	0.8	0.9	
Primary products.....		332722-P	13.4	-0.6	0.1	0.4	0.8	1.0	
Nonthreaded metal fasteners (except aircraft types).....		332722-B	7.9	-1.8	0.0	2.3	-0.9	0.0	
Aircraft fasteners, except plastics (including aerospace).....		332722-1	24.3	-1.9	0.0	0.0	0.0	0.0	
Externally threaded metal fasteners (except aircraft types).....		332722-3	11.7	0.2	-0.1	0.4	2.1	2.3	
Hex bolts, including heavy, tap-and-joint (excluding high-strength structural & aircraft types).....		332722-3122	1.9	-2.1	0.1	1.9	0.0	-0.7	
Other metal bolts, including square, round, plow, high-strength structural, & bent bolts.....		332722-3133	20.6	0.5	0.0	-1.0	4.3	5.8	
Cap, set, machine, lag, flange, and self-locking screws (except aircraft types) ..		332722-3144	12.4	0.1	-0.2	4.5	1.7	0.1	
Internally threaded fasteners (except aircraft types).....		332722-5	5.6	0.5	2.0	0.2	0.0	-0.6	
Secondary products and miscellaneous receipts.....		332722-SM							
Miscellaneous receipts.....		332722-M	29.3	-0.1	0.0	5.8	-0.1	0.2	
Coating/engrave/heat treating & other activity.....	3328		7.4	-0.1	-0.6	2.6	0.0	0.3	
Coating/engrave/heat treating & other activity.....	33281		7.4	-0.1	-0.6	2.6	0.0	0.3	
Metal heat treating.....	332811		16.9	0.0	0.0	2.4	0.6	2.3	
Primary products.....		332811-P	12.6	0.0	0.0	2.4	0.6	2.3	
Heat treating of metal for the trade (pickling, annealing, etc.).....		332811-0	12.6	0.0	0.0	2.4	0.6	2.3	
Secondary products and miscellaneous receipts.....		332811-SM							
Metal coating and nonprecious engraving.....	332812		1.6	0.0	-1.2	2.0	-0.3	-0.5	
Primary products.....		332812-P	1.7	0.0	-1.2	2.2	-0.3	-0.5	
Metal coating, engraving, and allied services.....		332812-0	1.7	0.0	-1.2	2.2	-0.3	-0.5	
Secondary products and miscellaneous receipts.....		332812-SM							
Electroplating, anodizing and coloring metal.....	332813		10.1	-0.2	0.0	3.8	0.0	0.1	
Primary products.....		332813-P	10.0	-0.2	0.0	3.9	0.0	0.0	
Electroplating, plating, polishing, anodizing and coloring metal.....		332813-0	10.0	-0.2	0.0	3.9	0.0	0.0	
Secondary products and miscellaneous receipts.....		332813-SM							
Other fabricated metal product mfg.....	3329		6.5	0.2	0.0	1.0	0.1	0.7	
Metal valve mfg.....	33291		9.6	0.7	0.0	1.6	0.4	0.0	
Industrial valve mfg.....	332911		11.4	1.4	0.0	0.7	0.0	0.7	
Primary products.....		332911-P	11.6	1.3	0.0	0.7	0.0	0.6	
Automatic regulating and control valves and parts (except nuclear), power operated.....		332911-F	8.4	0.2	0.0	0.0	0.0	0.0	

See footnotes at end of table.

Table 12. Producer price index percentage changes for the net output of selected industries and their products, not seasonally adjusted — Continued
 [March 2023]

Title ¹	Industry code	Product code	Unadjusted 12-month percent change ²	Unadjusted 1-month percent change ²				
				Mar. 2022 to Mar. 2023 ^P	Oct. to Nov.	Nov. to Dec. ^P	Dec. to Jan. ^P	Jan. to Feb. ^P
Industrial valve mfg - Continued								
Industrial valves for water works and municipal equipment (IBBM, AWWA, and UL).....		332911-N	-	1.3	0.0	0.4	0.0	0.0
Industrial ball valves (all metals, pressures, and types), incl. manual & power operated.....		332911-Q	-	2.5	0.0	-	-	-
Industrial butterfly valves (all metals, pressures, and types), incl. manual & power operated.....		332911-R	16.0	2.3	0.0	1.8	0.0	3.7
All other miscellaneous industrial valves.....		332911-X	10.8	0.3	0.0	0.5	0.0	0.5
Gates, globes, angles and other industrial valves.....		332911-1	9.2	0.0	0.0	2.3	0.0	0.9
Secondary products and miscellaneous receipts.....		332911-SM						
Miscellaneous receipts.....		332911-M	8.5	1.9	0.0	0.3	0.0	0.0
Secondary products.....		332911-S	10.6	2.5	0.0	0.3	0.5	1.6
Fluid power valve and hose fitting mfg.....	332912		8.3	0.3	0.0	3.1	0.2	0.1
Primary products.....		332912-P	8.9	0.1	0.2	3.0	0.2	0.1
Nonaerospace type hydraulic and pneumatic assemblies of hose.....		332912-N	10.3	0.0	0.0	3.1	1.0	-0.1
Nonaerospace type flared (metal) fittings, couplings and assemblies.....		332912-T	10.2	0.0	0.0	0.9	0.1	0.0
Nonaerospace type flareless fittings and couplings (incl. nonmetal fittings).....		332912-U	5.2	0.0	0.0	0.8	0.9	0.0
Aerospace type hydraulic fluid power valves.....		332912-1	0.7	0.4	-0.3	-0.1	0.0	0.0
Nonaerospace type hydraulic directional control valves.....		332912-5	-	0.6	1.6	0.2	0.0	-
Nonaerospace type hydraulic valves, except directional control.....		332912-7	8.9	0.0	0.0	0.0	0.0	0.2
Nonaerospace type pneumatic directional control valves.....		332912-9	5.4	0.4	0.5	1.3	0.0	1.4
Secondary products and miscellaneous receipts.....		332912-SM						
Miscellaneous receipts.....		332912-M	-	0.0	0.0	-	-	-
Secondary products.....		332912-S1	-	-	-	-	-	-
Plumbing fixture fitting and trim mfg.....	332913		5.4	0.0	0.0	1.5	0.0	0.0
Primary products.....		332913-P	2.9	0.0	0.0	1.6	0.0	0.0
Miscellaneous metal and nonmetal plumbing fixtures, fittings, and trim.....		332913-6	-1.5	0.0	0.0	0.3	0.0	0.0
Metal and nonmetal lavatory and sink fittings, excluding single control.....		332913-7	7.0	0.0	0.0	3.1	0.0	0.0
Secondary products and miscellaneous receipts.....		332913-SM						
Other metal valve and pipe fitting mfg.....	332919		10.7	0.0	0.0	0.7	2.5	-2.2
Primary products.....		332919-P	11.2	0.1	0.0	0.7	2.7	-2.4
Plumbing and heating valves and specialties, except plumbers' brass goods.....		332919-1	5.5	0.0	0.0	4.5	0.0	0.0
Metal fittings, flanges, and unions for pipe fittings.....		332919-4	12.4	0.1	0.0	0.2	3.1	-2.7
Secondary products and miscellaneous receipts.....		332919-SM						
Secondary products.....		332919-S	5.4	0.0	0.0	0.5	0.0	0.0
All other fabricated metal product mfg.....	33299		3.9	-0.3	0.0	0.5	-0.1	1.5
Ball and roller bearing mfg.....	332991		7.5	0.5	0.0	0.1	0.0	2.0
Primary products.....		332991-P	6.6	0.5	0.0	0.1	-0.1	2.0
Ball bearings, complete, unmounted.....		332991-1	5.0	1.0	0.3	0.0	0.0	1.5
Tapered roller bearings (including cups & cones), unmounted.....		332991-3	11.6	0.0	0.0	0.0	0.0	4.0
Other roller bearings, unmounted.....		332991-5	4.7	0.0	0.0	0.5	0.0	0.0
Mounted bearings (excluding plain).....		332991-7	6.7	2.2	-0.9	0.5	0.0	0.5
Parts and components for ball and roller bearings (including balls and rollers) sold separately.....		332991-9	0.0	-0.3	0.4	-0.7	-1.3	1.8
Secondary products and miscellaneous receipts.....		332991-SM						
Secondary products.....		332991-S	-	0.0	0.0	0.0	0.0	0.0
Small arms ammunition mfg.....	332992		3.0	0.0	0.0	1.7	0.0	0.0
Primary products.....		332992-P	3.9	0.1	0.0	2.1	0.0	0.0
Small arms ammunition.....		332992-0	-	0.1	0.0	-	-	-
Secondary products and miscellaneous receipts.....		332992-SM						
Secondary products.....		332992-S	-	0.0	0.0	-	-	-
Ammunition, except small arms, manufacturing.....	332993		4.5	0.4	0.1	-0.2	0.9	0.4
Primary products.....		332993-P	7.0	0.0	0.0	-0.4	0.0	1.1
Ammunition (excluding small arms), more than 30 mm (1.18 in.).....		332993-0	7.0	0.0	0.0	-0.4	0.0	1.1
Secondary products and miscellaneous receipts.....		332993-SM1						
Fabricated pipe and pipe fitting mfg.....	332996		6.5	-0.9	-0.3	0.3	1.0	4.9
Primary products.....		332996-P	5.8	-1.0	-0.3	0.0	1.3	5.8
Fabricated pipe and pipe fittings made from purchased pipe.....		332996-0	5.8	-1.0	-0.3	0.0	1.3	5.8
Secondary products and miscellaneous receipts.....		332996-SM						
Miscellaneous fabricated metal product mfg.....	332999		2.5	-0.5	0.1	0.7	-0.9	0.8
Primary products.....		332999-P	1.4	-0.6	0.1	0.8	-0.9	0.8
All other miscellaneous fabricated metal products.....		332999-N	1.3	-0.6	0.1	0.8	-0.9	0.8
Secondary products and miscellaneous receipts.....		332999-SM						

See footnotes at end of table.

Table 12. Producer price index percentage changes for the net output of selected industries and their products, not seasonally adjusted — Continued
 [March 2023]

Title ¹	Industry code	Product code	Unadjusted 12-month percent change ²	Unadjusted 1-month percent change ²					
				Mar. 2022 to Mar. 2023 ^P	Oct. to Nov.	Nov. to Dec. ^P	Dec. to Jan. ^P	Jan. to Feb. ^P	Feb. to Mar. ^P
Miscellaneous fabricated metal product mfg - Continued									
Secondary products.....		332999-S	9.5	-0.5	-0.2	2.3	-0.7	3.4	
Small arms, ordnance, and ordnance accessories mfg.....	33299T		1.2	0.1	0.0	0.3	0.0	0.0	
Primary products.....		33299T-P	1.3	0.1	0.0	0.3	0.0	0.0	
Single barrel shotguns, other small firearms n.e.c., and parts & attachments for small arms.....		33299T-45	0.5	0.0	0.0	0.5	0.0	0.0	
Secondary products and miscellaneous receipts.....		33299T-SM							
Machinery manufacturing.....	333		9.5	0.3	0.2	1.3	0.3	0.5	
Agricultural, construction, and mining machinery mfg.....	3331		10.7	0.2	0.1	1.7	0.0	0.1	
Agricultural implement manufacturing.....	33311		10.1	0.0	0.2	0.3	-0.3	0.2	
Farm machinery and equipment mfg.....	333111		9.9	0.0	0.0	-0.1	-0.4	0.3	
Primary products.....		333111-P	9.5	0.0	0.0	-0.1	-0.4	0.3	
Haying machinery and attachments.....		333111-A	6.8	0.0	0.0	-1.0	0.0	0.3	
Parts for farm machinery, for sale separately.....		333111-C	8.6	0.2	-0.3	0.1	1.4	0.8	
Farm plows, harrows, rollers, pulverizers, etc., and attachments.....		333111-E	22.9	0.0	0.0	0.0	0.0	0.0	
All other farm machinery and equipment, excluding parts, including attachments.....		333111-G	-0.6	-0.8	-0.6	-0.5	-2.0	0.3	
Commercial turf and grounds care equipment, including parts and attachments.....		333111-J	7.8	0.5	0.0	-0.8	0.3	0.2	
Farm dairy equipment, sprayers and dusters, farm blowers, and attachments.....		333111-4	7.8	0.0	0.0	0.8	0.0	0.0	
Planting, seeding, and fertilizing machinery and attachments.....		333111-7	9.3	0.0	1.0	1.1	0.7	0.7	
Harvesting machinery (except hay and straw) and attachments.....		333111-9	15.8	0.0	0.0	0.0	0.0	0.0	
Secondary products and miscellaneous receipts.....		333111-SM							
Miscellaneous receipts.....		333111-M	19.8	0.0	0.4	0.0	0.0	0.1	
Secondary products.....		333111-S	12.1	0.1	0.4	3.1	-0.3	0.1	
Lawn and garden equipment mfg.....	333112		10.1	-0.1	1.4	1.7	-0.1	0.0	
Primary products.....		333112-P	11.1	0.0	1.5	1.8	-0.1	0.0	
Consumer nonriding lawn, garden, and snow equipment.....		333112-1	9.3	0.0	2.9	0.6	0.0	0.0	
Consumer riding lawn, garden, and snow equipment.....		333112-3	11.3	0.4	0.1	3.2	0.0	0.0	
Parts and attachments for consumer lawn, garden, and snow equipment.....		333112-7	12.2	-0.7	0.6	0.3	-0.6	0.0	
Secondary products and miscellaneous receipts.....		333112-SM							
Secondary products.....		333112-S	2.3	-0.7	0.0	-0.4	-0.3	0.1	
Construction machinery manufacturing.....	33312		12.7	0.4	0.0	3.7	0.2	0.0	
Construction machinery mfg.....	333120		12.7	0.4	0.0	3.7	0.2	0.0	
Primary products.....		333120-P	12.3	0.2	0.0	3.7	0.2	0.0	
Power cranes, loaders, dozers, tractors, off-highway trucks, mixers, pavers, backhoes, etc.....		333120-1	14.0	-0.1	0.0	4.9	0.3	0.0	
Power cranes, draglines, & shovels (excavators) (incl. surface mining equip.) (excluding parts).....		333120-11	15.7	0.1	0.0	4.6	0.0	0.0	
Mixers, pavers, and related equipment (excluding parts).....		333120-12	19.5	1.3	0.0	5.8	0.0	0.0	
Off-highway trucks, haulers, truck-type tractor chassis, trailers, etc. (excluding parts).....		333120-13	12.7	0.3	0.0	3.7	0.0	0.0	
Tractor shovel loaders (skid steer, wheel, crawler, and integral design backhoes).....		333120-14	15.7	0.1	0.0	5.1	0.3	0.0	
Construction wheel and crawler tractors, dozers, self-propelled log skidders, etc.....		333120-15	7.3	-1.3	0.0	2.4	1.9	0.0	
Graders, rollers & compactors, rough-terrain forklifts, scrapers, trenchers, etc. (excl. parts).....		333120-16	15.6	0.4	0.0	4.3	0.0	0.0	
Construction machinery for mounting (excluding parts, winches, snow clearing attachments).....		333120-17	18.6	0.0	0.0	10.9	0.0	0.0	
Parts for construction machinery and equipment, sold separately.....		333120-9	10.0	0.7	0.3	0.6	0.0	0.3	
Parts for cranes, draglines, and shovels (including surface mining equipment) (sold separately).....		333120-91	13.3	0.0	0.0	0.0	0.0	0.8	
Parts for off-highway wheel tractors and shovel loaders (sold separately).....		333120-92	10.0	5.6	0.0	0.5	0.0	0.0	
Parts for other construction machinery (sold separately).....		333120-93	8.0	-0.4	0.6	1.0	0.0	0.0	
Secondary products and miscellaneous receipts.....		333120-SM							
Miscellaneous receipts.....		333120-M	12.9	1.9	0.0	1.3	0.1	0.2	
Mining and oil and gas field machinery mfg.....	33313		8.5	0.3	0.2	0.7	0.0	0.0	
Mining machinery and equipment mfg.....	333131		11.7	0.8	0.6	0.5	0.0	0.0	
Primary products.....		333131-P	11.7	0.9	0.2	0.5	0.0	0.0	
Mining machinery and equipment (except parts sold separately).....		333131-2	-	1.1	0.1	0.6	0.0	-	
Underground mining machinery (except parts sold separately).....		333131-21	-	0.0	0.0	0.0	-	-	
Mineral processing & beneficiation machinery (except parts sold separately).....		333131-23	-	7.3	0.0	0.0	0.0	-	
Crushing, pulverizing & screening machinery (except parts sold separately).....		333131-25	-	4.6	0.0	0.0	0.0	-	
Drills and other mining machinery (except parts sold separately).....		333131-27	-	0.0	0.9	1.7	-	-	
Parts and attachments for mining machinery and equipment (sold separately).....		333131-9	5.0	0.4	0.7	0.3	0.0	0.0	

See footnotes at end of table.

Table 12. Producer price index percentage changes for the net output of selected industries and their products, not seasonally adjusted — Continued
 [March 2023]

Title ¹	Industry code	Product code	Unadjusted 12-month percent change ²	Unadjusted 1-month percent change ²				
			Mar. 2022 to Mar. 2023 ^P	Oct. to Nov.	Nov. to Dec. ^P	Dec. to Jan. ^P	Jan. to Feb. ^P	Feb. to Mar. ^P
Mining machinery and equipment mfg - Continued								
Secondary products and miscellaneous receipts.....		333131-SM						
Miscellaneous receipts.....		333131-M	—	0.0	6.2	2.3	0.4	—
Oil and gas field machinery and equipment mfg.....	333132		7.4	0.1	0.0	0.8	0.0	0.0
Primary products.....		333132-P	7.4	0.1	0.0	0.8	0.0	0.0
Oil and gas field production machinery and equipment (except pumps).....		333132-A	7.7	0.5	0.0	1.1	0.0	0.1
Oil and gas field production machinery and equipment (except pumps and parts sold separately).....		333132-A1	7.2	0.0	0.0	1.5	0.0	-0.2
Parts and attachments for oil and gas field production machinery and equipment (except pumps).....		333132-A2	10.6	2.7	0.0	0.0	0.0	0.9
Rotary oil and gas field drilling machinery and equipment.....		333132-1	5.7	0.0	0.0	1.5	0.0	0.0
Secondary products and miscellaneous receipts.....		333132-SM						
Industrial machinery manufacturing.....	3332		9.5	0.4	-0.2	1.1	1.5	0.2
Other industrial machinery manufacturing.....	33324		9.5	0.4	-0.2	1.1	1.5	0.2
Food product machinery mfg.....	333241		10.4	0.3	0.4	2.4	-0.1	0.8
Primary products.....		333241-P	10.8	0.4	0.5	2.4	0.0	0.8
Dairy and milk products plant machinery and equipment.....		333241-1	10.8	0.0	0.2	0.0	0.0	0.6
Commercial food products machinery (except packaging and cooking equipment).....		333241-3	9.2	1.0	0.9	3.5	0.0	0.0
Industrial food products machinery for processing foods, beverages, & animal & fowl feed.....		333241-5	11.8	-0.1	0.2	1.8	0.0	1.9
Other industrial food and feed machinery.....		333241-51	9.4	0.0	0.2	0.3	0.0	0.0
Machinery for sorting, grading, and cleaning fruits, vegetables, eggs, and for processing meat.....		333241-52	13.9	0.0	0.0	3.1	0.0	3.4
Parts and attachments for industrial food and feed products machinery.....		333241-53	7.1	-0.4	0.4	-0.3	0.0	1.1
Secondary products and miscellaneous receipts.....		333241-SM						
Miscellaneous receipts.....		333241-M	7.7	0.0	0.0	2.5	-2.5	0.0
Secondary products.....		333241-S	7.0	0.0	0.0	2.0	1.7	2.4
Semiconductor machinery mfg.....	333242		9.7	0.0	0.6	0.1	2.2	0.2
Primary products.....		333242-P	9.9	0.0	0.7	0.1	2.1	0.2
Semiconductor machinery and parts.....		333242-0	9.9	0.0	0.7	0.1	2.1	0.2
Secondary products and miscellaneous receipts.....		333242-SM						
Miscellaneous receipts.....		333242-M	5.3	0.0	0.0	0.1	4.5	0.1
Sawmill, woodworking and paper machinery mfg.....	333243		9.2	1.8	0.1	0.7	0.2	0.5
Primary products.....		333243-P	9.0	1.5	0.2	0.6	0.2	0.5
Sawmill and woodworking machinery.....		333243-A	5.3	0.0	0.3	0.4	0.6	0.6
Sawmill and woodworking machinery, excluding parts & attachments.....		333243-A3	5.8	0.0	0.3	0.2	0.6	0.7
Parts, attachments & accessories for sawmill & woodworking machinery.....		333243-A4	3.0	0.0	0.0	1.3	0.6	0.0
Paper industry machinery.....		333243-B	10.0	1.9	0.1	0.8	0.0	0.4
Paper industry machinery, excluding parts & attachments.....		333243-B1	6.9	0.3	0.2	0.7	0.0	0.6
Parts and attachments for paper industry machinery.....		333243-B2	13.5	3.7	0.0	1.2	0.0	0.0
Secondary and miscellaneous receipts.....		333243-SM						
Miscellaneous receipts.....		333243-M	12.2	6.1	0.0	1.5	0.0	0.1
All other industrial machinery mfg.....	333248		9.6	0.3	-0.8	1.2	1.9	0.1
Primary products.....		333248-P	10.2	0.3	-0.9	1.3	2.0	0.1
Printing machinery and equipment mfg.....		333248-4	2.7	-0.1	0.0	0.4	-0.1	0.6
All other miscellaneous printing trades machinery, including parts.....		333248-4A	3.8	-0.2	0.1	0.5	-0.2	0.9
Other printing machinery and equipment, including pre-press preparation and typesetting.....		333248-4A7	5.1	-0.7	0.2	1.0	-0.4	1.2
Parts, attachments, and accessories for printing trades machinery.....		333248-4A8	3.0	0.0	0.0	0.0	0.0	0.7
Other industrial machinery.....		333248-9	10.4	0.3	-0.9	1.3	2.2	0.0
Plastics-working machinery and equipment and parts, excluding patterns and molds.....		333248-91	3.2	0.7	0.2	-0.2	0.0	0.0
Parts for plastics-working machinery.....		333248-914	—	0.0	0.4	—	—	—
Plastics-working machinery and equipment, excluding patterns, molds, and parts sold separately.....		333248-919	—	0.8	0.2	-0.3	0.0	—
Textile machinery (except parts, attachments, and accessories).....		333248-95	0.3	-0.1	0.0	0.0	0.0	0.0
Parts and attachments for textile machinery.....		333248-97	0.0	0.0	0.0	0.0	0.0	0.0
All other industrial machinery.....		333248-98	12.8	0.3	-1.2	1.8	2.8	0.0
Secondary products and miscellaneous receipts.....		333248-SM						
Miscellaneous receipts.....		333248-M	—	0.0	-0.3	—	—	—
Secondary products.....		333248-S	—	—	—	—	0.0	—
Commercial and service industry machinery manufacturing.....	3333		7.0	0.3	0.5	0.4	0.2	0.5
Commercial and service industry machinery manufacturing.....	33331		7.0	0.3	0.5	0.4	0.2	0.5

See footnotes at end of table.

Table 12. Producer price index percentage changes for the net output of selected industries and their products, not seasonally adjusted — Continued
 [March 2023]

Title ¹	Industry code	Product code	Unadjusted 12-month percent change ²	Unadjusted 1-month percent change ²				
				Mar. 2022 to Mar. 2023 ^P	Oct. to Nov.	Nov. to Dec. ^P	Dec. to Jan. ^P	Jan. to Feb. ^P
Commercial and service industry machinery manufacturing - Continued								
Commercial and service industry machinery manufacturing.....	333310		8.2	0.4	0.6	0.4	0.2	0.5
Primary products.....		333310-P	8.2	0.4	0.7	0.4	0.2	0.5
Optical instruments and lens mfg.....		333310-4	2.2	0.1	0.0	0.0	0.0	0.9
All other miscellaneous optical instruments and lenses (including binoculars and astronomical).....		333310-43	4.1	0.3	0.0	0.0	0.0	1.3
Other commercial and service industry machinery mfg.....		333310-8	8.3	0.4	0.7	0.5	0.2	0.4
Commercial laundry and drycleaning machinery.....		333310-85	10.9	1.6	0.0	4.5	0.0	0.0
Commercial cooking and food warming equipment.....		333310-8A	16.1	0.4	0.1	0.0	0.0	0.9
Commercial non electric cooking and food warming equipment, excluding parts and accessories.....		333310-8A1	18.8	0.0	0.0	0.0	0.0	2.1
Commercial electric cooking and food warming equipment, excluding parts and accessories.....		333310-8A2	14.5	1.1	0.2	0.0	0.1	0.1
Parts and accessories for commercial cooking and food warming equipment.....		333310-8A3	9.8	0.6	0.0	0.0	0.0	0.0
Electronic teaching machines, teaching aids, etc., including kits.....		333310-8H	1.4	0.0	0.0	0.0	0.0	1.4
Miscellaneous machinery products.....		333310-8J	7.0	0.4	1.2	0.5	0.6	0.0
Other service industry equipment.....		333310-8J4	6.0	0.5	0.9	0.4	0.6	0.0
Commercial and industrial floor and carpet cleaning machines, excluding vacuum cleaners.....		333310-8J5	13.6	0.0	3.4	3.1	0.0	0.0
Secondary products and miscellaneous receipts.....		333310-SM						
Miscellaneous receipts.....		333310-M	—	—	—	1.2	0.0	0.4
Secondary products.....		333310-S	—	—	—	0.0	0.0	-0.1
HVAC and commercial refrigeration equipment.....	33334		9.6	0.2	0.4	0.4	0.0	1.2
HVAC and commercial refrigeration equipment.....	333341		9.6	0.2	0.4	0.4	0.0	1.2
Fan, blower, air purification equipment mfg.....	333413		6.7	-0.2	0.3	0.8	1.4	0.1
Primary products.....		333413-P	5.9	-0.2	0.2	0.8	0.5	0.2
Air purification equipment.....		333413-1	4.9	-0.3	0.4	1.1	0.9	0.3
Dust collection and other air purification equipment for industrial gas cleaning systems.....		333413-11	0.8	0.0	0.0	0.0	0.0	0.0
Dust collection and other air purification equipment for cleaning incoming air.....		333413-13	7.8	-0.6	0.8	1.7	1.4	0.5
Air filters for air-conditioners and furnaces, etc. of 2400 CFM or less, except parts.....		333413-131	6.4	-0.7	1.3	3.3	-0.8	0.0
Other dust collection and air purification equipment, except parts.....		333413-132	10.4	0.0	0.0	0.4	8.1	0.0
Parts for dust collection and air purification equipment.....		333413-133	7.8	-0.9	0.0	-0.4	0.0	2.2
Industrial and commercial fans and blowers.....		333413-2	8.1	-0.1	-0.1	0.4	-0.1	-0.1
Centrifugal blower filter units, and classes I-IV centrifugal fans, except parts.....		333413-22	8.5	0.0	0.1	2.2	0.0	-0.2
Other centrifugal fans and blowers, except parts.....		333413-23	8.3	-0.2	-0.2	0.0	0.0	0.0
Parts and accessories for fans and blowers.....		333413-29	0.1	0.0	0.0	0.0	-1.3	0.0
Secondary products and miscellaneous receipts.....		333413-SM						
Secondary products.....		333413-S	3.5	0.1	0.0	0.0	0.0	0.0
Heating equipment (except warm air furnaces) mfg.....	333414		11.7	4.0	0.6	0.7	0.4	1.0
Primary products.....		333414-P	12.8	4.5	0.7	0.7	0.4	1.1
Other heating equipment, except electric (incl. parts for nonelectric equipment & oil burners).....		333414-D	15.3	5.2	1.3	1.3	0.9	1.0
Cast iron heating boilers, radiators, and convectors (except parts).....		333414-1	15.1	0.0	0.0	0.0	0.0	3.8
Domestic heating stoves (except electric and parts).....		333414-3	9.6	7.4	0.0	1.1	0.0	0.0
Floor and wall furnaces, unit heaters, infrared heaters, and mechanical stokers.....		333414-7	11.1	5.4	0.0	0.0	0.0	0.0
Secondary products and miscellaneous receipts.....		333414-SM						
Secondary products.....		333414-S	8.6	2.7	-0.7	0.1	0.5	0.0
Air-conditioning, refrigeration, and forced air heating equipment mfg.....	333415		9.8	-0.3	0.5	0.3	-0.3	1.4
Primary products.....		333415-P	9.8	-0.3	0.4	0.3	-0.4	1.4
Warm air furnaces, including duct furnaces and humidifiers, and electric comfort heating.....		333415-C	3.8	1.4	-0.4	-0.3	-0.6	1.2
Parts and accessories for air conditioning and heat transfer equipment.....		333415-D	13.2	-0.1	0.0	0.4	-2.9	0.6
Unitary air-conditioners, except air source heat pumps.....		333415-E	6.8	-1.4	1.3	0.1	-0.5	1.1
Heat pumps.....		333415-H	1.7	-1.4	0.6	-1.0	0.8	0.2
Heat transfer equipment (except elec dehumidifiers), mechanically refrigerated, self-contained.....		333415-2	12.3	-0.4	0.5	0.6	0.0	1.6
Commercial refrigerators and related equipment.....		333415-3	16.5	0.5	0.0	0.4	0.0	3.0
Refrigeration condensing units, all refrigerants, except ammonia (complete).....		333415-5	10.1	0.2	0.2	0.2	0.2	1.4
Room air-conditioners and dehumidifiers, except portable dehumidifiers.....		333415-6	—	—	—	—	—	—
All other miscellaneous refrigeration and air-conditioning equipment.....		333415-9	10.2	0.0	0.0	1.5	0.0	0.0
Secondary products and miscellaneous receipts.....		333415-SM						
Miscellaneous receipts.....		333415-M	—	—	—	—	—	—
Metalworking machinery manufacturing.....	3335		7.6	0.3	0.6	1.1	0.4	0.2

See footnotes at end of table.

Table 12. Producer price index percentage changes for the net output of selected industries and their products, not seasonally adjusted — Continued
 [March 2023]

Title ¹	Industry code	Product code	Unadjusted 12-month percent change ²	Unadjusted 1-month percent change ²					
				Mar. 2022 to Mar. 2023 ^P	Oct. to Nov.	Nov. to Dec. ^P	Dec. to Jan. ^P	Jan. to Feb. ^P	Feb. to Mar. ^P
Metalworking machinery manufacturing - Continued									
Metalworking machinery manufacturing.....	33351		7.6	0.3	0.6	1.1	0.4	0.2	
Industrial mold mfg.....	333511		7.8	0.1	0.1	1.6	0.0	-0.4	
Primary products.....		333511-P	8.7	0.2	0.1	1.7	0.0	-0.1	
Industrial molds and mold boxes.....		333511-0	8.7	0.2	0.1	1.7	0.0	-0.1	
Industrial injection-type molds made of metal for plastics.....		333511-05	1.3	0.0	0.0	0.1	0.0	-0.3	
Other industrial molds and mold boxes.....		333511-06	—	0.2	0.2	2.6	0.0	—	
Secondary products and miscellaneous receipts.....		333511-SM							
Secondary products.....		333511-S	2.0	0.0	0.0	0.0	0.0	-0.2	
Special tool, die, jig, and fixture mfg.....	333514		5.1	0.1	0.2	0.2	0.3	0.6	
Primary products.....		333514-P	4.3	0.1	0.2	0.2	0.3	0.7	
Special dies, tools, jigs, and fixtures.....		333514-0	4.3	0.1	0.2	0.2	0.3	0.7	
Jigs and fixtures, including parts.....		333514-0A	6.0	0.3	0.3	0.2	0.6	1.8	
Metalworking die and die sets.....		333514-0B	3.6	0.0	0.3	0.2	0.5	0.5	
Standard punches, industrial prototypes, die parts & other special tooling for dies.....		333514-0C	3.8	0.0	0.0	0.3	0.0	0.0	
Secondary products and miscellaneous receipts.....		333514-SM							
Miscellaneous receipts.....		333514-M	—	0.0	0.0	0.0	0.0	—	
Secondary products.....		333514-S	13.3	0.4	0.3	0.0	0.3	0.3	
Cutting tool and machine tool accessory mfg.....	333515		9.7	1.0	0.9	0.7	0.0	0.0	
Primary products.....		333515-P	4.8	0.9	1.1	0.7	0.0	0.0	
Cutting tools for machine tools and metalworking machinery.....		333515-4	4.4	0.9	1.3	0.5	0.1	0.0	
Other cutting tools for machine tools, excluding tips and blanks.....		333515-41	4.7	1.4	2.0	0.4	0.0	0.0	
End mills and milling cutters.....		333515-44	5.5	0.6	0.8	1.3	0.4	0.0	
Threading tools, including blanks, tips and inserts.....		333515-45	0.8	0.2	0.0	0.5	0.0	0.0	
Carbon and high-speed steel shank, solid, tipped carbide twist drills for machine tools.....		333515-48	2.9	0.0	0.0	0.0	0.0	0.0	
Taps, carbide indexable, and throwaway inserts for machine tools.....		333515-49	6.0	0.0	0.0	0.6	0.0	0.0	
Other attachments and accessories for machine tools and metalworking machinery.....		333515-5	7.1	1.1	0.0	1.4	0.0	0.0	
Secondary products and miscellaneous receipts.....		333515-SM							
Secondary products.....		333515-S	9.8	3.1	0.0	2.0	0.0	0.5	
Machine tool mfg.....	333517		6.0	0.3	0.0	0.4	1.2	0.2	
Primary products.....		333517-P	4.9	0.3	0.0	0.3	1.0	0.2	
Metal cutting machine tools.....		333517-2	4.1	0.4	0.0	0.3	1.2	0.3	
Parts for metal cutting machine tools (sold separately) & rebuilt machine tools.....		333517-26	11.8	0.0	0.0	1.2	0.0	2.3	
Metal machining centers (multifunction numerically controlled machines).....		333517-27	4.8	0.0	0.0	0.0	4.8	0.0	
Other metal cutting machine tools.....		333517-2B	1.4	0.8	0.0	0.0	0.0	0.0	
Metal forming machine tools.....		333517-3	6.5	0.0	0.1	0.0	0.1	0.0	
Metal punching and shearing (power & manual), and bending and forming machines (power only).....		333517-31	4.8	0.0	0.0	0.0	0.0	0.0	
Parts for metal forming machine tools (sold separately) and rebuilt metal forming machine tools.....		333517-37	2.9	0.0	0.3	0.0	0.2	0.0	
Secondary products and miscellaneous receipts.....		333517-SM							
Miscellaneous receipts.....		333517-M	15.3	0.0	0.0	0.9	4.1	0.0	
Secondary products.....		333517-S	9.2	1.2	0.0	2.0	0.3	0.0	
Rolling mill and other metalworking machinery mfg.....	333519		12.2	0.0	3.3	4.7	0.2	0.0	
Primary products.....		333519-P	13.7	0.0	3.8	5.2	0.2	0.0	
Other metalworking machinery, excluding handheld & ultrasonic.....		333519-83	7.2	0.0	0.0	0.7	0.9	0.0	
Secondary products and miscellaneous receipts.....		333519-SM							
Miscellaneous receipts.....		333519-M	—	-0.2	0.0	—	—	—	
Turbine and power transmission equipment mfg.....	3336		8.0	0.4	0.3	2.2	0.0	0.9	
Turbine and power transmission equipment mfg.....	33361		8.0	0.4	0.3	2.2	0.0	0.9	
Turbine and turbine generator set units mfg.....	333611		5.9	0.2	0.2	0.2	0.3	3.3	
Primary products.....		333611-P	6.6	0.2	0.2	0.2	0.3	3.1	
Turbines and turbine generator sets.....		333611-0	6.6	0.2	0.2	0.2	0.3	3.1	
Steam, gas, and other turbines and turbine generators.....		333611-05	3.9	-0.1	0.2	0.2	0.2	0.8	
Parts & accessories for turbines, turbine generators, and turbine generator sets.....		333611-07	20.8	0.0	0.0	0.0	0.5	0.0	
Speed changer, drive, and gear mfg.....	333612		11.5	3.2	1.5	0.6	0.0	-0.1	
Primary products.....		333612-P	11.3	3.5	1.5	0.3	0.0	-0.1	
Gears, pinions, racks, and worms, sold separately.....		333612-3	6.7	0.0	1.6	0.0	0.0	-0.2	
Speed changers, industrial high speed drives, and parts other than loose gearing.....		333612-7	13.8	5.3	1.4	0.6	0.0	0.0	

See footnotes at end of table.

Table 12. Producer price index percentage changes for the net output of selected industries and their products, not seasonally adjusted — Continued
 [March 2023]

Title ¹	Industry code	Product code	Unadjusted 12-month percent change ²	Unadjusted 1-month percent change ²					
			Mar. 2022 to Mar. 2023 ^P	Oct. to Nov.	Nov. to Dec. ^P	Dec. to Jan. ^P	Jan. to Feb. ^P	Feb. to Mar. ^P	
Speed changer, drive, and gear mfg - Continued									
Secondary products and miscellaneous receipts.....		333612-SM							
Secondary products.....		333612-S	—	2.1	—	—	—	—	—
Mechanical power transmission equipment mfg.....	333613		12.0	-0.1	0.2	1.2	-0.2	0.0	
Primary products.....		333613-P	11.0	-0.1	0.1	1.2	-0.2	0.0	
Mechanical power transmission equipment, except speed changers, drives, & gears.....		333613-3	11.3	-0.1	0.1	1.2	-0.3	0.0	
Secondary products and miscellaneous receipts.....		333613-SM							
Other engine equipment mfg.....	333618		7.8	0.0	0.0	3.8	-0.1	0.0	
Primary products.....		333618-P	8.0	0.0	0.0	3.8	-0.1	0.0	
Parts & accessories for internal combustion engines, ex. aircraft & gasoline automotive engines.....		333618-F	9.9	0.0	0.0	4.0	0.0	0.0	
Diesel, semidiesel, and dual-fuel engines (except automotive).....		333618-3	13.2	0.0	0.0	5.5	0.0	0.0	
Diesel, semidiesel, and dual-fuel engines for automobiles, trucks, and buses.....		333618-5	5.2	0.0	0.0	3.7	-0.2	0.0	
Secondary products and miscellaneous receipts.....		333618-SM							
Secondary products.....		333618-S	9.9	0.0	0.0	2.8	0.1	0.0	
Other general purpose machinery manufacturing.....	3339		9.9	0.6	0.2	1.5	0.4	0.7	
Pump and compressor manufacturing.....	33391		12.2	0.6	0.0	2.1	0.2	0.2	
Air and gas compressor mfg.....	333912		15.6	1.3	0.0	1.1	0.2	0.5	
Primary products.....		333912-P	16.4	1.3	0.0	1.1	0.2	0.5	
Air and gas compressors and vacuum pumps.....		333912-1	16.3	1.4	0.0	1.2	0.2	0.4	
Parts & attachments for air & gas compressors, ex. refrigeration, ice making, & a/c.....		333912-6	24.6	0.2	0.0	0.6	0.1	0.4	
Secondary products and miscellaneous receipts.....		333912-SM							
Miscellaneous receipts.....		333912-M	12.3	0.0	0.0	0.2	0.0	0.9	
Measuring, dispensing, and other pumping equipment mfg.....	333914		9.8	0.1	0.0	2.7	0.2	0.1	
Primary products.....		333914-P	9.8	0.2	0.0	2.9	0.2	0.1	
Pumps and pumping equipment, excluding measuring and dispensing pumps.....		333914-1	9.3	0.2	0.1	2.9	0.2	0.1	
Domestic water systems.....		333914-11	9.7	0.2	0.0	3.3	0.2	0.0	
Oil-well and oil-field pumps, except boiler feed.....		333914-113	8.2	0.0	0.0	4.1	0.0	0.0	
Industrial pumps, excluding hydraulic fluid power pumps, automatic circulating pumps, etc.....		333914-114	12.1	0.0	0.0	4.5	0.2	0.0	
Other pumps, except automotive circulating pumps, and measuring and dispensing pumps.....		333914-115	8.2	0.9	0.0	0.2	0.5	0.0	
Parts and attachments for pumps and pumping equipment, excluding measuring and dispensing.....		333914-15	7.1	0.0	0.3	0.6	0.1	0.6	
Secondary products and miscellaneous receipts.....		333914-SM							
Miscellaneous receipts.....		333914-M	10.4	-0.1	0.0	0.9	0.0	0.5	
Secondary products.....		333914-S	8.2	0.3	0.0	0.6	0.1	0.2	
Material handling equipment manufacturing.....	33392		9.2	1.1	0.1	1.4	0.6	0.2	
Elevator and moving stairway mfg.....	333921		4.0	-0.1	0.0	0.5	0.0	0.3	
Primary products.....		333921-P	3.3	-0.1	0.0	0.6	0.0	0.4	
Elevators and moving stairways.....		333921-1	3.1	0.0	0.0	0.6	0.0	0.0	
Parts and attachments for elevators and moving stairways (sold separately).....		333921-3	4.9	-0.6	0.0	0.2	-0.2	2.7	
Secondary products and miscellaneous receipts.....		333921-SM							
Conveyor and conveying equipment mfg.....	333922		9.1	0.4	0.3	2.7	0.1	-0.2	
Primary products.....		333922-P	8.4	0.4	0.2	2.7	0.1	-0.2	
Unit handling conveyors and conveying systems.....		333922-1	3.9	0.0	0.2	0.2	0.0	-0.5	
Unit handling gravity and trolley conveyors and conveying systems.....		333922-12	1.9	0.0	0.0	0.4	0.0	-0.8	
Unit handling tow, belt, roller, pneumatic, portable, carousel, and other nonbelt conveyors.....		333922-14	4.6	0.0	0.3	-0.1	0.0	0.0	
Parts and accessories for unit handling conveyors and conveying systems, sold separately.....		333922-7	1.9	-0.1	0.0	0.2	0.0	0.0	
Bulk material handling conveyors and conveying systems.....		333922-8	15.6	0.9	0.2	6.5	0.2	0.2	
Parts and accessories for bulk material handling conveyors and conveying systems.....		333922-9	10.4	0.2	0.0	4.0	0.0	-0.4	
Secondary products and miscellaneous receipts.....		333922-SM							
Miscellaneous receipts.....		333922-M	16.0	0.8	1.0	2.1	2.4	-0.6	
Secondary products.....		333922-S	10.4	0.0	0.0	3.6	0.0	0.0	
Overhead cranes, hoists and monorail systems mfg.....	333923		9.7	0.3	0.0	1.0	1.3	0.7	
Primary products.....		333923-P	9.7	0.1	0.0	1.0	1.3	0.7	
Hoists and parts and attachments for hoists (sold separately).....		333923-1	13.9	1.7	0.0	0.0	2.1	0.0	

See footnotes at end of table.

Table 12. Producer price index percentage changes for the net output of selected industries and their products, not seasonally adjusted — Continued
 [March 2023]

Title ¹	Industry code	Product code	Unadjusted 12-month percent change ²	Unadjusted 1-month percent change ²				
				Mar. 2022 to Mar. 2023 ^P	Oct. to Nov.	Nov. to Dec. ^P	Dec. to Jan. ^P	Jan. to Feb. ^P
Overhead cranes, hoists and monorail systems mfg - Continued								
Overhead traveling cranes and monorail systems, including parts and attachments sold separately.....		333923-3	9.6	-0.3	0.0	0.0	1.0	0.0
Winches, aerial work platforms, and automotive wrecker hoists, including parts and attachments.....		333923-7	9.8	0.0	0.0	1.6	1.2	1.1
Secondary products and miscellaneous receipts.....		333923-SM						
Secondary products.....		333923-S	12.5	0.0	0.0	7.6	2.1	0.0
Industrial truck, trailer, and stacker mfg.....	333924		10.0	2.5	0.0	0.9	0.9	0.1
Primary products.....		333924-P	10.6	2.7	0.0	0.9	0.9	0.0
Industrial trucks, tractors, mobile straddle carriers & cranes, & automatic stacking machines.....		333924-2	11.5	3.1	0.0	0.4	1.0	0.0
Work trucks with lifting & handling equipment, operator riding, electric, self-propelled.....		333924-21	14.7	6.5	0.0	-0.4	0.0	0.0
Work trucks, not fitted with lifting and handling equipment.....		333924-25	10.7	0.1	0.0	0.9	1.9	0.0
Bulk powered material moving equipment, dock boards and metal pallets and skids.....		333924-26	3.4	0.0	0.0	-0.5	0.0	0.0
Other work trucks with lifting & handling equipment, non-riding electric or any non-electric.....		333924-27	7.5	2.0	0.0	0.1	0.0	0.0
Parts and attachments for industrial trucks and tractors (sold separately).....		333924-3	5.4	0.0	0.0	2.9	0.3	0.0
Secondary products and miscellaneous receipts.....		333924-SM						
Secondary products.....		333924-S	-	0.0	0.0	-7.5	-	-
All other general purpose machinery mfg.....	33399		8.9	0.3	0.4	1.2	0.4	1.2
Power-driven handtool mfg.....	333991		9.4	0.0	0.0	0.9	0.0	0.1
Primary products.....		333991-P	10.3	0.0	0.0	0.9	0.0	0.0
Power-driven handtools, pneumatic, hydraulic, and powder-actuated.....		333991-6	9.2	0.0	0.0	1.4	0.0	0.0
Power-driven handtools, electric (except battery powered), including parts.....		333991-9	10.3	0.0	0.0	0.0	0.0	0.0
Secondary products and miscellaneous receipts.....		333991-SM						
Miscellaneous receipts.....		333991-M	-	0.0	0.0	0.0	0.0	-
Welding and soldering equipment mfg.....	333992		5.3	0.2	0.0	0.7	0.0	0.0
Primary products.....		333992-P	5.2	0.2	0.0	0.7	0.0	0.0
Other welding equipment, components, and accessories (excluding arc, resistance, and gas).....		333992-A	7.3	0.0	0.0	1.8	0.2	0.0
Arc welding machines, components, and accessories, excluding electrodes and stud welding equip.....		333992-1	8.0	0.0	0.0	0.0	0.0	0.0
Resistance welders, components, accessories, and electrodes.....		333992-7	8.5	0.0	0.0	3.5	0.0	0.0
Gas welding and cutting equipment, parts, attachments, and accessories.....		333992-9	6.1	0.0	0.0	3.0	0.1	0.0
Secondary products and miscellaneous receipts.....		333992-SM						
Miscellaneous receipts.....		333992-M	6.9	0.0	0.0	0.4	0.4	0.0
Packaging machinery mfg.....	333993		12.3	0.0	0.3	1.4	0.5	4.0
Primary products.....		333993-P	12.3	0.0	0.3	1.5	0.5	4.0
Packing, packaging, and bottling machinery, excluding parts.....		333993-1	12.8	0.0	0.4	1.6	0.5	5.4
Parts for packing, packaging, and bottling machinery.....		333993-5	9.7	0.0	0.3	1.2	0.5	0.0
Secondary products and miscellaneous receipts.....		333993-SM						
Miscellaneous receipts.....		333993-M	8.3	0.1	0.0	0.2	0.3	0.6
Industrial process furnace and oven mfg.....	333994		7.9	0.3	0.6	0.4	0.5	0.3
Primary products.....		333994-P	8.1	0.3	0.6	0.4	0.4	0.3
Industrial process furnaces & ovens, & industrial electrical heating equipment.....		333994-0	8.1	0.3	0.6	0.4	0.4	0.3
Industrial process furnaces & ovens, & industrial electrical heating equipment, except parts.....		333994-0A	7.8	0.4	0.7	0.5	0.6	0.3
Parts and attachments for industrial process furnaces and ovens.....		333994-0B	9.0	0.0	0.5	0.2	-0.4	0.5
Secondary products and miscellaneous receipts.....		333994-SM						
Miscellaneous receipts.....		333994-M	7.3	0.4	0.0	0.7	0.7	1.0
Fluid power cylinder and actuator mfg.....	333995		10.5	0.7	0.1	0.7	0.0	0.0
Primary products.....		333995-P	11.3	0.8	0.2	0.7	0.0	0.0
Nonaerospace-type hydraulic & all aerospace fluid power cylinders & actuators, linear & rotary.....		333995-2	11.0	0.9	0.3	0.8	0.0	0.0
Nonaerospace-type pneumatic fluid power cylinders & actuators, linear & rotary.....		333995-3	3.2	0.0	0.0	0.8	0.0	0.0
Parts for hydraulic & pneumatic fluid power cylinders & actuators, incl accumulators & cushions.....		333995-8	19.0	0.6	0.0	0.4	0.0	0.0
Secondary products and miscellaneous receipts.....		333995-SM						
Fluid power pump and motor mfg.....	333996		7.1	0.0	0.5	0.1	2.5	0.0
Primary products.....		333996-P	7.5	0.0	0.5	0.1	2.7	0.0
Nonaerospace-type reciprocating fluid power pumps.....		333996-1	13.5	0.0	0.8	0.0	6.1	0.0
Nonaerospace-type fluid power motors.....		333996-5	6.7	0.0	0.6	0.8	0.3	0.0
Parts for fluid power pumps, motors, and hydrostatic transmissions.....		333996-9	5.4	0.0	0.7	-0.3	0.1	0.0

See footnotes at end of table.

Table 12. Producer price index percentage changes for the net output of selected industries and their products, not seasonally adjusted — Continued
 [March 2023]

Title ¹	Industry code	Product code	Unadjusted 12-month percent change ²	Unadjusted 1-month percent change ²				
				Mar. 2022 to Mar. 2023 ^P	Oct. to Nov.	Nov. to Dec. ^P	Dec. to Jan. ^P	Jan. to Feb. ^P
Fluid power pump and motor mfg - Continued								
Secondary products and miscellaneous receipts.....		333996-SM						
Miscellaneous receipts.....		333996-M	7.2	0.0	0.8	1.9	0.0	0.0
All other miscellaneous general purpose machinery mfg.....	333998		8.4	0.2	0.7	1.9	0.3	1.7
Primary products.....		333998-P	8.3	0.2	0.6	2.0	0.3	1.8
Scale and balance mfg.....		333998-7	7.9	1.4	0.8	0.8	0.6	0.0
Retail, commercial, household, and mailing scales and balances.....		333998-74	8.2	0.1	0.4	6.8	0.0	0.2
Parts, attachments, and accessories for scales and balances.....		333998-76	11.0	0.9	1.3	0.5	3.3	0.0
Vehicle and industrial scales.....		333998-77	8.5	2.2	0.6	0.5	0.1	0.0
Motor truck and railroad track scales.....		333998-771	3.7	1.9	0.1	0.5	0.0	0.0
Industrial scales (including automatic checkweigher and bulkweigher scales).....		333998-772	13.2	2.8	1.5	0.8	0.6	0.0
Miscellaneous non-vehicle scales (crane, susp, tank, hopper, meas. devices, lab, bulk conveyor).....		333998-773	—	—	—	—	—	—
All other miscellaneous general purpose machinery mfg.....		333998-9	8.5	0.2	0.6	2.1	0.2	1.9
Filters and strainers, except fluid power.....		333998-91	12.3	-0.3	0.4	7.8	0.6	1.1
Industrial filters and strainers and reusable media, except fluid power.....		333998-911	14.3	-0.4	0.5	9.6	0.7	1.4
Nonreusable media for filters and strainers, except fluid power.....		333998-912	3.0	0.6	0.0	0.0	0.0	0.0
Parts and accessories for filters and strainers, except fluid power.....		333998-913	13.9	0.1	0.0	2.7	0.0	0.0
All other miscellaneous general industrial machinery.....		333998-97	7.9	0.6	0.8	0.9	0.2	2.1
Secondary products and miscellaneous receipts.....		333998-SM						
Miscellaneous receipts.....		333998-M	—	—	—	0.5	0.0	0.3
Secondary products.....		333998-S	—	—	—	0.3	1.3	0.1
Computer & electronic product mfg.....	334		3.8	0.3	0.2	0.9	0.1	0.1
Computer & peripheral equipment mfg.....	3341		1.7	0.0	0.9	1.4	0.2	-0.1
Computer & peripheral equipment mfg.....	33411		1.7	0.0	0.9	1.4	0.2	-0.1
Electronic computer mfg.....	334111		0.5	-2.4	1.7	1.7	0.6	-0.1
Primary products.....		334111-P	-0.3	-3.3	2.3	1.9	0.7	-0.1
Host computers, multiusers (mainframes, medium-scale systems, UNIX and PC servers).....		334111-5	-1.5	-4.0	2.1	2.2	0.9	-0.2
Single user computers, microprocessor based, general purpose.....		334111-7	2.0	-1.6	2.9	0.7	-0.2	0.1
Portable computers, laptops, tablets and other single user computers.....		334111-72	-2.8	-1.0	2.0	-0.3	0.8	-1.5
Personal computers and workstations (excluding portable computers).....		334111-73	3.2	-1.7	3.0	1.2	-0.7	0.8
Secondary products and miscellaneous receipts.....		334111-SM						
Computer storage device mfg.....	334112		5.1	2.5	1.0	-1.4	0.0	0.0
Primary products.....		334112-P	3.6	2.7	1.1	-1.4	0.0	0.0
Computer storage devices (except parts, attachments and accessories).....		334112-1	3.3	3.3	0.0	-1.5	0.0	0.0
Secondary products and miscellaneous receipts.....		334112-SM						
Computer terminal and other computer peripheral equipment mfg.....	334118		-0.8	-0.2	0.2	3.3	0.0	-0.1
Primary products.....		334118-P	3.4	-0.2	0.2	3.2	0.0	-0.1
Computer terminals (including POS and funds-transfer devices) and other computer peripherals.....		334118-D	-0.1	-0.3	0.3	-0.3	0.0	-0.1
Secondary products and miscellaneous receipts.....		334118-SM						
Miscellaneous receipts.....		334118-M	—	—	—	—	0.0	0.0
Secondary products.....		334118-S	—	—	—	—	0.0	0.0
Communications equipment mfg.....	3342		4.0	1.2	0.0	0.6	-0.3	0.0
Telephone apparatus mfg.....	33421		3.6	0.9	0.0	0.0	0.4	0.0
Telephone apparatus mfg.....	334210		3.6	0.9	0.0	0.0	0.4	0.0
Primary products.....		334210-P	4.6	1.1	0.0	0.0	0.4	0.0
Telephone and wireline data networking equipment.....		334210-0	4.6	1.1	0.0	0.0	0.4	0.0
Wireline voice and data network equipment.....		334210-7	—	1.4	0.0	—	—	—
Secondary products and miscellaneous receipts.....		334210-SM						
Radio/TV broadcast & wireless comm equip mfg.....	33422		3.5	1.0	0.1	0.8	-0.4	0.0
Broadcast and wireless communications equipment mfg.....	334220		3.5	1.0	0.1	0.8	-0.4	0.0
Primary products.....		334220-P	2.8	0.0	0.1	0.7	-0.5	0.0
Broadcast, studio, and related electronic equipment.....		334220-2	0.0	-0.2	0.1	0.4	-0.8	0.0
Radio station equipment.....		334220-5	—	0.0	0.0	0.0	0.0	0.0
Other broadcast and wireless communications systems and equipment.....		334220-9	2.0	0.0	0.1	0.1	-0.5	0.0
Secondary products and miscellaneous receipts.....		334220-SM						
Other communications equipment mfg.....	33429		6.6	2.5	-0.2	0.6	0.0	0.0
Other communications equipment mfg.....	334290		6.6	2.5	-0.2	0.6	0.0	0.0

See footnotes at end of table.

Table 12. Producer price index percentage changes for the net output of selected industries and their products, not seasonally adjusted — Continued
 [March 2023]

Title ¹	Industry code	Product code	Unadjusted 12-month percent change ²	Unadjusted 1-month percent change ²				
				Mar. 2022 to Mar. 2023 ^P	Oct. to Nov.	Nov. to Dec. ^P	Dec. to Jan. ^P	Jan. to Feb. ^P
Other communications equipment mfg - Continued								
Primary products.....		334290-P	6.7	2.8	-0.2	0.6	0.0	0.0
Alarm systems, including electric sirens and horns.....		334290-1	12.4	6.0	0.0	1.0	0.0	0.0
Intercommunications systems, incl inductive paging systems, excl telephone & telegraph.....		334290-3	1.9	0.1	-1.7	-0.1	0.0	0.9
Secondary products and miscellaneous receipts.....		334290-SM						
Secondary products.....		334290-S	9.3	0.0	0.4	0.0	-1.5	1.3
Audio & video equipment mfg.....	3343		3.7	0.0	0.0	0.4	0.9	0.0
Audio and video equipment mfg.....	33431		3.7	0.0	0.0	0.4	0.9	0.0
Audio and video equipment mfg.....	334310		3.7	0.0	0.0	0.4	0.9	0.0
Primary products.....		334310-P	4.1	0.0	0.0	0.4	0.9	0.0
Speakers and commercial sound equipment.....		334310-4	3.6	0.0	0.0	0.8	1.7	0.0
Other consumer audio and video equipment.....		334310-5	5.8	-0.1	0.0	0.0	0.0	0.0
Secondary products and miscellaneous receipts.....		334310-SM						
Miscellaneous receipts.....		334310-M	2.2	0.0	0.0	0.0	1.3	0.0
Semiconductor and other electronic component mfg.....	3344		0.7	0.5	0.1	-0.7	-0.3	0.0
Semiconductor and other electronic component mfg.....	33441		0.7	0.5	0.1	-0.7	-0.3	0.0
Bare printed circuit board mfg.....	334412		9.6	0.0	0.9	0.0	1.8	-0.5
Primary products.....		334412-P	10.6	0.0	1.0	0.0	1.8	0.0
Bare printed circuit boards.....		334412-0	10.6	0.0	1.0	0.0	1.8	0.0
Secondary products and miscellaneous receipts.....		334412-SM2						
Semiconductors and related device mfg.....	334413		3.9	0.4	0.0	-0.2	0.1	-0.3
Primary products.....		334413-P	4.2	0.4	0.0	-0.2	0.1	-0.3
Other semiconductor devices, including parts such as chips, wafers, and heat sinks.....		334413-A	3.8	1.0	0.0	0.6	0.0	0.0
Integrated microcircuits, incl semiconductor networks, microprocessors, & MOS memories.....		334413-1	4.1	0.2	0.1	-0.7	0.2	-0.5
Secondary products and miscellaneous receipts.....		334413-SM						
Electronic connector mfg.....	334417		12.1	0.8	0.5	-0.2	0.0	2.3
Primary products.....		334417-P	12.3	0.9	0.5	-0.3	0.0	2.4
Electronic connectors, including parts.....		334417-0	12.3	0.9	0.5	-0.3	0.0	2.4
Secondary products and miscellaneous receipts.....		334417-SM						
Secondary products.....		334417-S1	6.9	-0.3	0.0	0.2	0.0	0.0
Printed circuit assembly mfg.....	334418		-16.5	0.3	0.0	-3.2	-2.6	-0.1
Primary products.....		334418-P	-15.6	0.3	0.0	-3.3	-3.4	0.0
Printed circuit assemblies, loaded boards, modules, and consumer external modems.....		334418-9	-15.6	0.3	0.0	-3.3	-3.4	-0.1
Secondary products and miscellaneous receipts.....		334418-SM						
Other electronic component mfg.....	334419		3.1	0.5	-0.1	-0.1	-0.4	0.0
Primary products.....		334419-P	4.4	0.5	-0.1	-0.1	0.4	0.0
Other electronic components.....		334419-0	4.4	0.5	-0.1	-0.1	0.4	0.0
Secondary products and miscellaneous receipts.....		334419-SM						
Secondary products.....		334419-S	-0.1	2.2	0.0	-0.3	-0.3	0.0
Capacitor, resistor, coil, transformer, and other inductor mfg.....	33441K		8.6	1.6	0.0	0.6	1.3	0.5
Primary products.....		33441K-P	8.7	1.8	0.1	0.6	1.4	0.5
Capacitors for electronic circuitry.....		33441K-4	5.1	3.0	0.0	0.1	0.0	0.0
Electronic coils, transformers, and other inductors.....		33441K-6	12.5	0.7	0.1	1.0	3.0	1.2
Secondary products and miscellaneous receipts.....		33441K-SM						
Nav/measuring/medical/control instruments mfg.....	3345		5.3	0.1	0.2	1.7	0.2	0.2
Nav/measuring/medical/control instruments mfg.....	33451		5.3	0.1	0.2	1.7	0.2	0.2
Electromedical apparatus mfg.....	334510		3.4	0.1	0.1	1.3	0.0	0.0
Primary products.....		334510-P	3.5	0.1	0.0	1.3	0.0	0.0
Electromedical equipment, excluding ionizing radiation equipment.....		334510-2	3.6	0.1	0.0	1.5	0.0	0.0
Secondary products and miscellaneous receipts.....		334510-SM						
Miscellaneous receipts.....		334510-M	1.6	0.0	1.6	0.0	0.0	0.0
Search, detection, and navigation instruments.....	334511		2.8	0.0	0.1	1.2	0.0	0.0
Primary products.....		334511-P	2.4	0.0	0.1	1.2	0.0	0.0
Aeronautical, nautical & navigational instruments, not sending or receiving radio signals.....		334511-1	4.3	0.0	1.2	0.7	0.0	0.0
Search, detection, navigation, and guidance systems and equipment.....		334511-3	2.4	0.0	0.0	1.3	0.0	0.0
Secondary products and miscellaneous receipts.....		334511-SM						

See footnotes at end of table.

Table 12. Producer price index percentage changes for the net output of selected industries and their products, not seasonally adjusted — Continued
 [March 2023]

Title ¹	Industry code	Product code	Unadjusted 12-month percent change ²	Unadjusted 1-month percent change ²				
				Mar. 2022 to Mar. 2023 ^P	Oct. to Nov.	Nov. to Dec. ^P	Dec. to Jan. ^P	Jan. to Feb. ^P
Search, detection, and navigation instruments - Continued								
Automatic environmental control mfg.	334512		6.1	0.3	0.0	1.4	0.1	0.0
Primary products.		334512-P	6.2	0.4	0.0	1.6	0.1	0.0
Automatic environmental controls for monitoring residential, commercial, and appliance use.		334512-0	6.2	0.4	0.0	1.6	0.1	0.0
Secondary products and miscellaneous receipts.		334512-SM						
Miscellaneous receipts.		334512-M	4.5	0.0	0.0	0.0	0.0	0.0
Industrial process variable instruments.	334513		11.6	0.7	0.6	2.4	-0.2	0.1
Primary products.		334513-P	12.2	0.8	0.7	2.3	-0.1	0.2
Process control instruments.		334513-0	12.2	0.8	0.7	2.3	-0.1	0.2
Secondary products and miscellaneous receipts.		334513-SM						
Miscellaneous receipts.		334513-M	10.4	0.0	0.0	5.0	-1.7	0.0
Totalizing fluid meters and counting devices mfg.	334514		11.4	0.0	0.2	4.3	2.3	3.2
Primary products.		334514-P	11.7	0.0	0.2	4.1	2.5	3.5
Integrating and totalizing fluid meters, counting devices, and motor vehicle instruments.		334514-0	11.7	0.0	0.2	4.1	2.5	3.5
Counting devices, excluding motor vehicle instruments.		334514-3	—	0.0	—	—	—	—
Motor vehicle instruments.		334514-7	—	0.0	—	—	—	—
Secondary products and miscellaneous receipts.		334514-SM						
Secondary products.		334514-S	—	—	—	—	0.0	0.0
Electricity and signal testing instruments mfg.	334515		4.4	0.0	0.1	2.6	0.0	0.0
Primary products.		334515-P	3.6	0.0	0.1	1.9	0.0	0.0
Test equipment for testing electrical, radio, and communication circuits, and motors.		334515-4	4.4	0.0	0.1	1.9	0.0	0.0
Secondary products and miscellaneous receipts.		334515-SM						
Analytical laboratory instrument mfg.	334516		7.4	0.1	0.2	2.1	1.5	0.2
Primary products.		334516-P	7.1	0.1	0.3	2.1	1.5	0.2
Analytical and scientific instruments, excluding optical.		334516-0	7.1	0.1	0.3	2.1	1.5	0.2
Secondary products and miscellaneous receipts.		334516-SM						
Miscellaneous receipts.		334516-M1	—	0.0	0.0	1.6	0.0	—
Irradiation apparatus mfg.	334517		6.3	0.0	0.0	0.8	0.0	0.1
Primary products.		334517-P	7.3	0.0	0.0	0.8	0.0	0.0
Irradiation (ionizing radiation) equipment.		334517-0	7.3	0.0	0.0	0.8	0.0	0.0
Secondary products and miscellaneous receipts.		334517-SM						
Other measuring and controlling device mfg.	334519		10.5	0.6	0.5	3.2	0.1	0.1
Primary products.		334519-P	11.1	0.7	0.5	3.3	0.1	0.1
Physical properties testing & inspection equipment and kinematic testing & measuring equipment.		334519-4	14.6	1.1	0.0	4.1	0.0	0.0
Nuclear radiation detection and monitoring instruments.		334519-5	10.6	2.6	0.0	3.3	0.0	0.0
Commercial, geophysical, meteorological, and general-purpose instruments and equipment.		334519-7	10.0	0.0	1.4	4.0	-0.3	0.6
Secondary products and miscellaneous receipts.		334519-SM						
Miscellaneous receipts.		334519-M	0.8	-0.1	0.3	0.2	0.0	0.0
Manufacturing and reproducing magnetic and optical media.	3346		9.0	0.0	0.0	1.2	0.0	-0.3
Manufacturing and reproducing magnetic and optical media.	33461		9.0	0.0	0.0	1.2	0.0	-0.3
Manufacturing and reproducing magnetic and optical media.	334610		9.0	0.0	0.0	1.2	0.0	-0.3
Primary products.		334610-P	9.3	0.1	0.0	1.2	0.0	-0.4
Secondary products and miscellaneous receipts.		334610-SM						
Electrical equipment and appliance mfg.	335		8.7	1.0	0.6	1.5	0.3	0.2
Electric lighting equipment mfg.	3351		6.1	0.0	0.2	0.8	0.2	1.2
Electric lighting equipment mfg.	33513		—	—	—	0.8	0.2	1.2
Residential electric lighting fixture mfg.	335131		6.9	-0.4	0.3	0.2	1.8	-0.3
Primary products.		335131-P	7.2	0.0	0.3	0.2	1.5	0.0
Residential-type electric lighting fixtures (except portable), including parts and accessories.		335131-1	2.1	0.0	0.0	0.0	0.3	0.0
Residential-type portable lighting fixtures, including parts and accessories.		335131-4	14.0	0.1	0.7	0.5	3.6	0.0
Secondary products and miscellaneous receipts.		335131-SM						
Secondary products.		335131-S	15.3	0.0	0.0	0.0	5.8	0.0
Nonresidential electric lighting fixture mfg.	335132		6.8	0.0	0.3	1.3	0.0	0.5
Primary products.		335132-P	7.0	0.0	0.3	1.4	0.0	0.5
Commercial and institutional-type electric lighting fixtures, including parts and accessories.		335132-1	6.3	0.0	0.4	1.6	0.0	0.4

See footnotes at end of table.

Table 12. Producer price index percentage changes for the net output of selected industries and their products, not seasonally adjusted — Continued
 [March 2023]

Title ¹	Industry code	Product code	Unadjusted 12-month percent change ²	Unadjusted 1-month percent change ²				
			Mar. 2022 to Mar. 2023 ^P	Oct. to Nov.	Nov. to Dec. ^P	Dec. to Jan. ^P	Jan. to Feb. ^P	Feb. to Mar. ^P
Nonresidential electric lighting fixture mfg - Continued								
Industrial-type electric lighting fixtures, including parts and accessories.....		335132-5	9.7	0.0	0.0	0.0	0.0	1.3
Secondary products and miscellaneous receipts.....		335132-SM						
Secondary products.....		335132-S	6.3	0.0	0.0	0.0	0.1	0.0
Other lighting equipment, including lamps and bulbs mfg.....	335139		4.7	0.0	0.0	0.3	0.0	2.5
Primary products.....		335139-P	—	—	—	0.3	0.0	2.6
Electric lamp bulb, tubes, and components.....		335139-1	6.6	0.0	0.0	1.4	0.0	0.1
Outdoor lighting equipment (including parts and accessories).....		335139-2	2.6	0.0	0.0	0.0	0.0	0.0
Secondary products and miscellaneous receipts.....		335139-SM						
Secondary products.....		335139-S	5.2	0.0	0.0	0.5	0.1	0.2
Household appliance mfg.....	3352		4.5	-0.1	0.6	0.0	0.2	-0.8
Small electrical appliance mfg.....	33521		6.0	0.1	0.4	0.1	0.6	0.0
Small electrical appliance mfg.....	335210		6.0	0.1	0.4	0.1	0.6	0.0
Primary products.....		335210-P	6.7	0.1	0.1	0.1	0.6	0.0
Parts and attachments for small electric household appliances, including fan parts.....		335210-5	1.8	0.0	0.0	0.2	0.0	0.0
Household vacuum cleaners and other floor care machines (including parts and attachments).....		335210-6	11.0	0.1	0.3	-0.3	2.8	0.3
Other small electric household appliances, including fans.....		335210-7	5.5	0.1	0.1	0.3	0.0	-0.1
Secondary products and miscellaneous receipts.....		335210-SM						
Secondary products.....		335210-S	10.4	3.3	0.2	0.1	0.1	2.1
Major household appliance mfg.....	33522		4.2	-0.2	0.7	-0.1	0.1	-1.0
Major household appliance mfg.....	335220		4.2	-0.2	0.7	-0.1	0.1	-1.0
Primary products.....		335220-P	4.1	-0.2	0.7	-0.1	0.1	-1.1
Household cooking appliances.....		335220-1	6.0	-0.2	1.4	0.0	2.5	-2.7
Electric household ranges, ovens (including microwave), surface cooking units, and equipment.....		335220-11	9.0	-0.2	1.2	0.2	0.7	1.0
Gas household ranges, ovens, surface cooking units, and equipment (incl. parts and accessories).....		335220-13	8.9	-1.6	1.7	-0.3	5.6	-3.5
Other household ranges and cooking equipment, including outdoor equipment.....		335220-15	-5.5	2.2	1.8	0.0	0.6	-8.7
Household refrigerators and home freezers.....		335220-2	7.2	1.0	0.2	0.1	0.2	-0.5
Household refrigerators, including combination refrigerator-freezers.....		335220-21	8.7	0.6	0.2	0.1	0.3	-0.5
Other major household appliances.....		335220-8	0.7	-0.8	0.8	-0.4	-2.9	0.5
Household water heaters, electric, for permanent installation.....		335220-81	0.6	0.0	0.0	0.0	0.1	0.0
Household water heaters, excluding electric.....		335220-83	0.9	0.0	0.0	0.0	0.4	0.0
Secondary products and miscellaneous receipts.....		335220-SM						
Miscellaneous receipts.....		335220-M	7.1	0.0	0.0	0.0	0.0	0.0
Electrical equipment mfg.....	3353		10.0	0.4	1.4	0.7	0.4	0.4
Electrical equipment mfg.....	33531		10.0	0.4	1.4	0.7	0.4	0.4
Electric power and specialty transformer mfg.....	335311		12.8	0.6	0.4	1.7	0.4	1.7
Primary products.....		335311-P	12.8	0.6	0.4	1.6	0.4	1.7
Power and distribution transformers, except parts.....		335311-1	—	0.7	0.5	3.0	0.5	—
Secondary products and miscellaneous receipts.....		335311-SM						
Motor and generator mfg.....	335312		8.2	0.0	0.1	0.7	1.2	0.0
Primary products.....		335312-P	8.5	0.0	0.2	0.5	1.4	0.0
Parts, supplies for motors, generators, generator sets, and other rotating equipment.....		335312-C	18.3	0.0	2.1	0.0	4.3	0.0
Other motors and generators n.e.c.....		335312-F	10.3	0.0	0.0	1.1	1.5	0.0
Fractional horsepower motors (rated at less than 746 watts) (except hermetics).....		335312-1	3.7	0.0	0.0	0.7	0.7	0.0
Integral horsepower motors & generators other than for land transport equipment (exc hermetics).....		335312-3	4.7	0.0	0.0	0.0	0.0	0.0
Secondary products and miscellaneous receipts.....		335312-SM						
Miscellaneous receipts.....		335312-M	7.3	0.0	0.0	0.0	0.0	0.0
Secondary products.....		335312-S	8.4	0.0	0.0	3.7	0.0	0.0
Switchgear and switchboard apparatus mfg.....	335313		12.0	0.5	0.8	0.2	-0.1	0.2
Primary products.....		335313-P	13.3	0.6	0.9	0.2	-0.1	0.2
Switchgear, excluding ducts and relays.....		335313-A	17.3	1.2	0.4	0.4	-0.2	0.1
Low voltage panelboards and distribution boards, 1000 volts or less.....		335313-3	13.3	0.0	2.2	0.0	0.0	0.7
Secondary products and miscellaneous receipts.....		335313-SM						
Relay and industrial control mfg.....	335314		7.8	0.6	4.3	0.6	0.2	0.1
Primary products.....		335314-P	7.9	0.1	5.2	0.6	0.1	0.0
Specific-purpose industrial controls.....		335314-C	5.4	0.3	4.4	0.0	0.2	0.2
General-purpose industrial controls.....		335314-F	9.3	0.0	5.6	0.6	0.1	0.0

See footnotes at end of table.

Table 12. Producer price index percentage changes for the net output of selected industries and their products, not seasonally adjusted — Continued
 [March 2023]

Title ¹	Industry code	Product code	Unadjusted 12-month percent change ²	Unadjusted 1-month percent change ²				
				Mar. 2022 to Mar. 2023 ^P	Oct. to Nov.	Nov. to Dec. ^P	Dec. to Jan. ^P	Jan. to Feb. ^P
Relay and industrial control mfg - Continued								
Relays for electronic circuitry, industrial control overload and switchgear type. . . .		335314-1	-	0.0	6.4	1.9	0.0	-
Parts for industrial controls and motor-control accessories.		335314-7	4.8	0.0	3.4	0.3	0.0	0.0
Secondary products and miscellaneous receipts.		335314-SM						
Miscellaneous receipts.		335314-M	6.4	4.0	0.0	0.0	1.4	0.0
Other electrical equipment & component mfg.	3359		10.1	2.0	0.1	3.1	0.2	0.3
Storage battery mfg.	33591		9.2	0.9	0.0	1.8	0.0	0.1
Battery mfg.	335910		7.9	0.5	0.1	1.8	0.0	0.1
Primary products.		335910-P	8.1	0.5	0.1	1.9	0.0	0.1
Storage batteries.		335910-1	5.7	0.5	0.1	-0.1	0.0	-0.2
Storage batteries, lead acid type, BCI dimensional size group 8D or smaller. . . .		335910-11	6.4	0.0	0.0	-0.1	-0.1	-0.3
Storage batteries, lead acid type, larger than BCI dimensional size group 8D. . .		335910-12	4.5	1.1	0.3	0.0	0.0	0.0
Primary batteries.		335910-2	19.7	1.5	0.0	8.6	-0.1	0.9
Secondary products and miscellaneous receipts.		335910-SM						
Secondary products.		335910-S	-	5.6	1.0	0.0	0.0	-
Communication & energy wire & cable mfg.	33592		8.9	4.9	0.3	1.1	2.3	-0.1
Fiber optic cable mfg.	335921		14.6	0.0	0.0	3.7	0.0	0.0
Primary products.		335921-P	15.4	0.0	0.0	3.7	0.0	0.0
Fiber optic cable, made from purchased fiber optic strand.		335921-0	15.4	0.0	0.0	3.7	0.0	0.0
Secondary products and miscellaneous receipts.		335921-SM						
Other communication and energy wire mfg.	335929		8.2	5.5	0.3	0.5	2.8	-0.1
Primary products.		335929-P	7.7	6.2	0.3	0.6	2.9	-0.1
Electronic wire and cable, made of nonferrous metals (purchased wire).		335929-A	2.8	0.3	0.0	2.5	3.0	-0.3
Other insulated wire & cable, incl control & signal, made of nonferrous metals (purchased wire).		335929-F	5.4	-0.1	0.8	0.0	1.1	0.6
Power wire and cable, made from nonferrous metals (purchased wire).		335929-1	20.3	14.5	0.8	-0.9	3.8	-0.3
Secondary products and miscellaneous receipts.		335929-SM						
Wiring device mfg.	33593		18.1	1.0	0.1	8.8	0.2	0.6
Current-carrying wiring device mfg.	335931		25.2	0.9	0.2	18.6	0.4	1.2
Primary products.		335931-P	25.9	1.0	0.3	19.5	0.5	1.1
Current-carrying wiring devices n.e.c.		335931-A	49.3	0.7	0.1	39.4	0.4	0.7
Current-carrying switches for electrical circuitry (including vehicular switches). . . .		335931-1	5.6	0.8	0.0	0.7	0.2	3.0
Current-carrying wire connectors for electrical circuitry.		335931-9	6.0	1.4	0.8	0.8	1.0	-0.2
Secondary products and miscellaneous receipts.		335931-SM						
Secondary products.		335931-S	9.7	0.8	0.0	0.6	0.0	3.4
Noncurrent-carrying wiring device mfg.	335932		11.3	1.1	0.0	0.5	-0.1	0.0
Primary products.		335932-P	11.0	1.3	0.0	0.6	-0.1	0.0
Noncurrent-carrying electrical conduit and conduit fittings, incl. plastic conduit & fittings.		335932-4	7.5	0.2	0.0	1.1	-0.1	0.0
Other noncurrent-carrying wiring devices and supplies (boxes, covers, bar hangers, etc.).		335932-6	-	-	-	-	-0.2	-0.2
Secondary products and miscellaneous receipts.		335932-SM						
All other electrical equipment & component mfg.	33599		3.6	0.7	0.0	-0.5	-1.5	0.4
Carbon and graphite product mfg.	335991		22.0	0.2	1.4	-0.7	0.6	1.4
Primary products.		335991-P	23.3	0.2	1.5	-0.7	0.6	1.4
Carbon and graphite products, including electrodes for electric arc furnaces.		335991-0	23.3	0.2	1.5	-0.7	0.6	1.4
Secondary products and miscellaneous receipts.		335991-SM						
Miscellaneous receipts.		335991-M	-	0.0	0.0	0.0	2.2	-
Miscellaneous electrical equipment mfg.	335999		-1.4	0.9	-0.4	-0.4	-2.2	0.0
Primary products.		335999-P	-2.3	1.0	-0.5	-0.5	-2.6	0.0
Rectifying apparatus.		335999-3	4.4	0.5	0.0	1.3	0.0	0.0
All miscellaneous electrical equipment except rectifying apparatus.		335999-4	-3.3	1.1	-0.6	-0.7	-2.9	0.0
Secondary products and miscellaneous receipts.		335999-SM						
Transportation equipment manufacturing.	336		4.2	0.2	0.3	0.5	0.2	0.2
Motor vehicle manufacturing.	3361		4.1	0.1	0.3	0.3	0.0	-0.1
Automobile and light truck manufacturing.	33611		4.3	0.1	0.4	0.3	0.0	-0.1
Automobile, light truck and utility vehicle mfg.	336110		4.3	0.1	0.4	0.3	0.0	-0.1
Primary products.		336110-P	4.3	0.1	0.4	0.3	0.0	-0.1
Passenger cars and chassis.		336110-1	1.6	0.0	0.0	0.4	0.0	-0.6
Trucks, truck tractors, & bus chassis 14,000 lb or less, incl. minivans & suvs.		336110-2	6.1	0.2	0.7	0.3	0.0	0.1

See footnotes at end of table.

Table 12. Producer price index percentage changes for the net output of selected industries and their products, not seasonally adjusted — Continued
 [March 2023]

Title ¹	Industry code	Product code	Unadjusted 12-month percent change ²	Unadjusted 1-month percent change ²				
			Mar. 2022 to Mar. 2023 ^P	Oct. to Nov.	Nov. to Dec. ^P	Dec. to Jan. ^P	Jan. to Feb. ^P	Feb. to Mar. ^P
Automobile, light truck and utility vehicle mfg - Continued								
Secondary products and miscellaneous receipts.....		336110-SM						
Heavy duty truck manufacturing.....	33612		2.5	0.1	0.0	0.1	0.1	0.0
Heavy duty truck mfg.....	336120		2.5	0.1	0.0	0.1	0.1	0.0
Primary products.....		336120-P	2.3	0.1	0.0	0.1	0.1	0.0
Trucks, truck tractors, and bus chassis (chassis of own manufacture) 14,001 to 33,000 lbs.....		336120-1	3.9	0.3	0.0	0.4	0.5	0.0
Buses, including military and firefighting vehicles (chassis of own manufacture).....		336120-3	7.8	0.1	0.0	0.0	0.0	0.0
Secondary products and miscellaneous receipts.....		336120-SM						
Motor vehicle body and trailer manufacturing.....	3362		6.2	0.0	0.0	-0.1	0.1	0.6
Motor vehicle body and trailer manufacturing.....	33621		6.2	0.0	0.0	-0.1	0.1	0.6
Motor vehicle body mfg.....	336211		14.8	0.0	0.1	0.9	1.0	2.3
Primary products.....		336211-P	14.6	0.0	0.1	1.0	1.1	2.3
Other truck and vehicle bodies, sold separately.....		336211-5	15.1	-0.1	0.0	1.6	0.8	3.4
Dump truck bodies, for sale separately.....		336211-5A	-9.6	-0.9	0.0	0.0	-1.3	-5.0
All other truck and vehicle bodies, sold separately.....		336211-5B	23.1	0.0	0.0	2.3	1.5	6.3
Buses and firefighting vehicles, complete, produced on purchased chassis.....		336211-7	2.1	0.4	0.4	0.0	0.1	0.1
Other trucks and vehicles, complete, produced on purchased chassis.....		336211-9	13.5	0.1	0.1	-0.3	0.0	0.2
Other trucks and vehicles, complete, produced on purchased chassis, except upfitting trucks.....		336211-91	12.4	0.1	0.1	-0.8	0.1	0.6
Secondary products and miscellaneous receipts.....		336211-SM						
Secondary products.....		336211-S	7.2	0.2	0.3	0.0	0.1	2.0
Truck trailer mfg.....	336212		2.1	-0.1	0.1	-1.3	-0.6	0.0
Primary products.....		336212-P	1.9	-0.1	0.1	-1.3	-0.6	0.0
Truck trailers and chassis, axle rating 10,000 lbs or more.....		336212-1	1.2	-0.1	0.1	-1.4	-0.6	0.0
Truck trailers and chassis, axle rating less than 10,000 lbs.....		336212-3	7.5	-0.2	0.0	-0.1	-0.3	0.0
Secondary products and miscellaneous receipts.....		336212-SM						
Secondary products.....		336212-S1	10.9	-0.3	1.0	0.1	0.0	0.0
Motor home mfg.....	336213		1.3	0.0	0.2	0.0	0.5	0.0
Primary products.....		336213-P	1.1	0.0	0.0	0.0	0.5	0.0
Motor homes built on purchased chassis.....		336213-0	1.1	0.0	0.0	0.0	0.5	0.0
Secondary products and miscellaneous receipts.....		336213-SM1						
Travel trailer and camper mfg.....	336214		3.7	0.1	-0.1	0.0	-0.1	-0.1
Primary products.....		336214-P	3.7	0.1	-0.1	0.0	-0.1	-0.1
Travel trailers.....		336214-1	4.6	0.1	0.0	0.0	0.0	0.0
Conventional travel trailers.....		336214-19	6.4	0.1	0.0	0.0	0.0	0.1
Automobile and light truck trailers.....		336214-3	0.3	0.0	-0.6	0.0	-0.3	-0.7
Camping trailers, campers, pick-up covers, and parts.....		336214-5	4.5	0.1	0.0	0.0	0.0	0.1
Other parts and components, excluding appliances and furnishings.....		336214-53	5.8	0.0	0.0	0.0	0.0	0.0
Truck campers, caps, box covers, and fold-down camping trailers.....		336214-56	-	0.1	0.0	0.0	0.0	0.2
Secondary products and miscellaneous receipts.....		336214-SM						
Secondary products.....		336214-S	10.1	0.0	0.0	0.8	-0.1	0.0
Motor vehicle parts manufacturing.....	3363		2.8	0.4	0.0	0.6	-0.2	0.0
Motor vehicle gasoline engine and parts mfg.....	33631		2.5	0.7	0.1	-0.2	0.0	0.1
Motor vehicle gasoline engine and engine parts mfg.....	336310		2.5	0.7	0.1	-0.2	0.0	0.1
Primary products.....		336310-P	1.8	0.5	0.0	-0.2	0.0	0.2
Gasoline engines and engine parts (excluding carburetors).....		336310-2	1.5	0.5	0.0	-0.3	-0.1	0.2
Carburetors, pistons, piston rings, and valves.....		336310-3	5.7	0.0	0.0	0.8	1.4	0.0
Secondary products and miscellaneous receipts.....		336310-SM						
Miscellaneous receipts.....		336310-M1	11.7	6.2	0.0	0.0	0.7	0.0
Secondary products.....		336310-S	4.4	-0.1	1.0	0.0	0.1	0.0
Motor vehicle electric equipment.....	33632		4.0	0.0	0.0	0.5	0.1	0.1
Motor vehicle electrical and electronic equipment mfg.....	336320		4.0	0.0	0.0	0.5	0.1	0.1
Primary products.....		336320-P	4.2	-0.1	0.0	0.4	0.1	0.1
Vehicular lighting equipment.....		336320-1	4.7	0.1	-0.1	0.9	0.3	0.3
Other motor vehicle electrical and electronic equipment.....		336320-2	4.1	-0.1	0.0	0.3	0.0	0.0
Battery charging alternators, generators, and regulators.....		336320-23	-0.3	0.1	0.0	0.1	0.1	0.1
Parts for engine electrical and electronic equipment.....		336320-2A	-2.3	-3.5	0.0	-0.3	0.0	0.0
All other miscellaneous non-engine electrical and electronic equipment.....		336320-2D	3.6	0.0	0.0	0.6	0.0	0.0
All other miscellaneous complete engine electrical equipment, including spark plugs.....		336320-2U	5.2	0.2	0.0	-0.2	0.2	0.0

See footnotes at end of table.

Table 12. Producer price index percentage changes for the net output of selected industries and their products, not seasonally adjusted — Continued
 [March 2023]

Title ¹	Industry code	Product code	Unadjusted 12-month percent change ²	Unadjusted 1-month percent change ²				
				Mar. 2022 to Mar. 2023 ^P	Oct. to Nov.	Nov. to Dec. ^P	Dec. to Jan. ^P	Jan. to Feb. ^P
Motor vehicle electrical and electronic equipment mfg - Continued								
Secondary products and miscellaneous receipts.....		336320-SM						
Miscellaneous receipts.....		336320-M	-0.8	-0.4	0.0	1.3	0.1	0.3
Secondary products.....		336320-S	5.0	0.4	0.0	0.8	0.0	0.2
Motor vehicle steering and suspension parts.....	33633		-2.8	-0.1	0.2	-2.2	0.0	1.0
Motor vehicle steering and suspension components (except spring) manufacturing.....	336330		-2.8	-0.1	0.2	-2.2	0.0	1.0
Primary products.....		336330-P	-3.3	0.0	0.3	-2.2	0.0	1.1
Motor vehicle steering and suspension components (excluding spring), new and rebuilt.....		336330-0	-3.3	0.0	0.3	-2.2	0.0	1.1
Secondary and miscellaneous receipts.....		336330-SM						
Motor vehicle brake system manufacturing.....	33634		8.2	-0.1	-0.2	1.2	0.0	0.2
Motor vehicle brake system mfg.....	336340		8.2	-0.1	-0.2	1.2	0.0	0.2
Primary products.....		336340-P	8.7	-0.1	-0.3	1.5	0.0	0.0
Motor vehicle brake parts and assemblies, new.....		336340-1	8.1	-0.1	-0.3	0.6	0.0	0.1
Motor vehicle drum brake assemblies and parts, new.....		336340-1E	14.1	0.9	-1.4	-0.7	0.0	0.0
Motor vehicle disc brake assemblies and parts, new.....		336340-1F	-1.7	0.0	0.0	1.8	0.0	0.0
Other motor vehicle brake parts and assemblies, new.....		336340-1G	15.7	-0.7	0.1	0.8	-0.1	0.1
Secondary products and miscellaneous receipts.....		336340-SM						
Motor vehicle power train components mfg.....	33635		4.5	-0.2	0.0	1.7	0.1	0.4
Motor vehicle transmission and power train parts manufacturing.....	336350		4.5	-0.2	0.0	1.7	0.1	0.4
Primary products.....		336350-P	4.3	-0.3	0.0	1.7	0.1	0.4
Motor vehicle drive train components, excluding wheels and brakes, new.....		336350-2	4.4	-0.3	0.0	1.8	0.1	0.4
Motor vehicle transmissions (except auxiliary and parts), new.....		336350-20	5.0	0.0	0.0	3.8	0.5	0.0
Parts for manual and automatic transmissions, new.....		336350-23	15.8	-0.5	0.0	0.7	-0.4	-0.2
Other motor vehicle drive train components, except wheels and brakes, new.....		336350-25	0.1	-0.9	0.0	-0.4	-0.2	1.6
Motor vehicle drive train components, rebuilt.....		336350-3	6.0	0.0	0.0	0.4	0.0	0.0
Secondary products and miscellaneous receipts.....		336350-SM						
Secondary products.....		336350-S	3.9	0.3	0.0	0.2	0.0	1.0
Motor vehicle seating and interior trim mfg.....	33636		2.6	-0.3	0.1	0.9	-0.6	0.1
Motor vehicle seating and interior trim mfg.....	336360		2.6	-0.3	0.1	0.9	-0.6	0.1
Primary products.....		336360-P	2.4	-0.8	0.1	0.9	-0.3	0.0
Automobile trimmings.....		336360-1	3.0	0.0	0.0	0.4	-0.9	0.0
Seats for public conveyance and aircraft.....		336360-3	2.9	-0.5	0.2	0.6	0.2	0.1
Secondary products and miscellaneous receipts.....		336360-SM						
Secondary products.....		336360-S	0.5	2.9	-0.1	0.0	-4.0	0.7
Motor vehicle metal stamping.....	33637		0.5	3.7	-0.3	-0.3	-0.4	-2.3
Motor vehicle metal stamping.....	336370		0.5	3.7	-0.3	-0.3	-0.4	-2.3
Primary products.....		336370-P	1.2	4.2	0.0	-0.3	-0.5	-2.4
Automotive job stampings (truck, bus, and passenger car).....		336370-0	1.2	4.2	0.0	-0.3	-0.5	-2.4
Secondary products and miscellaneous receipts.....		336370-SM						
Secondary products.....		336370-S	0.3	0.9	-1.9	0.1	0.0	0.0
Other motor vehicle parts manufacturing.....	33639		2.8	0.1	0.2	1.1	-0.6	0.4
Other motor vehicle parts mfg.....	336390		2.8	0.1	0.2	1.1	-0.6	0.3
Primary products.....		336390-P	2.7	-0.1	0.2	1.1	-0.6	0.4
Filters, new, internal combustion engines and motor vehicles.....		336390-A	10.2	1.0	0.0	0.0	0.0	0.0
Motor vehicle air-conditioning systems and compressors.....		336390-B	-1.6	0.0	0.0	0.0	-0.7	0.0
All other motor vehicle parts and accessories, including trailer hitches.....		336390-8	5.8	-0.2	0.5	2.2	0.2	0.7
Secondary products and miscellaneous receipts.....		336390-SM						
Miscellaneous receipts.....		336390-M	2.2	1.9	0.0	0.0	-1.0	0.0
Secondary products.....		336390-S	3.8	1.0	0.1	1.3	-0.1	0.2
Aerospace product and parts manufacturing.....	3364		4.2	0.2	0.4	0.6	0.6	0.5
Aerospace product and parts manufacturing.....	33641		4.2	0.2	0.4	0.6	0.6	0.5
Aircraft mfg.....	336411		4.0	0.2	0.5	0.6	0.5	0.5
Primary products.....		336411-P	4.1	0.2	0.5	0.5	0.5	0.6
Civilian aircraft.....		336411-3	6.6	0.3	0.6	0.7	0.7	0.8
Military aircraft.....		336411-4	-0.7	0.0	0.0	0.0	0.0	0.0
Modification, conversion, and overhaul of previously accepted aircraft.....		336411-5	-	0.3	2.1	-	-	-
Secondary products and miscellaneous receipts.....		336411-SM						
Secondary products.....		336411-S	-	-	-	-	0.0	0.5
Aircraft engine and engine parts mfg.....	336412		4.4	0.0	0.2	0.8	0.1	0.1

See footnotes at end of table.

Table 12. Producer price index percentage changes for the net output of selected industries and their products, not seasonally adjusted — Continued
 [March 2023]

Title ¹	Industry code	Product code	Unadjusted 12-month percent change ²	Unadjusted 1-month percent change ²				
				Mar. 2022 to Mar. 2023 ^P	Oct. to Nov.	Nov. to Dec. ^P	Dec. to Jan. ^P	Jan. to Feb. ^P
Aircraft engine and engine parts mfg - Continued								
Primary products.....		336412-P	3.9	0.0	0.4	0.7	0.2	0.0
Aeronautical services on aircraft engines.....		336412-5	8.2	0.0	0.0	3.1	0.0	0.0
Aircraft engine parts and accessories.....		336412-7	3.1	0.1	0.8	0.3	0.2	0.1
Parts and accessories for military aircraft engines.....		336412-75	1.9	0.0	0.0	0.0	0.5	0.2
Parts and accessories for civilian aircraft engines.....		336412-77	3.3	0.1	1.0	0.5	0.0	0.0
Secondary products and miscellaneous receipts.....		336412-SM						
Secondary products.....		336412-S	2.9	0.0	0.0	1.0	0.1	1.5
Other aircraft parts and equipment mfg.....	336413		4.9	0.0	0.0	0.8	2.3	0.2
Primary products.....		336413-P	4.8	0.1	0.0	0.6	2.3	0.1
Aircraft propellers and helicopter rotors.....		336413-1	5.7	0.1	0.1	0.2	0.0	0.0
Aircraft parts and auxiliary equipment.....		336413-7	4.7	0.1	0.0	0.6	2.5	0.1
Aircraft landing gear for civilian and military aircraft.....		336413-72	14.1	0.0	0.0	10.9	0.0	0.0
Other aircraft subassemblies and parts for military aircraft.....		336413-73	0.3	0.0	0.1	0.0	0.0	0.2
Other aircraft subassemblies and parts for civilian aircraft.....		336413-74	6.8	0.2	-0.1	0.2	3.3	0.2
Secondary products and miscellaneous receipts.....		336413-SM						
Secondary products.....		336413-S	10.5	-0.2	0.3	4.9	2.8	0.9
Railroad rolling stock manufacturing.....	3365		8.2	0.1	0.2	0.0	0.6	0.9
Railroad rolling stock manufacturing.....	33651		8.2	0.1	0.2	0.0	0.6	0.9
Railroad rolling stock mfg.....	336510		8.2	0.1	0.2	0.0	0.6	0.9
Primary products.....		336510-P	8.4	0.2	0.0	-0.1	0.7	0.8
Street, subway, trolley, and rapid transit cars, and railway maintenance equipment and parts.....		336510-5	5.8	0.6	0.2	-0.2	0.7	0.8
Railway maintenance of way equipment & parts, parts for all railcars, & other railway vehicles.....		336510-54	6.3	0.7	0.2	-0.2	0.7	0.8
Air brake and other brake equipment.....		336510-541	-	0.0	0.0	-0.6	1.5	-
Secondary products and miscellaneous receipts.....		336510-SM						
Miscellaneous receipts.....		336510-M	4.8	0.1	1.6	0.0	0.0	0.0
Secondary products.....		336510-S1	2.7	0.0	0.0	1.0	0.0	0.2
Ship and boat building.....	3366		4.9	0.6	0.5	0.7	0.2	0.1
Ship and boat building.....	33661		4.9	0.6	0.5	0.7	0.2	0.1
Ship building and repairing.....	336611		3.8	0.8	0.5	0.8	0.2	0.1
Primary products.....		336611-P	3.2	0.0	0.6	0.8	0.3	0.1
Ship repair, nonmilitary.....		336611-A	20.0	0.1	2.9	3.7	2.7	0.1
Military self-propelled ships, new construction.....		336611-5	-1.4	0.0	0.1	0.4	-0.6	0.0
Ship repair, military.....		336611-8	2.6	0.0	0.3	0.7	0.5	0.0
Nonmilitary self-propelled ships, new construction.....		336611-9	4.7	0.0	-0.7	0.0	0.0	1.4
Secondary products and miscellaneous receipts.....		336611-SM2						
Boat building.....	336612		8.2	0.2	0.3	0.4	0.2	0.1
Primary products.....		336612-P	7.9	0.2	0.3	0.4	0.2	0.1
Outboard motorboats, including commercial and military (except sailboats and lifeboats).....		336612-1	9.8	0.1	0.3	0.1	0.2	0.1
Outboard motorboats, wood or metal, incl. comm. and military (exc. sailboats and lifeboats).....		336612-11	10.0	0.2	0.2	0.2	0.2	0.2
Outboard motorboats, plastics/fiberglass, incl. comm. and mil. (exc. sailboats and lifeboats).....		336612-14	9.7	0.0	0.4	0.1	0.2	0.1
Inboard motorboats, including commercial and military (except sailboats and lifeboats).....		336612-3	6.7	0.6	0.5	-0.9	0.6	0.4
Inboard cabin cruisers, including commercial and military (except sailboats and lifeboats).....		336612-31	7.0	1.0	1.2	0.0	0.8	0.6
Other inboard motorboats, including commercial and military (except sailboats and lifeboats).....		336612-32	4.8	0.3	0.0	-2.6	0.0	0.0
Inboard-outdrive boats, including commercial and military (except sailboats and lifeboats).....		336612-5	4.7	0.0	0.0	0.0	0.5	0.0
All other inboard-outdrive boats, incl. comm. and military (except sailboats and lifeboats).....		336612-52	3.6	0.0	0.0	0.0	0.5	0.0
All other boats (excluding military and commercial).....		336612-8	7.5	0.0	0.0	6.7	0.0	0.0
Secondary products and miscellaneous receipts.....		336612-SM						
Miscellaneous receipts.....		336612-M	10.8	0.0	0.0	0.0	0.0	0.0
Other transportation equipment manufacturing.....	3369		4.3	0.1	0.1	2.0	0.0	0.8
Other transportation equipment manufacturing.....	33699		4.3	0.1	0.1	2.0	0.0	0.8
Motorcycle, bicycle, and parts mfg.....	336991		5.1	0.0	0.2	0.3	0.0	1.9
Primary products.....		336991-P	5.1	0.0	0.2	0.3	0.0	1.9

See footnotes at end of table.

Table 12. Producer price index percentage changes for the net output of selected industries and their products, not seasonally adjusted — Continued
 [March 2023]

Title ¹	Industry code	Product code	Unadjusted 12-month percent change ²	Unadjusted 1-month percent change ²				
				Mar. 2022 to Mar. 2023 ^P	Oct. to Nov.	Nov. to Dec. ^P	Dec. to Jan. ^P	Jan. to Feb. ^P
Motorcycle, bicycle, and parts mfg - Continued								
Motorcycles, including three-wheel motorbikes, motorscooters, mopeds, and parts.....		336991-3	5.3	0.0	0.2	0.4	0.0	2.3
Bicycles, including parts (excluding children's 2-wheel sidewalk cycles).....		336991-4	4.7	0.2	0.0	0.0	0.0	0.0
Cycles, all types, tubular construction.....		336991-42	6.2	0.4	0.0	0.0	0.0	0.0
Parts for bicycles, unicycles, and adult tricycles.....		336991-45	3.4	0.0	0.1	0.0	0.0	0.0
Secondary products and miscellaneous receipts.....		336991-SM						
Secondary products.....		336991-S	11.3	0.0	0.0	0.0	0.0	4.3
All other transportation equipment mfg.....	336999		3.8	0.1	0.0	3.2	0.0	0.0
Primary products.....		336999-P	3.8	0.0	0.0	3.3	0.0	0.0
All-terrain vehicles and parts.....		336999-4	7.0	0.0	-0.1	6.7	0.0	0.0
All other miscellaneous transportation equipment.....		336999-6	4.2	0.0	0.2	2.8	0.0	0.0
Secondary products and miscellaneous receipts.....		336999-SM						
Secondary products.....		336999-S	3.8	2.4	0.0	0.0	0.0	0.0
Furniture & related product mfg.....	337		7.6	0.9	0.6	0.1	0.4	0.3
HH & institutional furniture & kitchen cabinet mfg.....	3371		7.2	0.7	0.6	0.3	0.4	0.2
Wood kitchen cabinet & countertop mfg.....	33711		6.9	0.0	1.2	0.0	0.0	0.0
Wood kitchen cabinet and countertop mfg.....	337110		6.9	0.0	1.2	0.0	0.0	0.0
Primary products.....		337110-P	6.9	0.0	1.1	0.0	0.0	0.0
Custom wood kitchen cabinets, bathroom vanities, and related cabinet sold directly to customers.....		337110-H	12.7	0.0	0.8	0.0	0.0	0.0
Stock wood kitchen cabinets and related cabinetwork for permanent installation. ...		337110-1	2.3	0.0	0.0	0.0	0.0	0.0
Custom wood kitchen cabinets and related cabinetwork not sold direct to customer at retail.....		337110-4	-	0.0	-	-	-	-
Secondary products and miscellaneous receipts.....		337110-SM						
Household & institutional furniture mfg.....	33712		7.4	1.0	0.3	0.5	0.6	0.3
Upholstered household furniture mfg.....	337121		6.7	0.4	0.1	0.0	0.6	0.3
Primary products.....		337121-P	8.3	0.5	0.1	-0.1	0.6	0.3
Upholstered household furniture, excl. dual-purpose sleep furniture.....		337121-1	8.1	0.5	0.1	-0.1	0.7	0.3
Upholstered household sofas, davenports, settees, and loveseats, except custom.....		337121-11	8.6	0.7	0.2	-0.1	0.8	0.3
Upholstered household sectional sofa pieces, except custom.....		337121-12	6.1	0.1	-0.1	0.0	0.7	0.2
Upholstered household rocking chairs, including swivel rockers, except custom.....		337121-13	9.7	0.5	0.9	0.0	0.0	4.2
Other upholstered household furniture, including custom sold at retail.....		337121-15	4.7	0.4	0.3	0.0	0.4	0.1
Dual-purpose sleep furniture incl. futon, conv. sofa, jackknife & chair beds, except custom.....		337121-4	12.6	0.7	0.0	0.0	0.0	0.2
Secondary products and miscellaneous receipts.....		337121-SM						
Miscellaneous receipts.....		337121-M	0.0	0.0	0.0	0.0	0.0	0.0
Nonupholstered wood household furniture mfg.....	337122		6.0	0.0	0.0	3.4	0.9	0.7
Primary products.....		337122-P	6.9	0.0	0.0	2.6	0.9	0.9
Wood dining room, kitchen, outdoor, and ready-to-assemble furniture, excl. cabinets and custom.....		337122-G	-	-	-	6.5	-0.2	2.7
Custom nonupholstered wood household furniture sold direct, excl. kitchen cabinets and vanities.....		337122-J	-	0.0	0.0	-	-	-
Wood household den, family room, library, and living room furniture, except custom.....		337122-1	5.6	0.0	0.0	1.8	0.7	0.0
Wood bedroom furniture, including infants' and children's, except custom.....		337122-8	3.0	0.0	0.0	0.4	0.4	0.0
Secondary products and miscellaneous receipts.....		337122-SM						
Secondary products.....		337122-S	13.2	0.1	0.1	18.2	1.7	0.0
Household furniture (except wood and upholstered) mfg.....	337126		11.2	3.9	2.0	0.2	0.6	0.0
Primary products.....		337126-P	7.2	0.3	2.4	0.1	0.4	0.1
Metal dining room and kitchen furniture, incl. padded and plain chairs and stools..		337126-1	7.5	-1.6	8.6	0.0	-0.3	1.2
Metal outdoor and casual furniture, incl. beach, lawn, garden and porch.....		337126-3	9.4	2.4	0.0	0.0	0.0	0.0
Nonupholstered household furniture (except wood and metal).....		337126-6	-	0.0	0.0	0.3	-	-
Secondary products and miscellaneous receipts.....		337126-SM						
Secondary products.....		337126-S	-	-0.2	0.8	1.1	2.0	-
Institutional furniture mfg.....	337127		9.6	1.8	0.2	0.1	0.3	0.1
Primary products.....		337127-P	10.2	1.9	0.3	0.1	0.4	0.1
Other institutional furniture.....		337127-B	6.6	4.4	0.2	0.2	0.0	0.4
School furniture (except stone and concrete), excl. library furniture.....		337127-1	8.9	1.0	0.0	0.2	0.4	0.0
Public building and related furniture, excl. bar, bowling, cafeteria, restaurant and school.....		337127-5	10.9	0.9	0.3	0.0	0.8	0.1
Public furniture (bar, bowling center, cafeteria, and restaurant).....		337127-8	17.5	0.7	0.5	0.0	0.0	0.0

See footnotes at end of table.

Table 12. Producer price index percentage changes for the net output of selected industries and their products, not seasonally adjusted — Continued
 [March 2023]

Title ¹	Industry code	Product code	Unadjusted 12-month percent change ²	Unadjusted 1-month percent change ²				
			Mar. 2022 to Mar. 2023 ^P	Oct. to Nov.	Nov. to Dec. ^P	Dec. to Jan. ^P	Jan. to Feb. ^P	Feb. to Mar. ^P
Institutional furniture mfg - Continued								
Secondary products and miscellaneous receipts.....		337127-SM						
Miscellaneous receipts.....		337127-M	9.6	1.9	0.0	1.9	0.0	0.0
Secondary products.....		337127-S	1.6	-0.1	0.4	-0.1	-0.1	0.4
Office furniture (including fixtures) mfg.....	3372		8.2	1.4	1.0	-0.7	0.6	0.7
Office furniture (including fixtures) mfg.....	33721		8.2	1.4	1.0	-0.7	0.6	0.7
Wood office furniture mfg.....	337211		5.6	-2.2	-0.1	0.1	1.3	0.3
Primary products.....		337211-P	6.0	-2.8	0.0	0.1	1.4	0.3
Wood office furniture panel systems, desking systems, and other wood office furniture.....		337211-A	5.2	0.0	0.0	0.0	0.0	0.4
Wood office seating, including upholstered.....		337211-1	2.0	-8.4	0.0	0.4	3.1	0.1
Wood office desks and desk extensions.....		337211-4	12.8	0.0	-0.1	0.0	2.2	0.4
Wood office files, storage units, and tables.....		337211-7	5.5	0.0	0.0	0.0	0.2	0.5
Secondary products and miscellaneous receipts.....		337211-SM						
Secondary products.....		337211-S	2.6	1.2	-0.3	0.6	0.0	-0.1
Custom architectural woodwork and millwork.....	337212		8.9	0.6	0.0	0.5	1.6	0.0
Primary products.....		337212-P	9.4	0.7	0.0	0.5	1.6	0.0
Custom architectural woodwork, millwork, and fixtures.....		337212-0	9.4	0.7	0.0	0.5	1.6	0.0
Secondary products and miscellaneous receipts.....		337212-SM						
Office furniture, except wood, mfg.....	337214		12.0	4.4	1.0	0.2	0.3	0.5
Primary products.....		337214-P	11.7	4.5	1.2	0.2	0.3	0.5
Office seating, including upholstered, except wood.....		337214-1	2.6	-1.3	4.8	-0.3	-0.2	-0.5
Office files, storage units, and tables, except wood.....		337214-7	11.5	0.7	0.9	1.3	0.0	2.0
Secondary products and miscellaneous receipts.....		337214-SM						
Showcases, partitions, shelving, and lockers mfg.....	337215		3.6	-0.2	2.2	-3.2	-0.2	1.8
Primary products.....		337215-P	2.5	-0.5	2.2	-3.2	-0.2	1.8
Storage racks and accessories, except wood.....		337215-E	-12.2	0.0	-7.1	-6.4	0.0	10.7
Fixtures (bank, office, and store), except wood.....		337215-G	10.4	0.4	3.5	1.3	-0.6	0.0
Wood furniture dimensions and nonwood furniture parts and frames.....		337215-L	-	-0.7	4.0	0.3	-2.9	1.5
Secondary products and miscellaneous receipts.....		337215-SM						
Other furniture related product mfg.....	3379		6.8	0.4	0.1	1.1	0.1	0.1
Mattress mfg.....	33791		4.2	-1.4	0.1	1.3	0.2	0.1
Mattress mfg.....	337910		4.2	-1.4	0.1	1.3	0.2	0.1
Primary products.....		337910-P	4.3	-1.4	0.1	1.4	0.2	0.1
Mattress and foundation sets.....		337910-E	0.6	-3.1	0.0	0.0	0.0	0.0
Innerspring mattresses, excluding crib-size.....		337910-1	6.3	-0.5	0.0	2.6	0.2	0.0
Other mattresses, including crib, foam, waterbed mattresses and mattress inserts.....		337910-4	8.4	0.0	0.3	1.9	0.4	0.0
Foundations, excl. innerspring units, hybrid-type flotation, ensembles, and adjustable units.....		337910-7	3.6	-0.1	0.0	0.2	0.0	0.7
Secondary products and miscellaneous receipts.....		337910-SM						
Blind & shade mfg.....	33792		18.5	7.7	0.0	0.5	0.0	0.1
Blind and shade mfg.....	337920		18.5	7.7	0.0	0.5	0.0	0.1
Primary products.....		337920-P	21.4	10.0	0.0	0.6	0.0	0.1
Other blinds and shades, including curtain and drapery fixtures, poles and rods.....		337920-8	-	-	-	-	0.0	0.0
Secondary products and miscellaneous receipts.....		337920-SM						
Miscellaneous mfg.....	339		4.6	0.3	0.3	1.2	0.0	0.4
Medical equipment & supplies mfg.....	3391		4.2	0.1	0.3	1.3	0.0	0.6
Medical equipment & supplies mfg.....	33911		4.2	0.1	0.3	1.3	0.0	0.6
Surgical and medical instrument mfg.....	339112		4.2	0.0	0.1	1.4	-0.1	0.8
Primary products.....		339112-P	4.4	0.0	0.2	1.3	-0.1	0.8
Surgical and medical instruments.....		339112-0	4.4	0.0	0.2	1.3	-0.1	0.8
Surgical and orthopedic instruments.....		339112-01	5.9	0.0	0.0	0.4	0.0	2.2
Surgical and medical catheters.....		339112-05	0.4	0.1	0.4	-0.1	-0.1	0.5
Other surgical and medical apparatus and instruments, excluding parts.....		339112-06	4.7	-0.4	0.4	3.7	-0.3	0.0
Parts for surgical and medical apparatus and instruments.....		339112-09	4.2	0.0	0.0	1.2	0.0	1.3
Secondary products and miscellaneous receipts.....		339112-SM						
Secondary products.....		339112-S	-	0.0	0.0	0.0	0.1	0.5
Surgical appliance and supplies mfg.....	339113		5.2	0.3	0.1	1.7	-0.1	0.7
Primary products.....		339113-P	5.7	0.3	0.1	1.8	-0.1	0.7

See footnotes at end of table.

Table 12. Producer price index percentage changes for the net output of selected industries and their products, not seasonally adjusted — Continued
 [March 2023]

Title ¹	Industry code	Product code	Unadjusted 12-month percent change ²	Unadjusted 1-month percent change ²				
				Mar. 2022 to Mar. 2023 ^P	Oct. to Nov.	Nov. to Dec. ^P	Dec. to Jan. ^P	Jan. to Feb. ^P
Surgical appliance and supplies mfg - Continued								
Medical and surgical appliances and supplies, incl. orthopedic, prosthetic, and therapeutic.....		339113-2	3.4	0.2	0.1	1.1	-0.1	0.8
Artificial joints and limbs.....		339113-21	—	—	—	—	-0.9	1.4
Other orthopedic and prosthetic appliances.....		339113-22	2.4	0.0	0.0	0.8	0.0	1.6
Other medical and surgical appliances and supplies.....		339113-27	4.0	0.3	0.1	1.4	0.1	0.5
Hospital beds and specialized hospital furniture.....		339113-4	15.9	2.8	0.0	—	—	—
Personal industrial and nonindustrial safety equipment and clothing.....		339113-6	11.8	0.0	0.0	0.2	0.1	0.6
Secondary products and miscellaneous receipts.....		339113-SM						
Miscellaneous receipts.....		339113-M	—	0.2	0.0	—	—	—
Secondary products.....		339113-S	3.1	0.0	0.0	0.3	0.1	0.2
Dental equipment and supplies mfg.....	339114		0.7	-0.9	1.7	0.4	0.4	0.2
Primary products.....		339114-P	0.5	-1.1	1.8	0.4	0.5	0.1
Dental professional equipment and supplies.....		339114-1	5.4	0.0	1.8	0.9	0.3	0.0
Professional dental equipment.....		339114-11	8.9	0.0	4.0	—	—	0.0
Professional dental supplies.....		339114-12	2.5	0.0	0.0	0.7	0.0	0.2
Secondary products and miscellaneous receipts.....		339114-SM						
Miscellaneous receipts.....		339114-M	3.9	0.0	1.1	—	—	—
Ophthalmic goods mfg.....	339115		2.4	0.0	1.1	0.0	0.8	0.0
Primary products.....		339115-P	2.5	0.0	1.2	0.0	0.7	0.0
Secondary products and miscellaneous receipts.....		339115-SM						
Other miscellaneous mfg.....	3399		5.1	0.5	0.3	1.0	0.0	0.1
Jewelry & silverware mfg.....	33991		3.7	2.3	0.7	1.8	-0.9	0.4
Jewelry and silverware mfg.....	339910		3.7	2.3	0.7	1.8	-0.9	0.4
Primary products.....		339910-P	4.1	2.5	0.8	1.8	-0.9	0.4
Jewelry, gold and platinum.....		339910-1	3.5	3.6	0.7	1.7	-2.1	0.9
Costume jewelry and novelties.....		339910-4	4.6	0.0	0.0	4.1	0.9	0.0
All other jewelry and personal goods (excluding costume).....		339910-8	5.2	2.2	0.6	0.3	0.3	-0.5
Secondary products and miscellaneous receipts.....		339910-SM						
Miscellaneous receipts.....		339910-M	0.0	0.2	0.1	0.1	0.0	0.0
Sporting & athletic goods mfg.....	33992		2.7	0.4	0.0	1.3	0.2	0.0
Sporting and athletic goods mfg.....	339920		2.7	0.4	0.0	1.3	0.2	0.0
Primary products.....		339920-P	3.0	0.5	0.1	1.3	0.2	0.0
Other sporting and athletic goods.....		339920-A	2.6	0.5	0.0	1.2	0.6	0.0
Golf equipment, excluding apparel and shoes.....		339920-4	1.0	-0.1	0.3	3.0	0.0	0.0
Playground equipment.....		339920-5	9.8	2.9	0.0	2.2	0.0	0.0
Gymnasium and exercise equipment.....		339920-7	3.9	0.0	0.0	0.0	0.0	0.0
Secondary products and miscellaneous receipts.....		339920-SM						
Secondary products.....		339920-S	3.9	0.0	-3.3	0.5	-0.6	0.0
Doll, toy & game mfg.....	33993		5.6	0.0	0.0	1.0	0.0	0.0
Doll, toy, and game mfg.....	339930		5.6	0.0	0.0	1.0	0.0	0.0
Primary products.....		339930-P	3.5	0.0	0.0	1.7	0.0	0.0
Models (operating & static), craft kits/supply, natural science kits, & collectors' miniatures.....		339930-6	1.8	0.0	0.0	0.5	0.0	0.0
Other nonelectronic toys, including parts.....		339930-8	6.4	0.0	0.0	3.2	0.0	0.0
Secondary products and miscellaneous receipts.....		339930-SM						
Office supplies (exc paper) mfg.....	33994		6.9	0.1	0.0	1.3	1.5	-0.3
Office supplies, except paper, mfg.....	339940		6.9	0.1	0.0	1.3	1.5	-0.3
Primary products.....		339940-P	6.9	-0.1	0.0	1.1	1.6	-0.3
Pens, mechanical pencils, markers, and associated parts.....		339940-1	—	-0.7	0.0	0.0	2.0	—
Lead pencils, art goods, office supplies & small office equipment, excluding paper.....		339940-2	8.2	0.3	0.0	1.7	0.8	0.0
Marking devices.....		339940-3	3.2	0.0	0.0	2.0	0.0	0.9
Secondary products and miscellaneous receipts.....		339940-SM						
Miscellaneous receipts.....		339940-M	8.8	0.0	0.0	5.6	0.0	0.0
Secondary Products.....		339940-S	—	—	—	—	—	—
Sign mfg.....	33995		9.3	0.2	0.4	0.8	0.0	0.0
Sign mfg.....	339950		9.3	0.2	0.4	0.8	0.0	0.0
Primary products.....		339950-P	10.2	0.2	0.5	0.7	0.0	0.0
Electric signs and displays, including trade show exhibits.....		339950-1	—	0.0	0.0	0.0	0.0	—
Nonelectric signs and displays, including trade show exhibits.....		339950-4	12.0	0.3	0.8	1.4	0.0	0.0

See footnotes at end of table.

Table 12. Producer price index percentage changes for the net output of selected industries and their products, not seasonally adjusted — Continued
 [March 2023]

Title ¹	Industry code	Product code	Unadjusted 12-month percent change ²	Unadjusted 1-month percent change ²				
				Mar. 2022 to Mar. 2023 ^P	Oct. to Nov.	Nov. to Dec. ^P	Dec. to Jan. ^P	Jan. to Feb. ^P
Sign mfg - Continued								
Secondary products and miscellaneous receipts.....		339950-SM						
All other misc mfg.	33999		4.5	0.4	0.2	0.8	0.0	0.1
Gasket, packing, and sealing device mfg.	339991		8.1	0.1	0.9	2.4	0.0	0.2
Primary products.....		339991-P	8.3	0.0	1.0	2.4	0.0	0.2
Compression packing.....		339991-1	4.4	0.0	0.0	3.3	0.0	0.0
Molded packing and seals.....		339991-2	10.0	0.0	0.9	1.0	0.0	0.0
Nonmetallic gaskets and gasketing.....		339991-3	10.9	0.0	1.1	3.4	0.0	0.5
Metallic gaskets and machined seals.....		339991-7	1.4	0.0	0.0	0.2	0.0	0.0
Rotary oil seals.....		339991-9	14.5	0.0	7.5	3.3	0.0	0.0
Secondary products and miscellaneous receipts.....		339991-SM						
Miscellaneous receipts.....		339991-M	3.3	0.0	0.0	1.3	0.0	0.0
Secondary products.....		339991-S	11.4	2.2	0.1	2.8	-0.1	0.3
Musical instrument mfg.	339992		4.6	0.1	-0.2	0.3	0.4	0.0
Primary products.....		339992-P	5.3	0.1	-0.2	0.3	0.4	0.0
Nonelectronic pianos, organs, and nonelectronic pianos and organ parts, excluding benches.....		339992-A	3.4	0.0	0.0	0.0	0.0	0.0
Other musical instruments and parts.....		339992-7	5.5	0.1	-0.2	0.3	0.5	0.0
Other electronic musical instruments, excluding electronic organs.....		339992-71	1.9	0.6	-1.0	0.0	0.0	0.0
Other nonelectronic musical instruments.....		339992-72	6.8	0.0	0.0	0.5	0.0	0.0
Parts and accessories for other musical instruments, sold separately, excl. benches & cases.....		339992-73	-	0.0	0.0	0.8	-	-
Secondary products and miscellaneous receipts.....		339992-SM						
Miscellaneous receipts.....		339992-M	1.2	0.0	0.0	6.1	0.0	0.0
Fastener, button, needle, and pin mfg.	339993		4.3	0.0	0.3	0.0	0.0	0.0
Primary products.....		339993-P	3.8	0.0	0.3	0.0	0.0	0.0
Fasteners, zippers, buttons, needles, pins, and buckles (except precious metal) ..		339993-0	3.8	0.0	0.3	0.0	0.0	0.0
Secondary products and miscellaneous receipts.....		339993-SM						
Broom, brush, and mop mfg.	339994		4.6	0.8	-0.4	0.7	1.0	0.0
Primary products.....		339994-P	5.9	1.1	0.0	0.7	0.9	0.0
Brooms, mops and dusters.....		339994-1	5.5	3.1	0.0	0.4	0.1	0.0
Mops and dusters, including refills.....		339994-13	4.9	2.9	0.0	0.0	0.0	0.0
Paint and varnish brushes, paint holders, pads, roller frames and rollers.....		339994-3	4.8	0.0	0.0	1.8	1.4	0.0
Paint and varnish brushes.....		339994-31	9.1	0.0	0.0	3.8	1.1	0.0
Paint holders, pads, roller frames and rollers.....		339994-32	1.9	0.0	0.0	0.1	1.7	0.0
Other types of brushes.....		339994-5	6.3	0.4	0.0	0.5	1.3	0.0
Personal brushes.....		339994-51	0.1	0.0	0.0	0.0	0.0	0.0
All other types of brushes, except personal.....		339994-52	13.1	0.8	0.0	0.9	2.1	0.0
Secondary and miscellaneous receipts.....		339994-SM						
Burial casket mfg.	339995		12.8	3.0	0.0	3.4	0.0	0.0
Primary products.....		339995-P	12.7	2.6	0.0	3.4	0.0	0.0
Metal burial caskets and coffins, completely lined and trimmed, adult sizes only. ..		339995-1	14.0	2.9	0.0	0.0	0.0	0.0
Secondary products and miscellaneous receipts.....		339995-SM						
All other miscellaneous mfg.	339999		2.3	0.3	0.1	0.1	-0.2	0.1
Primary products.....		339999-P	2.3	0.1	0.1	0.0	-0.1	0.1
Mirror and picture frames and framed pictures.....		339999-E	6.3	0.0	0.0	0.0	0.0	0.0
All other miscellaneous fabricated products, incl. fire extinguishers and umbrellas.....		339999-L	1.8	0.1	0.1	0.1	-0.1	0.1
Candles, including tapers.....		339999-5	2.1	0.0	0.0	0.0	0.0	0.0
Secondary products and miscellaneous receipts.....		339999-SM						
Secondary products.....		339999-S	1.6	0.1	0.2	-0.6	-3.4	0.1
Services industries								
Merchant wholesalers, durable goods.....	423		-0.9	1.3	2.0	1.4	-0.8	-1.5
Motor vehicle and parts merchant wholesalers.....	4231		-12.5	0.5	11.6	-2.4	-0.2	-7.4
Motor vehicle and parts merchant wholesalers.....	42310		-12.5	0.5	11.6	-2.4	-0.2	-7.4
Motor vehicle and parts merchant wholesalers.....	423100		-12.5	0.5	11.6	-2.4	-0.2	-7.4
Primary services.....		423100-P	-13.0	0.5	12.5	-2.5	-0.3	-7.7
Motor vehicle and parts wholesaler services.....		423100-1	-13.0	0.5	12.5	-2.5	-0.3	-7.7
Furniture and home furnishing merchant wholesalers.....	4232		7.3	-3.9	0.8	1.0	-1.4	0.0
Furniture and home furnishing merchant wholesalers.....	42320		7.3	-3.9	0.8	1.0	-1.4	0.0
Furniture and home furnishing merchant wholesalers.....	423200		7.4	-3.9	0.8	1.0	-1.4	0.0

See footnotes at end of table.

Table 12. Producer price index percentage changes for the net output of selected industries and their products, not seasonally adjusted — Continued
 [March 2023]

Title ¹	Industry code	Product code	Unadjusted 12-month percent change ²	Unadjusted 1-month percent change ²				
			Mar. 2022 to Mar. 2023 ^P	Oct. to Nov.	Nov. to Dec. ^P	Dec. to Jan. ^P	Jan. to Feb. ^P	Feb. to Mar. ^P
Furniture and home furnishing merchant wholesalers - Continued								
Primary services.....		423200-P	7.9	-3.9	0.8	1.0	-1.4	0.0
Furniture and home furnishing wholesaler services.....		423200-1	7.9	-3.9	0.8	1.0	-1.4	0.0
Lumber and other construction materials merchant wholesalers.....	4233		-11.0	-0.8	-2.6	-1.0	-3.3	-1.2
Lumber and other construction materials merchant wholesalers.....	42330		-11.0	-0.8	-2.6	-1.0	-3.3	-1.2
Lumber and other construction materials merchant wholesalers.....	423300		-10.9	-0.8	-2.6	-1.0	-3.3	-1.2
Primary services.....		423300-P	-11.5	-0.9	-2.6	-1.0	-3.4	-1.2
Lumber and other construction material wholesaler services.....		423300-1	-11.5	-0.9	-2.6	-1.0	-3.4	-1.2
Other receipts.....		423300-SM	—	—	—	—	-0.9	-0.1
Professional and commercial equipment and supplies merchant wholesalers.....	4234		5.1	4.2	-1.1	5.0	-1.5	4.3
Professional and commercial equipment and supplies merchant wholesalers.....	42340		5.1	4.2	-1.1	5.0	-1.5	4.3
Professional and commercial equipment and supplies merchant wholesalers.....	423400		5.2	4.3	-1.2	5.0	-1.5	4.3
Primary services.....		423400-P	5.3	6.1	-1.4	5.8	-1.7	3.1
Professional and commercial equipment and supplies wholesaler services.....		423400-1	5.3	6.1	-1.4	5.8	-1.7	3.1
Metal and mineral (except petroleum) merchant wholesalers.....	4235		-13.9	0.1	-9.6	16.7	2.0	-0.9
Metal and mineral (except petroleum) merchant wholesalers.....	42350		-13.9	0.1	-9.6	16.7	2.0	-0.9
Metal and mineral (except petroleum) merchant wholesalers.....	423500		-13.8	0.2	-9.6	16.7	2.0	-1.0
Primary services.....		423500-P	-12.2	0.5	-10.3	16.7	2.0	-1.2
Metals and minerals wholesaler services.....		423500-1	-12.2	0.5	-10.3	16.7	2.0	-1.2
Household appliances and electrical and electronic goods merchant wholesalers.....	4236		-1.9	-1.4	3.0	0.2	-1.0	-2.5
Household appliances and electrical and electronic goods merchant wholesalers.....	42360		-1.9	-1.4	3.0	0.2	-1.0	-2.5
Household appliances and electrical and electronic goods merchant wholesalers.....	423600		-1.6	-1.7	3.0	0.2	-1.0	-2.5
Primary services.....		423600-P	-5.2	1.9	2.3	0.6	-1.7	-2.9
Household appliances, electrical, and electronics wholesaler services.....		423600-1	-5.2	1.9	2.3	0.6	-1.7	-2.9
Hardware, plumbing and heating equipment and supplies merchant wholesalers.....	4237		-7.8	3.4	1.8	-3.0	0.5	-0.8
Hardware, plumbing and heating equipment and supplies merchant wholesalers.....	42370		-7.8	3.4	1.8	-3.0	0.5	-0.8
Hardware, plumbing, and heating equipment and supplies merchant wholesalers.....	423700		-8.4	3.4	1.8	-3.0	0.5	-0.7
Primary services.....		423700-P	3.8	3.6	2.5	-3.0	0.5	-0.8
Hardware, plumbing, and heating equipment and supplies wholesaler services.....		423700-1	3.8	3.6	2.5	-3.0	0.5	-0.8
Machinery, equipment, and supplies merchant wholesalers.....	4238		16.1	3.6	0.8	0.4	-1.6	1.7
Machinery, equipment, and supplies merchant wholesalers.....	42380		16.1	3.6	0.8	0.4	-1.6	1.7
Machinery and supply merchant wholesalers.....	423800		16.2	3.6	0.8	0.3	-1.6	1.7
Primary services.....		423800-P	16.6	3.9	1.0	-0.7	-2.0	2.1
Machinery and supply wholesaler services.....		423800-1	16.6	3.9	1.0	-0.7	-2.0	2.1
Other receipts.....		423800-SM	14.1	2.0	0.1	5.8	0.0	0.0
Miscellaneous durable goods merchant wholesalers (except materials recyclers).....	4239		4.4	0.3	0.8	1.4	-1.1	-0.6
Miscellaneous durable goods merchant wholesalers (except materials recyclers).....	42390		4.4	0.3	0.8	1.4	-1.1	-0.6
Miscellaneous durable goods, except recyclable material, merchant wholesalers.....	423900		4.4	0.3	0.8	1.4	-1.1	-0.5
Primary services.....		423900-P	4.5	0.3	0.9	1.5	-1.1	-0.6
Miscellaneous durable goods wholesaler services.....		423900-1	4.5	0.3	0.9	1.5	-1.1	-0.6
Merchant wholesalers, nondurable goods.....	424		7.5	0.1	-1.7	-0.5	0.8	-0.3
Paper and paper product merchant wholesalers.....	4241		17.8	0.6	0.9	-0.3	-0.4	-1.4
Paper and paper product merchant wholesalers.....	42410		17.8	0.6	0.9	-0.3	-0.4	-1.4
Paper and paper product merchant wholesalers.....	424100		17.8	0.6	0.9	-0.3	-0.3	-1.4
Primary services.....		424100-P	17.6	0.4	0.9	-0.3	-0.3	-1.3
Paper wholesaler services.....		424100-1	17.6	0.4	0.9	-0.3	-0.3	-1.3
Wholesaling of paper and paper products.....		424100-11	15.3	0.4	1.0	-0.4	-0.3	-2.1
Wholesaling of all other goods, except paper and paper products.....		424100-12	37.9	0.7	-0.1	0.3	-0.7	5.5
Drugs and druggists' sundries merchant wholesalers.....	4242		14.4	-0.2	-1.9	7.0	-2.2	0.7
Drugs and druggists' sundries merchant wholesalers.....	42420		14.4	-0.2	-1.9	7.0	-2.2	0.7
Drugs and druggists' sundries merchant wholesalers.....	424200		14.4	-0.2	-1.9	7.0	-2.2	0.7
Primary products.....		424200-P	14.4	-0.2	-1.9	7.0	-2.2	0.7
Wholesaling of pharmaceuticals.....		424200-1	13.5	0.0	-1.7	4.6	-3.8	1.0
Wholesaling of all other goods, except pharmaceuticals.....		424200-2	3.6	-1.1	-3.3	10.8	0.1	0.2
Apparel and piece goods merchant wholesalers.....	4243		4.0	-3.0	-5.4	-3.0	8.7	-1.0

See footnotes at end of table.

Table 12. Producer price index percentage changes for the net output of selected industries and their products, not seasonally adjusted — Continued
 [March 2023]

Title ¹	Industry code	Product code	Unadjusted 12-month percent change ²	Unadjusted 1-month percent change ²				
				Mar. 2022 to Mar. 2023 ^p	Oct. to Nov.	Nov. to Dec. ^p	Dec. to Jan. ^p	Jan. to Feb. ^p
Apparel and piece goods merchant wholesalers - Continued								
Apparel and piece goods merchant wholesalers.....	42430		4.0	-3.0	-5.4	-3.0	8.7	-1.0
Apparel and piece goods merchant wholesalers.....	424300		4.0	-3.0	-5.4	-3.0	8.7	-1.0
Primary services.....		424300-P	4.0	-3.0	-5.4	-3.0	8.7	-1.0
Apparel wholesaler services.....		424300-1	4.0	-3.0	-5.4	-3.0	8.7	-1.0
Wholesaling of apparel.....		424300-11	6.2	-4.3	-2.9	-4.6	11.0	-0.8
Grocery and related product merchant wholesalers.....	4244		7.2	0.3	-3.1	-0.3	-0.1	1.1
Grocery and related product merchant wholesalers.....	42440		7.2	0.3	-3.1	-0.3	-0.1	1.1
Grocery and related product merchant wholesalers.....	424400		7.2	0.3	-3.1	-0.3	-0.1	1.1
Primary services.....		424400-P	7.2	0.3	-3.1	-0.3	-0.1	1.2
Grocery and related product wholesaler services.....		424400-1	7.2	0.3	-3.1	-0.3	-0.1	1.2
Wholesaling of fresh meat, seafood, dairy, and fruits and vegetables.....		424400-11	-1.2	4.0	0.6	-4.9	-1.8	4.3
Wholesaling of packaged frozen and canned foods.....		424400-12	8.6	-8.0	-3.3	1.3	2.2	-0.1
Wholesaling of baked goods, non-alcoholic beverages, and all other groceries...		424400-13	6.8	-1.9	-6.0	2.2	-0.6	-1.0
Wholesaling of all other goods, except groceries.....		424400-14	43.0	22.4	-2.8	0.8	0.2	2.8
Farm product raw material merchant wholesalers.....	424500		-	-	-	-	-0.4	4.5
Primary services.....		424500-P	-	-	-	-	-0.4	4.7
Farm product raw material wholesaler services.....		424500-1	-	-	-	-	-0.4	4.7
Wholesaling of grain and field beans.....		424500-11	-	-	-	-	7.1	-
Wholesaling of all other goods.....		424500-13	-	-	-	7.3	-10.4	8.4
Chemicals and allied products merchant wholesalers.....	4246		-3.3	-0.3	0.5	-1.6	0.2	-1.5
Chemicals and allied products merchant wholesalers.....	42460		-3.3	-0.3	0.5	-1.6	0.2	-1.5
Chemicals and allied products merchant wholesalers.....	424600		-3.3	-0.3	0.5	-1.6	0.2	-1.5
Primary services.....		424600-P	-3.6	-0.3	0.6	-1.6	0.2	-1.6
Wholesaling of chemicals, plastics, and allied products.....		424600-1	-5.3	-0.7	0.1	-0.9	-0.2	-2.2
Wholesaling of all other goods, except chemicals, plastics, and allied products.		424600-2	20.7	4.7	6.9	-4.9	2.1	1.5
Petroleum and petroleum products merchant wholesalers.....	4247		4.5	3.8	-3.0	-4.2	3.6	-2.1
Petroleum and petroleum products merchant wholesalers.....	42470		4.5	3.8	-3.0	-4.2	3.6	-2.1
Petroleum and petroleum products merchant wholesalers.....	424700		4.5	3.8	-3.0	-4.2	3.6	-2.1
Primary services.....		424700-P	4.3	4.0	-3.3	-4.2	3.6	-2.1
Wholesaling of petroleum products.....		424700-1	4.1	4.1	-3.4	-4.3	3.6	-2.1
Wholesaling of all other goods, except petroleum products.....		424700-2	14.0	1.6	-0.4	1.5	5.5	0.5
Beer, wine, and distilled alcoholic beverage merchant wholesalers.....	4248		10.5	0.8	-0.5	0.9	0.7	-0.9
Beer, wine, and distilled alcoholic beverage merchant wholesalers.....	42480		10.5	0.8	-0.5	0.9	0.7	-0.9
Beer, wine, and distilled alcoholic beverage merchant wholesalers.....	424800		10.5	0.8	-0.5	0.9	0.7	-0.9
Primary services.....		424800-P	10.5	0.8	-0.5	0.9	0.7	-0.9
Alcoholic beverage wholesaler services.....		424800-1	10.5	0.8	-0.5	0.9	0.7	-0.9
Wholesaling of beer, wine, and distilled alcoholic beverages.....		424800-11	10.5	0.8	-0.5	0.9	0.5	-0.9
Wholesaling of all other goods, except alcoholic beverages.....		424800-12	10.6	0.3	-0.6	0.2	8.5	0.1
Miscellaneous nondurable goods merchant wholesalers.....	4249		11.3	-2.8	0.5	0.4	2.1	-1.6
Miscellaneous nondurable goods merchant wholesalers.....	42490		11.3	-2.8	0.5	0.4	2.1	-1.6
Miscellaneous nondurable goods merchant wholesalers.....	424900		11.3	-2.8	0.5	0.4	2.1	-1.6
Primary services.....		424900-P	11.4	-2.8	0.5	0.4	2.1	-1.6
Miscellaneous nondurable good wholesaler services.....		424900-1	11.4	-2.8	0.5	0.4	2.1	-1.6
Material recyclers.....	429930		-19.6	-2.3	3.5	6.8	3.8	7.1
Primary products.....		429930-P	-18.7	-2.4	3.9	7.8	4.9	8.3
Ferrous metal scrap.....		429930-1	-22.0	-3.3	5.2	10.6	6.1	10.8
Carbon steel scrap.....		429930-11	-19.9	-4.2	5.0	10.9	6.2	12.7
Heavy melting scrap.....		429930-111	-21.9	-	-	14.5	10.0	8.3
Carbon steel scrap bundles.....		429930-112	-21.7	-5.9	9.5	11.3	6.0	20.8
Shredded carbon steel scrap.....		429930-113	-16.5	-5.0	5.2	9.0	7.5	14.6
Cut plate and structural scrap.....		429930-114	-14.2	-2.4	6.8	10.9	6.8	9.5
Other carbon steel scrap.....		429930-115	-	-	-	-	-	-
Stainless and alloy steel scrap.....		429930-12	-46.2	7.9	12.2	7.1	4.9	-8.3
Other ferrous scrap.....		429930-14	-	3.0	-1.8	25.4	-	-
Nonferrous metal scrap.....		429930-2	-24.1	1.6	2.4	0.2	-2.5	-0.8
Copper base scrap.....		429930-21	-8.8	9.2	2.0	2.4	1.4	0.3
No 1 copper wire, heavy.....		429930-211	-11.5	13.7	1.1	3.2	0.8	0.3
No 2 copper wire, mixed.....		429930-212	-11.4	14.5	1.6	4.2	-0.1	0.4

See footnotes at end of table.

Table 12. Producer price index percentage changes for the net output of selected industries and their products, not seasonally adjusted — Continued
 [March 2023]

Title ¹	Industry code	Product code	Unadjusted 12-month percent change ²	Unadjusted 1-month percent change ²				
				Mar. 2022 to Mar. 2023 ^P	Oct. to Nov.	Nov. to Dec. ^P	Dec. to Jan. ^P	Jan. to Feb. ^P
Material recyclers - Continued								
Yellow brass scrap.....		429930-213	-12.2	4.1	3.8	2.2	4.4	0.4
Used beverage can scrap.....		429930-223	-33.4	7.9	2.5	0.4	8.9	-0.1
Other old aluminum base scrap.....		429930-224	—	4.8	0.0	2.5	2.9	—
Other nonferrous scrap (including lead, zinc and precious metals).....		429930-23	-33.9	-2.4	-3.1	-3.5	-10.8	-4.7
Recyclable paper.....		429930-3	-59.3	-23.8	11.5	-4.3	10.7	0.1
News and other low grade recyclable paper.....		429930-31	-53.8	-27.6	0.0	-4.3	0.0	4.6
Corrugated recyclable paper.....		429930-33	-62.5	-35.6	25.7	-3.4	21.4	2.0
High grade recyclable paper (including pulp substitutes and deinking).....		429930-34	-52.0	-0.6	-3.1	-5.6	-3.2	-5.4
Recyclable materials, excluding metals and paper.....		429930-4	-3.9	0.7	-0.1	3.9	-5.8	0.0
Recyclable plastics.....		429930-42	-10.5	-5.4	-0.5	1.6	-0.7	0.0
Other receipts.....		429930-SM1						
Motor vehicle and parts dealers.....	441		-7.6	-1.0	-1.8	-5.1	-0.7	0.6
Automobile dealers.....	4411		-11.6	-1.0	-2.6	-7.5	-0.3	1.1
New car dealers.....	44111		-11.6	-1.0	-2.6	-7.5	-0.3	1.1
New car dealers.....	441110		-11.8	-1.0	-2.6	-7.7	-0.4	1.3
Primary services.....		441110-P	-11.7	-0.8	-2.4	-8.3	-0.6	1.5
Vehicle sales.....		441110-1	-22.0	-2.0	-6.4	-10.6	-0.8	2.0
New vehicle sales.....		441110-101	-17.0	0.1	-7.3	-11.1	-1.8	2.3
Used vehicle sales.....		441110-102	-25.1	-5.9	-4.8	-6.5	6.1	0.0
Service labor and parts.....		441110-2	3.7	0.1	0.5	0.7	0.2	0.0
Other receipts.....		441110-SM	—	-1.4	-3.2	-5.0	0.6	—
Recreational vehicle dealers.....	44121		-37.4	-11.9	-7.9	15.2	-6.1	0.8
Recreational vehicle dealers.....	441210		-37.4	-11.9	-7.9	15.2	-6.1	0.8
Primary services.....		441210-P	-40.6	-13.2	-7.8	14.0	-5.8	0.8
Recreational vehicle dealer services.....		441210-1	-40.6	-13.2	-7.8	14.0	-5.8	0.8
Boat dealers.....	441222		8.4	4.8	0.4	-5.4	-1.7	0.3
Primary services.....		441222-P	7.7	4.8	0.4	-5.9	-1.8	0.3
Boat dealer services.....		441222-1	7.7	4.8	0.4	-5.9	-1.8	0.3
Other receipts.....		441222-SM3	—	—	—	—	—	—
Automotive parts, accessories and tire retailers.....	4413		9.7	-1.7	1.3	1.3	-1.3	-1.3
Automotive parts and accessories retailers.....	44133		11.2	-2.5	2.4	1.2	-0.4	-1.8
Automotive parts and accessories retailers.....	441330		11.2	-2.5	2.4	1.2	-0.4	-1.8
Primary services.....		441330-P	11.2	-2.5	2.4	1.2	-0.4	-1.8
Automotive parts and accessories store services, in-store retailing.....		441330-A	11.2	-2.5	2.4	1.2	-0.4	-1.8
Tire dealers.....	44134		6.8	-0.1	-0.9	1.6	-3.1	-0.4
Tire dealers.....	441340		6.8	-0.1	-0.9	1.6	-3.1	-0.4
Primary services.....		441340-P	6.8	-0.1	-0.9	1.6	-3.1	-0.4
Tire dealer services, in-store retailing.....		441340-A	6.8	-0.1	-0.9	1.6	-3.1	-0.4
Building material & garden supply retailers.....	444		-16.6	0.6	-4.4	1.4	2.9	0.2
Building material and supplies dealers.....	4441		-20.1	0.5	-4.9	1.3	3.3	-1.2
Building material and supplies dealers.....	44410		-20.1	0.5	-4.9	1.3	3.3	-1.2
Building materials and supplies dealers.....	444100		-20.1	0.5	-4.9	1.3	3.3	-1.2
Primary services.....		444100-P	-20.1	0.5	-4.9	1.3	3.3	-1.2
Building materials and supplies dealer services, in-store retailing.....		444100-A	-25.2	0.5	-4.9	1.6	-3.2	-1.6
Retailing of building materials, paint, and hardware.....		444100-A1	-32.9	0.7	-5.7	1.4	-3.9	-2.5
Retailing of all other goods.....		444100-A2	15.6	-0.4	-2.3	2.7	-0.2	2.0
Lawn and garden equip and supplies retailers.....	4442		20.9	1.3	0.5	1.6	1.0	6.9
Nursery, garden, and farm supply retailers.....	44424		20.9	1.3	0.5	1.6	1.0	6.9
Nursery, garden, and farm supply retailers.....	444240		20.9	1.3	0.5	1.6	1.0	6.9
Primary services.....		444240-P	20.9	1.3	0.5	1.6	1.0	6.9
Nursery, garden center, and farm supply store services, in-store retailing.....		444240-A	20.9	1.3	0.5	1.6	1.0	6.9
Food and beverage retailers.....	445		15.9	-0.4	-1.5	1.8	0.8	1.9
Grocery retailers.....	4451		16.5	-1.1	-1.7	2.4	1.0	2.0
Grocery (except convenience) retailers.....	44511		16.5	-1.1	-1.7	2.4	1.0	2.0
Supermarkets and other grocery stores.....	445110		16.5	-1.1	-1.7	2.4	1.0	2.0
Primary services.....		445110-P	16.5	-1.1	-1.7	2.4	1.0	2.0

See footnotes at end of table.

Table 12. Producer price index percentage changes for the net output of selected industries and their products, not seasonally adjusted — Continued
 [March 2023]

Title ¹	Industry code	Product code	Unadjusted 12-month percent change ²	Unadjusted 1-month percent change ²				
				Mar. 2022 to Mar. 2023 ^P	Oct. to Nov.	Nov. to Dec. ^P	Dec. to Jan. ^P	Jan. to Feb. ^P
Supermarkets and other grocery stores - Continued								
Supermarket and other grocery store services.....		445110-3	16.5	-1.1	-1.7	2.4	1.0	2.0
Retailing of food and beverage products.....		445110-32	17.3	-1.0	-2.2	2.4	0.8	2.3
Retailing of fresh meats.....		445110-321	16.8	2.7	-7.7	7.3	-0.6	5.7
Retailing of fresh fruits and vegetables.....		445110-322	12.2	-1.6	-3.1	2.6	2.9	5.8
Retailing of bakery products.....		445110-323	12.1	-0.5	1.1	-2.8	0.4	2.1
Retailing of dairy products.....		445110-324	42.2	-0.2	3.1	6.8	1.3	-0.8
Retailing of deli products.....		445110-325	6.4	0.0	0.3	-0.6	1.4	-3.6
Retailing of frozen food products.....		445110-326	11.2	-2.5	0.9	-2.2	0.4	-0.1
Retailing of alcoholic beverages.....		445110-327	5.4	-5.5	1.3	-1.1	-1.0	-1.7
Retailing of all other food and beverage products.....		445110-328	21.8	-3.0	-2.3	1.9	0.7	3.2
Retailing of nonfood products.....		445110-33	12.9	-1.2	0.5	2.1	2.4	0.3
Retailing of cleaning and paper products.....		445110-331	10.4	-1.6	-2.8	2.8	1.9	1.8
Retailing of health and beauty products.....		445110-332	12.6	-2.1	-0.3	1.6	4.8	-0.5
Retailing of all other nonfood products.....		445110-333	13.5	-0.6	2.1	2.3	0.3	0.6
Specialty food retailers.....	4452		20.2	10.6	0.6	0.4	0.1	-1.9
Specialty food retailers.....	445200		20.2	10.6	0.6	0.4	0.1	-1.9
Primary services.....		445200-P	20.3	10.7	0.6	0.4	0.1	-1.9
Specialty food retailer services, in-store retailing.....		445200-A	20.3	10.7	0.6	0.4	0.1	-1.9
Beer, wine, and liquor retailers.....	4453		7.0	1.8	0.6	-1.8	-0.8	3.0
Beer, wine, and liquor retailers.....	44532		7.0	1.8	0.6	-1.8	-0.8	3.0
Beer, wine, and liquor retailers.....	445320		7.0	1.8	0.6	-1.8	-0.8	3.0
Primary services.....		445320-P	7.0	1.8	0.6	-1.8	-0.8	3.0
Beer, wine, and liquor retailer services, in-store retailing.....		445320-A	7.0	1.8	0.6	-1.8	-0.8	3.0
Retailing of beer, wine, and liquor.....		445320-A1	5.0	1.9	0.7	-2.2	-2.4	3.6
Retailing of all other goods and sales of prepared foods.....		445320-A2	19.1	1.4	0.1	0.4	9.0	0.0
Furniture, home furnishings, electronics, and appliance retailers.....	449		-	-	-	3.7	0.6	1.2
Furniture and Home Furnishings Retailers.....	4491		-	-	-	3.3	-0.1	0.2
Furniture retailers.....	44911		-7.6	0.9	-0.1	1.3	-0.2	-0.5
Furniture retailers.....	449110		-7.6	0.9	-0.1	1.3	-0.2	-0.5
Primary services.....		449110-P	-8.0	0.8	-0.1	1.3	-0.2	-0.5
Furniture retailer services, in-store retailing.....		449110-A	-8.0	0.8	-0.1	1.3	-0.2	-0.5
Other receipts.....		449110-SM	-	-	-	0.7	0.0	-0.1
Floor covering retailers.....	44912		23.4	-0.7	-7.3	8.8	0.2	1.8
Floor covering retailers.....	449121		23.4	-0.7	-7.3	8.8	0.2	1.8
Primary services.....		449121-P	23.4	-0.7	-7.3	8.8	0.2	1.8
Floor covering retailer services, in-store retailing.....		449121-A	23.4	-0.7	-7.3	8.8	0.2	1.8
Electronics and appliance retailers.....	4492		4.0	-2.6	-3.7	4.3	1.9	3.0
Electronics and appliance retailers.....	44921		4.0	-2.6	-3.8	4.3	1.9	3.0
Electronics and appliance retailers.....	449210		4.0	-2.7	-3.9	4.3	1.9	3.0
Primary products.....		449210-P	4.2	-3.3	-4.8	4.5	1.9	3.0
Electronics and appliance retailers services, in-store retailing.....		449210-A	-5.3	-3.3	-4.8	0.9	0.3	-1.6
Retailing of entertainment and communication products.....		449210-A1	1.3	-9.2	-7.8	-0.1	0.6	1.8
Retailing of computers, hardware, software, and supplies.....		449210-A2	-0.1	0.8	-4.7	2.7	-0.1	-3.0
Retailing of major household appliances.....		449210-A3	-1.9	-0.8	4.5	0.3	-0.1	-4.0
Retailing of all other goods.....		449210-A4	-29.5	-4.3	-13.2	-0.7	0.6	-3.4
Electronic and appliance retailers services, online retailing.....		449210-B	-	-	-	10.9	4.5	10.1
General merchandise retailers.....	455		9.5	-1.8	0.5	-0.1	1.7	1.5
Department stores.....	4551		8.4	-3.1	1.9	2.8	-0.5	5.6
Department stores.....	45511		8.4	-3.1	1.9	2.8	-0.5	5.6
Department stores.....	455110		8.4	-3.1	1.9	2.8	-0.5	5.6
Primary services.....		455110-P	8.4	-3.1	1.9	2.8	-0.5	5.6
Department store services, in-store retailing.....		455110-A	0.9	-3.1	1.9	3.6	-0.9	-2.2
Department store services, online retailing.....		455110-B	-	-	-	1.0	0.2	21.6
Other general merchandise retailers.....	4552		11.4	-1.3	-0.1	-0.6	2.0	0.9
Other general merchandise retailers.....	45521		11.4	-1.3	-0.1	-0.6	2.0	0.9
Warehouse clubs, supercenters, and other general merchandise retailers.....	455210		11.4	-1.3	-0.1	-0.6	2.0	0.9
Primary services.....		455210-P	11.0	-1.4	-0.1	-0.6	2.0	0.9

See footnotes at end of table.

Table 12. Producer price index percentage changes for the net output of selected industries and their products, not seasonally adjusted — Continued
 [March 2023]

Title ¹	Industry code	Product code	Unadjusted 12-month percent change ²	Unadjusted 1-month percent change ²					
				Mar. 2022 to Mar. 2023 ^P	Oct. to Nov.	Nov. to Dec. ^P	Dec. to Jan. ^P	Jan. to Feb. ^P	Feb. to Mar. ^P
Warehouse clubs, supercenters, and other general merchandise retailers - Continued									
Warehouse clubs, supercenters, and other general merch. retailer services, in-store retailing.....		455210-A	13.7	-1.4	-0.1	-1.1	4.2	1.7	
Warehouse clubs and supercenters.....		455210-A1	13.5	-1.7	-0.2	-1.3	4.8	2.0	
All other general merchandise stores.....		455210-A2	11.2	-0.1	0.1	0.1	-0.9	-0.3	
Health and personal care retailers.....	456		-3.0	-0.1	-1.2	1.2	-1.8	1.5	
Health and personal care retailers.....	4561		-3.0	-0.1	-1.2	1.2	-1.8	1.5	
Pharmacies and drug retailers.....	45611		-3.8	-0.2	-1.2	1.3	-2.0	1.7	
Pharmacies and drug retailers.....	456110		-3.8	-0.2	-1.2	1.3	-2.0	1.7	
Primary services.....		456110-P	-3.8	-0.2	-1.2	1.3	-2.0	1.7	
Pharmacy and drug retailer services, in-store retailing.....		456110-A	-4.7	-0.2	-1.2	0.6	-3.3	2.8	
Retailing of prescription drugs.....		456110-A1	-5.2	-0.5	-2.0	0.9	-4.3	2.6	
Retailing of over-the-counter drugs and all other goods.....		456110-A2	-3.1	0.5	0.5	-0.4	0.0	3.4	
Retailing of over-the-counter drugs.....		456110-A21	9.0	0.9	0.1	0.3	0.7	14.3	
Retailing of all other goods.....		456110-A22	-6.8	0.3	0.6	-0.6	-0.3	0.0	
Optical goods retailers.....	45613		-10.3	-2.4	-3.6	0.9	0.0	0.0	
Optical goods retailers.....	456130		-10.3	-2.4	-3.6	0.9	0.0	0.0	
Primary services.....		456130-P	-10.8	-2.6	-3.6	0.9	0.0	0.0	
Optical goods retailer services, in-store retailing.....		456130-A	-10.8	-2.6	-3.6	0.9	0.0	0.0	
Food (health) supplement retailers.....	456191		10.8	2.8	1.1	-1.5	0.1	0.1	
Primary services.....		456191-P	10.8	2.8	1.1	-1.5	0.1	0.1	
Food (health) supplement store services, in-store retailing.....		456191-A	10.8	2.8	1.1	-1.5	0.1	0.1	
Gasoline Stations and Fuel Dealers.....	457		-	-	-	-9.4	-0.2	-6.0	
Gasoline stations.....	4571		-14.2	-0.7	10.3	-11.0	-1.8	-7.1	
Gasoline stations.....	45710		-14.2	-0.7	10.3	-11.0	-1.8	-7.1	
Gasoline stations.....	457100		-14.2	-0.7	10.4	-11.0	-1.8	-7.1	
Primary products.....		457100-P	-14.3	-0.1	11.0	-11.6	-1.2	-7.3	
Gasoline station services.....		457100-1	-14.3	-0.1	11.0	-11.6	-1.2	-7.3	
Retailing of automotive fuels and lubricants.....		457100-11	-22.8	2.8	15.8	-15.7	-2.7	-14.3	
Retailing of all other goods, sales of prepared foods, and repair services.....		457100-12	7.8	-6.8	-1.3	0.9	2.6	9.5	
Fuel dealers.....	4572		11.2	22.7	5.3	-0.1	7.9	-0.7	
Fuel dealers.....		45721	-	22.7	5.3	-	-	-	
Fuel dealers.....	45721		11.2	22.7	5.3	-0.1	7.9	-0.7	
Fuel dealers.....	457210		11.2	22.7	5.3	-0.1	7.9	-0.7	
Primary services.....		457210-P	11.3	22.7	5.3	-0.1	8.0	-0.7	
Fuel dealer services.....		457210-1	11.3	22.7	5.3	-0.1	8.0	-0.7	
Clothing and clothing accessories retailers.....	458		8.9	-6.1	1.7	-5.4	10.9	1.2	
Clothing retailers.....	4581		8.1	-8.1	2.9	-6.9	9.9	1.3	
Clothing retailers.....	45811		8.1	-8.1	2.9	-6.9	9.9	1.3	
Clothing and clothing accessories retailers.....	458110		8.1	-8.1	2.9	-6.9	9.9	1.3	
Primary services.....		458110-P	8.1	-8.1	2.9	-6.9	9.9	1.3	
Clothing and clothing accessories retailer services, in-store retailing.....		458110-A	4.9	-8.1	2.9	-7.1	6.9	1.2	
Retailing of apparel.....		458110-A1	5.9	-8.3	3.1	-6.9	9.2	0.6	
Retailing of men's apparel.....		458110-A11	4.8	-6.8	-1.2	-3.0	8.6	5.1	
Retailing of women's apparel.....		458110-A12	6.3	-9.5	5.0	-5.9	8.3	-1.2	
Retailing of children's apparel.....		458110-A13	4.7	-4.9	1.8	-18.9	15.0	-0.2	
Retailing of all other goods.....		458110-A2	3.9	-7.3	2.1	-7.5	1.4	2.9	
Clothing and clothing accessories retailer services, online retailing.....		458110-B	-	-	-	-	-	1.6	
Shoe retailers.....	4582		8.3	-1.8	-4.0	-7.1	23.7	1.7	
Shoe retailers.....	45821		8.3	-1.8	-4.0	-7.1	23.7	1.7	
Shoe retailers.....	458210		8.3	-1.8	-4.0	-7.1	23.7	1.7	
Primary services.....		458210-P	8.3	-1.8	-4.0	-7.1	23.7	1.7	
Shoe retailer services, in-store retailing.....		458210-A	8.3	-1.8	-4.0	-7.1	23.7	1.7	
Jewelry retailers.....	4583		6.6	0.7	1.4	1.8	0.8	0.1	
Jewelry retailers.....	45831		6.6	0.7	1.4	1.8	0.8	0.1	
Jewelry retailers.....	458310		6.6	0.7	1.4	1.8	0.8	0.1	
Primary services.....		458310-P	6.6	0.7	1.4	1.8	0.8	0.1	

See footnotes at end of table.

Table 12. Producer price index percentage changes for the net output of selected industries and their products, not seasonally adjusted — Continued
 [March 2023]

Title ¹	Industry code	Product code	Unadjusted 12-month percent change ²	Unadjusted 1-month percent change ²				
			Mar. 2022 to Mar. 2023 ^P	Oct. to Nov.	Nov. to Dec. ^P	Dec. to Jan. ^P	Jan. to Feb. ^P	Feb. to Mar. ^P
Jewelry retailers - Continued								
Jewelry retailer services, in-store retailing.....		458310-A	7.3	0.7	1.4	2.2	1.0	0.1
Sporting goods and hobby retailers.....	4591		-6.3	-1.3	-5.3	-1.9	0.4	0.2
Sporting goods retailers.....	45911		-8.6	-1.7	-7.0	-2.6	0.2	0.5
Sporting goods retailers.....	459110		-8.6	-1.7	-7.0	-2.6	0.2	0.5
Primary services.....		459110-P	-8.5	-1.7	-7.0	-2.6	0.2	0.6
Sporting goods store services, in-store retailing.....		459110-A	-9.5	-1.7	-7.0	-3.6	0.0	0.8
Retailing of sporting goods.....		459110-A1	1.4	-2.5	0.0	1.2	3.9	-2.8
Hobby, toy, and game retailers.....	45912		0.8	0.0	0.0	0.0	0.8	-0.4
Hobby, toy, and game retailers.....	459120		0.8	0.0	0.0	0.0	0.8	-0.4
Primary services.....		459120-P	0.8	0.0	0.0	0.0	0.8	-0.4
Hobby, toy, and game store services, in-store retailing.....		459120-A	0.5	0.0	0.0	0.0	0.0	0.0
Retailing of hobby and craft goods, toys, and games (including video games)...		459120-A1	0.7	0.0	0.0	0.1	0.0	0.0
Retailing of all other goods.....		459120-A2	0.2	0.0	0.1	0.0	0.0	0.0
Book retailers and news dealers.....	4592		-2.1	0.5	-7.1	4.8	-2.8	0.2
Book retailers and news dealers.....	45921		-2.1	0.5	-7.1	4.8	-2.8	0.2
Book retailers and news dealers.....	459210		-2.1	0.5	-7.1	4.8	-2.8	0.2
Primary services.....		459210-P	-2.1	0.5	-7.1	4.8	-2.8	0.2
Book retailer and news dealer services, in-store retailing.....		459210-A	-1.4	0.5	-7.1	6.4	-3.8	0.3
Retailing of books.....		459210-A1	-2.6	0.7	-10.1	8.7	-4.9	0.0
Retailing of all other goods.....		459210-A2	0.9	0.0	0.0	0.4	-0.5	1.0
Office supplies, stationery, and gift retailers.....	4594		5.9	1.0	-0.8	0.1	0.4	-0.2
Office supplies, stationery, and gift retailers.....	45940		5.9	1.0	-0.8	0.1	0.4	-0.2
Office supplies, stationery, and gift retailers.....	459400		5.9	1.0	-0.8	0.1	0.4	-0.2
Primary services.....		459400-P	5.9	1.0	-0.8	0.1	0.4	-0.2
Office supplies, stationery, and gift retailer services, in-store retailing.....		459400-A	6.1	1.0	-0.8	0.2	0.6	-0.3
Air transportation.....	481		10.8	-3.8	1.5	2.4	-2.1	2.9
Scheduled air transportation.....	4811		11.4	-4.3	1.7	2.6	-2.4	3.1
Scheduled air transportation.....	48111		11.4	-4.3	1.7	2.6	-2.4	3.1
Scheduled passenger air transportation.....	481111		11.9	-4.4	1.8	2.7	-2.6	3.4
Primary services.....		481111-P	11.9	-4.4	1.8	2.7	-2.6	3.4
Domestic.....		481111-1	10.7	-6.4	2.4	-0.1	0.8	3.6
Domestic first class, including business.....		481111-101	12.4	-10.7	7.8	-3.3	4.5	4.4
Domestic coach.....		481111-102	10.6	-5.9	1.8	0.2	0.4	3.5
International.....		481111-2	17.9	3.5	-0.3	9.5	-10.4	2.9
International first class, including business.....		481111-201	24.8	-19.4	11.3	10.2	-1.5	6.6
International coach.....		481111-202	17.2	6.5	-1.4	9.5	-11.4	2.5
Scheduled freight air transportation.....	481112		1.8	-1.6	-0.6	2.2	3.3	-3.1
Primary services.....		481112-P	-9.9	-4.2	-0.6	-0.9	0.4	-1.0
Scheduled freight air transportation services.....		481112-1	-10.2	-4.3	-0.6	-0.9	0.4	-1.1
Domestic scheduled freight air transportation services.....		481112-101	1.4	-0.4	-1.0	1.6	0.9	0.0
International scheduled freight air transportation services.....		481112-102	-18.4	-7.4	-0.3	-2.7	0.1	-1.9
Scheduled mail air transportation services.....		481112-2	-0.1	0.0	0.0	0.0	0.0	0.0
Nonscheduled air transportation.....	4812		5.1	1.2	0.0	0.4	0.5	0.7
Nonscheduled air transportation.....	48121		5.1	1.2	0.0	0.4	0.5	0.7
Nonscheduled air passenger chartering.....	481211		7.1	1.5	1.2	0.0	0.7	1.4
Primary services.....		481211-P	7.9	1.7	1.4	0.0	0.8	1.4
Domestic nonscheduled air passenger services.....		481211-1	9.6	2.1	1.7	0.0	0.9	1.6
International nonscheduled air passenger services.....		481211-2	0.6	0.0	0.0	0.0	0.0	0.6
Nonscheduled air freight chartering.....	481212		0.8	0.5	-2.6	1.3	0.0	-0.8
Primary services.....		481212-P	0.0	0.5	-2.7	1.4	0.0	-0.8
Domestic nonscheduled air freight services.....		481212-1	9.2	0.0	0.0	0.0	0.0	0.0
International nonscheduled air freight services.....		481212-2	-1.0	0.6	-3.4	4.0	0.0	-2.3
Rail transportation.....	482		6.1	0.8	-0.1	1.0	-1.0	-0.2
Rail transportation.....	4821		6.1	0.8	-0.1	1.0	-1.0	-0.2
Rail transportation.....	48211		6.1	0.8	-0.1	1.0	-1.0	-0.2
Line-haul railroads.....	482111		6.1	0.8	-0.1	1.0	-1.0	-0.2

See footnotes at end of table.

Table 12. Producer price index percentage changes for the net output of selected industries and their products, not seasonally adjusted — Continued
 [March 2023]

Title ¹	Industry code	Product code	Unadjusted 12-month percent change ²	Unadjusted 1-month percent change ²				
				Mar. 2022 to Mar. 2023 ^P	Oct. to Nov.	Nov. to Dec. ^P	Dec. to Jan. ^P	Jan. to Feb. ^P
Line-haul railroads - Continued								
Primary services.....		482111-P	6.1	0.8	-0.1	1.0	-1.0	-0.2
Freight rail transportation.....		482111-4	6.2	0.8	-0.1	1.0	-1.0	-0.2
Carload freight rail transportation.....		482111-411	6.5	0.2	0.6	1.9	-0.9	-0.2
Intermodal freight rail transportation.....		482111-412	4.9	3.1	-2.3	-2.4	-1.5	-0.3
Passenger rail transportation.....		482111-5	2.1	0.0	0.0	0.0	0.0	0.0
Coach service class.....		482111-506	3.0	0.0	0.0	0.0	0.0	0.0
All other service classes.....		482111-507	0.9	0.0	0.0	0.0	0.0	0.0
Water transportation.....	483		21.6	-0.3	-0.1	-2.3	1.2	-0.3
Deep sea freight transportation.....	483111		24.9	-1.3	-0.5	-5.7	3.2	-0.4
Primary services.....		483111-P	24.9	-1.3	-0.5	-5.7	3.2	-0.4
Deep sea freight transportation services.....		483111-5	24.9	-1.3	-0.5	-5.7	3.2	-0.4
Coastal and Great Lakes freight transport.....	483113		19.8	1.2	1.1	0.6	-0.5	-0.2
Primary services.....		483113-P	20.1	1.3	0.9	0.3	-0.5	0.0
Coastal and intercoastal freight transportation.....		483113-1	27.4	1.7	1.0	0.9	-0.6	0.5
Great Lakes - St. Lawrence Seaway freight transportation.....		483113-2	7.7	1.8	-1.9	-1.8	-0.5	-0.3
Coastal and intercoastal towing transportation.....		483113-3	7.3	-0.3	2.5	0.1	-0.3	-1.3
Inland water transportation.....	4832		10.3	0.9	-0.4	0.7	0.3	-0.5
Inland water transportation.....	48321		10.3	0.9	-0.4	0.7	0.3	-0.5
Inland water freight transportation.....	483211		10.3	0.9	-0.4	0.7	0.3	-0.5
Primary services.....		483211-P	10.1	1.0	-0.5	0.7	0.3	-0.6
Inland water freight transportation services.....		483211-3	10.1	1.0	-0.5	0.7	0.3	-0.6
Truck transportation.....	484		-5.1	0.3	-0.6	-2.6	0.8	-2.5
General freight trucking.....	4841		-8.7	0.1	-0.4	-3.3	1.2	-3.1
General freight trucking, local.....	48411		-8.8	0.1	-5.1	-0.3	-0.5	-6.9
General freight trucking, local.....	484110		-8.8	0.1	-5.1	-0.3	-0.5	-6.9
Primary services.....		484110-P	-13.3	0.1	-6.4	-0.4	-1.1	-9.6
General freight trucking services, local.....		484110-1	-13.3	0.1	-6.4	-0.4	-1.1	-9.6
General freight trucking, local, truckload.....		484110-15	-17.5	0.2	-8.4	-0.6	-0.2	-13.5
General freight trucking, local, less than truckload.....		484110-16	-2.6	-0.1	-0.5	0.0	-3.1	-0.5
Other receipts.....		484110-SM	-	0.2	-1.3	-0.2	0.3	-
General freight trucking, long-distance.....	48412		-8.5	0.1	0.6	-4.1	1.7	-2.1
General freight trucking, long-distance TL.....	484121		-10.8	-0.8	2.5	-6.7	3.1	-2.5
Primary services.....		484121-P	-16.6	1.2	-0.4	-5.4	-3.6	-2.9
General freight trucking, long-distance, truckload.....		484121-2	-16.6	1.2	-0.4	-5.4	-3.6	-2.9
General freight trucking, long-distance LTL.....	484122		-2.2	2.1	-3.6	3.0	-1.8	-0.9
Primary services.....		484122-P	-2.2	2.1	-3.6	3.0	-1.8	-0.9
General freight trucking, long-distance less than truckload.....		484122-1	-2.2	2.1	-3.6	3.0	-1.8	-0.9
Specialized freight trucking.....	4842		6.1	0.9	-1.1	-0.3	-0.3	-0.5
Used household and office goods moving.....	48421		1.1	-0.5	-0.2	0.4	-1.3	-1.0
Used household and office goods moving.....	484210		1.1	-0.5	-0.2	0.4	-1.3	-1.0
Primary services.....		484210-P	1.1	-0.5	-0.2	0.4	-1.3	-1.0
Used household and office goods moving, except local.....		484210-2	-0.3	0.7	-0.3	-0.6	-2.0	-1.6
Residential moving services, except local.....		484210-21	-0.1	0.3	-0.4	-0.6	-2.0	-1.8
Commercial and other goods moving services, except local.....		484210-22	0.0	1.6	0.0	-0.6	-2.1	0.0
Used household and office goods moving, local.....		484210-4	3.6	-3.3	0.0	2.4	0.0	0.0
Residential moving services, local.....		484210-41	4.3	-2.4	0.0	2.1	0.0	0.0
Commercial and other goods moving services, local.....		484210-42	2.3	-6.0	0.0	4.3	0.0	0.0
Specialized freight (except used) trucking, local.....	48422		10.8	0.7	-0.7	0.0	-0.1	-0.1
Specialized freight (except used goods) trucking, local.....	484220		10.8	0.7	-0.7	0.0	-0.1	-0.1
Primary services.....		484220-P	10.0	0.8	-0.7	0.0	-0.1	-0.2
Specialized freight (except used goods) trucking, local.....		484220-6	10.0	0.8	-0.7	0.0	-0.1	-0.2
Local hazardous materials trucking (except waste).....		484220-601	-5.8	0.0	-4.3	-0.9	-0.7	-1.0
Local agricultural products trucking without storage.....		484220-602	8.8	0.0	0.0	0.0	0.0	0.0
Dump trucking.....		484220-603	20.7	1.8	0.0	0.0	0.0	0.0
Local specialized trucking without storage.....		484220-604	5.5	0.0	0.0	0.8	0.0	-0.1
Specialized freight (except used) trucking, long-distance.....	48423		3.3	1.5	-1.8	-0.8	-0.2	-0.7
Specialized freight (except used goods) trucking, long-distance.....	484230		3.3	1.5	-1.8	-0.8	-0.2	-0.7

See footnotes at end of table.

Table 12. Producer price index percentage changes for the net output of selected industries and their products, not seasonally adjusted — Continued
 [March 2023]

Title ¹	Industry code	Product code	Unadjusted 12-month percent change ²	Unadjusted 1-month percent change ²				
				Mar. 2022 to Mar. 2023 ^P	Oct. to Nov.	Nov. to Dec. ^P	Dec. to Jan. ^P	Jan. to Feb. ^P
Specialized freight (except used goods) trucking, long-distance - Continued								
Primary services.....		484230-P	3.6	1.6	-2.0	-0.7	-0.3	-0.6
Specialized freight (except used goods) trucking, long-distance.....		484230-6	3.6	1.6	-2.0	-0.7	-0.3	-0.6
Agricultural products trucking, long-distance.....		484230-602	7.7	1.1	2.4	-0.9	-1.4	-0.1
All other specialized trucking, long-distance.....		484230-603	3.0	1.6	-2.6	-0.7	-0.2	-0.7
Pipeline Transportation.....	486		—	0.0	-0.6	0.3	1.2	0.0
Pipeline transportation of crude oil.....	4861		8.4	-0.1	0.0	0.0	0.0	0.0
Pipeline transportation of crude oil.....	48611		8.4	-0.1	0.0	0.0	0.0	0.0
Pipeline transportation of crude oil.....	486110		8.4	-0.1	0.0	0.0	0.0	0.0
Primary services.....		486110-P	8.4	-0.1	0.0	0.0	0.0	0.0
Pipeline transportation of crude oil.....		486110-3	8.4	-0.1	0.0	0.0	0.0	0.0
Trans-Alaskan Pipeline System transportation.....		486110-311	-8.5	-1.6	0.0	-0.2	0.0	0.0
Pipeline transportation of crude petroleum, except on the Trans-Alaskan Pipeline System.....		486110-312	9.6	0.0	0.0	0.1	0.0	0.0
Pipeline transportation of natural gas.....	4862		—	0.0	-2.0	0.4	2.1	0.0
Pipeline transportation of natural gas.....	48621		—	0.0	-2.0	0.4	2.1	0.0
Pipeline transportation of natural gas.....	486210		—	0.0	-2.0	0.4	2.1	0.0
Primary services.....		486210-P	—	0.0	-2.0	0.4	2.1	0.0
Pipeline transportation of natural gas services.....		486210-1	—	0.0	-2.0	0.4	2.1	0.0
Other pipeline transportation.....	4869		8.0	0.1	0.0	0.5	0.1	0.0
Pipeline transportation of refined petroleum products.....	48691		8.0	0.1	0.0	0.5	0.1	0.0
Refined petroleum product pipeline transport.....	486910		8.0	0.1	0.0	0.5	0.1	0.0
Primary services.....		486910-P	8.0	0.1	0.0	0.5	0.1	0.0
Pipeline transportation of refined petroleum products.....		486910-1	8.0	0.1	0.0	0.5	0.1	0.0
Transportation support activities.....	488		-11.2	-5.5	0.4	-1.0	-0.3	-1.5
Air transportation support activities.....	4881		4.2	-0.7	-0.6	2.6	1.5	0.1
Airport operations.....	48811		4.2	-1.4	-0.7	2.5	0.7	1.4
Other airport operations.....	488119		4.2	-1.4	-0.7	2.5	0.7	1.4
Primary services.....		488119-P	4.2	-1.4	-0.7	2.5	0.7	1.4
Aeronautical services.....		488119-5	4.0	0.0	0.0	2.9	0.1	2.8
Landing fees.....		488119-501	5.4	0.0	0.0	5.4	-1.3	8.8
Terminal rental.....		488119-502	5.6	-0.2	-0.1	3.1	1.1	0.2
Other aeronautical services.....		488119-503	-2.3	0.0	0.0	-0.9	0.0	0.0
Non-aeronautical services.....		488119-6	5.8	-3.7	-2.0	2.0	1.3	0.0
Airport parking.....		488119-601	6.2	1.3	0.0	2.1	-0.1	0.0
Lease space for rental cars.....		488119-602	-2.0	-12.4	-11.2	8.0	1.0	0.0
Lease space for concessions.....		488119-603	11.1	-7.9	3.7	-6.6	-0.5	0.0
Other non-aeronautical services.....		488119-604	8.5	0.0	0.0	1.4	5.7	0.0
Other air transportation support activities.....	48819		4.1	0.2	-0.5	2.7	2.7	-1.9
Other support activities for air transport.....	488190		4.1	0.2	-0.5	2.7	2.7	-1.9
Primary services.....		488190-P	4.3	0.0	-0.3	2.6	2.8	-1.8
Other air transportation support activities.....		488190-5	4.3	0.0	-0.3	2.6	2.8	-1.8
Water transportation support activities.....	4883		3.6	0.4	0.0	1.1	1.0	-0.2
Port and harbor operations.....	48831		6.6	1.7	-0.1	1.0	1.5	0.0
Port and harbor operations.....	488310		6.6	1.7	-0.1	1.0	1.5	0.0
Primary services.....		488310-P	6.8	1.6	-0.1	1.1	1.6	0.0
Port and harbor services.....		488310-1	6.8	1.6	-0.1	1.1	1.6	0.0
Marine cargo handling.....	48832		0.5	0.0	0.0	0.0	0.0	0.0
Marine cargo handling.....	488320		0.5	0.0	0.0	0.0	0.0	0.0
Primary services.....		488320-P	0.5	0.0	0.0	0.0	0.0	0.0
Movement of containers.....		488320-8	0.7	0.0	0.0	0.0	0.0	0.0
Other marine cargo handling.....		488320-9	-0.8	0.1	-0.1	0.0	0.1	0.0
Navigational services to shipping.....	48833		8.2	0.1	-0.1	3.4	2.5	-0.8
Navigational services to shipping.....	488330		8.2	0.1	-0.1	3.4	2.5	-0.8
Primary services.....		488330-P	8.7	0.1	-0.1	3.7	2.7	-0.8
Navigational services to shipping and salvage.....		488330-1	8.7	0.1	-0.1	3.7	2.7	-0.8
Freight transportation arrangement.....	4885		-24.2	-10.8	1.3	-3.9	-1.9	-3.0

See footnotes at end of table.

Table 12. Producer price index percentage changes for the net output of selected industries and their products, not seasonally adjusted — Continued
 [March 2023]

Title ¹	Industry code	Product code	Unadjusted 12-month percent change ²	Unadjusted 1-month percent change ²					
			Mar. 2022 to Mar. 2023 ^P	Oct. to Nov.	Nov. to Dec. ^P	Dec. to Jan. ^P	Jan. to Feb. ^P	Feb. to Mar. ^P	
Freight transportation arrangement - Continued									
Freight transportation arrangement	48851		-24.2	-10.8	1.3	-3.9	-1.9	-3.0	
Freight transportation arrangement	488510		-24.2	-10.8	1.3	-3.9	-1.9	-3.0	
Primary services		488510-P	-25.2	-11.1	1.3	-4.2	-2.1	-3.2	
Freight forwarding		488510-1	-0.8	-3.4	0.0	0.0	-0.1	-0.4	
Arrangement of freight and cargo n.e.c.		488510-2	-37.3	-15.6	2.2	-7.0	-3.6	-5.3	
U.S. Postal Service	491		10.0	0.0	0.0	4.0	0.0	0.0	
U.S. Postal Service	4911		10.0	0.0	0.0	4.0	0.0	0.0	
U.S. Postal Service	49111		10.0	0.0	0.0	4.0	0.0	0.0	
U.S. Postal Service	491110		10.0	0.0	0.0	4.0	0.0	0.0	
Primary services		491110-P	10.0	0.0	0.0	4.0	0.0	0.0	
Mailing services (market dominant services)		491110-7	11.0	0.0	0.0	4.5	0.0	0.0	
First class mail		491110-71	10.1	0.0	0.0	4.1	0.0	0.0	
Retail letters		491110-711	8.9	0.0	0.0	4.9	0.0	0.0	
Commercial letters		491110-712	10.2	0.0	0.0	3.4	0.0	0.0	
Retail and commercial flats		491110-713	13.9	0.0	0.0	4.7	0.0	0.0	
Other first class mail and fees		491110-714	11.3	0.0	0.0	4.3	0.0	0.0	
Periodicals mail		491110-72	12.3	0.0	0.0	3.6	0.0	0.0	
Outside county		491110-721	12.3	0.0	0.0	3.6	0.0	0.0	
Other periodicals mail and fees		491110-722	12.0	0.0	0.0	5.4	0.0	0.0	
Standard class mail		491110-73	12.1	0.0	0.0	5.2	0.0	0.0	
High density and saturation flats and parcels		491110-731	11.0	0.0	0.0	5.2	0.0	0.0	
Carrier route basic mail		491110-732	16.2	0.0	0.0	8.4	0.0	0.0	
Bulk letters		491110-733	9.3	0.0	0.0	3.2	0.0	0.0	
Bulk flats		491110-734	13.5	0.0	0.0	6.2	0.0	0.0	
Other standard mail and fees		491110-735	23.2	0.0	0.0	13.0	0.0	0.0	
Package services mail		491110-74	11.9	0.0	0.0	3.7	0.0	0.0	
Special services and fees		491110-75	11.6	0.0	0.0	4.4	0.0	0.0	
Shipping services (competitive services)		491110-8	7.1	0.0	0.0	3.0	0.0	0.0	
Domestic priority mail		491110-81	5.5	0.0	0.0	-0.4	0.0	0.0	
Other shipping services and shipping special services & fees		491110-82	7.7	0.0	0.0	5.5	0.0	0.0	
Couriers and messengers	492		7.6	0.7	-1.2	7.2	-0.1	-0.2	
Couriers and express delivery services	4921		7.6	0.6	-1.3	7.6	-0.1	-0.3	
Couriers and express delivery services	49211		7.6	0.6	-1.3	7.6	-0.1	-0.3	
Couriers and express delivery services	492110		7.6	0.6	-1.3	7.6	-0.1	-0.3	
Primary services		492110-P	7.6	0.6	-1.3	7.6	-0.1	-0.3	
Standard courier services		492110-1	7.6	0.4	-0.3	7.2	-0.1	-0.2	
Expedited courier services		492110-2	7.5	1.0	-3.2	8.3	-0.1	-0.4	
Domestic expedited courier services		492110-201	7.9	1.0	-3.2	8.7	-0.1	-0.4	
International expedited courier services		492110-202	6.5	1.0	-3.2	7.3	-0.1	-0.4	
Local messengers and local delivery	4922		8.9	2.0	0.7	0.6	0.0	0.0	
Local messengers and local delivery	49221		8.9	2.0	0.7	0.6	0.0	0.0	
Local messengers and local delivery	492210		8.9	2.0	0.7	0.6	0.0	0.0	
Primary services		492210-P	8.9	2.0	0.7	0.6	0.0	0.0	
Local messengers and local delivery services		492210-1	8.9	2.0	0.7	0.6	0.0	0.0	
Warehousing and storage	493		17.0	-0.4	2.1	3.2	2.8	-0.5	
Warehousing and storage	4931		17.0	-0.4	2.1	3.2	2.8	-0.5	
General warehousing and storage	49311		20.2	-0.5	3.3	3.6	2.9	-0.3	
General warehousing and storage	493110		20.2	-0.5	3.3	3.6	2.9	-0.3	
Primary services		493110-P	20.2	-0.5	3.3	3.6	2.9	-0.3	
General warehousing and storage services		493110-1	20.2	-0.5	3.3	3.6	2.9	-0.3	
Refrigerated warehousing and storage	49312		4.9	0.0	-2.8	1.9	3.1	-1.5	
Refrigerated warehousing and storage	493120		4.9	0.0	-2.8	1.9	3.1	-1.5	
Primary services		493120-P	4.9	0.0	-2.8	1.9	3.1	-1.5	
Warehousing and storage of refrigerated goods		493120-2	4.9	0.0	-2.8	1.9	3.1	-1.5	
Farm product warehousing and storage	49313		8.3	0.0	0.0	0.0	0.0	0.0	
Farm product warehousing and storage	493130		8.3	0.0	0.0	0.0	0.0	0.0	
Primary services		493130-P	8.5	0.0	0.0	0.0	0.0	0.0	

See footnotes at end of table.

Table 12. Producer price index percentage changes for the net output of selected industries and their products, not seasonally adjusted — Continued
 [March 2023]

Title ¹	Industry code	Product code	Unadjusted 12-month percent change ²	Unadjusted 1-month percent change ²					
				Mar. 2022 to Mar. 2023 ^P	Oct. to Nov.	Nov. to Dec. ^P	Dec. to Jan. ^P	Jan. to Feb. ^P	Feb. to Mar. ^P
Farm product warehousing and storage - Continued									
Farm product warehousing and storage services.....		493130-1	8.5	0.0	0.0	0.0	0.0	0.0	0.0
Publishing industries.....	513		-	-	-	2.0	0.8	0.3	
Newspaper, book, and directory publishers.....	5131		-	-	-	1.6	0.7	0.6	
Newspaper publishers.....	51311		-	-	-	-0.7	0.4	0.0	
Newspaper publishers.....	513110		-	-	-	-0.7	0.4	0.0	
Primary services.....		513110-P	-	-	-	-0.7	0.4	0.0	
Newspaper publishing.....		513110-1	-	-	-	-0.7	0.4	0.0	
Newspaper publishing from print publishers.....		513110-11	3.8	-0.7	1.7	-0.7	0.4	0.0	
Newspaper advertising sales.....		513110-111	-1.4	-0.8	2.2	-2.1	1.1	0.0	
Newspaper advertising sales, print only.....		513110-1111	-1.8	-0.9	2.7	-2.5	1.3	0.0	
Newspaper advertising sales, digital only and print and digital bundled.....		513110-1112	0.7	0.0	0.0	0.0	0.0	0.0	
Newspaper subscription and single copy sales.....		513110-112	9.8	-0.5	1.1	0.0	0.0	0.0	
Newspaper subscriptions, print only.....		513110-1121	10.5	-0.6	1.3	0.0	0.0	0.0	
Newspaper subscriptions, online only and print and online bundled.....		513110-1122	4.0	0.3	0.1	0.0	0.3	0.0	
Periodical publishers.....	51312		-	-	-	3.4	0.9	1.1	
Periodical publishers.....	513120		-	-	-	3.4	0.9	1.1	
Primary services.....		513120-P	-	-	-	1.9	0.1	0.9	
Periodical publishing.....		513120-1	-	-	-	1.9	0.1	0.9	
Periodical publishing from print publishers.....		513120-11	0.3	-2.7	0.0	1.9	0.1	0.9	
Periodicals, advertising sales.....		513120-111	5.2	0.0	0.0	3.4	0.2	1.5	
Specialized business and professional periodicals, advertising sales.....		513120-1111	-	0.0	0.0	9.0	1.1	-	
General and consumer periodicals, advertising sales.....		513120-1112	4.1	0.0	0.0	2.2	0.0	1.9	
Periodicals, subscriptions and single copy sales.....		513120-112	-7.3	-7.6	0.0	0.1	0.0	0.2	
Specialized business and professional periodicals, subscriptions and single copy sales.....		513120-1121	1.2	0.6	0.0	0.6	0.0	0.0	
General and consumer periodicals, subscriptions and single copy sales.....		513120-1122	-10.3	-10.5	0.0	0.0	0.0	0.2	
Book publishers.....	51313		-	-	-	2.1	0.3	1.0	
Book publishers.....	513130		-	-	-	2.0	0.3	1.0	
Primary services.....		513130-P	-	-	-	2.3	0.3	1.1	
Book publishing from print publishers.....		513130-1	6.8	-0.5	1.1	2.3	0.3	1.1	
Print book publishing.....		513130-101	6.7	-0.9	1.0	2.3	0.3	1.1	
General adult and juvenile book publishing.....		513130-1011	2.9	0.5	-0.3	1.3	0.2	0.9	
General adult book publishing.....		513130-10111	1.1	1.0	-0.4	1.4	-0.9	0.3	
Juvenile book publishing.....		513130-10112	4.8	-0.8	-0.2	1.2	1.4	1.6	
Textbook publishing, including teachers' editions and workbooks.....		513130-1012	6.4	-2.2	3.5	0.5	0.4	0.0	
College textbook publishing.....		513130-10121	8.5	-7.5	12.5	1.8	1.5	0.0	
Elementary and high school textbook publishing.....		513130-10122	5.6	0.0	0.0	0.0	0.0	0.0	
Technical, scientific, and professional book publishing.....		513130-1013	11.1	0.0	0.0	5.5	0.0	3.2	
General reference book publishing.....		513130-1014	10.7	-3.9	1.1	0.2	0.1	-1.0	
Religious book publishing.....		513130-1015	0.9	-3.7	-0.4	0.7	3.4	-2.5	
Directory and mailing list publishers.....	51314		-	-	-	2.0	2.4	0.4	
Directory and mailing list publishers.....	513140		-	-	-	1.9	2.4	0.4	
Primary services.....		513140-P	-	-	-	1.6	2.5	0.4	
Directory and mailing list publishing.....		513140-1	-	-	-	1.6	2.5	0.4	
Directory and mailing list publishing from print publishers.....		513140-11	11.1	-0.6	0.2	6.5	-0.7	0.2	
Directory and mailing list publishing from print - ad sales incl. phone directory listings.....		513140-111	9.8	0.0	0.0	5.3	0.0	0.0	
Directory and mailing list publishing from print - subscription, content, and licensing sales.....		513140-112	13.9	-3.0	1.1	7.3	-1.2	0.4	
Directory and mailing list publishing from Internet publishers.....		513140-12	-	-	-	0.1	3.5	0.4	
Other publishers.....	51319		-	-	-	0.8	0.4	0.0	
Greeting card publishers.....	513191		-	-	-	0.1	-0.1	0.0	
Primary services.....		513191-P	-	-	-	0.1	-0.1	0.0	
Greeting card publishing.....		513191-1	-	-	-	0.1	-0.1	0.0	
Greeting card publishing from print publishers.....		513191-101	8.0	0.1	0.1	0.1	-0.1	0.0	
All other publishers.....	513199		-	-	-	2.9	1.7	0.1	
Primary services.....		513199-P	-	-	-	3.5	0.1	0.1	
All other publishing including yearbooks, art prints, patterns, and trading cards.....		513199-1	-	-	-	3.5	0.1	0.1	
All other publishing including yearbooks, art prints, patterns, and trading cards, from print.....		513199-11	2.7	0.1	0.1	3.5	0.1	0.1	
Other receipts.....		513199-SM	-	0.0	0.0	0.0	10.2	0.0	

See footnotes at end of table.

Table 12. Producer price index percentage changes for the net output of selected industries and their products, not seasonally adjusted — Continued
 [March 2023]

Title ¹	Industry code	Product code	Unadjusted 12-month percent change ²	Unadjusted 1-month percent change ²					
			Mar. 2022 to Mar. 2023 ^P	Oct. to Nov.	Nov. to Dec. ^P	Dec. to Jan. ^P	Jan. to Feb. ^P	Feb. to Mar. ^P	
All other publishers - Continued									
Software publishers.....	5132		1.9	-1.7	0.3	2.3	0.9	0.1	
Software publishers.....	51321		1.9	-1.7	0.3	2.3	0.9	0.1	
Software publishers.....	513210		1.8	-1.7	0.3	2.3	0.9	0.1	
Primary services.....		513210-P	2.0	-2.1	0.4	2.5	1.0	0.1	
Software publishing, except games.....		513210-5	2.1	-2.0	0.4	2.7	1.1	0.0	
System & application software publishing, excluding maintenance, tech support & games.....		513210-505	—	-2.4	0.5	1.9	1.3	0.0	
System software publishing.....		513210-50501	—	-1.1	0.5	2.5	2.9	-0.4	
Application software publishing.....		513210-50502	-0.6	-3.0	0.5	1.3	-0.5	0.5	
Desktop and portable device application software publishing.....		513210-505021	3.1	-2.0	0.8	3.0	-2.2	-0.1	
Other application software publishing.....		513210-505022	-3.6	-4.0	0.3	0.2	0.6	0.8	
Software maintenance, technical support, and other services related to software publishing.....		513210-506	8.7	-0.3	-0.1	10.7	-0.8	-0.1	
Game software publishing.....		513210-7	0.4	-2.6	0.7	-1.0	-0.3	1.4	
Other receipts.....		513210-SM	—	0.0	0.0	0.0	0.0	0.0	
Broadcasting, except Internet.....	516		-8.1	2.7	-3.1	-3.4	-4.8	-1.8	
Radio and television broadcasting.....	5161		-0.3	1.3	-9.1	-6.4	0.7	-0.5	
Radio broadcasting.....	51611		-5.3	1.8	-3.3	-11.0	9.9	-1.5	
Radio broadcasting stations.....	516110		-5.3	1.8	-3.3	-11.0	9.9	-1.5	
Primary services.....		516110-P	-5.6	2.0	-3.6	-11.2	10.2	-1.6	
Radio station services.....		516110-1	-6.2	2.6	-4.8	-11.2	10.2	-1.6	
Radio station advertising sales.....		516110-101	-7.3	3.1	-5.6	-13.3	12.4	-1.9	
Radio station advertising sales, local.....		516110-10101	-6.4	2.1	-2.7	-9.0	10.2	-1.8	
Radio station advertising sales, national and regional.....		516110-10102	-8.8	5.7	-12.8	-23.6	18.7	-2.1	
Other radio station services.....		516110-102	0.0	0.0	0.0	0.0	0.0	0.0	
Other receipts.....		516110-SM	0.2	0.0	0.0	0.1	0.0	0.0	
Television broadcasting.....	51612		0.0	1.2	-11.8	-5.2	-1.7	-0.2	
Television broadcasting stations.....	516120		-0.1	1.2	-11.8	-5.2	-1.7	-0.2	
Primary services.....		516120-P	-8.6	1.5	-14.1	-4.9	-1.6	-0.2	
Television station advertising sales.....		516120-3	-12.6	1.8	-16.7	-7.6	-2.5	-0.3	
Other television station broadcasting services.....		516120-4	0.0	0.0	0.0	0.0	0.0	0.0	
Other receipts.....		516120-SM	63.4	0.0	0.0	-1.2	0.0	0.0	
Cable and other subscription programming.....	5162		-11.7	3.4	0.1	-2.1	-7.2	-2.5	
Cable and other subscription programming.....	51621		-11.7	3.4	0.1	-2.1	-7.2	-2.5	
Media streaming dist svcs, social networks, and other media networks and content providers.....	516210		-11.7	3.4	0.1	-2.1	-7.2	-2.5	
Primary services.....		516210-P	-11.7	3.4	0.1	-2.1	-7.1	-2.5	
Cable networks.....		516210-1	-17.0	3.4	0.1	-3.1	-10.6	-3.8	
Cable network advertising services.....		516210-11	-22.8	12.9	0.5	-3.8	-11.9	-4.3	
Cable network programming services.....		516210-12	4.8	0.0	0.0	3.2	0.0	0.0	
Radio network and national syndication services.....		516210-3	-0.1	0.0	0.0	0.0	0.0	0.0	
Telecommunications.....	517		5.2	-0.1	0.2	1.2	0.2	0.7	
Wired and wireless telecommunications carriers.....	5173		5.2	-0.1	0.2	1.2	0.2	0.7	
Wired and wireless telecommunications carriers.....	51731		5.2	-0.1	0.2	1.2	0.2	0.7	
Wired telecommunications carriers.....	517311		7.4	-0.1	0.4	2.1	0.3	1.1	
Primary products.....		517311-P	7.4	-0.1	0.4	2.1	0.3	1.1	
Local telephone service, except private lines.....		517311-1	3.8	-0.1	0.0	-0.4	0.4	1.3	
Residence local telephone service.....		517311-111	4.0	-0.1	0.0	0.0	0.3	0.7	
Business and other local telephone service.....		517311-112	3.6	-0.1	0.1	-1.4	0.6	2.6	
Public switched toll service.....		517311-2	4.4	0.0	0.4	0.5	0.1	-1.1	
Residence switched toll service.....		517311-21	5.5	0.2	-0.1	0.1	0.0	0.0	
Business switched toll and other toll service.....		517311-22	3.2	-0.1	1.1	1.0	0.2	-2.1	
Private line telephone service.....		517311-3	3.2	0.1	0.1	-0.1	2.1	0.0	
All-distance telephone service.....		517311-4	0.8	0.1	-0.2	0.3	0.4	0.0	
Residential all-distance telephone service.....		517311-401	—	-0.1	0.1	0.2	0.0	0.0	
Business all-distance telephone service.....		517311-402	—	0.3	-0.5	0.4	0.6	0.0	
Video programming distribution.....		517311-5	10.8	0.5	2.1	1.4	1.4	2.1	
Video programming subscriber services.....		517311-501	11.7	0.5	2.2	1.6	1.5	2.3	
Advertising services.....		517311-502	0.0	0.0	0.0	0.0	0.0	0.0	
Internet access services.....		517311-6	0.6	-0.5	0.0	0.9	0.3	0.9	

See footnotes at end of table.

Table 12. Producer price index percentage changes for the net output of selected industries and their products, not seasonally adjusted — Continued
 [March 2023]

Title ¹	Industry code	Product code	Unadjusted 12-month percent change ²	Unadjusted 1-month percent change ²				
				Mar. 2022 to Mar. 2023 ^P	Oct. to Nov.	Nov. to Dec. ^P	Dec. to Jan. ^P	Jan. to Feb. ^P
Wired telecommunications carriers - Continued								
Residential Internet access services.....		517311-601	0.2	0.4	0.3	0.9	0.2	0.0
Business Internet access services.....		517311-602	2.2	-1.3	-0.3	0.7	0.4	3.1
Bundled access services.....		517311-7	10.2	-0.3	-0.2	4.2	-0.4	1.4
Other wired telecommunications services.....		517311-9	0.0	0.0	0.0	0.0	0.0	0.0
Wireless telecommunications carriers.....								
Primary services.....	517312	517312-P	1.8	-0.3	0.0	0.0	0.0	0.0
Wireless telecommunications services.....		517312-1	1.8	-0.3	0.0	0.0	0.0	0.0
Data processing and related services.....								
Data processing and related services.....	5182		2.2	0.0	0.0	0.0	0.1	0.2
Data processing and related services.....	51821		2.2	0.0	0.0	0.0	0.1	0.2
Data processing, hosting and related services.....								
Primary services.....	518210	518210-P	2.2	0.0	0.0	0.0	0.1	0.2
Business process management services.....		518210-1	0.0	0.0	0.0	0.0	0.1	0.2
Data management, information transformation, and related services.....		518210-4	0.2	0.0	0.0	0.0	0.0	0.0
Hosting, ASP, and other IT infrastructure provisioning services.....		518210-5	-0.1	0.0	0.1	0.0	0.2	0.4
Other receipts.....		518210-SM	7.7	0.0	0.0	0.0	0.0	0.0
Depository credit intermediation.....								
Commercial banking.....	5221		31.6	6.0	1.1	5.3	3.0	-3.5
Commercial banking.....	52211		33.7	6.4	1.1	5.5	3.1	-3.7
Commercial banking.....	522110		33.7	6.4	1.1	5.5	3.1	-3.7
Primary services.....		522110-P	33.7	6.4	1.1	5.5	3.1	-3.7
Loan services.....		522110-1	44.5	9.5	-3.6	9.0	5.4	-6.2
Residential real estate loans, except home equity.....		522110-101	-11.1	2.3	-12.4	-0.5	2.2	-6.7
Nonresidential real estate loans.....		522110-102	87.3	14.8	-0.6	12.3	6.8	-6.5
Home equity loans.....		522110-103	31.7	8.7	-0.6	4.1	4.6	-1.4
Commercial, industrial, and agricultural loans, except real estate.....		522110-105	89.5	13.0	-2.2	11.6	6.3	-7.5
New and used auto and truck loans.....		522110-106	-13.9	12.3	-16.4	7.3	1.0	-12.9
Credit cards, overdraft credit, and related plans.....		522110-107	22.5	4.5	0.8	6.0	3.2	-2.8
Other loan services.....		522110-108	5.7	0.9	-2.3	3.9	1.3	-2.0
Deposit services.....		522110-2	18.6	-0.5	15.4	-1.9	-2.4	2.9
Demand deposits.....		522110-201	22.6	0.5	13.3	-1.1	-3.6	7.9
Time and other deposits.....		522110-202	15.4	-1.2	17.1	-2.5	-1.5	-1.1
Trust services.....		522110-3	-10.5	-5.4	0.1	0.1	3.5	0.1
Other banking services.....		522110-4	-1.8	0.0	0.0	0.0	0.0	0.0
Savings institutions.....								
Savings institutions.....	52218		3.8	-0.3	1.8	2.8	0.1	0.0
Savings institutions and other depository credit intermediation.....								
Primary services.....	522180	522180-P	3.8	-0.3	1.8	2.8	0.1	0.0
Loan services.....		522180-1	12.2	2.6	-4.1	5.5	2.7	-0.7
Residential real estate loans, except home equity.....		522180-101	-3.1	-0.3	-5.0	1.5	3.0	3.7
Nonresidential real estate loans.....		522180-102	28.6	8.8	-6.6	5.4	1.5	-1.9
Home equity loans.....		522180-103	56.6	7.1	-6.1	11.7	1.7	0.4
Commercial, industrial, and agricultural loans, except real estate.....		522180-105	70.7	3.8	5.5	7.8	5.5	1.3
New and used auto and truck loans.....		522180-106	12.4	4.4	-2.1	6.3	2.6	0.9
Credit cards, overdraft credit, and related plans.....		522180-109	24.1	6.6	-3.3	3.4	3.8	-7.2
Other loan services.....		522180-111	14.2	-1.4	-0.8	6.3	-0.1	-3.1
Deposit services.....		522180-2	-10.5	-5.5	13.3	-2.4	-5.8	1.5
Demand deposits.....		522180-201	32.8	-1.0	16.6	0.8	1.7	5.3
Time and other deposits.....		522180-202	-18.8	-6.6	12.4	-3.1	-7.7	0.4
Trusts and other banking services.....		522180-3	9.8	0.0	0.0	2.0	3.1	0.0
Security, commodity contracts and like activity.....								
Security, commodity contracts and like activity.....	523		8.4	5.6	-0.6	2.9	2.3	-2.0
Securities and commodity contracts intermediation and brokerage.....								
Securities and commodity contracts intermediation and brokerage.....	5231		50.2	11.0	-1.0	2.8	4.7	0.6
Investment banking and securities intermediation.....								
Investment banking and securities intermediation.....	52315		-	-	-	2.8	4.7	0.6
Investment banking and securities intermediation.....	523150		-	-	-	2.8	4.7	0.6
Primary services.....		523150-P	-	-	-	2.8	4.7	0.6
Securities brokerage.....		523150-1	60.5	13.0	1.1	0.5	3.2	-0.9
Brokerage services.....		523150-101	-4.2	-1.1	4.6	-2.8	0.0	0.0
Brokerage services, equities and ETFs.....		523150-1011	-8.9	-1.8	7.5	-6.9	0.0	0.0
Brokerage services, all other securities.....		523150-1012	-0.2	0.0	0.1	0.1	0.0	0.0
Other securities related services including margin lending and mutual fund sales.....		523150-102	103.1	18.1	0.0	2.2	4.8	-1.3
Investment banking and securities dealing.....		523150-2	46.0	9.9	-2.2	4.5	5.7	1.7
Dealer transactions.....		523150-201	-21.1	6.0	-7.9	-2.5	4.8	2.8

See footnotes at end of table.

Table 12. Producer price index percentage changes for the net output of selected industries and their products, not seasonally adjusted — Continued
 [March 2023]

Title ¹	Industry code	Product code	Unadjusted 12-month percent change ²	Unadjusted 1-month percent change ²				
				Mar. 2022 to Mar. 2023 ^P	Oct. to Nov.	Nov. to Dec. ^P	Dec. to Jan. ^P	Jan. to Feb. ^P
Investment banking and securities intermediation - Continued								
Dealer transactions, equity securities.....		523150-2011	-26.8	6.9	-11.2	-2.1	8.7	-2.3
Dealer transactions, debt securities and all other trading.....		523150-2012	-7.9	4.0	-0.6	-2.9	-0.2	10.1
Investment banking services.....		523150-202	-3.5	-1.4	-1.4	0.3	2.1	3.0
Other securities dealing services.....		523150-203	4,700.9	33.2	0.3	13.3	8.7	0.1
Portfolio management and investment advice.....	52394		—	—	—	3.0	0.3	-4.2
Portfolio management and investment advice.....	523940		—	—	—	3.0	0.3	-4.2
Primary services.....		523940-P	—	—	—	3.0	0.3	-4.2
Portfolio management.....		523940-1	-12.2	1.3	-0.9	4.2	-0.5	-4.5
Mutual fund and exchange traded fund management.....		523940-11	-20.2	2.0	-3.2	4.2	-2.9	-11.4
Management of equity funds.....		523940-1101	-29.5	3.3	-5.8	5.8	-5.4	-17.1
Management of bond funds.....		523940-1102	-5.6	-0.2	1.9	1.2	1.9	-1.1
Management of other funds.....		523940-1103	2.2	0.2	0.1	0.6	2.4	0.1
Private portfolio management.....		523940-12	-7.0	0.6	0.9	4.2	1.2	-0.2
Management of equity private portfolios.....		523940-1201	-15.4	1.5	1.8	6.1	1.9	-0.4
Management of bond private portfolios.....		523940-1202	-1.8	-0.2	0.2	1.3	0.2	0.0
Management of other private portfolios.....		523940-1203	4.2	-0.1	0.0	2.1	0.2	0.1
Investment advice.....		523940-2	-9.8	6.0	3.9	-4.2	5.6	-2.3
Investment advisory services.....		523940-21	-9.8	6.0	3.9	-4.2	5.6	-2.3
Insurance carriers and related activities.....	524		2.0	0.0	0.4	0.6	0.1	0.1
Insurance carriers.....	5241		2.1	0.0	0.4	0.6	0.1	0.1
Direct life/health/medical insurance carriers.....	52411		0.7	-0.1	0.0	0.4	0.0	0.0
Direct life insurance carriers.....	524113		-0.3	-0.1	-0.1	-0.3	0.0	0.0
Primary services.....		524113-P	-0.3	-0.1	-0.1	-0.3	0.0	0.0
Life insurance policies.....		524113-1	0.1	0.1	-0.1	-0.4	0.0	0.0
Individual life insurance policies.....		524113-101	-0.6	0.0	0.0	-0.7	0.0	0.0
Term life insurance policies.....		524113-10101	-6.3	-0.1	0.0	-5.5	0.0	0.0
Whole life insurance policies.....		524113-10102	0.0	0.1	0.0	0.0	0.0	0.0
Universal life insurance policies.....		524113-10103	1.6	0.0	0.0	0.2	0.0	0.0
Variable-universal and other individual life insurance policies.....		524113-10105	0.4	0.0	0.0	0.0	0.0	0.0
Group life insurance policies.....		524113-102	2.8	0.5	-0.5	1.2	0.0	0.0
Annuities.....		524113-2	-1.5	-0.9	0.0	-0.1	0.0	0.0
Variable deferred annuities.....		524113-201	-0.5	0.0	0.0	0.2	0.0	0.0
Fixed-rate deferred annuities.....		524113-202	-0.8	-2.9	0.0	-0.1	0.0	0.0
Immediate annuities.....		524113-203	-11.3	-0.6	-0.6	-1.7	-0.1	-0.5
Disability insurance policies.....		524113-3	-0.3	0.0	0.0	0.0	0.0	0.0
Direct health and medical insurance carriers.....	524114		1.0	-0.1	0.1	0.7	0.0	0.0
Primary services.....		524114-P	1.1	-0.1	0.1	0.8	0.0	0.0
Medical service plans.....		524114-1	1.1	-0.1	0.1	0.8	0.0	0.0
Comprehensive medical service plans.....		524114-101	1.6	-0.1	0.1	1.3	0.1	0.0
Group managed care medical service plans.....		524114-10101	2.0	-0.2	0.1	1.5	0.2	0.0
Group fee-for-service medical service plans.....		524114-10102	1.0	0.0	0.0	0.5	0.0	0.0
Individual comprehensive medical service plans.....		524114-10103	1.3	0.0	0.0	1.3	0.0	0.0
Non-comprehensive medical service plans.....		524114-103	1.1	0.0	0.0	0.3	0.0	0.0
Dental service plans.....		524114-10301	1.1	0.0	0.0	0.8	0.0	0.1
Supplemental Medicare service plans.....		524114-10302	3.1	0.0	0.0	0.7	0.0	0.0
Other medical service plans.....		524114-10303	0.0	0.0	0.0	0.0	0.0	0.0
Indemnity health insurance plans.....		524114-2	0.1	0.0	0.0	0.0	0.0	0.0
Other direct insurance carriers.....	52412		5.2	0.1	1.2	0.9	0.1	0.2
Direct property and casualty insurers.....	524126		5.2	0.1	1.2	0.9	0.1	0.2
Primary services.....		524126-P	5.2	0.1	1.2	0.9	0.1	0.2
Private passenger auto insurance.....		524126-1	8.8	0.1	1.8	1.9	0.1	0.2
Homeowner's insurance.....		524126-2	1.9	0.3	0.5	-0.1	0.0	0.7
Commercial auto insurance.....		524126-3	1.7	0.2	0.2	-0.3	0.3	-0.9
Non-auto liability insurance.....		524126-4	0.8	0.0	0.1	0.3	0.0	-0.1
Medical malpractice insurance.....		524126-402	-1.1	0.0	0.0	1.7	0.0	0.0
Product and other non-auto liability insurance.....		524126-403	1.3	0.0	0.1	0.1	0.0	-0.1
Commercial multiple peril insurance.....		524126-5	7.5	0.2	3.7	0.5	0.0	0.5
Worker's compensation insurance.....		524126-6	2.3	-1.1	0.0	0.0	0.0	0.5
Other property and casualty insurance.....		524126-7	1.4	0.2	0.3	0.2	0.7	0.2
Insurance agencies and brokerages.....	52421		0.1	0.0	0.1	0.1	0.0	0.0

See footnotes at end of table.

Table 12. Producer price index percentage changes for the net output of selected industries and their products, not seasonally adjusted — Continued
 [March 2023]

Title ¹	Industry code	Product code	Unadjusted 12-month percent change ²	Unadjusted 1-month percent change ²					
				Mar. 2022 to Mar. 2023 ^P	Oct. to Nov.	Nov. to Dec. ^P	Dec. to Jan. ^P	Jan. to Feb. ^P	Feb. to Mar. ^P
Insurance agencies and brokerages - Continued									
Insurance agencies and brokerages.....	524210		0.1	0.0	0.1	0.1	0.0	0.0	0.0
Primary services.....		524210-P	0.1	0.0	0.1	0.1	0.0	0.0	0.0
Sale of property and casualty insurance.....		524210-1	0.2	0.0	0.1	0.1	0.0	0.0	0.0
Sale of personal property and casualty insurance.....		524210-101	-0.3	0.0	0.2	-0.3	0.0	0.0	0.0
Sale of private passenger auto insurance.....		524210-10101	-0.2	0.0	0.3	-0.5	0.0	0.0	0.0
Sale of homeowner's insurance.....		524210-10102	-0.3	0.0	0.0	0.0	0.0	0.0	0.0
Sale of other personal property and casualty insurance.....		524210-10103	-0.1	0.0	0.2	0.1	0.0	0.0	0.0
Sale of commercial property and casualty insurance.....		524210-102	0.7	0.0	0.0	0.5	0.0	0.0	0.0
Sale of life insurance and annuities.....		524210-2	0.0	0.0	0.0	-0.1	0.0	0.0	0.0
Sale of health and medical insurance.....		524210-3	0.0	0.0	0.0	0.0	0.0	0.0	0.0
Sale of other insurance.....		524210-4	0.0	0.0	0.0	0.0	0.0	0.0	0.0
Lessors of nonresidential buildings (except miniwarehouses).....	53112		1.9	-0.6	1.2	2.0	-4.4	-1.1	
Lessors of nonresidential buildings.....	531120		1.9	-0.6	1.2	2.0	-4.4	-1.1	
Primary services.....		531120-P	1.9	-0.6	1.2	2.0	-4.4	-1.1	
Leasing of shopping centers and retail stores.....		531120-1	4.1	-2.6	3.8	5.3	-10.1	-2.8	
Leasing of professional and office buildings.....		531120-2	4.8	0.3	-0.7	1.6	1.2	-0.5	
Leasing of manufacturing and industrial buildings.....		531120-3	3.1	0.0	0.8	1.4	0.1	0.2	
Leasing of other nonresidential buildings and facilities.....		531120-7	-12.9	3.4	1.1	-6.8	-6.3	0.9	
Lessors of miniwarehouse and self storage units.....	53113		9.4	0.3	-0.1	0.3	-0.3	-0.3	
Miniwarehouse and self-storage unit operators.....	531130		9.4	0.3	-0.1	0.3	-0.3	-0.3	
Primary services.....		531130-P	9.4	0.3	-0.1	0.3	-0.3	-0.3	
Miniwarehouse and self-storage unit operation.....		531130-1	9.4	0.3	-0.1	0.3	-0.3	-0.3	
Offices of real estate agents and brokers.....	5312		0.7	-0.3	-0.1	-0.5	-0.9	-0.6	
Offices of real estate agents and brokers.....	53121		0.7	-0.3	-0.1	-0.5	-0.9	-0.6	
Offices of real estate agents and brokers.....	531210		0.7	-0.3	-0.1	-0.5	-0.9	-0.6	
Primary services.....		531210-P	0.7	-0.3	-0.1	-0.5	-0.9	-0.6	
Real estate brokerage, residential property sales and leases.....		531210-1	0.8	-0.4	-0.3	-0.5	-0.8	-0.5	
Real estate brokerage, nonresidential property sales and leases including land sales and leases.....		531210-6	0.6	0.2	0.6	-0.6	-1.2	-0.6	
Real estate brokerage, nonresidential property sales including land sales.....		531210-601	0.7	0.4	0.4	-0.9	-1.8	-0.9	
Real estate brokerage, nonresidential property leases including land leases.....		531210-602	1.6	0.0	0.9	0.0	0.0	0.0	
Real estate property managers.....	53131		1.3	0.4	-0.9	0.7	-0.3	0.0	
Residential property managers.....	531311		-0.5	0.6	-1.4	0.8	-0.5	-0.1	
Primary services.....		531311-P	-0.5	0.6	-1.4	0.8	-0.5	-0.1	
Residential property management services.....		531311-1	-0.5	0.6	-1.4	0.8	-0.5	-0.1	
Nonresidential property managers.....	531312		5.5	0.0	0.4	0.6	0.1	0.2	
Primary services.....		531312-P	5.5	0.0	0.4	0.6	0.1	0.2	
Nonresidential property management services.....		531312-1	5.5	0.0	0.4	0.6	0.1	0.2	
Offices of real estate appraisers.....	531320		-0.9	-0.9	0.1	0.6	-1.1	-1.7	
Primary services.....		531320-P	-0.9	-0.9	0.1	0.6	-1.1	-1.7	
Real estate appraisal services.....		531320-1	-0.9	-0.9	0.1	0.6	-1.1	-1.7	
Automotive equipment rental and leasing.....	5321		-2.5	-4.1	-1.5	-2.9	1.0	2.0	
Passenger car rental and leasing.....	53211		-4.4	-5.9	-2.2	-4.1	1.8	3.1	
Passenger car rental.....	532111		-4.4	-5.9	-2.2	-4.1	1.8	3.1	
Primary services.....		532111-P	-4.4	-5.9	-2.2	-4.1	1.8	3.1	
Standard passenger car rental.....		532111-2	-6.8	-7.5	-3.0	-5.5	2.3	4.2	
Passenger car rental for business travel.....		532111-211	3.0	-2.7	0.2	-0.4	1.8	-0.7	
Passenger car rental for leisure travel.....		532111-221	-10.3	-9.3	-4.3	-7.2	2.4	6.0	
Replacement passenger car rental.....		532111-3	3.5	-0.4	0.2	-0.2	0.6	0.0	
Truck, utility trailer and RV rental and leasing.....	53212		2.0	0.1	0.0	-0.6	-0.4	-0.2	
Truck, utility trailer, and RV rental and leasing.....	532120		2.0	0.1	0.0	-0.6	-0.4	-0.2	
Primary services.....		532120-P	2.3	0.1	0.3	-0.8	-0.6	-0.2	
Rental of trucks, truck trailers, RVs.....		532120-1	0.7	-0.1	-0.3	-0.5	-3.0	-0.5	
Leasing of trucks, truck trailers, and RVs.....		532120-4	3.2	0.2	0.8	-0.9	1.0	0.0	
Other receipts.....		532120-SM	1.3	0.1	-1.8	0.2	1.3	0.0	
Other heavy machinery rental and leasing.....	532412		7.6	0.3	0.1	0.1	0.0	-0.2	
Primary services.....		532412-P	6.4	0.1	0.1	0.0	0.0	0.0	
Construction equipment rental and leasing.....		532412-1	6.7	0.1	0.2	0.0	0.0	0.0	

See footnotes at end of table.

Table 12. Producer price index percentage changes for the net output of selected industries and their products, not seasonally adjusted — Continued
 [March 2023]

Title ¹	Industry code	Product code	Unadjusted 12-month percent change ²	Unadjusted 1-month percent change ²				
				Mar. 2022 to Mar. 2023 ^P	Oct. to Nov.	Nov. to Dec. ^P	Dec. to Jan. ^P	Jan. to Feb. ^P
Other heavy machinery rental and leasing - Continued								
Oilfield and well drilling equipment rental and leasing.....		532412-2	5.5	0.0	0.0	0.0	0.0	0.0
Other receipts.....		532412-SM	8.9	0.7	0.0	0.7	-0.1	-0.9
Legal services.....	5411		6.5	0.0	-0.1	3.2	1.9	-0.1
Offices of lawyers.....	54111		6.5	0.0	-0.1	3.2	1.9	-0.1
Offices of lawyers.....	541110		6.5	0.0	-0.1	3.2	1.9	-0.1
Primary services.....		541110-P	6.5	0.0	-0.1	3.2	1.9	-0.1
Labor and employment legal services.....		541110-A	4.6	-0.4	0.2	1.2	1.1	-0.2
Criminal legal services.....		541110-B	0.6	0.0	0.0	0.6	0.0	0.0
Other legal services.....		541110-C	8.9	0.0	0.0	1.7	0.0	0.0
Real estate legal services.....		541110-2	7.3	-0.4	0.1	5.6	1.2	0.0
Civil negligence legal services.....		541110-3	7.6	0.4	0.3	4.3	0.7	0.4
Defendant representation.....		541110-301	5.1	0.1	0.0	2.9	1.0	0.4
Plaintiff representation.....		541110-302	11.4	0.8	0.9	6.3	0.3	0.3
Wills, estate planning, and probate.....		541110-6	10.5	0.0	0.0	4.6	0.0	0.0
Business and commercial legal services.....		541110-9	6.2	-0.1	-0.4	3.4	3.5	-0.3
Tax legal services.....		541110-901	15.9	0.0	-0.1	16.3	0.6	0.0
Intellectual property legal services.....		541110-902	6.2	0.4	0.0	3.1	2.9	-1.9
Bankruptcy and other business and commercial legal services.....		541110-903	5.8	-0.1	-0.4	2.7	3.9	0.0
Offices of certified public accountants.....	541211		6.5	0.2	0.3	2.8	-0.1	-0.3
Primary services.....		541211-P	7.0	0.3	0.4	2.1	0.4	-0.3
Other accounting services.....		541211-A	9.4	-0.6	-0.6	0.7	-0.3	-0.1
Financial auditing.....		541211-4	2.5	0.5	-1.9	2.7	1.0	-0.4
Tax preparation and planning.....		541211-5	10.3	0.4	3.1	2.0	0.0	-0.4
Bookkeeping and compilation.....		541211-9	3.6	0.2	0.1	2.4	-0.1	0.0
Other accounting services.....	541219		-4.7	-3.3	-0.6	0.9	3.0	0.0
Primary services.....		541219-P	-4.7	-3.3	-0.6	0.9	3.0	0.0
Other accounting services (non-CPA firms).....		541219-1	-4.7	-3.3	-0.6	0.9	3.0	0.0
Architectural, engineering and related services.....	5413		3.0	0.3	-0.1	1.1	0.4	0.0
Architectural services.....	54131		1.3	0.1	0.0	0.1	0.0	0.2
Architectural services.....	541310		1.3	0.1	0.0	0.1	0.0	0.2
Primary services.....		541310-P	1.5	0.2	0.0	0.1	0.0	0.2
Residential building projects.....		541310-1	1.7	0.0	0.2	0.0	0.0	0.0
Nonresidential building projects.....		541310-7	1.1	0.2	-0.1	0.1	0.0	0.2
Commercial and industrial building projects.....		541310-71	0.6	0.1	0.0	0.0	0.0	0.1
Institutional building projects.....		541310-72	1.6	0.3	-0.1	0.2	0.0	0.4
Other architectural services, incl. historic restoration & architectural consulting services.....		541310-8	14.2	0.0	-0.2	0.0	0.1	0.2
Engineering services.....	54133		3.3	0.4	-0.1	1.3	0.5	0.0
Engineering services.....	541330		3.3	0.3	-0.1	1.3	0.5	0.0
Primary services.....		541330-P	3.5	0.4	-0.1	1.4	0.6	0.0
Building related engineering projects.....		541330-1	2.0	0.5	0.0	1.0	0.0	0.0
Residential building engineering projects.....		541330-101	0.3	0.0	0.0	0.0	0.0	0.0
Commercial, public, and institutional building engineering projects.....		541330-102	3.8	1.8	0.0	1.1	0.1	0.0
Industrial and manufacturing plant and process engineering projects.....		541330-103	1.5	0.0	0.0	1.1	0.0	0.0
Non-building related engineering projects.....		541330-2	4.5	0.3	-0.1	1.7	0.9	0.0
Transportation engineering projects.....		541330-201	3.4	0.4	-0.6	1.9	0.1	0.0
Highway and roadway engineering projects.....		541330-20101	2.7	0.3	-1.1	1.5	0.2	0.0
Other transportation engineering projects, including mass transit engineering projects.....		541330-20102	4.5	0.6	0.0	2.5	0.0	0.0
Municipal utility and power generation and distribution engineering projects.....		541330-202	5.0	0.4	0.0	3.6	0.6	0.0
All other non-building related engineering projects.....		541330-203	5.3	0.2	0.0	0.7	1.5	0.0
Other receipts.....		541330-SM	1.4	0.1	0.0	0.0	0.0	0.0
Management and technical consulting services.....	5416		-0.7	0.0	1.2	0.4	-0.7	-0.4
Management consulting services.....	54161		-0.7	0.0	1.2	0.4	-0.7	-0.4
Management consulting services.....	541610		-0.4	0.0	1.2	0.7	-1.0	-0.2
Primary services.....		541610-P	-0.2	0.0	1.2	1.0	-1.2	0.1
Administrative and general management consulting services.....		541610-1	-0.9	0.0	0.8	1.1	-2.1	0.0
Marketing consulting services.....		541610-3	0.0	0.0	0.0	0.0	0.0	0.0
Process, physical distribution and logistics consulting services.....		541610-4	5.1	0.6	1.7	3.0	1.5	-0.1
Human resources consulting services.....		541610-5	0.7	-1.8	5.5	0.3	-0.2	1.0

See footnotes at end of table.

Table 12. Producer price index percentage changes for the net output of selected industries and their products, not seasonally adjusted — Continued
 [March 2023]

Title ¹	Industry code	Product code	Unadjusted 12-month percent change ²	Unadjusted 1-month percent change ²				
				Mar. 2022 to Mar. 2023 ^P	Oct. to Nov.	Nov. to Dec. ^P	Dec. to Jan. ^P	Jan. to Feb. ^P
Management consulting services - Continued								
Advertising agencies.....	54181		1.3	0.1	0.0	0.1	0.2	0.3
Advertising agencies.....	541810		1.3	0.1	0.0	0.1	0.2	0.3
Primary services.....		541810-P	1.4	0.1	0.0	0.1	0.2	0.3
Advertising agency services.....		541810-4	1.4	0.1	0.0	0.1	0.2	0.3
Advertising creative services billed separately.....		541810-401	2.8	0.0	0.0	0.0	0.1	0.1
Advertising placement services, including bundled placement and creative services.....		541810-402	1.2	0.1	0.0	0.2	0.2	0.4
Other advertising services billed separately.....		541810-403	0.0	0.0	0.0	0.0	0.0	0.0
Other receipts.....		541810-SM	0.6	0.0	0.0	0.0	0.0	0.6
Employment services.....	5613		1.1	0.1	0.0	0.1	-0.4	0.4
Employee leasing services.....	56133		0.4	0.1	0.0	0.0	0.1	0.0
Professional employer organizations.....	561330		0.4	0.1	0.0	0.0	0.1	0.0
Primary services.....		561330-P	0.4	0.1	0.0	0.0	0.1	0.0
Co-employment staffing.....		561330-1	0.4	0.1	0.0	0.0	0.1	0.0
Staffing services (except PEOs).....	56138		1.5	0.0	0.0	0.2	-0.7	0.6
Staffing services (except PEOs).....	561380		1.5	0.0	0.0	0.2	-0.7	0.6
Primary services.....		561380-P	1.5	0.0	0.0	0.2	-0.7	0.6
Temporary help services.....		561380-1	1.3	0.1	0.0	0.2	-0.6	0.7
Temporary help services, office and clerical.....		561380-101	7.0	0.3	0.3	0.4	-1.6	0.9
Temporary help services, light and heavy industrial.....		561380-102	-0.3	0.2	0.7	-0.1	-0.2	-0.3
Temporary help services, technical and professional.....		561380-103	4.9	0.8	-0.6	-0.6	-0.2	0.5
Temporary help services, medical.....		561380-104	-11.5	-3.0	-0.5	2.9	-2.9	4.4
Temporary help services, other.....		561380-105	2.2	1.0	0.1	0.3	0.5	-0.1
Employment placement services.....		561380-2	1.5	-0.7	0.3	-0.1	-2.6	-0.1
Executive search services.....		561380-3	8.6	-0.6	-0.3	1.6	0.7	0.7
Travel agencies.....	56151		5.9	0.3	0.7	0.0	-0.5	-0.4
Travel agencies.....	561510		5.9	0.3	0.7	0.0	-0.5	-0.4
Primary services.....		561510-P	6.1	0.3	0.7	0.0	-0.7	-0.6
Flight bookings.....		561510-1	16.3	0.4	-0.9	0.0	0.9	-1.0
Domestic flight bookings.....		561510-111	42.8	0.1	-0.7	0.1	0.0	0.3
International flight bookings.....		561510-112	1.0	0.7	-1.0	-0.1	1.6	-2.0
Other travel agency services, except flight bookings.....		561510-2	2.0	0.3	1.5	0.1	-1.8	-0.3
Hotel and car rental bookings.....		561510-211	5.1	0.7	0.5	0.1	1.3	0.7
Hotel bookings.....		561510-2111	-1.2	0.4	0.5	0.1	1.3	0.7
Car rental bookings.....		561510-2112	33.2	1.9	0.3	0.8	-1.3	2.5
Cruise and tour bookings.....		561510-222	7.4	0.5	6.5	0.1	-6.6	-1.6
Cruise bookings.....		561510-2221	10.0	5.1	3.2	2.2	-7.7	-1.4
Packaged tour bookings.....		561510-2222	1.7	-2.0	8.5	-8.5	-1.5	-2.7
All other travel agency services.....		561510-233	-0.4	0.0	-0.4	0.0	0.0	0.0
Security guards and patrol services.....	561612		7.9	0.0	0.0	1.1	0.1	0.1
Primary services.....		561612-P	7.9	0.0	0.0	1.1	0.1	0.1
Security guard services.....		561612-1	7.9	0.0	0.0	1.1	0.1	0.1
Janitorial services.....	56172		2.9	-0.2	1.0	0.4	-0.1	0.3
Janitorial services.....	561720		2.9	-0.2	1.0	0.4	-0.1	0.3
Primary services.....		561720-P	3.0	-0.2	1.1	0.4	-0.1	0.3
Janitorial cleaning services.....		561720-5	3.0	-0.2	1.1	0.4	-0.1	0.3
Nonresidential cleaning services.....		561720-51	3.2	-0.2	1.2	0.5	-0.1	0.3
Residential cleaning services.....		561720-52	1.5	0.0	0.0	0.0	0.0	0.0
Waste collection.....	5621		11.9	0.1	0.1	1.3	2.0	1.9
Waste collection.....	56211		11.9	0.1	0.1	1.3	2.0	1.9
Solid waste collection.....	562111		11.8	0.1	0.1	1.3	2.0	1.9
Primary services.....		562111-P	12.5	0.1	0.2	1.6	2.3	2.0
Solid waste collection services.....		562111-2	12.5	0.1	0.2	1.6	2.3	2.0
Offices of physicians.....	6211		1.0	0.1	0.2	-0.1	0.4	0.1
Offices of physicians.....	62111		1.0	0.1	0.2	-0.1	0.4	0.1
Offices of physicians, except mental health.....	621111		1.0	0.1	0.2	-0.1	0.4	0.1
Primary services.....		621111-P	1.0	0.0	0.2	-0.1	0.5	0.1
One and two physician practices and single specialty group practices.....		621111-4	1.1	0.1	0.2	-0.4	0.6	0.1

See footnotes at end of table.

Table 12. Producer price index percentage changes for the net output of selected industries and their products, not seasonally adjusted — Continued
 [March 2023]

Title ¹	Industry code	Product code	Unadjusted 12-month percent change ²	Unadjusted 1-month percent change ²				
				Mar. 2022 to Mar. 2023 ^P	Oct. to Nov.	Nov. to Dec. ^P	Dec. to Jan. ^P	Jan. to Feb. ^P
Offices of physicians, except mental health - Continued								
General/family practice.....		621111-411	3.5	0.0	0.0	1.2	0.0	0.8
Internal medicine.....		621111-412	-1.9	0.0	0.0	-1.5	0.0	0.0
General surgery and other surgical specialties.....		621111-413	1.6	0.4	0.2	-0.6	0.0	0.0
Pediatrics.....		621111-414	4.3	0.0	0.0	0.0	4.7	0.0
Obstetrics/gynecology.....		621111-415	2.1	0.0	0.0	0.0	0.0	0.0
Other specialty.....		621111-419	-0.1	-0.1	0.8	-0.5	0.0	0.0
Multispecialty group practice.....		621111-5	0.9	-0.1	0.0	0.6	0.1	0.2
Offices of dentists.....	6212		4.7	0.0	0.0	0.8	2.8	0.0
Offices of dentists.....	62121		4.7	0.0	0.0	0.8	2.8	0.0
Offices of dentists.....	621210		4.7	0.0	0.0	0.8	2.8	0.0
Primary services.....		621210-P	4.7	0.0	0.0	0.7	2.9	0.0
Dental visits and consultations.....		621210-1	3.0	0.0	0.0	0.4	1.5	0.0
Private insurance patients: dental visits and consultations.....		621210-11	3.6	0.0	0.0	0.5	2.2	0.0
Medicare, Medicaid and all other patients: dental visits and consultations.....		621210-12	2.2	0.0	0.0	0.3	0.5	0.0
Dental surgical intervention services.....		621210-2	0.4	0.0	0.0	0.4	0.0	0.0
Private insurance patients: dental surgical intervention services.....		621210-21	0.2	0.0	0.0	0.5	0.0	0.0
Medicare, Medicaid and all other patients: dental surgical intervention services..		621210-22	0.6	0.0	0.0	0.3	0.0	0.0
Dental non-surgical intervention services.....		621210-3	7.2	0.0	0.0	1.1	4.7	0.0
Private insurance patients: dental non-surgical intervention services.....		621210-31	4.6	0.0	0.0	1.9	1.6	0.0
Medicare, Medicaid and all other patients: dental non-surgical intervention services.....		621210-32	10.5	0.0	0.0	0.1	8.7	0.0
Medical and diagnostic laboratories.....	6215		-0.2	-0.2	0.0	0.7	-0.2	0.0
Medical and diagnostic laboratories.....	62151		-0.2	-0.2	0.0	0.7	-0.2	0.0
Medical laboratories.....	621511		-0.9	-0.3	0.0	0.2	-0.4	0.0
Primary services.....		621511-P	-0.9	-0.3	0.0	0.2	-0.4	0.0
Medical laboratory services.....		621511-2	-0.9	-0.3	0.0	0.2	-0.4	0.0
Medicare patients.....		621511-23	0.6	0.0	0.0	2.6	0.0	0.0
Medicaid patients.....		621511-24	0.1	0.0	0.0	0.0	0.0	0.0
Private insurance patients.....		621511-25	-1.3	-0.4	-0.1	0.1	-0.6	0.0
All other patients.....		621511-26	0.5	0.0	0.5	0.0	0.0	0.0
Diagnostic imaging centers.....	621512		1.1	0.0	0.0	1.5	0.0	0.0
Primary services.....		621512-P	1.1	0.0	0.0	1.5	0.0	0.0
Diagnostic imaging services.....		621512-4	1.1	0.0	0.0	1.5	0.0	0.0
Medicare and Medicaid patients.....		621512-41	-1.2	0.0	0.0	0.4	0.0	0.0
Private insurance and all other patients.....		621512-42	1.8	0.0	0.0	1.8	0.0	0.0
Home health care services.....	6216		2.7	0.2	0.1	0.9	0.1	0.0
Home health care services.....	62161		2.7	0.2	0.1	0.9	0.1	0.0
Home health care services.....	621610		2.7	0.2	0.1	0.9	0.1	0.0
Primary services.....		621610-P	2.7	0.2	0.1	1.0	0.1	0.0
Medicare and Medicaid patients.....		621610-3	1.5	0.0	0.0	0.7	0.1	0.0
Medicare patients.....		621610-31	-2.1	0.0	0.0	-1.4	0.0	0.0
Medicaid patients.....		621610-32	4.8	0.0	0.0	2.5	0.2	0.0
Private insurance and all other patients.....		621610-4	7.1	0.8	0.5	1.6	0.0	0.0
Private insurance patients.....		621610-41	3.8	0.0	0.0	3.2	0.0	0.0
All other patients.....		621610-42	9.3	1.1	0.8	1.4	0.0	0.0
Other receipts.....		621610-SM	2.2	0.0	0.0	0.3	0.0	0.0
All other ambulatory health care services.....	62199		4.0	0.7	0.7	0.3	0.2	0.2
Blood and organ banks.....	621991		4.0	0.7	0.7	0.3	0.2	0.2
Primary services.....		621991-P	3.9	0.7	0.7	0.3	0.2	0.2
Human blood services.....		621991-1	3.6	-0.2	0.6	0.6	-0.3	0.2
Human red blood and whole blood services.....		621991-12	3.6	-0.3	0.4	0.9	0.0	0.3
Human blood plasma services.....		621991-13	4.2	0.0	1.2	0.3	-0.6	0.2
Human blood platelet and other blood services.....		621991-14	4.6	0.2	0.2	0.8	0.1	0.2
Human organ, bone, tissue, and other bank services.....		621991-2	4.7	3.5	0.9	-0.3	1.2	0.1
Other receipts.....		621991-SM	8.0	-0.1	0.3	0.3	1.9	-0.4
Hospitals.....	622		3.0	-0.2	0.3	0.7	0.1	0.5
General medical and surgical hospitals.....	6221		3.2	-0.2	0.3	0.7	0.1	0.6
General medical and surgical hospitals.....	62211		3.2	-0.2	0.3	0.7	0.1	0.6
General medical and surgical hospitals.....	622110		3.2	-0.2	0.3	0.7	0.1	0.6

See footnotes at end of table.

Table 12. Producer price index percentage changes for the net output of selected industries and their products, not seasonally adjusted — Continued
 [March 2023]

Title ¹	Industry code	Product code	Unadjusted 12-month percent change ²	Unadjusted 1-month percent change ²				
				Mar. 2022 to Mar. 2023 ^P	Oct. to Nov.	Nov. to Dec. ^P	Dec. to Jan. ^P	Jan. to Feb. ^P
General medical and surgical hospitals - Continued								
Primary services.....		622110-P	3.4	-0.2	0.3	0.8	0.1	0.6
Certain infectious and parasitic diseases.....		622110-201	-0.6	-0.3	0.3	0.1	0.0	1.4
Neoplasms.....		622110-202	6.1	0.0	1.9	1.7	0.7	-0.1
Diseases of the blood & blood-forming organs & certain disorders involving the immune mechanism.....		622110-203	7.0	0.0	0.9	4.0	-1.4	0.0
Endocrine, nutritional and metabolic diseases.....		622110-204	4.8	-2.3	0.0	0.6	0.0	0.0
Mental and behavioural disorders.....		622110-205	2.0	0.2	-0.3	0.6	-1.6	1.2
Diseases of the nervous system.....		622110-206	0.8	0.0	0.0	-0.4	0.0	0.0
Diseases of the circulatory system.....		622110-209	2.5	0.4	0.1	0.4	0.0	0.3
Diseases of the respiratory system.....		622110-210	1.3	0.1	-0.2	0.0	1.1	0.7
Diseases of the digestive system.....		622110-211	4.5	0.1	0.4	0.7	-0.7	2.3
Diseases of the skin and subcutaneous tissue.....		622110-212	1.6	0.0	1.9	-0.1	0.0	0.0
Diseases of the musculoskeletal system and connective tissue.....		622110-213	3.8	0.2	0.0	0.3	0.1	0.5
Diseases of the genitourinary system.....		622110-214	4.5	4.2	0.3	0.8	-0.3	-0.2
Pregnancy, childbirth and the puerperium.....		622110-215	4.6	0.3	1.1	0.5	-0.2	0.3
Certain conditions originating in the perinatal period.....		622110-216	11.6	2.9	-0.7	0.0	0.0	3.5
Symptoms, signs and abnormal clinical and laboratory findings, not elsewhere classified.....		622110-218	4.4	0.2	0.0	2.7	0.4	0.0
Injury, poisoning and certain other consequences of external causes.....		622110-219	2.2	-0.6	0.7	1.4	0.3	1.0
Factors influencing health status and contact with health services.....		622110-221	2.8	-3.2	-0.5	0.6	0.2	0.6
Other diseases.....		622110-223	1.7	0.0	-0.8	-0.1	1.2	0.0
Psychiatric and substance abuse hospitals.....	6222		0.3	0.3	0.0	0.4	0.0	0.0
Psychiatric and substance abuse hospitals.....	62221		0.3	0.3	0.0	0.4	0.0	0.0
Psychiatric and substance abuse hospitals.....	622210		0.3	0.3	0.0	0.4	0.0	0.0
Primary services.....		622210-P	0.3	0.3	0.0	0.4	0.0	0.0
Psychiatric hospitals.....		622210-3	0.2	0.3	0.0	0.2	0.0	0.0
Medicare patients: psychiatric hospitals.....		622210-31	2.7	1.2	-0.4	1.1	0.0	0.0
Medicaid patients: psychiatric hospitals.....		622210-32	1.1	0.8	0.2	0.0	0.0	0.0
Private insurance and all other patients: psychiatric hospitals.....		622210-33	-0.5	0.0	0.0	0.1	0.0	0.0
Other specialty hospitals.....	6223		-0.6	0.1	0.1	-0.2	0.2	-0.8
Other specialty hospitals.....	62231		-0.6	0.1	0.1	-0.2	0.2	-0.8
Other specialty hospitals.....	622310		-0.6	0.1	0.1	-0.2	0.2	-0.8
Primary services.....		622310-P	-0.2	0.1	0.1	-0.2	0.2	-0.9
Specialty, except psychiatric and substance abuse, hospitals.....		622310-6	-0.2	0.1	0.1	-0.2	0.2	-0.9
Medicare patients.....		622310-61	2.9	0.2	0.8	0.4	0.3	0.3
Medicaid patients.....		622310-62	2.0	0.5	0.9	-1.2	1.4	-1.0
Private insurance and all other patients.....		622310-63	-2.3	0.0	-0.4	-0.4	0.0	-1.6
Nursing care facilities.....	6231		7.0	0.4	0.1	1.1	0.4	0.6
Nursing care facilities.....	62311		7.0	0.4	0.1	1.1	0.4	0.6
Nursing care facilities.....	623110		7.0	0.4	0.1	1.1	0.4	0.6
Primary services.....		623110-P	7.3	0.4	0.1	1.1	0.5	0.6
Medicare and Medicaid patients.....		623110-1	6.8	0.5	0.0	1.8	-0.1	0.0
Medicaid patients.....		623110-101	10.8	0.7	0.0	3.0	-0.2	0.0
Medicare patients.....		623110-102	0.8	0.0	0.0	0.0	0.0	0.0
Private insurance and all other patients.....		623110-3	7.9	0.3	0.2	0.3	1.2	1.5
Private insurance patients.....		623110-301	-0.5	0.0	0.0	0.0	0.0	0.0
All other patients.....		623110-302	9.5	0.4	0.3	0.4	1.4	1.8
Residential developmental disability homes.....	62321		7.9	0.0	-0.1	3.8	0.0	0.1
Residential developmental disability homes.....	623210		7.9	0.0	-0.1	3.8	0.0	0.1
Primary services.....		623210-P	8.6	0.0	-0.1	4.3	0.0	0.2
Residential intellectual and developmental disability services.....		623210-1	8.6	0.0	-0.1	4.3	0.0	0.2
Medicaid patients.....		623210-11	6.6	0.0	-0.1	1.1	0.0	0.2
Non-Medicaid patients.....		623210-12	17.2	0.0	0.0	19.4	0.0	0.0
Amusement and theme parks.....	7131		3.9	1.4	1.1	0.1	0.6	1.0
Amusement and theme parks.....	71311		3.9	1.4	1.1	0.1	0.6	1.0
Amusement and theme parks.....	713110		3.9	1.4	1.1	0.1	0.6	1.0
Primary services.....		713110-P	4.7	1.6	1.2	0.2	0.7	1.1
Amusement and theme park admissions.....		713110-1	6.6	2.4	2.5	-2.0	1.7	1.1
Amusement and theme park food and beverage sales.....		713110-2	5.8	0.0	-1.8	6.9	0.0	1.0
Amusement and theme park merchandise sales, games, and other services.....		713110-3	-14.3	0.3	-0.3	-1.0	-11.3	0.4

See footnotes at end of table.

Table 12. Producer price index percentage changes for the net output of selected industries and their products, not seasonally adjusted — Continued
 [March 2023]

Title ¹	Industry code	Product code	Unadjusted 12-month percent change ²	Unadjusted 1-month percent change ²				
				Mar. 2022 to Mar. 2023 ^P	Oct. to Nov.	Nov. to Dec. ^P	Dec. to Jan. ^P	Jan. to Feb. ^P
Amusement and theme parks - Continued								
Other receipts.....		713110-SM	-4.3	0.1	0.2	-0.9	-0.9	0.3
Golf courses and country clubs.....	71391		9.4	1.2	0.9	5.1	0.2	0.3
Golf courses and country clubs.....	713910		9.4	1.2	0.9	5.1	0.2	0.3
Primary services.....		713910-P	9.7	1.4	1.0	5.1	0.2	0.3
Membership dues and fees.....		713910-1	10.6	0.1	0.1	7.4	0.0	0.3
Greens and guest fees.....		713910-2	4.8	6.3	4.3	2.1	1.0	0.8
Food and beverage sales.....		713910-3	11.6	0.1	0.0	3.6	0.0	0.0
Equipment rentals and all other golf services.....		713910-4	9.7	-0.7	0.0	0.0	0.0	0.0
Fitness and recreational sports centers.....	71394		6.5	0.0	0.2	2.2	0.8	0.0
Fitness and recreational sports centers.....	713940		6.5	0.0	0.2	2.2	0.8	0.0
Primary services.....		713940-P	4.9	0.0	0.0	2.2	0.9	0.0
Fitness and recreational facility memberships.....		713940-1	4.9	0.0	0.0	2.1	0.8	0.0
Recreational facility admissions, classes, and other fitness center services.....		713940-2	4.8	0.0	0.0	2.6	1.2	0.0
Other receipts.....		713940-SM	11.4	0.0	0.9	1.9	0.0	0.0
Accommodation.....	721		2.7	-1.8	0.2	-0.9	1.2	4.3
Accommodation.....	7211		2.7	-1.8	0.2	-0.9	1.2	4.3
Hotels (exc casino hotels) and motels.....	72111		2.4	-0.8	0.3	-1.6	1.9	4.9
Hotels and motels, except casino hotels.....	721110		2.4	-0.8	0.3	-1.6	1.9	4.9
Primary services.....		721110-P	2.5	-0.8	0.3	-1.6	2.0	4.9
Guestroom rental.....		721110-1	1.5	-1.1	0.4	-2.2	2.3	6.3
Limited service hotels and motels guestroom rental.....		721110-101	11.1	-3.2	-0.6	-4.8	7.4	11.9
Full service hotels and motels guestroom rental.....		721110-102	17.6	-5.5	-4.0	-3.3	2.0	3.0
Luxury and resort hotels guestroom rental.....		721110-103	-9.8	3.4	4.3	0.5	-0.1	7.1
Hotel and motel food and beverage and related services.....		721110-2	6.6	0.4	0.1	0.0	0.8	0.1
Hotel and motel food and nonalcoholic beverage and related services.....		721110-201	6.5	0.5	0.1	0.0	1.0	0.0
Hotel and motel alcoholic beverage and related services.....		721110-202	7.0	0.0	0.2	0.0	0.0	0.4
Other hotel and motel services.....		721110-5	4.4	-0.8	-0.1	3.9	0.3	-1.8
Other receipts.....		721110-SM1	-5.1	1.7	1.6	-3.2	-3.5	1.1
Casino hotels.....	72112		3.4	-4.4	-0.3	1.2	-0.6	2.7
Casino hotels.....	721120		3.4	-4.4	-0.3	1.2	-0.6	2.7
Primary services.....		721120-P	3.4	-4.4	-0.3	1.0	-0.4	2.7
Casino hotel guestroom rental.....		721120-1	12.2	-10.3	-2.5	-0.6	-4.7	13.7
Casino hotel food and beverage and related services.....		721120-2	6.0	0.1	-0.4	0.3	0.3	0.7
Casino hotel food and nonalcoholic beverage and related services.....		721120-201	4.3	0.2	-0.7	0.0	0.4	0.0
Casino hotel alcoholic beverage and related services.....		721120-202	9.4	0.0	0.0	0.7	0.0	2.2
Casino gaming receipts.....		721120-5	0.2	-4.3	0.3	1.7	0.6	0.4
Other casino hotel services.....		721120-6	4.3	0.0	0.0	2.5	0.0	0.0
Other receipts.....		721120-SM1	-1.7	0.3	0.2	14.3	-15.7	1.2
Commercial machinery repair and maintenance.....	8113		11.8	0.1	0.0	0.7	0.0	1.9
Commercial machinery repair and maintenance.....	81131		11.8	0.1	0.0	0.7	0.0	1.9
Commercial machinery repair and maintenance.....	811310		11.8	0.1	0.0	0.7	0.0	1.9
Primary services.....		811310-P	9.2	0.1	0.0	0.7	0.0	1.9
Maintenance and repair services for agricultural, construction, and mining machinery.....		811310-5	17.7	0.1	0.0	2.7	0.0	0.0
Maintenance and repair services for commercial and service industry machinery.....		811310-6	7.1	0.4	0.0	0.0	0.0	0.0
Maintenance and repair services for industrial machinery.....		811310-7	7.1	0.0	0.0	0.0	0.0	5.2
Maintenance and repair services for general purpose machinery.....		811310-8	3.6	0.0	0.0	0.0	0.0	0.0
Other receipts.....		811310-SM	-	0.0	0.0	-	-	-
Special indexes								
New nonresidential building construction by contractor type/region.....	236400		16.7	0.1	0.1	2.2	0.1	0.2
General contractors.....		236400-1	15.9	0.0	0.0	1.9	0.0	0.2
General contractors, Northeast.....		236400-11	12.9	-0.1	-0.3	0.8	0.1	0.5
General contractors, South.....		236400-12	17.3	0.0	0.0	2.7	0.0	0.0
General contractors, Midwest.....		236400-13	12.8	0.0	0.3	0.7	0.0	0.2
General contractors, West.....		236400-14	18.2	0.0	0.0	2.4	0.0	0.1
Plumbing, heating, and air conditioning contractors.....		236400-221	20.0	0.6	0.8	1.2	0.1	0.7
Plumbing, heating, and air conditioning contractors, Northeast.....		236400-2211	23.4	0.0	2.2	1.3	0.0	1.2
Plumbing, heating, and air conditioning contractors, South.....		236400-2212	22.7	0.0	0.1	1.5	0.0	0.6
Plumbing, heating, and air conditioning contractors, Midwest.....		236400-2213	22.1	0.4	0.0	0.7	0.4	0.8

See footnotes at end of table.

Table 12. Producer price index percentage changes for the net output of selected industries and their products, not seasonally adjusted — Continued
 [March 2023]

Title ¹	Industry code	Product code	Unadjusted 12-month percent change ²	Unadjusted 1-month percent change ²				
				Mar. 2022 to Mar. 2023 ^p	Oct. to Nov.	Nov. to Dec. ^p	Dec. to Jan. ^p	Jan. to Feb. ^p
New nonresidential building construction by contractor type/region - Continued								
Plumbing, heating, and air conditioning contractors, West		236400-2214	10.9	2.3	1.1	1.3	0.1	0.5
Electrical contractors		236400-222	28.1	0.0	-0.2	10.0	0.2	0.1
Electrical contractors, Northeast		236400-2221	27.5	0.6	0.2	8.1	0.3	0.3
Electrical contractors, South		236400-2222	29.7	0.2	0.1	11.1	0.2	0.1
Electrical contractors, Midwest		236400-2223	24.6	-0.4	-1.3	9.4	0.2	0.2
Electrical contractors, West		236400-2224	29.3	-0.6	0.0	10.4	0.1	0.0
Roofing contractors		236400-223	30.3	0.0	0.0	6.4	0.0	-0.2
Roofing contractors, Northeast		236400-2231	23.9	0.0	0.0	6.8	0.0	0.1
Roofing contractors, South		236400-2232	39.9	-	0.0	8.0	0.0	-0.6
Roofing contractors, Midwest		236400-2233	24.8	0.0	0.0	4.1	0.0	0.0
Roofing contractors, West		236400-2234	25.0	0.0	0.0	6.6	0.1	0.1
Poured concrete foundation and structure contractors		236400-224	7.8	0.1	0.0	-0.9	0.1	0.2
Poured concrete foundation and structure contractors, Northeast		236400-2241	4.8	-0.1	0.3	-1.1	0.0	0.0
Poured concrete foundation and structure contractors, South		236400-2242	6.4	0.1	0.0	-1.4	-0.2	0.3
Poured concrete foundation and structure contractors, Midwest		236400-2243	10.0	0.4	0.0	-1.1	0.6	0.0
Poured concrete foundation and structure contractors, West		236400-2244	9.4	0.0	0.0	-0.1	0.0	0.1
New nonresidential building construction by region	236500		17.1	0.1	0.1	2.3	0.1	0.2
New nonresidential building construction, Northeast		236500-1	16.7	0.1	0.3	1.5	0.1	0.7
New nonresidential building construction, South		236500-2	18.1	0.0	0.0	3.1	0.1	0.1
New nonresidential building construction, Midwest		236500-3	15.4	0.0	-0.1	1.5	0.1	0.2
New nonresidential building construction, West		236500-4	17.4	0.1	0.1	2.5	0.0	0.1
Nonresidential building maintenance & repair	2381MR		4.9	0.1	0.1	0.8	0.2	0.7
General medical and surgical hospitals by patient type	62211A							
Medicare patients		62211A-2	1.1	0.1	0.2	1.0	-0.2	0.1
Medicaid patients		62211A-4	1.2	0.2	0.0	0.1	0.0	0.0
Private insurance and all other patients		62211A-6	5.0	-0.2	0.5	0.7	0.3	1.2
Private insurance patients		62211A-61	5.9	-0.3	0.5	0.6	0.3	1.2
All other patients		62211A-62	0.7	0.5	0.3	1.5	0.5	1.0
Premiums for property and casualty insurance ³	924126		3.8	0.1	1.0	0.8	0.1	0.1
Primary services		924126-P	3.8	0.1	1.0	0.8	0.1	0.1
Premiums for private passenger auto insurance		924126-1	7.2	0.1	1.6	1.7	0.1	0.1
Premiums for homeowner's insurance		924126-2	1.5	0.3	0.5	-0.1	0.0	0.5
Premiums for commercial auto insurance		924126-3	0.5	0.1	0.0	-0.1	0.1	-0.4
Premiums for non-auto liability insurance		924126-4	0.5	0.0	0.0	0.2	0.0	0.0
Premiums for medical malpractice insurance		924126-402	0.5	0.0	0.0	0.6	0.0	0.0
Premiums for product and other non-auto liability insurance		924126-403	0.6	0.0	0.0	0.1	0.0	0.0
Premiums for commercial multiple peril insurance		924126-5	3.8	0.1	2.5	0.3	0.0	0.3
Premiums for worker's compensation insurance		924126-6	-1.6	-0.8	0.0	-0.9	0.0	0.2
Premiums for other property and casualty insurance		924126-7	0.9	0.1	0.2	0.1	0.4	0.1

¹ Industry and product class indexes may include products not shown separately.

² All indexes are subject to revision for 4 months after their originally scheduled publication to incorporate late reports and corrections by survey respondents.

³ The special index for 924126, in which prices reflect premiums only, contrasts with the index shown elsewhere in this table for NAICS 524126, where prices reflect premiums plus the amount of investment income earned on the invested portion of the premium.

^p Preliminary

"-" Data not available.

n.e.c. = Not elsewhere classified.

NOTE: Titles of some industries and products are not shown in this table because they fail to meet our publication criteria.

Table 13. Producer price indexes and percentage changes for special commodity groupings, not seasonally adjusted

[March 2023, Index base 1982=100, unless otherwise indicated]

Title	Other index base	Commodity code		Unadjusted index ¹					Unadjusted 1-month percent change ¹	Unadjusted 12-month percent change ¹
		Group code	Item code	Nov. 2022	Dec. 2022 ^p	Jan. 2023 ^p	Feb. 2023 ^p	Mar. 2023 ^p	Feb. to Mar. ^p	Mar. 2022 to Mar. 2023 ^p
All commodities except farm products.....		SI	006111	263.223	257.715	261.050	259.702	257.972	-0.7	-1.0
Industrial commodities less fuels.....		ILF	T15M05	255.703	255.272	256.929	257.512	258.357	0.3	1.5
Construction materials.....		SI	012011	330.369	326.434	327.202	330.352	331.917	0.5	-4.0
Chemicals and allied products, including synthetic rubber and synthetic fibers and yarns.....		SI	020011	349.272	346.574	348.262	347.410	348.019	0.2	-0.9
Lumber and plywood.....		SI	004011	281.713	271.104	269.320	271.008	268.193	-1.0	-38.5
Foods										
All foods.....		SI	013011	277.057	275.150	270.334	262.478	266.710	1.6	5.4
Apples.....	06/08	SI	01102A	150.949	154.282	162.795	163.996	155.414	-5.2	26.7
Berries.....	06/08	SI	01102B	236.899	163.355	187.858	140.552	131.098	-6.7	2.0
Processed foods.....		SI	095011	265.387	263.057	264.370	261.397	263.660	0.9	3.8
Textiles										
Selected textile mill products.....		SI	134011	199.366	197.702	198.164	198.733	199.469	0.4	4.4
Hosiery.....		SI	092011	184.186	184.186	183.864	183.864	183.864	0.0	2.0
Underwear and nightwear.....		SI	094011	158.769	158.769	158.769	158.769	158.769	0.0	0.5
Metals										
Steel mill products, including fabricated wire products.....		SI	STEEL1	330.925	320.147	313.187	320.186	323.701	1.1	-14.4
Finished steel mill products, excluding fabricated wire products.....		SI	STEEL2	316.323	305.571	296.735	304.071	306.880	0.9	-16.8
Finished steel mill products, including fabricated wire products.....		SI	STEEL3	321.719	311.271	302.965	309.685	312.141	0.8	-15.9
Special metals and metal products.....		SI	018011	241.590	241.267	242.617	243.905	245.713	0.7	-2.2
Fabricated metal products.....		SI	017011	282.296	281.924	281.965	282.935	284.381	0.5	3.7
Copper and copper products.....		SI	019011	508.386	505.970	526.380	524.384	523.103	-0.2	-8.5
Machinery										
Machinery and motive products.....		SI	093011	182.840	183.282	184.826	185.161	185.724	0.3	5.9
Machinery and equipment, except electrical.....		SI	089011	201.898	202.307	205.170	205.892	206.874	0.5	9.0
Agricultural machinery, including tractors.....		SI	024011	329.027	329.014	328.539	326.703	327.458	0.2	9.6
Metalworking machinery.....		SI	021011	236.551	236.572	241.199	242.447	243.112	0.3	8.4
Total tractors.....		SI	023011	272.176	272.176	283.276	285.761	285.761	0.0	10.9
Agriculture machinery and equipment, less parts.....		SI	021012	324.429	324.416	323.948	322.137	322.882	0.2	9.6
Agricultural machinery, excluding tractors.....		SI	024012	339.453	339.316	338.902	337.616	338.587	0.3	9.3
Medical										
Pharmaceutical preparations for human and veterinary use.....		SI	070011	841.013	837.884	855.976	859.696	859.769	0.0	2.7
Pharmaceuticals for human use, prescription.....	06/01	SI	07003	309.093	309.014	315.370	315.737	315.739	0.0	2.6
Pharmaceuticals for human use, non-prescription.....	06/01	SI	07006	141.385	141.401	141.493	141.733	141.739	0.0	1.7
Health care services, Medicare patients.....	06/14	SI	HCARE1	114.171	114.274	113.958	113.906	113.930	0.0	0.0
Health care services, Medicaid patients.....	06/14	SI	HCARE2	115.583	115.581	116.894	116.907	116.912	0.0	4.7
Health care services, private insurance patients.....	06/14	SI	HCARE3	121.757	121.982	123.041	123.593	124.436	0.7	4.5
Health care services, all other patients.....	06/14	SI	HCARE4	123.651	123.807	124.703	126.281	126.676	0.3	2.8

¹ All indexes are subject to revision for 4 months after their originally scheduled publication to incorporate late reports and corrections by survey respondents.

p Preliminary

NOTE: See next page for content of indexes on this table.

Table 13 commodity groupings include the following items:

All commodities except farm products: 02 through 15

Industrial commodities less fuels: 03, 04, and 06 through 15

Construction materials: 062101, 0721, 081105, 081106, 081107, 081203, 081204, 082, 0831, 0835, 086, 092, 101502, 101703, 101704, 10250163, 104101, 105, 106, 1071, 107301, 1074051, 107411, 10830225, 1142, 1147, 11490205, 11710143, 11710144, 11710147, 11710216, 11710217, 123101, 1232, 131108, 1321, 1322, 133, 134, 1361, 1362, 137, 1392, 1394, and 139501

Chemicals and allied products, including synthetic rubber and synthetic fibers: 031, 06 less 064, and 071102

Lumber and plywood: 081 and 083

All foods: 011, 017, and 02 less 0261, 0262, and 029

Apples: 01110208, 01110209, 01110211, 01110215, 01110216, 01110220, 01110229, 01110230

Berries: 01110222, 01110224, 01110225, 01110226, 01110227

Processed foods: 02 less 0261, 0262, and 029

Selected textile mill products: 0327, 03370104, 034, 038108083, 03820312, 038303214, 038303216, and 1231

Hosiery: 03810831

Underwear and nightwear: 03810647, 03810761, 038308083

Steel mill products, including fabricated wire products: 1017 and 1088

Finished steel mill products, excluding fabricated wire products: 101703, 101704, 101705, 101706, 101706, 101707, and 101708

Finished steel mill products, including fabricated wire products: 101703, 101704, 101705, 101706, 101706, 101707, 101708, and 1088

Special metals and metal products: 10, 111, and 141

Fabricated metal products: 103 through 108

Copper and copper products: 10210201, 10220131, 102301, 102403, 102502, 10260314, and 102807013

Machinery and motive products: 11 and 14

Machinery and equipment except electrical: 111, 112, 113, 114, 115, 116, 118, and 119

Agriculture machinery, including tractors: 1114 less 111409

Metalworking machinery: 113A, 1132, 113304, 1137, and 1138

Total tractors: 111410 and 112A less 112A03

Agricultural machinery and equipment, less parts (old commodity code 111): 111 less 111409

Agricultural machinery, excluding tractors (old commodity code 1112): 1114 less 111403

Pharmaceutical preparations for human and veterinary use: 0634 and 0638

Pharmaceuticals for human use, prescription: prescription pharmaceutical price quotes from 0638

Pharmaceuticals for human use, non-prescription: non-prescription pharmaceutical price quotes from 0638

Health care services, Medicare patients: Medicare price quotes from 511 and 512

Health care services, Medicaid patients: Medicaid price quotes from 511 and 512

Health care services, private insurance patients: Private insurance price quotes from 511 and 512

Health care services, all other patients: Price quotes from 511 and 512, less Medicare, Medicaid, and private insurance

Note: Weights for the above components are those used for the comprehensive All commodities index.

Table 14. Producer price indexes and percentage changes for net inputs to industries, excluding capital investment, labor, and imports; not seasonally adjusted
 [March 2023, Index base December 2014=100, unless otherwise indicated]

Title	Other index base	Commodity code		Unadjusted index ¹					Unadjusted 1-month percent change ¹	Unadjusted 12-month percent change ¹	
		Group code	Item code	Nov. 2022	Dec. 2022 ^P	Jan. 2023 ^P	Feb. 2023 ^P	Mar. 2023 ^P	Feb. to Mar. ^P	Mar. 2022 to Mar. 2023 ^P	
Construction											
Inputs to construction industries, excluding capital investment, labor, and imports.....	06/86	IP	230000	150.015	146.205	148.268	148.459	148.177	-0.2	-4.4	
Inputs to construction industries, goods.....		IP	2300001	321.223	312.310	317.328	318.505	319.212	0.2	-0.9	
Inputs to construction industries, energy.....		IP	23000012	170.030	135.261	146.112	148.017	144.659	-2.3	-16.6	
Inputs to construction industries, goods less foods and energy....		IP	23000013	149.390	148.810	150.219	150.623	151.374	0.5	1.3	
Inputs to construction industries, services.....		IP	2300002	147.667	144.512	145.998	145.489	144.021	-1.0	-10.2	
Inputs to construction industries, trade services ²		IP	23000021	156.431	151.164	153.154	151.470	150.312	-0.8	-17.1	
Inputs to construction industries, transportation and warehousing services.....		IP	23000022	144.803	142.733	139.536	138.215	134.194	-2.9	-6.7	
Inputs to construction industries, services less trade, transportation, and warehousing.....		IP	23000023	126.728	127.237	130.012	131.406	130.747	-0.5	7.8	
New construction											
Inputs to new construction, excluding capital investment, labor, and imports.....	06/86	IP	231000	150.565	146.919	149.053	149.261	149.019	-0.2	-3.8	
Inputs to new construction, goods.....		IP	2310001	321.264	312.704	317.871	318.997	319.869	0.3	-0.7	
Inputs to new construction, energy.....		IP	23100012	168.518	134.194	146.772	148.307	144.836	-2.3	-15.3	
Inputs to new construction, goods less foods and energy.....		IP	23100013	150.252	149.644	151.009	151.435	152.263	0.5	1.3	
Inputs to new construction, services.....		IP	2310002	147.713	144.777	146.312	145.898	144.401	-1.0	-9.1	
Inputs to new construction, trade services ²		IP	23100021	157.112	151.933	154.132	152.569	151.308	-0.8	-16.4	
Inputs to new construction, transportation and warehousing services.....		IP	23100022	144.803	142.733	139.536	138.215	134.194	-2.9	-6.7	
Inputs to new construction, services less trade, transportation, and warehousing.....		IP	23100023	126.831	127.320	129.975	131.257	130.655	-0.5	7.4	
Inputs to residential construction industries, excluding capital investment, labor, and imports.....	06/86	IP	231100	147.639	143.878	145.764	145.759	145.345	-0.3	-7.6	
Inputs to residential construction industries, goods.....		IP	2311001	312.845	305.610	310.372	311.673	311.927	0.1	-0.6	
Inputs to residential construction industries, energy.....		IP	23110012	158.094	127.652	137.607	139.274	136.235	-2.2	-15.2	
Inputs to residential construction industries, goods less foods and energy.....		IP	23110013	148.416	147.714	149.239	149.758	150.187	0.3	1.1	
Inputs to residential construction industries, services.....		IP	2311002	146.161	142.031	143.357	142.427	141.218	-0.8	-15.2	
Inputs to residential construction industries, trade services ²		IP	23110021	152.027	146.090	147.647	145.657	144.806	-0.6	-21.2	
Inputs to residential construction industries, transportation and warehousing services.....		IP	23110022	144.803	142.733	139.537	138.215	134.194	-2.9	-6.7	
Inputs to residential construction industries, services less trade, transportation, and warehousing.....		IP	23110023	129.367	129.837	132.625	133.892	133.245	-0.5	7.7	
Inputs to single family residential construction, excluding capital investment, labor, and imports.....		06/86	IP	231110	146.391	142.838	144.520	144.412	143.993	-0.3	-8.4
Inputs to single family residential construction, goods.....			IP	2311101	146.405	143.519	145.473	145.957	146.035	0.1	-1.4
Inputs to single family residential construction, energy.....	IP		23111012	161.213	131.095	141.182	142.831	139.774	-2.1	-14.5	
Inputs to single family residential construction, goods less foods and energy.....	IP		23111013	148.584	147.687	149.099	149.510	149.815	0.2	-0.3	
Inputs to single family residential construction, services.....	IP		2311102	146.099	141.824	143.117	142.163	141.036	-0.8	-15.5	
Inputs to single family residential construction, trade services ²	IP		23111021	151.616	145.783	147.365	145.474	144.806	-0.5	-20.4	
Inputs to single family residential construction, transportation and warehousing services.....	IP		23111022	144.803	142.733	139.537	138.215	134.194	-2.9	-6.7	
Inputs to single family residential construction, services less trade, transportation, and warehousing.....	IP		23111023	131.429	132.086	135.049	136.601	135.872	-0.5	8.7	
Inputs to multifamily residential construction, excluding capital investment, labor, and imports.....	06/86		IP	231120	148.451	144.842	146.360	146.110	145.821	-0.2	-8.6
Inputs to multifamily residential construction, goods.....			IP	2311201	149.858	147.080	148.756	149.236	149.612	0.3	0.4
Inputs to multifamily residential construction, energy.....		IP	23112012	164.742	134.179	144.340	145.934	142.861	-2.1	-13.9	
Inputs to multifamily residential construction, goods less foods and energy.....		IP	23112013	150.877	150.506	151.514	151.910	152.575	0.4	1.9	
Inputs to multifamily residential construction, services.....		IP	2311202	146.890	142.406	143.710	142.448	141.233	-0.9	-17.2	
Inputs to multifamily residential construction, trade services ²		IP	23112021	152.656	146.117	147.722	145.112	144.265	-0.6	-23.8	
Inputs to multifamily residential construction, transportation and warehousing services.....		IP	23112022	144.803	142.733	139.536	138.215	134.194	-2.9	-6.7	
Inputs to multifamily residential construction, services less trade, transportation, and warehousing.....		IP	23112023	123.175	123.773	126.292	127.421	126.835	-0.5	7.2	
Inputs to other residential construction, excluding capital investment, labor, and imports.....	06/86	IP	231130	146.485	142.707	144.610	144.698	144.314	-0.3	-6.9	
Inputs to other residential construction, goods.....		IP	2311301	147.338	143.654	145.931	146.606	146.725	0.1	-0.2	
Inputs to other residential construction, energy.....		IP	23113012	159.205	128.203	138.252	139.950	136.875	-2.2	-15.4	
Inputs to other residential construction, goods less foods and energy.....		IP	23113013	145.976	145.378	146.813	147.378	147.843	0.3	1.7	
Inputs to other residential construction, services.....		IP	2311302	145.414	141.525	142.880	142.098	140.972	-0.8	-14.2	
Inputs to other residential construction, trade services ²		IP	23113021	152.705	146.760	148.293	146.393	145.482	-0.6	-21.1	

See footnotes at end of table.

Table 14. Producer price indexes and percentage changes for net inputs to industries, excluding capital investment, labor, and imports; not seasonally adjusted — Continued
 [March 2023, Index base December 2014=100, unless otherwise indicated]

Title	Other index base	Commodity code		Unadjusted index ¹					Unadjusted 1-month percent change ¹	Unadjusted 12-month percent change ¹	
		Group code	Item code	Nov. 2022	Dec. 2022 ^P	Jan. 2023 ^P	Feb. 2023 ^P	Mar. 2023 ^P	Feb. to Mar. ^P	Mar. 2022 to Mar. 2023 ^P	
Inputs to other residential construction, transportation and warehousing services.....		IP	23113022	144.803	142.733	139.536	138.215	134.194	-2.9	-6.7	
Inputs to other residential construction, services less trade, transportation, and warehousing.....		IP	23113023	120.592	120.973	123.413	124.455	124.054	-0.3	7.3	
Inputs to nonresidential construction, excluding capital investment, labor, and imports.....	06/10	IP	231200	150.230	146.914	148.978	149.392	149.264	-0.1	-1.1	
Inputs to nonresidential construction, goods.....		IP	2312001	161.884	157.590	159.970	160.515	161.106	0.4	-0.6	
Inputs to nonresidential construction, energy.....		IP	23120012	169.686	134.922	145.756	147.661	144.306	-2.3	-16.6	
Inputs to nonresidential construction, goods less foods and energy.....		IP	23120013	149.960	149.469	150.747	151.104	152.095	0.7	1.5	
Inputs to nonresidential construction, services.....		IP	2312002	147.366	145.625	147.327	147.526	145.884	-1.1	-2.3	
Inputs to nonresidential construction, trade services ²		IP	23120021	163.811	160.073	163.042	162.629	160.780	-1.1	-7.6	
Inputs to nonresidential construction, transportation and warehousing services.....		IP	23120022	144.803	142.733	139.536	138.215	134.194	-2.9	-6.7	
Inputs to nonresidential construction, services less trade, transportation, and warehousing.....		IP	23120023	120.532	120.958	123.405	124.618	124.205	-0.3	7.6	
Inputs to commercial and healthcare structures, excluding capital investment, labor, and imports.....		06/10	IP	231210	151.455	149.219	150.920	151.301	151.196	-0.1	0.2
Inputs to commercial and healthcare structures, goods.....			IP	2312101	163.988	161.251	162.956	163.444	164.094	0.4	0.5
Inputs to commercial and healthcare structures, energy.....	IP		23121012	163.231	132.143	142.399	144.102	140.980	-2.2	-14.9	
Inputs to commercial and healthcare structures, goods less foods and energy.....	IP		23121013	152.094	151.650	152.614	152.979	153.854	0.6	1.8	
Inputs to commercial and healthcare structures, services.....	IP		2312102	149.079	147.656	149.667	149.858	147.894	-1.3	-0.8	
Inputs to commercial and healthcare structures, trade services ²	IP		23121021	167.296	164.103	168.236	167.748	165.704	-1.2	-4.7	
Inputs to commercial and healthcare structures, transportation and warehousing services.....	IP		23121022	144.803	142.733	139.536	138.215	134.194	-2.9	-6.7	
Inputs to commercial and healthcare structures, services less trade, transportation, and warehousing.....	IP		23121023	121.186	121.794	124.447	125.811	125.072	-0.6	8.4	
Inputs to commercial structures, excluding capital investment, labor, and imports.....	06/10		IP	231211	151.978	149.743	151.481	151.909	151.801	-0.1	0.6
Inputs to commercial structures, goods.....			IP	2312111	151.334	148.783	150.335	150.798	151.374	0.4	0.7
Inputs to commercial structures, energy.....		IP	23121112	163.582	132.234	142.520	144.237	141.100	-2.2	-15.1	
Inputs to commercial structures, goods less foods and energy.....		IP	23121113	152.499	152.053	152.994	153.371	154.225	0.6	2.0	
Inputs to commercial structures, services.....		IP	2312112	149.845	148.520	150.707	151.035	149.114	-1.3	0.2	
Inputs to commercial structures, trade services ²		IP	23121121	168.247	165.165	169.819	169.703	167.611	-1.2	-2.9	
Inputs to commercial structures, transportation and warehousing services.....		IP	23121122	144.803	142.733	139.536	138.215	134.194	-2.9	-6.7	
Inputs to commercial structures, services less trade, transportation, and warehousing.....		IP	23121123	124.771	125.348	127.956	129.275	128.565	-0.5	8.0	
Inputs to healthcare structures, excluding capital investment, labor, and imports.....		06/10	IP	231212	151.169	148.875	150.540	150.785	150.607	-0.1	-0.7
Inputs to healthcare structures, goods.....			IP	2312121	150.533	147.987	149.666	150.039	150.567	0.4	0.2
Inputs to healthcare structures, energy.....	IP		23121212	162.520	132.069	142.239	143.906	140.821	-2.1	-14.6	
Inputs to healthcare structures, goods less foods and energy.....	IP		23121213	151.608	151.108	152.192	152.476	153.273	0.5	1.4	
Inputs to healthcare structures, services.....	IP		2312122	149.410	147.801	149.394	149.314	147.371	-1.3	-2.7	
Inputs to healthcare structures, trade services ²	IP		23121221	164.849	161.459	164.467	163.425	161.535	-1.2	-7.8	
Inputs to healthcare structures, transportation and warehousing services.....	IP		23121222	144.803	142.733	139.537	138.215	134.194	-2.9	-6.7	
Inputs to healthcare structures, services less trade, transportation, and warehousing.....	IP		23121223	122.303	122.999	125.699	127.046	126.330	-0.6	8.6	
Inputs to industrial structures, excluding capital investment, labor, and imports.....	06/10		IP	231220	148.693	145.991	148.391	148.900	148.887	0.0	1.4
Inputs to industrial structures, goods.....			IP	2312201	155.941	152.776	154.997	155.448	156.145	0.4	2.0
Inputs to industrial structures, energy.....		IP	23122012	166.888	133.694	144.274	146.091	142.837	-2.2	-15.9	
Inputs to industrial structures, goods less foods and energy.....		IP	23122013	144.946	144.780	146.080	146.375	147.395	0.7	4.0	
Inputs to industrial structures, services.....		IP	2312202	149.384	147.454	150.523	151.218	149.630	-1.1	0.0	
Inputs to industrial structures, trade services ²		IP	23122021	166.058	161.700	168.979	169.840	167.942	-1.1	-2.3	
Inputs to industrial structures, transportation and warehousing services.....		IP	23122022	144.803	142.733	139.536	138.215	134.194	-2.9	-6.7	
Inputs to industrial structures, services less trade, transportation, and warehousing.....		IP	23122023	121.485	121.739	124.106	125.350	125.048	-0.2	6.2	
Inputs to other nonresidential construction, excluding capital investment, labor, and imports.....		06/10	IP	231230	149.777	146.171	148.241	148.624	148.490	-0.1	-1.6
Inputs to other nonresidential construction, goods.....			IP	2312301	160.952	156.228	158.722	159.245	159.808	0.4	-1.0
Inputs to other nonresidential construction, energy.....	IP		23123012	166.475	134.449	143.949	145.648	142.401	-2.2	-15.1	
Inputs to other nonresidential construction, goods less foods and energy.....	IP		23123013	149.309	148.809	150.176	150.503	151.551	0.7	1.3	
Inputs to other nonresidential construction, services.....	IP		2312302	146.468	144.667	146.144	146.294	144.730	-1.1	-2.9	
Inputs to other nonresidential construction, trade services ²	IP	23123021	162.589	158.766	161.076	160.574	158.780	-1.1	-8.7		

See footnotes at end of table.

Table 14. Producer price indexes and percentage changes for net inputs to industries, excluding capital investment, labor, and imports; not seasonally adjusted — Continued
 [March 2023, Index base December 2014=100, unless otherwise indicated]

Title	Other index base	Commodity code		Unadjusted index ¹					Unadjusted 1-month percent change ¹	Unadjusted 12-month percent change ¹
		Group code	Item code	Nov. 2022	Dec. 2022 ^P	Jan. 2023 ^P	Feb. 2023 ^P	Mar. 2023 ^P	Feb. to Mar. ^P	Mar. 2022 to Mar. 2023 ^P
Inputs to other nonresidential construction, transportation and warehousing services.....		IP	23123022	144.803	142.733	139.536	138.215	134.194	-2.9	-6.7
Inputs to other nonresidential construction, services less trade, transportation, and warehousing.....		IP	23123023	120.229	120.625	122.999	124.154	123.793	-0.3	7.4
Inputs to highways and streets, excluding capital investment, labor, and imports.....		IP	231231	146.870	143.194	145.586	146.100	146.214	0.1	-0.1
Inputs to highways and streets, goods.....		IP	2312311	146.980	142.631	145.280	145.831	146.591	0.5	0.4
Inputs to highways and streets, energy.....		IP	23123112	173.134	136.418	147.560	149.572	146.094	-2.3	-17.4
Inputs to highways and streets, goods less foods and energy....		IP	23123113	147.150	146.844	148.536	148.924	150.213	0.9	3.2
Inputs to highways and streets, services.....		IP	2312312	144.298	142.549	144.205	144.614	142.968	-1.1	-1.3
Inputs to highways and streets, trade services ²		IP	23123121	162.869	159.034	161.922	162.150	160.267	-1.2	-5.9
Inputs to highways and streets, transportation and warehousing services.....		IP	23123122	141.769	139.742	136.612	135.318	131.382	-2.9	-6.7
Inputs to highways and streets, services less trade, transportation, and warehousing.....		IP	23123123	119.393	119.901	122.394	123.607	123.204	-0.3	8.3
Inputs to power and communication structures, excluding capital investment, labor, and imports.....		IP	231232	148.108	143.932	145.948	146.393	146.158	-0.2	-2.5
Inputs to power and communication structures, goods.....		IP	2312321	153.404	147.280	149.757	150.383	150.729	0.2	-2.7
Inputs to power and communication structures, energy.....		IP	23123212	160.082	132.155	140.996	142.725	139.958	-1.9	-11.5
Inputs to power and communication structures, goods less foods and energy.....		IP	23123213	150.938	150.419	151.409	151.776	152.846	0.7	-0.4
Inputs to power and communication structures, services.....		IP	2312322	140.731	139.294	140.673	140.869	139.831	-0.7	-2.1
Inputs to power and communication structures, trade services ²		IP	23123221	160.683	157.074	158.772	158.267	156.456	-1.1	-9.0
Inputs to power and communication structures, transportation and warehousing services.....		IP	23123222	144.803	142.733	139.536	138.215	134.194	-2.9	-6.7
Inputs to power and communication structures, services less trade, transportation, and warehousing.....		IP	23123223	119.285	119.478	121.299	122.081	121.984	-0.1	5.5
Inputs to educational and vocational structures, excluding capital investment, labor, and imports.....		IP	231233	150.815	148.445	150.034	150.292	150.082	-0.1	-1.8
Inputs to educational and vocational structures, goods.....		IP	2312331	150.322	147.670	149.259	149.649	150.128	0.3	-1.4
Inputs to educational and vocational structures, energy.....		IP	23123312	156.574	126.919	136.739	138.361	135.374	-2.2	-14.8
Inputs to educational and vocational structures, goods less foods and energy.....		IP	23123313	150.334	149.686	150.682	150.983	151.716	0.5	-0.4
Inputs to educational and vocational structures, services.....		IP	2312332	149.410	147.767	149.327	149.253	147.332	-1.3	-2.7
Inputs to educational and vocational structures, trade services ²		IP	23123321	163.360	160.115	162.842	161.772	159.966	-1.1	-7.5
Inputs to educational and vocational structures, transportation and warehousing services.....		IP	23123322	144.803	142.733	139.537	138.215	134.194	-2.9	-6.7
Inputs to educational and vocational structures, services less trade, transportation, and warehousing.....		IP	23123323	121.794	122.345	125.163	126.628	125.919	-0.6	8.3
Inputs to other misc. nonresidential construction, excluding capital investment, labor, and imports.....		IP	231234	149.306	145.721	147.686	147.946	147.631	-0.2	-2.5
Inputs to other misc. nonresidential construction, goods.....		IP	2312341	147.864	143.640	145.915	146.333	146.630	0.2	-1.3
Inputs to other misc. nonresidential construction, energy.....		IP	23123412	169.883	135.061	145.772	147.655	144.276	-2.3	-16.7
Inputs to other misc. nonresidential construction, goods less foods and energy.....		IP	23123413	148.676	148.070	149.383	149.635	150.381	0.5	0.9
Inputs to other misc. nonresidential construction, services.....		IP	2312342	147.547	145.431	146.684	146.602	145.004	-1.1	-5.1
Inputs to other misc. nonresidential construction, trade services ²		IP	23123421	161.776	157.512	159.453	158.478	156.815	-1.0	-11.9
Inputs to other misc. nonresidential construction, transportation and warehousing services.....		IP	23123422	144.803	142.733	139.536	138.215	134.194	-2.9	-6.7
Inputs to other misc. nonresidential construction, services less trade, transportation, and warehousing.....		IP	23123423	120.245	120.672	123.047	124.219	123.845	-0.3	7.4
Maintenance and repair construction										
Inputs to maintenance and repair construction, excluding capital investment, labor, and imports.....		IP	232000	146.990	142.844	144.947	145.081	144.588	-0.3	-5.6
Inputs to maintenance and repair construction, goods.....	06/86	IP	2320001	329.830	319.349	324.964	326.280	326.284	0.0	-0.9
Inputs to maintenance and repair construction, energy.....		IP	23200012	186.031	142.710	156.222	158.909	154.915	-2.5	-18.4
Inputs to maintenance and repair construction, goods less foods and energy.....		IP	23200013	146.941	146.346	147.784	148.171	148.585	0.3	1.6
Inputs to maintenance and repair construction, services.....		IP	2320002	145.496	142.121	143.506	142.855	141.507	-0.9	-11.8
Inputs to maintenance and repair construction, trade services ²		IP	23200021	153.470	148.640	150.240	149.095	148.000	-0.7	-16.3
Inputs to maintenance and repair construction, transportation and warehousing services.....		IP	23200022	144.803	142.733	139.536	138.215	134.194	-2.9	-6.7
Inputs to maintenance and repair construction, services less trade, transportation, and warehousing.....		IP	23200023	120.260	120.940	123.613	124.229	123.503	-0.6	7.7
Inputs to residential maintenance and repair, excluding capital investment, labor, and imports.....		IP	232100	144.842	141.277	143.018	142.940	142.548	-0.3	-7.0
Inputs to residential maintenance and repair, goods.....	06/86	IP	2321001	306.497	299.564	303.989	305.113	305.111	0.0	0.4
Inputs to residential maintenance and repair, energy.....		IP	23210012	184.312	142.301	154.355	156.600	152.683	-2.5	-19.3

See footnotes at end of table.

Table 14. Producer price indexes and percentage changes for net inputs to industries, excluding capital investment, labor, and imports; not seasonally adjusted — Continued
 [March 2023, Index base December 2014=100, unless otherwise indicated]

Title	Other index base	Commodity code		Unadjusted index ¹					Unadjusted 1-month percent change ¹	Unadjusted 12-month percent change ¹
		Group code	Item code	Nov. 2022	Dec. 2022 ^P	Jan. 2023 ^P	Feb. 2023 ^P	Mar. 2023 ^P	Feb. to Mar. ^P	Mar. 2022 to Mar. 2023 ^P
Inputs to residential maintenance and repair, goods less foods and energy.....		IP	23210013	145.344	144.783	146.229	146.654	146.925	0.2	2.3
Inputs to residential maintenance and repair, services.....		IP	2321002	146.570	142.679	143.979	143.095	142.181	-0.6	-13.7
Inputs to residential maintenance and repair, trade services ²		IP	23210021	151.840	146.917	148.396	146.888	146.179	-0.5	-17.0
Inputs to residential maintenance and repair, transportation and warehousing services.....		IP	23210022	144.803	142.733	139.536	138.215	134.194	-2.9	-6.7
Inputs to residential maintenance and repair, services less trade, transportation, and warehousing.....		IP	23210023	127.836	128.222	130.821	132.102	131.837	-0.2	7.3
Inputs to nonresidential maintenance and repair, excluding capital investment, labor, and imports.....		IP	232200	147.776	143.387	145.511	145.888	145.403	-0.3	-5.2
Inputs to nonresidential maintenance and repair, goods.....	06/86	IP	2322001	335.313	323.856	329.450	330.851	330.926	0.0	-1.7
Inputs to nonresidential maintenance and repair, energy.....		IP	23220012	184.725	142.699	154.700	156.987	153.139	-2.5	-19.2
Inputs to nonresidential maintenance and repair, goods less foods and energy.....		IP	23220013	147.244	146.566	147.982	148.421	148.909	0.3	1.1
Inputs to nonresidential maintenance and repair, services.....		IP	2322002	145.517	142.279	143.696	143.593	142.095	-1.0	-10.8
Inputs to nonresidential maintenance and repair, trade services ²		IP	23220021	154.810	149.877	151.561	150.852	149.552	-0.9	-16.3
Inputs to nonresidential maintenance and repair, transportation and warehousing services.....		IP	23220022	144.803	142.733	139.536	138.215	134.194	-2.9	-6.7
Inputs to nonresidential maintenance and repair, services less trade, transportation, and warehousing.....		IP	23220023	120.195	120.786	123.533	124.919	124.206	-0.6	8.5
Manufacturing³										
Inputs to 325510, paint and coating manufacturing, excluding capital investment, labor, and imports.....	03/13	IP	325510	129.022	127.816	127.778	127.995	127.966	0.0	1.5
Inputs to 325510, goods.....	03/13	IP	3255101	124.680	123.568	123.211	123.603	123.826	0.2	1.7
Inputs to 325510, energy.....	03/13	IP	32551012	111.153	99.218	105.511	106.146	104.442	-1.6	-5.0
Inputs to 325510, goods less foods and energy.....	03/13	IP	32551013	125.644	124.849	124.280	124.666	124.951	0.2	1.8
Inputs to 325510, services.....	03/13	IP	3255102	148.709	146.931	149.136	148.102	146.308	-1.2	0.9
Inputs to 325510, trade services ²	03/13	IP	32551021	151.176	148.747	155.455	154.501	153.506	-0.6	2.0
Inputs to 325510, transportation and warehousing services.....	03/13	IP	32551022	139.729	138.676	137.171	136.119	133.768	-1.7	0.4
Inputs to 326100, plastics products manufacturing, excluding capital investment, labor, and imports.....	03/14	IP	326100	122.351	121.407	121.087	122.260	122.600	0.3	-1.3
Inputs to 326100, goods.....	03/14	IP	3261001	116.611	115.455	114.960	116.387	117.098	0.6	-2.7
Inputs to 326100, energy.....	03/14	IP	32610012	118.347	117.116	127.321	123.683	122.090	-1.3	5.8
Inputs to 326100, goods less foods and energy.....	03/14	IP	32610013	116.529	115.378	114.137	115.918	116.790	0.8	-3.3
Inputs to 326100, services.....	03/14	IP	3261002	143.482	143.739	144.421	144.074	142.312	-1.2	5.0
Inputs to 326100, trade services ²	03/14	IP	32610021	157.093	157.800	158.210	157.347	156.160	-0.8	5.9
Inputs to 326100, transportation and warehousing services.....	03/14	IP	32610022	131.959	130.727	129.050	127.823	125.171	-2.1	-2.6
Inputs to 326100, services less trade, transportation, and warehousing.....	03/14	IP	32610023	121.441	122.506	126.164	127.559	126.241	-1.0	12.9
Inputs to 333130, mining and oil and gas field machinery mfg, excluding capital investment, labor, and imports.....	04/14	IP	333130	142.790	141.212	142.667	143.704	143.695	0.0	-1.6
Inputs to 333130, goods.....	04/14	IP	3331301	132.569	131.488	131.741	132.991	133.376	0.3	-2.1
Inputs to 333130, energy.....	04/14	IP	33313012	133.180	137.648	136.826	132.681	129.282	-2.6	5.4
Inputs to 333130, goods less foods and energy.....	04/14	IP	33313013	132.683	131.512	131.787	133.153	133.619	0.3	-2.2
Inputs to 333130, services.....	04/14	IP	3331302	160.252	157.163	162.210	162.481	161.248	-0.8	-0.1
Inputs to 333130, trade services ²	04/14	IP	33313021	172.604	166.862	179.586	180.189	178.598	-0.9	-2.0
Inputs to 333130, transportation and warehousing services.....	04/14	IP	33313022	130.353	129.210	127.018	125.583	123.025	-2.0	-4.4
Inputs to 333130, services less trade, transportation, and warehousing.....	04/14	IP	33313023	142.631	142.204	144.179	145.388	145.754	0.3	8.7
Inputs to 336111, automobile manufacturing, excluding capital investment, labor, and imports.....	02/14	IP	336111	132.700	132.481	133.232	133.240	133.454	0.2	3.5
Inputs to 336111, goods.....	02/14	IP	3361111	117.448	117.504	118.191	118.564	118.991	0.4	4.7
Inputs to 336111, goods less foods and energy.....	02/14	IP	33611113	117.448	117.504	118.191	118.564	118.991	0.4	4.7
Inputs to 336111, services.....	02/14	IP	3361112	168.691	167.658	168.499	166.591	165.622	-0.6	0.2
Inputs to 336111, trade services ²	02/14	IP	33611121	169.806	168.851	170.266	168.301	167.789	-0.3	1.0
Inputs to 336111, transportation and warehousing services.....	02/14	IP	33611122	147.088	144.985	141.738	140.395	136.311	-2.9	-6.7
Inputs to 336411, airplane manufacturing, excluding capital investment, labor, and imports.....	02/14	IP	336411	126.358	126.026	127.503	128.376	128.524	0.1	3.2
Inputs to 336411, goods.....	02/14	IP	3364111	118.696	118.552	119.578	120.627	120.984	0.3	3.8
Inputs to 336411, energy.....	02/14	IP	33641112	168.987	178.132	161.626	157.431	150.913	-4.1	6.7
Inputs to 336411, goods less foods and energy.....	02/14	IP	33641113	118.777	118.624	119.682	120.743	121.112	0.3	3.8
Inputs to 336411, services.....	02/14	IP	3364112	153.238	152.228	155.388	155.579	154.940	-0.4	1.5
Inputs to 336411, trade services ²	02/14	IP	33641121	170.913	168.474	173.540	172.095	171.784	-0.2	0.4
Inputs to 336411, transportation and warehousing services.....	02/14	IP	33641122	146.103	144.014	140.789	139.455	135.398	-2.9	-6.7
Inputs to 336411, services less trade, transportation, and warehousing.....	02/14	IP	33641123	128.770	129.067	132.080	133.296	133.165	-0.1	4.3

See footnotes at end of table.

Table 14. Producer price indexes and percentage changes for net inputs to industries, excluding capital investment, labor, and imports; not seasonally adjusted — Continued
 [March 2023, Index base December 2014=100, unless otherwise indicated]

Title	Other index base	Commodity code		Unadjusted index ¹					Unadjusted 1-month percent change ¹	Unadjusted 12-month percent change ¹
		Group code	Item code	Nov. 2022	Dec. 2022 ^P	Jan. 2023 ^P	Feb. 2023 ^P	Mar. 2023 ^P	Feb. to Mar. ^P	Mar. 2022 to Mar. 2023 ^P
Inputs to 336611, ship building and repairing, excluding capital investment, labor, and imports.....	02/14	IP	336611	140.842	140.719	142.448	143.342	143.338	0.0	3.5
Inputs to 336611, goods.....	02/14	IP	3366111	132.703	132.555	134.176	134.945	135.129	0.1	2.3
Inputs to 336611, energy.....	02/14	IP	33661112	129.078	130.528	134.837	134.410	132.764	-1.2	8.7
Inputs to 336611, goods less foods and energy.....	02/14	IP	33661113	132.764	132.565	134.090	134.900	135.150	0.2	2.2
Inputs to 336611, services.....	02/14	IP	3366112	153.928	153.869	155.776	156.890	156.530	-0.2	6.0
Inputs to 336611, trade services ²	02/14	IP	33661121	179.013	176.107	183.885	183.513	181.777	-0.9	-0.4
Inputs to 336611, transportation and warehousing services.....	02/14	IP	33661122	133.786	133.331	131.791	130.064	128.536	-1.2	-2.1
Inputs to 336611, services less trade, transportation, and warehousing.....	02/14	IP	33661123	141.933	142.638	144.093	145.864	145.954	0.1	9.7
Services³										
Inputs to 484000, truck transportation, excluding capital investment, labor, and imports.....	03/14	IP	484000	162.530	141.080	144.398	142.580	137.387	-3.6	-9.4
Inputs to 484000, goods.....	03/14	IP	4840001	185.905	135.402	144.583	140.475	131.366	-6.5	-18.4
Inputs to 484000, energy.....	03/14	IP	48400012	182.717	131.487	140.860	136.665	127.315	-6.8	-19.2
Inputs to 484000, goods less foods and energy.....	03/14	IP	48400013	110.749	110.865	111.346	111.144	111.442	0.3	2.8
Inputs to 484000, services.....	03/14	IP	4840002	136.328	139.718	138.868	138.696	136.400	-1.7	-0.7
Inputs to 484000, trade services ²	03/14	IP	48400021	180.073	198.880	181.079	180.696	167.641	-7.2	-7.8
Inputs to 484000, transportation and warehousing services.....	03/14	IP	48400022	131.636	131.416	133.779	133.334	132.392	-0.7	-1.9
Inputs to 484000, services less trade, transportation, and warehousing.....	03/14	IP	48400023	122.099	122.669	123.588	123.962	123.992	0.0	4.3
Inputs to 621A00, offices of health practitioners, excluding capital investment, labor, and imports.....	03/13	IP	621A00	129.720	130.131	132.008	132.155	132.330	0.1	5.4
Inputs to 621A00, goods.....	03/13	IP	621A001	139.029	139.183	141.280	141.094	141.273	0.1	4.1
Inputs to 621A00, energy.....	03/13	IP	621A0012	127.360	128.435	134.543	134.423	133.159	-0.9	9.6
Inputs to 621A00, goods less foods and energy.....	03/13	IP	621A0013	140.424	140.514	142.316	142.124	142.413	0.2	3.8
Inputs to 621A00, services.....	03/13	IP	621A002	126.388	126.928	128.722	129.003	129.177	0.1	6.0
Inputs to 621A00, trade services ²	03/13	IP	621A0021	150.619	149.905	152.347	150.149	150.870	0.5	7.3
Inputs to 621A00, transportation and warehousing services.....	03/13	IP	621A0022	114.130	116.846	118.948	116.274	120.214	3.4	10.8
Inputs to 621A00, services less trade, transportation and warehousing.....	03/13	IP	621A0023	120.887	121.550	123.215	123.885	123.867	0.0	5.6
Inputs to 813000, membership associations and organizations, excluding capital investment, labor, and imports.....	05/14	IP	813000	154.848	152.937	156.644	159.071	157.842	-0.8	7.3
Inputs to 813000, goods.....	05/14	IP	8130001	153.709	136.238	143.938	145.113	143.599	-1.0	-4.5
Inputs to 813000, energy.....	05/14	IP	81300012	166.087	138.635	149.643	151.334	148.210	-2.1	-11.1
Inputs to 813000, goods less foods and energy.....	05/14	IP	81300013	133.568	134.002	135.759	136.009	137.420	1.0	11.6
Inputs to 813000, services.....	05/14	IP	8130002	152.883	153.179	156.378	158.967	157.752	-0.8	9.1
Inputs to 813000, trade services ²	05/14	IP	81300021	139.340	135.682	134.849	138.658	137.312	-1.0	7.3
Inputs to 813000, transportation and warehousing services.....	05/14	IP	81300022	128.116	127.560	133.598	133.558	133.374	-0.1	8.6
Inputs to 813000, services less trade, transportation, and warehousing.....	05/14	IP	81300023	154.245	154.669	157.715	160.461	159.180	-0.8	9.2
Inputs to 813000, maintenance and repair construction.....	05/14	IP	8130003	131.243	131.329	132.339	132.619	133.534	0.7	4.9

¹ All indexes are subject to revision for 4 months after their originally scheduled publication to incorporate late reports and corrections by survey respondents.

² Trade indexes measure changes in margins received by wholesalers and retailers.

³ PPI data for these Net Inputs to Industry Indexes are organized by Bureau of Economic Analysis (BEA) Industry code. The set of products included in an industry input index and the weights for each commodity included in the index are derived from the BEA's Input-Output Accounts Use of Commodities by Industry table in conjunction with U.S. Census Bureau revenue data. For more information, visit <https://www.bls.gov/ppi/notices/2015/updated-inputs-to-industry-producer-price-indexes.htm> online.

p Preliminary

Technical Note

Brief Explanation of Producer Price Indexes

The Producer Price Index (PPI) of the Bureau of Labor Statistics (BLS) is a family of indexes that measures the average change over time in prices received (price changes) by producers for domestically produced goods, services, and construction. PPIs measure price change from the perspective of the seller. This contrasts with other measures, such as the Consumer Price Index (CPI). CPIs measure price change from the purchaser's perspective.

More than 10,000 PPIs for individual products and groups of products are released each month. PPIs are available for the products of virtually every industry in the mining and manufacturing sectors. Over time, new PPIs have been introduced for products of industries in the services and construction sectors of the U.S. economy. As of January 2023, the PPI covered 69 percent of services as measured by 2017 Census revenue, and 17 percent of construction.

More than 64,000 price quotations per month are organized into three sets of PPIs: (1) Final demand-Intermediate demand (FD-ID) indexes, (2) commodity indexes, and (3) indexes for the net output of industries and their products. The FD-ID structure organizes products by class of buyer and degree of fabrication as well as by stage of production. The commodity structure organizes products by similarity of end use or product type. The entire output of various industries is sampled to derive price indexes for the net output of industries and their products.

Final Demand–Intermediate Demand Indexes

The PPI FD-ID structure measures price change for goods, services, and construction sold to final demand and to intermediate demand. The FD-ID system replaced the PPI stage-of-processing (SOP) system as PPI's primary aggregation model with the release of data for January 2014. The FD-ID model expands coverage beyond that of the SOP system through the addition of services, construction, exports, and government purchases.

Compared with finished goods under the SOP system, the PPI for final demand goods includes nearly a 50 percent expansion of coverage. This increase can be traced to the addition of government purchases and exports. For overall final demand, expansion to include final demand services represents an even larger increase in coverage. In December 2022, final demand goods were about 30.7 percent of overall final demand, final demand services were roughly 66.6 percent, and final demand construction was about 2.7 percent of final demand. Within intermediate demand, coverage of services for intermediate demand resulted in about a 45 percent increase in coverage of the intermediate demand portion of the economy.

FD-ID indexes are constructed from commodity-based producer output price indexes. Commodities are allocated to aggregate indexes primarily based on the type of buyer. The main source of data used to determine the type of buyer is the "Use of commodities by industries, before redefinition," table

from the Benchmark Input-Output Accounts of the U.S. In many cases, the same commodity is purchased by different types of buyers. As a result, commodities are often included in several FD-ID indexes. For example, regular gasoline is purchased for personal consumption, export, government use, and business use. The PPI program publishes only one commodity index for regular gasoline (wpu057104), reflecting sales to all types of buyers, and this index is used in all aggregations regardless of whether the gasoline is sold for personal consumption, as an export, to government, or to businesses. Proportions based on BEA "Use of Commodities" data are used to allocate the correct portion of the total weight of gasoline to each use category. In cases when buyer type is an important price determining characteristic, indexes are created based on specific buyer type. For example, within the PPI category for loan services, separate indexes for consumer loans and business loans were constructed. For more information relating to the FD-ID structure, see "A new, experimental system of indexes from the PPI program" in the February 2011 *Monthly Labor Review*.

Final Demand: The final demand portion of the FD-ID structure measures price change for commodities sold for personal consumption, capital investment, government, and export. The system is composed of six main price indexes: final demand goods; final demand trade services; final demand transportation and warehousing services; final demand services less trade, transportation, and warehousing; final demand construction; and overall final demand.

The final demand goods index measures price change for both unprocessed and processed goods sold to final demand. Fresh fruits sold to consumers and computers sold for capital investment are examples of transactions included in the final demand goods price index. The final demand trade services index measures price change for the retailing and wholesaling of merchandise sold to final demand, generally without transformation. (Trade indexes measure changes in margins received by wholesalers and retailers.) The final demand transportation and warehousing services index tracks price change for transportation of passengers, as well as, transportation of cargo sold to final demand, and also includes prices for warehousing and storage of goods sold to final demand. The final demand services less trade, transportation, and warehousing index measures price change for all services other than trade and transportation sold to final demand. Publishing, banking, lodging, and health care are examples of these services. The final demand construction index tracks price change for new construction, as well as maintenance and repair construction sold to final demand. Construction of office buildings is an example of a commodity that would be included in the final demand construction index. Lastly, the overall final demand index tracks price change for all types of commodities sold to final demand by combining the five final demand component indexes described above.

Intermediate Demand: The intermediate demand portion of the FD-ID system tracks price change for goods, services, and construction products sold to businesses as inputs to

production, excluding capital investment. The system includes two parallel treatments of intermediate demand. The first treatment organizes intermediate demand commodities by type. The second organizes intermediate demand commodities into production stages, with the explicit goal of developing a forward-flow model of production and price change.

The intermediate demand by commodity type portion of the system organizes commodities by similarity of product. The system is composed of six main price indexes: unprocessed goods for intermediate demand; processed goods for intermediate demand; intermediate demand trade services; intermediate demand transportation and warehousing services; intermediate demand services less trade, transportation, and warehousing; and intermediate demand construction.

The unprocessed goods for intermediate demand price index measures price change for goods sold to businesses as inputs to production that have undergone no fabrication. Crude petroleum sold to refineries is an example of an unprocessed good sold to intermediate demand. The processed goods for intermediate demand index tracks price change for fabricated goods sold as business inputs. Examples include car parts sold to car manufacturers and gasoline sold to trucking companies. The index for trade services for intermediate demand measures price change for the services of retailing and wholesaling goods purchased by businesses as inputs to production. The intermediate demand transportation and warehousing services index measures price change for business travel, as well as, transportation and warehousing of cargo sold to intermediate demand. The intermediate demand services less trade, transportation, and warehousing index measures price change for services other than trade, transportation, and warehousing sold as inputs to production. Legal and accounting services purchased by businesses are examples of intermediate demand services excluding trade, transportation, and warehousing. Finally, the construction for intermediate demand index measures price change for construction purchased by firms as inputs to production. The index for construction for intermediate demand tracks price change for maintenance and repair construction purchased by firms.

The production flow treatment of intermediate demand is a stage-based system of price indexes. These indexes can be used to study price transmission across stages of production and final demand. This system is constructed in a manner that maximizes forward flow of production between stages, while minimizing back-flow of production. The production flow treatment contains four main indexes: intermediate demand stage 1, intermediate demand stage 2, intermediate demand stage 3, and intermediate demand stage 4.

Indexes for the four stages were developed by first assigning each industry in the economy to one of four stages of production, where industries assigned to the fourth stage primarily produce output consumed as final demand, industries in the third stage primarily produce output consumed by stage 4 industries, industries assigned to the second stage primarily produce output consumed by stage 3 industries, and industries assigned to the first stage produce output primarily consumed by stage 2 industries. The four indexes then track prices for the net inputs consumed by industries in each of the four stages of production. The stage 4

intermediate demand index, for example, tracks price change for inputs consumed, but not produced, by industries included in the fourth stage of production. Hence, the index tracks price change in inputs to industries that primarily produce final demand commodities (stage 4 producers primarily produce commodities sold to final demand).

Examples of heavily weighted goods-producing industries in stage 4 include the manufacture of light trucks and utility vehicles, automobiles, and pharmaceuticals. Retail trade, food service and drinking places, and hospitals are examples of heavily weighted service industries included in stage 4. Stage 4 also includes all new construction industries. Examples of goods consumed by stage 4 industries include motor vehicle parts, commercial electric power, plastic construction products, biological products, and beef and veal. Engineering services, machinery and equipment wholesaling, long distance motor carrying, and legal services constitute examples of services consumed by stage 4 industries.

Examples of highly weighted goods-producing industries included in stage 3 are motor vehicle parts manufacturing, animal (except poultry) slaughtering and processing, and semiconductor manufacturing. Services industries classified in stage 3 include wholesale trade; insurance carriers; architecture, engineering, and related services; and hotels and motels. Examples of goods consumed by stage 3 industries include slaughter steers and heifers, industrial electric power, and hot rolled steel bars, plates, and structural shapes. Services commonly consumed by stage 3 industries include commissions from sales of property and casualty insurance, business loans, temporary help services, and administrative and general management consulting services.

Petroleum refineries; electricity generation, transmission, and distribution; natural gas distribution; cattle ranching and farming; and plastic materials and resin manufacturing are among the goods-based industries assigned to stage 2. Services industries that are heavily weighted in stage 2 include management of companies and enterprises; non-depository credit intermediation; insurance agencies and brokerages; and services to buildings and dwellings. Goods commonly purchased by stage 2 industries include crude oil, natural gas, formula feeds, and primary basic organic chemicals. Services that are heavily weighted in the intermediate demand stage 2 index are legal services, business loans, and cellular phone and other wireless telecommunication.

Goods producing industries in stage 1 include oil and gas extraction, paper mills, and grain farming. Real estate, legal services, and advertising services are examples of highly weighted services industries included in stage 1. Examples of goods consumed by stage 1 industries are commercial and industrial electric power and gasoline. Services commonly consumed by stage 1 industries include solid waste collection, chemicals and allied products wholesaling, and guestroom or unit rental. It should be noted that all inputs purchased by stage 1 industries are by definition produced either within stage 1 or by latter stages of processing, leaving stage 1 less useful for price transmission analysis. For additional information on industry stage assignments, see www.bls.gov/ppi/fd-id/ppi-intermediate-demand-by-production-flow-industry-stage-assignments.htm.

Comparing the PPI with CPI

Although some data users utilize the PPI as a potential indicator of the Consumer Price Index (CPI), there are many reasons why the PPI and the CPI may diverge. The scope of the personal consumption portion of the PPI includes all marketable output sold by domestic producers for households. The scope of the CPI includes goods and services provided by business or government, where explicit user charges are paid by consumers. For example, the most heavily weighted item in the CPI, owners' equivalent rent, is excluded from the PPI. The scope of the CPI includes imports. The PPI excludes imports. The CPI only includes components of personal consumption directly paid for by the consumers, while the PPI includes components of personal consumption that may not be paid for by consumers. For example, the PPI includes medical services paid for by third parties. In contrast to CPI, PPI does not completely cover services. PPIs exclude taxes, since they do not represent producer revenue. Conversely, sales and other taxes paid by consumers are part of household expenditure and are included in the CPI. Additional technical differences between PPI and CPI also exist. For more information see "Comparing new final demand producer price indexes with other Government price indexes," *Monthly Labor Review*, January 2014, at www.bls.gov/opub/mlr/.

Commodity Indexes

The commodity classification of the PPI organizes goods, services, and construction by similarity of product or end use, disregarding industry of origin. With the release of data for July 2009, PPI expanded its commodity structure to include indexes for services and construction products. Prior to this date, the PPI commodity structure only included products from goods producing sectors. Table 9 of the *PPI Detailed Report* includes data for commodity indexes, organized in a hierarchal structure, including major groupings, subgroups, product classes, sub-product classes, and individual items.

Industry Net-Output Price Indexes

PPIs for the net output of industries and their products are grouped according to the North American Industry Classification System (NAICS). Prior to the release of January 2004, industry-based PPIs were published according to the Standard Industrial Classification (SIC) system. Industry price indexes are compatible with other economic time series organized by industry, such as data on employment, wages, and productivity. Table 11 of the *PPI Detailed Report* includes data for NAICS industries and industry groups (3-, 4-, 5-, and 6-digit codes), Census product classes (7- and 8-digit codes), products (9-digit codes), more detailed sub-products (11-digit codes), and, for some industries, indexes for other sources of revenue.

Indexes may represent one of three kinds of product categories. Every industry has primary product indexes that show changes in prices received by establishments classified in the industry for products made primarily, but not necessarily exclusively, by that industry. The industry classification of an establishment is determined by which products make up a plurality of its total shipment value. In

addition, most industries have secondary product indexes that show changes in prices received by establishments for products chiefly made in some other industry. Some industries have miscellaneous receipts indexes that track price changes for other sources of revenue received by establishments within the industry that are not derived from sales of their products; for example, resales of purchased materials, or revenues from parking lots owned by a manufacturing plant.

Data Collection

PPIs are constructed using selling prices reported by establishments of all sizes, selected by probability sampling, with the probability of selection proportionate to size. Individual items and transaction terms also are chosen by probability proportionate to size. BLS strongly encourages cooperating companies to supply actual transaction prices at the time of shipment to minimize the use of list prices. Prices submitted by survey respondents are effective on the Tuesday of the week containing the 13th day of the month. The survey is conducted online via the BLS Internet Data Collection Facility (IDCF). Data provided by survey respondents are supplemented with data from other sources for some areas.

Price data are provided by survey respondents on a voluntary and confidential basis; only sworn BLS employees are allowed access to individual company price reports. BLS publishes price indexes, not actual prices. All PPIs are subject to monthly revisions up to 4 months after original publication to reflect the availability of late reports and corrections by respondents.

BLS periodically updates the PPI sample of survey respondents to better reflect current conditions when the structure, membership, technology, or product mix of an industry shifts significantly and to spread reporting burden among smaller firms. Information on these resampling efforts are noted in the *PPI News Release* and *PPI Detailed Report* in the months they occur.

As part of an ongoing effort to expand coverage to sectors of the economy other than mining and manufacturing, an increasing number of service and construction sector industries have been introduced into the PPI. The following list of industries introduced since the mid-1990s includes the month and year in which an article describing the industry's content appeared in the *PPI Detailed Report*.

Service and construction sector industries introduced into the Producer Price Index, by SIC or NAICS code at their date of introduction and the *PPI Detailed Report* issue that announces their introduction

Title	Code	<i>PPI Detailed Report</i> Issue
	SIC	
Wireless telecommunications	4812	July 1999
Telephone communications, except radio telephone	4813	July 1995
Television broadcasting	4833	July 2002
Grocery stores	5411	July 2000
Meat and fish (seafood) markets	5421	July 2000
Fruit and vegetable markets	5431	July 2000
Candy, nut, and confectionery stores ...	5441	July 2000

Title	Code	PPI Detailed Report Issue
SIC		
Retail bakeries	5461	July 2000
Miscellaneous food stores	5499	July 2000
New car dealers	5511	July 2000
Gasoline service stations	5541	January 2002
Boat dealers	5551	January 2002
Recreational vehicle dealers	5561	January 2002
Miscellaneous retail	59	January 2001
Security brokers, dealers, and investment bankers	6211	January 2001
Investment advice	6282	January 2003
Life insurance carriers	6311	January 1999
Property and casualty insurance	6331	July 1998
Insurance agencies and brokerages	6412	January 2003
Operators and lessors of nonresidential buildings	6512	January 1996
Real estate agents and managers	6531	January 1996
Prepackaged software	7372	January 1998
Data processing services	7374	January 2002
Home health care services	8082	January 1997
Legal services	8111	January 1997
Engineering design, analysis, and consulting services	8711	January 1997
Architectural design, analysis, and consulting services	8712	January 1997
Premiums for property and casualty insurance	9331	July 1998
NAICS		
New Industrial building construction	236211	January 2008
New warehouse building construction ..	236221	July 2005
New school construction	236222	July 2006
New office construction	236223	January 2007
New health care building construction...	236224	January 2013
Concrete contractors, nonresidential building work	23811X	July 2008
Roofing contractors, nonresidential building work	23816X	July 2008
Electrical contractors, nonresidential building work	23821X	July 2008
Plumbing / HVAC contractors, nonresidential building work	23822X	July 2008
Merchant wholesalers, durable goods ..	423	July 2005
Merchant wholesalers, nondurable goods	424	July 2005
Electronics and appliance stores	443	January 2004
Building material and garden equipment and supplies dealers.....	444	January 2004
Sporting goods, hobby, book, and music stores	451	January 2004
General merchandise stores	452	January 2004
Miscellaneous store retailers	453	January 2004
Pipeline transportation of natural gas....	486210	June 2022
Internet service providers	518111	July 2005
Internet publishing and web search portals	519130	January 2010
Commercial banking	522110	January 2005
Savings institutions	522120	January 2005
Direct health and medical insurance carriers	524114	July 2004

Title	Code	PPI Detailed Report Issue
NAICS		
Construction, mining, and forestry machinery and equipment rental and leasing	532412	January 2005
Management consulting services	541610	January 2007
Security guards and patrol services	561612	July 2005
Offices of dentists	621210	January 2011
Blood and organ banks	621991	January 2007
Amusement and theme parks	713110	July 2006
Golf courses and country clubs	713910	July 2006
Fitness and recreational sports centers ..	713940	July 2005
Commercial machinery repair and maintenance.....	811310	July 2007

Weights

Weights for most commodity groupings of the PPI, as well as, weights for commodity-based aggregate indexes calculated from commodity groupings, such as FD-ID indexes, currently reflect 2017 values of shipments as reported in the *Census of Manufactures* and other sources. From January 2018 to December 2022, PPI weights were derived from 2012 shipment values. Industry indexes now are calculated under the 2022 NAICS structure utilizing 2017 value of shipment weights and 2012 net output ratios. The periodic update of the value weights used to calculate the PPI is done to more accurately reflect changes in production and marketing patterns in the economy.

Net output values of shipments are used as weights for industry indexes. Net output values refer to the value of shipments from establishments within the industry to buyers outside the industry. However, weights for commodity indexes are based on gross shipment values, including values of shipments between establishments within the same industry. As a result, broad commodity grouping indexes, such as the PPI for All Commodities (which is composed of major commodity groupings 01 through 15), are affected by the multiple counting of price change at successive stages of processing, which can lead to exaggerated or misleading signals about inflation. The intermediate demand by commodity type FD-ID indexes partially correct for this defect, but industry indexes, final demand FD-ID indexes, and intermediate demand by production flow FD-ID indexes consistently correct for this at all levels of aggregation. Therefore, industry and FD-ID indexes are more appropriate than broad commodity groupings for analysis of general price trends.

Price Index Reference Base

Effective with publication of January 1988 data, many important PPI series (including most commodity groups and individual items) were placed on a new reference base, 1982 = 100. From 1971 through 1987, the standard reference base for most PPI series was 1967 = 100. Except for rounding differences, the shift to the new reference base did not alter any previously published percent changes for affected PPI series. (See "Calculating Index Changes," below.) The 1982

reference base is not used for commodity indexes with a base later than December 1981 or for industry net output indexes and their products. The FD-ID indexes typically have a reference base of November 2009 = 100.

For further information on the underlying concepts and methodology of the Producer Price Index, see chapter 14, “Producer Prices,” in the *BLS Handbook of Methods*. This chapter can be downloaded from the BLS Web site at www.bls.gov/opub/hom/homch14.htm.

Calculating Index Changes

Each PPI measures price changes from a reference period that equals 100.0. An increase of 5.5 percent from the reference period in the Final Demand Goods Price Index, for example, is shown as 105.5. This change also can be expressed in dollars, as follows: prices received by domestic producers of a sample of final demand goods have risen from \$100 in November 2009 to \$105.50. Likewise, a current index of 90.0 would indicate that prices received by producers of final demand goods are 10 percent lower than they were in November 2009.

Movements of price indexes from one month to another are usually expressed as percent changes, rather than as changes in index points. Index point changes are affected by the level of the index in relation to its base period, whereas percent changes are not. The following example shows the computation of index point and percent changes.

Index point change

Final Demand Goods Price Index	107.5
Less previous index	104.0
Equals index point change	3.5

Index percent change

Index point change	3.5
Divided by the previous index	104.0
Equals	0.034
Result multiplied by 100	0.034 x 100
Equals percent change	3.4

Seasonally Adjusted and Unadjusted Data

Because price data are used for different purposes by different groups, BLS publishes seasonally adjusted and unadjusted changes each month. Seasonally adjusted data are preferred for analyzing general price trends in the economy because these data eliminate the effect of changes that normally occur at about the same time, and in about the same magnitude, every year—such as price movements resulting from normal weather patterns, regular production and marketing cycles, model changeovers, seasonal discounts, and holidays. For these reasons, seasonally adjusted data more clearly reveal underlying trends. Unadjusted data are of primary interest to users who need information that can be related to actual dollar values of transactions. Individuals requiring this information include marketing specialists, purchasing agents, budget and cost analysts, contract specialists, and commodity traders. It is the unadjusted data

that are generally cited when escalating long-term contracts such as purchasing agreements or real estate leases. For more information, see *Price Adjustment Guide for Contracting Parties*, on the Web at: www.bls.gov/ppi/publications/price-adjustment-guide-for-contracting-parties.htm.

Seasonal adjustment is accomplished using X-13 ARIMA, a software package published by the U.S. Census Bureau. Each year, the seasonal status of most commodity indexes is reevaluated to reflect more recent price behavior. Industry net output indexes are not seasonally adjusted. For time series that exhibit seasonal pricing patterns, new seasonal factors are estimated and applied to the unadjusted data from the prior 5 years. Updated seasonally adjusted indexes replace the most recent 5 years of seasonal data.

Seasonal factors may be applied to series using either a direct or an aggregative method. Generally, commodity indexes are seasonally adjusted using direct seasonal adjustment, which produces a more complete elimination of seasonal movements than does the aggregative method. However, the direct seasonal adjustment process may not yield figures that possess additive consistency. Thus, a seasonally adjusted index for a broad category that is directly adjusted may not be logically consistent with all seasonally adjusted indexes for its components. Seasonal movements for FD-ID indexes are derived indirectly through an aggregative method that combines movements of a wide variety of subproduct class (six-digit) series.

Seasonally adjusted indexes can become problematic when previously stable and predictable price patterns abruptly change. If the new pattern persists, the seasonal adjustment method will eventually reflect it; if the pattern keeps shifting, however, seasonally adjusted data will become chronically troublesome. This problem occurs relatively infrequently for farm and food-related products, but has more often affected manufactured products such as automobiles and steel.

Since January 1988, the PPI has used Intervention Analysis Seasonal Adjustment methods to enhance the calculation of seasonal factors. With this technique, outlier values that may distort the seasonal pattern are removed from the data prior to applying the standard seasonal factor estimation procedure. For example, a possible economic cause for large price movements for petroleum-based products might have been the COVID-19 pandemic. In this case, intervention techniques allowed for better estimates of seasonally adjusted data. On the whole, very few series have required intervention. Out of over 400 seasonally adjusted commodity series, 69 were subject to intervention in 2023.

For more information relating to seasonal adjustment methods, see “PPI and CPI Seasonal Adjustment: an Update” in the July 2010 *Monthly Labor Review*, and “PPI and CPI Seasonal Adjustment During the COVID-19 Pandemic” in the May 2022 *Monthly Labor Review*.

Producer Price Index Data on the Internet

In 1995, the BLS began posting PPI series, news releases, and technical information to the internet. There were more than 13 million instances of PPI data being downloaded from the BLS website during 2022.

Retrieving PPI data from the PPI Web site

PPI data can be obtained online (www.bls.gov/ppi). On this page, under the tab labeled “Featured PPI databases” links provide the following methods of data retrieval:

- **Top Picks** is a form-based application for both Industry Data and Commodity Data that allows the user to quickly obtain PPI time series data by selecting the high-level aggregate and other commonly requested time series, including the All Commodities Index and the FD-ID indexes (for example, Final Demand). Within each list, any one—or all—of the time series shown can be selected. A user can modify the date range and output options after executing the query, using the reformat button above the data output table.
- **One-Screen Data Search and Multi-Screen Data Search** are form-based query applications for both Industry Data and Commodity Data designed for users unfamiliar with the PPI coding structure. These applications guide a user through the PPI classification by listing index titles and do not require knowledge of commodity or industry codes. Data retrieved are based on a query formulated by selecting data characteristics from lists provided. Two options are available to create customized tables, depending on a user’s browser capability. The one-screen option is a JavaScript application that uses a single screen to guide a user through the available time series data. The second option is a multiple-screen, non-Java-based application. Both methods allow a user to browse the PPI coding structure and select multiple series. Users can modify the date range and output options after executing the query using the reformat button above the data output table.
- **Series Report** is a form-based application that allows users to input multiple, formatted PPI time series identifiers (commodity or industry codes) as inputs in extracting data according to a specified set of date ranges and output options. This application provides the most efficient path for users who are familiar with the format of PPI time series identifiers. There are five alphabetic prefixes used to create unique PPI time series identifiers: WP, WD, PC, PD, and ND. Each provides the user access to a different PPI database. Adding either a “u” (not seasonally adjusted) or an “s” (seasonally adjusted) to the end of these prefixes further specifies the type of data needed.

EXAMPLES

For commodity and FD-ID indexes, series identifiers combine a “wpu” prefix (not seasonally adjusted) or a “wps” prefix (seasonally adjusted) with a commodity code.

<u>Commodity code</u>	<u>Provides data for:</u>
wps141101	Passenger cars, seasonally adjusted
wpu141101	Passenger cars, not seasonally adjusted
wpufd4	Final demand, not seasonally adjusted
wpsid63	Services for intermediate demand, seasonally adjusted

For discontinued commodity indexes, series identifiers combine a “wdu” prefix (not seasonally adjusted) or a “wds” prefix (seasonally adjusted) with a commodity code.

<u>Commodity code</u>	<u>Provides data for:</u>
wds019	Other farm products, seasonally adjusted
wdu0635	Preparations, ethical (prescription), not seasonally adjusted
wdusi138011	Stainless steel mill products, not seasonally adjusted

Current price indexes grouped by industry according to NAICS have series identifiers that begin with the prefix “pcu.” After the prefix, there are 12 digits (the 6-digit industry code is listed twice) followed by up to 7 alphanumeric characters identifying product detail. Dashes are used as placeholders for higher-level industry group codes.

<u>Industry-product code, current NAICS series</u>	<u>Provides data for:</u>
pcu325---325---	Chemical manufacturing
pcu336110336110	Automobile and light duty motor vehicle manufacturing
pcu621111621111411	Offices of physicians, one- and two-physician practices and single-specialty group practices, general/family practice

Discontinued industry-product codes based on SIC combine a “pdu” prefix and “#” between the fourth and fifth characters of the product code. Series identifiers for the discontinued dataset use underscores as placeholders to complete a reference to an SIC industry group code of fewer than four digits. (All PPI industry-based indexes organized by SIC were discontinued with the introduction of NAICS in 2004.)

<u>Industry-product code, discontinued SIC series</u>	<u>Provides data for:</u>
pdu28_#	Chemicals and allied products
pdu331_#	Blast furnaces, steel works, and rolling and finishing mills
pdu3711#111	Passenger cars

Price indexes for discontinued series grouped by industry according to NAICS have identifiers that begin with the prefix “ndu”. After the prefix, there are 12 numeric digits (the 6-digit industry code is listed twice), and up to 7 additional alphanumeric characters that identify product detail. Dashes are used as placeholders for higher-level group codes.

*Industry-product code,
discontinued NAICS series*
ndu212231212231
ndu2122312122312
ndu212231212231214

Provides data for
Lead and zinc ore mining
Lead, zinc concentrates
Lead concentrates

- **Text Files** are best suited for users requiring access to either a large volume of time series data or other PPI-related documentation, such as seasonal factor tables and relative importance tables. The text files can be accessed at download.bls.gov/ or directly from links on the “PPI Databases” page or the PPI homepage. Data and documentation available for download include the following:

Industry Data	<u>Directory:</u> /pub/time.series/pc
Industry Data - Discontinued (NAICS basis)	/pub/time.series/nd
(SIC basis)	/pub/time.series/pd
Commodity Data (incl. FD-ID)	/pub/time.series/wp
Commodity Data – Discontinued	/pub/time.series/wd
Special requests	/pub/special.requests/ppi

Additional information

The PPI homepage (www.bls.gov/ppi) contains additional information regarding PPI data and methodology. The “PPI Publications” section of the homepage provides PPI news releases, both current and archived, as well as general PPI information. The “PPI Tables” section provides relative importance and seasonal factor tables. The remaining sections offer special notices and publications pertaining to PPI methodology and applications.

For questions or comments regarding PPI data classification, methodology, or data availability on the Internet, call or e-mail the Section of Index Analysis and Public Information at (202) 691-7705 or ppi-info@bls.gov. If you are deaf, hard of hearing, or have a speech disability, please dial 7-1-1 to access telecommunications relay services.