

# Sneak Peek: CE Now and in the Future

**Scott Curtin**

Chief, Branch of Information & Analysis  
Division of Consumer Expenditure Surveys

CE Microdata Users' Workshop

July 20, 2023



# Where are we headed and what have we done lately?

## Outline

- What's new?
- What's coming?
- What's on the horizon?



# What's new?

## Consumer Expenditure Surveys

Search Consumer Expenditures

[CE Home](#)

[CE Publications](#)

[CE Data](#)

[CE Methods](#)

[About CE](#)

[Contact CE](#)

The **Consumer Expenditure Surveys (CE)** program provides data on expenditures, income, and demographic characteristics of consumers in the United States. The CE program provides these data in [tables](#), [LABSTAT database](#), [news releases](#), [reports](#), and [public use microdata files](#).

CE data are collected by the Census Bureau for BLS in two surveys: the Interview Survey for major and/or recurring items and the Diary Survey for more minor or frequently purchased items. CE data are primarily used to revise the relative importance of goods and services in the market basket of the Consumer Price Index. The CE is the only Federal household survey to provide information on the complete range of consumers' expenditures and incomes. Here is an [overview of the CE program and its methods](#).

To be notified when new datasets become available, sign up for [CE updates](#). The menu will prompt you to select Consumer Expenditures. If you have comments or questions about this page and its contents, [contact us](#).

### NOTICES

- » Registration is open for the CE Public Use Microdata Workshop (July 18–20, 2023) [Read More »](#)
- » Beyond the Numbers: Four personal tax liabilities trends that have emerged from recent tax legislation (5/30/2023) [Read More »](#)
- » The 2022 midyear public use microdata and Data Quality Profile are now available. (5/04/2023) [Read More »](#)

### MOST REQUESTED TABLES

- [Demographic tables](#)
- [Geographic tables](#)

[read more »](#)

### NEWS RELEASES

**Consumer unit expenditures in 2021 were \$66,928; a 9.1% increase from 2020**

09/08/2022

Average expenditures for all consumer units in 2021 were \$66,928, a 9.1-percent increase from 2020, and average income before taxes increased 3.7 percent.

[HTML](#) | [PDF](#) | [RSS](#)

### NEXT RELEASE

The Consumer Expenditures release is scheduled to be released on Friday, September 8, 2023, at 10:00 a.m. Eastern Time.

[read more »](#)

### PUBLICATIONS

#### BEYOND THE NUMBERS



**Four personal tax liabilities trends that have emerged from recent tax legislation**

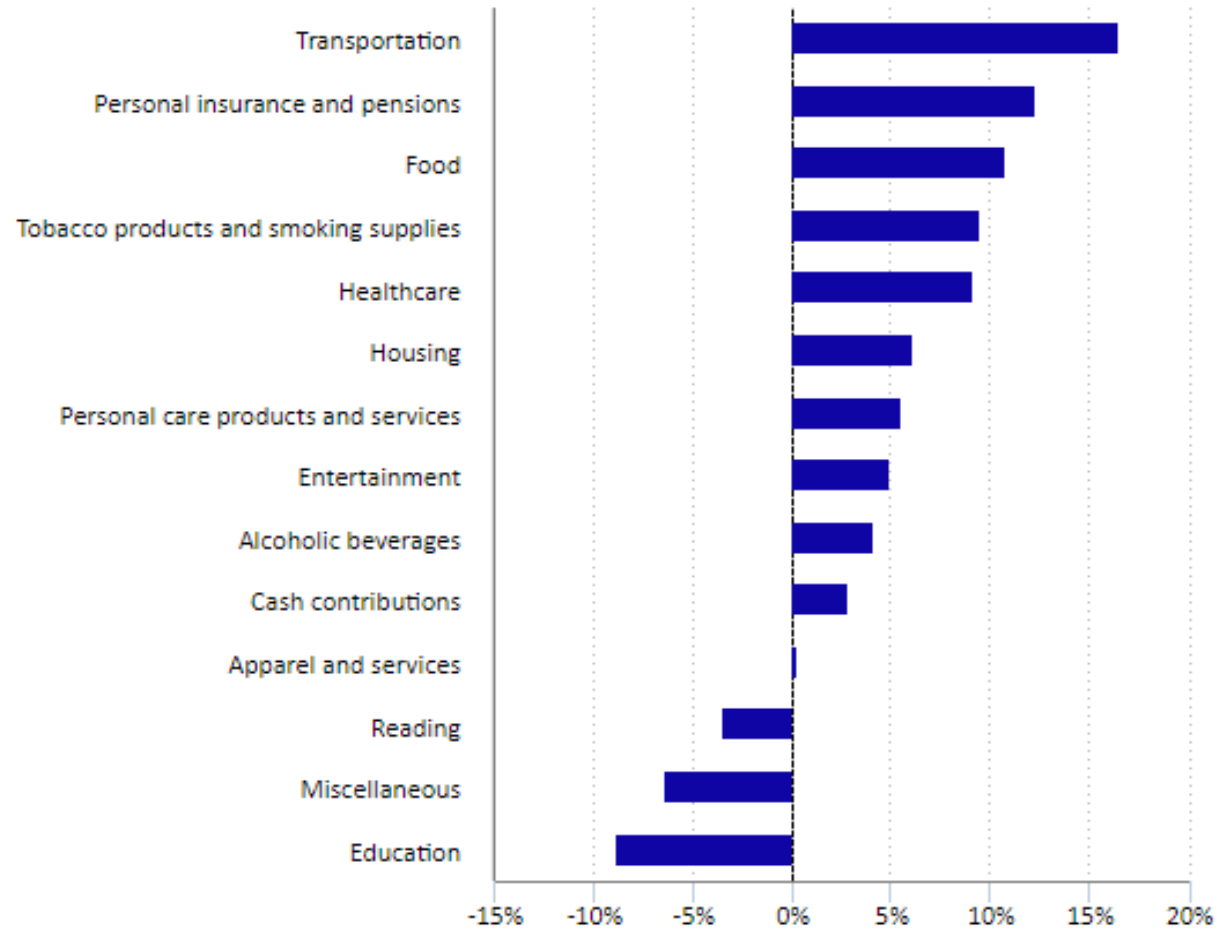
Have recent tax benefits meant more money in your bank account? In 2017, Congress passed the Tax Cuts and Jobs

Act (TCJA), and, in 2020, Congress passed the COVID-19 pandemic relief acts, directly affecting the personal tax liabilities of many Americans. [read more »](#)

# What's new?

- Mid-year PUMD:
  - ▶ Interview Survey:
    - Quarters 1,2 and 3 of 2022 are available.
  - ▶ Diary Survey:
    - Quarters 1 and 2 of 2022 are available.
- Provides a sneak peek of consumer spending for the year.

## Percent change in consumer expenditures, April–June 2021 to April–June 2022








# What's new?

- State weights for 2021, released May 2023:
  - ▶ Research Product introduced in 2016.
  - ▶ 2021 Weights are available for CA,FL,NY, and TX:
    - NJ no longer available starting in 2021.
  - ▶ Annual means utilizing 2020 and 2021 data are available on the tables page.



# What's new?

## Spending & Time Use

Database Name	Special Notice	Top Picks	Data Finder	One Screen	Multi-Screen	Tables	Text Files
Spending							
Consumer Expenditure Survey (CE)							




### Databases, Tables & Calculators by Subject

Change Output Options: From: 2011 To: 2021  include graphs [More Formatting Options](#) →

Data extracted on: June 14, 2023 (10:25:09 AM)

#### Consumer Expenditure Survey

**Series Id:** CXUNEWCARSLB0605M  
**Category:** Expenditures  
**Subcategory:** Transportation  
**Item:** Vehicle purchases: Cars and trucks, new  
**Demographics:** Composition of consumer unit  
**Characteristics:** Married couple w/ children, oldest child under 6

Download:  [xlsx](#)

Year	Period	Estimate Value	Standard Error
2011	Annual	1830	471.10
2012	Annual	2322	522.48
2013	Annual	2129	534.62
2014	Annual	2062	558.35
2015	Annual	3775	954.86
2016	Annual	1548	527.39
2017	Annual	3302	1035.71
2018	Annual	4514	999.08
2019	Annual	2130	692.14
2020	Annual	2044	1133.48
2021	Annual	2579	824.34

Database Link:

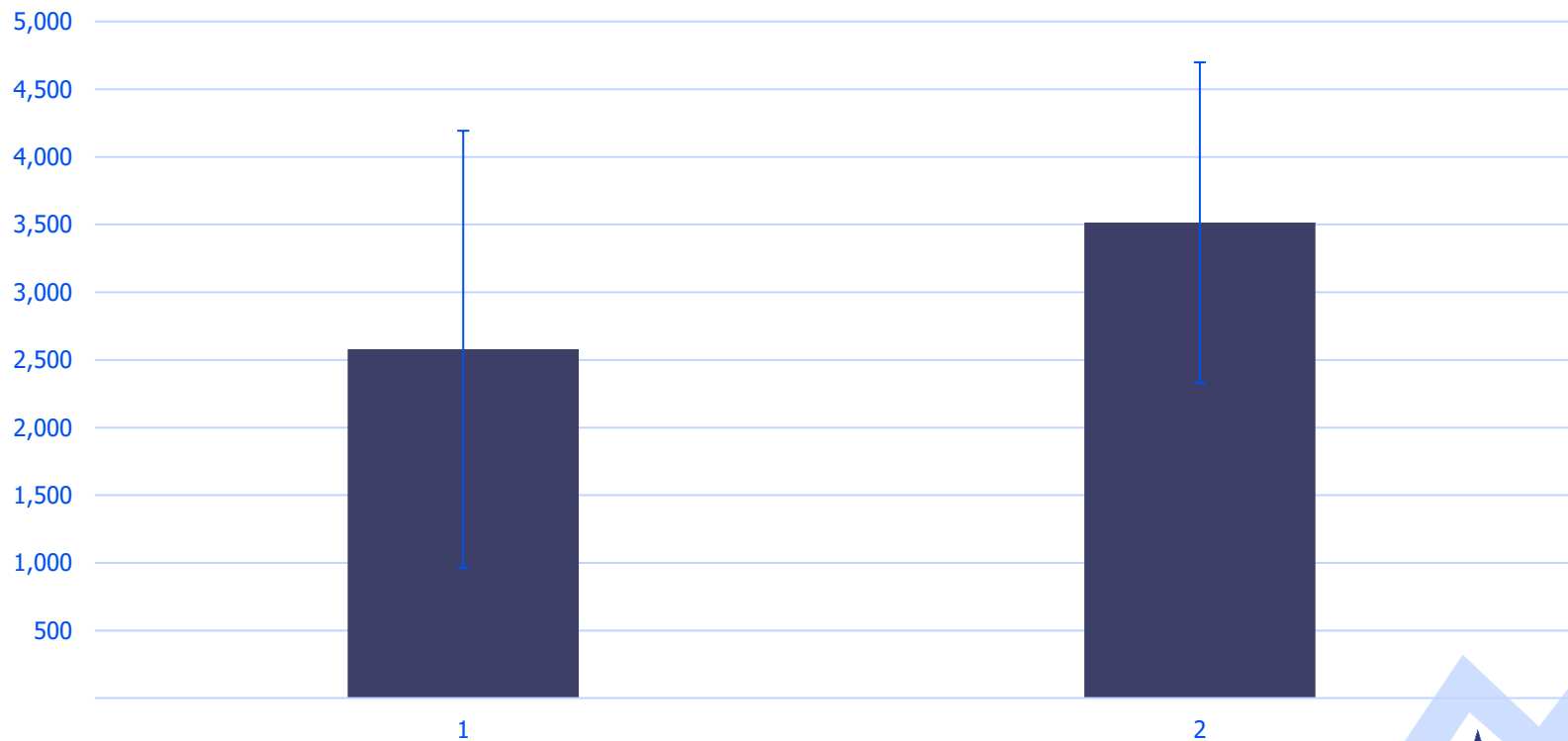
<https://www.bls.gov/data/home.htm#spending>



# What's new?

- Variance estimates stored on database.

Composition of consumer unit: Annual expenditure means, cars and trucks, new Consumer Expenditure Surveys, 2021





# What's coming?

- 2022 annual data release, Friday September 8<sup>th</sup>:
  - ▶ 2022 tables product.
  - ▶ Second half of 2022 public use microdata.
- Further LABSTAT expansion:
  - ▶ Aggregates, Relative Shares.
  - ▶ Detailed expenditures:
    - Will be subject to suppression.
  - ▶ Medians? Reporters only?



# What's coming?

## ■ 2023 questionnaire changes:

### ▶ Education:

- Combined education, school meals.
- Adult day care and convalescent care at home from medical expenses.
- Babysitting and childcare items from miscellaneous expenses. Some education expenses were moved out.

### ▶ Transportation:

- Combined the questions on vehicle operating expenses and questions on taxis and public transportation from the earlier expense patterns section.

### ▶ Questionnaires are published online:

- <https://www.bls.gov/cex/csxsurveyforms.htm>.
- The program is working on developing a document to house annual changes from year to year.

# What's on the horizon?

- 2024 questionnaire changes:
  - ▶ General housing characteristics.
  - ▶ Rental/Owned property.
  - ▶ Utilities.
  - ▶ Home improvement, repairs, and household services.
  - ▶ Medical expenses.
  - ▶ Vehicles.
  - ▶ Trips.
  - ▶ And more!

# What's on the horizon?

- Continue to work towards 508 compliancy on the website:
  - ▶ Developing table output in HTML.
  - ▶ More charts and visuals on homepage.



# What's on the horizon?

## ■ Asset and Liability Imputation:

- ▶ Implement imputation process for Asset and Liability (A&L) data collected in the Consumer Expenditure Surveys (CE).

- ▶ Based on WESTAT recommendation:

- [https://www.bls.gov/cex/research\\_papers/pdf/Feasibility-of-Imputing-Assets-and-Liabilities-Account-Values-in-the-Consumer-Expenditure-Surveys.pdf](https://www.bls.gov/cex/research_papers/pdf/Feasibility-of-Imputing-Assets-and-Liabilities-Account-Values-in-the-Consumer-Expenditure-Surveys.pdf)

# Contact information

**Scott Curtin**

Chief, Branch of Information & Analysis  
Division of Consumer Expenditure Surveys

CE Microdata Users' Workshop  
July 20, 2023

