

PPI Detailed Report

Data for December 2021



U.S. Department of Labor

U.S. Bureau of Labor Statistics



**Mining • Manufacturing • Services
Agriculture • Utilities • Construction**

PPI Detailed Report

Data for December 2021

Editors

Joseph Kowal
Serah Hyde
Gabriel Vera
Timothy Schermerhorn

Vol. 25, No. 12

Contents

	<i>Page</i>
Producer Price Indexes, December 2021	1
Recalculated Seasonal Adjustment Factors and Relative Importance Figures to be Available on February 11, 2022	6
Coronavirus (COVID-19) Impact on December 2021 Producer Price Index Data	7
Charts	
Final demand	8
Processed goods for intermediate demand	9
Unprocessed goods for intermediate demand	10
Services for intermediate demand	11
Tables	
Producer Price Indexes	
1. Final demand – intermediate demand weights and percent changes, seasonally adjusted	12
2. Selected commodity groupings percent changes by final demand – intermediate demand category	18
3. Final demand – intermediate demand indexes, seasonally adjusted	28
4. Final demand – intermediate demand weights and percent changes, not seasonally adjusted	34
5. Final demand – intermediate demand indexes, not seasonally adjusted	40
6. Selected commodity and service groupings percent changes, not seasonally adjusted	46
7. Commodity and service groupings and individual items, percent changes, not seasonally adjusted	48
8. Commodity and service groupings and individual items, indexes and percent changes, seasonally adjusted	109
9. Commodity and service groupings and individual items indexes, not seasonally adjusted	133
10. Net output of selected industries and industry groups, indexes and percent changes.....	191
11. Net output of selected industries and their products indexes	193
12. Net output of selected industries and their products, percent changes	265
13. Special commodity groupings	341
14. Net inputs to industries, excluding capital investment, labor, and imports	343
Technical note	348

Producer Price Index Release Dates

The following is the schedule of release dates for Producer Price Index data for 2022. News releases are issued at 8:30 a.m. eastern time on each release date.

Reference Month	Release Date
December 2021	Jan. 13, 2022
January 2022	Feb. 15, 2022
February 2022	Mar. 15, 2022
March 2022	Apr. 13, 2022
April 2022	May 12, 2022
May 2022	Jun. 14, 2022
June 2022	Jul. 14, 2022
July 2022	Aug. 11, 2022
August 2022	Sep. 14, 2022
September 2022	Oct. 12, 2022
October 2022	Nov. 15, 2022
November 2022	Dec. 9, 2022

Producer Price Indexes – December 2021

The Producer Price Index for final demand increased 0.2 percent in December, seasonally adjusted. This rise followed advances of 1.0 percent in November and 0.6 percent in October. (See table A.) On an unadjusted basis, final demand prices moved up 9.7 percent in 2021, the largest calendar-year increase since data were first calculated in 2010.

In December, the advance in the final demand index can be traced to a 0.5-percent increase in prices for final demand services. Conversely, the index for final demand goods decreased 0.4 percent.

Prices for final demand less foods, energy, and trade services rose 0.4 percent in December following a 0.8-percent increase in November. In 2021, the index for final demand less foods, energy, and trade services moved up 6.9 percent, following a 1.3-percent advance in 2020.

Final Demand

Final demand services: Prices for final demand services rose 0.5 percent in December following a 0.9-percent increase in November. Over half of the broad-based advance in December is attributable to margins for final demand trade services, which moved up 0.8 percent. (Trade indexes measure changes in margins received by wholesalers and retailers.) Prices for final demand services less trade, transportation, and warehousing and for final demand transportation and warehousing services rose 0.2 percent and 1.7 percent, respectively.

Product detail: Over a quarter of the December increase in the index for final demand services can be attributed to margins for fuels and lubricants retailing, which rose 13.0 percent. The indexes for airline passenger services, food retailing, machinery and vehicle wholesaling, machinery and equipment parts and supplies wholesaling, and traveler accommodation services also moved higher. In contrast, margins for automobile and automobile parts retailing decreased 2.7 percent. The indexes for deposit services (partial) and for health, beauty, and optical goods retailing also declined. (See table 2.)

Final demand goods: The index for final demand goods moved down 0.4 percent in December, the first decrease since falling 2.8 percent in April 2020. Leading the December decline, prices for final demand energy dropped 3.3 percent. The index for final demand foods fell 0.6 percent. Conversely, prices for final demand goods less foods and energy advanced 0.5 percent.

Product detail: A major factor in the December decrease in prices for final demand goods was the index for gasoline, which moved down 6.1 percent. Prices for meats, gas fuels, fresh and

dry vegetables, diesel fuel, and primary basic organic chemicals also declined. In contrast, the index for ethanol increased 6.4 percent. Prices for residential electric power and for chicken eggs also moved higher.

Intermediate Demand by Commodity Type

Within intermediate demand in December, prices for processed goods moved down 0.3 percent, the index for unprocessed goods dropped 5.6 percent, and prices for services advanced 0.8 percent. (See tables B and C.)

Processed goods for intermediate demand: The index for processed goods for intermediate demand fell 0.3 percent in December, the first decline since moving down 3.5 percent in April 2020. Leading the December decrease in prices for processed goods for intermediate demand, the index for processed energy goods dropped 4.1 percent. Prices for processed foods and feeds moved down 0.5 percent. Conversely, the index for processed materials less foods and energy rose 0.7 percent. In 2021, prices for processed goods for intermediate demand surged 24.4 percent, the largest calendar-year increase since jumping 28.9 percent in 1974.

Product detail: A major factor in the December decline in prices for processed goods for intermediate demand was the index for diesel fuel, which dropped 5.9 percent. Prices for utility natural gas, gasoline, primary basic organic chemicals, liquefied petroleum gas, and meats also moved down. In contrast, the index for softwood lumber rose 24.4 percent. Prices for ethanol and for dairy products also increased.

Unprocessed goods for intermediate demand: Prices for unprocessed goods for intermediate demand fell 5.6 percent in December, the first decline after eight consecutive increases. Leading the decrease in the index for unprocessed goods for intermediate demand, prices for unprocessed energy materials dropped 13.1 percent. The index for unprocessed nonfood materials less energy declined 2.0 percent. Conversely, prices for unprocessed foodstuffs and feedstuffs rose 2.8 percent. In 2021, the index for unprocessed goods for intermediate demand surged 38.0 percent, the largest calendar-year increase since data were first calculated in 1948.

Product detail: Sixty percent of the December decrease in prices for unprocessed goods for intermediate demand can be traced to the index for crude petroleum, which fell 16.4 percent. The indexes for natural gas, nonferrous metals, raw milk, carbon steel scrap, and fresh fruits and melons also moved down. In contrast, prices for slaughter poultry rose 17.7 percent. The indexes for grains and for phosphates also increased.

Chart 1. One-month percent changes in selected PPI final demand price indexes, seasonally adjusted

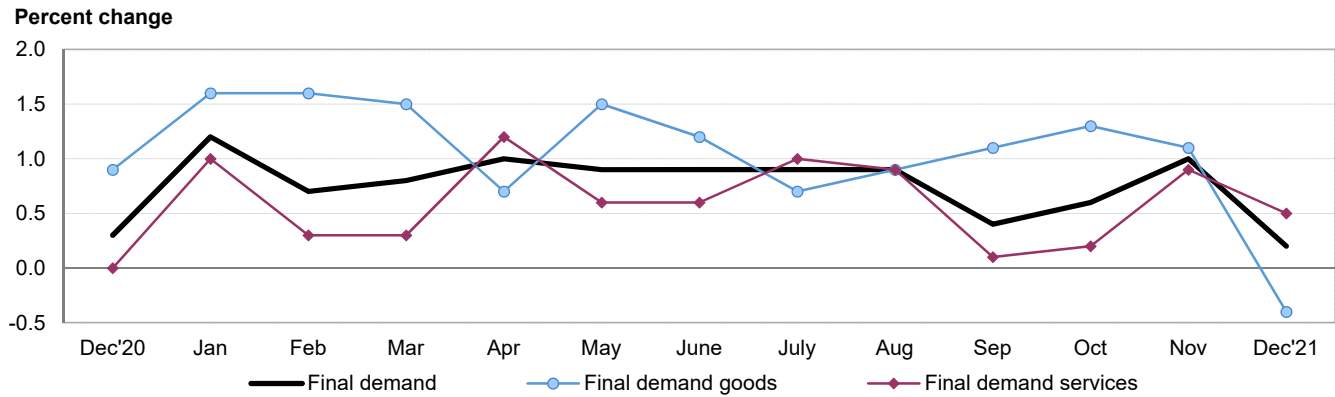


Chart 2. Twelve-month percent changes in selected PPI final demand price indexes, not seasonally adjusted

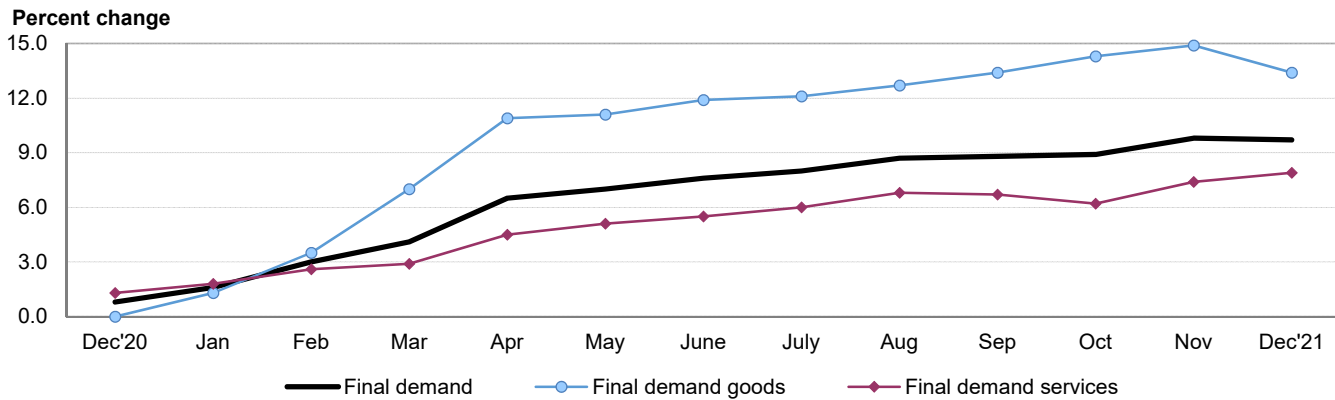


Table A. Monthly and 12-month percent changes in selected final demand price indexes, seasonally adjusted

Month	Total final demand	Final demand less foods, energy, and trade	Final demand goods				Final demand services				Change in final demand from 12 months ago (unadj.)	Change in final demand less foods, energy, and trade from 12 mo. ago (unadj.)	
			Total	Foods	Energy	Less foods and energy	Total	Trade	Transportation and warehousing	Other			
2020													
Dec....	0.3	0.4	0.9	-1.4	4.9	0.5	0.0	-0.7	-0.2	0.4	0.8	1.3	
2021													
Jan...	1.2	1.0	1.6	1.6	5.1	0.8	1.0	0.8	0.7	1.2	1.6	1.9	
Feb...	0.7	0.4	1.6	1.4	6.2	0.5	0.3	0.2	0.8	0.2	3.0	2.3	
Mar...	0.8	0.6	1.5	0.6	5.0	0.8	0.3	0.2	1.4	0.4	4.1	3.1	
Apr....	1.0	0.8	0.7	1.8	-1.2	1.0	1.2	2.3	3.6	0.4	6.5	4.8	
May. ...	0.9	0.5	1.5	2.7	1.2	1.1	0.6	1.7	0.2	0.2	7.0	5.3	
June...	0.9	0.6	1.2	0.8	2.9	1.0	0.6	0.9	1.6	0.3	7.6	5.6	
July....	0.9	0.8	0.7	-1.3	2.4	0.8	1.0	1.7	2.5	0.5	8.0	6.0	
Aug. ¹ ..	0.9	0.4	0.9	2.3	0.6	0.6	0.9	2.2	0.9	0.2	8.7	6.2	
Sept. ¹ ..	0.4	0.3	1.1	2.1	2.1	0.5	0.1	0.1	-1.2	0.3	8.8	6.0	
Oct. ¹ ..	0.6	0.3	1.3	-0.3	5.5	0.6	0.2	0.7	0.9	-0.2	8.9	6.2	
Nov. ¹ ..	1.0	0.8	1.1	1.3	2.0	0.8	0.9	1.2	2.7	0.6	9.8	6.9	
Dec....	0.2	0.4	-0.4	-0.6	-3.3	0.5	0.5	0.8	1.7	0.2	9.7	6.9	

¹ Some of the figures shown above and elsewhere in this release may differ from those previously reported because data for August 2021 through November 2021 have been revised to reflect the availability of late reports and corrections by respondents.

Table B. Monthly and 12-month percent changes in selected intermediate demand price indexes for goods by commodity type, seasonally adjusted

Month	Processed goods for intermediate demand					Unprocessed goods for intermediate demand				
	Total	Foods and feeds	Energy goods	Less foods and energy	Total, change from 12 months ago (unadj.)	Total	Food-stuffs and feed-stuffs	Energy materials	Nonfood materials less energy	Total, change from 12 months ago (unadj.)
2020										
Dec.....	1.4	-0.6	2.6	1.4	1.5	2.1	-3.6	6.5	5.3	1.3
2021										
Jan.....	1.8	0.9	1.9	1.8	3.4	5.3	2.7	5.4	8.6	7.9
Feb.....	2.9	2.2	6.7	2.0	7.1	11.9	2.4	33.6	-0.6	29.2
Mar.....	3.5	1.5	7.9	2.6	12.4	-4.2	1.6	-13.5	1.9	34.8
Apr.....	1.9	2.8	-2.8	3.0	18.7	2.0	8.7	-4.8	2.2	59.2
May.....	2.9	3.0	3.8	2.7	22.3	7.2	5.0	8.3	8.9	57.8
June.....	1.8	1.8	1.1	2.0	23.0	1.8	-0.8	5.6	0.5	52.9
July.....	1.6	-1.0	3.4	1.4	23.1	2.9	-1.9	9.7	0.5	56.0
Aug. ¹	0.9	1.5	-0.6	1.2	23.0	1.9	4.4	0.2	1.5	52.5
Sept. ¹	1.1	1.6	2.1	0.8	23.7	2.7	0.9	7.9	-2.2	48.5
Oct. ¹	2.4	-1.0	7.2	1.6	25.7	5.8	-3.1	18.0	-1.6	55.7
Nov. ¹	1.6	0.0	3.5	1.3	26.5	2.1	1.4	1.7	3.9	49.3
Dec.....	-0.3	-0.5	-4.1	0.7	24.4	-5.6	2.8	-13.1	-2.0	38.0

¹ Some of the figures shown above and elsewhere in this release may differ from those previously reported because data for August 2021 through November 2021 have been revised to reflect the availability of late reports and corrections by respondents.

Services for intermediate demand: The index for services for intermediate demand rose 0.8 percent in December, the largest advance since climbing 1.2 percent in June. Leading the broad-based increase in December, margins for trade services for intermediate demand jumped 1.4 percent. Prices for services less trade, transportation, and warehousing for intermediate demand and for transportation and warehousing services for intermediate demand also moved higher, rising 0.4 percent and 1.6 percent, respectively. In 2021, the index for services for intermediate demand advanced 8.0 percent, the largest calendar-year increase since data were first calculated in 2010.

Product detail: One-fifth of the December rise in prices for services for intermediate demand is attributable to margins for machinery and equipment parts and supplies wholesaling, which advanced 2.6 percent. The indexes for loan services (partial), arrangement of freight and cargo transportation, gross rents for retail properties, television advertising times sales, and fuels and lubricants retailing also moved higher. Conversely, prices for deposit services (partial) fell 4.3 percent. The indexes for building materials, paint, and hardware wholesaling and for air mail and package delivery services (excluding USPS) also declined.

Table C. Monthly and 12-month percent changes in selected intermediate demand price indexes for services by commodity type, seasonally adjusted

Month	Services for intermediate demand				Total, change from 12 months ago (unadj.)
	Total	Trade	Transportation and warehousing	Other	
2020					
Dec.....	0.7	2.4	-0.3	0.4	2.1
2021					
Jan.....	1.1	1.3	0.5	1.2	3.0
Feb.....	0.3	0.1	1.2	0.1	3.6
Mar.....	0.6	1.2	0.9	0.5	4.3
Apr.....	1.3	2.7	2.3	0.6	7.3
May.....	0.6	2.1	0.9	0.1	8.4
June.....	1.2	2.4	2.0	0.6	9.3
July.....	0.6	1.1	0.7	0.5	9.5
Aug. ¹	0.4	2.0	0.8	-0.2	9.0
Sept. ¹	0.4	-1.2	2.5	0.5	8.2
Oct. ¹	0.0	0.5	0.5	-0.3	7.5
Nov. ¹	0.3	-1.0	0.9	0.7	7.9
Dec.....	0.8	1.4	1.6	0.4	8.0

¹ Some of the figures shown above and elsewhere in this release may differ from those previously reported because data for August 2021 through November 2021 have been revised to reflect the availability of late reports and corrections by respondents.

Intermediate Demand by Production Flow

Stage 4 intermediate demand: Prices for stage 4 intermediate demand increased 0.6 percent in December after climbing 1.0 percent in November. In December, the index for total services inputs to stage 4 intermediate demand moved up 0.7 percent, and prices for total goods inputs rose 0.4 percent. (See table D.) Advances in the indexes for machinery and equipment parts and supplies wholesaling; softwood lumber; biological products (including diagnostics); gross rents for retail properties; loan services (partial); and warehousing, storage, and related services outweighed declining prices for gasoline, meats, and deposit services (partial). In 2021, the index for stage 4 intermediate demand moved up 12.4 percent, after rising 2.4 percent in 2020.

Stage 3 intermediate demand: Prices for stage 3 intermediate demand rose 0.4 percent in December following a 0.8-percent advance in November. In December, the index for total services inputs to stage 3 intermediate demand moved up 0.8 percent, while prices for total goods inputs were unchanged. Increases in the indexes for arrangement of freight and cargo transportation, slaughter poultry, grains, softwood lumber, slaughter cattle, and temporary help services outweighed falling prices for diesel fuel, raw milk, and deposit services (partial). In 2021, the index for stage 3 intermediate demand jumped 20.2 percent, after inching down 0.1 percent in 2020.

Stage 2 intermediate demand: The index for stage 2 intermediate demand declined 2.3 percent in December, the largest decrease since a 4.4-percent drop in April 2020. In December, prices for total goods inputs to stage 2 intermediate demand fell 5.8 percent. In contrast, the index for total services inputs advanced 1.3 percent. Decreases in prices for crude petroleum, gas fuels, primary basic organic chemicals, deposit services (partial), nonferrous scrap, and carbon steel scrap outweighed increases in the indexes for fuels and lubricants retailing, ethanol, and loan services (partial). In 2021, prices for stage 2 intermediate demand rose 21.2 percent, after moving up 1.4 percent in 2020.

Stage 1 intermediate demand: Prices for stage 1 intermediate demand edged up 0.1 percent in December following a 1.2-percent increase in November. In December, the index for total services inputs to stage 1 intermediate demand rose 0.6 percent. Conversely, prices for total goods inputs fell 0.3 percent. In December, advances in the indexes for airline passenger services, ethanol, agricultural chemicals and chemical products, grains, and machinery and equipment parts and supplies wholesaling outweighed decreases in the indexes for diesel fuel; utility natural gas; primary basic organic chemicals; and building materials, paint, and hardware wholesaling. In 2021, prices for stage 1 intermediate demand increased 17.5 percent, following a 2.6-percent rise in 2020.

Table D. Monthly percent changes in selected intermediate demand price indexes by production flow, seasonally adjusted

Month	Stage 4 intermediate demand			Stage 3 intermediate demand			Stage 2 intermediate demand			Stage 1 intermediate demand		
	Total	Goods inputs	Ser-vices inputs	Total	Goods inputs	Ser-vices inputs	Total	Goods inputs	Ser-vices inputs	Total	Goods inputs	Ser-vices inputs
2020												
Dec.....	0.9	0.7	1.1	1.1	1.7	0.7	1.8	3.9	0.3	2.8	4.2	1.1
2021												
Jan.....	1.4	1.5	1.3	1.8	1.9	1.5	2.6	4.9	0.9	1.7	2.3	1.2
Feb.....	0.8	1.5	0.3	2.2	4.2	0.5	5.4	12.4	0.2	1.6	3.1	0.2
Mar.....	1.4	2.1	0.8	2.4	4.5	0.6	-1.5	-3.9	0.6	2.2	3.7	0.9
Apr.....	1.5	1.7	1.2	3.0	4.9	1.3	0.4	-0.5	1.2	1.7	1.9	1.7
May.....	1.2	2.2	0.5	2.2	3.6	0.9	3.0	6.4	0.2	2.7	4.0	1.3
June.....	1.3	1.5	1.1	1.6	1.7	1.4	2.1	3.1	1.3	1.5	1.6	1.5
July.....	0.9	0.9	1.0	0.9	1.4	0.5	2.2	4.2	0.5	1.4	2.1	0.8
Aug. ¹	0.7	0.9	0.5	1.1	1.9	0.3	0.7	0.9	0.5	0.8	1.1	0.5
Sept. ¹	0.4	0.7	0.1	1.1	1.2	1.0	2.1	3.5	0.9	0.1	0.6	-0.4
Oct. ¹	0.6	1.3	0.1	1.0	1.8	0.2	3.7	7.9	-0.1	1.1	2.5	-0.3
Nov. ¹	1.0	1.5	0.5	0.8	1.3	0.1	1.0	1.5	0.5	1.2	2.1	0.2
Dec.....	0.6	0.4	0.7	0.4	0.0	0.8	-2.3	-5.8	1.3	0.1	-0.3	0.6

¹ Some of the figures shown above and elsewhere in this release may differ from those previously reported because data for August 2021 through November 2021 have been revised to reflect the availability of late reports and corrections by respondents.

Recalculated Seasonal Adjustment Factors and Relative Importance Figures to be Available on February 11, 2022

Each year with the release of PPI data for January, seasonal adjustment factors and relative importance figures are recalculated to reflect price movements from the just-completed calendar year. The following seasonal information will be available on February 11, 2022 (2 workdays prior to the release of PPI data for January 2022 on February 15, 2022):

- Direct seasonal factors for PPI commodity indexes for the year 2022,
- Recalculated seasonal factors for the last 5 years (2017-2021) for PPI commodity indexes,
- Recalculated seasonal factors for the last 5 years (2017-2021) for PPI Final Demand-Intermediate Demand indexes,
- Recalculated seasonal index data for the last 5 years (2017-2021) for Final Demand-Intermediate Demand and commodity indexes. This revision to seasonally adjusted indexes for the previous 5 years will be posted to the PPI database on the BLS website.

In addition, the following relative importance tables, which include values for December 2021, will be available on February 11, 2022:

- Final demand by individual commodities
- Final demand by component series
- Individual commodities of intermediate demand by commodity type
- Component series of intermediate demand by commodity type
- Individual commodities of intermediate demand by production flow
- Component series of intermediate demand by production flow
- Commodities, all levels
- Wherever-provided services and construction

This information will be available on the PPI website at www.bls.gov/ppi or by contacting the PPI Section of Index Analysis and Public Information at ppi-info@bls.gov or (202) 691-7705.

Coronavirus (COVID-19) Impact on December 2021 Producer Price Index Data

For each month from March 2020 to December 2021, BLS has published a summary of the impact of the pandemic on Producer Price Index data. The impact summary for December is available at www.bls.gov/covid19/producer-price-indexes-covid19-impacts-december-2021.htm. Beginning with

publication of January 2022 data in February 2022, this month-specific impact summary will be discontinued. However, information related to the impact of the pandemic will continue to be available at www.bls.gov/covid19/effects-of-covid-19-pandemic-on-producer-price-index.htm.

Chart 1. The Final Demand Index and its component indexes, January 2017 through December 2021, 12-month percentage changes

Percent change

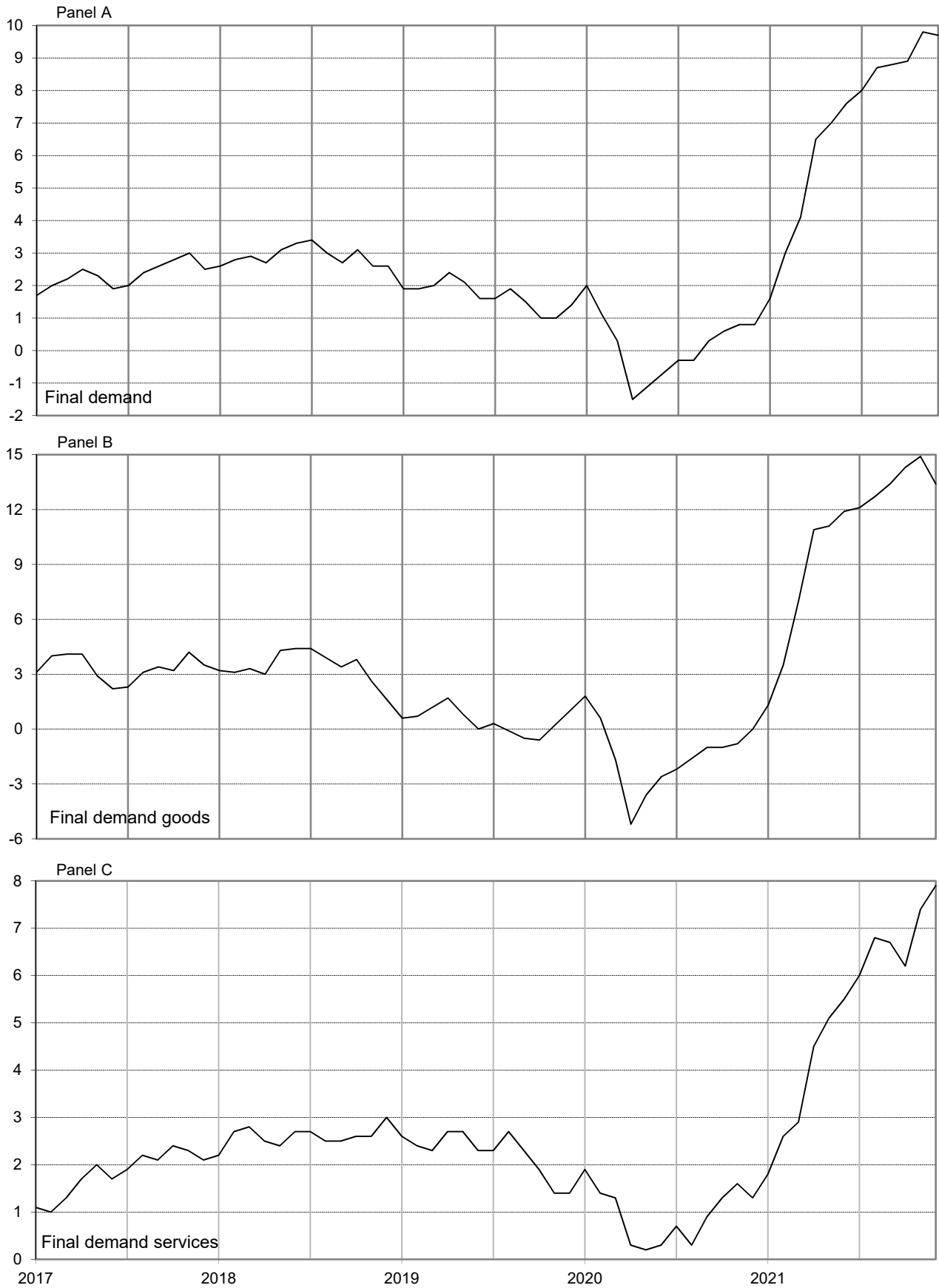


Chart 2. The Processed Goods for Intermediate Demand Index and its component indexes, January 2017 through December 2021, 12-month percentage changes

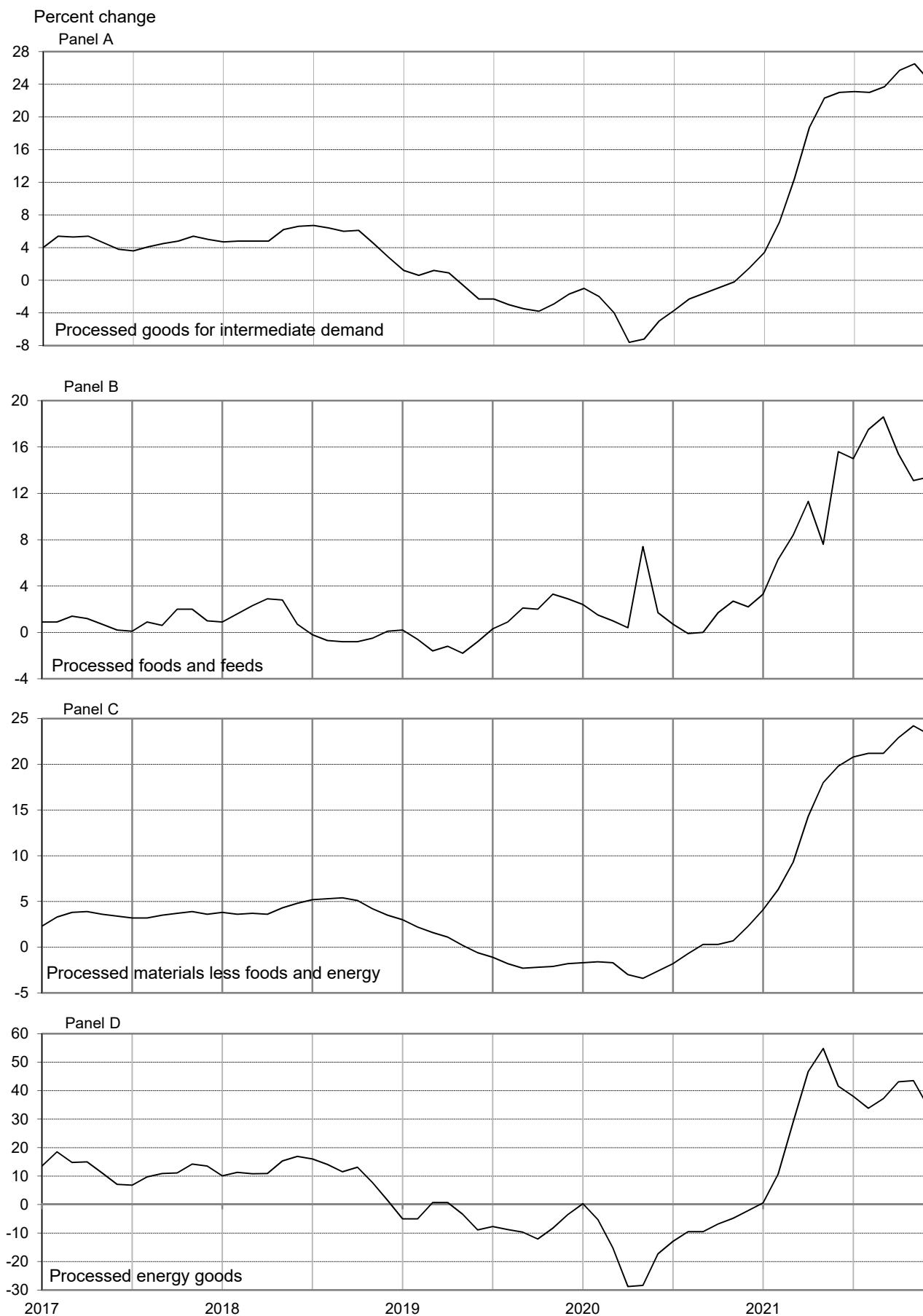


Chart 3. The Unprocessed Goods for Intermediate Demand Index and its component indexes, January 2017 through December 2021, 12-month percentage changes

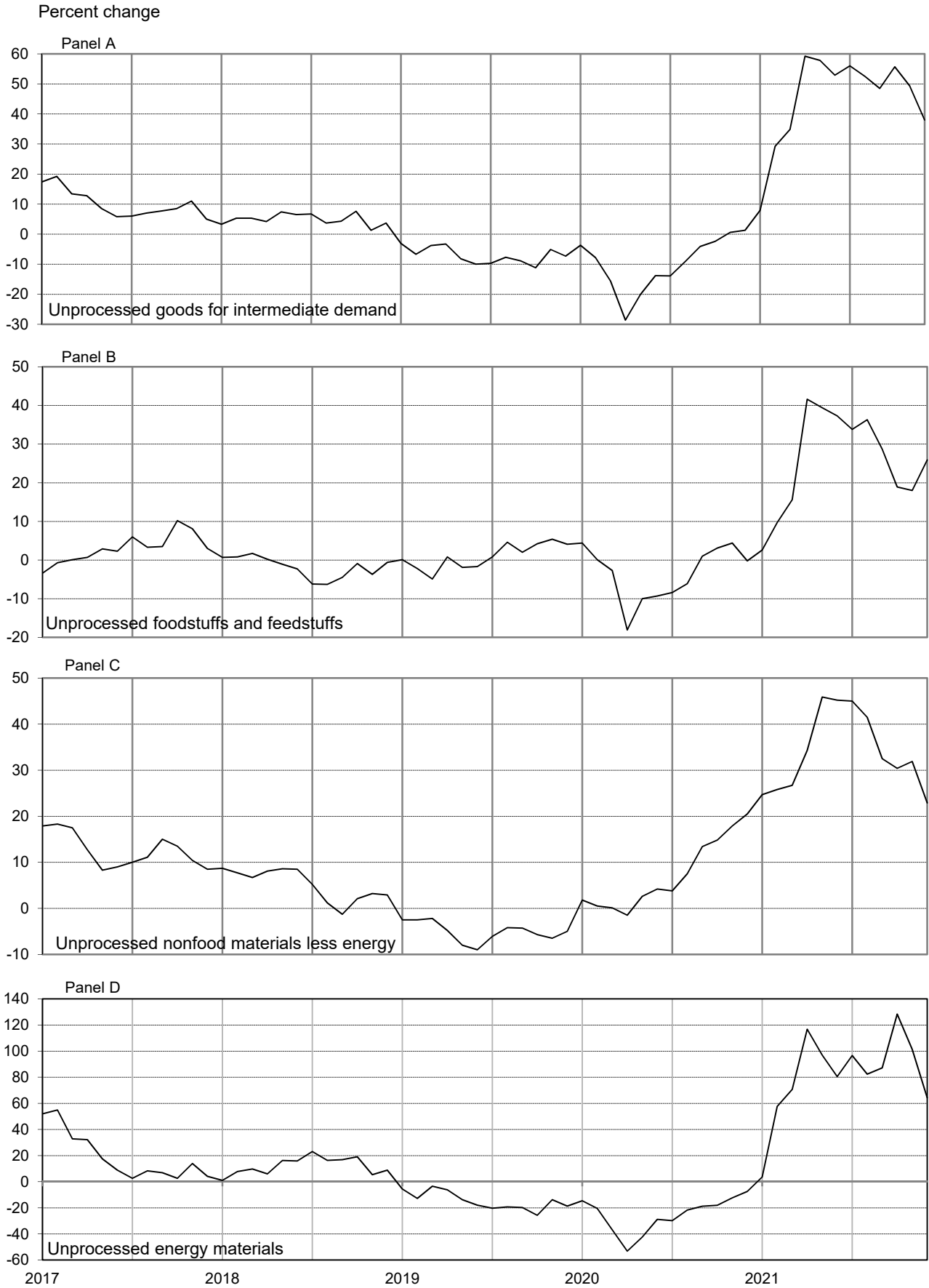
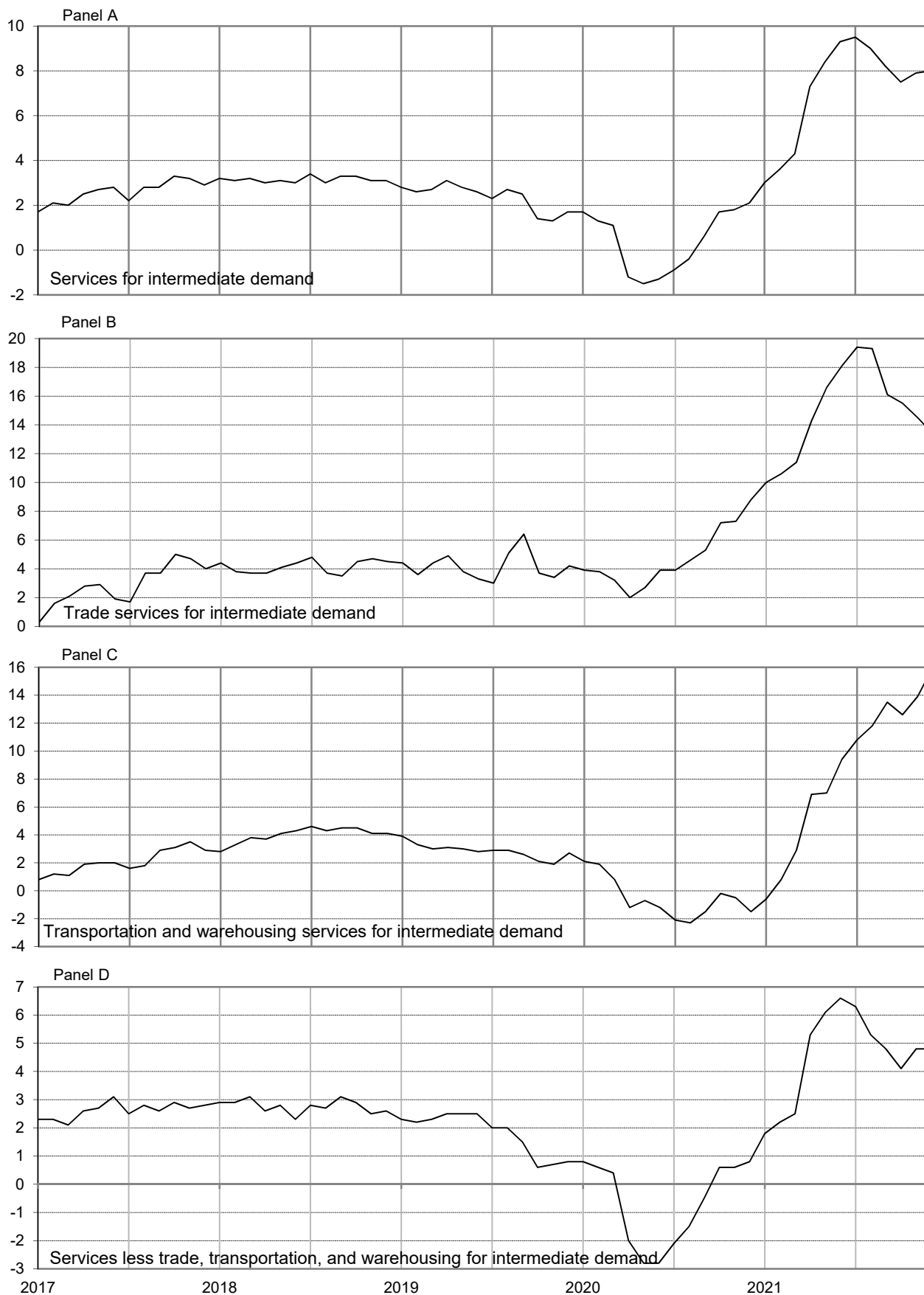


Chart 4. The Services for Intermediate Demand Index and its component indexes, January 2017 through December 2021, 12-month percentage changes

Percent change



Source: U.S. Bureau of Labor Statistics, Producer Price Index Program

Table 1. Producer price index percentage changes and weights for Final Demand-Intermediate Demand groupings, seasonally adjusted
[December 2021]

Grouping	Commodity code		Relative Importance Dec. 2020 ¹	Unadjusted 12-month percent change ² Dec. 2020 to Dec. 2021 ^P	Seasonally adjusted 1-month percent change ²				
	Group code	Item code			July to Aug.	Aug. to Sept. ^P	Sept. to Oct. ^P	Oct. to Nov. ^P	Nov. to Dec. ^P
Final Demand									
Final demand.....	FD	4	100.000	9.7	0.9	0.4	0.6	1.0	0.2
Final demand goods.....	FD	41	32.135	13.4	0.9	1.1	1.3	1.1	-0.4
Final demand foods.....	FD	411	5.590	12.9	2.3	2.1	-0.3	1.3	-0.6
Finished consumer foods ³	FD	4111	4.338	12.1	2.0	2.6	0.2	1.3	-0.6
Finished consumer foods, crude.....	FD	41113	0.394	28.4	4.5	9.6	7.6	10.4	-3.8
Finished consumer foods, processed.....	FD	41112	3.944	10.5	1.8	1.9	-0.6	0.3	-0.2
Government purchased foods.....	FD	4112	0.396	12.8	2.4	2.3	-1.6	0.6	-0.7
Foods for export.....	FD	4113	0.856	16.7	3.5	-0.1	-2.1	1.4	-0.3
Final demand energy.....	FD	412	4.993	31.4	0.6	2.1	5.5	2.0	-3.3
Finished consumer energy goods ³	FD	4121	4.040	29.7	1.1	2.0	4.8	2.1	-3.0
Government purchased energy.....	FD	4122	0.672	36.6	-0.7	2.2	7.7	1.8	-4.4
Energy for export.....	FD	4123	0.281	43.3	-2.4	2.7	9.1	1.4	-5.1
Final demand goods less foods and energy.....	FD	413	21.553	9.4	0.6	0.5	0.6	0.8	0.5
Finished goods less foods and energy ³	FD	4131	12.487	6.5	0.5	0.6	0.4	0.6	0.6
Finished consumer goods less foods and energy.....	FD	41311	6.666	6.4	0.5	0.6	0.4	0.6	0.6
Nondurable consumer goods less foods and energy.....	FD	413111	4.216	5.8	0.5	0.7	0.5	0.7	0.6
Durable consumer goods.....	FD	413112	2.450	7.4	0.7	0.6	0.1	0.5	0.6
Private capital equipment.....	FD	41312	5.821	6.6	0.4	0.7	0.5	0.6	0.6
Private capital equipment for manufacturing industries.....	FD	413121	1.267	9.0	0.4	1.0	0.6	0.6	0.6
Private capital equipment for nonmanufacturing industries.....	FD	413122	4.554	5.9	0.4	0.5	0.5	0.5	0.6
Government purchased goods, excluding foods and energy.....	FD	4132	2.276	9.2	0.6	0.7	0.7	0.9	0.7
Government purchased goods excluding foods, energy, and capital equipment.....	FD	41321	1.298	13.6	0.9	0.5	0.9	1.3	0.8
Government purchased capital equipment.....	FD	41322	0.978	3.3	0.2	0.9	0.3	0.3	0.5
Goods for export, excluding foods and energy.....	FD	4133	6.790	14.7	0.8	0.3	0.9	1.2	0.1
Final demand services.....	FD	42	66.160	7.9	0.9	0.1	0.2	0.9	0.5
Final demand trade services ⁴	FD	423	19.686	13.3	2.2	0.1	0.7	1.2	0.8
Trade of finished goods ³	FD	4231	16.883	13.5	2.1	0.3	0.5	1.3	0.7
Trade of personal consumption goods.....	FD	42311	13.869	12.9	2.3	0.2	0.0	1.2	0.8
Trade of private capital equipment.....	FD	42312	3.014	16.3	1.4	0.7	3.0	1.8	0.4
Trade of government purchased goods.....	FD	4232	0.741	11.9	3.2	-1.3	1.7	0.7	1.1
Trade of government purchased goods, excluding capital equipment.....	FD	42321	0.472	10.8	4.0	-2.3	0.9	0.2	1.3
Trade of government purchased capital equipment.....	FD	42322	0.269	13.9	1.8	0.4	3.1	1.7	0.9
Trade of exports.....	FD	4233	2.062	12.2	2.7	-1.2	1.6	0.3	1.4
Final demand transportation and warehousing services.....	FD	422	4.137	16.6	0.9	-1.2	0.9	2.7	1.7
Transportation of passengers for final demand.....	FD	4221	1.007	20.6	1.4	-8.4	-2.1	4.4	5.3
Transportation of private passengers.....	FD	42211	0.680	20.5	1.4	-8.4	-2.1	4.4	5.2
Transportation of government passengers.....	FD	42212	0.082	20.3	1.4	-8.3	-2.1	4.4	5.2
Transportation of passengers for export.....	FD	42213	0.245	20.9	1.4	-8.5	-2.1	4.5	5.3
Transportation and warehousing of goods for final demand.....	FD	4222	3.130	15.4	0.7	1.4	1.9	2.1	0.5
Transportation and warehousing of finished goods ³	FD	42221	2.051	15.8	0.7	1.4	1.9	2.2	0.5
Transportation and warehousing of personal consumption goods.....	FD	422211	1.648	15.6	0.7	1.5	1.9	2.2	0.5
Transportation and warehousing of private capital equipment.....	FD	422212	0.403	16.4	0.7	1.2	2.0	2.3	0.6
Transportation and warehousing of government purchased goods.....	FD	42222	0.191	14.3	0.7	1.7	1.8	1.7	0.7
Transportation and warehousing of exports.....	FD	42223	0.888	14.5	0.6	1.1	1.8	2.0	0.5
Final demand services less trade, transportation, and warehousing.....	FD	421	42.337	4.5	0.2	0.3	-0.2	0.6	0.2
Finished services less trade, transportation, and warehousing ³	FD	4211	37.170	4.3	0.2	0.3	-0.1	0.6	0.2
Finished consumer services less trade, transportation, and warehousing.....	FD	42111	33.383	4.1	0.2	0.3	-0.2	0.6	0.2
Private capital investment services less trade, transportation, and warehousing.....	FD	42112	3.787	6.3	0.6	0.3	0.6	-0.1	0.2
Government purchased services less trade, transportation, and warehousing.....	FD	4212	2.615	4.3	0.2	0.2	-0.1	0.5	0.3
Gov. purchased services less trade, transportation, and warehousing, excl. capital investment.....	FD	42121	2.501	4.4	0.2	0.3	-0.2	0.6	0.3
Government purchased capital investment services less trade, transportation, and warehousing.....	FD	42122	0.114	1.8	0.0	-0.1	0.8	-0.2	0.2
Services for export less trade, transportation, and warehousing.....	FD	4213	2.552	6.8	-0.2	0.4	-0.4	0.9	0.1
Final demand construction.....	FD	43	1.705	12.4	0.4	0.2	6.0	0.3	0.3
Construction for private capital investment.....	FD	431	1.100	13.4	0.3	0.2	6.9	0.3	0.4
Construction for government.....	FD	432	0.606	10.5	0.5	0.4	4.5	0.3	0.1
Special Groupings of Final Demand									
Final demand less exports.....	FD	49101	86.326	9.1	0.8	0.5	0.6	0.9	0.2
Final demand less government.....	FD	49102	92.421	9.6	0.9	0.4	0.6	1.0	0.2

See footnotes at end of table.

Table 1. Producer price index percentage changes and weights for Final Demand-Intermediate Demand groupings, seasonally adjusted — Continued
[December 2021]

Grouping	Commodity code		Relative Importance Dec. 2020 ¹	Unadjusted 12-month percent change ² Dec. 2020 to Dec. 2021 ^P	Seasonally adjusted 1-month percent change ²				
	Group code	Item code			July to Aug.	Aug. to Sept. ^P	Sept. to Oct. ^P	Oct. to Nov. ^P	Nov. to Dec. ^P
Final demand less foods, food and nonalcoholic beverages for immediate consumption, and energy ⁵	FD	49103	88.904	8.4	0.8	0.2	0.4	0.9	0.5
Final demand less foods and energy ⁵	FD	49104	89.417	8.3	0.8	0.2	0.4	0.9	0.5
Final demand less foods and food and nonalcoholic beverages for immediate consumption ⁵	FD	49105	93.897	9.8	0.8	0.3	0.7	1.0	0.2
Final demand less foods ⁵	FD	49106	94.410	9.6	0.8	0.3	0.7	0.9	0.2
Final demand less energy.....	FD	49107	95.007	8.6	0.9	0.3	0.3	0.9	0.4
Final demand less trade services.....	FD	49108	80.314	8.8	0.5	0.5	0.6	0.9	0.0
Final demand less distributive services ⁶	FD	49109	77.184	8.6	0.5	0.5	0.6	0.9	0.0
Final demand goods less energy.....	FD	49111	27.143	10.1	1.0	0.9	0.4	0.9	0.2
Final demand goods less foods.....	FD	49112	26.546	13.5	0.6	0.9	1.7	1.1	-0.4
Final demand services less trade services.....	FD	49113	46.474	5.6	0.3	0.1	-0.1	0.8	0.3
Final demand distributive services ⁶	FD	49114	22.816	13.6	2.0	0.3	0.8	1.3	0.8
Final demand goods plus final demand distributive services ⁶	FD	49115	54.952	13.5	1.3	0.8	1.1	1.2	0.1
Final demand less foods, energy, and trade services ⁵	FD	49116	69.731	6.9	0.4	0.3	0.3	0.8	0.4
Private and government purchased capital equipment.....	FD	49117	6.799	6.1	0.4	0.7	0.5	0.5	0.6
Private and government purchased capital investment services.....	FD	49118	7.587	11.1	1.0	0.5	1.7	0.9	0.3
Total private and government purchased capital investment.....	FD	49119	14.386	9.1	0.7	0.6	1.6	0.7	0.4
Total finished ³	FD	49201	78.749	9.0	0.8	0.5	0.5	0.9	0.2
Total finished less foods, food and nonalcoholic beverages for immediate consumption, and energy ^{3, 5}	FD	49202	69.863	7.6	0.8	0.3	0.3	0.8	0.5
Total finished less foods and energy ^{3, 5}	FD	49203	70.371	7.6	0.8	0.3	0.3	0.8	0.5
Total finished less foods and food and nonalcoholic beverages for immediate consumption ⁵	FD	49204	73.903	8.8	0.8	0.4	0.6	0.9	0.2
Total finished less foods ^{3, 5}	FD	49205	74.411	8.8	0.8	0.4	0.6	0.9	0.2
Total finished less energy ³	FD	49206	74.709	7.8	0.8	0.4	0.3	0.9	0.4
Finished goods ³	FD	49207	20.865	12.2	0.9	1.3	1.4	1.1	-0.5
Finished goods less energy ³	FD	49208	16.825	7.9	0.9	1.2	0.4	0.8	0.3
Finished goods, excluding foods ^{3, 5}	FD	49209	16.527	12.2	0.6	1.0	1.7	1.0	-0.5
Finished services ³	FD	49210	56.784	7.7	0.8	0.2	0.1	0.9	0.4
Private capital investment services.....	FD	49211	7.204	11.0	1.0	0.5	1.7	0.9	0.3
Finished distributive services ^{3, 6}	FD	49212	18.934	13.8	2.0	0.4	0.7	1.4	0.7
Finished services less trade services ³	FD	49213	39.901	5.2	0.3	0.2	-0.1	0.7	0.3
Finished services less distributive services ^{3, 6}	FD	49214	37.850	4.6	0.2	0.1	-0.2	0.6	0.3
Total private capital investment (goods, services, and construction).....	FD	49215	14.125	9.4	0.7	0.5	1.6	0.7	0.5
Finished goods plus finished distributive services ^{3, 6}	FD	49216	39.799	12.9	1.4	0.9	1.0	1.2	0.1
Total exports.....	FD	49301	13.674	13.7	1.0	0.0	0.8	1.1	0.3
Goods for export.....	FD	49302	7.927	15.9	1.0	0.4	0.9	1.2	-0.1
Services for export.....	FD	49303	5.747	10.6	1.1	-0.5	0.6	1.0	0.9
Total government purchases.....	FD	49401	7.579	10.8	0.7	0.5	1.4	0.9	-0.1
Government purchased goods.....	FD	49402	3.344	15.1	0.5	1.2	2.0	1.1	-0.8
Government purchased services.....	FD	49403	3.629	6.7	0.9	-0.2	0.3	0.7	0.6
Total government purchased capital investment (goods, services, construction).....	FD	49404	1.967	6.9	0.5	0.6	2.1	0.5	0.4
Personal consumption.....	FD	49501	64.624	8.9	0.9	0.5	0.3	1.0	0.1
Personal consumption goods (finished consumer goods).....	FD	49502	15.044	14.3	1.1	1.6	1.7	1.3	-0.9
Personal consumption goods less energy.....	FD	49503	11.004	8.6	1.1	1.4	0.3	0.9	0.1
Personal consumption goods less foods.....	FD	49504	10.706	15.2	0.8	1.2	2.3	1.3	-1.0
Personal consumption nondurable goods less foods.....	FD	49508	8.256	17.5	0.8	1.4	2.9	1.5	-1.4
Personal consumption services.....	FD	49505	49.580	7.2	0.8	0.2	-0.1	0.9	0.4
Personal consumption less trade services.....	FD	49506	50.755	7.7	0.5	0.6	0.4	0.9	-0.1
Personal consumption less distributive services ⁶	FD	49507	49.107	7.5	0.5	0.6	0.4	0.9	-0.1
Personal consumption less foods and energy.....	FD	49510	56.246	7.1	0.8	0.2	-0.1	0.9	0.5
Personal consumption less foods, energy, and trade services ⁴	FD	49511	42.377	5.2	0.3	0.2	-0.1	0.8	0.4
Personal consumption less foods, energy, and distributive services ⁶	FD	49512	40.729	4.7	0.3	0.2	-0.2	0.7	0.3
Personal consumption goods plus personal consumption distributive services ⁶	FD	49509	30.561	13.8	1.6	1.0	0.9	1.3	-0.1
Intermediate Demand by Commodity Type									
Processed goods									
Processed goods for intermediate demand.....	ID6	1	100.000	24.4	0.9	1.1	2.4	1.6	-0.3
Materials and components for manufacturing.....	ID6	11	44.783	27.7	1.6	1.0	1.6	1.1	0.4
Materials for manufacturing.....	ID6	111	27.352	38.3	1.9	1.1	1.9	1.3	0.3
Materials for food manufacturing.....	ID6	1111	4.375	15.8	2.0	1.8	-0.6	0.2	-0.4
Materials for nondurable manufacturing.....	ID6	1112	12.322	32.3	2.2	-0.5	1.5	1.2	0.1
Materials for durable manufacturing.....	ID6	1113	10.655	54.7	1.6	2.4	3.0	1.7	0.6
Components for manufacturing.....	ID6	112	17.431	10.8	1.0	0.9	1.2	0.8	0.7
Components for nondurable manufacturing.....	ID6	1121	0.832	20.5	1.1	1.4	2.5	1.5	1.6
Components for durable manufacturing.....	ID6	1122	16.599	10.3	1.0	0.9	1.1	0.7	0.7

See footnotes at end of table.

Table 1. Producer price index percentage changes and weights for Final Demand-Intermediate Demand groupings, seasonally adjusted — Continued
[December 2021]

Grouping	Commodity code		Relative Importance Dec. 2020 ¹	Unadjusted 12-month percent change ² Dec. 2020 to Dec. 2021 ^P	Seasonally adjusted 1-month percent change ²				
	Group code	Item code			July to Aug.	Aug. to Sept. ^P	Sept. to Oct. ^P	Oct. to Nov. ^P	Nov. to Dec. ^P
Materials and components for construction.....	ID6	12	9.205	22.0	-0.1	0.4	1.5	1.7	1.5
Materials for construction.....	ID6	121	4.165	14.8	-3.1	-0.9	1.1	1.5	1.9
Components for construction.....	ID6	122	5.040	28.0	2.4	1.4	1.7	1.8	1.3
Processed fuels and lubricants for intermediate demand.....	ID6	13	17.430	34.1	-0.6	2.1	7.2	3.5	-4.1
Processed fuels and lubricants to manufacturing industries.....	ID6	131	4.591	26.6	-0.4	1.5	5.0	0.6	-1.9
Processed fuels and lubricants to nonmanufacturing industries.....	ID6	132	12.839	36.9	-0.7	2.3	8.0	4.5	-4.9
Containers for intermediate demand.....	ID6	14	2.963	16.8	1.1	1.1	2.5	0.9	0.8
Supplies for intermediate demand.....	ID6	15	25.620	13.7	0.9	0.8	0.7	1.0	0.6
Supplies to manufacturing industries.....	ID6	151	3.461	15.8	1.4	1.0	1.5	1.2	0.3
Supplies to nonmanufacturing industries.....	ID6	152	22.159	13.4	0.8	0.8	0.5	1.0	0.7
Supplies to nonmanufacturing industries, feeds.....	ID6	1521	1.941	10.0	0.1	0.7	-2.3	-0.5	-1.0
Supplies to nonmanufacturing industries, other than feeds.....	ID6	1522	20.218	13.7	0.9	0.8	0.8	1.2	0.9
Unprocessed goods									
Unprocessed goods for intermediate demand.....	ID6	2	100.000	38.0	1.9	2.7	5.8	2.1	-5.6
Unprocessed foodstuffs and feedstuffs.....	ID6	21	38.418	25.9	4.4	0.9	-3.1	1.4	2.8
Unprocessed nonfood materials.....	ID6	22	61.583	45.7	0.6	3.7	10.4	2.4	-9.2
Unprocessed nonfood materials except fuel.....	ID6	221	44.198	33.5	-2.3	0.5	5.1	2.8	-8.5
Unprocessed nonfood materials except fuel to manufacturing industries.....	ID6	2211	41.651	35.3	-2.4	0.5	5.4	2.9	-8.8
Unprocessed nonfood materials except fuel to nonmanufacturing industries.....	ID6	2212	2.547	4.0	0.5	0.4	0.1	0.8	-0.1
Unprocessed fuel.....	ID6	222	17.385	76.4	8.1	11.3	21.6	1.7	-10.7
Unprocessed fuel to manufacturing industries.....	ID6	2221	1.258	22.8	2.6	5.3	6.4	1.2	-4.9
Unprocessed fuel to nonmanufacturing industries.....	ID6	2222	16.127	80.6	8.5	11.7	22.5	1.8	-11.0
Services									
Services for intermediate demand.....	ID6	3	100.000	8.0	0.4	0.4	0.0	0.3	0.8
Trade services for intermediate demand ⁴	ID6	33	21.305	13.4	2.0	-1.2	0.5	-1.0	1.4
Trade services for manufacturing industries.....	ID6	331	10.811	14.5	2.5	-0.9	0.7	-1.0	1.4
Trade services for nonmanufacturing industries.....	ID6	332	10.494	12.2	1.5	-1.5	0.3	-1.0	1.3
Transportation and warehousing services for intermediate demand.....	ID6	32	12.368	16.0	0.8	2.5	0.5	0.9	1.6
Transportation of passengers for intermediate demand.....	ID6	321	0.878	20.2	1.4	-8.3	-2.1	4.3	5.2
Transportation of passengers for manufacturing industries.....	ID6	3211	0.103	20.9	1.4	-8.5	-2.1	4.5	5.3
Transportation of passengers for nonmanufacturing industries.....	ID6	3212	0.775	20.2	1.4	-8.2	-2.1	4.3	5.1
Transportation and warehousing of goods for intermediate demand.....	ID6	322	11.490	15.7	0.7	3.4	0.7	0.6	1.4
Transportation and warehousing of goods for manufacturing industries.....	ID6	3221	2.395	12.9	0.6	1.0	1.6	1.6	0.7
Transportation and warehousing of goods for nonmanufacturing industries.....	ID6	3222	9.095	16.5	0.8	4.0	0.5	0.3	1.5
Services less trade, transportation, and warehousing for intermediate demand.....	ID6	31	66.328	4.8	-0.2	0.5	-0.3	0.7	0.4
Services less trade, transportation, and warehousing for manufacturing industries.....	ID6	311	2.090	5.6	0.2	0.3	1.1	0.4	0.4
Services less trade, transportation, and warehousing for nonmanufacturing industries.....	ID6	312	64.238	4.8	-0.2	0.5	-0.3	0.7	0.4
Construction									
Construction for intermediate demand.....	ID6	4	100.000	10.1	1.9	1.4	0.5	0.6	0.3
Special Groupings of Intermediate Demand by Commodity Type									
Processed materials less foods and feeds.....	ID6	9111	91.383	25.4	0.8	1.1	2.8	1.7	-0.3
Processed foods and feeds.....	ID6	9112	8.617	13.4	1.5	1.6	-1.0	0.0	-0.5
Processed energy goods.....	ID6	9113	17.430	34.2	-0.6	2.1	7.2	3.5	-4.1
Processed materials less energy.....	ID6	9118	82.570	22.3	1.2	0.9	1.4	1.1	0.6
Processed materials less foods and energy.....	ID6	9115	73.953	23.3	1.2	0.8	1.6	1.3	0.7
Intermediate distributive services ⁷	ID6	9116	32.795	14.2	1.6	0.4	0.6	-0.4	1.4
Processed goods plus intermediate distributive services.....	ID6	9117	-	21.3	1.1	0.9	1.9	1.0	0.2
Unprocessed materials less agricultural products.....	ID6	9211	56.729	46.6	0.3	5.1	11.7	2.1	-10.0
Unprocessed energy materials ⁸	ID6	9212	34.024	64.3	0.2	7.9	18.0	1.7	-13.1
Unprocessed materials less energy.....	ID6	9213	65.976	25.0	3.2	-0.4	-2.3	2.5	0.8
Unprocessed nonfood materials less energy ⁹	ID6	9216	27.558	22.9	1.5	-2.2	-1.6	3.9	-2.0
Intermediate Demand by Production Flow									
Stage 4 Intermediate Demand									
Stage 4 intermediate demand.....	ID5	4	100.000	12.4	0.7	0.4	0.6	1.0	0.6
Inputs to stage 4 goods producers.....	ID5	41	31.937	15.6	1.4	0.3	1.2	0.9	0.7
Goods.....	ID5	411	22.264	17.1	1.5	0.6	1.2	1.3	0.4
Foods.....	ID5	4111	2.970	20.3	3.3	-1.5	-0.9	2.6	-0.2
Energy.....	ID5	4112	0.161	32.5	-2.9	2.2	4.8	4.5	3.0

See footnotes at end of table.

Table 1. Producer price index percentage changes and weights for Final Demand-Intermediate Demand groupings, seasonally adjusted — Continued
[December 2021]

Grouping	Commodity code		Relative Importance Dec. 2020 ¹	Unadjusted 12-month percent change ² Dec. 2020 to Dec. 2021 ^P	Seasonally adjusted 1-month percent change ²				
	Group code	Item code			July to Aug.	Aug. to Sept. ^P	Sept. to Oct. ^P	Oct. to Nov. ^P	Nov. to Dec. ^P
Goods excluding foods and energy.....	ID5	4113	19.133	16.5	1.2	1.0	1.5	1.0	0.5
Services.....	ID5	412	9.673	12.3	1.1	-0.6	1.3	0.1	1.5
Trade services.....	ID5	4123	7.630	13.6	1.3	-0.8	1.4	-0.1	1.8
Transportation and warehousing services.....	ID5	4122	0.477	11.8	0.8	-0.6	0.9	1.8	1.1
Transportation of passengers.....	ID5	41221	0.061	20.9	1.4	-8.5	-2.1	4.5	5.3
Transportation and warehousing of goods.....	ID5	41222	0.416	10.5	0.6	0.8	1.4	1.4	0.5
Services less trade, transportation, and warehousing.....	ID5	4121	1.566	5.9	0.0	0.1	1.0	0.3	0.2
Inputs to stage 4 services producers.....	ID5	42	54.335	8.8	0.5	0.5	0.1	1.0	0.5
Goods.....	ID5	421	13.790	13.9	0.8	0.9	1.1	1.6	0.1
Foods.....	ID5	4211	2.286	15.5	2.8	2.1	-1.7	0.0	-0.5
Energy.....	ID5	4212	3.602	17.6	0.0	1.0	3.4	3.4	-1.9
Goods excluding foods and energy.....	ID5	4213	7.902	11.7	0.6	0.5	0.9	1.1	1.3
Services.....	ID5	422	40.456	7.0	0.4	0.4	-0.3	0.8	0.6
Trade services.....	ID5	4223	4.563	11.5	2.7	-1.2	1.3	-0.1	1.6
Transportation and warehousing services.....	ID5	4222	3.239	13.8	1.1	1.8	0.8	0.6	2.0
Transportation of passengers.....	ID5	42221	0.389	20.7	1.4	-8.4	-2.1	4.4	5.3
Transportation and warehousing of goods.....	ID5	42222	2.850	12.9	1.0	3.4	1.2	0.1	1.5
Services less trade, transportation, and warehousing.....	ID5	4221	32.654	5.7	0.0	0.5	-0.6	0.9	0.3
Construction.....	ID5	423	0.089	10.1	1.9	1.4	0.5	0.6	0.3
Inputs to stage 4 construction producers.....	ID5	43	13.727	19.8	0.0	0.3	1.5	1.1	0.6
Goods.....	ID5	431	9.555	23.4	-0.4	0.6	1.9	2.0	0.8
Energy.....	ID5	4312	0.596	59.1	-0.4	2.9	8.0	4.6	-4.7
Goods excluding foods and energy.....	ID5	4313	8.959	21.0	-0.4	0.4	1.3	1.8	1.3
Services.....	ID5	432	4.172	11.7	0.9	-0.5	0.5	-1.1	0.2
Trade services.....	ID5	4323	1.945	18.1	1.6	-1.2	0.1	-3.0	0.3
Transportation and warehousing services.....	ID5	4322	0.596	15.5	0.8	0.9	1.7	2.3	0.6
Transportation of passengers.....	ID5	43221	0.012	20.8	1.4	-8.5	-2.1	4.5	5.3
Transportation and warehousing of goods.....	ID5	43222	0.584	15.4	0.8	1.2	1.8	2.3	0.5
Services less trade, transportation, and warehousing.....	ID5	4321	1.631	2.5	0.0	0.1	0.5	0.2	-0.1
Stage 3 Intermediate Demand									
Stage 3 intermediate demand.....	ID5	3	100.000	20.2	1.1	1.1	1.0	0.8	0.4
Inputs to stage 3 goods producers.....	ID5	31	46.783	29.3	2.4	0.9	0.6	0.9	0.9
Goods.....	ID5	311	36.932	33.1	2.4	1.1	0.6	1.3	0.9
Foods.....	ID5	3111	11.807	26.2	3.7	0.9	-3.3	0.6	3.7
Energy.....	ID5	3112	1.229	50.2	-1.5	2.8	6.4	8.4	-1.5
Goods excluding foods and energy.....	ID5	3113	23.896	35.7	2.0	1.1	2.1	1.2	0.0
Services.....	ID5	312	9.851	15.7	2.1	0.1	0.5	-0.9	0.7
Trade services.....	ID5	3123	5.778	18.6	3.1	-0.1	-0.1	-2.5	0.7
Transportation and warehousing services.....	ID5	3122	2.630	14.7	0.7	0.6	1.6	1.9	0.9
Transportation of passengers.....	ID5	31221	0.117	20.8	1.4	-8.5	-2.1	4.5	5.3
Transportation and warehousing of goods.....	ID5	31222	2.513	14.4	0.6	1.1	1.7	1.8	0.7
Services less trade, transportation, and warehousing.....	ID5	3121	1.443	5.8	0.2	0.2	1.4	0.4	0.4
Inputs to stage 3 services producers.....	ID5	32	51.802	11.9	0.0	1.3	1.4	0.7	-0.2
Goods.....	ID5	321	9.293	31.3	-0.2	1.5	6.4	1.3	-3.5
Foods.....	ID5	3211	0.097	7.2	0.2	1.6	0.1	0.8	0.3
Energy.....	ID5	3212	4.955	46.2	-1.0	2.4	10.1	1.1	-6.1
Goods excluding foods and energy.....	ID5	3213	4.241	14.3	0.9	0.3	1.2	1.5	0.4
Services.....	ID5	322	41.514	7.7	0.0	1.3	0.1	0.5	0.8
Trade services.....	ID5	3223	2.761	12.8	5.1	-2.3	-0.3	0.3	0.6
Transportation and warehousing services.....	ID5	3222	9.008	17.7	0.7	4.7	-0.1	0.0	1.7
Transportation of passengers.....	ID5	32221	0.025	3.1	0.2	0.6	-0.9	0.0	0.2
Transportation and warehousing of goods.....	ID5	32222	8.983	17.7	0.7	4.7	-0.1	0.0	1.7
Services less trade, transportation, and warehousing.....	ID5	3221	29.745	4.2	-0.8	0.5	0.3	0.7	0.5
Construction.....	ID5	323	0.995	10.1	1.9	1.4	0.5	0.6	0.3
Inputs to stage 3 construction producers.....	ID5	33	1.416	14.7	-3.4	-1.2	0.8	-1.6	1.0
Goods.....	ID5	331	0.560	21.9	-2.6	-0.2	1.9	1.6	2.0
Goods excluding foods and energy.....	ID5	3313	0.560	21.9	-2.6	-0.2	1.9	1.6	2.0
Services.....	ID5	332	0.856	10.1	-3.9	-1.8	0.1	-3.8	0.3
Trade services.....	ID5	3323	0.810	10.2	-4.2	-1.9	0.0	-4.0	0.3
Transportation and warehousing services.....	ID5	3322	0.016	9.8	0.3	0.8	1.4	0.4	1.1
Transportation and warehousing of goods.....	ID5	33222	0.016	9.8	0.3	0.8	1.4	0.4	1.1
Services less trade, transportation, and warehousing.....	ID5	3321	0.030	7.7	0.4	0.4	1.9	0.6	0.8
Stage 2 Intermediate Demand									
Stage 2 intermediate demand.....	ID5	2	100.000	21.2	0.7	2.1	3.7	1.0	-2.3
Inputs to stage 2 goods producers.....	ID5	21	50.197	32.7	1.1	2.9	6.9	1.1	-5.0

See footnotes at end of table.

Table 1. Producer price index percentage changes and weights for Final Demand-Intermediate Demand groupings, seasonally adjusted — Continued
[December 2021]

Grouping	Commodity code		Relative Importance Dec. 2020 ¹	Unadjusted 12-month percent change ² Dec. 2020 to Dec. 2021 ^P	Seasonally adjusted 1-month percent change ²				
	Group code	Item code			July to Aug.	Aug. to Sept. ^P	Sept. to Oct. ^P	Oct. to Nov. ^P	Nov. to Dec. ^P
Goods.....	ID5	211	36.665	41.5	0.9	3.8	8.7	1.5	-6.6
Foods.....	ID5	2111	3.401	12.9	0.8	-0.8	-3.4	-0.8	0.5
Energy.....	ID5	2112	14.616	66.1	0.3	8.3	18.0	1.4	-13.4
Goods excluding foods and energy.....	ID5	2113	18.648	27.5	1.4	0.3	1.4	1.9	0.1
Services.....	ID5	212	13.012	8.6	1.7	0.1	0.9	-0.4	1.3
Trade services.....	ID5	2123	5.888	10.0	3.5	-0.7	1.0	-1.4	1.7
Transportation and warehousing services.....	ID5	2122	3.711	9.2	0.4	0.7	0.9	0.4	1.4
Transportation of passengers.....	ID5	21221	0.157	19.5	1.3	-7.9	-2.0	4.2	5.0
Transportation and warehousing of goods.....	ID5	21222	3.554	8.8	0.4	1.2	1.0	0.2	1.2
Services less trade, transportation, and warehousing.....	ID5	2121	3.413	5.6	-0.2	0.7	0.7	0.5	0.6
Construction.....	ID5	213	0.520	10.1	1.9	1.4	0.5	0.6	0.3
Inputs to stage 2 services producers.....	ID5	22	49.801	9.7	0.3	1.2	-0.1	0.9	1.1
Goods.....	ID5	221	5.802	20.7	1.0	0.9	1.8	1.8	0.6
Foods.....	ID5	2211	0.033	15.7	-0.2	0.2	-0.4	0.7	0.6
Energy.....	ID5	2212	0.306	55.9	-1.0	3.1	12.7	9.7	-7.0
Goods excluding foods and energy.....	ID5	2213	5.463	18.7	1.1	0.8	1.1	1.3	1.2
Services.....	ID5	222	42.261	8.1	0.1	1.2	-0.4	0.8	1.2
Trade services.....	ID5	2223	2.599	17.4	3.4	-0.2	-1.9	3.1	5.3
Transportation and warehousing services.....	ID5	2222	2.809	37.1	1.5	7.9	-1.6	0.2	3.8
Transportation of passengers.....	ID5	22221	0.356	20.6	1.4	-8.4	-2.1	4.4	5.3
Transportation and warehousing of goods.....	ID5	22222	2.453	39.4	1.5	10.3	-1.5	-0.3	3.6
Services less trade, transportation, and warehousing.....	ID5	2221	36.853	5.3	-0.2	0.7	-0.1	0.7	0.7
Construction.....	ID5	223	1.738	10.1	1.9	1.4	0.5	0.6	0.3
Stage 1 Intermediate Demand									
Stage 1 intermediate demand.....	ID5	1	100.000	17.5	0.8	0.1	1.1	1.2	0.1
Inputs to stage 1 goods producers.....	ID5	11	32.075	29.7	2.1	0.0	1.6	1.8	0.1
Goods.....	ID5	111	22.378	37.0	1.9	0.2	2.2	3.0	-0.2
Foods.....	ID5	1111	2.960	26.1	3.9	-3.8	-3.1	2.6	1.2
Energy.....	ID5	1112	3.186	37.8	-1.4	2.2	8.8	8.0	-3.6
Goods excluding foods and energy.....	ID5	1113	16.232	38.8	2.1	0.6	2.0	2.1	0.3
Services.....	ID5	112	9.696	13.2	2.7	-0.7	0.1	-1.5	0.8
Trade services.....	ID5	1123	6.079	17.0	4.1	-1.1	0.0	-2.6	1.0
Transportation and warehousing services.....	ID5	1122	0.505	13.7	0.2	-0.4	1.8	0.6	3.0
Transportation of passengers.....	ID5	11221	0.082	20.9	1.4	-8.5	-2.1	4.5	5.3
Transportation and warehousing of goods.....	ID5	11222	0.423	12.3	-0.1	1.5	2.6	-0.1	2.6
Services less trade, transportation, and warehousing.....	ID5	1121	3.112	5.6	0.2	0.3	0.1	0.6	0.1
Construction.....	ID5	113	0.001	10.1	1.9	1.4	0.5	0.6	0.3
Inputs to stage 1 services producers.....	ID5	12	55.036	10.6	0.3	0.2	0.7	1.1	0.1
Goods.....	ID5	121	17.049	19.0	0.4	1.1	3.2	1.4	-0.6
Foods.....	ID5	1211	0.055	9.4	0.4	1.9	0.9	1.9	0.4
Energy.....	ID5	1212	5.079	34.1	-0.9	1.6	7.4	1.6	-3.5
Goods excluding foods and energy.....	ID5	1213	11.915	12.5	1.0	0.8	1.1	1.2	0.9
Services.....	ID5	122	37.982	6.8	0.3	-0.2	-0.5	1.0	0.5
Trade services.....	ID5	1223	3.936	13.7	2.8	-1.6	0.4	0.5	1.0
Transportation and warehousing services.....	ID5	1222	3.705	14.5	0.8	-0.6	0.4	2.0	2.0
Transportation of passengers.....	ID5	12221	1.061	20.8	1.4	-8.5	-2.1	4.5	5.3
Transportation and warehousing of goods.....	ID5	12222	2.644	12.0	0.5	3.0	1.4	1.0	0.6
Services less trade, transportation, and warehousing.....	ID5	1221	30.341	4.9	-0.2	0.1	-0.7	1.0	0.3
Construction.....	ID5	123	0.005	10.1	1.9	1.4	0.5	0.6	0.3
Inputs to stage 1 construction producers.....	ID5	13	12.890	17.3	-0.9	0.0	1.5	-0.3	0.2
Goods.....	ID5	131	8.268	20.4	0.2	0.7	2.3	0.9	0.2
Energy.....	ID5	1312	0.641	51.9	-1.5	2.2	11.4	-1.3	-4.8
Goods excluding foods and energy.....	ID5	1313	7.627	17.7	0.4	0.6	1.3	1.2	0.8
Services.....	ID5	132	4.622	11.8	-2.7	-1.3	-0.1	-2.7	0.2
Trade services.....	ID5	1323	3.948	11.0	-3.3	-1.7	-0.4	-3.6	0.2
Transportation and warehousing services.....	ID5	1322	0.610	17.5	0.8	1.3	2.1	2.5	0.6
Transportation and warehousing of goods.....	ID5	13222	0.610	17.5	0.8	1.3	2.1	2.5	0.6
Services less trade, transportation, and warehousing.....	ID5	1321	0.064	2.8	0.1	0.1	0.6	0.1	0.0
Special Groupings of Intermediate Demand by Production Flow									
Total goods inputs to stage 4 intermediate demand.....	ID5	9411	45.609	17.5	0.9	0.7	1.3	1.5	0.4
Total services inputs to stage 4 intermediate demand.....	ID5	9412	54.301	8.3	0.5	0.1	0.1	0.5	0.7
Total construction inputs to stage 4 intermediate demand.....	ID5	9413	0.089	10.1	1.9	1.4	0.5	0.6	0.3
Total foods inputs to stage 4 intermediate demand.....	ID5	9414	5.256	18.1	3.1	0.0	-1.2	1.5	-0.3
Total energy goods inputs to stage 4 intermediate demand.....	ID5	9415	4.359	23.8	-0.2	1.4	4.2	3.7	-2.3
Total goods less foods and energy inputs to stage 4 intermediate demand.....	ID5	9416	35.994	16.6	0.7	0.7	1.3	1.2	0.9

See footnotes at end of table.

Table 1. Producer price index percentage changes and weights for Final Demand-Intermediate Demand groupings, seasonally adjusted — Continued
 [December 2021]

Grouping	Commodity code		Relative Importance Dec. 2020 ¹	Unadjusted 12-month percent change ² Dec. 2020 to Dec. 2021 ^p	Seasonally adjusted 1-month percent change ²				
	Group code	Item code			July to Aug.	Aug. to Sept. ^p	Sept. to Oct. ^p	Oct. to Nov. ^p	Nov. to Dec. ^p
Total goods inputs to stage 3 intermediate demand.....	ID5	9311	46.785	32.5	1.9	1.2	1.8	1.3	0.0
Total services inputs to stage 3 intermediate demand.....	ID5	9312	52.221	9.3	0.3	1.0	0.2	0.1	0.8
Total construction inputs to stage 3 intermediate demand.....	ID5	9313	0.995	10.1	1.9	1.4	0.5	0.6	0.3
Total foods inputs to stage 3 intermediate demand.....	ID5	9314	11.904	26.0	3.7	0.9	-3.2	0.6	3.7
Total energy goods inputs to stage 3 intermediate demand.....	ID5	9315	6.184	47.0	-1.1	2.5	9.4	2.5	-5.2
Total goods less foods and energy inputs to stage 3 intermediate demand.....	ID5	9316	28.697	32.2	1.8	1.0	2.0	1.3	0.1
Total goods inputs to stage 2 intermediate demand.....	ID5	9211	42.467	38.8	0.9	3.5	7.9	1.5	-5.8
Total services inputs to stage 2 intermediate demand.....	ID5	9212	55.273	8.2	0.5	0.9	-0.1	0.5	1.3
Total construction inputs to stage 2 intermediate demand.....	ID5	9213	2.258	10.1	1.9	1.4	0.5	0.6	0.3
Total foods inputs to stage 2 intermediate demand.....	ID5	9214	3.434	12.9	0.8	-0.7	-3.3	-0.8	0.5
Total energy goods inputs to stage 2 intermediate demand.....	ID5	9215	14.922	65.8	0.3	8.2	17.9	1.5	-13.2
Total goods less foods and energy inputs to stage 2 intermediate demand.....	ID5	9216	24.111	25.5	1.4	0.4	1.4	1.8	0.3
Total goods inputs to stage 1 intermediate demand.....	ID5	9111	47.695	27.9	1.1	0.6	2.5	2.1	-0.3
Total services inputs to stage 1 intermediate demand.....	ID5	9112	52.300	8.4	0.5	-0.4	-0.3	0.2	0.6
Total construction inputs to stage 1 intermediate demand.....	ID5	9117	0.006	10.1	1.9	1.4	0.5	0.6	0.3
Total foods inputs to stage 1 intermediate demand.....	ID5	9114	3.015	25.7	3.8	-3.7	-3.0	2.6	1.2
Total energy goods inputs to stage 1 intermediate demand.....	ID5	9115	8.906	36.8	-1.1	1.8	8.2	3.5	-3.6
Total goods less foods and energy inputs to stage 1 intermediate demand.....	ID5	9116	35.774	25.5	1.4	0.7	1.6	1.7	0.6

¹ Comprehensive relative importance figures are initially computed after the publication of December indexes and are recalculated after final December indexes are available. Individual items and subtotals may not add exactly to totals because of rounding differences.

² All indexes are subject to revision for 4 months after their originally scheduled publication to incorporate late reports and corrections by survey respondents. In addition, seasonally adjusted indexes are subject to change for up to 5 years due to the recalculation of seasonal factors published each January.

³ PPI defines Total finished as including only the personal consumption and private capital investment portions of final demand.

⁴ Trade indexes measure changes in margins received by wholesalers and retailers.

⁵ The PPI definition of foods does not include food and beverages for immediate consumption. PPI defines food and beverages for immediate consumption as the service of preparing meals, snacks, and beverages to customer order for immediate on-premises and off-premises consumption.

⁶ Distributive services include transportation, warehousing, and trade of goods.

⁷ Includes intermediate trade, transportation, and warehousing services.

⁸ Includes crude petroleum.

⁹ Excludes crude petroleum.

p Preliminary

"-" Data not available.

Table 2. Producer price index percentage changes for selected commodity groupings by Final Demand-Intermediate Demand category, seasonally adjusted
[December 2021]

Grouping	Commodity code		Unadjusted 12-month percent change ¹ Dec. 2020 to Dec. 2021 ^P	Seasonally adjusted 1-month percent change ¹				
	Group code	Item code		July to Aug.	Aug. to Sept. ^P	Sept. to Oct. ^P	Oct. to Nov. ^P	Nov. to Dec. ^P
Final Demand								
Final demand.....	FD	4	9.7	0.9	0.4	0.6	1.0	0.2
Final demand goods.....	FD	41	13.4	0.9	1.1	1.3	1.1	-0.4
Final demand foods.....	FD	411	12.9	2.3	2.1	-0.3	1.3	-0.6
Fresh fruits and melons ²	01	11	16.8	-0.3	-0.3	0.1	20.1	-5.5
Fresh and dry vegetables ²	01	13	20.4	13.2	19.8	17.2	11.5	-14.7
Grains.....	01	2	43.6	6.5	-9.7	-4.7	6.1	4.1
Eggs for fresh use ²	01	7107	81.9	-0.5	21.2	-12.1	-5.5	46.9
Oilseeds.....	01	8301	8.0	2.7	-3.1	-6.5	-1.8	1.4
Bakery products ²	02	11	4.9	0.3	1.1	0.2	1.2	0.5
Milled rice ²	02	13	6.9	1.4	1.3	0.9	0.7	0.3
Pasta products ²	02	1402	10.5	1.6	0.5	0.5	1.9	4.5
Beef and veal.....	02	2101	28.9	9.5	8.4	-12.4	1.6	-8.6
Pork.....	02	2104	12.3	3.1	-0.2	-1.6	-1.8	-2.1
Processed young chickens.....	02	2203	29.3	3.0	6.7	-1.5	-0.6	0.9
Processed turkeys.....	02	2206	44.6	4.5	1.1	-0.6	1.8	1.7
Finfish and shellfish.....	02	23	30.0	8.6	-0.4	5.4	1.5	0.7
Dairy products.....	02	3	7.0	-1.4	0.1	1.1	0.9	2.7
Processed fruits and vegetables ²	02	4	4.7	0.7	1.1	0.9	-0.1	0.7
Confectionery end products ²	02	55	5.4	0.9	0.8	0.6	1.1	0.1
Soft drinks ²	02	62	7.6	0.6	3.1	1.1	0.3	0.2
Roasted coffee ²	02	6301	2.6	-0.3	0.4	0.2	0.4	0.2
Shortening and cooking oils ²	02	78	34.4	0.6	-0.7	4.2	0.9	-4.2
Frozen specialty food ²	02	85	3.2	2.3	-0.5	0.3	0.3	0.5
Final demand energy.....	FD	412	31.4	0.6	2.1	5.5	2.0	-3.3
Liquefied petroleum gas ²	05	32	89.0	2.3	15.0	14.6	-5.8	-19.4
Residential electric power.....	05	41	6.3	1.1	0.0	0.6	0.0	1.2
Residential natural gas.....	05	51	25.3	5.0	2.1	3.6	1.7	-1.4
Gasoline.....	05	71	65.8	0.1	3.1	7.7	6.0	-6.1
Home heating oil and distillates.....	05	7302	52.2	-4.2	4.0	13.1	-3.9	-2.7
No. 2 diesel fuel.....	05	7303	54.9	-1.0	1.8	14.2	-1.5	-5.9
Final demand goods less foods and energy.....	FD	413	9.4	0.6	0.5	0.6	0.8	0.5
Alcoholic beverages.....	02	61	2.3	0.4	-0.2	0.9	0.0	0.6
Pet food ²	02	9402	7.6	1.4	0.2	0.1	0.2	0.5
Women's, girls', and infants' apparel ²	03	8106	2.0	0.1	0.0	0.5	0.7	0.0
Men's and boys' apparel ²	03	8107	2.4	0.5	0.4	0.0	0.2	0.2
Textile housefurnishings ²	03	82	3.9	2.9	-0.1	1.1	0.5	0.0
Footwear.....	04	3	6.0	0.2	0.1	0.3	2.6	0.5
Industrial chemicals.....	06	1	41.7	3.6	-1.1	1.6	2.1	0.3
Pharmaceutical preparations.....	06	38	1.3	0.3	0.3	0.3	0.2	0.3
Soaps and detergents ²	06	71	6.1	1.4	0.3	0.4	0.7	0.2
Cleaning and polishing products ²	06	72	4.3	0.3	0.5	0.1	1.4	0.3
Cosmetics and other toiletries ²	06	75	1.8	0.1	0.2	0.2	0.0	0.5
Tires ²	07	1201	8.1	0.4	0.3	0.1	0.9	0.4
Consumer, institutional, and commercial products, n.e.c. ²	07	2B	25.3	1.2	2.7	0.9	3.4	3.3
Sanitary paper products ²	09	1501	3.4	0.5	1.4	-0.2	0.8	-0.4
Iron and steel scrap ²	10	12	37.6	-1.7	-4.5	-0.4	9.6	-2.7
Agricultural machinery and equipment.....	11	1	14.5	1.7	1.6	1.6	0.9	2.5
Construction machinery and equipment ²	11	2	10.1	0.5	0.4	3.0	0.4	0.9
Metal cutting machine tools ²	11	37	4.9	0.3	0.1	0.7	0.0	1.3
Metal forming machine tools.....	11	38	3.0	0.1	0.4	-0.1	0.4	0.6
Tools, dies, jigs, fixtures, and industrial molds ²	11	39	6.1	0.5	0.1	1.3	0.5	0.3
Pumps, compressors, and equipment.....	11	41	7.7	0.3	1.1	0.3	0.4	0.5
Industrial material handling equipment ²	11	44	14.7	1.2	1.6	1.4	1.8	1.5
Electronic computers and computer equipment ²	11	5	3.9	0.5	-0.2	0.6	0.4	0.8
Textile machinery and equipment ²	11	62	1.0	0.4	0.0	0.0	0.0	0.2
Paper industries machinery ²	11	64	5.6	0.7	0.7	0.1	0.8	1.0
Printing trades machinery and equipment ²	11	65	6.8	1.7	-0.1	0.1	0.8	3.0
Transformers and power regulators ²	11	74	36.4	0.1	3.1	3.0	5.5	2.5
Communication and related equipment.....	11	76	3.6	0.2	1.9	0.8	0.1	0.2
Electronic components and accessories.....	11	78	1.9	0.4	0.1	0.0	0.4	0.3
X-ray and electromedical equipment ²	11	7905	0.1	0.0	0.0	0.0	0.0	0.0
Oil field and gas field machinery ²	11	91	3.0	0.2	0.0	0.6	0.3	0.0
Mining machinery and equipment ²	11	92	14.3	0.8	0.2	0.2	5.8	0.1
Office and store machines and equipment ²	11	93	2.5	0.0	0.0	0.0	0.0	1.5

See footnotes at end of table.

Table 2. Producer price index percentage changes for selected commodity groupings by Final Demand-Intermediate Demand category, seasonally adjusted — Continued
 [December 2021]

Grouping	Commodity code		Unadjusted 12-month percent change ¹	Seasonally adjusted 1-month percent change ¹				
	Group code	Item code		Dec. 2020 to Dec. 2021 ^P	July to Aug.	Aug. to Sept. ^P	Sept. to Oct. ^P	Oct. to Nov. ^P
Household furniture ²	12	1	13.6	0.6	1.8	0.5	1.2	1.0
Commercial furniture ²	12	2	12.5	-0.4	1.7	0.4	0.7	0.7
Floor coverings ²	12	3	7.4	1.7	0.7	1.5	1.2	0.0
Household appliances ²	12	4	7.1	0.7	1.3	0.6	0.3	2.1
Home electronic equipment ²	12	5	8.8	2.9	0.0	1.0	1.1	0.1
Lawn and garden equipment excl. garden tractors ²	12	66	5.0	0.2	0.2	0.4	1.2	0.0
Passenger cars.....	14	1101	2.2	0.6	-0.2	-0.9	0.3	-0.1
Light motor trucks.....	14	1105	3.7	0.2	0.4	-1.7	-0.2	0.5
Heavy motor trucks.....	14	1106	1.5	0.2	0.1	0.3	0.6	0.1
Motor vehicles parts ²	14	12	5.0	0.5	0.2	0.4	0.6	0.2
Truck trailers ²	14	14	27.1	0.6	0.9	6.9	1.7	4.2
Travel trailers and campers ²	14	16	21.8	1.9	2.7	3.5	2.7	0.6
Aircraft.....	14	21	1.5	0.2	0.1	0.2	0.2	0.3
Ships ²	14	31	4.2	1.1	1.1	0.3	0.1	1.2
Railroad equipment ²	14	4	5.1	0.0	0.1	0.3	3.7	0.0
Toys, games, and children's vehicles ²	15	11	6.0	1.0	0.0	0.1	0.3	0.0
Sporting and athletic goods.....	15	12	13.4	1.8	0.4	0.3	1.4	1.1
Cigarettes ²	15	21	8.4	0.0	1.6	1.2	0.5	0.0
Mobile homes ²	15	5	30.1	0.1	0.0	1.5	0.1	4.5
Medical, surgical & personal aid devices.....	15	6	1.3	0.0	-0.5	0.2	0.1	0.1
Jewelry, platinum and karat gold ²	15	9402	0.8	-1.6	0.4	0.0	1.3	-0.6
Costume jewelry and novelties ²	15	9404	3.1	0.0	0.0	0.0	0.8	0.0
Final demand services.....	FD	42	7.9	0.9	0.1	0.2	0.9	0.5
Final demand trade services ³	FD	423	13.3	2.2	0.1	0.7	1.2	0.8
Machinery and equipment parts and supplies wholesaling ²	57	1102	12.5	-0.1	-1.5	2.0	1.8	2.6
Machinery and vehicle wholesaling ²	57	1103	15.9	2.9	0.1	4.1	2.0	1.4
Professional and commercial equipment wholesaling ²	57	1104	6.5	-1.9	1.9	1.0	1.3	-1.6
Furnishings wholesaling ²	57	2	28.1	5.3	2.3	3.3	-5.8	9.6
Chemicals and allied products wholesaling ²	57	5	6.5	7.9	-3.1	0.6	-2.5	2.1
Paper and plastics products wholesaling ²	57	6	20.2	-0.9	3.4	1.6	3.2	-0.8
Apparel wholesaling ²	57	7	-1.3	3.0	2.7	-2.1	4.7	-1.4
Food and alcohol wholesaling ²	57	8	4.1	1.8	1.7	3.1	-2.8	1.2
Food and alcohol retailing.....	58	1	8.9	1.3	1.1	1.3	1.6	1.7
Health, beauty, and optical goods retailing ²	58	2	2.0	-5.0	-0.1	-0.2	-0.2	-1.8
Apparel, jewelry, footwear, and accessories retailing.....	58	3	16.1	2.3	2.2	-2.8	3.2	0.3
Computer hardware, software, and supplies retailing ²	58	4	-0.3	-2.0	0.9	2.5	-0.9	0.6
TV, video, and photographic equipment and supplies retailing ²	58	5	35.8	9.2	-6.2	-8.5	-8.8	2.4
Automobiles retailing (partial).....	58	6101	127.6	4.8	7.8	7.8	7.9	-3.6
Automotive parts, including tires, retailing ²	58	6102	9.0	-0.2	2.2	1.7	0.6	-0.6
RVs, trailers, and campers retailing ²	58	8	49.5	10.2	-7.5	16.0	-5.0	-0.1
Sporting goods, including boats, retailing ²	58	9	16.8	8.0	-4.6	1.6	1.0	1.0
Lawn, garden, and farm equipment and supplies retailing ²	58	A	15.9	0.9	1.4	3.3	3.8	-0.9
Furniture retailing ²	58	B	15.6	1.6	0.6	0.1	1.9	1.7
Flooring and floor coverings retailing ²	58	C	9.2	0.0	0.9	1.7	1.2	-0.1
Hardware, building materials, and supplies retailing.....	58	D	7.3	-8.6	-3.4	0.0	-6.4	0.4
Major household appliances retailing.....	58	E	-1.6	0.9	1.1	-4.8	1.4	-1.1
Fuels and lubricants retailing.....	58	F	29.7	4.4	4.7	-6.6	7.6	13.0
Cleaning supplies and paper products retailing ²	58	G	30.4	5.1	4.6	-5.2	5.8	-1.7
Book retailing ²	58	H	1.5	0.1	1.1	0.1	0.2	0.3
Final demand transportation and warehousing services.....	FD	422	16.6	0.9	-1.2	0.9	2.7	1.7
Rail transportation of freight and mail ²	30	11	8.1	0.5	0.5	0.8	0.7	0.4
Truck transportation of freight ²	30	12	17.7	0.8	1.3	2.1	2.7	0.4
Air transportation of freight ²	30	14	6.3	0.8	1.7	3.0	1.4	1.6
Courier, messenger, and U.S. postal services.....	30	16	8.4	0.2	2.6	1.2	0.7	0.1
Rail transportation of passengers.....	30	21	2.5	0.2	1.0	-0.9	-0.2	0.0
Airline passenger services.....	30	22	20.9	1.4	-8.5	-2.1	4.5	5.3
Final demand services less trade, transportation, and warehousing.....	FD	421	4.5	0.2	0.3	-0.2	0.6	0.2
Sales of books ²	33	11	6.4	-0.4	0.6	-0.3	0.5	1.2
Sales and subscriptions of periodicals and newspapers.....	33	12	3.0	0.4	0.8	0.0	0.6	0.9
Application software publishing ²	34	2	0.4	-0.5	-0.7	1.4	-0.4	-0.3
Advertising space sales in periodicals, newspapers, directories, and mailing lists ²	36	1	-1.0	0.5	-0.2	0.4	0.7	0.1
Residential wired telecommunication services.....	37	11	1.2	0.4	0.0	-0.3	0.3	-0.1
Wireless telecommunication services.....	37	2	0.3	-0.6	0.0	0.1	0.5	-0.2
Cable and satellite subscriber services.....	37	3	3.4	-2.3	0.5	0.3	0.3	0.2
Internet access services ²	37	4	0.4	0.0	0.0	-0.1	0.0	0.1

See footnotes at end of table.

Table 2. Producer price index percentage changes for selected commodity groupings by Final Demand-Intermediate Demand category, seasonally adjusted — Continued
[December 2021]

Grouping	Commodity code		Unadjusted 12-month percent change ¹	Seasonally adjusted 1-month percent change ¹				
	Group code	Item code		July to Aug.	Aug. to Sept. ^P	Sept. to Oct. ^P	Oct. to Nov. ^P	Nov. to Dec. ^P
Bundled wired telecommunications access services ²	37	5	3.6	4.0	-0.9	1.2	-1.5	0.8
Consumer loans (partial).....	39	12	2.3	-0.7	0.0	-1.2	1.8	1.4
Deposit services (partial) ²	39	2	-3.3	1.3	-0.4	0.7	0.1	-4.3
Other credit intermediation, incl. trust services (partial) ²	39	3	-3.0	-0.6	-0.1	-0.2	-1.7	-0.1
Securities brokerage, dealing, investment advice, and related services ² ...	40	1	7.5	-3.4	-0.2	-6.4	6.1	-0.5
Portfolio management ²	40	2	15.9	0.8	1.2	-1.7	2.8	-0.2
Life insurance ²	41	1101	0.7	0.1	-0.1	0.0	0.0	0.0
Disability insurance, including accidental death ²	41	1102	0.1	0.0	0.0	0.0	0.0	0.0
Health and medical insurance.....	41	1103	1.3	0.2	0.3	0.1	0.3	0.2
Property and casualty insurance ²	41	1104	-0.9	0.0	0.1	-0.1	0.0	0.2
Annuities ²	41	2	-1.3	-0.3	0.0	0.1	0.1	0.0
Residential property sales and leases, brokerage fees and commissions..	43	21	11.6	1.3	0.9	0.1	0.1	0.2
Passenger car rental.....	44	1	33.7	-3.7	-4.7	4.8	0.7	-2.3
Legal services.....	45	1	3.9	-0.1	0.4	0.5	0.3	0.5
Tax preparation and planning.....	45	2102	-2.0	1.1	0.9	0.2	-0.7	0.1
Architectural and engineering services ²	45	3	2.2	0.0	0.0	0.5	0.1	-0.1
Management, scientific, and technical consulting services.....	45	4	16.2	0.0	-0.1	1.1	-0.2	0.1
Arrangement of flights (partial).....	47	1	-9.1	0.2	1.3	-0.7	0.1	0.1
Arrangement of vehicle rentals and lodging ²	47	2	19.0	-0.1	-1.4	-5.0	0.7	1.0
Arrangement of cruises and tours ²	47	3	6.2	-0.7	3.7	-3.5	-3.6	-6.7
Physician care.....	51	1101	4.5	0.0	0.4	0.1	0.4	0.4
Medical laboratory and diagnostic imaging care ²	51	1102	-0.3	0.0	0.1	-0.1	0.0	0.0
Home health and hospice care ²	51	1103	1.7	0.0	0.0	0.6	0.0	0.0
Hospital outpatient care ²	51	1104	3.3	0.1	0.0	0.3	0.0	0.0
Dental care.....	51	1105	1.6	0.3	0.2	0.0	0.0	0.1
Hospital inpatient care.....	51	2101	2.9	0.5	0.9	-0.5	0.1	0.4
Nursing home care.....	51	2102	0.8	0.3	0.1	-0.1	0.3	0.2
Traveler accommodation services.....	53	11	19.3	1.1	-1.5	-0.8	4.5	2.3
Food and beverages for immediate consumption services (partial) ²	54	1	7.6	1.0	0.1	-0.1	0.2	0.7
Motor vehicle repair and maintenance (partial).....	55	2	2.6	0.4	0.5	0.2	0.5	0.1
Membership dues and admissions and recreation facility use fees (partial) ²	56	1	4.4	0.2	-0.4	1.4	0.9	1.2
Recreational activity instruction fees (partial) ²	56	2	-1.6	0.0	0.0	0.0	0.0	0.0
Gaming receipts (partial) ²	56	3	1.3	-1.9	0.4	1.3	3.5	-5.1
Mining services ²	60	1	7.3	0.9	0.4	1.0	-0.1	0.5
Final demand construction.....	FD	43	12.4	0.4	0.2	6.0	0.3	0.3
New warehouse building construction ²	80	1101	20.5	0.1	0.0	13.0	-0.3	0.2
New school building construction ²	80	1102	9.6	0.1	0.1	5.7	0.1	0.0
New office building construction ²	80	1103	13.1	0.3	0.1	5.6	0.3	0.7
New industrial building construction ²	80	1104	13.7	0.4	0.2	7.7	0.5	0.5
New health care building construction ²	80	1105	10.9	0.2	0.3	4.9	0.5	0.1
Intermediate Demand by Commodity Type								
Processed goods for intermediate demand.....	ID6	1	24.4	0.9	1.1	2.4	1.6	-0.3
Processed foods and feeds.....	ID6	9112	13.4	1.5	1.6	-1.0	0.0	-0.5
Meats.....	02	21	20.6	6.4	4.6	-6.4	0.0	-5.1
Processed poultry.....	02	22	26.2	2.2	4.5	-0.4	-1.7	2.3
Dairy products.....	02	3	7.0	-1.4	0.1	1.1	0.9	2.7
Processed fruits and vegetables ²	02	4	4.7	0.7	1.1	0.9	-0.1	0.7
Refined sugar and byproducts ²	02	53	5.6	1.0	0.3	0.3	0.3	2.0
Fats and oils ²	02	7	41.4	0.4	0.3	2.3	1.9	-2.4
Prepared animal feeds.....	02	9	9.2	0.1	1.3	-2.1	-0.2	-0.7
Processed materials less foods and feeds.....	ID6	9111	25.4	0.8	1.1	2.8	1.7	-0.3
Synthetic fibers ²	03	1	23.2	0.8	1.1	1.7	0.3	-0.3
Processed yarns and threads ²	03	2	28.8	1.8	1.7	3.7	3.4	0.4
Finished fabrics ²	03	4	14.2	0.7	1.4	1.5	0.6	0.8
Liquefied petroleum gas ²	05	32	89.0	2.3	15.0	14.6	-5.8	-19.4
Commercial electric power.....	05	42	7.3	0.1	1.2	-0.7	2.7	-0.2
Industrial electric power.....	05	43	8.4	0.7	-0.4	2.4	1.1	-0.6
Commercial natural gas.....	05	52	31.6	2.2	3.6	6.9	1.3	-2.6
Industrial natural gas.....	05	53	49.0	7.0	1.5	11.3	1.9	-3.5
Natural gas to electric utilities.....	05	54	58.5	-2.2	4.0	18.9	26.1	-10.4
Gasoline.....	05	71	65.8	0.1	3.1	7.7	6.0	-6.1
Jet fuel ²	05	7203	52.0	-1.3	3.4	12.4	3.8	-11.1
No. 2 diesel fuel.....	05	7303	54.9	-1.0	1.8	14.2	-1.5	-5.9
Residual fuels ²	05	74	77.0	-8.9	-1.5	9.4	4.3	-0.9

See footnotes at end of table.

Table 2. Producer price index percentage changes for selected commodity groupings by Final Demand-Intermediate Demand category, seasonally adjusted — Continued
 [December 2021]

Grouping	Commodity code		Unadjusted 12-month percent change ¹	Seasonally adjusted 1-month percent change ¹				
	Group code	Item code		Dec. 2020 to Dec. 2021 ^P	July to Aug.	Aug. to Sept. ^P	Sept. to Oct. ^P	Oct. to Nov. ^P
Finished lubricants ²	05	76	14.6	1.4	0.2	3.4	0.0	0.2
Lubricating oil base stocks ²	05	78	69.1	-3.4	6.8	0.6	-5.3	-3.9
Asphalt.....	05	8102	69.5	0.4	3.4	0.6	15.9	-0.8
Basic inorganic chemicals ²	06	13	12.6	1.5	0.6	0.5	1.1	0.9
Basic organic chemicals.....	06	14	47.0	3.9	-1.4	1.8	2.2	0.2
Prepared paint ²	06	21	15.6	1.3	1.7	1.1	0.8	0.9
Paint materials ²	06	22	8.6	0.1	-2.7	1.0	4.1	0.0
Medicinal and botanical chemicals ²	06	31	0.3	0.0	0.1	0.0	-0.1	0.4
Biological products, including diagnostics.....	06	37	10.2	0.0	0.2	0.7	0.0	4.3
Fats and oils, inedible ²	06	4	49.4	0.4	-6.1	-0.4	0.3	-6.7
Nitrogenates.....	06	5201	107.1	0.6	2.7	12.3	9.4	12.8
Phosphates.....	06	5202	91.7	2.2	2.6	2.4	4.9	3.8
Other agricultural chemicals ²	06	53	6.0	1.7	0.9	0.6	0.1	0.1
Plastic resins and materials.....	06	6	36.7	1.8	-0.5	-0.5	-0.3	-1.1
Industrial gases ²	06	7903	15.8	2.0	-0.5	-2.0	12.3	2.1
Adhesives and sealants ²	06	7904	11.4	0.4	2.1	0.6	0.6	1.9
Synthetic rubber ²	07	1102	19.7	6.0	2.5	0.3	-1.5	-3.2
Tires ²	07	1201	8.1	0.4	0.3	0.1	0.9	0.4
Plastic construction products ²	07	21	34.0	2.7	1.2	2.9	1.4	1.3
Unsupported plastic film, sheet, other shapes ²	07	22	26.3	1.3	2.1	2.8	1.7	1.5
Parts for manufacturing from plastics ²	07	26	16.0	0.5	1.8	1.2	0.7	2.7
Plastic packaging products ²	07	2A	25.7	2.0	1.0	2.1	1.6	-0.1
Softwood lumber.....	08	11	12.6	-22.9	-3.9	8.6	6.9	24.4
Hardwood lumber ²	08	12	35.0	0.3	0.4	1.8	-0.4	0.5
Millwork.....	08	2	17.1	0.0	0.5	0.0	0.6	1.7
Plywood ²	08	3	13.3	-23.4	-20.2	4.4	4.1	1.7
Paper ²	09	13	17.6	1.6	0.9	0.8	1.9	0.6
Paperboard ²	09	14	23.8	1.9	1.2	3.9	0.3	0.9
Paper boxes and containers ²	09	1503	15.3	0.8	1.4	3.2	1.1	0.3
Building paper and board ²	09	2	16.4	-30.5	-5.8	2.8	2.3	0.4
Commercial printing ²	09	47	10.0	0.3	0.6	0.6	3.9	0.8
Foundry and forge shop products ²	10	15	12.5	1.3	0.2	1.3	0.5	1.2
Steel mill products ²	10	17	127.2	5.0	4.9	4.0	2.7	0.2
Primary nonferrous metals ²	10	22	28.0	1.7	2.7	5.4	-3.9	2.1
Secondary nonferrous metals ²	10	24	10.8	0.5	-1.2	0.2	1.0	-0.6
Aluminum mill shapes ²	10	2501	29.8	3.9	2.6	4.1	2.2	-4.9
Copper and brass mill shapes ²	10	2502	23.4	1.1	-0.7	0.1	1.5	-3.3
Nonferrous wire and cable ²	10	26	29.2	1.7	0.4	3.1	1.6	-0.8
Nonferrous foundry shop products.....	10	28	13.1	1.7	0.5	0.5	1.3	0.8
Metal containers ²	10	3	21.6	1.4	0.3	2.7	1.1	2.8
Hardware ²	10	4	17.4	0.7	1.0	5.0	1.7	0.4
Plumbing fixtures and brass fittings.....	10	5	5.4	0.7	-0.4	0.7	0.3	2.1
Heating equipment ²	10	6	21.6	3.8	0.3	1.0	0.5	4.9
Fabricated structural metal products.....	10	7	42.4	3.5	2.6	2.4	2.7	0.8
Bolts, nuts, screws, rivets, and washers ²	10	81	16.6	3.3	0.5	1.3	0.1	1.1
Lighting fixtures ²	10	83	7.9	0.6	0.9	0.5	0.2	0.8
Fabricated ferrous wire products ²	10	88	29.7	2.9	4.5	1.4	1.1	1.2
Other miscellaneous metal products ²	10	89	13.0	1.4	0.8	1.6	0.8	1.3
Fluid power equipment.....	11	43	8.5	1.0	0.3	1.7	0.3	1.0
Mechanical power transmission equipment ²	11	45	8.1	1.1	0.7	0.5	0.6	0.3
Air conditioning and refrigeration equipment.....	11	48	14.8	1.3	2.0	2.2	0.9	1.1
Metal valves, except fluid power.....	11	4902	5.4	0.8	0.2	0.8	0.6	0.2
Ball and roller bearings ²	11	4905	6.4	0.6	0.4	0.0	1.0	-0.9
Wiring devices ²	11	71	27.1	1.9	2.1	1.6	1.9	2.1
Motors, generators, motor generator sets ²	11	73	12.0	-0.1	2.5	2.8	3.1	0.3
Switchgear, switchboard, and industrial controls equip. ²	11	75	9.6	0.6	2.5	0.1	0.3	2.0
Electronic components and accessories.....	11	78	1.9	0.4	0.1	0.0	0.4	0.3
Internal combustion engines ²	11	94	2.0	0.3	0.1	0.9	0.0	0.0
Machine shop products ²	11	95	4.9	1.5	0.3	0.9	0.0	1.1
Flat glass ²	13	11	7.3	0.2	0.5	1.4	0.4	1.1
Cement.....	13	22	4.2	1.0	0.3	0.3	-0.3	0.3
Concrete products.....	13	3	8.5	1.4	0.4	0.5	1.0	0.7
Asphalt felts and coatings ²	13	6	11.8	3.3	0.6	-0.1	2.9	-4.2
Paving mixtures and blocks.....	13	94	8.3	-0.2	0.2	0.9	0.6	1.7
Motor vehicle parts ²	14	12	5.0	0.5	0.2	0.4	0.6	0.2
Aircraft engines and engine parts.....	14	23	1.8	-0.2	0.0	0.0	0.0	0.7

See footnotes at end of table.

Table 2. Producer price index percentage changes for selected commodity groupings by Final Demand-Intermediate Demand category, seasonally adjusted — Continued
 [December 2021]

Grouping	Commodity code		Unadjusted 12-month percent change ¹	Seasonally adjusted 1-month percent change ¹				
	Group code	Item code		Dec. 2020 to Dec. 2021 ^P	July to Aug.	Aug. to Sept. ^P	Sept. to Oct. ^P	Oct. to Nov. ^P
Aircraft parts and auxiliary equipment, n.e.c.....	14	25	1.6	0.1	0.2	0.8	0.0	0.0
Medical, surgical, and personal aid devices.....	15	6	1.3	0.0	-0.5	0.2	0.1	0.1
Unprocessed goods for intermediate demand.....	ID6	2	38.0	1.9	2.7	5.8	2.1	-5.6
Unprocessed foodstuffs and feedstuffs.....	ID6	21	25.9	4.4	0.9	-3.1	1.4	2.8
Wheat ²	01	21	58.6	14.3	-0.7	2.9	6.6	3.1
Corn.....	01	2202	41.3	4.9	-12.8	-7.6	6.1	4.5
Slaughter cattle.....	01	31	24.8	2.2	0.7	-1.7	1.5	2.4
Slaughter hogs.....	01	32	15.1	1.3	7.2	-14.9	-3.7	-1.5
Slaughter chickens.....	01	4102	63.2	13.0	8.0	-5.1	-6.2	21.1
Slaughter turkeys.....	01	42	17.6	3.8	5.7	-3.7	-6.7	3.3
Raw milk.....	01	6	3.6	-1.6	1.1	5.2	3.8	-6.4
Alfalfa hay ²	01	81	32.8	13.3	6.5	-4.2	1.4	-0.4
Oilseeds.....	01	8301	8.0	2.7	-3.1	-6.5	-1.8	1.4
Raw cane sugar and byproducts ²	02	5201	7.9	1.1	-0.1	5.0	0.7	1.5
Unprocessed nonfood materials.....	ID6	22	45.7	0.6	3.7	10.4	2.4	-9.2
Raw cotton ²	01	51	48.6	4.8	2.6	13.8	12.9	-9.3
Hides and skins.....	04	1	-12.3	8.0	-3.9	-14.6	-18.1	-9.2
Coal.....	05	1	1.5	-0.2	1.4	0.3	-0.6	-0.9
Natural gas ²	05	31	97.6	9.8	13.1	25.7	1.8	-12.0
Crude petroleum ²	05	61	53.7	-7.2	4.5	13.9	1.9	-16.4
Logs, bolts, timber, pulpwood, and woodchips ²	08	5	7.1	0.6	-0.7	-0.4	-0.5	0.6
Recyclable paper ²	09	12	85.1	14.2	4.8	6.3	-2.0	-7.2
Iron ores.....	10	11	23.4	2.2	2.9	0.5	0.1	0.0
Iron and steel scrap ²	10	12	37.6	-1.7	-4.5	-0.4	9.6	-2.7
Nonferrous metal ores ²	10	21	8.4	0.5	6.5	-6.5	3.6	-4.3
Copper base scrap ²	10	2301	24.5	-0.3	-0.2	2.9	0.2	-0.6
Aluminum base scrap.....	10	2302	52.1	6.0	-0.6	0.8	1.1	-1.1
Construction sand, gravel, and crushed stone.....	13	21	4.0	0.6	0.4	0.0	0.9	-0.1
Services for intermediate demand.....	ID6	3	8.0	0.4	0.4	0.0	0.3	0.8
Trade services for intermediate demand ³	ID6	33	13.4	2.0	-1.2	0.5	-1.0	1.4
Machinery and equipment parts and supplies wholesaling ²	57	1102	12.5	-0.1	-1.5	2.0	1.8	2.6
Building materials, paint, and hardware wholesaling.....	57	3	24.0	6.7	1.4	5.0	-2.7	-1.3
Metals, minerals, and ores wholesaling ²	57	4	34.2	1.5	-0.6	-4.5	-7.0	0.7
Chemicals and allied products wholesaling ²	57	5	6.5	7.9	-3.1	0.6	-2.5	2.1
Paper and plastics products wholesaling ²	57	6	20.2	-0.9	3.4	1.6	3.2	-0.8
Food wholesaling ²	57	8101	3.5	2.1	1.8	3.9	-3.9	1.2
Automotive parts, including tires, retailing ²	58	6102	9.0	-0.2	2.2	1.7	0.6	-0.6
Hardware, building material, and supplies retailing.....	58	D	7.3	-8.6	-3.4	0.0	-6.4	0.4
Transportation and warehousing services for intermediate demand.....	ID6	32	16.0	0.8	2.5	0.5	0.9	1.6
Rail transportation of freight and mail ²	30	11	8.1	0.5	0.5	0.8	0.7	0.4
Truck transportation of freight ²	30	12	17.7	0.8	1.3	2.1	2.7	0.4
Water transportation of freight ²	30	13	17.9	-0.5	1.7	2.9	-0.9	3.5
Air transportation of freight ²	30	14	6.3	0.8	1.7	3.0	1.4	1.6
Pipeline transportation of petroleum products.....	30	1501	1.9	0.1	0.0	0.3	0.3	0.3
U.S. Postal Service.....	30	1601	8.3	0.1	5.6	1.3	0.1	0.3
Courier and messenger services, except air mail.....	30	1602	7.7	0.2	0.5	1.0	1.0	0.3
Air mail and package delivery services, excluding by USPS.....	30	1603	10.3	0.4	0.2	1.6	1.7	-0.7
Transportation of passengers (partial).....	30	2	20.5	1.4	-8.4	-2.1	4.4	5.2
Services related to water transportation.....	31	1	4.6	0.8	-0.4	0.5	-0.1	0.8
Arrangement of freight and cargo ²	31	31	88.7	3.0	21.8	-2.3	-1.4	6.4
Warehousing, storage, and related services ²	32	1	11.2	2.4	1.3	2.0	-1.6	3.8
Services less trade, transportation, and warehousing for intermediate demand.....	ID6	31	4.8	-0.2	0.5	-0.3	0.7	0.4
Network compensation from broadcast TV, cable TV, radio ²	35	-	3.5	-0.2	-0.4	0.0	0.0	0.0
Advertising space sales in periodicals and newspapers ²	36	11	-1.2	0.6	-0.3	0.5	0.9	0.1
Advertising space sales in directories and mail lists ²	36	12	0.1	0.0	0.0	0.0	0.0	0.0
Television advertising time sales.....	36	2	-6.0	-8.0	3.0	-2.0	5.1	4.6
Radio advertising time sales.....	36	3	18.6	2.4	2.3	-3.8	9.5	-2.9
Internet advertising space sales, excluding Internet ads sold by print publishers ²	36	5	5.6	-1.2	-0.2	-1.0	-1.0	0.9
Business wired telecommunication services ²	37	12	-2.0	-0.1	0.1	0.0	0.1	0.0
Wireless telecommunication services.....	37	2	0.3	-0.6	0.0	0.1	0.5	-0.2
Cable and satellite subscriber services.....	37	3	3.4	-2.3	0.5	0.3	0.3	0.2
Bundled wired telecommunication access services ²	37	5	3.6	4.0	-0.9	1.2	-1.5	0.8
Data processing and related services ²	38	1	0.8	0.0	-0.2	0.2	0.0	0.0
Business loans (partial).....	39	11	14.2	-2.7	4.8	0.9	0.4	3.4

See footnotes at end of table.

Table 2. Producer price index percentage changes for selected commodity groupings by Final Demand-Intermediate Demand category, seasonally adjusted — Continued
 [December 2021]

Grouping	Commodity code		Unadjusted 12-month percent change ¹	Seasonally adjusted 1-month percent change ¹				
	Group code	Item code		July to Aug.	Aug. to Sept. ^P	Sept. to Oct. ^P	Oct. to Nov. ^P	Nov. to Dec. ^P
Deposit services (partial) ²	39	2	-3.3	1.3	-0.4	0.7	0.1	-4.3
Other credit intermediation, incl. trust services (partial) ²	39	3	-3.0	-0.6	-0.1	-0.2	-1.7	-0.1
Securities brokerage, dealing, investment advice, and related services ²	40	1	7.5	-3.4	-0.2	-6.4	6.1	-0.5
Portfolio management ²	40	2	15.9	0.8	1.2	-1.7	2.8	-0.2
Investment banking ²	40	3	18.2	1.3	2.5	0.0	0.0	1.0
Life insurance ²	41	1101	0.7	0.1	-0.1	0.0	0.0	0.0
Health and medical insurance.....	41	1103	1.3	0.2	0.3	0.1	0.3	0.2
Property and casualty insurance ²	41	1104	-0.9	0.0	0.1	-0.1	0.0	0.2
Annuities ²	41	2	-1.3	-0.3	0.0	0.1	0.1	0.0
Commissions from sales of insurance ²	42	1	0.6	0.1	0.3	0.1	0.0	0.0
Nonresidential real estate rents ²	43	11	1.9	0.7	0.6	-1.2	0.3	0.9
Nonresidential property sales and leases ²	43	12	8.2	0.4	0.5	1.2	0.1	0.8
Residential property management fees ²	43	22	6.0	0.3	0.2	-0.1	0.2	1.3
Passenger car rental.....	44	1	33.7	-3.7	-4.7	4.8	0.7	-2.3
Truck, utility trailer, and RV rental and leasing ²	44	2	1.4	0.9	0.2	0.5	0.3	-2.3
Construction, mining, and forestry machinery and equipment rental and leasing ²	44	3	1.5	0.0	0.2	0.2	0.0	0.0
Legal services.....	45	1	3.9	-0.1	0.4	0.5	0.3	0.5
Accounting services (partial).....	45	2	2.0	1.0	0.5	-0.5	-0.1	0.0
Architectural and engineering services ²	45	3	2.2	0.0	0.0	0.5	0.1	-0.1
Management, scientific, and technical consulting services.....	45	4	16.2	0.0	-0.1	1.1	-0.2	0.1
Advertising and related services (partial) ²	45	5	-0.7	-0.1	0.0	-0.1	-0.7	0.0
Permanent placement services ²	46	1	3.2	1.8	0.7	-2.0	0.2	1.3
Executive search services ²	46	2	0.6	1.0	-2.5	-0.6	1.4	-0.1
Staffing services.....	46	3	5.2	-0.5	0.2	0.2	0.9	0.8
Security guard services ²	48	1	5.8	1.1	1.0	0.6	0.0	0.5
Janitorial services ²	49	1	5.4	0.0	0.4	0.2	0.3	2.5
Waste collection.....	50	1	4.0	0.0	0.4	0.9	0.3	0.5
Traveler accommodation services.....	53	11	19.3	1.1	-1.5	-0.8	4.5	2.3
Commercial and industrial machinery and equipment repair and maintenance ²	55	1	4.5	0.0	0.0	1.2	0.3	0.0
Aircraft repair and maintenance.....	55	4	4.6	0.1	0.7	0.2	0.2	0.2
Metal treatment services ²	59	1	10.6	0.6	0.5	2.6	0.8	1.2
Construction for intermediate demand.....	ID6	4	10.1	1.9	1.4	0.5	0.6	0.3
Maintenance and repair of non-residential buildings (partial) ²	80	2	10.1	1.9	1.4	0.5	0.6	0.3
Intermediate Demand by Production Flow								
Stage 4 intermediate demand.....	ID5	4	12.4	0.7	0.4	0.6	1.0	0.6
Stage 4 intermediate demand goods.....	ID5	9411	17.5	0.9	0.7	1.3	1.5	0.4
Grains.....	01	2	43.6	6.5	-9.7	-4.7	6.1	4.1
Meats.....	02	21	20.6	6.4	4.6	-6.4	0.0	-5.1
Unprocessed and packaged fish.....	02	23	30.0	8.6	-0.4	5.4	1.5	0.7
Dairy products.....	02	3	7.0	-1.4	0.1	1.1	0.9	2.7
Commercial electric power.....	05	42	7.3	0.1	1.2	-0.7	2.7	-0.2
Industrial electric power.....	05	43	8.4	0.7	-0.4	2.4	1.1	-0.6
Gasoline.....	05	71	65.8	0.1	3.1	7.7	6.0	-6.1
No. 2 diesel fuel.....	05	7303	54.9	-1.0	1.8	14.2	-1.5	-5.9
Basic organic chemicals.....	06	14	47.0	3.9	-1.4	1.8	2.2	0.2
Prepared paint ²	06	21	15.6	1.3	1.7	1.1	0.8	0.9
Medicinal and botanical chemicals ²	06	31	0.3	0.0	0.1	0.0	-0.1	0.4
Biological products, including diagnostics.....	06	37	10.2	0.0	0.2	0.7	0.0	4.3
Pharmaceutical preparations.....	06	38	1.3	0.3	0.3	0.3	0.2	0.3
Plastic construction products ²	07	21	34.0	2.7	1.2	2.9	1.4	1.3
Unsupported plastic film, sheet, and other shapes ²	07	22	26.3	1.3	2.1	2.8	1.7	1.5
Parts for manufacturing from plastics ²	07	26	16.0	0.5	1.8	1.2	0.7	2.7
Plastic packaging products ²	07	2A	25.7	2.0	1.0	2.1	1.6	-0.1
Lumber.....	08	1	18.6	-15.7	-2.3	6.0	4.3	16.1
Millwork.....	08	2	17.1	0.0	0.5	0.0	0.6	1.7
Paper boxes and containers ²	09	1503	15.3	0.8	1.4	3.2	1.1	0.3
Commercial printing ²	09	47	10.0	0.3	0.6	0.6	3.9	0.8
Steel mill products ²	10	17	127.2	5.0	4.9	4.0	2.7	0.2
Nonferrous wire and cable ²	10	26	29.2	1.7	0.4	3.1	1.6	-0.8
Fabricated structural metal products.....	10	7	42.4	3.5	2.6	2.4	2.7	0.8
Other miscellaneous metal products ²	10	89	13.0	1.4	0.8	1.6	0.8	1.3
Air conditioning and refrigeration equipment.....	11	48	14.8	1.3	2.0	2.2	0.9	1.1
Wiring devices ²	11	71	27.1	1.9	2.1	1.6	1.9	2.1

See footnotes at end of table.

Table 2. Producer price index percentage changes for selected commodity groupings by Final Demand-Intermediate Demand category, seasonally adjusted — Continued
 [December 2021]

Grouping	Commodity code		Unadjusted 12-month percent change ¹	Seasonally adjusted 1-month percent change ¹				
	Group code	Item code		July to Aug.	Aug. to Sept. ^P	Sept. to Oct. ^P	Oct. to Nov. ^P	Nov. to Dec. ^P
Electronic components and accessories.....	11	78	1.9	0.4	0.1	0.0	0.4	0.3
Miscellaneous electrical machinery and equipment ²	11	79	2.3	0.5	0.5	0.7	0.2	0.1
Internal combustion engines ²	11	94	2.0	0.3	0.1	0.9	0.0	0.0
Machine shop products ²	11	95	4.9	1.5	0.3	0.9	0.0	1.1
Concrete ingredients and related products.....	13	2	4.1	0.7	0.4	0.1	0.6	0.0
Concrete products.....	13	3	8.5	1.4	0.4	0.5	1.0	0.7
Prepared asphalt, tar roofing and siding products ²	13	61	12.5	3.3	0.7	-0.1	3.2	-4.7
Paving mixtures and blocks.....	13	94	8.3	-0.2	0.2	0.9	0.6	1.7
Motor vehicle parts ²	14	12	5.0	0.5	0.2	0.4	0.6	0.2
Aircraft engines and engine parts.....	14	23	1.8	-0.2	0.0	0.0	0.0	0.7
Aircraft parts and auxiliary equipment, n.e.c.....	14	25	1.6	0.1	0.2	0.8	0.0	0.0
Medical, surgical and personal aid devices.....	15	6	1.3	0.0	-0.5	0.2	0.1	0.1
Stage 4 intermediate demand services.....	ID5	9412	8.3	0.5	0.1	0.1	0.5	0.7
Truck transportation of freight ²	30	12	17.7	0.8	1.3	2.1	2.7	0.4
Courier, messenger, and U.S. postal services.....	30	16	8.4	0.2	2.6	1.2	0.7	0.1
Airline passenger services.....	30	22	20.9	1.4	-8.5	-2.1	4.5	5.3
Warehousing, storage, and related services ²	32	1	11.2	2.4	1.3	2.0	-1.6	3.8
Advertising space sales in periodicals and newspapers ²	36	11	-1.2	0.6	-0.3	0.5	0.9	0.1
Data processing and related services ²	38	1	0.8	0.0	-0.2	0.2	0.0	0.0
Business loans (partial).....	39	11	14.2	-2.7	4.8	0.9	0.4	3.4
Deposit services (partial) ²	39	2	-3.3	1.3	-0.4	0.7	0.1	-4.3
Securities brokerage, dealing, investment advice, and related services ²	40	1	7.5	-3.4	-0.2	-6.4	6.1	-0.5
Portfolio management ²	40	2	15.9	0.8	1.2	-1.7	2.8	-0.2
Investment banking ²	40	3	18.2	1.3	2.5	0.0	0.0	1.0
Insurance.....	41	11	0.0	0.1	0.2	-0.1	0.1	0.2
Annuities ²	41	2	-1.3	-0.3	0.0	0.1	0.1	0.0
Nonresidential real estate rents ²	43	11	1.9	0.7	0.6	-1.2	0.3	0.9
Nonresidential property sales and leases ²	43	12	8.2	0.4	0.5	1.2	0.1	0.8
Nonresidential property management fees ²	43	13	-1.0	3.1	0.7	0.4	0.3	-0.3
Residential property management fees ²	43	22	6.0	0.3	0.2	-0.1	0.2	1.3
Construction, mining, and forestry machinery and equipment rental and leasing ²	44	3	1.5	0.0	0.2	0.2	0.0	0.0
Legal services.....	45	1	3.9	-0.1	0.4	0.5	0.3	0.5
Advertising agency services ²	45	51	-0.7	-0.1	0.0	-0.1	-0.7	0.0
Accounting services (partial).....	45	2	2.0	1.0	0.5	-0.5	-0.1	0.0
Architectural and engineering services ²	45	3	2.2	0.0	0.0	0.5	0.1	-0.1
Management, scientific, and technical consulting services.....	45	4	16.2	0.0	-0.1	1.1	-0.2	0.1
Staffing services.....	46	3	5.2	-0.5	0.2	0.2	0.9	0.8
Janitorial services ²	49	1	5.4	0.0	0.4	0.2	0.3	2.5
Commercial and industrial machinery and equipment repair and maintenance ²	55	1	4.5	0.0	0.0	1.2	0.3	0.0
Machinery and equipment parts and supplies wholesaling ²	57	1102	12.5	-0.1	-1.5	2.0	1.8	2.6
Building materials, paint, and hardware wholesaling.....	57	3	24.0	6.7	1.4	5.0	-2.7	-1.3
Metals, minerals, and ores wholesaling ²	57	4	34.2	1.5	-0.6	-4.5	-7.0	0.7
Chemicals and allied products wholesaling ²	57	5	6.5	7.9	-3.1	0.6	-2.5	2.1
Paper and plastics products wholesaling ²	57	6	20.2	-0.9	3.4	1.6	3.2	-0.8
Food and alcohol wholesaling ²	57	8	4.1	1.8	1.7	3.1	-2.8	1.2
Hardware and building materials and supplies retailing.....	58	D	7.3	-8.6	-3.4	0.0	-6.4	0.4
Metal treatment services ²	59	1	10.6	0.6	0.5	2.6	0.8	1.2
Stage 3 intermediate demand.....	ID5	3	20.2	1.1	1.1	1.0	0.8	0.4
Stage 3 intermediate demand goods.....	ID5	9311	32.5	1.9	1.2	1.8	1.3	0.0
Slaughter cattle.....	01	31	24.8	2.2	0.7	-1.7	1.5	2.4
Slaughter hogs.....	01	32	15.1	1.3	7.2	-14.9	-3.7	-1.5
Slaughter poultry.....	01	4	52.4	11.0	7.6	-4.8	-6.2	17.7
Raw milk.....	01	6	3.6	-1.6	1.1	5.2	3.8	-6.4
Commercial electric power.....	05	42	7.3	0.1	1.2	-0.7	2.7	-0.2
Industrial electric power.....	05	43	8.4	0.7	-0.4	2.4	1.1	-0.6
Gasoline.....	05	71	65.8	0.1	3.1	7.7	6.0	-6.1
Jet fuel ²	05	7203	52.0	-1.3	3.4	12.4	3.8	-11.1
No. 2 diesel fuel.....	05	7303	54.9	-1.0	1.8	14.2	-1.5	-5.9
Finished lubricants ²	05	76	14.6	1.4	0.2	3.4	0.0	0.2
Lubricating oil base stocks ²	05	78	69.1	-3.4	6.8	0.6	-5.3	-3.9
Asphalt.....	05	8102	69.5	0.4	3.4	0.6	15.9	-0.8
Basic inorganic chemicals ²	06	13	12.6	1.5	0.6	0.5	1.1	0.9
Basic organic chemicals.....	06	14	47.0	3.9	-1.4	1.8	2.2	0.2
Paints and allied products ²	06	2	14.0	1.1	0.6	1.1	1.5	0.7

See footnotes at end of table.

Table 2. Producer price index percentage changes for selected commodity groupings by Final Demand-Intermediate Demand category, seasonally adjusted — Continued
 [December 2021]

Grouping	Commodity code		Unadjusted 12-month percent change ¹	Seasonally adjusted 1-month percent change ¹				
	Group code	Item code		Dec. 2020 to Dec. 2021 ^P	July to Aug.	Aug. to Sept. ^P	Sept. to Oct. ^P	Oct. to Nov. ^P
Agricultural chemicals and chemical products.....	06	5	48.6	2.2	3.0	3.1	3.4	4.8
Plastic resins and materials.....	06	6	36.7	1.8	-0.5	-0.5	-0.3	-1.1
Synthetic rubber ²	07	1102	19.7	6.0	2.5	0.3	-1.5	-3.2
Unsupported plastic film, sheet, and other shapes ²	07	22	26.3	1.3	2.1	2.8	1.7	1.5
Paper ²	09	13	17.6	1.6	0.9	0.8	1.9	0.6
Paperboard ²	09	14	23.8	1.9	1.2	3.9	0.3	0.9
Converted paper and paperboard products ²	09	15	11.6	1.1	1.4	1.7	0.9	0.2
Commercial printing ²	09	47	10.0	0.3	0.6	0.6	3.9	0.8
Foundry and forge shop products ²	10	15	12.5	1.3	0.2	1.3	0.5	1.2
Steel mill products ²	10	17	127.2	5.0	4.9	4.0	2.7	0.2
Nonferrous mill shapes ²	10	25	24.8	2.4	1.3	2.5	1.8	-3.7
Nonferrous foundry shop products.....	10	28	13.1	1.7	0.5	0.5	1.3	0.8
Metal containers ²	10	3	21.6	1.4	0.3	2.7	1.1	2.8
Structural, architectural, and pre-engineered metal products.....	10	74	51.5	4.7	3.8	3.7	2.3	0.3
Bolts, nuts, screws, rivets, and washers ²	10	81	16.6	3.3	0.5	1.3	0.1	1.1
Other miscellaneous metal products ²	10	89	13.0	1.4	0.8	1.6	0.8	1.3
General purpose machinery and equipment.....	11	4	10.2	0.9	1.1	1.0	0.8	0.9
Electrical machinery and equipment.....	11	7	5.2	0.4	1.2	0.7	0.6	0.5
Construction sand, gravel, and crushed stone.....	13	21	4.0	0.6	0.4	0.0	0.9	-0.1
Cement.....	13	22	4.2	1.0	0.3	0.3	-0.3	0.3
Motor vehicle parts ²	14	12	5.0	0.5	0.2	0.4	0.6	0.2
Aircraft and aircraft equipment.....	14	2	1.6	0.1	0.1	0.3	0.1	0.3
Stage 3 intermediate demand services.....	ID5	9312	9.3	0.3	1.0	0.2	0.1	0.8
Rail transportation of freight and mail ²	30	11	8.1	0.5	0.5	0.8	0.7	0.4
Courier, messenger, and U.S. postal services.....	30	16	8.4	0.2	2.6	1.2	0.7	0.1
Arrangement of freight and cargo ²	31	31	88.7	3.0	21.8	-2.3	-1.4	6.4
Freight forwarding ²	31	3201	14.7	1.0	1.7	-0.3	1.2	1.4
Warehousing, storage, and related services ²	32	1	11.2	2.4	1.3	2.0	-1.6	3.8
Advertising space sales in periodicals, newspapers, directories, and mailing lists ²	36	1	-1.0	0.5	-0.2	0.4	0.7	0.1
Wired telephone services ²	37	1	-0.8	0.0	0.0	0.0	0.0	0.0
Bundled wired telecommunications access services ²	37	5	3.6	4.0	-0.9	1.2	-1.5	0.8
Data processing and related services ²	38	1	0.8	0.0	-0.2	0.2	0.0	0.0
Business loans (partial).....	39	11	14.2	-2.7	4.8	0.9	0.4	3.4
Deposit services (partial) ²	39	2	-3.3	1.3	-0.4	0.7	0.1	-4.3
Securities brokerage, dealing, investment advice, and related services ²	40	1	7.5	-3.4	-0.2	-6.4	6.1	-0.5
Insurance.....	41	11	0.0	0.1	0.2	-0.1	0.1	0.2
Nonresidential real estate rents ²	43	11	1.9	0.7	0.6	-1.2	0.3	0.9
Legal services.....	45	1	3.9	-0.1	0.4	0.5	0.3	0.5
Accounting services (partial).....	45	2	2.0	1.0	0.5	-0.5	-0.1	0.0
Architectural and engineering services ²	45	3	2.2	0.0	0.0	0.5	0.1	-0.1
Management, scientific, and technical consulting services.....	45	4	16.2	0.0	-0.1	1.1	-0.2	0.1
Advertising agency services ²	45	51	-0.7	-0.1	0.0	-0.1	-0.7	0.0
Staffing services.....	46	3	5.2	-0.5	0.2	0.2	0.9	0.8
Aircraft repair maintenance.....	55	4	4.6	0.1	0.7	0.2	0.2	0.2
Machinery and equipment parts and supplies wholesaling ²	57	1102	12.5	-0.1	-1.5	2.0	1.8	2.6
Building materials, paint, and hardware wholesaling.....	57	3	24.0	6.7	1.4	5.0	-2.7	-1.3
Metals, minerals, and ores wholesaling ²	57	4	34.2	1.5	-0.6	-4.5	-7.0	0.7
Chemicals and allied products wholesaling ²	57	5	6.5	7.9	-3.1	0.6	-2.5	2.1
Paper and plastics products wholesaling ²	57	6	20.2	-0.9	3.4	1.6	3.2	-0.8
Food wholesaling ²	57	8101	3.5	2.1	1.8	3.9	-3.9	1.2
Metal treatment services ²	59	1	10.6	0.6	0.5	2.6	0.8	1.2
Stage 2 intermediate demand.....	ID5	2	21.2	0.7	2.1	3.7	1.0	-2.3
Stage 2 intermediate demand goods.....	ID5	9211	38.8	0.9	3.5	7.9	1.5	-5.8
Corn.....	01	2202	41.3	4.9	-12.8	-7.6	6.1	4.5
Oilseeds.....	01	83	8.0	2.7	-3.1	-6.5	-1.8	1.4
Prepared animal feeds.....	02	9	9.2	0.1	1.3	-2.1	-0.2	-0.7
Coal.....	05	1	1.5	-0.2	1.4	0.3	-0.6	-0.9
Natural gas ²	05	31	97.6	9.8	13.1	25.7	1.8	-12.0
Liquefied petroleum gas ²	05	32	89.0	2.3	15.0	14.6	-5.8	-19.4
Crude petroleum ²	05	61	53.7	-7.2	4.5	13.9	1.9	-16.4
No. 2 diesel fuel.....	05	7303	54.9	-1.0	1.8	14.2	-1.5	-5.9
Industrial chemicals.....	06	1	41.7	3.6	-1.1	1.6	2.1	0.3
Plastic resins and materials.....	06	6	36.7	1.8	-0.5	-0.5	-0.3	-1.1
Plastic products ²	07	2	24.3	1.4	1.6	2.1	1.5	1.6
Logs, bolts, timber, pulpwood, and wood chips ²	08	5	7.1	0.6	-0.7	-0.4	-0.5	0.6

See footnotes at end of table.

Table 2. Producer price index percentage changes for selected commodity groupings by Final Demand-Intermediate Demand category, seasonally adjusted — Continued
 [December 2021]

Grouping	Commodity code		Unadjusted 12-month percent change ¹	Seasonally adjusted 1-month percent change ¹				
	Group code	Item code		July to Aug.	Aug. to Sept. ^P	Sept. to Oct. ^P	Oct. to Nov. ^P	Nov. to Dec. ^P
Paper ²	09	13	17.6	1.6	0.9	0.8	1.9	0.6
Paperboard, excluding corrugated paperboard ²	09	1411	24.0	2.2	1.3	4.0	0.1	0.8
Commercial printing ²	09	47	10.0	0.3	0.6	0.6	3.9	0.8
Iron and steel scrap ²	10	12	37.6	-1.7	-4.5	-0.4	9.6	-2.7
Steel mill products ²	10	17	127.2	5.0	4.9	4.0	2.7	0.2
Nonferrous mill shapes ²	10	25	24.8	2.4	1.3	2.5	1.8	-3.7
Electrical machinery and equipment.....	11	7	5.2	0.4	1.2	0.7	0.6	0.5
Electronic components and accessories.....	11	78	1.9	0.4	0.1	0.0	0.4	0.3
Stage 2 intermediate demand services.....	ID5	9212	8.2	0.5	0.9	-0.1	0.5	1.3
Rail transportation of freight and mail ²	30	11	8.1	0.5	0.5	0.8	0.7	0.4
Truck transportation of freight ²	30	12	17.7	0.8	1.3	2.1	2.7	0.4
Pipeline transportation of petroleum products.....	30	1501	1.9	0.1	0.0	0.3	0.3	0.3
U.S. Postal Service.....	30	1601	8.3	0.1	5.6	1.3	0.1	0.3
Courier and messenger services, except air.....	30	1602	7.7	0.2	0.5	1.0	1.0	0.3
Air mail and package delivery services, excluding by USPS.....	30	1603	10.3	0.4	0.2	1.6	1.7	-0.7
Airline passenger services.....	30	22	20.9	1.4	-8.5	-2.1	4.5	5.3
Arrangement of freight and cargo ²	31	31	88.7	3.0	21.8	-2.3	-1.4	6.4
Television advertising time sales.....	36	21	-6.0	-8.0	3.0	-2.0	5.1	4.6
Wireless telecommunication services.....	37	2	0.3	-0.6	0.0	0.1	0.5	-0.2
Data processing and related services ²	38	1	0.8	0.0	-0.2	0.2	0.0	0.0
Securities brokerage, dealing, investment advice, and related services ²	40	1	7.5	-3.4	-0.2	-6.4	6.1	-0.5
Portfolio management ²	40	2	15.9	0.8	1.2	-1.7	2.8	-0.2
Investment banking ²	40	31	18.2	1.3	2.5	0.0	0.0	1.0
Insurance.....	41	11	0.0	0.1	0.2	-0.1	0.1	0.2
Commissions from sales of insurance ²	42	11	0.6	0.1	0.3	0.1	0.0	0.0
Legal services.....	45	1	3.9	-0.1	0.4	0.5	0.3	0.5
Accounting services (partial).....	45	2	2.0	1.0	0.5	-0.5	-0.1	0.0
Management, scientific, and technical consulting services.....	45	4	16.2	0.0	-0.1	1.1	-0.2	0.1
Advertising agency services ²	45	51	-0.7	-0.1	0.0	-0.1	-0.7	0.0
Staffing services.....	46	3	5.2	-0.5	0.2	0.2	0.9	0.8
Security guard services ²	48	1	5.8	1.1	1.0	0.6	0.0	0.5
Janitorial services ²	49	1	5.4	0.0	0.4	0.2	0.3	2.5
Traveler accommodation services.....	53	1	19.3	1.1	-1.5	-0.8	4.5	2.3
Commercial and industrial machinery and equipment repair and maintenance ²	55	1	4.5	0.0	0.0	1.2	0.3	0.0
Hardware and building materials and supplies retailing.....	58	D	7.3	-8.6	-3.4	0.0	-6.4	0.4
Stage 1 intermediate demand.....	ID5	1	17.5	0.8	0.1	1.1	1.2	0.1
Stage 1 intermediate demand goods.....	ID5	9111	27.9	1.1	0.6	2.5	2.1	-0.3
Prepared animal feeds.....	02	9	9.2	0.1	1.3	-2.1	-0.2	-0.7
Commercial electric power.....	05	42	7.3	0.1	1.2	-0.7	2.7	-0.2
Industrial electric power.....	05	43	8.4	0.7	-0.4	2.4	1.1	-0.6
Commercial natural gas.....	05	52	31.6	2.2	3.6	6.9	1.3	-2.6
Industrial natural gas.....	05	53	49.0	7.0	1.5	11.3	1.9	-3.5
Gasoline.....	05	71	65.8	0.1	3.1	7.7	6.0	-6.1
No. 2 diesel fuel.....	05	7303	54.9	-1.0	1.8	14.2	-1.5	-5.9
Industrial chemicals.....	06	1	41.7	3.6	-1.1	1.6	2.1	0.3
Prepared paint ²	06	21	15.6	1.3	1.7	1.1	0.8	0.9
Plastic construction products ²	07	21	34.0	2.7	1.2	2.9	1.4	1.3
Recyclable paper ²	09	12	85.1	14.2	4.8	6.3	-2.0	-7.2
Paper ²	09	13	17.6	1.6	0.9	0.8	1.9	0.6
Converted paper and paperboard products ²	09	15	11.6	1.1	1.4	1.7	0.9	0.2
Iron and steel scrap ²	10	12	37.6	-1.7	-4.5	-0.4	9.6	-2.7
Steel mill products ²	10	17	127.2	5.0	4.9	4.0	2.7	0.2
Primary nonferrous metals ²	10	22	28.0	1.7	2.7	5.4	-3.9	2.1
Nonferrous scrap.....	10	23	13.2	-0.7	-6.6	0.7	0.3	-5.1
Nonferrous wire and cable ²	10	26	29.2	1.7	0.4	3.1	1.6	-0.8
Fabricated structural metal products.....	10	7	42.4	3.5	2.6	2.4	2.7	0.8
General purpose machinery and equipment.....	11	4	10.2	0.9	1.1	1.0	0.8	0.9
Construction sand, gravel, and crushed stone.....	13	21	4.0	0.6	0.4	0.0	0.9	-0.1
Stage 1 intermediate demand services.....	ID5	9112	8.4	0.5	-0.4	-0.3	0.2	0.6
Truck transportation of freight ²	30	12	17.7	0.8	1.3	2.1	2.7	0.4
Airline passenger services.....	30	22	20.9	1.4	-8.5	-2.1	4.5	5.3
Advertising space sales in periodicals, newspapers, directories, and mailing lists ²	36	1	-1.0	0.5	-0.2	0.4	0.7	0.1
Business wired telecommunication services ²	37	12	-2.0	-0.1	0.1	0.0	0.1	0.0
Wireless telecommunication services.....	37	2	0.3	-0.6	0.0	0.1	0.5	-0.2

See footnotes at end of table.

Table 2. Producer price index percentage changes for selected commodity groupings by Final Demand-Intermediate Demand category, seasonally adjusted — Continued
 [December 2021]

Grouping	Commodity code		Unadjusted 12-month percent change ¹	Seasonally adjusted 1-month percent change ¹				
	Group code	Item code		July to Aug.	Aug. to Sept. ^p	Sept. to Oct. ^p	Oct. to Nov. ^p	Nov. to Dec. ^p
Bundled wired telecommunications access services ²	37	5	3.6	4.0	-0.9	1.2	-1.5	0.8
Business loans (partial).....	39	11	14.2	-2.7	4.8	0.9	0.4	3.4
Deposit services (partial) ²	39	2	-3.3	1.3	-0.4	0.7	0.1	-4.3
Securities brokerage, dealing, investment advice, and related services ²	40	1	7.5	-3.4	-0.2	-6.4	6.1	-0.5
Portfolio management ²	40	2	15.9	0.8	1.2	-1.7	2.8	-0.2
Investment banking ²	40	3	18.2	1.3	2.5	0.0	0.0	1.0
Insurance.....	41	11	0.0	0.1	0.2	-0.1	0.1	0.2
Nonresidential real estate rents ²	43	11	1.9	0.7	0.6	-1.2	0.3	0.9
Architectural and engineering services ²	45	3	2.2	0.0	0.0	0.5	0.1	-0.1
Management consulting services.....	45	41	16.2	0.0	-0.1	1.1	-0.2	0.1
Waste collection.....	50	1	4.0	0.0	0.4	0.9	0.3	0.5
Traveler accommodation services.....	53	11	19.3	1.1	-1.5	-0.8	4.5	2.3
Commercial and industrial machinery and equipment repair and maintenance ²	55	1	4.5	0.0	0.0	1.2	0.3	0.0
Machinery and equipment parts and supplies wholesaling ²	57	1102	12.5	-0.1	-1.5	2.0	1.8	2.6
Building materials, paint, and hardware wholesaling.....	57	3	24.0	6.7	1.4	5.0	-2.7	-1.3
Metals, minerals, and ores wholesaling ²	57	4	34.2	1.5	-0.6	-4.5	-7.0	0.7
Chemicals and allied products wholesaling ²	57	5	6.5	7.9	-3.1	0.6	-2.5	2.1
Paper and plastics products wholesaling ²	57	6	20.2	-0.9	3.4	1.6	3.2	-0.8
Hardware and building materials and supplies retailing.....	58	D	7.3	-8.6	-3.4	0.0	-6.4	0.4
Mining services ²	60	1	7.3	0.9	0.4	1.0	-0.1	0.5

¹ All indexes are subject to revision for 4 months after their originally scheduled publication to incorporate late reports and corrections by survey respondents. In addition, seasonally adjusted indexes are subject to change for up to 5 years due to the recalculation of seasonal factors published each January.

² Seasonal tests did not indicate the presence of seasonality. Data shown is not seasonally adjusted.

³ Trade indexes measure changes in margins received by wholesalers and retailers.

p Preliminary

"-" Data not available.

NOTE: The term "(partial)" denotes incomplete coverage of the index category.

Table 3. Producer price indexes for Final Demand-Intermediate Demand groupings, seasonally adjusted
 [December 2021, Index base Nov. 2009=100, unless otherwise indicated]

Grouping	Other index base	Commodity code		Seasonally adjusted index ¹				
		Group code	Item code	Aug. 2021	Sept. 2021 ^P	Oct. 2021 ^P	Nov. 2021 ^P	Dec. 2021 ^P
Final Demand								
Final demand.....		FD	4	128.602	129.173	130.010	131.260	131.483
Final demand goods.....		FD	41	127.760	129.150	130.850	132.315	131.746
Final demand foods.....		FD	411	133.228	136.042	135.596	137.334	136.529
Finished consumer foods ²	00/82	FD	4111	230.684	236.617	237.021	240.178	238.683
Finished consumer foods, crude.....	00/82	FD	411113	202.631	222.072	239.035	263.891	253.978
Finished consumer foods, processed.....	00/82	FD	411112	234.208	238.701	237.324	238.153	237.560
Government purchased foods.....		FD	4112	139.062	142.191	139.858	140.646	139.602
Foods for export.....		FD	4113	145.567	145.444	142.367	144.309	143.817
Final demand energy.....		FD	412	121.629	124.171	130.945	133.601	129.174
Finished consumer energy goods ²	00/82	FD	4121	192.215	196.105	205.556	209.891	203.631
Government purchased energy.....		FD	4122	124.756	127.498	137.258	139.788	133.568
Energy for export.....		FD	4123	108.561	111.539	121.661	123.360	117.074
Final demand goods less foods and energy.....		FD	413	128.019	128.706	129.482	130.530	131.143
Finished goods less foods and energy ²	00/82	FD	4131	220.274	221.693	222.633	223.939	225.323
Finished consumer goods less foods and energy.....	00/82	FD	41311	246.305	247.878	248.807	250.305	251.804
Nondurable consumer goods less foods and energy.....	00/82	FD	413111	315.461	317.519	319.254	321.397	323.291
Durable consumer goods.....	00/82	FD	413112	174.717	175.793	175.940	176.792	177.879
Private capital equipment.....	00/82	FD	41312	187.793	189.014	189.923	191.004	192.226
Private capital equipment for manufacturing industries.....	00/82	FD	413121	195.368	197.338	198.475	199.764	201.059
Private capital equipment for nonmanufacturing industries.....	00/82	FD	413122	185.388	186.405	187.250	188.272	189.473
Government purchased goods, excluding foods and energy.....		FD	4132	123.979	124.795	125.636	126.766	127.638
Government purchased goods excluding foods, energy, and capital equipment.....		FD	41321	130.262	130.943	132.127	133.845	134.967
Government purchased capital equipment.....		FD	41322	114.327	115.300	115.696	116.063	116.606
Goods for export, excluding foods and energy.....		FD	4133	129.680	130.089	131.242	132.767	132.964
Final demand services.....		FD	42	128.567	128.726	128.944	130.101	130.721
Final demand trade services ³		FD	423	134.729	134.873	135.785	137.350	138.459
Trade of finished goods ²		FD	4231	133.727	134.163	134.856	136.583	137.564
Trade of personal consumption goods.....		FD	42311	134.834	135.167	135.140	136.723	137.814
Trade of private capital equipment.....		FD	42312	127.388	128.276	132.078	134.407	134.903
Trade of government purchased goods.....		FD	4232	138.802	136.955	139.329	140.321	141.906
Trade of government purchased goods, excluding capital equipment.....		FD	42321	147.685	144.321	145.656	145.889	147.776
Trade of government purchased capital equipment.....		FD	42322	124.031	124.503	128.414	130.535	131.652
Trade of exports.....		FD	4233	142.624	140.923	143.211	143.589	145.644
Final demand transportation and warehousing services.....		FD	422	135.049	133.377	134.550	138.161	140.459
Transportation of passengers for final demand.....		FD	4221	117.061	107.239	104.969	109.610	115.368
Transportation of private passengers.....		FD	42211	117.101	107.309	105.041	109.670	115.412
Transportation of government passengers.....		FD	42212	117.056	107.386	105.132	109.706	115.384
Transportation of passengers for export.....		FD	42213	116.892	106.946	104.664	109.360	115.182
Transportation and warehousing of goods for final demand.....		FD	4222	141.329	143.250	145.916	149.039	149.806
Transportation and warehousing of finished goods ²		FD	42221	140.249	142.262	144.978	148.199	148.962
Transportation and warehousing of personal consumption goods.....		FD	422211	140.489	142.572	145.274	148.456	149.205
Transportation and warehousing of private capital equipment.....		FD	422212	139.286	141.019	143.792	147.168	147.989
Transportation and warehousing of government purchased goods.....		FD	42222	138.553	140.870	143.433	145.851	146.943
Transportation and warehousing of exports.....		FD	42223	145.494	147.117	149.707	152.772	153.483
Final demand services less trade, transportation, and warehousing.....		FD	421	125.174	125.520	125.327	126.058	126.291
Finished services less trade, transportation, and warehousing ²		FD	4211	125.590	125.931	125.759	126.470	126.707
Finished consumer services less trade, transportation, and warehousing.....		FD	42111	125.429	125.767	125.495	126.297	126.525
Private capital investment services less trade, transportation, and warehousing.....		FD	42112	127.349	127.725	128.438	128.346	128.655
Government purchased services less trade, transportation, and warehousing.....		FD	4212	117.696	117.977	117.804	118.440	118.746
Gov. purchased services less trade, transportation, and warehousing, excl. capital investment.....		FD	42121	118.089	118.389	118.166	118.844	119.154
Government purchased capital investment services less trade, transportation, and warehousing.....		FD	42122	107.312	107.206	108.047	107.817	108.038
Services for export less trade, transportation, and warehousing.....		FD	4213	128.524	129.003	128.484	129.625	129.722
Final demand construction.....		FD	43	137.013	137.349	145.638	146.060	146.528
Construction for private capital investment.....		FD	431	137.556	137.770	147.234	147.668	148.279
Construction for government.....		FD	432	135.809	136.362	142.521	142.919	143.130
Final Demand Special Groupings								
Final demand less exports.....	04/10	FD	49101	126.152	126.801	127.597	128.792	128.990
Final demand less government.....	04/10	FD	49102	126.998	127.558	128.303	129.547	129.793
Final demand less foods, food and nonalcoholic beverages for immediate consumption, and energy ¹	04/10	FD	49103	127.438	127.723	128.211	129.380	130.004
Final demand less foods and energy ⁴	04/10	FD	49104	127.263	127.551	128.042	129.148	129.758
Final demand less foods and food and nonalcoholic beverages for immediate consumption ⁴	04/10	FD	49105	126.641	127.081	128.001	129.269	129.543

See footnotes at end of table.

Table 3. Producer price indexes for Final Demand-Intermediate Demand groupings, seasonally adjusted — Continued

[December 2021, Index base Nov. 2009=100, unless otherwise indicated]

Grouping	Other index base	Commodity code		Seasonally adjusted index ¹				
		Group code	Item code	Aug. 2021	Sept. 2021 ^P	Oct. 2021 ^P	Nov. 2021 ^P	Dec. 2021 ^P
Final demand less foods ⁴	04/10	FD	49106	126.459	126.892	127.791	128.995	129.273
Final demand less energy.....	04/10	FD	49107	127.352	127.785	128.221	129.362	129.888
Final demand less trade services.....	01/10	FD	49108	125.732	126.399	127.212	128.376	128.387
Final demand less distributive services ⁵	01/10	FD	49109	125.156	125.778	126.524	127.615	127.598
Final demand goods less energy.....	01/10	FD	49111	127.950	129.061	129.583	130.761	131.083
Final demand goods less foods.....	04/10	FD	49112	123.750	124.830	126.907	128.285	127.777
Final demand services less trade services.....	04/10	FD	49113	125.068	125.231	125.162	126.145	126.559
Final demand distributive services ⁵	04/10	FD	49114	133.111	133.479	134.598	136.333	137.378
Final demand goods plus final demand distributive services ⁵	04/10	FD	49115	128.178	129.142	130.589	132.143	132.221
Final demand less foods, energy, and trade services ⁴	08/13	FD	49116	118.235	118.544	118.899	119.825	120.271
Private and government purchased capital equipment.....	08/13	FD	49117	113.976	114.749	115.279	115.893	116.607
Private and government purchased capital investment services.....	08/13	FD	49118	117.474	118.071	120.091	121.146	121.550
Total private and government purchased capital investment.....	08/13	FD	49119	117.257	117.903	119.844	120.649	121.190
Total finished ²	01/10	FD	49201	127.213	127.873	128.576	129.791	130.022
Total finished less foods, food and nonalcoholic beverages for immediate consumption, and energy ^{2, 4}	12/10	FD	49202	126.753	127.119	127.481	128.555	129.152
Total finished less foods and energy ^{2, 4}	01/10	FD	49203	127.669	128.035	128.389	129.460	130.059
Total finished less foods and food and nonalcoholic beverages for immediate consumption ⁴	12/10	FD	49204	125.712	126.217	126.958	128.138	128.424
Total finished less foods ^{2, 4}	01/10	FD	49205	127.132	127.639	128.369	129.552	129.845
Total finished less energy ²	01/10	FD	49206	127.729	128.268	128.615	129.727	130.242
Finished goods ²	00/82	FD	49207	223.624	226.642	229.731	232.246	231.118
Finished goods less energy ²	00/82	FD	49208	222.573	225.144	225.946	227.723	228.368
Finished goods, excluding foods ^{2, 4}	00/82	FD	49209	220.961	223.244	226.986	229.332	228.299
Finished services ²	01/10	FD	49210	127.413	127.684	127.834	128.984	129.539
Private capital investment services.....	04/10	FD	49211	126.647	127.307	129.435	130.555	130.967
Finished distributive services ^{2, 5}	04/10	FD	49212	131.829	132.415	133.297	135.141	136.082
Finished services less trade services ²	04/10	FD	49213	125.220	125.421	125.344	126.255	126.633
Finished services less distributive services ^{2, 5}	04/10	FD	49214	124.575	124.685	124.467	125.262	125.621
Total private capital investment (goods, services, and construction).....	04/10	FD	49215	124.272	124.950	126.936	127.825	128.404
Finished goods plus finished distributive services ²	04/10	FD	49216	128.131	129.305	130.638	132.248	132.348
Total exports.....	04/10	FD	49301	128.978	128.991	129.988	131.437	131.783
Goods for export.....	00/82	FD	49302	219.139	219.953	221.926	224.577	224.250
Services for export.....	04/10	FD	49303	134.660	133.974	134.767	136.116	137.290
Total government purchases.....	04/10	FD	49401	121.992	122.563	124.308	125.378	125.295
Government purchased goods.....	00/82	FD	49402	205.229	207.703	211.915	214.231	212.621
Government purchased services.....	04/10	FD	49403	122.099	121.806	122.182	123.074	123.802
Total government purchased capital investment (goods, services, construction).....	08/13	FD	49404	115.166	115.848	118.241	118.793	119.277
Personal consumption.....	01/10	FD	49501	127.772	128.428	128.845	130.130	130.283
Personal consumption goods (finished consumer goods).....	00/82	FD	49502	238.749	242.581	246.660	249.824	247.613
Personal consumption goods less energy.....	00/82	FD	49503	240.344	243.757	244.468	246.668	246.910
Personal consumption goods less foods.....	00/82	FD	49504	240.231	243.180	248.722	251.865	249.379
Personal consumption nondurable goods less foods.....	00/82	FD	49508	268.832	272.574	280.384	284.495	280.517
Personal consumption services.....	04/10	FD	49505	127.004	127.215	127.071	128.219	128.794
Personal consumption less trade services.....	04/10	FD	49506	125.545	126.286	126.819	128.022	127.925
Personal consumption less distributive services ⁵	04/10	FD	49507	125.165	125.864	126.331	127.474	127.351
Personal consumption less foods and energy.....	04/14	FD	49510	118.563	118.826	118.759	119.790	120.348
Personal consumption less foods, energy, and trade services ³	04/14	FD	49511	116.928	117.176	117.095	117.988	118.401
Personal consumption less foods, energy, and distributive services ⁵	04/14	FD	49512	116.829	117.014	116.834	117.652	118.055
Personal consumption goods plus personal consumption distributive services ⁵	08/13	FD	49509	118.343	119.505	120.612	122.158	122.085
Intermediate Demand by Commodity Type								
Processed goods								
Processed goods for intermediate demand.....	00/82	ID6	1	236.618	239.236	245.071	248.980	248.199
Materials and components for manufacturing.....	00/82	ID6	11	228.232	230.552	234.287	236.903	237.894
Materials for manufacturing.....		ID6	111	149.138	150.742	153.532	155.503	155.897
Materials for food manufacturing.....	00/82	ID6	1111	230.209	234.358	233.023	233.482	232.587
Materials for nondurable manufacturing.....	00/82	ID6	1112	272.141	270.868	274.913	278.317	278.707
Materials for durable manufacturing.....	00/82	ID6	1113	300.069	307.420	316.683	321.984	323.810
Components for manufacturing.....	00/82	ID6	112	167.774	169.285	171.262	172.609	173.896
Components for nondurable manufacturing.....		ID6	1121	129.924	131.796	135.031	137.120	139.296
Components for durable manufacturing.....		ID6	1122	118.441	119.474	120.788	121.688	122.540
Materials and components for construction.....	00/82	ID6	12	306.385	307.649	312.206	317.378	322.253
Materials for construction.....		ID6	121	149.931	148.611	150.309	152.505	155.341
Components for construction.....		ID6	122	152.480	154.615	157.295	160.129	162.206
Processed fuels and lubricants for intermediate demand.....	00/82	ID6	13	212.369	216.778	232.416	240.493	230.545
Processed fuels and lubricants to manufacturing industries.....	00/82	ID6	131	222.703	226.047	237.381	238.689	234.105
Processed fuels and lubricants to nonmanufacturing industries.....	00/82	ID6	132	209.357	214.124	231.195	241.499	229.780
Containers for intermediate demand.....	00/82	ID6	14	263.058	265.857	272.600	275.016	277.264

See footnotes at end of table.

Table 3. Producer price indexes for Final Demand-Intermediate Demand groupings, seasonally adjusted — Continued

[December 2021, Index base Nov. 2009=100, unless otherwise indicated]

Grouping	Other index base	Commodity code		Seasonally adjusted index ¹				
		Group code	Item code	Aug. 2021	Sept. 2021 ^P	Oct. 2021 ^P	Nov. 2021 ^P	Dec. 2021 ^P
Supplies for intermediate demand.....	00/82	ID6	15	226.177	227.991	229.540	231.944	233.409
Supplies to manufacturing industries.....	00/82	ID6	151	223.792	226.008	229.487	232.275	232.859
Supplies to nonmanufacturing industries.....	00/82	ID6	152	224.747	226.482	227.713	230.038	231.631
Supplies to nonmanufacturing industries, feeds.....	00/82	ID6	1521	223.543	225.194	220.055	218.948	216.657
Supplies to nonmanufacturing industries, other than feeds.....	00/82	ID6	1522	226.658	228.416	230.296	232.983	234.978
Unprocessed goods								
Unprocessed goods for intermediate demand.....	00/82	ID6	2	251.233	257.918	272.929	278.705	263.004
Unprocessed foodstuffs and feedstuffs.....	00/82	ID6	21	210.437	212.277	205.651	208.451	214.357
Unprocessed nonfood materials.....	00/82	ID6	22	268.816	278.703	307.684	315.194	286.070
Unprocessed nonfood materials except fuel.....	00/82	ID6	221	325.268	326.795	343.565	353.273	323.385
Unprocessed nonfood materials except fuel to manufacturing industries.....	00/82	ID6	2211	303.402	304.842	321.219	330.587	301.393
Unprocessed nonfood materials except fuel to nonmanufacturing industries.....	00/82	ID6	2212	291.608	292.652	292.859	295.241	295.043
Unprocessed fuel.....	00/82	ID6	222	175.102	194.926	237.029	241.140	215.364
Unprocessed fuel to manufacturing industries.....	00/82	ID6	2221	183.007	192.704	204.954	207.484	197.241
Unprocessed fuel to nonmanufacturing industries.....	00/82	ID6	2222	179.639	200.639	245.753	250.078	222.624
Services								
Services for intermediate demand.....		ID6	3	132.538	133.002	133.027	133.491	134.550
Trade services for intermediate demand ⁵		ID6	33	157.521	155.658	156.428	154.851	156.951
Trade services for manufacturing industries.....	12/12	ID6	331	144.570	143.324	144.354	142.903	144.873
Trade services for nonmanufacturing industries.....	12/12	ID6	332	139.490	137.376	137.734	136.341	138.158
Transportation and warehousing services for intermediate demand.....		ID6	32	141.559	145.028	145.814	147.057	149.451
Transportation of passengers for intermediate demand.....		ID6	321	117.127	107.463	105.210	109.781	115.456
Transportation of passengers for manufacturing industries.....		ID6	3211	116.883	106.946	104.665	109.357	115.174
Transportation of passengers for nonmanufacturing industries.....		ID6	3212	117.214	107.583	105.332	109.889	115.547
Transportation and warehousing of goods for intermediate demand.....		ID6	322	144.207	149.063	150.170	151.062	153.111
Transportation and warehousing of goods for manufacturing industries.....	12/12	ID6	3221	117.809	118.980	120.941	122.828	123.686
Transportation and warehousing of goods for nonmanufacturing industries.....	12/12	ID6	3222	129.362	134.508	135.203	135.676	137.745
Services less trade, transportation, and warehousing for intermediate demand.....		ID6	31	124.164	124.753	124.439	125.335	125.873
Services less trade, transportation, and warehousing for manufacturing industries.....		ID6	311	116.172	116.494	117.749	118.174	118.665
Services less trade, transportation, and warehousing for nonmanufacturing industries.....		ID6	312	124.419	125.017	124.648	125.561	126.100
Construction								
Construction for intermediate demand.....		ID6	4	128.407	130.179	130.819	131.552	131.923
Intermediate Demand by Commodity Type Special Groupings								
Processed materials less foods and feeds.....	00/82	ID6	9111	237.664	240.177	246.783	251.059	250.311
Processed foods and feeds.....	00/82	ID6	9112	226.241	229.957	227.553	227.554	226.427
Processed energy goods.....	00/82	ID6	9113	213.354	217.785	233.492	241.602	231.611
Processed materials less energy.....	00/82	ID6	9118	239.609	241.739	245.033	247.847	249.375
Processed materials less foods and energy.....	00/82	ID6	9115	240.766	242.701	246.662	249.803	251.642
Intermediate distributive services ⁶	04/10	ID6	9116	149.855	150.412	151.287	150.616	152.659
Processed goods plus intermediate distributive services.....	04/10	ID6	9117	134.347	135.543	138.113	139.504	139.727
Unprocessed materials less agricultural products.....	00/82	ID6	9211	267.212	280.735	313.512	320.052	288.022
Unprocessed energy materials ⁷	00/82	ID6	9212	193.303	208.619	246.250	250.332	217.648
Unprocessed materials less energy.....	00/82	ID6	9213	279.180	278.095	271.702	278.559	280.765
Unprocessed nonfood materials less energy ⁸	00/82	ID6	9216	488.700	477.738	470.143	488.604	478.872
Intermediate Demand by Production Flow								
Stage 4 Intermediate Demand								
Stage 4 intermediate demand.....		ID5	4	134.145	134.695	135.565	136.893	137.689
Inputs to stage 4 goods producers.....		ID5	41	133.363	133.707	135.333	136.571	137.576
Goods.....		ID5	411	128.294	129.105	130.613	132.263	132.805
Foods.....		ID5	4111	140.407	138.274	137.027	140.579	140.337
Energy.....		ID5	4112	128.080	130.858	137.085	143.195	147.473
Goods excluding foods and energy.....		ID5	4113	126.515	127.752	129.633	130.959	131.586
Services.....		ID5	412	150.064	149.120	151.105	151.226	153.532
Trade services.....		ID5	4123	159.764	158.511	160.778	160.686	163.576
Transportation and warehousing services.....		ID5	4122	124.421	123.735	124.833	127.036	128.461
Transportation of passengers.....		ID5	41221	116.891	106.946	104.663	109.360	115.182
Transportation and warehousing of goods.....		ID5	41222	134.135	135.216	137.047	138.914	139.582
Services less trade, transportation, and warehousing.....		ID5	4121	118.141	118.318	119.454	119.765	120.062
Inputs to stage 4 services producers.....		ID5	42	131.515	132.221	132.309	133.603	134.232
Goods.....		ID5	421	130.280	131.459	132.895	134.978	135.130
Foods.....		ID5	4211	142.303	145.354	142.955	142.946	142.244

See footnotes at end of table.

Table 3. Producer price indexes for Final Demand-Intermediate Demand groupings, seasonally adjusted — Continued

[December 2021, Index base Nov. 2009=100, unless otherwise indicated]

Grouping	Other index base	Commodity code		Seasonally adjusted index ¹				
		Group code	Item code	Aug. 2021	Sept. 2021 ^P	Oct. 2021 ^P	Nov. 2021 ^P	Dec. 2021 ^P
Energy.....		ID5	4212	119.791	121.015	125.103	129.392	126.899
Goods excluding foods and energy.....		ID5	4213	131.835	132.443	133.576	135.086	136.878
Services.....		ID5	422	131.834	132.366	131.966	132.975	133.776
Trade services.....		ID5	4223	142.595	140.931	142.751	142.672	144.981
Transportation and warehousing services.....		ID5	4222	132.780	135.212	136.237	137.034	139.759
Transportation of passengers.....		ID5	42221	116.560	106.738	104.473	109.113	114.869
Transportation and warehousing of goods.....		ID5	42222	136.144	140.838	142.471	142.561	144.734
Services less trade, transportation, and warehousing.....		ID5	4221	129.771	130.402	129.569	130.739	131.147
Construction.....		ID5	423	128.407	130.179	130.819	131.552	131.923
Inputs to stage 4 construction producers.....		ID5	43	144.834	145.251	147.394	149.067	150.005
Goods.....		ID5	431	144.924	145.801	148.540	151.582	152.790
Energy.....		ID5	4312	132.826	136.704	147.634	154.393	147.077
Goods excluding foods and energy.....		ID5	4313	149.476	150.081	152.084	154.834	156.903
Services.....		ID5	432	143.925	143.248	143.956	142.352	142.640
Trade services.....		ID5	4323	166.593	164.535	164.745	159.785	160.230
Transportation and warehousing services.....		ID5	4322	136.513	137.790	140.200	143.433	144.258
Transportation of passengers.....		ID5	43221	121.886	111.547	109.170	114.053	120.107
Transportation and warehousing of goods.....		ID5	43222	137.592	139.187	141.738	144.943	145.633
Services less trade, transportation, and warehousing.....		ID5	4321	120.392	120.487	121.109	121.336	121.271
Stage 3 Intermediate Demand								
Stage 3 intermediate demand.....		ID5	3	136.325	137.815	139.190	140.234	140.756
Inputs to stage 3 goods producers.....		ID5	31	151.522	152.922	153.817	155.190	156.558
Goods.....		ID5	311	148.591	150.241	151.147	153.171	154.578
Foods.....		ID5	3111	154.327	155.784	150.702	151.611	157.265
Energy.....		ID5	3112	123.089	126.511	134.595	145.965	143.771
Goods excluding foods and energy.....		ID5	3113	151.247	152.916	156.186	158.120	158.082
Services.....		ID5	312	152.649	152.865	153.702	152.248	153.356
Trade services.....		ID5	3123	162.510	162.411	162.312	158.330	159.473
Transportation and warehousing services.....		ID5	3122	136.237	137.052	139.204	141.822	143.104
Transportation of passengers.....		ID5	31221	124.467	113.886	111.457	116.453	122.648
Transportation and warehousing of goods.....		ID5	31222	136.695	138.169	140.583	143.060	144.057
Services less trade, transportation, and warehousing.....		ID5	3121	118.913	119.164	120.788	121.296	121.792
Inputs to stage 3 services producers.....		ID5	32	123.711	125.364	127.167	128.026	127.825
Goods.....		ID5	321	107.854	109.517	116.564	118.053	113.888
Foods.....		ID5	3211	139.982	142.291	142.429	143.588	144.017
Energy.....		ID5	3212	104.333	106.842	117.658	118.977	111.740
Goods excluding foods and energy.....		ID5	3213	121.916	122.270	123.688	125.589	126.148
Services.....		ID5	322	128.321	129.965	130.132	130.793	131.834
Trade services.....		ID5	3223	171.755	167.801	167.236	167.667	168.681
Transportation and warehousing services.....		ID5	3222	151.227	158.278	158.072	158.122	160.781
Transportation of passengers.....		ID5	32221	101.458	102.082	101.124	101.075	101.256
Transportation and warehousing of goods.....		ID5	32222	151.678	158.766	158.563	158.613	161.286
Services less trade, transportation, and warehousing.....		ID5	3221	119.980	120.629	120.947	121.784	122.416
Construction.....		ID5	323	128.407	130.179	130.819	131.552	131.923
Inputs to stage 3 construction producers.....		ID5	33	134.412	132.844	133.941	131.766	133.060
Goods.....		ID5	331	122.428	122.171	124.548	126.590	129.068
Energy.....				-	-	-	-	-
Goods excluding foods and energy.....		ID5	3313	156.002	155.675	158.704	161.306	164.463
Services.....		ID5	332	163.801	160.869	161.014	154.887	155.341
Trade services.....		ID5	3323	169.551	166.315	166.325	159.619	160.032
Transportation and warehousing services.....		ID5	3322	100.146	100.965	102.381	102.821	103.994
Transportation and warehousing of goods.....		ID5	33222	105.708	106.572	108.067	108.532	109.770
Services less trade, transportation, and warehousing.....		ID5	3321	109.886	110.325	112.454	113.127	114.039
Stage 2 Intermediate Demand								
Stage 2 intermediate demand.....		ID5	2	124.734	127.386	132.152	133.473	130.406
Inputs to stage 2 goods producers.....		ID5	21	118.716	122.199	130.644	132.054	125.515
Goods.....		ID5	211	118.184	122.640	133.250	135.204	126.290
Foods.....		ID5	2111	154.762	153.588	148.441	147.302	148.018
Energy.....		ID5	2112	87.042	94.233	111.161	112.685	97.633
Goods excluding foods and energy.....		ID5	2113	142.857	143.328	145.375	148.200	148.320
Services.....		ID5	212	131.923	132.019	133.198	132.662	134.420
Trade services.....		ID5	2123	150.169	149.134	150.670	148.608	151.123
Transportation and warehousing services.....		ID5	2122	149.660	150.782	152.118	152.680	154.821
Transportation of passengers.....		ID5	21221	118.131	108.804	106.578	111.001	116.503
Transportation and warehousing of goods.....		ID5	21222	151.511	153.320	154.889	155.197	157.116
Services less trade, transportation, and warehousing.....		ID5	2121	115.108	115.923	116.683	117.240	117.932
Construction.....		ID5	213	128.407	130.179	130.819	131.552	131.923
Inputs to stage 2 services producers.....		ID5	22	128.084	129.581	129.501	130.663	132.121

See footnotes at end of table.

Table 3. Producer price indexes for Final Demand-Intermediate Demand groupings, seasonally adjusted — Continued

[December 2021, Index base Nov. 2009=100, unless otherwise indicated]

Grouping	Other index base	Commodity code		Seasonally adjusted index ¹				
		Group code	Item code	Aug. 2021	Sept. 2021 ^P	Oct. 2021 ^P	Nov. 2021 ^P	Dec. 2021 ^P
Goods.....		ID5	221	130.444	131.652	134.006	136.453	137.268
Foods.....		ID5	2211	118.955	119.193	118.732	119.508	120.176
Energy.....		ID5	2212	133.869	138.020	155.569	170.692	158.660
Goods excluding foods and energy.....		ID5	2213	130.608	131.644	133.081	134.762	136.374
Services.....		ID5	222	127.442	128.966	128.501	129.490	131.084
Trade services.....		ID5	2223	156.252	155.953	152.969	157.727	166.081
Transportation and warehousing services.....		ID5	2222	152.506	164.581	162.026	162.306	168.470
Transportation of passengers.....		ID5	22221	117.406	107.537	105.258	109.921	115.705
Transportation and warehousing of goods.....		ID5	22222	159.664	176.043	173.415	172.816	179.056
Services less trade, transportation, and warehousing.....		ID5	2221	125.180	126.040	125.875	126.697	127.567
Construction.....		ID5	223	128.407	130.179	130.819	131.552	131.923
Stage 1 Intermediate Demand								
Stage 1 intermediate demand.....		ID5	1	133.900	134.063	135.573	137.148	137.339
Inputs to stage 1 goods producers.....		ID5	11	142.198	142.191	144.529	147.087	147.221
Goods.....		ID5	111	141.730	142.072	145.238	149.577	149.314
Foods.....		ID5	1111	159.060	153.085	148.379	152.186	153.990
Energy.....		ID5	1112	110.297	112.691	122.662	132.452	127.691
Goods excluding foods and energy.....		ID5	1113	149.891	150.829	153.802	157.051	157.496
Services.....		ID5	112	147.154	146.195	146.340	144.123	145.341
Trade services.....		ID5	1123	164.886	163.064	163.009	158.715	160.338
Transportation and warehousing services.....		ID5	1122	130.054	129.589	131.972	132.798	136.821
Transportation of passengers.....		ID5	11221	116.869	106.925	104.644	109.339	115.160
Transportation and warehousing of goods.....		ID5	11222	131.896	133.853	137.398	137.228	140.745
Services less trade, transportation, and warehousing.....		ID5	1121	102.881	103.205	103.314	103.931	104.027
Construction.....		ID5	113	128.407	130.179	130.819	131.552	131.923
Inputs to stage 1 services producers.....		ID5	12	128.509	128.824	129.719	131.184	131.375
Goods.....		ID5	121	124.659	125.991	129.973	131.739	130.891
Foods.....		ID5	1211	99.758	101.675	102.636	104.570	105.019
Energy.....		ID5	1212	131.459	133.520	143.347	145.604	140.486
Goods excluding foods and energy.....		ID5	1213	128.399	129.448	130.823	132.446	133.622
Services.....		ID5	122	130.176	129.980	129.327	130.638	131.350
Trade services.....		ID5	1223	151.969	149.556	150.113	150.916	152.415
Transportation and warehousing services.....		ID5	1222	125.093	124.291	124.768	127.227	129.737
Transportation of passengers.....		ID5	12221	116.801	106.864	104.584	109.276	115.093
Transportation and warehousing of goods.....		ID5	12222	142.929	147.245	149.341	150.786	151.677
Services less trade, transportation, and warehousing.....		ID5	1221	127.284	127.430	126.491	127.699	128.076
Construction.....		ID5	123	128.407	130.179	130.819	131.552	131.923
Inputs to stage 1 construction producers.....		ID5	13	146.197	146.153	148.285	147.778	148.133
Goods.....		ID5	131	140.937	141.925	145.183	146.540	146.891
Energy.....		ID5	1312	116.554	119.064	132.639	130.850	124.633
Goods excluding foods and energy.....		ID5	1313	146.353	147.158	149.124	150.912	152.124
Services.....		ID5	132	156.606	154.527	154.437	150.253	150.613
Trade services.....		ID5	1323	165.480	162.611	161.974	156.221	156.514
Transportation and warehousing services.....		ID5	1322	112.815	114.334	116.762	119.732	120.435
Transportation and warehousing of goods.....		ID5	13222	116.692	118.263	120.775	123.847	124.574
Services less trade, transportation, and warehousing.....		ID5	1321	121.439	121.583	122.326	122.490	122.522
Intermediate Demand by Production Flow Special Groupings								
Total goods inputs to stage 4 intermediate demand.....	04/10	ID5	9411	129.499	130.414	132.105	134.114	134.657
Total services inputs to stage 4 intermediate demand.....	04/10	ID5	9412	135.127	135.321	135.400	136.057	137.063
Total construction inputs to stage 4 intermediate demand.....	04/10	ID5	9413	127.343	129.100	129.735	130.462	130.830
Total foods inputs to stage 4 intermediate demand.....	04/10	ID5	9414	138.068	138.129	136.433	138.432	138.005
Total energy goods inputs to stage 4 intermediate demand.....	04/10	ID5	9415	112.069	113.631	118.452	122.807	120.030
Total goods less foods and energy inputs to stage 4 intermediate demand.....	04/10	ID5	9416	131.837	132.788	134.524	136.201	137.396
Total goods inputs to stage 3 intermediate demand.....	04/10	ID5	9311	131.114	132.669	135.033	136.826	136.796
Total services inputs to stage 3 intermediate demand.....	04/10	ID5	9312	131.770	133.075	133.360	133.537	134.571
Total construction inputs to stage 3 intermediate demand.....	04/10	ID5	9313	127.343	129.100	129.735	130.462	130.830
Total foods inputs to stage 3 intermediate demand.....	04/10	ID5	9314	137.256	138.558	134.068	134.879	139.871
Total energy goods inputs to stage 3 intermediate demand.....	04/10	ID5	9315	105.254	107.861	118.008	120.944	114.681
Total goods less foods and energy inputs to stage 3 intermediate demand.....	04/10	ID5	9316	140.540	141.912	144.764	146.621	146.725
Total goods inputs to stage 2 intermediate demand.....	04/10	ID5	9211	113.682	117.610	126.904	128.811	121.276
Total services inputs to stage 2 intermediate demand.....	04/10	ID5	9212	128.916	130.123	130.027	130.676	132.312
Total construction inputs to stage 2 intermediate demand.....	04/10	ID5	9213	127.343	129.100	129.735	130.462	130.830
Total foods inputs to stage 2 intermediate demand.....	04/10	ID5	9214	155.219	154.055	148.936	147.813	148.533
Total energy goods inputs to stage 2 intermediate demand.....	04/10	ID5	9215	85.749	92.753	109.332	110.981	96.280
Total goods less foods and energy inputs to stage 2 intermediate demand.....	04/10	ID5	9216	132.060	132.626	134.424	136.841	137.276
Total goods inputs to stage 1 intermediate demand.....	04/10	ID5	9111	120.697	121.398	124.479	127.124	126.796
Total services inputs to stage 1 intermediate demand.....	04/10	ID5	9112	134.383	133.896	133.441	133.649	134.419

See footnotes at end of table.

Table 3. Producer price indexes for Final Demand-Intermediate Demand groupings, seasonally adjusted — Continued

[December 2021, Index base Nov. 2009=100, unless otherwise indicated]

Grouping	Other index base	Commodity code		Seasonally adjusted index ¹				
		Group code	Item code	Aug. 2021	Sept. 2021 ^p	Oct. 2021 ^p	Nov. 2021 ^p	Dec. 2021 ^p
Total construction inputs to stage 1 intermediate demand.	04/10	ID5	9117	127.343	129.100	129.735	130.462	130.830
Total foods inputs to stage 1 intermediate demand.	04/10	ID5	9114	148.458	143.003	138.695	142.239	143.908
Total energy goods inputs to stage 1 intermediate demand.	04/10	ID5	9115	117.529	119.668	129.474	134.028	129.146
Total goods less foods and energy inputs to stage 1 intermediate demand.	04/10	ID5	9116	117.964	118.752	120.617	122.631	123.325

¹ All indexes are subject to revision for 4 months after their originally scheduled publication to incorporate late reports and corrections by survey respondents. In addition, seasonally adjusted indexes are subject to change for up to 5 years due to the recalculation of seasonal factors published each January.

² PPI defines Total finished as including only the personal consumption and private capital investment portions of final demand.

³ Trade indexes measure changes in margins received by wholesalers and retailers.

⁴ The PPI definition of foods does not include food and beverages for immediate consumption. PPI defines food and beverages for immediate consumption as the service of preparing meals, snacks, and beverages to customer order for immediate on-premises and off-premises consumption.

⁵ Distributive services include transportation, warehousing, and trade of goods.

⁶ Includes intermediate trade, transportation, and warehousing services.

⁷ Includes crude petroleum.

⁸ Excludes crude petroleum.

p Preliminary

"-" Data not available.

Table 4. Producer price index percentage changes and weights for Final Demand-Intermediate Demand groupings, not seasonally adjusted
[December 2021]

Title	Commodity code		Relative Importance Dec. 2020 ¹	Unadjusted 12-month percent change ² Dec. 2020 to Dec. 2021 ^P	Unadjusted 1-month percent change ²				
	Group code	Item code			July to Aug.	Aug. to Sept. ^P	Sept. to Oct. ^P	Oct. to Nov. ^P	Nov. to Dec. ^P
Final Demand									
Final demand.....	FD	4	100.000	9.7	0.7	0.3	0.8	0.7	0.0
Final demand goods.....	FD	41	32.135	13.4	0.6	0.8	1.1	0.7	-0.6
Final demand foods.....	FD	411	5.590	12.9	1.9	1.6	-0.5	1.2	-0.3
Finished consumer goods ³	FD	4111	4.338	12.1	2.0	2.2	-0.1	1.2	-0.5
Finished consumer foods, crude.....	FD	41113	0.394	28.4	5.4	9.4	6.1	11.5	-3.2
Finished consumer foods, processed.....	FD	41112	3.944	10.5	1.7	1.6	-0.8	0.1	-0.2
Government purchased foods.....	FD	4112	0.396	12.8	2.2	1.7	-2.0	0.2	-0.6
Foods for export.....	FD	4113	0.856	16.7	1.3	-1.5	-1.8	1.7	0.5
Final demand energy.....	FD	412	4.993	31.4	-0.1	1.3	3.7	0.2	-4.3
Finished consumer energy goods ³	FD	4121	4.040	29.7	0.2	1.0	2.9	0.0	-4.2
Government purchased energy.....	FD	4122	0.672	36.6	-0.9	2.2	6.0	0.7	-4.6
Energy for export.....	FD	4123	0.281	43.3	-2.6	3.0	8.5	1.0	-5.3
Final demand goods less foods and energy.....	FD	413	21.553	9.4	0.5	0.5	0.8	0.8	0.4
Finished goods less foods and energy ³	FD	4131	12.487	6.5	0.4	0.6	0.8	0.6	0.6
Finished consumer goods less foods and energy.....	FD	41311	6.666	6.4	0.5	0.6	0.6	0.6	0.5
Nondurable consumer goods less foods and energy.....	FD	413111	4.216	5.8	0.4	0.6	0.5	0.6	0.5
Durable consumer goods.....	FD	413112	2.450	7.4	0.6	0.6	0.9	0.5	0.6
Private capital equipment.....	FD	41312	5.821	6.6	0.3	0.6	0.9	0.6	0.6
Private capital equipment for manufacturing industries.....	FD	413121	1.267	9.0	0.3	0.9	0.7	0.6	0.6
Private capital equipment for nonmanufacturing industries.....	FD	413122	4.554	5.9	0.3	0.5	0.9	0.5	0.6
Government purchased goods, excluding foods and energy.....	FD	4132	2.276	9.2	0.5	0.6	0.7	0.9	0.6
Government purchased goods excluding foods, energy, and capital equipment.....	FD	41321	1.298	13.6	0.8	0.5	0.9	1.3	0.8
Government purchased capital equipment.....	FD	41322	0.978	3.3	0.1	0.7	0.3	0.2	0.4
Goods for export, excluding foods and energy.....	FD	4133	6.790	14.7	0.8	0.3	1.0	1.1	0.0
Final demand services.....	FD	42	66.160	7.9	0.8	0.1	0.4	0.6	0.2
Final demand trade services ⁴	FD	423	19.686	13.3	2.2	0.4	1.1	0.7	0.5
Trade of finished goods ³	FD	4231	16.883	13.5	2.1	0.7	1.0	0.8	0.3
Trade of personal consumption goods.....	FD	42311	13.869	12.9	2.2	0.6	0.6	0.6	0.3
Trade of private capital equipment.....	FD	42312	3.014	16.3	1.4	0.8	2.8	1.6	0.4
Trade of government purchased goods.....	FD	4232	0.741	11.9	3.2	-1.3	1.7	0.7	1.1
Trade of government purchased goods, excluding capital equipment.....	FD	42321	0.472	10.8	4.1	-2.3	0.9	0.1	1.3
Trade of government purchased capital equipment.....	FD	42322	0.269	13.9	1.8	0.4	3.1	1.7	0.9
Trade of exports.....	FD	4233	2.062	12.2	2.8	-1.2	1.6	0.3	1.4
Final demand transportation and warehousing services.....	FD	422	4.137	16.6	0.2	-1.6	1.8	2.6	1.3
Transportation of passengers for final demand.....	FD	4221	1.007	20.6	-1.1	-9.9	1.8	4.3	4.0
Transportation of private passengers.....	FD	42211	0.680	20.5	-1.1	-9.9	1.8	4.3	4.0
Transportation of government passengers.....	FD	42212	0.082	20.3	-1.1	-9.8	1.8	4.3	4.0
Transportation of passengers for export.....	FD	42213	0.245	20.9	-1.1	-10.1	1.8	4.4	4.1
Transportation and warehousing of goods for final demand.....	FD	4222	3.130	15.4	0.7	1.3	1.8	2.1	0.5
Transportation and warehousing of finished goods ³	FD	42221	2.051	15.8	0.7	1.4	1.9	2.2	0.5
Transportation and warehousing of personal consumption goods.....	FD	422211	1.648	15.6	0.7	1.5	1.9	2.2	0.5
Transportation and warehousing of private capital equipment.....	FD	422212	0.403	16.4	0.7	1.2	2.0	2.3	0.6
Transportation and warehousing of government purchased goods.....	FD	42222	0.191	14.3	0.7	1.6	1.8	1.7	0.7
Transportation and warehousing of exports.....	FD	42223	0.888	14.5	0.6	1.0	1.7	2.0	0.4
Final demand services less trade, transportation, and warehousing.....	FD	421	42.337	4.5	0.2	0.1	0.0	0.4	0.0
Finished services less trade, transportation, and warehousing ³	FD	4211	37.170	4.3	0.2	0.1	0.0	0.4	0.0
Finished consumer services less trade, transportation, and warehousing.....	FD	42111	33.383	4.1	0.1	0.0	0.0	0.4	0.0
Private capital investment services less trade, transportation, and warehousing.....	FD	42112	3.787	6.3	0.6	0.3	0.5	0.0	0.2
Government purchased services less trade, transportation, and warehousing.....	FD	4212	2.615	4.3	0.2	0.2	-0.1	0.4	0.2
Gov. purchased services less trade, transportation, and warehousing, excl. capital investment.....	FD	42121	2.501	4.4	0.2	0.2	-0.1	0.5	0.2
Government purchased capital investment services less trade, transportation, and warehousing.....	FD	42122	0.114	1.8	0.0	-0.1	0.8	-0.2	0.2
Services for export less trade, transportation, and warehousing.....	FD	4213	2.552	6.8	-0.1	0.3	-0.5	0.9	-0.1
Final demand construction.....	FD	43	1.705	12.4	0.4	0.2	6.0	0.3	0.3
Construction for private capital investment.....	FD	431	1.100	13.4	0.3	0.2	6.9	0.3	0.4
Construction for government.....	FD	432	0.606	10.5	0.5	0.4	4.5	0.3	0.1
Special Groupings of Final Demand									
Final demand less exports.....	FD	49101	86.326	9.1	0.7	0.4	0.7	0.6	-0.1
Final demand less government.....	FD	49102	92.421	9.6	0.7	0.3	0.7	0.7	0.0

See footnotes at end of table.

Table 4. Producer price index percentage changes and weights for Final Demand-Intermediate Demand groupings, not seasonally adjusted — Continued
[December 2021]

Title	Commodity code		Relative Importance Dec. 2020 ¹	Unadjusted 12-month percent change ² Dec. 2020 to Dec. 2021 ^P	Unadjusted 1-month percent change ²				
	Group code	Item code			July to Aug.	Aug. to Sept. ^P	Sept. to Oct. ^P	Oct. to Nov. ^P	Nov. to Dec. ^P
Final demand less foods, food and nonalcoholic beverages for immediate consumption, and energy ⁵	FD	49103	88.904	8.4	0.7	0.2	0.6	0.7	0.3
Final demand less foods and energy ⁵	FD	49104	89.417	8.3	0.7	0.2	0.6	0.7	0.3
Final demand less foods and food and nonalcoholic beverages for immediate consumption ⁵	FD	49105	93.897	9.8	0.7	0.2	0.9	0.7	0.0
Final demand less foods ⁵	FD	49106	94.410	9.6	0.7	0.2	0.8	0.6	0.0
Final demand less energy.....	FD	49107	95.007	8.6	0.8	0.2	0.6	0.7	0.3
Final demand less trade services.....	FD	49108	80.314	8.8	0.4	0.3	0.7	0.7	-0.2
Final demand less distributive services ⁶	FD	49109	77.184	8.6	0.4	0.3	0.6	0.6	-0.2
Final demand goods less energy.....	FD	49111	27.143	10.1	0.8	0.7	0.5	0.9	0.2
Final demand goods less foods.....	FD	49112	26.546	13.5	0.4	0.7	1.4	0.7	-0.7
Final demand services less trade services.....	FD	49113	46.474	5.6	0.2	-0.1	0.2	0.6	0.1
Final demand distributive services ⁶	FD	49114	22.816	13.6	2.0	0.5	1.2	0.9	0.5
Final demand goods plus final demand distributive services ⁶	FD	49115	54.952	13.5	1.2	0.7	1.1	0.8	-0.2
Final demand less foods, energy, and trade services ⁵	FD	49116	69.731	6.9	0.3	0.1	0.5	0.7	0.2
Private and government purchased capital equipment.....	FD	49117	6.799	6.1	0.3	0.6	0.8	0.5	0.6
Private and government purchased capital investment services.....	FD	49118	7.587	11.1	1.0	0.5	1.6	0.9	0.3
Total private and government purchased capital investment.....	FD	49119	14.386	9.1	0.6	0.5	1.8	0.7	0.4
Total finished ³	FD	49201	78.749	9.0	0.7	0.4	0.7	0.6	-0.1
Total finished less foods, food and nonalcoholic beverages for immediate consumption, and energy ^{3, 5}	FD	49202	69.863	7.6	0.7	0.2	0.6	0.6	0.3
Total finished less foods and energy ^{3, 5}	FD	49203	70.371	7.6	0.7	0.2	0.6	0.6	0.3
Total finished less foods and food and nonalcoholic beverages for immediate consumption ⁵	FD	49204	73.903	8.8	0.7	0.3	0.7	0.6	0.0
Total finished less foods ^{3, 5}	FD	49205	74.411	8.8	0.7	0.3	0.7	0.6	0.0
Total finished less energy ³	FD	49206	74.709	7.8	0.8	0.3	0.5	0.6	0.2
Finished goods ³	FD	49207	20.865	12.2	0.7	1.0	1.1	0.6	-0.7
Finished goods less energy ³	FD	49208	16.825	7.9	0.8	1.0	0.5	0.7	0.3
Finished goods, excluding foods ^{3, 5}	FD	49209	16.527	12.2	0.3	0.7	1.4	0.4	-0.8
Finished services ³	FD	49210	56.784	7.7	0.8	0.2	0.4	0.6	0.2
Private capital investment services.....	FD	49211	7.204	11.0	0.9	0.6	1.6	0.9	0.3
Finished distributive services ^{3, 6}	FD	49212	18.934	13.8	1.9	0.7	1.1	0.9	0.4
Finished services less trade services ³	FD	49213	39.901	5.2	0.2	-0.1	0.2	0.5	0.1
Finished services less distributive services ^{3, 6}	FD	49214	37.850	4.6	0.1	-0.2	0.1	0.4	0.1
Total private capital investment (goods, services, and construction).....	FD	49215	14.125	9.4	0.6	0.5	1.7	0.7	0.5
Finished goods plus finished distributive services ^{3, 6}	FD	49216	39.799	12.9	1.3	0.9	1.1	0.7	-0.2
Total exports.....	FD	49301	13.674	13.7	0.8	-0.2	0.9	1.1	0.2
Goods for export.....	FD	49302	7.927	15.9	0.7	0.2	1.0	1.2	-0.2
Services for export.....	FD	49303	5.747	10.6	1.0	-0.6	0.7	1.0	0.7
Total government purchases.....	FD	49401	7.579	10.8	0.6	0.4	1.3	0.7	-0.1
Government purchased goods.....	FD	49402	3.344	15.1	0.4	1.1	1.6	0.8	-0.8
Government purchased services.....	FD	49403	3.629	6.7	0.8	-0.3	0.4	0.6	0.5
Total government purchased capital investment (goods, services, construction).....	FD	49404	1.967	6.9	0.5	0.5	2.1	0.4	0.4
Personal consumption.....	FD	49501	64.624	8.9	0.7	0.4	0.5	0.6	-0.2
Personal consumption goods (finished consumer goods).....	FD	49502	15.044	14.3	0.8	1.2	1.1	0.6	-1.2
Personal consumption goods less energy.....	FD	49503	11.004	8.6	1.1	1.2	0.3	0.8	0.1
Personal consumption goods less foods.....	FD	49504	10.706	15.2	0.3	0.8	1.6	0.3	-1.5
Personal consumption nondurable goods less foods.....	FD	49508	8.256	17.5	0.3	0.8	1.8	0.3	-2.1
Personal consumption services.....	FD	49505	49.580	7.2	0.7	0.1	0.2	0.6	0.2
Personal consumption less trade services.....	FD	49506	50.755	7.7	0.3	0.3	0.4	0.6	-0.3
Personal consumption less distributive services ⁶	FD	49507	49.107	7.5	0.3	0.2	0.4	0.5	-0.4
Personal consumption less foods and energy.....	FD	49510	56.246	7.1	0.7	0.1	0.3	0.6	0.2
Personal consumption less foods, energy, and trade services ⁴	FD	49511	42.377	5.2	0.2	0.0	0.2	0.6	0.2
Personal consumption less foods, energy, and distributive services ⁶	FD	49512	40.729	4.7	0.2	-0.1	0.1	0.5	0.2
Personal consumption goods plus personal consumption distributive services ⁶	FD	49509	30.561	13.8	1.4	0.9	0.9	0.7	-0.4
Intermediate Demand by Commodity Type									
Processed goods									
Processed goods for intermediate demand.....	ID6	1	100.000	24.4	0.7	1.0	2.0	1.3	-0.3
Materials and components for manufacturing.....	ID6	11	44.783	27.7	1.6	1.0	1.6	1.1	0.3
Materials for manufacturing.....	ID6	111	27.352	38.3	1.9	1.0	1.9	1.2	0.0
Materials for food manufacturing.....	ID6	1111	4.375	15.8	2.0	1.5	-0.8	-0.1	-0.4
Materials for nondurable manufacturing.....	ID6	1112	12.322	32.3	2.1	-0.5	1.6	1.2	-0.3
Materials for durable manufacturing.....	ID6	1113	10.655	54.7	1.6	2.4	3.0	1.6	0.5
Components for manufacturing.....	ID6	112	17.431	10.8	1.0	0.9	1.2	0.8	0.8
Components for nondurable manufacturing.....	ID6	1121	0.832	20.5	1.1	1.4	2.4	1.5	1.6
Components for durable manufacturing.....	ID6	1122	16.599	10.3	1.0	0.9	1.1	0.7	0.7

See footnotes at end of table.

Table 4. Producer price index percentage changes and weights for Final Demand-Intermediate Demand groupings, not seasonally adjusted — Continued
[December 2021]

Title	Commodity code		Relative Importance Dec. 2020 ¹	Unadjusted 12-month percent change ² Dec. 2020 to Dec. 2021 ^P	Unadjusted 1-month percent change ²				
	Group code	Item code			July to Aug.	Aug. to Sept. ^P	Sept. to Oct. ^P	Oct. to Nov. ^P	Nov. to Dec. ^P
Materials and components for construction.....	ID6	12	9.205	22.0	-0.1	0.4	1.4	1.5	1.6
Materials for construction.....	ID6	121	4.165	14.8	-3.1	-0.9	0.9	1.3	1.7
Components for construction.....	ID6	122	5.040	28.0	2.4	1.4	1.7	1.7	1.4
Processed fuels and lubricants for intermediate demand.....	ID6	13	17.430	34.1	-1.1	2.0	5.0	1.9	-3.8
Processed fuels and lubricants to manufacturing industries.....	ID6	131	4.591	26.6	-0.5	1.2	1.5	-0.7	-1.8
Processed fuels and lubricants to nonmanufacturing industries.....	ID6	132	12.839	36.9	-1.3	2.3	6.2	2.7	-4.4
Containers for intermediate demand.....	ID6	14	2.963	16.8	1.1	1.1	2.5	0.9	0.8
Supplies for intermediate demand.....	ID6	15	25.620	13.7	0.8	0.6	0.7	1.1	0.7
Supplies to manufacturing industries.....	ID6	151	3.461	15.8	1.4	1.0	1.5	1.2	0.3
Supplies to nonmanufacturing industries.....	ID6	152	22.159	13.4	0.7	0.6	0.5	1.0	0.8
Supplies to nonmanufacturing industries, feeds.....	ID6	1521	1.941	10.0	-0.3	-0.6	-2.1	0.2	0.4
Supplies to nonmanufacturing industries, other than feeds.....	ID6	1522	20.218	13.7	0.8	0.7	0.8	1.1	0.8
Unprocessed goods									
Unprocessed goods for intermediate demand.....	ID6	2	100.000	38.0	0.3	1.4	7.0	2.4	-5.5
Unprocessed foodstuffs and feedstuffs.....	ID6	21	38.418	25.9	0.9	-2.4	-0.6	2.4	3.0
Unprocessed nonfood materials.....	ID6	22	61.583	45.7	0.0	3.6	10.6	2.4	-9.1
Unprocessed nonfood materials except fuel.....	ID6	221	44.198	33.5	-3.0	0.3	5.4	2.8	-8.3
Unprocessed nonfood materials except fuel to manufacturing industries.....	ID6	2211	41.651	35.3	-3.1	0.3	5.7	2.9	-8.6
Unprocessed nonfood materials except fuel to nonmanufacturing industries.....	ID6	2212	2.547	4.0	0.2	0.1	0.0	0.3	-0.2
Unprocessed fuel.....	ID6	222	17.385	76.4	8.1	11.3	21.6	1.7	-10.7
Unprocessed fuel to manufacturing industries.....	ID6	2221	1.258	22.8	2.5	5.4	6.3	1.3	-4.8
Unprocessed fuel to nonmanufacturing industries.....	ID6	2222	16.127	80.6	8.4	11.7	22.5	1.8	-11.0
Services									
Services for intermediate demand.....	ID6	3	100.000	8.0	0.4	0.2	0.0	0.4	0.6
Trade services for intermediate demand ⁴	ID6	33	21.305	13.4	1.9	-1.2	0.5	-1.1	1.4
Trade services for manufacturing industries.....	ID6	331	10.811	14.5	2.5	-0.8	0.8	-1.1	1.4
Trade services for nonmanufacturing industries.....	ID6	332	10.494	12.2	1.4	-1.6	0.2	-1.1	1.4
Transportation and warehousing services for intermediate demand.....	ID6	32	12.368	16.0	0.5	2.2	0.7	0.7	1.4
Transportation of passengers for intermediate demand.....	ID6	321	0.878	20.2	-1.1	-9.8	1.8	4.2	3.9
Transportation of passengers for manufacturing industries.....	ID6	3211	0.103	20.9	-1.1	-10.1	1.8	4.4	4.1
Transportation of passengers for nonmanufacturing industries.....	ID6	3212	0.775	20.2	-1.1	-9.8	1.7	4.2	3.9
Transportation and warehousing of goods for intermediate demand.....	ID6	322	11.490	15.7	0.7	3.2	0.6	0.5	1.2
Transportation and warehousing of goods for manufacturing industries.....	ID6	3221	2.395	12.9	0.6	1.0	1.6	1.5	0.7
Transportation and warehousing of goods for nonmanufacturing industries.....	ID6	3222	9.095	16.5	0.7	3.8	0.4	0.2	1.4
Services less trade, transportation, and warehousing for intermediate demand.....	ID6	31	66.328	4.8	-0.1	0.3	-0.3	0.8	0.1
Services less trade, transportation, and warehousing for manufacturing industries.....	ID6	311	2.090	5.6	0.2	0.1	1.1	0.2	0.3
Services less trade, transportation, and warehousing for nonmanufacturing industries.....	ID6	312	64.238	4.8	-0.1	0.3	-0.4	0.8	0.1
Construction									
Construction for intermediate demand.....	ID6	4	100.000	10.1	1.9	1.4	0.5	0.6	0.3
Special Groupings of Intermediate Demand by Commodity Type									
Processed materials less foods and feeds.....	ID6	9111	91.383	25.4	0.7	1.0	2.3	1.4	-0.3
Processed foods and feeds.....	ID6	9112	8.617	13.4	1.5	1.1	-1.2	-0.1	-0.2
Processed energy goods.....	ID6	9113	17.430	34.2	-1.1	2.0	5.0	1.9	-3.8
Processed materials less energy.....	ID6	9118	82.570	22.3	1.2	0.8	1.3	1.1	0.6
Processed materials less foods and energy.....	ID6	9115	73.953	23.3	1.1	0.8	1.6	1.2	0.7
Intermediate distributive services ⁷	ID6	9116	32.795	14.2	1.5	0.3	0.5	-0.5	1.3
Processed goods plus intermediate distributive services.....	ID6	9117	-	21.3	1.0	0.8	1.6	0.7	0.2
Unprocessed materials less agricultural products.....	ID6	9211	56.729	46.6	0.3	5.0	11.7	2.0	-10.0
Unprocessed energy materials ⁸	ID6	9212	34.024	64.3	0.2	7.9	18.0	1.7	-13.0
Unprocessed materials less energy.....	ID6	9213	65.976	25.0	0.6	-2.5	-0.6	3.2	1.1
Unprocessed nonfood materials less energy ⁹	ID6	9216	27.558	22.9	0.2	-2.6	-1.2	3.9	-1.6
Intermediate Demand by Production Flow									
Stage 4 Intermediate Demand									
Stage 4 intermediate demand.....	ID5	4	100.000	12.4	0.6	0.3	0.5	0.8	0.5
Inputs to stage 4 goods producers.....	ID5	41	31.937	15.6	1.2	0.2	1.2	0.9	0.8
Goods.....	ID5	411	22.264	17.1	1.2	0.6	1.2	1.3	0.5
Foods.....	ID5	4111	2.970	20.3	1.5	-1.8	-0.6	2.8	0.5
Energy.....	ID5	4112	0.161	32.5	-3.4	1.6	4.3	3.1	2.3

See footnotes at end of table.

Table 4. Producer price index percentage changes and weights for Final Demand-Intermediate Demand groupings, not seasonally adjusted — Continued
 [December 2021]

Title	Commodity code		Relative Importance Dec. 2020 ¹	Unadjusted 12-month percent change ² Dec. 2020 to Dec. 2021 ^P	Unadjusted 1-month percent change ²				
	Group code	Item code			July to Aug.	Aug. to Sept. ^P	Sept. to Oct. ^P	Oct. to Nov. ^P	Nov. to Dec. ^P
Goods excluding foods and energy.....	ID5	4113	19.133	16.5	1.2	1.0	1.5	1.0	0.5
Services.....	ID5	412	9.673	12.3	1.1	-0.7	1.3	0.0	1.5
Trade services.....	ID5	4123	7.630	13.6	1.3	-0.8	1.4	-0.1	1.8
Transportation and warehousing services.....	ID5	4122	0.477	11.8	0.4	-0.8	1.4	1.8	1.0
Transportation of passengers.....	ID5	41221	0.061	20.9	-1.1	-10.1	1.8	4.4	4.1
Transportation and warehousing of goods.....	ID5	41222	0.416	10.5	0.6	0.8	1.4	1.4	0.5
Services less trade, transportation, and warehousing.....	ID5	4121	1.566	5.9	0.0	-0.1	0.9	0.1	0.1
Inputs to stage 4 services producers.....	ID5	42	54.335	8.8	0.5	0.4	-0.2	0.8	0.4
Goods.....	ID5	421	13.790	13.9	0.6	0.6	0.2	0.8	0.2
Foods.....	ID5	4211	2.286	15.5	2.5	1.1	-1.6	-0.6	-0.5
Energy.....	ID5	4212	3.602	17.6	-0.3	0.7	-0.1	1.1	-1.5
Goods excluding foods and energy.....	ID5	4213	7.902	11.7	0.5	0.4	0.8	1.1	1.3
Services.....	ID5	422	40.456	7.0	0.4	0.3	-0.4	0.8	0.4
Trade services.....	ID5	4223	4.563	11.5	2.7	-1.2	1.3	-0.1	1.6
Transportation and warehousing services.....	ID5	4222	3.239	13.8	0.6	1.5	1.1	0.5	1.7
Transportation of passengers.....	ID5	42221	0.389	20.7	-1.1	-10.0	1.8	4.3	4.0
Transportation and warehousing of goods.....	ID5	42222	2.850	12.9	0.9	3.3	1.0	0.0	1.4
Services less trade, transportation, and warehousing.....	ID5	4221	32.654	5.7	0.0	0.3	-0.7	0.9	0.1
Construction.....	ID5	423	0.089	10.1	1.9	1.4	0.5	0.6	0.3
Inputs to stage 4 construction producers.....	ID5	43	13.727	19.8	-0.1	0.2	1.3	0.8	0.6
Goods.....	ID5	431	9.555	23.4	-0.6	0.5	1.6	1.6	0.7
Energy.....	ID5	4312	0.596	59.1	-1.8	1.5	6.4	0.9	-6.8
Goods excluding foods and energy.....	ID5	4313	8.959	21.0	-0.5	0.4	1.2	1.7	1.4
Services.....	ID5	432	4.172	11.7	0.9	-0.5	0.4	-1.2	0.3
Trade services.....	ID5	4323	1.945	18.1	1.6	-1.2	0.0	-3.2	0.4
Transportation and warehousing services.....	ID5	4322	0.596	15.5	0.7	0.9	1.8	2.3	0.6
Transportation of passengers.....	ID5	43221	0.012	20.8	-1.1	-10.1	1.8	4.4	4.1
Transportation and warehousing of goods.....	ID5	43222	0.584	15.4	0.8	1.2	1.8	2.3	0.5
Services less trade, transportation, and warehousing.....	ID5	4321	1.631	2.5	0.1	0.1	0.5	0.2	-0.1
Stage 3 Intermediate Demand									
Stage 3 intermediate demand.....	ID5	3	100.000	20.2	0.7	0.6	1.3	0.8	0.2
Inputs to stage 3 goods producers.....	ID5	31	46.783	29.3	1.5	0.0	1.4	1.0	0.7
Goods.....	ID5	311	36.932	33.1	1.3	0.0	1.6	1.5	0.7
Foods.....	ID5	3111	11.807	26.2	0.1	-2.6	-0.3	1.8	3.6
Energy.....	ID5	3112	1.229	50.2	-1.3	1.6	5.4	5.9	-2.6
Goods excluding foods and energy.....	ID5	3113	23.896	35.7	2.1	1.1	2.2	1.1	-0.2
Services.....	ID5	312	9.851	15.7	2.1	0.2	0.6	-1.0	0.7
Trade services.....	ID5	3123	5.778	18.6	3.1	0.0	0.0	-2.5	0.7
Transportation and warehousing services.....	ID5	3122	2.630	14.7	0.6	0.5	1.7	1.9	0.8
Transportation of passengers.....	ID5	31221	0.117	20.8	-1.1	-10.1	1.8	4.4	4.1
Transportation and warehousing of goods.....	ID5	31222	2.513	14.4	0.6	1.1	1.7	1.8	0.7
Services less trade, transportation, and warehousing.....	ID5	3121	1.443	5.8	0.2	0.1	1.4	0.4	0.4
Inputs to stage 3 services producers.....	ID5	32	51.802	11.9	0.0	1.2	1.2	0.6	-0.3
Goods.....	ID5	321	9.293	31.3	-0.5	1.8	5.5	0.7	-3.5
Foods.....	ID5	3211	0.097	7.2	0.1	1.0	0.3	1.0	0.7
Energy.....	ID5	3212	4.955	46.2	-1.4	2.9	8.4	0.2	-6.1
Goods excluding foods and energy.....	ID5	3213	4.241	14.3	0.9	0.3	1.2	1.5	0.4
Services.....	ID5	322	41.514	7.7	0.1	1.1	0.0	0.6	0.5
Trade services.....	ID5	3223	2.761	12.8	5.1	-2.3	-0.3	0.2	0.6
Transportation and warehousing services.....	ID5	3222	9.008	17.7	0.6	4.3	-0.2	-0.2	1.5
Transportation of passengers.....	ID5	32221	0.025	3.1	-0.1	0.4	0.1	0.1	0.1
Transportation and warehousing of goods.....	ID5	32222	8.983	17.7	0.6	4.3	-0.2	-0.2	1.5
Services less trade, transportation, and warehousing.....	ID5	3221	29.745	4.2	-0.6	0.4	0.1	0.8	0.2
Construction.....	ID5	323	0.995	10.1	1.9	1.4	0.5	0.6	0.3
Inputs to stage 3 construction producers.....	ID5	33	1.416	14.7	-3.7	-1.4	0.7	-1.8	1.1
Goods.....	ID5	331	0.560	21.9	-2.7	-0.3	1.9	1.5	1.9
Goods excluding foods and energy.....	ID5	3313	0.560	21.9	-2.7	-0.3	1.9	1.5	1.9
Services.....	ID5	332	0.856	10.1	-4.3	-2.1	-0.1	-4.0	0.5
Trade services.....	ID5	3323	0.810	10.2	-4.6	-2.3	-0.2	-4.3	0.5
Transportation and warehousing services.....	ID5	3322	0.016	9.8	0.3	0.8	1.4	0.4	1.1
Transportation and warehousing of goods.....	ID5	33222	0.016	9.8	0.3	0.8	1.4	0.4	1.1
Services less trade, transportation, and warehousing.....	ID5	3321	0.030	7.7	0.5	0.4	1.9	0.6	0.8
Stage 2 Intermediate Demand									
Stage 2 intermediate demand.....	ID5	2	100.000	21.2	0.7	1.9	3.7	1.1	-2.5
Inputs to stage 2 goods producers.....	ID5	21	50.197	32.7	0.9	2.8	6.9	1.2	-4.9

See footnotes at end of table.

Table 4. Producer price index percentage changes and weights for Final Demand-Intermediate Demand groupings, not seasonally adjusted — Continued
 [December 2021]

Title	Commodity code		Relative Importance Dec. 2020 ¹	Unadjusted 12-month percent change ² Dec. 2020 to Dec. 2021 ^P	Unadjusted 1-month percent change ²				
	Group code	Item code			July to Aug.	Aug. to Sept. ^P	Sept. to Oct. ^P	Oct. to Nov. ^P	Nov. to Dec. ^P
Goods.....	ID5	211	36.665	41.5	0.6	3.6	8.7	1.6	-6.5
Foods.....	ID5	2111	3.401	12.9	-1.7	-2.9	-2.9	0.4	2.1
Energy.....	ID5	2112	14.616	66.1	0.3	8.3	18.0	1.4	-13.3
Goods excluding foods and energy.....	ID5	2113	18.648	27.5	1.4	0.2	1.4	2.0	0.0
Services.....	ID5	212	13.012	8.6	1.7	0.0	0.9	-0.4	1.1
Trade services.....	ID5	2123	5.888	10.0	3.5	-0.6	1.1	-1.4	1.6
Transportation and warehousing services.....	ID5	2122	3.711	9.2	0.3	0.7	1.0	0.3	1.3
Transportation of passengers.....	ID5	21221	0.157	19.5	-1.0	-9.4	1.7	4.1	3.8
Transportation and warehousing of goods.....	ID5	21222	3.554	8.8	0.3	1.2	1.0	0.1	1.2
Services less trade, transportation, and warehousing.....	ID5	2121	3.413	5.6	0.2	0.3	0.2	0.8	0.1
Construction.....	ID5	213	0.520	10.1	1.9	1.4	0.5	0.6	0.3
Inputs to stage 2 services producers.....	ID5	22	49.801	9.7	0.4	1.0	-0.1	1.0	0.6
Goods.....	ID5	221	5.802	20.7	0.8	0.9	1.8	1.8	0.7
Foods.....	ID5	2211	0.033	15.7	-0.3	-0.3	-0.3	1.0	1.1
Energy.....	ID5	2212	0.306	55.9	-1.9	3.3	12.7	9.2	-5.1
Goods excluding foods and energy.....	ID5	2213	5.463	18.7	1.0	0.7	1.1	1.3	1.1
Services.....	ID5	222	42.261	8.1	0.3	1.0	-0.4	0.9	0.6
Trade services.....	ID5	2223	2.599	17.4	3.4	-0.3	-1.8	3.1	5.3
Transportation and warehousing services.....	ID5	2222	2.809	37.1	1.2	7.5	-1.1	0.1	3.6
Transportation of passengers.....	ID5	22221	0.356	20.6	-1.1	-10.0	1.8	4.3	4.0
Transportation and warehousing of goods.....	ID5	22222	2.453	39.4	1.5	10.0	-1.5	-0.4	3.6
Services less trade, transportation, and warehousing.....	ID5	2221	36.853	5.3	0.0	0.4	-0.2	0.8	0.0
Construction.....	ID5	223	1.738	10.1	1.9	1.4	0.5	0.6	0.3
Stage 1 Intermediate Demand									
Stage 1 intermediate demand.....	ID5	1	100.000	17.5	0.5	0.0	1.1	0.9	0.2
Inputs to stage 1 goods producers.....	ID5	11	32.075	29.7	1.7	-0.2	1.7	1.7	0.3
Goods.....	ID5	111	22.378	37.0	1.4	0.0	2.4	3.0	0.1
Foods.....	ID5	1111	2.960	26.1	1.0	-5.4	-1.7	2.8	2.5
Energy.....	ID5	1112	3.186	37.8	-1.9	2.2	8.2	7.5	-1.9
Goods excluding foods and energy.....	ID5	1113	16.232	38.8	2.0	0.6	2.0	2.1	0.2
Services.....	ID5	112	9.696	13.2	2.7	-0.6	0.1	-1.6	0.9
Trade services.....	ID5	1123	6.079	17.0	4.1	-1.0	-0.1	-2.7	1.1
Transportation and warehousing services.....	ID5	1122	0.505	13.7	-0.2	-0.6	2.5	0.6	2.8
Transportation of passengers.....	ID5	11221	0.082	20.9	-1.1	-10.1	1.8	4.4	4.1
Transportation and warehousing of goods.....	ID5	11222	0.423	12.3	-0.1	1.5	2.6	-0.1	2.5
Services less trade, transportation, and warehousing.....	ID5	1121	3.112	5.6	0.2	0.3	0.2	0.5	0.0
Construction.....	ID5	113	0.001	10.1	1.9	1.4	0.5	0.6	0.3
Inputs to stage 1 services producers.....	ID5	12	55.036	10.6	0.1	0.1	0.6	0.8	0.1
Goods.....	ID5	121	17.049	19.0	0.2	1.2	2.4	0.9	-0.5
Foods.....	ID5	1211	0.055	9.4	0.4	1.9	0.9	1.9	0.4
Energy.....	ID5	1212	5.079	34.1	-1.3	1.9	4.9	0.2	-3.3
Goods excluding foods and energy.....	ID5	1213	11.915	12.5	1.0	0.8	1.1	1.2	0.9
Services.....	ID5	122	37.982	6.8	0.1	-0.4	-0.3	0.7	0.3
Trade services.....	ID5	1223	3.936	13.7	2.8	-1.6	0.4	0.5	1.0
Transportation and warehousing services.....	ID5	1222	3.705	14.5	-0.1	-1.2	1.4	1.9	1.5
Transportation of passengers.....	ID5	12221	1.061	20.8	-1.1	-10.1	1.8	4.4	4.1
Transportation and warehousing of goods.....	ID5	12222	2.644	12.0	0.3	2.8	1.2	0.8	0.4
Services less trade, transportation, and warehousing.....	ID5	1221	30.341	4.9	-0.2	-0.1	-0.6	0.6	0.1
Construction.....	ID5	123	0.005	10.1	1.9	1.4	0.5	0.6	0.3
Inputs to stage 1 construction producers.....	ID5	13	12.890	17.3	-1.1	-0.1	1.3	-0.5	0.3
Goods.....	ID5	131	8.268	20.4	0.1	0.8	2.1	0.8	0.2
Energy.....	ID5	1312	0.641	51.9	-1.8	3.6	9.8	-1.5	-4.5
Goods excluding foods and energy.....	ID5	1313	7.627	17.7	0.4	0.5	1.2	1.1	0.8
Services.....	ID5	132	4.622	11.8	-3.1	-1.7	-0.1	-3.0	0.4
Trade services.....	ID5	1323	3.948	11.0	-3.7	-2.1	-0.4	-3.9	0.4
Transportation and warehousing services.....	ID5	1322	0.610	17.5	0.8	1.3	2.1	2.5	0.6
Transportation and warehousing of goods.....	ID5	13222	0.610	17.5	0.8	1.3	2.1	2.5	0.6
Services less trade, transportation, and warehousing.....	ID5	1321	0.064	2.8	0.1	0.1	0.6	0.1	0.0
Special Groupings of Intermediate Demand by Production Flow									
Total goods inputs to stage 4 intermediate demand.....	ID5	9411	45.609	17.5	0.7	0.6	1.0	1.2	0.5
Total services inputs to stage 4 intermediate demand.....	ID5	9412	54.301	8.3	0.6	0.0	0.0	0.5	0.6
Total construction inputs to stage 4 intermediate demand.....	ID5	9413	0.089	10.1	1.9	1.4	0.5	0.6	0.3
Total foods inputs to stage 4 intermediate demand.....	ID5	9414	5.256	18.1	1.9	-0.5	-1.0	1.4	0.1
Total energy goods inputs to stage 4 intermediate demand.....	ID5	9415	4.359	23.8	-0.7	0.8	1.2	1.1	-2.4
Total goods less foods and energy inputs to stage 4 intermediate demand.....	ID5	9416	35.994	16.6	0.6	0.7	1.3	1.2	0.9

See footnotes at end of table.

Table 4. Producer price index percentage changes and weights for Final Demand-Intermediate Demand groupings, not seasonally adjusted — Continued
[December 2021]

Title	Commodity code		Relative Importance Dec. 2020 ¹	Unadjusted 12-month percent change ² Dec. 2020 to Dec. 2021 ^p	Unadjusted 1-month percent change ²				
	Group code	Item code			July to Aug.	Aug. to Sept. ^p	Sept. to Oct. ^p	Oct. to Nov. ^p	Nov. to Dec. ^p
Total goods inputs to stage 3 intermediate demand.....	ID5	9311	46.785	32.5	0.9	0.4	2.4	1.3	-0.2
Total services inputs to stage 3 intermediate demand.....	ID5	9312	52.221	9.3	0.4	0.8	0.1	0.2	0.6
Total construction inputs to stage 3 intermediate demand.....	ID5	9313	0.995	10.1	1.9	1.4	0.5	0.6	0.3
Total foods inputs to stage 3 intermediate demand.....	ID5	9314	11.904	26.0	0.1	-2.6	-0.3	1.8	3.5
Total energy goods inputs to stage 3 intermediate demand.....	ID5	9315	6.184	47.0	-1.4	2.6	7.8	1.3	-5.4
Total goods less foods and energy inputs to stage 3 intermediate demand.....	ID5	9316	28.697	32.2	1.8	1.0	2.1	1.2	-0.1
Total goods inputs to stage 2 intermediate demand.....	ID5	9211	42.467	38.8	0.6	3.3	7.9	1.6	-5.8
Total services inputs to stage 2 intermediate demand.....	ID5	9212	55.273	8.2	0.6	0.7	-0.1	0.6	0.7
Total construction inputs to stage 2 intermediate demand.....	ID5	9213	2.258	10.1	1.9	1.4	0.5	0.6	0.3
Total foods inputs to stage 2 intermediate demand.....	ID5	9214	3.434	12.9	-1.7	-2.8	-2.9	0.4	2.1
Total energy goods inputs to stage 2 intermediate demand.....	ID5	9215	14.922	65.8	0.2	8.2	17.9	1.5	-13.2
Total goods less foods and energy inputs to stage 2 intermediate demand.....	ID5	9216	24.111	25.5	1.3	0.3	1.3	1.8	0.2
Total goods inputs to stage 1 intermediate demand.....	ID5	9111	47.695	27.9	0.8	0.5	2.3	1.9	-0.1
Total services inputs to stage 1 intermediate demand.....	ID5	9112	52.300	8.4	0.3	-0.6	-0.2	-0.1	0.5
Total construction inputs to stage 1 intermediate demand.....	ID5	9117	0.006	10.1	1.9	1.4	0.5	0.6	0.3
Total foods inputs to stage 1 intermediate demand.....	ID5	9114	3.015	25.7	1.0	-5.3	-1.7	2.7	2.4
Total energy goods inputs to stage 1 intermediate demand.....	ID5	9115	8.906	36.8	-1.5	2.1	6.4	2.5	-2.9
Total goods less foods and energy inputs to stage 1 intermediate demand.....	ID5	9116	35.774	25.5	1.4	0.6	1.6	1.6	0.5

¹ Comprehensive relative importance figures are initially computed after the publication of December indexes and are recalculated after final December indexes are available. Individual items and subtotals may not add exactly to totals because of rounding differences.

² All indexes are subject to revision for 4 months after their originally scheduled publication to incorporate late reports and corrections by survey respondents. In addition, seasonally adjusted indexes are subject to change for up to 5 years due to the recalculation of seasonal factors published each January.

³ PPI defines Total finished as including only the personal consumption and private capital investment portions of final demand.

⁴ Trade indexes measure changes in margins received by wholesalers and retailers.

⁵ The PPI definition of foods does not include food and beverages for immediate consumption. PPI defines food and beverages for immediate consumption as the service of preparing meals, snacks, and beverages to customer order for immediate on-premises and off-premises consumption.

⁶ Distributive services include transportation, warehousing, and trade of goods.

⁷ Includes intermediate trade, transportation, and warehousing services.

⁸ Includes crude petroleum.

⁹ Excludes crude petroleum.

p Preliminary

"-" Data not available.

Table 5. Producer price indexes for Final Demand-Intermediate Demand groupings, not seasonally adjusted
 [December 2021, Index base Nov. 2009=100, unless otherwise indicated]

Title	Other index base	Commodity code		Unadjusted index ¹				
		Group code	Item code	Aug. 2021	Sept. 2021 ^P	Oct. 2021 ^P	Nov. 2021 ^P	Dec. 2021 ^P
Final Demand								
Final demand.....		FD	4	128.755	129.155	130.128	131.002	130.956
Final demand goods.....		FD	41	128.296	129.342	130.767	131.736	130.941
Final demand foods.....		FD	411	133.625	135.746	135.016	136.603	136.156
Finished consumer foods ²	00/82	FD	4111	231.623	236.817	236.480	239.248	238.098
Finished consumer foods, crude.....	00/82	FD	411113	204.101	223.265	236.818	263.991	255.516
Finished consumer foods, processed.....	00/82	FD	411112	235.093	238.795	236.963	237.110	236.747
Government purchased foods.....		FD	4112	139.949	142.276	139.487	139.737	138.958
Foods for export.....		FD	4113	145.041	142.856	140.261	142.591	143.349
Final demand energy.....		FD	412	124.773	126.378	131.000	131.264	125.617
Finished consumer energy goods ²	00/82	FD	4121	197.658	199.671	205.493	205.583	197.010
Government purchased energy.....		FD	4122	127.224	129.980	137.733	138.758	132.344
Energy for export.....		FD	4123	109.224	112.467	122.033	123.286	116.775
Final demand goods less foods and energy.....		FD	413	127.834	128.439	129.487	130.501	131.027
Finished goods less foods and energy ²	00/82	FD	4131	219.790	221.057	222.722	223.998	225.305
Finished consumer goods less foods and energy.....	00/82	FD	41311	245.789	247.190	248.760	250.197	251.562
Nondurable consumer goods less foods and energy.....	00/82	FD	413111	315.182	317.013	318.491	320.438	322.031
Durable consumer goods.....	00/82	FD	413112	173.993	174.953	176.567	177.486	178.601
Private capital equipment.....	00/82	FD	41312	187.359	188.453	190.128	191.206	192.405
Private capital equipment for manufacturing industries.....	00/82	FD	413121	195.186	197.040	198.461	199.722	200.977
Private capital equipment for nonmanufacturing industries.....	00/82	FD	413122	184.887	185.773	187.514	188.540	189.721
Government purchased goods, excluding foods and energy.....		FD	4132	123.875	124.590	125.412	126.486	127.276
Government purchased goods excluding foods, energy, and capital equipment.....		FD	41321	130.173	130.790	131.951	133.648	134.674
Government purchased capital equipment.....		FD	41322	114.203	115.032	115.412	115.683	116.161
Goods for export, excluding foods and energy.....		FD	4133	129.633	129.977	131.242	132.710	132.746
Final demand services.....		FD	42	128.528	128.602	129.166	130.001	130.325
Final demand trade services ³		FD	423	134.377	134.901	136.349	137.340	138.015
Trade of finished goods ²		FD	4231	133.316	134.189	135.504	136.569	137.044
Trade of personal consumption goods.....		FD	42311	134.330	135.178	135.962	136.767	137.222
Trade of private capital equipment.....		FD	42312	127.395	128.366	131.965	134.139	134.697
Trade of government purchased goods.....		FD	4232	138.830	136.997	139.358	140.334	141.941
Trade of government purchased goods, excluding capital equipment.....		FD	42321	147.729	144.390	145.703	145.911	147.833
Trade of government purchased capital equipment.....		FD	42322	124.032	124.504	128.414	130.535	131.653
Trade of exports.....		FD	4233	142.648	140.964	143.241	143.605	145.681
Final demand transportation and warehousing services.....		FD	422	134.486	132.270	134.657	138.213	140.064
Transportation of passengers for final demand.....		FD	4221	115.319	103.845	105.697	110.265	114.690
Transportation of private passengers.....		FD	42211	115.363	103.920	105.768	110.324	114.738
Transportation of government passengers.....		FD	42212	115.331	104.026	105.853	110.358	114.723
Transportation of passengers for export.....		FD	42213	115.139	103.524	105.397	110.016	114.491
Transportation and warehousing of goods for final demand.....		FD	4222	141.288	143.158	145.752	148.828	149.538
Transportation and warehousing of finished goods ²		FD	42221	140.233	142.216	144.885	148.081	148.804
Transportation and warehousing of personal consumption goods.....		FD	422211	140.470	142.514	145.158	148.309	149.008
Transportation and warehousing of private capital equipment.....		FD	422212	139.286	141.019	143.792	147.168	147.989
Transportation and warehousing of government purchased goods.....		FD	42222	138.581	140.866	143.370	145.763	146.796
Transportation and warehousing of exports.....		FD	42223	145.378	146.899	149.348	152.311	152.923
Final demand services less trade, transportation, and warehousing.....		FD	421	125.330	125.421	125.404	125.901	125.917
Finished services less trade, transportation, and warehousing ²		FD	4211	125.758	125.825	125.861	126.310	126.326
Finished consumer services less trade, transportation, and warehousing.....		FD	42111	125.625	125.652	125.614	126.110	126.097
Private capital investment services less trade, transportation, and warehousing.....		FD	42112	127.278	127.688	128.380	128.417	128.693
Government purchased services less trade, transportation, and warehousing.....		FD	4212	117.725	117.930	117.825	118.329	118.516
Gov. purchased services less trade, transportation, and warehousing, excl. capital investment.....		FD	42121	118.119	118.339	118.188	118.727	118.912
Government purchased capital investment services less trade, transportation, and warehousing.....		FD	42122	107.312	107.206	108.047	107.817	108.038
Services for export less trade, transportation, and warehousing.....		FD	4213	128.630	128.959	128.262	129.458	129.281
Final demand construction.....		FD	43	137.013	137.349	145.638	146.060	146.528
Construction for private capital investment.....		FD	431	137.556	137.770	147.234	147.668	148.279
Construction for government.....		FD	432	135.809	136.362	142.521	142.919	143.130
Final Demand Special Groupings								
Final demand less exports.....	04/10	FD	49101	126.335	126.825	127.756	128.524	128.432
Final demand less government.....	04/10	FD	49102	127.138	127.527	128.431	129.293	129.260
Final demand less foods, food and nonalcoholic beverages for immediate consumption, and energy ¹	04/10	FD	49103	127.360	127.560	128.387	129.293	129.668
Final demand less foods and energy ⁴	04/10	FD	49104	127.190	127.395	128.206	129.068	129.440
Final demand less foods and food and nonalcoholic beverages for immediate consumption ⁴	04/10	FD	49105	126.786	127.082	128.167	129.026	128.987

See footnotes at end of table.

Table 5. Producer price indexes for Final Demand-Intermediate Demand groupings, not seasonally adjusted — Continued

[December 2021, Index base Nov. 2009=100, unless otherwise indicated]

Title	Other index base	Commodity code		Unadjusted index ¹				
		Group code	Item code	Aug. 2021	Sept. 2021 ^P	Oct. 2021 ^P	Nov. 2021 ^P	Dec. 2021 ^P
Final demand less foods ⁴	04/10	FD	49106	126.595	126.891	127.947	128.767	128.746
Final demand less energy.....	04/10	FD	49107	127.306	127.622	128.342	129.244	129.568
Final demand less trade services.....	01/10	FD	49108	126.002	126.371	127.223	128.061	127.846
Final demand less distributive services ⁵	01/10	FD	49109	125.438	125.753	126.541	127.296	127.047
Final demand goods less energy.....	01/10	FD	49111	127.884	128.790	129.470	130.590	130.916
Final demand goods less foods.....	04/10	FD	49112	124.301	125.113	126.923	127.749	126.906
Final demand services less trade services.....	04/10	FD	49113	125.159	125.043	125.241	126.007	126.186
Final demand distributive services ⁵	04/10	FD	49114	132.806	133.491	135.059	136.298	136.965
Final demand goods plus final demand distributive services ⁵	04/10	FD	49115	128.372	129.260	130.723	131.786	131.581
Final demand less foods, energy, and trade services ⁴	08/13	FD	49116	118.238	118.350	118.950	119.730	120.004
Private and government purchased capital equipment.....	08/13	FD	49117	113.732	114.419	115.345	115.946	116.638
Private and government purchased capital investment services.....	08/13	FD	49118	117.445	118.088	120.023	121.077	121.490
Total private and government purchased capital investment.....	08/13	FD	49119	117.139	117.770	119.840	120.639	121.174
Total finished ²	01/10	FD	49201	127.389	127.885	128.755	129.521	129.439
Total finished less foods, food and nonalcoholic beverages for immediate consumption, and energy ^{2, 4}	12/10	FD	49202	126.669	126.961	127.707	128.479	128.813
Total finished less foods and energy ^{2, 4}	01/10	FD	49203	127.589	127.878	128.613	129.383	129.720
Total finished less foods and food and nonalcoholic beverages for immediate consumption ⁴	12/10	FD	49204	125.867	126.224	127.164	127.884	127.827
Total finished less foods ^{2, 4}	01/10	FD	49205	127.288	127.644	128.576	129.297	129.247
Total finished less energy ²	01/10	FD	49206	127.685	128.127	128.808	129.624	129.903
Finished goods ²	00/82	FD	49207	224.950	227.244	229.658	230.972	229.265
Finished goods less energy ²	00/82	FD	49208	222.454	224.723	225.874	227.528	228.205
Finished goods, excluding foods ^{2, 4}	00/82	FD	49209	222.377	223.943	227.030	227.977	226.139
Finished services ²	01/10	FD	49210	127.375	127.570	128.100	128.882	129.123
Private capital investment services.....	04/10	FD	49211	126.614	127.327	129.358	130.477	130.899
Finished distributive services ^{2, 5}	04/10	FD	49212	131.466	132.433	133.859	135.117	135.608
Finished services less trade services ²	04/10	FD	49213	125.337	125.248	125.449	126.115	126.259
Finished services less distributive services ^{2, 5}	04/10	FD	49214	124.699	124.505	124.582	125.121	125.236
Total private capital investment (goods, services, and construction).....	04/10	FD	49215	124.139	124.810	126.951	127.839	128.417
Finished goods plus finished distributive services ²	04/10	FD	49216	128.358	129.493	130.878	131.856	131.574
Total exports.....	04/10	FD	49301	128.920	128.721	129.835	131.266	131.519
Goods for export.....	00/82	FD	49302	219.039	219.431	221.600	224.199	223.835
Services for export.....	04/10	FD	49303	134.602	133.746	134.665	136.016	136.984
Total government purchases.....	04/10	FD	49401	122.250	122.708	124.291	125.117	124.945
Government purchased goods.....	00/82	FD	49402	206.215	208.445	211.789	213.379	211.653
Government purchased services.....	04/10	FD	49403	122.080	121.687	122.220	123.009	123.614
Total government purchased capital investment (goods, services, construction).....	08/13	FD	49404	115.106	115.716	118.101	118.606	119.058
Personal consumption.....	01/10	FD	49501	128.018	128.474	129.060	129.798	129.569
Personal consumption goods (finished consumer goods).....	00/82	FD	49502	240.883	243.718	246.460	247.874	244.831
Personal consumption goods less energy.....	00/82	FD	49503	240.440	243.442	244.213	246.214	246.523
Personal consumption goods less foods.....	00/82	FD	49504	242.833	244.689	248.662	249.515	245.726
Personal consumption nondurable goods less foods.....	00/82	FD	49508	272.828	275.066	280.037	280.869	275.028
Personal consumption services.....	04/10	FD	49505	126.964	127.082	127.386	128.114	128.328
Personal consumption less trade services.....	04/10	FD	49506	125.990	126.340	126.872	127.591	127.180
Personal consumption less distributive services ⁵	04/10	FD	49507	125.623	125.922	126.390	127.034	126.589
Personal consumption less foods and energy.....	04/14	FD	49510	118.502	118.677	119.016	119.697	119.950
Personal consumption less foods, energy, and trade services ³	04/14	FD	49511	116.999	116.976	117.189	117.852	118.051
Personal consumption less foods, energy, and distributive services ⁵	04/14	FD	49512	116.903	116.807	116.936	117.515	117.698
Personal consumption goods plus personal consumption distributive services ⁵	08/13	FD	49509	118.662	119.784	120.885	121.692	121.161
Intermediate Demand by Commodity Type								
Processed goods								
Processed goods for intermediate demand.....	00/82	ID6	1	237.720	240.185	245.047	248.111	247.422
Materials and components for manufacturing.....	00/82	ID6	11	228.340	230.562	234.295	236.760	237.429
Materials for manufacturing.....		ID6	111	149.258	150.772	153.572	155.414	155.478
Materials for food manufacturing.....	00/82	ID6	1111	231.415	234.975	233.091	232.819	231.792
Materials for nondurable manufacturing.....	00/82	ID6	1112	272.098	270.729	275.119	278.423	277.690
Materials for durable manufacturing.....	00/82	ID6	1113	300.178	307.458	316.602	321.715	323.328
Components for manufacturing.....	00/82	ID6	112	167.745	169.241	171.191	172.493	173.809
Components for nondurable manufacturing.....		ID6	1121	129.932	131.795	135.022	137.110	139.273
Components for durable manufacturing.....		ID6	1122	118.419	119.441	120.735	121.602	122.476
Materials and components for construction.....	00/82	ID6	12	306.394	307.526	311.683	316.504	321.463
Materials for construction.....		ID6	121	149.986	148.564	149.962	151.924	154.576
Components for construction.....		ID6	122	152.444	154.543	157.106	159.813	162.107
Processed fuels and lubricants for intermediate demand.....	00/82	ID6	13	217.644	222.017	233.076	237.420	228.401
Processed fuels and lubricants to manufacturing industries.....	00/82	ID6	131	230.018	232.867	236.400	234.646	230.322
Processed fuels and lubricants to nonmanufacturing industries.....	00/82	ID6	132	213.973	218.853	232.393	238.737	228.169
Containers for intermediate demand.....	00/82	ID6	14	263.031	265.815	272.517	274.918	277.152

See footnotes at end of table.

Table 5. Producer price indexes for Final Demand-Intermediate Demand groupings, not seasonally adjusted — Continued

[December 2021, Index base Nov. 2009=100, unless otherwise indicated]

Title	Other index base	Commodity code		Unadjusted index ¹				
		Group code	Item code	Aug. 2021	Sept. 2021 ^P	Oct. 2021 ^P	Nov. 2021 ^P	Dec. 2021 ^P
Supplies for intermediate demand.....	00/82	ID6	15	226.077	227.538	229.045	231.484	233.160
Supplies to manufacturing industries.....	00/82	ID6	151	223.784	225.971	229.448	232.225	232.806
Supplies to nonmanufacturing industries.....	00/82	ID6	152	224.633	225.967	227.150	229.517	231.352
Supplies to nonmanufacturing industries, feeds.....	00/82	ID6	1521	221.361	220.061	215.505	215.843	216.787
Supplies to nonmanufacturing industries, other than feeds.....	00/82	ID6	1522	226.751	228.360	230.129	232.717	234.657
Unprocessed goods								
Unprocessed goods for intermediate demand.....	00/82	ID6	2	249.207	252.675	270.398	277.008	261.706
Unprocessed foodstuffs and feedstuffs.....	00/82	ID6	21	207.095	202.022	200.722	205.628	211.728
Unprocessed nonfood materials.....	00/82	ID6	22	267.844	277.358	306.776	314.276	285.670
Unprocessed nonfood materials except fuel.....	00/82	ID6	221	323.730	324.595	342.153	351.822	322.783
Unprocessed nonfood materials except fuel to manufacturing industries.....	00/82	ID6	2211	301.901	302.734	319.893	329.304	300.953
Unprocessed nonfood materials except fuel to nonmanufacturing industries.....	00/82	ID6	2212	291.608	291.839	291.775	292.509	292.042
Unprocessed fuel.....	00/82	ID6	222	174.934	194.784	236.834	240.973	215.254
Unprocessed fuel to manufacturing industries.....	00/82	ID6	2221	182.226	192.039	204.048	206.705	196.730
Unprocessed fuel to nonmanufacturing industries.....	00/82	ID6	2222	179.504	200.524	245.596	249.943	222.535
Services								
Services for intermediate demand.....		ID6	3	132.618	132.887	132.893	133.366	134.131
Trade services for intermediate demand ⁵		ID6	33	157.588	155.685	156.461	154.756	156.910
Trade services for manufacturing industries.....	12/12	ID6	331	144.586	143.398	144.488	142.955	144.937
Trade services for nonmanufacturing industries.....	12/12	ID6	332	139.595	137.350	137.660	136.119	138.020
Transportation and warehousing services for intermediate demand.....		ID6	32	141.448	144.535	145.571	146.659	148.771
Transportation of passengers for intermediate demand.....		ID6	321	115.402	104.105	105.931	110.433	114.795
Transportation of passengers for manufacturing industries.....		ID6	3211	115.130	103.526	105.398	110.013	114.484
Transportation of passengers for nonmanufacturing industries.....		ID6	3212	115.492	104.231	106.051	110.541	114.890
Transportation and warehousing of goods for intermediate demand.....		ID6	322	144.266	148.872	149.824	150.553	152.429
Transportation and warehousing of goods for manufacturing industries.....	12/12	ID6	3221	117.874	119.045	120.985	122.849	123.686
Transportation and warehousing of goods for nonmanufacturing industries.....	12/12	ID6	3222	129.410	134.275	134.801	135.096	136.976
Services less trade, transportation, and warehousing for intermediate demand.....		ID6	31	124.282	124.664	124.276	125.247	125.394
Services less trade, transportation, and warehousing for manufacturing industries.....		ID6	311	116.336	116.455	117.712	117.980	118.368
Services less trade, transportation, and warehousing for nonmanufacturing industries.....		ID6	312	124.536	124.926	124.482	125.477	125.615
Construction								
Construction for intermediate demand.....		ID6	4	128.407	130.179	130.819	131.552	131.923
Intermediate Demand by Commodity Type Special Groupings								
Processed materials less foods and feeds.....	00/82	ID6	9111	238.831	241.286	246.852	250.226	249.517
Processed foods and feeds.....	00/82	ID6	9112	226.637	229.201	226.524	226.293	225.819
Processed energy goods.....	00/82	ID6	9113	218.654	223.047	234.154	238.514	229.456
Processed materials less energy.....	00/82	ID6	9118	239.642	241.593	244.838	247.542	248.950
Processed materials less foods and energy.....	00/82	ID6	9115	240.755	242.627	246.564	249.611	251.239
Intermediate distributive services ⁶	04/10	ID6	9116	149.917	150.361	151.185	150.376	152.391
Processed goods plus intermediate distributive services.....	04/10	ID6	9117	134.805	135.909	138.077	139.092	139.346
Unprocessed materials less agricultural products.....	00/82	ID6	9211	267.048	280.478	313.169	319.577	287.653
Unprocessed energy materials ⁷	00/82	ID6	9212	193.207	208.537	246.138	250.236	217.586
Unprocessed materials less energy.....	00/82	ID6	9213	275.631	268.696	267.000	275.438	278.354
Unprocessed nonfood materials less energy ⁸	00/82	ID6	9216	484.755	472.092	466.513	484.866	477.310
Intermediate Demand by Production Flow								
Stage 4 Intermediate Demand								
Stage 4 intermediate demand.....		ID5	4	134.387	134.765	135.409	136.541	137.285
Inputs to stage 4 goods producers.....		ID5	41	133.239	133.521	135.181	136.423	137.495
Goods.....		ID5	411	128.111	128.853	130.398	132.077	132.720
Foods.....		ID5	4111	138.980	136.486	135.659	139.524	140.266
Energy.....		ID5	4112	129.640	131.659	137.337	141.554	144.858
Goods excluding foods and energy.....		ID5	4113	126.504	127.721	129.586	130.916	131.521
Services.....		ID5	412	150.101	149.113	151.126	151.180	153.461
Trade services.....		ID5	4123	159.799	158.571	160.836	160.709	163.628
Transportation and warehousing services.....		ID5	4122	124.149	123.204	124.945	127.137	128.355
Transportation of passengers.....		ID5	41221	115.138	103.523	105.396	110.016	114.491
Transportation and warehousing of goods.....		ID5	41222	134.135	135.216	137.047	138.914	139.582
Services less trade, transportation, and warehousing.....		ID5	4121	118.279	118.210	119.308	119.415	119.533
Inputs to stage 4 services producers.....		ID5	42	131.951	132.417	132.131	133.181	133.701
Goods.....		ID5	421	131.679	132.485	132.708	133.797	134.120
Foods.....		ID5	4211	143.335	144.933	142.659	141.821	141.155

See footnotes at end of table.

Table 5. Producer price indexes for Final Demand-Intermediate Demand groupings, not seasonally adjusted — Continued

[December 2021, Index base Nov. 2009=100, unless otherwise indicated]

Title	Other index base	Commodity code		Unadjusted index ¹				
		Group code	Item code	Aug. 2021	Sept. 2021 ^P	Oct. 2021 ^P	Nov. 2021 ^P	Dec. 2021 ^P
Energy.....		ID5	4212	124.132	124.952	124.868	126.193	124.252
Goods excluding foods and energy.....		ID5	4213	131.781	132.348	133.447	134.960	136.759
Services.....		ID5	422	131.923	132.263	131.791	132.827	133.418
Trade services.....		ID5	4223	142.641	140.984	142.782	142.660	144.993
Transportation and warehousing services.....		ID5	4222	132.423	134.458	135.923	136.605	138.951
Transportation of passengers.....		ID5	42221	114.822	103.348	105.199	109.766	114.190
Transportation and warehousing of goods.....		ID5	42222	136.040	140.566	141.964	141.931	143.899
Services less trade, transportation, and warehousing.....		ID5	4221	129.911	130.344	129.382	130.602	130.785
Construction.....		ID5	423	128.407	130.179	130.819	131.552	131.923
Inputs to stage 4 construction producers.....		ID5	43	145.189	145.443	147.319	148.494	149.326
Goods.....		ID5	431	145.366	146.021	148.408	150.793	151.804
Energy.....		ID5	4312	138.174	140.263	149.194	150.540	140.331
Goods excluding foods and energy.....		ID5	4313	149.451	149.980	151.784	154.326	156.456
Services.....		ID5	432	144.071	143.373	144.018	142.296	142.698
Trade services.....		ID5	4323	166.913	164.833	164.860	159.665	160.383
Transportation and warehousing services.....		ID5	4322	136.466	137.697	140.220	143.450	144.240
Transportation of passengers.....		ID5	43221	120.061	107.985	109.933	114.737	119.390
Transportation and warehousing of goods.....		ID5	43222	137.592	139.187	141.738	144.943	145.633
Services less trade, transportation, and warehousing.....		ID5	4321	120.421	120.503	121.128	121.323	121.255
Stage 3 Intermediate Demand								
Stage 3 intermediate demand.....		ID5	3	136.229	137.038	138.810	139.865	140.139
Inputs to stage 3 goods producers.....		ID5	31	151.013	151.048	153.219	154.748	155.848
Goods.....		ID5	311	147.968	147.954	150.376	152.616	153.696
Foods.....		ID5	3111	151.507	147.587	147.144	149.756	155.088
Energy.....		ID5	3112	128.078	130.105	137.070	145.215	141.459
Goods excluding foods and energy.....		ID5	3113	151.279	152.962	156.311	158.086	157.788
Services.....		ID5	312	152.667	152.912	153.872	152.310	153.413
Trade services.....		ID5	3123	162.566	162.596	162.589	158.447	159.635
Transportation and warehousing services.....		ID5	3122	136.135	136.852	139.246	141.860	143.064
Transportation of passengers.....		ID5	31221	122.601	110.244	112.236	117.152	121.913
Transportation and warehousing of goods.....		ID5	31222	136.695	138.169	140.583	143.060	144.057
Services less trade, transportation, and warehousing.....		ID5	3121	118.996	119.146	120.778	121.202	121.646
Inputs to stage 3 services producers.....		ID5	32	123.961	125.503	126.969	127.725	127.281
Goods.....		ID5	321	108.919	110.922	116.989	117.829	113.677
Foods.....		ID5	3211	139.916	141.283	141.703	143.055	144.083
Energy.....		ID5	3212	106.115	109.195	118.391	118.634	111.413
Goods excluding foods and energy.....		ID5	3213	121.876	122.231	123.653	125.551	126.109
Services.....		ID5	322	128.319	129.708	129.732	130.460	131.173
Trade services.....		ID5	3223	171.792	167.843	167.328	167.641	168.676
Transportation and warehousing services.....		ID5	3222	151.423	157.942	157.576	157.337	159.737
Transportation of passengers.....		ID5	32221	100.915	101.285	101.343	101.487	101.626
Transportation and warehousing of goods.....		ID5	32222	151.878	158.431	158.064	157.822	160.235
Services less trade, transportation, and warehousing.....		ID5	3221	119.924	120.370	120.534	121.544	121.803
Construction.....		ID5	323	128.407	130.179	130.819	131.552	131.923
Inputs to stage 3 construction producers.....		ID5	33	134.564	132.667	133.581	131.186	132.640
Goods.....		ID5	331	122.345	121.998	124.309	126.235	128.680
Goods excluding foods and energy.....		ID5	3313	155.897	155.454	158.399	160.853	163.969
Services.....		ID5	332	164.179	160.663	160.500	154.030	154.833
Trade services.....		ID5	3323	169.960	166.091	165.767	158.691	159.483
Transportation and warehousing services.....		ID5	3322	100.146	100.965	102.381	102.821	103.994
Transportation and warehousing of goods.....		ID5	33222	105.708	106.572	108.067	108.532	109.770
Services less trade, transportation, and warehousing.....		ID5	3321	109.929	110.346	112.433	113.062	113.973
Stage 2								
Stage 2 intermediate demand.....		ID5	2	124.782	127.195	131.953	133.407	130.067
Inputs to stage 2 goods producers.....		ID5	21	118.664	121.936	130.394	131.907	125.388
Goods.....		ID5	211	118.083	122.295	132.932	135.009	126.191
Foods.....		ID5	2111	153.344	148.943	144.642	145.221	148.224
Energy.....		ID5	2112	87.003	94.205	111.122	112.655	97.639
Goods excluding foods and energy.....		ID5	2113	142.888	143.239	145.240	148.087	148.024
Services.....		ID5	212	132.054	132.038	133.176	132.679	134.170
Trade services.....		ID5	2123	150.071	149.151	150.864	148.722	151.147
Transportation and warehousing services.....		ID5	2122	149.866	150.895	152.376	152.828	154.786
Transportation of passengers.....		ID5	21221	116.435	105.516	107.286	111.652	115.881
Transportation and warehousing of goods.....		ID5	21222	151.842	153.657	155.117	155.313	157.120
Services less trade, transportation, and warehousing.....		ID5	2121	115.517	115.867	116.121	117.014	117.074
Construction.....		ID5	213	128.407	130.179	130.819	131.552	131.923
Inputs to stage 2 services producers.....		ID5	22	128.259	129.489	129.374	130.703	131.523
Goods.....		ID5	221	130.474	131.619	133.931	136.380	137.300

See footnotes at end of table.

Table 5. Producer price indexes for Final Demand-Intermediate Demand groupings, not seasonally adjusted — Continued

[December 2021, Index base Nov. 2009=100, unless otherwise indicated]

Title	Other index base	Commodity code		Unadjusted index ¹				
		Group code	Item code	Aug. 2021	Sept. 2021 ^P	Oct. 2021 ^P	Nov. 2021 ^P	Dec. 2021 ^P
Foods.....		ID5	2211	118.424	118.085	117.711	118.946	120.262
Energy.....		ID5	2212	134.126	138.504	156.080	170.474	161.781
Goods excluding foods and energy.....		ID5	2213	130.629	131.585	132.977	134.700	136.214
Services.....		ID5	222	127.645	128.863	128.362	129.549	130.371
Trade services.....		ID5	2223	156.146	155.725	152.876	157.549	165.896
Transportation and warehousing services.....		ID5	2222	152.585	164.031	162.216	162.351	168.224
Transportation of passengers.....		ID5	22221	115.657	104.128	105.989	110.578	115.024
Transportation and warehousing of goods.....		ID5	22222	160.099	176.050	173.497	172.738	178.897
Services less trade, transportation, and warehousing.....		ID5	2221	125.412	125.976	125.708	126.771	126.781
Construction.....		ID5	223	128.407	130.179	130.819	131.552	131.923
Stage 1 Intermediate Demand								
Stage 1 intermediate demand.....		ID5	1	134.124	134.099	135.537	136.816	137.063
Inputs to stage 1 goods producers.....		ID5	11	142.036	141.790	144.257	146.770	147.251
Goods.....		ID5	111	141.476	141.481	144.809	149.115	149.321
Foods.....		ID5	1111	156.627	148.228	145.658	149.666	153.336
Energy.....		ID5	1112	110.862	113.329	122.673	131.930	129.389
Goods excluding foods and energy.....		ID5	1113	149.806	150.657	153.647	156.942	157.215
Services.....		ID5	112	147.240	146.300	146.491	144.193	145.435
Trade services.....		ID5	1123	165.039	163.320	163.207	158.814	160.566
Transportation and warehousing services.....		ID5	1122	129.765	128.957	132.169	132.956	136.679
Transportation of passengers.....		ID5	11221	115.116	103.504	105.376	109.995	114.469
Transportation and warehousing of goods.....		ID5	11222	131.983	133.940	137.457	137.257	140.745
Services less trade, transportation, and warehousing.....		ID5	1121	102.909	103.182	103.370	103.937	103.952
Construction.....		ID5	113	128.407	130.179	130.819	131.552	131.923
Inputs to stage 1 services producers.....		ID5	12	128.992	129.124	129.851	130.857	130.924
Goods.....		ID5	121	125.653	127.143	130.136	131.245	130.533
Foods.....		ID5	1211	99.758	101.675	102.636	104.570	105.019
Energy.....		ID5	1212	134.734	137.303	143.986	144.214	139.487
Goods excluding foods and energy.....		ID5	1213	128.343	129.390	130.765	132.358	133.555
Services.....		ID5	122	130.403	129.853	129.443	130.396	130.852
Trade services.....		ID5	1223	151.939	149.438	150.082	150.761	152.302
Transportation and warehousing services.....		ID5	1222	124.388	122.870	124.547	126.865	128.740
Transportation of passengers.....		ID5	12221	115.049	103.445	105.316	109.931	114.402
Transportation and warehousing of goods.....		ID5	12222	142.747	146.812	148.554	149.808	150.400
Services less trade, transportation, and warehousing.....		ID5	1221	127.663	127.475	126.668	127.465	127.603
Construction.....		ID5	123	128.407	130.179	130.819	131.552	131.923
Inputs to stage 1 construction producers.....		ID5	13	146.325	146.198	148.135	147.349	147.789
Goods.....		ID5	131	141.025	142.156	145.118	146.265	146.630
Energy.....		ID5	1312	117.891	122.124	134.129	132.129	126.220
Goods excluding foods and energy.....		ID5	1313	146.279	147.023	148.855	150.430	151.618
Services.....		ID5	132	156.816	154.204	154.118	149.519	150.108
Trade services.....		ID5	1323	165.737	162.216	161.584	155.323	155.895
Transportation and warehousing services.....		ID5	1322	112.815	114.334	116.762	119.732	120.435
Transportation and warehousing of goods.....		ID5	13222	116.692	118.263	120.775	123.847	124.574
Services less trade, transportation, and warehousing.....		ID5	1321	121.442	121.585	122.325	122.486	122.518
Intermediate Demand by Production Flow Special Groupings								
Total goods inputs to stage 4 intermediate demand.....	04/10	ID5	9411	129.902	130.631	131.918	133.525	134.132
Total services inputs to stage 4 intermediate demand.....	04/10	ID5	9412	135.211	135.251	135.276	135.934	136.785
Total construction inputs to stage 4 intermediate demand.....	04/10	ID5	9413	127.343	129.100	129.735	130.462	130.830
Total goods inputs to stage 4 intermediate demand.....	04/10	ID5	9414	137.691	136.947	135.539	137.371	137.513
Total energy goods inputs to stage 4 intermediate demand.....	04/10	ID5	9415	116.110	117.087	118.515	119.826	117.001
Total goods less foods and energy inputs to stage 4 intermediate demand.....	04/10	ID5	9416	131.814	132.728	134.403	136.035	137.234
Total goods inputs to stage 3 intermediate demand.....	04/10	ID5	9311	130.930	131.395	134.599	136.381	136.127
Total services inputs to stage 3 intermediate demand.....	04/10	ID5	9312	131.777	132.876	133.065	133.272	134.048
Total construction inputs to stage 3 intermediate demand.....	04/10	ID5	9313	127.343	129.100	129.735	130.462	130.830
Total goods inputs to stage 3 intermediate demand.....	04/10	ID5	9314	134.765	131.311	130.923	133.238	137.951
Total energy goods inputs to stage 3 intermediate demand.....	04/10	ID5	9315	107.525	110.369	119.010	120.541	114.036
Total goods less foods and energy inputs to stage 3 intermediate demand.....	04/10	ID5	9316	140.559	141.939	144.852	146.581	146.478
Total goods inputs to stage 2 intermediate demand.....	04/10	ID5	9211	113.598	117.312	126.625	128.638	121.194
Total services inputs to stage 2 intermediate demand.....	04/10	ID5	9212	129.103	130.046	129.915	130.725	131.701
Total construction inputs to stage 2 intermediate demand.....	04/10	ID5	9213	127.343	129.100	129.735	130.462	130.830
Total goods inputs to stage 2 intermediate demand.....	04/10	ID5	9214	153.804	149.426	145.149	145.739	148.738
Total energy goods inputs to stage 2 intermediate demand.....	04/10	ID5	9215	85.713	92.732	109.300	110.949	96.321
Total goods less foods and energy inputs to stage 2 intermediate demand.....	04/10	ID5	9216	132.087	132.548	134.304	136.746	137.027
Total goods inputs to stage 1 intermediate demand.....	04/10	ID5	9111	120.904	121.526	124.331	126.730	126.652
Total services inputs to stage 1 intermediate demand.....	04/10	ID5	9112	134.581	133.797	133.527	133.426	134.034
Total construction inputs to stage 1 intermediate demand.....	04/10	ID5	9117	127.343	129.100	129.735	130.462	130.830

See footnotes at end of table.

Table 5. Producer price indexes for Final Demand-Intermediate Demand groupings, not seasonally adjusted — Continued

[December 2021, Index base Nov. 2009=100, unless otherwise indicated]

Title	Other index base	Commodity code		Unadjusted index ¹				
		Group code	Item code	Aug. 2021	Sept. 2021 ^p	Oct. 2021 ^p	Nov. 2021 ^p	Dec. 2021 ^p
Total foods inputs to stage 1 intermediate demand.....	04/10	ID5	9114	146.221	138.535	136.192	139.920	143.306
Total energy goods inputs to stage 1 intermediate demand.....	04/10	ID5	9115	119.542	122.111	129.932	133.223	129.370
Total goods less foods and energy inputs to stage 1 intermediate demand.....	04/10	ID5	9116	117.904	118.647	120.497	122.485	123.114

¹ All indexes are subject to revision for 4 months after their originally scheduled publication to incorporate late reports and corrections by survey respondents. In addition, seasonally adjusted indexes are subject to change for up to 5 years due to the recalculation of seasonal factors published each January.

² PPI defines Total finished as including only the personal consumption and private capital investment portions of final demand.

³ Trade indexes measure changes in margins received by wholesalers and retailers.

⁴ The PPI definition of foods does not include food and beverages for immediate consumption. PPI defines food and beverages for immediate consumption as the service of preparing meals, snacks, and beverages to customer order for immediate on-premises and off-premises consumption.

⁵ Distributive services include transportation, warehousing, and trade of goods.

⁶ Includes intermediate trade, transportation, and warehousing services.

⁷ Includes crude petroleum.

⁸ Excludes crude petroleum.

p Preliminary

“-” Data not available.

Table 6. Producer price index percentage changes for selected aggregate commodity and service groupings, not seasonally adjusted
 [December 2021]

Title	Commodity code		Unadjusted 12-month percent change ¹ Dec. 2020 to Dec. 2021 ^P	Unadjusted 1-month percent change ¹				
	Group code	Item code		July to Aug.	Aug. to Sept. ^P	Sept. to Oct. ^P	Oct. to Nov. ^P	Nov. to Dec. ^P
Goods								
All commodities.....	00	000000	20.2	0.7	1.0	2.0	1.1	-0.9
Farm products, processed foods and feeds.....	PFF	PLUS02	15.7	1.4	0.2	-0.6	1.3	0.6
Farm products.....	01	—	26.7	0.7	-2.5	-0.3	4.4	2.3
Processed foods and feeds.....	02	—	11.5	1.7	1.3	-0.8	0.0	-0.2
Industrial commodities.....	IND	THRU15	21.1	0.5	1.1	2.6	1.1	-1.2
Textile products and apparel.....	03	—	15.3	1.1	1.1	1.7	1.0	0.8
Hides, skins, leather, and related products.....	04	—	1.9	2.8	-1.0	-5.6	-4.6	-0.6
Fuels and related products and power.....	05	—	37.8	-0.5	2.8	6.9	1.2	-5.9
Chemicals and allied products.....	06	—	22.1	1.6	-0.3	1.0	1.1	0.1
Rubber and plastic products.....	07	—	21.1	1.5	1.5	1.8	1.3	1.3
Lumber and wood products.....	08	—	15.9	-7.2	-2.5	1.6	1.2	5.6
Pulp, paper, and allied products.....	09	—	16.0	0.0	1.0	1.7	1.4	0.2
Metals and metal products.....	10	—	42.4	2.4	1.7	2.0	2.3	-0.2
Machinery and equipment.....	11	—	7.1	0.5	0.9	0.8	0.6	0.7
Furniture and household durables.....	12	—	10.8	0.4	1.3	0.6	0.8	0.9
Nonmetallic mineral products.....	13	—	7.9	1.3	0.3	0.3	0.6	0.1
Transportation equipment.....	14	—	3.9	0.3	0.2	0.6	0.4	0.3
Miscellaneous products.....	15	—	6.1	0.0	0.5	0.7	0.5	0.1
Industrial commodities less fuels.....	ILF	T15M05	16.6	0.8	0.6	1.2	1.1	0.5
Other commodity groupings								
Petroleum products, refined.....	05	7	57.5	-2.0	2.2	8.5	0.0	-7.1
Industrial chemicals.....	06	1	41.7	3.5	-1.3	1.6	2.3	-0.1
Rubber and rubber products.....	07	1	10.9	1.6	1.2	0.6	0.2	0.2
Lumber.....	08	1	18.6	-15.4	-2.8	4.9	3.6	15.5
Iron and steel.....	10	1	87.2	3.2	2.6	3.0	3.6	-0.2
Nonferrous metals.....	10	2	18.5	1.0	0.4	0.7	1.0	-2.4
General purpose machinery and equipment.....	11	4	10.2	0.8	1.0	1.0	0.7	0.8
Electrical machinery and equipment.....	11	7	5.2	0.4	1.1	0.5	0.5	0.4
Electronic components and accessories.....	11	78	1.9	0.4	0.1	0.0	0.4	0.3
Aircraft and aircraft equipment.....	14	2	1.6	0.0	0.1	0.2	0.1	0.3
Services and construction								
Transportation services.....	30	—	14.6	0.2	-0.8	1.6	2.1	1.1
Services related to transportation activities.....	31	—	30.9	1.1	7.6	-1.3	-0.5	3.0
Warehousing, storage, and related activities.....	32	—	11.2	2.4	1.3	2.0	-1.6	3.8
Publishing sales, excluding software.....	33	—	4.1	-0.2	0.2	0.2	0.5	0.3
Software publishing.....	34	—	0.5	-0.2	-0.4	1.1	-0.4	0.1
Network compensation from broadcast and cable television and radio.....	35	—	3.5	-0.2	-0.4	0.0	0.0	0.0
Advertising space and time sales.....	36	—	-0.4	-2.9	2.2	0.4	3.4	0.4
Telecommunication, cable, and internet user services.....	37	—	1.5	0.8	-0.2	0.3	-0.4	0.2
Data processing and related services.....	38	—	0.8	0.0	-0.2	0.2	0.0	0.0
Credit intermediation services (partial).....	39	—	3.2	0.5	0.7	-1.3	1.8	-1.6
Investment services.....	40	—	13.5	-0.5	0.9	-2.9	3.4	-0.2
Insurance and annuities.....	41	—	-0.2	0.0	0.0	0.0	0.0	0.1
Commissions and fees from sales and administration of insurance policies (partial).....	42	—	0.6	0.1	0.3	0.1	0.0	0.0
Real estate services (partial).....	43	—	5.2	0.9	0.7	-0.5	0.3	0.7
Rental and leasing of goods (partial).....	44	—	13.9	-2.3	-5.0	3.1	-0.9	-2.3
Professional services (partial).....	45	—	5.1	0.0	0.0	0.4	-0.1	0.0
Employment services.....	46	—	5.0	-0.2	0.1	0.2	0.8	0.9
Travel arrangement services.....	47	—	0.0	0.0	0.8	-1.8	-0.5	-1.1
Selected security services (partial).....	48	—	5.8	1.1	1.0	0.6	0.0	0.5
Cleaning and building maintenance services (partial).....	49	—	5.4	0.0	0.4	0.2	0.3	2.5
Waste collection and remediation services (partial).....	50	—	4.0	0.3	0.4	1.0	0.1	0.2
Health care services.....	51	—	3.0	0.3	0.3	0.2	0.1	0.1
Accommodation services.....	53	—	19.3	-1.0	-4.2	0.3	-0.8	-0.3
Food and beverages for immediate consumption services (partial).....	54	—	7.6	1.0	0.1	-0.1	0.2	0.7
Repair and maintenance services (partial).....	55	—	3.6	0.2	0.4	0.3	0.2	0.2
Entertainment services (partial).....	56	—	3.0	-0.7	0.0	1.4	2.0	-1.7
Wholesale trade services.....	57	—	11.6	3.5	-1.3	1.1	-0.1	1.1
Retail trade services.....	58	—	16.1	0.1	1.7	0.5	0.7	0.2
Metal treatment services.....	59	—	10.6	0.6	0.5	2.6	0.8	1.2

See footnotes at end of table.

Table 6. Producer price index percentage changes for selected aggregate commodity and service groupings, not seasonally adjusted — Continued
 [December 2021]

Title	Commodity code		Unadjusted 12-month percent change ¹	Unadjusted 1-month percent change ¹				
	Group code	Item code		Dec. 2020 to Dec. 2021 ^p	July to Aug.	Aug. to Sept. ^p	Sept. to Oct. ^p	Oct. to Nov. ^p
Mining services.....	60	—	7.3	0.9	0.4	1.0	-0.1	0.5
Contract work on textile products, apparel, and leather.....	61	—	3.6	0.2	0.3	0.3	0.9	0.3
Construction (partial).....	80	—	11.9	0.7	0.5	4.9	0.3	0.3

¹ All indexes are subject to revision for 4 months after their originally scheduled publication to incorporate late reports and corrections by survey respondents.

^p Preliminary

“—” Data not available.

NOTE: The term “(partial)” denotes incomplete coverage of the index category.

Table 7. Producer price index percentage changes for commodity and service groupings and individual items, not seasonally adjusted
 [December 2021]

Title	Commodity code		Unadjusted 12-month percent change ¹ Dec. 2020 to Dec. 2021 ^P	Unadjusted 1-month percent change ¹				
	Group code	Item code		July to Aug.	Aug. to Sept. ^P	Sept. to Oct. ^P	Oct. to Nov. ^P	Nov. to Dec. ^P
Goods								
All commodities.....	00	000000	20.2	0.7	1.0	2.0	1.1	-0.9
Industrial commodities.....	IND	THRU15	21.1	0.5	1.1	2.6	1.1	-1.2
Farm products, processed foods and feeds.....	PFF	PLUS02	15.7	1.4	0.2	-0.6	1.3	0.6
Farm products.....	01	—	26.7	0.7	-2.5	-0.3	4.4	2.3
Fruits & melons, fresh/dry vegs. & nuts.....	01	1	18.0	4.2	7.3	7.3	15.4	-8.7
Fresh fruits and melons.....	01	11	16.8	-0.3	-0.3	0.1	20.1	-5.5
Citrus fruits.....	01	1101	-1.2	1.1	2.4	4.0	-2.2	-7.5
Grapefruits.....	01	110101	27.9	-1.9	-0.1	19.7	0.4	-3.2
Lemons.....	01	110104	-12.5	3.0	-3.0	-2.3	-24.4	-0.7
Valencia oranges.....	01	110105	—	2.1	5.4	4.9	—	—
Navel oranges.....	01	110106	24.0	0.4	—	—	1.3	-9.1
Tangerines.....	01	110108	-16.4	—	—	—	5.5	-10.4
Other fruits and berries.....	01	1102	18.0	-0.7	-1.6	-2.2	26.6	-5.3
Plums and fresh prunes.....	01	110201	—	-9.9	3.8	—	—	—
Nectarines.....	01	110202	—	-20.5	-1.4	—	—	—
Avocados.....	01	110205	—	15.9	14.4	—	—	—
Kiwifruit.....	01	110206	17.7	—	—	—	—	-6.8
Granny Smith apples.....	01	110208	12.7	—	—	—	-8.7	0.0
Golden delicious apples.....	01	110211	24.6	0.0	—	—	-4.1	-0.7
Red delicious apples.....	01	110215	22.6	0.7	0.0	4.0	-0.8	0.0
McIntosh apples.....	01	110216	14.1	—	—	-2.1	-2.2	0.6
Peaches.....	01	110219	—	-6.1	-1.5	—	—	—
Gala apples.....	01	110220	5.7	16.8	1.8	-15.7	-4.6	1.8
Pears.....	01	110221	-7.4	-7.0	-8.5	-3.1	-3.9	-1.0
Strawberries.....	01	110222	41.0	27.3	-19.6	-5.2	115.6	-19.1
Raspberries.....	01	110224	—	11.8	-15.8	-6.3	—	—
Blackberries.....	01	110225	—	45.5	-43.7	22.2	—	—
Blueberries.....	01	110227	—	-5.2	60.3	—	—	—
Grapes.....	01	110228	3.0	-8.7	-4.4	-4.2	2.6	7.7
Table grapes.....	01	1102281	35.8	—	-11.4	-11.8	8.0	22.4
Wine grapes.....	01	1102283	-11.3	0.1	0.0	0.0	0.0	0.0
Juice grapes.....	01	1102284	4.4	4.4	0.0	0.0	0.0	0.0
Fuji apples.....	01	110229	-1.7	0.0	0.0	13.6	2.0	0.0
Empire apples.....	01	110230	8.0	—	—	—	0.0	0.0
Melons.....	01	1103	—	-2.1	4.0	12.3	55.0	—
Cantaloupes.....	01	110301	—	3.2	-5.6	21.8	55.0	—
Honeydews.....	01	110302	—	-16.2	59.4	13.3	—	—
Watermelons.....	01	110303	—	-1.7	-3.0	5.0	—	—
Fresh and dry vegetables.....	01	13	20.4	13.2	19.8	17.2	11.5	-14.7
Dry vegetables.....	01	1301	89.6	17.7	15.2	5.7	-2.0	-1.5
Dry beans.....	01	13011	60.0	6.3	13.7	3.6	-3.7	-1.0
Dry pinto beans.....	01	130110	62.5	7.9	13.9	7.8	-5.0	-1.7
Dry great northern beans.....	01	130111	0.0	0.0	0.0	0.0	0.0	0.0
Dry pink beans.....	01	130112	—	—	—	—	0.0	0.0
Dry pea beans.....	01	130113	57.8	4.9	17.5	-0.6	0.3	-0.3
Dry kidney beans.....	01	130114	22.4	0.0	7.5	-3.3	-4.3	1.1
Dry small red beans.....	01	130115	50.6	—	—	-3.1	2.5	0.0
Dry garbanzo beans.....	01	130116	96.6	4.6	31.6	3.2	-10.2	-3.0
Dry black beans.....	01	130117	77.8	8.6	4.9	3.7	-1.2	0.4
Dry peas and lentils.....	01	13012	140.5	36.1	17.0	8.3	0.0	-2.1
Dry peas.....	01	130120	157.8	41.2	13.5	9.6	0.0	-1.8
Dry lentils.....	01	130121	109.1	25.5	25.1	5.8	0.0	-2.8
Fresh vegetables, except potatoes.....	01	1302	14.6	9.0	31.0	28.9	13.3	-20.6
Cabbage.....	01	130211	5.2	-9.4	-9.9	50.9	-28.0	28.8
Carrots.....	01	130212	2.0	-8.5	11.6	-11.9	5.8	0.2
Celery.....	01	130213	-35.1	-10.9	17.2	-0.1	57.8	-27.1
Sweet corn.....	01	130214	-14.8	20.0	3.9	90.1	22.9	1.7
Lettuce.....	01	130215	96.4	4.0	62.8	27.4	64.8	-40.9
Dry onions.....	01	130216	58.2	10.9	7.9	18.1	2.4	3.9
Tomatoes.....	01	130217	-4.2	33.0	20.6	59.9	-34.8	-8.0
Snap beans.....	01	130218	-51.1	—	42.9	-33.4	75.3	-44.2
Green peas.....	01	130219	—	16.5	51.4	20.4	-43.7	—

See footnotes at end of table.

Table 7. Producer price index percentage changes for commodity and service groupings and individual items, not seasonally adjusted — Continued
 [December 2021]

Title	Commodity code		Unadjusted 12-month percent change ¹	Unadjusted 1-month percent change ¹				
	Group code	Item code		Dec. 2020 to Dec. 2021 ^P	July to Aug.	Aug. to Sept. ^P	Sept. to Oct. ^P	Oct. to Nov. ^P
Broccoli.....	01	130222	15.4	18.9	92.2	39.5	-41.9	32.2
Cauliflower.....	01	130223	-63.7	6.6	12.1	64.4	-41.6	-5.4
Spinach.....	01	130224	-23.0	46.5	20.3	0.3	18.0	-33.7
Greens.....	01	130225	13.0	-1.0	0.9	24.7	-4.4	-0.3
Endive.....	01	130226	-46.0	-0.9	0.9	0.0	0.0	4.3
Green peppers.....	01	130228	-19.3	-21.2	11.9	15.4	14.7	-23.6
Eggplant.....	01	130229	13.4	-	-	-22.3	75.7	-41.3
Squash.....	01	130231	-45.4	73.7	-37.3	-6.8	-7.6	-37.2
Beets.....	01	130232	-15.2	1.8	-3.2	4.5	6.9	-16.8
Cucumbers.....	01	130234	-6.7	-5.3	2.9	-37.2	22.7	46.9
Artichokes.....	01	130235	-	60.1	22.8	-28.4	17.9	-
Pumpkins.....	01	130236	-	-	-	2.6	-	-
Sweet potatoes.....	01	1303	1.2	-0.9	16.5	-6.7	-2.2	-0.9
Sweet potatoes.....	01	130301	1.3	-0.9	16.5	-6.7	-2.2	-0.9
Potatoes.....	01	1306	29.3	23.3	-1.7	-6.1	11.1	0.8
Round white potatoes.....	01	130602	-18.5	-	-	-	-	0.0
Russet potatoes.....	01	130603	43.5	23.2	0.2	-5.8	11.5	0.7
Round red potatoes.....	01	130604	7.0	24.7	-23.3	2.3	2.4	4.6
Round yellow potatoes.....	01	130605	-7.2	-	-	-	22.6	0.0
Tree nuts.....	01	19	15.1	-0.7	0.6	0.0	14.9	0.5
Tree nuts.....	01	1901	15.1	-0.7	0.6	0.0	14.9	0.5
Pecans.....	01	190101	0.0	0.0	0.0	0.0	0.0	0.0
Almonds.....	01	190102	18.3	0.0	0.0	0.0	18.3	0.0
Filberts.....	01	190103	18.3	0.0	0.0	0.0	11.1	0.0
Walnuts.....	01	190104	26.8	0.0	0.0	0.0	11.0	14.3
Macadamias.....	01	190105	0.0	0.0	0.0	0.0	0.0	0.0
Pistachios.....	01	190106	2.8	-3.3	2.9	0.0	9.6	-4.5
Grains.....	01	2	43.6	0.9	-11.4	-2.3	6.7	6.0
Wheat.....	01	21	58.6	14.3	-0.7	2.9	6.6	3.1
Wheat.....	01	2101	58.6	14.3	-0.7	2.9	6.6	3.1
Hard red winter wheat.....	01	210101	48.7	17.5	-3.0	3.6	8.8	4.3
Hard red spring wheat.....	01	210102	88.4	7.0	-3.4	4.5	5.6	2.6
Soft white wheat.....	01	210103	64.5	15.8	11.9	-3.2	1.0	2.1
Soft red winter wheat.....	01	210104	30.7	9.9	-2.3	0.5	7.3	2.8
Hard amber durum wheat.....	01	210105	161.5	48.4	9.3	13.1	4.2	0.0
Other grains.....	01	22	41.3	-2.2	-14.7	-4.1	7.1	7.3
Barley.....	01	2201	87.9	7.5	16.3	4.3	8.3	7.5
Barley.....	01	220101	87.9	7.5	16.3	4.3	8.3	7.5
Corn.....	01	2202	41.3	-2.4	-15.3	-4.4	7.0	7.3
Corn.....	01	220205	41.3	-2.4	-15.3	-4.4	7.0	7.3
Oats.....	01	2203	111.1	7.6	17.0	10.6	19.3	4.2
Oats.....	01	220311	111.1	7.6	17.0	10.6	19.3	4.2
Rye.....	01	2204	-	37.5	0.0	0.0	0.0	-
Rye.....	01	220415	-	37.5	0.0	0.0	0.0	-
Sorghum.....	01	2205	12.3	-2.3	-10.1	0.6	6.9	7.0
Sorghum.....	01	220501	12.3	-2.3	-10.1	0.6	6.9	7.0
Rough rice.....	01	23	9.0	4.0	-1.4	0.4	0.8	0.0
Rough rice.....	01	2301	9.0	4.0	-1.4	0.4	0.8	0.0
Rough rice.....	01	230103	9.0	4.0	-1.4	0.4	0.8	0.0
Long grain rough rice.....	01	2301031	7.4	0.8	-1.5	0.8	0.8	0.0
Medium/short grain rough rice.....	01	2301032	13.4	12.7	-1.0	-0.5	1.0	0.0
Livestock.....	01	3	23.0	0.2	-4.5	-2.3	-0.8	2.2
Slaughter cattle.....	01	31	24.8	0.2	0.0	-1.1	4.2	3.0
Slaughter steers and heifers.....	01	3101	27.2	0.7	1.4	-0.4	6.3	3.1
Slaughter steers and heifers.....	01	310199	27.2	0.7	1.4	-0.4	6.3	3.1
Slaughter cows and bulls.....	01	3102	13.3	-2.1	-6.6	-4.4	-4.9	2.8
Slaughter cows and bulls.....	01	310299	13.3	-2.1	-6.6	-4.4	-4.9	2.8
Slaughter vealers.....	01	3103	26.2	3.0	4.4	1.6	0.5	0.1
Slaughter vealers.....	01	310399	26.2	3.0	4.4	1.6	0.5	0.1
Slaughter hogs.....	01	32	15.1	0.4	-14.5	-4.5	-12.1	-6.0
Slaughter barrows and gilts.....	01	3201	13.9	-0.6	-14.8	-3.7	-12.7	-6.2
Slaughter barrows and gilts.....	01	320199	13.9	-0.6	-14.8	-3.8	-12.7	-6.2
Slaughter sows.....	01	3202	55.9	39.5	-5.5	-23.7	7.0	-3.0

See footnotes at end of table.

Table 7. Producer price index percentage changes for commodity and service groupings and individual items, not seasonally adjusted — Continued
 [December 2021]

Title	Commodity code		Unadjusted 12-month percent change ¹	Unadjusted 1-month percent change ¹				
	Group code	Item code		Dec. 2020 to Dec. 2021 ^P	July to Aug.	Aug. to Sept. ^P	Sept. to Oct. ^P	Oct. to Nov. ^P
Slaughter sows.....	01	320299	55.9	39.5	-5.5	-23.7	7.0	-3.0
Slaughter lambs.....	01	33	35.5	-4.3	-0.9	-5.6	14.1	8.6
Slaughter lambs.....	01	3301	35.5	-4.3	-0.9	-5.6	14.1	8.6
Slaughter lambs.....	01	330199	35.5	-4.3	-0.9	-5.6	14.1	8.6
Feeder and replacement cattle.....	01	34	—	—	—	-2.0	1.9	6.6
Feeder and replacement cattle.....	01	3401	—	—	—	-2.0	1.9	6.6
Feeder and replacement cattle.....	01	340199	—	—	—	-2.0	1.9	6.6
Slaughter poultry.....	01	4	52.4	0.3	2.4	-2.1	-1.5	18.8
Slaughter chickens.....	01	41	63.2	-0.2	1.1	-2.3	-1.1	24.2
Broilers and other meat type chickens.....	01	4102	63.2	-0.2	1.1	-2.3	-1.1	24.2
Slaughter chickens.....	01	410299	63.2	-0.2	1.1	-2.3	-1.1	24.2
Slaughter turkeys.....	01	42	17.6	3.1	8.0	-1.5	-3.5	-1.7
Slaughter turkeys.....	01	4201	17.6	3.1	8.0	-1.5	-3.5	-1.7
Slaughter turkeys.....	01	420199	17.6	3.1	8.0	-1.5	-3.4	-1.7
Slaughter ducks.....	01	43	4.7	0.0	4.0	0.7	0.0	0.0
Slaughter ducks.....	01	4301	4.7	0.0	4.0	0.7	0.0	0.0
Slaughter ducks.....	01	430199	4.7	0.0	4.0	0.7	0.0	0.0
Raw cotton.....	01	5	48.6	4.8	2.6	13.8	12.9	-9.3
Raw cotton.....	01	51	48.6	4.8	2.6	13.8	12.9	-9.3
Raw cotton.....	01	5101	48.6	4.8	2.6	13.8	12.9	-9.3
Raw cotton.....	01	510101	48.6	4.8	2.6	13.8	12.9	-9.3
Upland cotton.....	01	5101011	42.5	4.6	2.7	13.4	12.0	-11.4
Pima cotton.....	01	5101012	181.4	7.6	0.0	22.5	29.9	24.0
Raw milk.....	01	6	3.6	-1.1	4.0	7.1	5.6	-7.8
Raw milk.....	01	61	3.6	-1.1	4.0	7.1	5.6	-7.8
Raw milk.....	01	6101	3.6	-1.1	4.0	7.1	5.6	-7.8
Raw milk.....	01	610102	3.6	-1.1	4.0	7.1	5.6	-7.8
Chicken eggs.....	01	7	95.5	2.4	21.9	-11.8	-4.5	42.5
Chicken eggs.....	01	71	95.5	2.4	21.9	-11.8	-4.5	42.5
Eggs for fresh use.....	01	7107	81.9	-0.5	21.2	-12.1	-5.5	46.9
Eggs, jumbo.....	01	710701	50.3	1.9	14.3	-6.8	-10.2	21.2
Eggs, extra large.....	01	710702	80.1	2.1	21.9	-13.3	-9.8	43.5
Eggs, large.....	01	710703	89.7	-0.9	23.7	-14.7	-5.6	55.3
Eggs, medium.....	01	710704	58.7	-2.9	10.8	2.2	1.8	22.4
Eggs, small.....	01	710705	14.0	0.0	-6.2	-2.6	0.0	0.0
Breaker stock and checks and undergrades.....	01	7108	141.8	10.4	23.8	-11.1	-1.9	32.5
Breaker stock.....	01	710801	138.9	10.6	23.0	-10.9	-1.8	32.1
Checks and undergrades.....	01	710802	168.4	8.9	30.5	-12.1	-3.6	35.6
Hay, hayseeds, and oilseeds.....	01	8	11.5	-1.3	-5.1	-5.3	0.4	3.1
Hay and hayseeds.....	01	81	32.8	13.3	6.5	-4.2	1.4	-0.4
Hay and hayseeds.....	01	8101	32.8	13.3	6.5	-4.2	1.4	-0.4
Alfalfa hay.....	01	810101	33.3	1.3	8.5	1.4	2.6	-1.6
All other hay.....	01	810102	32.1	30.4	4.3	-10.7	-0.3	1.3
Oilseeds.....	01	83	8.0	-3.4	-7.2	-5.5	0.2	3.9
Oilseeds.....	01	8301	8.0	-3.4	-7.2	-5.5	0.2	3.9
Peanuts.....	01	830111	29.5	-2.0	-1.0	12.2	5.0	7.6
Cottonseed.....	01	830121	3.2	-1.0	-1.3	1.2	-5.2	-14.7
Soybeans.....	01	830131	5.3	-3.7	-8.0	-6.7	0.0	4.7
Flaxseed.....	01	830151	122.0	-19.5	68.2	12.0	7.1	0.0
Sunflower.....	01	830161	70.8	2.5	6.2	1.6	1.1	-0.2
Canola.....	01	830171	74.6	-3.4	-7.7	5.6	10.1	-2.0
Miscellaneous oil crops.....	01	830181	7.9	0.6	0.1	0.8	0.7	0.0
Processed foods and feeds.....	02	—	11.5	1.7	1.3	-0.8	0.0	-0.2
Cereal and bakery products.....	02	1	9.3	1.6	0.7	1.1	0.9	0.4
Bakery products.....	02	11	4.9	0.3	1.1	0.2	1.2	0.5
Bread (white, wheat, rye, etc.), including frozen.....	02	1102	5.1	0.7	0.8	0.5	0.4	0.6
Bread (white, wheat, rye, etc.), including frozen.....	02	110201	5.1	0.7	0.8	0.5	0.4	0.6
White pan bread.....	02	11020111	6.4	0.7	1.0	0.8	0.9	0.0
White hearth bread (French, Italian, etc.).....	02	11020112	5.4	0.2	2.0	0.2	0.3	1.4

See footnotes at end of table.

Table 7. Producer price index percentage changes for commodity and service groupings and individual items, not seasonally adjusted — Continued
[December 2021]

Title	Commodity code		Unadjusted 12-month percent change ¹	Unadjusted 1-month percent change ¹				
	Group code	Item code		Dec. 2020 to Dec. 2021 ^P	July to Aug.	Aug. to Sept. ^P	Sept. to Oct. ^P	Oct. to Nov. ^P
Dark wheat breads (whole wheat, cracked wheat, multigrain, etc.)....	02	11020113	5.0	2.4	1.7	-1.0	0.3	1.1
Other variety breads (rye, unleavened, raisin, potato, self-rising, salt-free, canned, etc.).....	02	11020114	2.5	-0.1	-1.2	1.2	-0.5	0.7
Rolls (bread-type), muffins, bagels, and croissants.....	02	1105	6.8	0.3	2.9	0.6	1.8	0.6
Rolls (bread-type), muffins, bagels, and croissants.....	02	110505	6.8	0.3	2.9	0.6	1.8	0.6
Rolls, hamburger and wiener.....	02	11050501	6.9	0.5	2.9	1.0	3.2	1.4
All other rolls, bread-type (incl. muffins, bagels, and croissants).....	02	11050502	6.6	0.2	2.9	0.2	0.4	-0.3
Other sweet goods, excluding frozen.....	02	1107	1.6	-0.4	0.4	-0.7	1.5	-0.2
Other sweet goods, excluding frozen.....	02	110703	1.6	-0.4	0.4	-0.7	1.5	-0.2
Soft cakes, excluding frozen.....	02	1108	7.9	0.3	1.2	-1.0	2.4	0.6
Soft cakes, excluding frozen.....	02	110803	8.0	0.3	1.2	-1.0	2.4	0.6
Pies (fruit, cream, and custard), excluding frozen.....	02	1109	3.5	2.7	1.0	-1.0	4.1	-2.0
Pies (fruit, cream, and custard), excluding frozen.....	02	110903	3.5	2.7	1.0	-1.0	4.1	-2.0
Cookies, crackers, and related products.....	02	1121	1.6	0.0	0.3	0.0	0.0	0.0
Cookies, wafers, and ice cream cones and cups (excluding frozen).....	02	112103	2.8	0.0	0.5	0.0	0.0	0.0
Crackers, biscuits, and related products.....	02	112104	0.1	0.1	0.0	0.0	0.0	0.0
Crackers, biscuits, and related products.....	02	1121042	0.1	0.1	0.0	0.0	0.0	0.0
Retail bakery products.....	02	1130	10.5	0.0	0.7	0.7	3.8	1.9
Retail bakery products.....	02	113001	10.5	0.0	0.7	0.7	3.8	1.9
Flour and flour base mixes and doughs.....	02	12	19.7	4.3	0.3	2.4	1.6	-0.2
Wheat flour.....	02	1203	32.9	7.0	0.0	4.0	2.0	-0.4
Wheat flour.....	02	120301	32.9	7.0	0.0	4.0	2.0	-0.4
Flour base mixes and doughs.....	02	1204	7.3	1.4	0.7	0.6	1.2	0.1
Flour base mixes and doughs.....	02	120401	7.3	1.4	0.7	0.6	1.2	0.1
Prepared flour mixes, including refrigerated and frozen doughs and batters, made in flour mills.....	02	1204011	9.0	2.0	3.2	0.3	0.1	0.1
Flour mixes, excluding cake mixes, made from purchased flour.....	02	1204013	7.4	1.5	0.1	0.7	1.4	0.1
Milled rice and byproducts.....	02	13	6.9	1.4	1.3	0.9	0.7	0.3
Head rice.....	02	1301	6.8	1.4	1.6	1.0	0.7	0.3
Head rice.....	02	130106	6.8	1.4	1.6	1.0	0.7	0.3
Head rice not packaged with other ingredients.....	02	1301066	7.0	1.5	1.7	1.0	0.7	0.2
Milled rice (incl second heads, screenings, brewers, bran, sharps, rice flour, and byproducts).....	02	1302	6.8	1.1	-0.4	0.3	1.1	0.1
Milled rice (incl second heads, screenings, brewers, bran, sharps, rice flour, and byproducts).....	02	130201	6.8	1.1	-0.4	0.3	1.1	0.1
Cereal and pasta products.....	02	14	10.1	1.8	0.2	1.7	-0.2	1.0
Dry macaroni, spaghetti, and egg noodle products, made from purchased flour.....	02	1402	10.5	1.6	0.5	0.5	1.9	4.5
Dry macaroni, spaghetti, and egg noodle products, made from purchased flour.....	02	140203	10.5	1.6	0.5	0.5	1.9	4.5
Dry macaroni, spaghetti, and egg noodle products, made from purchased flour.....	02	14020303	10.5	1.6	0.5	0.5	1.9	4.5
Cereal and mill products, other than flour.....	02	1409	10.0	1.9	0.1	2.0	-0.6	0.2
Manufactured starch, made by wet milling.....	02	140907	15.4	1.1	1.8	4.1	-5.3	-0.5
Wheat mill products, corn mill products, and other grain mill products except flour.....	02	140908	26.5	0.6	-0.6	5.0	0.8	0.8
Wheat mill products, except flour.....	02	1409081	17.2	-8.4	0.5	7.0	-1.2	1.2
Corn mill products.....	02	1409082	19.7	2.4	-1.6	2.3	1.4	-0.8
Other grain mill products.....	02	1409083	52.6	3.5	0.9	9.7	1.0	3.9
Breakfast cereal.....	02	140909	3.4	2.6	0.0	0.3	0.0	0.1
Meats, poultry, and fish.....	02	2	23.1	4.6	2.9	-4.4	-1.3	-2.1
Meats.....	02	21	20.6	5.7	3.3	-7.2	-1.1	-4.7
Beef and veal products, fresh or frozen.....	02	2101	28.9	9.0	7.3	-13.3	0.6	-7.8
Beef, fresh/frozen variety meats, not canned or made into sausage, made in slaughtering plants.....	02	210126	34.2	-3.7	7.1	1.6	0.8	-6.4
Beef, fresh/frozen whole/half carcass, not canned or made into sausage, misp.....	02	210131	22.5	22.8	-5.2	-11.9	2.1	-7.6
Beef, fresh/frozen, primal and subprimal cuts, made in slaughtering plants.....	02	210133	29.2	8.9	8.2	-14.0	0.5	-8.0
Lamb/mutton, fresh or frozen, not canned or made into sausage, made in slaughtering plants.....	02	2103	4.1	1.8	2.2	1.2	-4.9	-8.3
Lamb/mutton, fresh or frozen, not canned or made into sausage, made in slaughtering plants.....	02	210321	4.1	1.8	2.2	1.2	-4.9	-8.3
Pork products, fresh, frozen, or processed, except sausage.....	02	2104	12.3	2.2	-2.3	-1.6	-3.7	-2.5
Pork, fresh/frozen, unprocessed, all cuts, except sausage, made in slaughtering plants.....	02	210444	15.2	3.0	-4.4	-3.0	-4.8	-3.2
Pork, processed or cured, not canned or made into sausage.....	02	210447	9.0	1.2	0.4	0.1	-2.4	-1.7

See footnotes at end of table.

Table 7. Producer price index percentage changes for commodity and service groupings and individual items, not seasonally adjusted — Continued
[December 2021]

Title	Commodity code		Unadjusted 12-month percent change ¹	Unadjusted 1-month percent change ¹				
	Group code	Item code		Dec. 2020 to Dec. 2021 ^P	July to Aug.	Aug. to Sept. ^P	Sept. to Oct. ^P	Oct. to Nov. ^P
Pork, processed or cured, not canned or made into sausage, made in slaughtering plants.....	02	2104471	7.2	-2.6	0.7	1.0	-0.6	-1.6
Pork, processed or cured, not canned or made into sausage, mfpc. . .	02	2104472	9.6	2.3	0.3	-0.1	-2.8	-1.7
Pork, sweet-pickled, dry-cured, or dry salt, not canned or made into sausage, mfpc.....	02	21044721	18.7	0.8	0.7	0.3	-0.4	-0.1
Smoked hams and picnics, excluding canned, made from purchased carcasses.....	02	21044722	6.4	0.6	1.5	0.2	-0.4	1.6
Smoked slab bacon, made from purchased carcasses.....	02	21044723	40.9	7.3	4.2	0.1	-0.8	-1.8
Smoked sliced bacon, made from purchased carcasses.....	02	21044724	10.1	3.9	-0.8	1.2	-6.5	-4.9
Other smoked pork, not canned or made into sausage, made from purchased carcasses.....	02	21044725	21.5	0.6	-5.5	7.7	-0.3	1.6
Boiled ham, barbecue pork, and other cooked pork, excluding canned meats and sausage, mfpc.....	02	21044726	-5.4	-0.2	0.0	-8.4	1.6	-1.0
Other meats, fresh, frozen, or canned.....	02	2105	16.3	3.3	1.5	-0.8	-1.6	-1.5
Fresh/processed sausage, deli & cooked meats, etc.....	02	210503	12.9	3.8	0.0	-0.4	-0.9	-2.7
Fresh and processed sausage, deli, and cooked meats, made in slaughtering plants.....	02	2105031	11.2	5.1	-1.8	1.3	-0.5	-4.3
Fresh and processed sausage, deli, and cooked meats, mfpc.....	02	2105032	13.5	3.4	0.6	-1.0	-1.1	-2.2
Fresh sausage (pork sausage, breakfast links, etc.), excluding canned, mfpc.....	02	21050321	14.0	9.4	-1.4	-5.6	-3.2	-0.3
Dry or semidry sausage (salami, cervelat, pepperoni, summer sausage, pork roll, etc), mfpc.....	02	21050322	19.7	-0.6	6.0	1.9	-1.8	-2.8
Frankfurters, including wieners, excluding canned, made from purchased carcasses.....	02	21050323	8.9	3.5	-2.2	-2.2	0.6	-2.3
Other sausage (smoked or cooked) & jellied goods & similar preparations, excluding canned, mfpc.....	02	21050324	6.5	2.3	-3.0	1.3	1.8	-3.4
Boxed meat (beef, pork, lamb, etc.), made from purchased carcasses...	02	210504	17.2	0.1	3.4	3.0	-3.7	-0.5
Canned meats, excluding dog, cat, and baby food.....	02	210579	12.0	1.1	2.3	0.9	-2.3	1.1
Canned meats, excluding dog, cat, and baby food, mfpc.....	02	2105792	11.7	1.2	2.4	1.3	-2.7	1.2
Frozen ground meat patties and other processed, frozen, or cooked meats, mfpc.....	02	210586	20.4	4.6	2.0	-3.1	-1.3	-1.2
Processed poultry.....	02	22	26.2	1.2	2.8	-1.0	-2.9	2.8
Young chickens, including bulk, chilled, frozen, whole, and in parts.....	02	2203	29.3	1.1	3.5	-2.8	-2.9	1.9
Young chickens, including bulk, chilled, frozen, whole, and in parts.....	02	220333	29.3	1.1	3.5	-2.8	-2.9	1.9
Turkeys, including frozen, whole, and in parts.....	02	2206	44.6	4.5	1.6	0.0	1.7	1.2
Turkeys, including frozen, whole, and in parts.....	02	220611	44.6	4.5	1.6	0.0	1.7	1.2
Canned, cooked, smoked or prepared poultry.....	02	2208	16.4	0.4	2.4	1.5	-4.9	5.4
Canned, cooked, smoked or prepared poultry.....	02	220811	16.5	0.4	2.4	1.5	-4.9	5.4
Chicken hens and other poultry/small game.....	02	2209	22.7	0.1	0.8	0.2	0.9	-0.1
Other poultry/small game (duck, goose, rabbit, etc.).....	02	220911	70.6	0.2	1.8	0.4	1.3	-0.3
Unprocessed and prepared seafood.....	02	23	30.0	7.6	0.4	5.7	1.4	1.0
Unprocessed finfish.....	02	2301	68.6	39.0	-3.3	18.0	1.6	3.8
Haddock.....	02	230101	22.3	-25.3	-3.4	-12.7	27.2	6.1
Halibut.....	02	230102	38.9	-11.9	20.8	9.8	10.0	25.3
Salmon.....	02	230103	-	4.6	-	-	-	-
Flounder.....	02	230131	2.3	26.0	-21.6	-9.8	72.0	4.0
Cod.....	02	230132	2.7	-16.2	-1.1	0.9	13.2	3.4
Pollock.....	02	230133	32.9	-12.1	-4.3	25.2	-19.8	8.1
Tuna.....	02	230136	13.7	8.4	-24.7	6.9	5.2	-12.0
Other finfish.....	02	230199	299.0	152.1	-0.7	19.4	5.8	1.4
Canned seafood (including soups, stews, and chowders).....	02	2304	5.6	0.0	1.0	0.2	3.4	0.0
Canned seafood (including soups, stews, and chowders).....	02	230429	5.6	0.0	1.0	0.2	3.4	0.0
Unprocessed shellfish.....	02	2305	30.8	-5.7	4.8	-2.1	3.3	-1.9
Shrimp.....	02	230501	20.2	-6.7	-2.3	-2.1	0.0	0.7
Crabs.....	02	230502	-	-15.6	12.5	-15.0	-	-
Lobsters.....	02	230503	27.4	1.5	0.9	8.4	-1.6	-9.9
Clams.....	02	230504	22.1	0.0	1.3	3.2	1.2	6.4
Oysters.....	02	230505	8.0	0.0	3.5	-1.2	0.0	0.0
Sea scallops.....	02	230506	45.4	4.2	3.1	8.1	14.2	3.0
Mussels.....	02	230507	3.2	0.0	0.0	0.0	3.1	0.0
Prepared fresh and frozen seafood.....	02	2306	16.4	1.2	0.8	3.1	0.1	0.6
Prepared fresh fish/seafood, inc. surimi/surimi-based products.....	02	230601	16.3	-2.2	0.8	2.9	1.0	0.7
Prepared frozen fish.....	02	230602	7.1	1.7	0.6	1.0	0.5	0.1
Prepared frozen shellfish.....	02	230603	33.0	4.0	0.7	6.8	-0.9	1.2
Other prepared fresh and frozen seafood.....	02	230604	7.7	-0.2	1.6	0.0	0.2	0.7
Dairy products.....	02	3	7.0	-0.4	0.5	1.2	1.1	2.0
Fluid milk products.....	02	31	6.5	-0.6	-0.2	0.9	2.4	2.7

See footnotes at end of table.

Table 7. Producer price index percentage changes for commodity and service groupings and individual items, not seasonally adjusted — Continued
 [December 2021]

Title	Commodity code		Unadjusted 12-month percent change ¹	Unadjusted 1-month percent change ¹				
	Group code	Item code		Dec. 2020 to Dec. 2021 ^P	July to Aug.	Aug. to Sept. ^P	Sept. to Oct. ^P	Oct. to Nov. ^P
Packaged fluid milk and related products.....	02	3103	3.4	-0.8	-0.3	0.9	2.8	2.5
Fluid whole milk.....	02	310301	2.5	-1.0	-0.4	1.2	2.7	2.9
Reduced fat and lowfat milk (1/2-2).....	02	310302	1.4	-0.9	-0.1	0.9	3.3	2.2
Fat free or skim milk.....	02	310303	0.0	-0.7	-0.1	0.7	3.5	1.8
Other fluid milk related products, packaged, incl. cartons, bottles, cans, and dispenser cans.....	02	310304	13.7	-0.3	-0.8	0.3	1.2	3.2
Cottage cheese.....	02	3104	10.9	-0.1	0.1	1.3	2.2	2.2
Cottage cheese.....	02	310401	10.9	-0.1	0.1	1.3	2.2	2.2
Other milk products.....	02	3105	2.6	-0.1	0.1	0.5	0.6	1.3
Other milk products.....	02	310501	2.6	-0.1	0.1	0.5	0.6	1.3
Yogurt, excluding frozen.....	02	3105011	1.7	0.0	0.0	0.4	0.2	0.8
Other packaged milk products.....	02	3105012	4.6	-0.5	0.2	0.7	1.5	2.6
Bulk fluid milk and cream.....	02	3106	22.0	-0.6	0.0	1.5	3.5	5.1
Bulk fluid milk and cream.....	02	310601	22.0	-0.6	0.0	1.5	3.5	5.1
Butter.....	02	32	37.3	-2.9	6.3	-2.1	11.5	3.7
Butter.....	02	3201	37.3	-2.9	6.3	-2.1	11.5	3.7
Butter.....	02	320114	37.3	-2.9	6.3	-2.1	11.5	3.7
Natural, processed, and imitation cheese.....	02	33	1.0	-0.4	0.7	2.3	-1.1	2.1
Natural cheese, except cottage cheese.....	02	3302	0.7	0.8	0.3	1.5	-1.0	1.9
Natural cheese, except cottage cheese.....	02	330212	0.7	0.8	0.3	1.5	-1.0	1.9
Natural cheese, except lowfat, shipped in consumer packages or containers (3 lbs or less).....	02	3302121	1.5	0.5	0.0	-0.1	0.0	0.1
Natural cheese, except lowfat, shipped in packages or containers (more than 3 lbs) or bulk.....	02	3302122	-0.5	0.9	0.6	2.7	-1.8	3.3
Lowfat natural cheese, except cottage cheese, shipped in consumer packages (3 lbs. or less).....	02	3302123	0.2	0.0	-0.1	0.1	0.0	0.3
Lowfat natural cheese, except cottage cheese, shipped in packages (more than 3 lbs.) or in bulk.....	02	3302124	7.8	4.0	-0.3	3.7	-2.3	4.2
Processed cheese and related products.....	02	3303	1.6	-5.3	2.5	6.1	-1.7	2.9
Process cheese and related products.....	02	330312	1.5	-5.3	2.5	6.1	-1.7	2.9
Process cheese, shipped in consumer packages or containers (3 lbs. or less).....	02	3303121	3.1	-4.4	2.3	4.9	-2.3	1.5
All other process cheese and related products.....	02	3303122	0.3	-6.1	2.7	7.2	-1.1	4.1
Process cheese shipped in packages or containers (more than 3 lbs.) or in bulk.....	02	33031221	-9.8	-3.0	-4.6	0.5	4.3	4.7
Cheese food, spread, and other related products.....	02	33031225	14.8	-10.0	12.4	14.8	-6.5	3.6
Cheese substitutes and imitations.....	02	3304	-0.2	0.0	1.6	0.0	0.0	0.0
Cheese substitutes and imitations.....	02	330401	-0.2	0.0	1.6	0.0	0.0	0.0
Raw liquid whey.....	02	3307	44.0	-2.3	-2.1	2.1	1.6	4.0
Raw liquid whey.....	02	330701	44.0	-2.3	-2.1	2.1	1.6	4.0
Ice cream and frozen desserts.....	02	34	5.1	-0.1	1.5	0.4	0.7	0.0
Ice cream and frozen desserts.....	02	3402	5.1	-0.1	1.5	0.4	0.7	0.0
Ice Cream and frozen desserts.....	02	340201	5.1	-0.1	1.5	0.4	0.7	0.0
Ice cream, excl. lowfat and nonfat (incl. custards), shipped in bulk (containers 3 gal or more).....	02	3402011	7.2	0.4	0.5	-0.8	1.0	0.1
Ice cream, incl. custards (excl. lowfat and nonfat) shipped in sizes less than 3 gallons.....	02	3402012	5.7	0.0	1.8	0.4	0.2	0.1
Ice cream, including custards (excluding lowfat and nonfat), novelty forms.....	02	3402013	2.1	-0.6	2.2	-0.7	0.2	0.0
Ice cream, including custards, lowfat and nonfat.....	02	3402014	1.5	0.0	0.5	0.3	0.5	0.0
Other frozen desserts (yogurt, sherbet, water ices, mellorine, frozen pudding, gelato, etc.).....	02	3402015	9.0	0.1	0.8	2.5	2.5	0.0
Dry, condensed, and evaporated milk products.....	02	35	17.8	0.2	-0.2	0.6	1.2	0.9
Dry milk products, including feed grade.....	02	3502	22.4	-0.2	-0.4	0.6	1.0	0.9
Dry milk products, including feed grade.....	02	350201	22.4	-0.2	-0.4	0.6	1.0	0.9
Liquid milk products.....	02	3503	7.9	1.3	0.5	0.5	1.6	0.7
Consumer-type canned milk products.....	02	350301	1.7	-0.4	0.1	0.0	1.1	0.3
Bulk liquid milk products, including feed grade.....	02	350303	49.1	10.6	2.3	2.9	3.9	2.8
Ice cream mixes and related products.....	02	3505	23.3	0.0	-0.7	1.3	1.3	2.2
Ice cream mixes and related products.....	02	350502	23.3	0.0	-0.7	1.3	1.3	2.2
Processed fruits and vegetables.....	02	4	4.7	0.7	1.1	0.9	-0.1	0.7
Canned fruits and juices.....	02	41	4.5	1.0	1.1	0.8	-0.4	0.5
Canned fruits, excluding baby foods.....	02	4101	7.5	2.4	1.2	1.1	-0.5	0.6
Canned fruits, excluding baby foods.....	02	410105	7.5	2.4	1.2	1.1	-0.5	0.6
Canned and fresh fruit juices, nectars, and concentrates.....	02	4102	3.0	0.2	1.0	0.7	-0.4	0.5
Canned and fresh fruit juices, nectars, and concentrates.....	02	410239	3.0	0.2	1.0	0.7	-0.4	0.5

See footnotes at end of table.

Table 7. Producer price index percentage changes for commodity and service groupings and individual items, not seasonally adjusted — Continued
 [December 2021]

Title	Commodity code		Unadjusted 12-month percent change ¹	Unadjusted 1-month percent change ¹				
	Group code	Item code		Dec. 2020 to Dec. 2021 ^P	July to Aug.	Aug. to Sept. ^P	Sept. to Oct. ^P	Oct. to Nov. ^P
Frozen fruits, juices and ades.....	02	42	21.3	5.0	1.8	3.7	1.1	0.3
Frozen fruits.....	02	4202	28.0	1.8	3.3	6.6	0.9	-0.1
Frozen fruits.....	02	420209	28.0	1.8	3.3	6.6	0.9	-0.1
Canned vegetables and juices.....	02	44	5.8	0.6	1.5	1.7	-0.1	1.2
Canned vegetables and juices.....	02	4401	5.8	0.6	1.5	1.7	-0.1	1.2
Canned vegetables.....	02	440102	5.7	2.2	1.9	-0.2	0.5	0.7
Canned catsup and other tomato based sauces.....	02	440127	5.9	-0.3	1.7	2.0	-0.3	1.4
Frozen vegetables.....	02	45	2.3	0.0	0.8	0.3	0.5	0.5
Frozen potato products (French-fried, patties, puffs, etc.).....	02	4502	-0.7	-0.5	0.6	0.4	0.3	-0.2
Frozen potato products (French-fried, patties, puffs, etc.).....	02	450202	-0.7	-0.5	0.6	0.4	0.3	-0.2
Frozen vegetables, other than potato products.....	02	4505	6.4	0.8	1.1	0.1	0.8	1.4
Frozen vegetables, other than potato products.....	02	450509	6.4	0.8	1.1	0.1	0.8	1.4
Dried and dehydrated food.....	02	48	0.2	-0.1	0.4	-0.8	-1.1	0.8
Dried and dehydrated food.....	02	4801	0.2	-0.1	0.4	-0.8	-1.1	0.8
Dried and dehydrated food.....	02	480101	0.2	-0.1	0.4	-0.8	-1.1	0.8
Dried and dehydrated fruits and vegetables incl. freeze-dried.....	02	48010102	0.5	-0.3	0.7	-0.9	-1.2	0.8
Sugar and confectionery.....	02	5	5.6	1.1	1.4	0.7	-0.6	0.6
Raw cane sugar and sugar cane mill products and byproducts.....	02	52	7.9	1.1	-0.1	5.0	0.7	1.5
Raw cane sugar and sugarcane mill products and byproducts.....	02	5201	7.9	1.1	-0.1	5.0	0.7	1.5
Raw cane sugar and sugarcane mill products and byproducts.....	02	520106	7.8	1.1	-0.1	5.0	0.7	1.5
Refined sugar products and byproducts.....	02	53	5.6	1.0	0.3	0.3	0.3	2.0
Refined sugar products and byproducts.....	02	5307	5.7	1.0	0.3	0.3	0.3	2.0
Refined granulated cane sugar and byproducts.....	02	530701	5.5	1.4	0.2	-0.1	0.9	0.7
Beet sugar.....	02	530702	5.8	0.6	0.4	0.6	-0.3	3.2
Confectionery materials.....	02	54	5.5	2.0	4.8	0.4	-6.3	0.8
Confectionery materials.....	02	5401	5.5	2.0	4.8	0.4	-6.3	0.8
Other chocolate and cocoa products, made from cacao beans.....	02	540105	1.5	3.7	0.6	-1.8	2.4	-2.0
Corn sweeteners, made by wet milling.....	02	540107	5.6	1.4	6.5	-0.4	-9.4	1.7
Confectionery end products.....	02	55	5.4	0.9	0.8	0.6	1.1	0.1
Candy and nuts.....	02	5503	5.3	1.0	0.8	0.6	0.8	0.1
Chocolate and chocolate-type confectionery products.....	02	550301	5.4	0.0	0.4	1.2	0.7	0.3
Chocolate/chocolate-type confectionery prods, cacao beans.....	02	5503011	13.3	0.0	0.3	0.0	0.0	0.0
Chocolate/confectionery products, made from purchased chocolate, not retailed.....	02	5503012	4.0	0.0	0.0	1.6	0.9	0.4
Chocolate/confectionery products, made from purchased chocolate, retailed.....	02	5503013	-	0.3	6.0	-0.4	0.0	0.0
Nonchocolate-type confectionery products.....	02	550302	4.6	0.7	1.2	0.7	1.1	0.4
Nonchocolate-type confectioneries, made and packaged for shipment.....	02	5503021	4.6	0.7	1.2	0.7	1.1	0.4
Nuts and seeds (salted, roasted, cooked or blanched).....	02	550304	5.8	2.5	1.1	-0.4	0.6	-0.5
Nuts (salted, roasted, cooked, or blanched), sold in bulk.....	02	5503041	11.2	7.2	3.1	-1.1	1.6	-1.7
Canned nuts (salted, roasted, cooked, or blanched).....	02	5503042	1.8	0.1	0.0	0.0	0.0	0.0
All other packaged nuts, including all types of seeds (salted, roasted, cooked, or blanched).....	02	5503043	3.8	0.0	0.0	0.0	0.1	0.2
Other confectionery-type products.....	02	550305	4.3	-0.3	0.1	0.5	0.6	1.5
Beverages and beverage materials.....	02	6	4.7	0.3	1.2	0.9	0.3	0.4
Alcoholic beverages.....	02	61	2.3	0.3	-0.2	0.8	0.1	0.6
Malt beverages.....	02	6101	0.6	0.3	-0.8	0.7	0.2	-0.2
Bottled beer and ale.....	02	610101	1.8	0.0	0.0	-0.1	0.0	-0.1
Canned beer and ale.....	02	610103	-0.4	0.5	-1.5	1.4	0.4	-0.3
Beer and ale in barrels and kegs.....	02	610105	1.0	0.0	0.1	0.0	-0.1	0.0
All other malt beverages and brewing products.....	02	610108	1.7	0.1	-0.2	0.1	0.1	-0.1
Distilled and bottled liquor, excluding brandy.....	02	6102	5.5	0.6	-0.3	0.0	0.2	3.2
Distilled liquor, excluding brandy.....	02	610202	7.9	1.1	-0.7	0.1	0.5	3.6
Distilled whiskey, all other distilled liquor, excluding brandy.....	02	6102022	2.0	0.0	0.3	0.0	-0.4	0.0
Distillers' dried grains (dark and light) and dried solubles.....	02	6102023	12.4	2.0	-1.5	0.2	1.1	6.2
Bottled liquor, excluding brandy.....	02	610204	3.7	0.2	0.0	0.0	0.0	2.9
Bottled whiskey.....	02	6102041	6.1	0.0	0.0	0.0	0.0	6.0
Bottled gin, vodka, rum, cordials, cocktails, and similar compounds.....	02	6102042	1.7	0.5	0.0	0.0	0.0	0.0
Wines, brandy, and brandy spirits.....	02	6104	2.9	0.0	1.0	1.6	-0.2	0.0
Wines, brandy, and brandy spirits.....	02	610441	2.9	0.0	1.0	1.6	-0.2	0.0
Wines, white, red & rose grape, and other fruit, 14 percent or less alcohol.....	02	6104411	2.5	0.0	0.3	2.3	0.0	0.0

See footnotes at end of table.

Table 7. Producer price index percentage changes for commodity and service groupings and individual items, not seasonally adjusted — Continued
 [December 2021]

Title	Commodity code		Unadjusted 12-month percent change ¹	Unadjusted 1-month percent change ¹				
	Group code	Item code		Dec. 2020 to Dec. 2021 ^P	July to Aug.	Aug. to Sept. ^P	Sept. to Oct. ^P	Oct. to Nov. ^P
Wines, white grape, 14 percent or less alcohol content	02	61044111	4.8	0.0	0.0	5.2	-0.2	0.0
Wines, red grape, 14 percent or less alcohol content	02	61044112	0.7	0.0	0.6	0.0	0.1	0.0
Wines, rose grape & other fruits & berries, 14 percent or less alcohol	02	61044113	0.4	0.0	0.3	0.0	0.0	0.0
Wines, dessert, effervescent, and wine coolers	02	6104412	-1.3	0.0	0.0	0.0	-2.8	0.0
Wines, effervescent, including sparkling (carbonated), wine coolers	02	61044122	-1.6	0.0	0.0	0.0	-3.5	0.0
Other wines, brandy, and brandy spirits	02	6104413	5.3	0.0	3.8	0.0	0.0	0.0
Soft drinks	02	62	7.6	0.6	3.1	1.1	0.3	0.2
Soft drinks, non-carbonated and bottled water	02	6206	5.9	0.3	4.0	1.6	0.3	0.3
Bottled water, non-carb, processed or pasteurized	02	620608	5.6	0.9	0.2	2.3	0.4	-0.2
Soft drinks, non-carbonated	02	620609	6.0	0.0	5.7	1.2	0.2	0.5
Soft drinks, non-carbonated, all other types	02	6206093	3.8	0.7	1.0	0.5	1.1	0.2
Soft drinks, non-carbonated, fruit drinks, cocktails, ades	02	6206094	8.3	-0.7	10.7	1.8	-0.6	0.7
Soft drinks, bottle/can, carbonated, all types	02	6210	8.9	0.9	2.5	0.8	0.4	0.2
Soft drinks, bottle/can, carbonated, all types	02	621001	8.9	0.9	2.5	0.8	0.4	0.2
Packaged beverage materials	02	63	2.5	-0.2	0.3	0.2	0.4	0.2
Coffee (whole bean, ground, & instant)	02	6301	2.6	-0.3	0.4	0.2	0.4	0.2
Coffee, concentrated, including coffee substitutes	02	630103	0.8	0.0	0.8	0.0	0.0	0.0
Roasted coffee	02	630104	2.7	-0.4	0.4	0.3	0.5	0.2
Tea in consumer packages, exc. canned ice tea	02	6303	1.7	0.4	-0.1	0.0	0.0	0.1
Tea in consumer packages, exc. canned ice tea	02	630313	1.7	0.4	-0.1	0.0	0.0	0.1
Other beverage materials	02	64	10.7	0.0	0.0	1.9	2.0	0.4
Other beverage materials	02	6401	10.7	0.0	0.0	1.9	2.0	0.4
Malt and malt byproducts	02	640101	2.7	-0.1	0.0	0.0	0.1	-0.4
Liquid beverage bases, excluding use by soft drink bottlers	02	640109	15.1	0.0	0.0	0.0	10.5	2.6
Fats and oils	02	7	41.4	0.4	0.3	2.3	1.9	-2.4
Shortening, cooking oil, and margarine	02	78	34.4	0.6	-0.7	4.2	0.9	-4.2
Shortening, cooking oil, and margarine	02	7801	34.4	0.6	-0.7	4.2	0.9	-4.2
Margarine, butter blends, and butter substitutes	02	780109	5.4	1.1	0.2	1.5	1.2	0.1
Shortening and cooking oils	02	780115	38.4	0.6	-0.8	4.5	0.9	-4.6
Other oilseed processing	02	7A	60.0	-3.0	0.1	-1.3	5.7	4.2
Other oilseed processing	02	7A01	60.0	-3.0	0.1	-1.3	5.7	4.2
Cotton linters	02	7A0104	60.7	0.0	8.2	1.6	1.8	17.8
Cottonseed cake, meal, hulls, and other byproducts	02	7A0105	14.7	-3.4	-0.6	2.3	2.4	3.4
Cottonseed cake and meal	02	7A01051	3.7	-4.0	-1.6	3.3	3.4	4.6
Other crude and refined vegetable oils and other vegetable mill products	02	7A0106	66.7	-3.4	0.0	-2.1	7.0	4.2
Other crude vegetable oils, including linseed, peanut, sunflower, safflower, etc.	02	7A01061	97.6	-6.4	0.9	-2.6	9.5	5.3
Other vegetable oil mill products, including all oil seed cake and meal	02	7A01063	-1.6	-0.3	-1.0	-0.8	-0.9	-0.6
Corn oil, crude and refined	02	7B	81.4	3.8	9.9	-9.1	6.5	3.9
Corn oil, made by wet milling	02	7B01	81.4	3.8	9.9	-9.1	6.5	3.9
Corn oil, made by wet milling	02	7B0101	81.4	3.8	9.9	-9.1	6.5	3.9
Miscellaneous processed foods	02	8	5.6	1.3	0.4	1.0	0.9	0.5
Canned jams, jellies, and preserves	02	81	9.7	0.4	0.0	0.1	8.8	0.0
Canned jams, jellies, and preserves	02	8101	9.7	0.4	0.0	0.1	8.8	0.0
Canned jams, jellies, and preserves	02	810102	9.7	0.4	0.0	0.1	8.8	0.0
Pickles and other pickled products, including horseradish	02	82	12.5	0.7	0.0	0.1	0.0	7.6
Pickles and other pickled products	02	8201	12.5	0.7	0.0	0.1	0.0	7.6
Pickles and other pickled products, including horseradish	02	820106	12.5	0.7	0.0	0.1	0.0	7.6
Processed eggs, liquid, dried, or frozen	02	83	14.3	0.2	3.8	0.5	3.0	0.6
Processed eggs (dried, frozen, or liquid)	02	8301	14.3	0.2	3.8	0.5	3.0	0.6
Processed eggs (dried, frozen, liquid, whole, etc.)	02	830111	14.3	0.2	3.8	0.5	3.0	0.6
Specialty canning	02	84	6.9	5.4	0.3	0.5	-0.2	1.0
Specialty canning	02	8401	6.9	5.4	0.3	0.5	-0.2	1.0
Canned dry beans	02	840102	1.0	0.1	0.2	0.4	0.5	0.5
Canned soups and stews, excluding frozen and seafood	02	840104	9.7	8.6	-0.1	0.6	-0.5	1.3
Canned baby foods and other canned specialties/nationality foods	02	840105	4.0	0.2	2.2	0.4	0.2	0.7
Frozen specialty food	02	85	3.2	2.3	-0.5	0.3	0.3	0.5
Frozen specialty food	02	8501	3.2	2.3	-0.5	0.3	0.3	0.5
Frozen cakes, pies, and other pastries	02	850109	2.6	-0.4	1.0	0.4	-0.5	0.6

See footnotes at end of table.

Table 7. Producer price index percentage changes for commodity and service groupings and individual items, not seasonally adjusted — Continued
 [December 2021]

Title	Commodity code		Unadjusted 12-month percent change ¹ Dec. 2020 to Dec. 2021 ^P	Unadjusted 1-month percent change ¹				
	Group code	Item code		July to Aug.	Aug. to Sept. ^P	Sept. to Oct. ^P	Oct. to Nov. ^P	Nov. to Dec. ^P
Frozen dinners (beef, pork, and poultry pies) and nationality foods, incl. frozen pizza.....	02	850111	3.5	2.7	-1.7	0.8	0.6	0.5
Other frozen specialties, incl. all whipped topping, waffles, soups, etc., excluding seafood.....	02	850113	2.9	5.4	2.6	-1.8	0.2	0.0
Prepared sauces, except tomato.....	02	86	2.9	0.8	0.3	0.4	0.8	0.0
Prepared sauces, excluding tomato-based sauces and sauces comprised of 20 percent or more meat.....	02	8601	2.9	0.8	0.3	0.4	0.8	0.0
Prepared sauces, excluding tomato-based sauces and sauces comprised of 20 percent or more meat.....	02	860103	2.8	0.8	0.3	0.4	0.8	0.0
Other miscellaneous processed foods.....	02	89	5.8	0.6	0.5	1.3	1.0	0.3
Other miscellaneous processed foods.....	02	8901	5.8	0.6	0.5	1.3	1.0	0.3
Mayonnaise, salad dressings, and sandwich spreads.....	02	890102	15.3	1.5	1.8	1.3	-0.1	0.0
Dry mix food preparations.....	02	890148	2.5	0.3	0.0	0.2	0.1	0.9
Perishable non-frozen prepared food, including tortillas.....	02	890149	0.5	0.4	0.8	-0.2	2.3	-0.3
Perishable prepared foods.....	02	8901492	-0.3	0.4	0.8	-0.4	2.8	-0.2
Flavoring extracts, emulsions, liquid flavors, and food colorings.....	02	890151	1.8	0.0	0.3	0.0	0.1	0.0
Other flavoring agents, except chocolate syrup.....	02	890154	4.0	0.1	1.5	-2.3	1.1	-1.0
Soft drink flavoring syrup, sold in bulk.....	02	89015411	3.8	0.1	0.0	0.4	0.0	0.0
Other flavoring agents (except chocolate syrups).....	02	89015412	2.1	0.0	0.0	0.2	0.0	0.0
Table salt (evaporated), pepper (white and black), and other spices.....	02	890156	3.8	3.0	-2.5	3.4	0.8	-1.8
Pepper and other spices in commercial sizes (1 lb or more).....	02	8901566	14.0	9.9	-7.7	7.0	2.4	1.8
Peanut butter.....	02	890158	3.6	-0.3	-4.2	1.1	3.9	0.8
Ice.....	02	890161	2.8	0.1	0.1	0.1	1.1	0.0
Dairy product substitutes.....	02	890162	7.1	2.6	0.3	1.9	1.7	0.0
Dry, condensed, and evaporated dairy product substitutes.....	02	8901621	-	0.0	0.0	0.0	3.2	0.0
Liquid dairy product substitutes.....	02	8901622	11.4	5.5	0.6	3.9	0.2	0.0
Chips (potato, corn, etc.).....	02	890172	6.8	0.1	0.7	4.1	0.8	0.0
Potato chips and sticks, plain and flavored.....	02	8901721	4.4	0.2	0.9	2.4	0.0	-0.1
Corn chips and related products.....	02	8901722	11.9	0.1	1.4	7.6	1.8	0.0
Other chips, sticks (hard pretzels, bacon rinds, popcorn (except candied), etc.).....	02	8901723	4.0	0.1	-0.5	2.3	0.5	0.2
Vinegar and cider.....	02	890174	7.0	1.3	-0.3	0.0	0.0	0.0
Other food preparations.....	02	890175	17.0	1.2	-0.4	-0.6	0.2	9.0
Prepared animal feeds.....	02	9	9.2	0.1	-0.4	-1.7	0.1	0.4
Soybean cake, meal, and other byproducts.....	02	92	-1.7	-0.7	-1.2	-0.9	0.1	0.7
Soybean cake, meal, and byproducts.....	02	9201	-1.7	-0.7	-1.2	-0.9	0.1	0.7
Soybean cake, meal, and byproducts.....	02	920112	-1.7	-0.7	-1.2	-0.9	0.1	0.7
Soybean cake and meal.....	02	9201121	-2.7	-0.8	-0.8	-1.8	0.1	1.6
Other soybean products, including isolates and concentrates.....	02	9201122	14.1	0.1	-5.9	10.3	0.5	-9.9
Formula feeds.....	02	93	16.3	-1.2	-0.4	-0.7	1.3	1.8
Formula feeds.....	02	9301	16.3	-1.2	-0.4	-0.7	1.3	1.8
Chicken and turkey feed, supplements, concentrates, and premixes.....	02	930102	17.7	-1.9	-2.3	-2.9	0.5	1.8
Dairy cattle feed, supplements, concentrates, and premixes.....	02	930110	7.9	-1.4	-1.3	1.7	1.3	1.6
Swine feed, supplements, concentrates, and premixes.....	02	930115	31.7	0.5	3.1	0.9	2.5	3.2
Beef cattle feed, supplements, concentrates, and premixes.....	02	930117	13.1	-0.9	2.8	0.0	1.2	1.6
Poultry, exc. chicken and turkey, and livestock, exc. cattle and swine, feed.....	02	930118	12.3	0.1	1.0	0.4	2.5	0.7
Miscellaneous feedstuffs.....	02	94	8.8	1.3	-0.2	-2.7	-0.7	-0.8
Pet food.....	02	9402	7.6	1.4	0.2	0.1	0.2	0.5
Dog and cat food.....	02	940202	6.8	1.5	0.0	0.0	0.1	0.4
Dog food.....	02	9402021	7.3	1.7	0.0	0.0	0.1	0.4
Canned dog food.....	02	94020211	11.7	1.9	0.0	0.0	0.0	0.0
Dry and semi moist dog food.....	02	94020214	5.6	1.7	0.0	0.0	0.2	0.6
Cat food.....	02	9402022	5.5	0.9	0.0	0.0	0.1	0.3
Canned cat food.....	02	94020224	5.2	0.4	0.0	0.0	0.0	0.0
Dry and semi moist cat food.....	02	94020225	5.9	1.8	0.0	0.0	0.3	0.7
Pet (excluding dog and cat), laboratory, and fur animal feed.....	02	940203	14.7	-0.1	1.5	1.1	0.5	1.9
Miscellaneous feedstuffs other than pet food.....	02	9403	11.0	1.2	-0.7	-7.2	-2.3	-3.2
Meat meal and meat and bone meal.....	02	940301	-33.7	-3.2	-16.4	-16.8	-21.7	-7.1
Wet process corn byproducts.....	02	940317	7.8	-6.8	-3.1	-2.7	-1.1	-4.4
Other animal feeds, including fertilizer byproducts and feather.....	02	940325	5.2	-3.6	-3.1	-2.9	-0.8	4.1
Animal and marine feed and fertilizer byproducts, except meat and bone meal.....	02	9403252	-6.2	-6.3	-3.9	-5.1	-1.3	7.1
Other prepared animal feeds, including feeding materials and adjuncts.....	02	9403253	18.1	-1.0	-2.3	-0.9	-0.4	1.6
Miscellaneous byproducts of slaughtering plants.....	02	940333	36.2	15.0	7.7	-10.9	0.0	-7.0

See footnotes at end of table.

Table 7. Producer price index percentage changes for commodity and service groupings and individual items, not seasonally adjusted — Continued
 [December 2021]

Title	Commodity code		Unadjusted 12-month percent change ¹	Unadjusted 1-month percent change ¹				
	Group code	Item code		Dec. 2020 to Dec. 2021 ^P	July to Aug.	Aug. to Sept. ^P	Sept. to Oct. ^P	Oct. to Nov. ^P
Textile products and apparel.....	03	—	15.3	1.1	1.1	1.7	1.0	0.8
Synthetic fibers.....	03	1	23.2	0.8	1.1	1.7	0.3	-0.3
Unprocessed filament yarns.....	03	15	23.2	0.8	1.1	1.7	0.3	-0.3
Noncellulosic fibers.....	03	1502	23.2	0.8	1.1	1.7	0.3	-0.3
Noncellulosic organic fibers.....	03	150241	30.7	1.0	1.4	2.3	0.4	-0.4
Polyester manufactured fibers.....	03	1502411	21.9	0.8	0.5	8.8	0.7	-3.4
Other noncellulosic organic fibers, incl. polyamide, polyolefin, and producer-textured.....	03	1502412	33.1	1.1	1.6	0.7	0.3	0.5
Processed yarns and threads.....	03	2	28.8	1.8	1.7	3.7	3.4	0.4
Yarns.....	03	26	29.6	1.9	1.8	3.8	3.5	0.4
Spun cotton yarns.....	03	2601	51.7	0.0	3.6	9.4	7.3	0.7
Carded cotton spun yarns.....	03	260113	51.6	0.0	3.6	9.4	7.3	0.7
Spun synthetic yarns.....	03	2603	19.8	0.0	0.9	2.4	2.6	1.1
Spun synthetic yarns.....	03	260304	19.8	0.0	0.9	2.4	2.6	1.1
Textured and twisted yarns.....	03	2604	20.3	4.0	1.0	0.4	1.1	0.0
Textured/crimped/bulked filament yarns, incl. stretch yarn, made from purchased filament yarn.....	03	260403	21.5	4.0	1.1	0.4	0.9	0.0
Other spun noncellulosic and natural fiber (excluding cotton and wool) yarns.....	03	2607	20.7	1.6	0.7	2.2	2.1	0.0
Other spun noncellulosic and natural fiber (excluding cotton and wool) yarns.....	03	260701	20.7	1.6	0.7	2.2	2.1	0.0
Thread.....	03	27	1.4	0.0	0.0	0.0	0.0	0.0
Thread.....	03	2705	1.4	0.0	0.0	0.0	0.0	0.0
Thread.....	03	270501	1.4	0.0	0.0	0.0	0.0	0.0
Greige fabrics.....	03	3	13.5	4.3	0.8	0.8	1.7	0.7
Greige broadwoven fabrics.....	03	37	10.0	0.3	1.1	0.1	1.0	0.9
Greige manmade, silk, and other natural fiber (exc cotton/wool) broadwoven fabrics.....	03	3703	10.8	0.4	1.4	0.9	0.9	0.8
Greige manmade, silk, and other natural fiber (exc cotton/wool) broadwoven fabrics.....	03	370304	10.8	0.4	1.4	0.9	0.9	0.8
Greige knit fabrics.....	03	38	7.5	0.6	1.1	0.9	1.1	0.1
Weft (circular) knit fabrics, greige goods (excluding hosiery).....	03	3803	5.1	0.9	0.1	0.2	0.8	0.0
Weft (circular) knit fabrics, greige goods (excluding hosiery).....	03	380301	5.1	0.9	0.1	0.2	0.8	0.0
Warp knit fabrics, greige goods (excluding hosiery).....	03	3804	11.8	0.1	2.9	2.2	1.7	0.3
Warp knit fabrics, greige goods (excluding hosiery).....	03	380401	11.8	0.1	2.9	2.2	1.7	0.3
Tire cord and tire fabric.....	03	39	25.0	—	—	—	3.8	0.4
Finished fabrics.....	03	4	14.2	0.7	1.4	1.5	0.6	0.8
Finished broadwoven fabrics.....	03	42	26.3	0.9	2.6	2.4	0.1	0.5
Finished cotton broadwoven fabrics.....	03	4201	13.2	0.4	0.0	6.5	0.0	0.3
Finished cotton broadwoven fabrics.....	03	420104	13.2	0.4	0.0	6.5	0.0	0.3
Finished manmade, silk, and other natural fiber (exc. cotton and wool) broadwoven fabrics.....	03	4203	31.4	1.0	3.4	1.3	0.1	0.3
Finished manmade, silk, and other natural fiber (exc. cotton and wool) broadwoven fabrics.....	03	420306	31.5	1.0	3.4	1.3	0.1	0.3
Finished manmade, silk, & natural fiber (exc cotton/wool) broadwoven, finished in weaving mills.....	03	4203061	—	—	—	—	0.3	0.8
Finished manmade fiber, silk and other natural fiber broadwoven fabrics, finishing mill.....	03	4203062	—	—	—	—	0.0	0.0
Woven and braided narrow fabrics.....	03	44	13.5	0.1	2.3	0.5	0.2	0.9
Woven and braided narrow fabrics.....	03	4402	13.5	0.1	2.3	0.5	0.2	0.9
Woven narrow fabrics (12 inches or less in width).....	03	440204	10.5	0.2	1.7	0.2	0.2	0.2
Braided narrow fabrics (12 inches or less in width).....	03	440205	19.6	0.1	3.5	1.1	0.0	2.2
Nonwoven fabrics and felts.....	03	45	13.7	1.1	0.8	1.1	0.4	0.6
Nonwoven fabrics and felts.....	03	4503	13.7	1.1	0.8	1.1	0.4	0.6
Nonwoven fabrics.....	03	450321	13.9	1.2	0.7	1.2	0.2	0.6
Pressed, punched, or needled felts, excluding hats.....	03	450333	9.1	0.2	2.3	0.2	4.0	0.1
Coated fabrics, not rubberized.....	03	46	6.9	0.5	0.7	0.9	-0.7	2.2
Coated fabrics, not rubberized.....	03	4601	6.9	0.5	0.7	0.9	-0.7	2.2
Vinyl coated fabrics, including expanded vinyl coated.....	03	460102	7.4	1.8	2.3	0.5	0.4	-0.2
Coated or laminated fabrics and coated yarns, incl. impregnated fabrics.....	03	460103	6.7	0.0	0.1	1.0	-1.1	3.2
Screen printed textile materials, embroideries, and lace goods.....	03	47	10.0	0.6	1.3	1.3	2.1	0.8
Screen printed textile and apparel materials and embroideries.....	03	4701	10.1	0.6	1.3	1.3	2.1	0.8

See footnotes at end of table.

Table 7. Producer price index percentage changes for commodity and service groupings and individual items, not seasonally adjusted — Continued
 [December 2021]

Title	Commodity code		Unadjusted 12-month percent change ¹	Unadjusted 1-month percent change ¹				
	Group code	Item code		Dec. 2020 to Dec. 2021 ^P	July to Aug.	Aug. to Sept. ^P	Sept. to Oct. ^P	Oct. to Nov. ^P
Embroideries (excluding Schiffl machine products) and embroidery contractors.....	03	470103	6.0	0.3	1.4	0.8	0.5	0.7
Screen printing on garments, apparel accessories, and other fabric articles, excluding labels.....	03	470108	11.3	0.7	1.2	1.5	2.5	0.8
Knit fabrics, finished in knitting mills.....	03	48	13.6	-0.3	1.9	3.4	0.7	1.3
Weft (circular) knit fabrics, knit and finished in the same establishment (excluding hosiery).....	03	4801	17.7	-0.5	3.4	6.0	1.4	0.0
Weft (circular) knit fabrics, knit and finished in the same establishment (excluding hosiery).....	03	480101	17.7	-0.5	3.4	6.0	1.4	0.0
Warp knit goods, knit and finished in the same establishment.....	03	4802	10.0	0.0	0.6	1.1	0.1	2.6
Warp knit goods, knit and finished in the same establishment.....	03	480201	10.0	0.0	0.6	1.1	0.1	2.6
Warp knit fabrics, knit and finished in same establishment.....	03	4802011	10.1	0.0	0.6	1.1	0.0	2.6
Apparel & other fabricated textile prods.....	03	8	6.6	0.9	0.5	0.8	0.3	1.6
Apparel.....	03	81	2.9	0.3	0.2	0.3	0.3	0.3
Miscellaneous apparel and accessories.....	03	8104	6.3	0.7	0.2	0.1	0.1	1.1
Men's and boys' fabric, straw, and felt hats, made from purchased materials.....	03	810414	17.0	4.2	2.0	1.0	0.0	1.2
Hat bodies and fabric caps, made from purchased materials.....	03	810416	27.0	0.0	0.0	0.0	0.0	10.4
Gloves and mittens, made from purchased materials.....	03	810424	4.1	3.1	0.0	0.1	0.0	0.0
Leather and sheep-lined apparel, made from purchased materials.....	03	810428	3.6	0.0	1.2	0.0	0.3	0.0
Apparel and accessories, n.e.c.....	03	810441	3.4	0.3	0.0	0.1	0.1	0.0
All other cut and sew apparel, made from purchased materials.....	03	8104411	3.4	0.4	0.0	0.0	0.1	0.0
Team sport uniforms, men's and boys', made from purchased fabrics.....	03	81044111	3.5	2.6	-0.1	0.0	0.0	0.0
Vestments and costumes, made from purchased materials.....	03	81044115	4.0	0.0	0.0	0.0	0.2	0.0
Fabricated apparel accessories.....	03	8104412	3.6	0.0	0.0	0.2	0.0	0.0
All other apparel accessories, made from purchased materials.....	03	81044125	3.4	0.0	0.0	0.0	0.0	0.0
Women's, girls', and infants' cut and sew apparel.....	03	8106	2.0	0.1	0.0	0.5	0.7	0.0
Women's and girls' knit shirts and blouses, made from purchased fabrics.....	03	810601	4.5	0.0	0.0	1.8	0.0	0.0
Women's and girls' woven shirts and blouses, made from purchased fabrics.....	03	810602	-0.1	0.0	0.1	0.0	0.0	0.0
Women's and girls' dresses, made from purchased fabrics.....	03	810611	0.0	0.0	0.0	0.0	0.0	0.0
Women's and girls' skirts, made from purchased fabrics.....	03	810623	-0.5	-0.6	0.0	0.0	0.0	0.0
Women's and girls' slacks, jeans, & jean-cut casual slacks (exc sweatpants), mfpm.....	03	810631	0.3	0.0	0.0	0.0	0.0	0.0
Women's and girls' swimwear, made from purchased fabrics.....	03	810632	1.7	1.1	-0.8	1.0	0.4	0.0
Women's and girls' shorts, including tennis skirts, made from purchased fabrics.....	03	810637	11.5	0.0	0.0	0.0	12.5	0.0
Women's and girls' nontailored coats, jackets, vests, and washable service apparel, mfpm.....	03	810639	0.2	0.0	0.0	0.0	0.0	0.0
Women's and girls' underwear, excluding foundation garments, made from purchased fabrics.....	03	810641	0.2	0.2	0.0	0.0	0.0	0.0
Women's and girls' nightwear, excluding robes and dressing gowns, made from purchased fabrics.....	03	810642	0.1	0.1	0.0	0.0	0.0	0.0
Men's and boys' cut and sew apparel.....	03	8107	2.4	0.5	0.4	0.0	0.2	0.2
Men's and boys' work clothing and washable service apparel (excl. work shirts and jeans), mfpm.....	03	810712	2.0	0.3	0.8	0.0	0.0	0.9
Men's and boys' knit dress and sport shirts, made from purchased fabrics.....	03	810721	5.2	0.0	0.0	0.0	1.6	0.0
Men's and boys' woven dress and sport shirts, made from purchased fabrics.....	03	810722	-	0.0	1.7	0.0	-	-
Men's and boys' suits, coats, and overcoats.....	03	810735	4.5	0.0	0.4	0.0	0.0	0.0
Men's and boys' tailored suits, including dress uniforms (firefighter, military, police, etc.).....	03	8107352	-	0.0	0.0	-	-	-
Men's and boys' tailored overcoats, dress and sport coats, and vests.....	03	8107353	3.8	0.0	1.3	0.0	0.0	0.0
Men's and boys' nontailored coats, jackets, and vests (excl. ski apparel & work jackets).....	03	810741	0.1	0.0	-0.1	0.0	1.0	0.1
Men's and boys' heavyweight nontailored coats, jackets, and vests (excl. ski apparel & work).....	03	8107411	1.5	0.0	0.2	0.0	0.0	0.2
Men's and boys' lightweight nontailored coats, jackets, and vests (excl. ski apparel & work).....	03	8107412	-1.8	0.0	-0.6	0.0	2.3	0.0
Men's and boys' shorts (including dress and athletic) and swimwear, made from purchased fabric.....	03	810742	4.2	2.3	0.0	1.8	0.0	0.0
Men's and boys' sweaters, sweatpants, jogging suits, beachwear (exc swimwear), & ski apparel.....	03	810743	1.3	0.0	0.0	0.0	0.0	0.0
Men's and boys' nightwear, robes, and underwear, made from purchased fabrics.....	03	810761	1.9	3.2	0.0	0.0	-2.4	0.0
Apparel made in knitting mills.....	03	8108	1.4	0.0	0.4	0.1	0.0	0.0
Knit outerwear, underwear, and nightwear, made in knitting mills.....	03	810808	0.8	0.0	0.0	0.2	0.0	0.0

See footnotes at end of table.

Table 7. Producer price index percentage changes for commodity and service groupings and individual items, not seasonally adjusted — Continued
[December 2021]

Title	Commodity code		Unadjusted 12-month percent change ¹	Unadjusted 1-month percent change ¹				
	Group code	Item code		Dec. 2020 to Dec. 2021 ^P	July to Aug.	Aug. to Sept. ^P	Sept. to Oct. ^P	Oct. to Nov. ^P
Hosiery and socks.....	03	810831	1.7	0.0	0.5	0.0	0.0	0.0
Textile house furnishings.....	03	82	3.9	2.9	-0.1	1.1	0.5	0.0
Textile house furnishings.....	03	8203	3.9	2.9	-0.1	1.1	0.5	0.0
Curtains and draperies, made from purchased materials.....	03	820304	3.6	1.2	-0.4	0.0	0.3	0.0
Other textiles, including towels and bed textiles.....	03	820312	3.9	3.4	0.0	1.4	0.5	0.0
Fabricated textile products, made in weaving mills.....	03	8203121	11.2	1.0	0.0	9.7	0.0	0.0
Other household textile products.....	03	8203122	3.6	3.5	0.0	1.0	0.5	0.0
Bedspreads, made from purchased materials.....	03	82031221	13.2	4.5	0.0	0.0	3.0	0.0
Sheets and pillowcases, made from purchased materials.....	03	82031223	30.0	29.9	0.0	0.0	0.0	0.0
Other household furnishings, made from purchased materials.....	03	82031226	0.0	0.4	0.0	1.2	0.4	0.0
Industrial and other fabricated products.....	03	83	11.9	0.6	1.1	1.2	0.1	3.6
Industrial and other fabricated products.....	03	8303	11.9	0.6	1.1	1.2	0.1	3.6
Rope, cordage, and twine.....	03	830321	18.4	0.9	1.6	0.4	0.1	-0.4
Duffie bags.....	03	830333	-	0.0	0.0	0.0	-	-
All other textile bags.....	03	830334	10.7	2.1	-0.4	0.0	0.0	0.0
Canvas and related products.....	03	830345	11.1	1.2	0.6	1.1	0.0	2.4
All other fabricated textile products, excluding trimming and findings....	03	830351	11.9	0.1	1.5	1.5	0.2	5.6
All other miscellaneous fabricated textile products.....	03	8303516	6.2	0.3	0.6	2.1	0.3	0.2
Trimming and findings, excluding automobile and apparel.....	03	830361	13.2	0.0	2.5	2.1	0.0	-1.8
Miscellaneous textile products/services.....	03	9	25.8	0.7	1.7	4.7	2.6	1.5
Miscellaneous textile products/services.....	03	94	25.7	0.7	1.7	4.7	2.6	1.5
Miscellaneous textile products/services.....	03	9401	25.7	0.7	1.7	4.7	2.6	1.5
Textile and fabric finishing, except broadwoven.....	03	940103	19.6	1.0	2.4	3.4	3.5	1.5
Hides, skins, leather, and related products.....	04	-	1.9	2.8	-1.0	-5.6	-4.6	-0.6
Hides and skins, incl. cattle.....	04	1	-12.3	7.7	-2.6	-15.3	-16.4	-4.0
Hides and skins, incl. cattle.....	04	19	-12.3	7.7	-2.6	-15.3	-16.4	-4.0
Hides, skins, and pelts, made in slaughtering plants.....	04	1901	-12.3	7.7	-2.6	-15.3	-16.4	-4.0
Hides, skins, and pelts, made in slaughtering plants.....	04	190108	-12.3	7.7	-2.6	-15.3	-16.4	-4.0
Leather.....	04	2	13.2	2.9	-1.5	-7.7	-6.9	0.2
Finished and unfinished leather.....	04	27	13.2	2.9	-1.5	-7.7	-6.9	0.2
Finished and unfinished leather.....	04	2701	13.2	2.9	-1.5	-7.7	-6.9	0.2
Finished and unfinished leather.....	04	270102	13.1	2.9	-1.5	-7.7	-6.9	0.2
Footwear.....	04	3	6.0	0.1	0.0	0.2	2.6	0.3
Men's nonathletic footwear.....	04	31	6.7	0.0	0.0	0.1	3.5	0.0
Men's footwear (size 6 and larger), excluding athletic.....	04	3105	6.7	0.0	0.0	0.1	3.5	0.0
Men's footwear (size 6 and larger), excluding athletic.....	04	310501	6.6	0.0	0.0	0.1	3.5	0.0
Women's nonathletic footwear.....	04	32	3.6	0.3	0.0	0.4	1.1	1.1
Women's footwear (size 4 and larger), excluding athletic.....	04	3205	3.6	0.3	0.0	0.4	1.1	1.1
Women's footwear (size 4 and larger), excluding athletic.....	04	320501	3.5	0.3	0.0	0.4	1.1	1.1
Other footwear including slippers.....	04	39	-	-	0.0	0.0	0.0	-
Other leather and related products.....	04	4	3.0	0.3	0.0	0.5	0.3	0.4
Luggage and small leather goods.....	04	41	0.8	0.2	0.0	0.0	0.3	0.0
Luggage and small leather goods.....	04	4101	0.8	0.2	0.0	0.0	0.3	0.0
Luggage (including suitcases, travel bags, backpacks, and other types).....	04	410112	1.4	0.1	0.0	0.0	0.8	0.0
Women's and children's handbags and purses.....	04	410128	0.5	0.4	0.0	0.0	0.0	0.1
Personal leather goods (excluding women's handbags and purses).....	04	410132	0.4	0.0	0.0	0.0	0.0	0.0
Leather and leather-like goods, n.e.c.....	04	45	5.9	0.5	0.0	1.0	0.3	0.8
Leather and leather-like goods, n.e.c.....	04	4501	5.9	0.5	0.0	1.0	0.3	0.8
All other leather goods.....	04	450101	5.6	0.8	0.0	1.2	0.3	1.0
Boot and shoe cut stock and findings.....	04	4501011	3.0	0.0	0.0	3.0	0.0	0.0
All other miscellaneous leather goods.....	04	4501014	6.1	0.9	0.0	0.8	0.4	1.1
Leather belts, made from purchased materials.....	04	450111	7.5	-1.5	0.0	0.0	0.0	0.0
Fuels and related products and power.....	05	-	37.8	-0.5	2.8	6.9	1.2	-5.9
Coal.....	05	1	1.5	-0.4	1.5	0.1	-0.5	-0.7
Anthracite.....	05	11	9.0	0.0	0.0	0.0	4.8	4.5
Prepared anthracite shipped.....	05	1101	9.8	0.0	0.0	0.0	5.7	4.5
Prepared anthracite shipped.....	05	110117	9.8	0.0	0.0	0.0	5.7	4.5
Bituminous coal and lignite.....	05	12	1.4	-0.4	1.5	0.1	-0.6	-0.7

See footnotes at end of table.

Table 7. Producer price index percentage changes for commodity and service groupings and individual items, not seasonally adjusted — Continued
 [December 2021]

Title	Commodity code		Unadjusted 12-month percent change ¹ Dec. 2020 to Dec. 2021 ^P	Unadjusted 1-month percent change ¹				
	Group code	Item code		July to Aug.	Aug. to Sept. ^P	Sept. to Oct. ^P	Oct. to Nov. ^P	Nov. to Dec. ^P
Unprepared bituminous coal and lignite.....	05	1208	-	-1.3	-2.8	15.7	-8.3	-
Unprepared bituminous coal and lignite.....	05	12081	-	-1.3	-2.8	15.7	-8.3	-
Unprepared bituminous coal and lignite from surface mine.....	05	120811	-	-1.3	-2.8	15.7	-8.3	-
Prepared bituminous coal and lignite.....	05	1209	2.7	-0.2	2.3	-2.5	1.0	-0.7
Prepared bituminous coal & lignite, washed by wet-washing, pneumatic, or other.....	05	12091	4.3	0.5	4.2	-5.1	-0.6	2.3
Prepared bituminous coal & lignite surface mine, wet-washing, pneumatic, or other.....	05	120911	3.1	0.9	-0.1	1.5	-0.4	0.0
Prepared bituminous coal & lignite underground mine, wet-washing, pneumatic, or other.....	05	120912	4.8	0.3	6.2	-8.0	-0.7	3.4
Prepared bituminous coal & lignite, mechanically crushed/screened/sized only.....	05	12092	0.5	-1.2	-0.4	1.2	3.0	-4.5
Prepared bituminous coal & lignite surface mine, mechanically crushed/screened/sized only.....	05	120921	0.3	-0.1	1.2	1.0	0.9	-4.0
Prepared bituminous coal underground mine, mechanically crushed/screened/sized only.....	05	120922	0.9	-4.8	-5.7	1.7	11.0	-6.1
Gas fuels.....	05	3	96.2	8.3	13.4	23.6	0.5	-13.3
Natural gas.....	05	31	97.6	9.8	13.1	25.7	1.8	-12.0
Natural gas.....	05	3101	97.6	9.8	13.1	25.7	1.8	-12.0
Natural gas.....	05	310105	97.5	9.8	13.1	25.7	1.8	-12.0
Natural gas from the wellhead.....	05	3101051	97.4	9.7	13.5	25.2	1.2	-12.1
Natural gas from processing facilities.....	05	3101052	99.2	10.3	10.0	29.1	6.7	-11.4
Liquefied petroleum gas.....	05	32	89.0	2.3	15.0	14.6	-5.8	-19.4
Liquefied petroleum gas.....	05	3201	89.0	2.3	15.0	14.6	-5.8	-19.4
Isopentane and natural gasoline.....	05	320102	81.0	-2.7	8.5	13.5	-1.6	-9.5
Propane.....	05	320104	69.0	2.4	18.6	13.9	-7.7	-26.1
Butane.....	05	320105	61.2	5.2	14.0	13.4	-5.5	-16.7
Plant condensate, ethane, gas mixtures, and other natural gas liquids...	05	320108	117.3	2.7	15.2	15.8	-5.9	-19.3
Electric power.....	05	4	7.0	0.5	-0.2	-3.2	-0.9	0.1
Residential electric power.....	05	41	6.3	0.9	-0.3	-2.4	-0.7	0.7
Residential electric power.....	05	4121	6.3	0.9	-0.3	-2.4	-0.7	0.7
Residential electric power.....	05	412101	6.3	0.9	-0.3	-2.4	-0.7	0.7
Residential electric power, New England.....	05	4121011	7.2	0.3	0.0	3.4	0.0	0.0
Residential electric power, Middle Atlantic.....	05	4121012	8.9	2.7	1.0	-1.0	-2.2	4.7
Residential electric power, East North Central.....	05	4121013	3.4	-0.5	-0.2	-6.9	0.4	-0.4
Residential electric power, West North Central.....	05	4121014	1.1	0.9	-1.9	-10.4	-0.1	-0.8
Residential electric power, South Atlantic.....	05	4121015	2.7	-1.5	2.1	-4.2	-0.3	0.6
Residential electric power, East South Central.....	05	4121016	6.8	-0.1	-0.5	-2.1	1.2	1.7
Residential electric power, West South Central.....	05	4121017	9.3	7.0	-4.6	-1.7	-2.9	-0.4
Residential electric power, Mountain.....	05	4121018	5.8	0.2	-1.5	0.4	-3.2	-0.1
Residential electric power, Pacific.....	05	4121019	11.0	0.1	0.0	3.2	0.5	0.1
Commercial electric power.....	05	42	7.3	0.0	0.6	-4.3	-1.1	-0.4
Commercial electric power.....	05	4221	7.3	0.0	0.6	-4.3	-1.1	-0.4
Commercial electric power.....	05	422101	7.3	0.0	0.6	-4.3	-1.1	-0.4
Commercial electric power, New England.....	05	4221011	7.5	0.4	0.0	-0.7	0.0	0.0
Commercial electric power, Middle Atlantic.....	05	4221012	16.1	0.2	0.9	-4.1	-2.5	9.1
Commercial electric power, East North Central.....	05	4221013	3.2	-0.8	0.7	-5.9	1.0	-1.1
Commercial electric power, West North Central.....	05	4221014	1.0	2.7	-3.0	-7.6	-0.3	-2.4
Commercial electric power, South Atlantic.....	05	4221015	5.9	-1.7	2.4	-0.9	0.0	0.8
Commercial electric power, East South Central.....	05	4221016	7.7	0.2	0.5	-1.9	-1.9	3.3
Commercial electric power, West South Central.....	05	4221017	9.2	0.9	2.0	-4.1	-4.4	-0.7
Commercial electric power, Mountain.....	05	4221018	3.8	0.6	-2.2	1.1	-2.4	0.4
Commercial electric power, Pacific.....	05	4221019	5.7	0.2	0.0	-8.8	-0.4	-10.5
Industrial electric power.....	05	43	8.4	0.6	-1.2	-3.0	-0.9	-0.3
Industrial electric power.....	05	4321	8.4	0.6	-1.2	-3.0	-0.9	-0.3
Industrial electric power.....	05	432101	8.4	0.6	-1.2	-3.0	-0.9	-0.3
Industrial electric power, New England.....	05	4321011	14.3	0.2	-0.4	4.7	3.8	7.6
Industrial electric power, Middle Atlantic.....	05	4321012	19.8	-1.0	5.3	4.6	-1.8	5.7
Industrial electric power, East North Central.....	05	4321013	1.9	0.6	-3.6	-7.4	1.1	-1.4
Industrial electric power, West North Central.....	05	4321014	2.3	2.5	-6.0	-8.6	-4.0	-0.1
Industrial electric power, South Atlantic.....	05	4321015	3.1	-1.2	2.3	-0.4	0.2	0.9
Industrial electric power, East South Central.....	05	4321016	7.7	0.8	1.8	-3.1	-0.5	1.6
Industrial electric power, West South Central.....	05	4321017	9.3	1.0	0.2	-3.9	0.4	-0.1
Industrial electric power, Mountain.....	05	4321018	27.8	3.5	-9.6	15.0	-6.9	0.1
Industrial electric power, Pacific.....	05	4321019	5.9	0.0	0.0	-11.2	-1.4	-9.0

See footnotes at end of table.

Table 7. Producer price index percentage changes for commodity and service groupings and individual items, not seasonally adjusted — Continued
 [December 2021]

Title	Commodity code		Unadjusted 12-month percent change ¹	Unadjusted 1-month percent change ¹				
	Group code	Item code		Dec. 2020 to Dec. 2021 ^P	July to Aug.	Aug. to Sept. ^P	Sept. to Oct. ^P	Oct. to Nov. ^P
Transportation electric power.....	05	46	11.4	0.9	-1.7	-1.9	-0.3	0.7
Transportation electric power.....	05	4621	11.4	0.9	-1.7	-1.9	-0.3	0.7
Transportation electric power.....	05	462111	11.4	0.9	-1.7	-1.9	-0.3	0.7
Utility natural gas.....	05	5	40.1	2.1	2.9	11.4	13.0	-2.1
Residential natural gas.....	05	51	25.3	6.0	1.6	3.9	2.5	0.2
Residential natural gas.....	05	5121	25.3	6.0	1.6	3.9	2.5	0.2
Residential natural gas.....	05	512101	25.3	6.0	1.6	3.9	2.5	0.2
Residential natural gas, New England.....	05	5121011	15.8	1.9	3.0	1.9	21.9	1.9
Residential natural gas, Middle Atlantic.....	05	5121012	36.0	23.3	1.5	2.8	-0.1	2.2
Residential natural gas, East North Central.....	05	5121013	29.7	3.2	0.9	0.8	1.7	-3.1
Residential natural gas, West North Central.....	05	5121014	35.8	3.3	7.9	6.7	-1.1	3.2
Residential natural gas, South Atlantic.....	05	5121015	16.6	1.6	0.1	7.6	0.9	-0.8
Residential natural gas, East South Central.....	05	5121016	28.9	3.6	2.4	1.1	7.8	3.0
Residential natural gas, West South Central.....	05	5121017	14.4	4.7	0.1	4.6	5.3	-2.1
Residential natural gas, Mountain.....	05	5121018	21.3	0.1	0.4	6.1	3.1	0.5
Residential natural gas, Pacific.....	05	5121019	19.7	1.2	2.1	6.5	0.7	1.7
Commercial natural gas.....	05	52	31.6	4.0	2.6	6.8	4.9	-0.4
Commercial natural gas.....	05	5221	31.6	4.0	2.6	6.8	4.9	-0.4
Commercial natural gas.....	05	522101	31.6	4.0	2.6	6.8	4.9	-0.4
Commercial natural gas, New England.....	05	5221011	18.4	2.9	3.5	3.9	26.7	2.3
Commercial natural gas, Middle Atlantic.....	05	5221012	31.7	6.4	3.0	4.1	0.2	0.9
Commercial natural gas, East North Central.....	05	5221013	37.7	4.1	-0.1	3.7	3.8	-2.9
Commercial natural gas, West North Central.....	05	5221014	37.0	4.3	14.1	9.6	-2.5	0.0
Commercial natural gas, South Atlantic.....	05	5221015	22.5	2.4	-1.7	9.4	2.1	-3.5
Commercial natural gas, East South Central.....	05	5221016	33.3	7.3	2.6	3.9	5.1	0.6
Commercial natural gas, West South Central.....	05	5221017	31.9	4.9	0.7	6.1	10.9	-3.1
Commercial natural gas, Mountain.....	05	5221018	28.5	0.2	0.4	7.7	3.9	0.5
Commercial natural gas, Pacific.....	05	5221019	36.4	2.5	6.8	13.8	7.1	4.2
Industrial natural gas.....	05	53	49.0	6.4	2.5	13.3	4.1	-1.5
Industrial natural gas.....	05	5321	49.0	6.4	2.5	13.3	4.1	-1.5
Industrial natural gas.....	05	532101	49.0	6.4	2.5	13.3	4.1	-1.5
Industrial natural gas, New England.....	05	5321011	23.4	4.7	5.3	6.9	30.9	3.1
Industrial natural gas, Middle Atlantic.....	05	5321012	40.0	-0.5	2.9	22.7	0.6	-1.3
Industrial natural gas, East North Central.....	05	5321013	61.3	12.4	0.9	3.0	3.3	-1.8
Industrial natural gas, West North Central.....	05	5321014	42.2	2.7	7.1	7.9	-0.9	6.7
Industrial natural gas, South Atlantic.....	05	5321015	26.8	5.3	1.0	10.4	2.3	1.0
Industrial natural gas, East South Central.....	05	5321016	51.2	9.0	3.3	3.2	12.4	2.5
Industrial natural gas, West South Central.....	05	5321017	77.0	7.2	3.7	30.4	3.4	-7.8
Industrial natural gas, Mountain.....	05	5321018	34.9	0.7	0.7	1.8	7.7	0.6
Industrial natural gas, Pacific.....	05	5321019	18.7	1.5	-0.4	6.8	4.7	4.1
Natural gas to electric power.....	05	54	58.5	-3.6	4.8	22.2	27.5	-4.5
Natural gas to electric power.....	05	5421	58.5	-3.6	4.8	22.2	27.5	-4.5
Natural gas to electric power.....	05	542101	58.5	-3.6	4.8	22.2	27.5	-4.5
Crude petroleum (domestic production).....	05	6	53.7	-7.2	4.5	13.9	1.9	-16.4
Crude petroleum (domestic production).....	05	61	53.7	-7.2	4.5	13.9	1.9	-16.4
Crude petroleum (domestic production).....	05	6101	53.7	-7.2	4.5	13.9	1.9	-16.4
Crude petroleum (domestic production).....	05	610102	53.7	-7.2	4.5	13.9	1.9	-16.4
Petroleum products, refined.....	05	7	57.5	-2.0	2.2	8.5	0.0	-7.1
Gasoline.....	05	71	65.8	-2.2	0.9	6.1	1.0	-8.8
Unleaded premium gasoline.....	05	7103	63.7	-1.0	1.4	3.9	2.0	-8.1
Unleaded premium gasoline.....	05	710304	63.7	-1.0	1.4	3.9	2.0	-8.1
Unleaded regular gasoline.....	05	7104	67.4	-2.4	1.0	6.5	0.7	-9.0
Unleaded regular gasoline.....	05	710404	67.4	-2.4	1.0	6.5	0.7	-9.0
Unleaded mid-premium gasoline.....	05	7105	58.6	-1.1	-0.8	6.6	1.6	-8.0
Unleaded mid-premium gasoline.....	05	710504	58.7	-1.1	-0.8	6.6	1.6	-8.0
Kerosene and jet fuels.....	05	72	52.1	-1.3	3.5	12.5	3.5	-11.0
Kerosene.....	05	7202	54.4	-2.0	5.3	14.2	-2.0	-8.7
Kerosene.....	05	720201	54.4	-2.0	5.3	14.2	-2.0	-8.7
Jet fuel.....	05	7203	52.0	-1.3	3.4	12.4	3.8	-11.1
Jet fuel.....	05	720301	52.0	-1.3	3.4	12.4	3.8	-11.1
Light fuel oils.....	05	73	54.8	-1.5	3.7	12.1	-1.7	-5.7
Home heating oil and distillates.....	05	7302	52.2	-3.2	3.4	15.3	-0.2	-12.1

See footnotes at end of table.

Table 7. Producer price index percentage changes for commodity and service groupings and individual items, not seasonally adjusted — Continued
 [December 2021]

Title	Commodity code		Unadjusted 12-month percent change ¹	Unadjusted 1-month percent change ¹				
	Group code	Item code		Dec. 2020 to Dec. 2021 ^P	July to Aug.	Aug. to Sept. ^P	Sept. to Oct. ^P	Oct. to Nov. ^P
Home heating oil and distillates.....	05	730201	52.2	-3.2	3.4	15.3	-0.2	-12.1
No. 2 diesel fuel.....	05	7303	54.9	-1.4	3.7	11.9	-1.8	-5.3
No. 2 diesel fuel.....	05	730302	55.0	-1.4	3.7	11.9	-1.8	-5.3
Residual fuels (heavy fuel oils, incl. #5, #6, & other residual fuels).....	05	74	77.0	-8.9	-1.5	9.4	4.3	-0.9
Residual fuels (heavy fuel oils, incl. #5, #6, & other residual fuels).....	05	7407	77.0	-8.9	-1.5	9.4	4.3	-0.9
Residual fuels (heavy fuel oils, incl. #5, #6, & other residual fuels).....	05	740703	77.0	-8.9	-1.5	9.4	4.3	-0.9
Finished lubricants.....	05	76	14.6	1.4	0.2	3.4	0.0	0.2
Lubricating and similar oils.....	05	7604	15.4	1.4	0.3	3.7	0.0	0.2
Lubricating and similar oils not from petroleum refineries.....	05	760401	15.3	1.4	0.3	3.7	0.0	0.2
Lubricating oil base stocks.....	05	78	69.1	-3.4	6.8	0.6	-5.3	-3.9
Lubricating oil base stocks.....	05	7801	69.1	-3.4	6.8	0.6	-5.3	-3.9
Lubricating oil base stocks.....	05	780121	69.1	-3.4	6.8	0.6	-5.3	-3.9
Asphalt and other petroleum and coal products, n.e.c.....	05	8	48.3	-6.7	2.5	1.3	10.1	8.2
Asphalt and other petroleum and coal products, n.e.c.....	05	81	48.3	-6.7	2.5	1.3	10.1	8.2
Asphalt.....	05	8102	69.5	1.7	-1.0	-1.4	8.1	-6.0
Asphalt.....	05	810212	69.5	1.7	-1.0	-1.4	8.1	-6.0
Other petroleum and coal products, including coke oven products, n.e.c.....	05	8103	38.5	-12.7	5.4	3.3	11.6	18.5
Other petroleum and coal products, including coke oven products, n.e.c.....	05	810319	38.5	-12.7	5.4	3.3	11.6	18.5
Other petroleum and coal products, made in coke oven establishments.....	05	8103191	10.3	1.7	2.3	0.2	0.3	3.4
Chemicals and allied products.....	06	—	22.1	1.6	-0.3	1.0	1.1	0.1
Industrial chemicals.....	06	1	41.7	3.5	-1.3	1.6	2.3	-0.1
Basic inorganic chemicals.....	06	13	12.6	1.5	0.6	0.5	1.1	0.9
Inorganic chemicals, other than alkalis and chlorine.....	06	1302	9.2	0.8	0.2	-0.7	1.3	0.0
Aluminum compounds.....	06	130209	-5.1	0.1	0.0	-3.1	0.0	0.0
Inorganic acids, inc. hydrochloric, sulfuric acid and other.....	06	13020T	38.9	-1.0	-0.5	1.7	0.5	0.0
Sulfuric acid.....	06	13020T1	—	-0.9	-0.6	0.8	-0.6	—
Lime.....	06	130213	2.5	0.0	0.1	0.0	0.0	0.0
Potassium & sodium compounds, ex. bleaches.....	06	130217	13.4	3.1	0.0	1.1	2.5	2.0
Rock salt.....	06	130271	1.3	-0.3	0.0	0.5	1.8	-1.9
Other inorganic chemicals, nec.....	06	130283	6.5	0.7	0.3	-1.4	1.3	-0.3
All other inorganic chemicals.....	06	1302833	8.5	1.1	0.5	0.0	2.2	-0.5
Alkalis and chlorine, including natural sodium carbonate and sulfate.....	06	1303	21.2	3.4	1.4	3.2	0.8	3.1
Natural sodium carbonate and sulfate.....	06	130301	5.8	2.4	-1.0	2.4	-0.5	3.9
Chlorine, sodium hydroxide, and other alkalis.....	06	130302	24.7	3.6	1.8	3.3	1.1	2.9
Sodium hydroxide (caustic soda).....	06	1303024	34.7	2.1	3.3	6.4	1.1	6.0
Other alkalis.....	06	1303028	14.1	6.2	0.6	0.2	1.8	-0.5
Basic organic chemicals.....	06	14	47.0	3.7	-1.5	1.8	2.5	-0.3
Primary basic organic chemicals.....	06	1401	69.9	7.9	-4.9	2.7	-0.7	-5.1
Aromatics.....	06	140197	84.8	5.7	-1.9	-2.7	7.1	7.4
Liquid refinery gases.....	06	140198	66.1	8.6	-5.8	4.2	-2.8	-8.9
Cyclic intermediate chemicals and dyes.....	06	1402	43.5	6.9	2.1	1.9	1.5	2.6
Cyclic intermediate chemicals.....	06	140281	44.6	7.4	2.2	1.6	1.6	2.2
Synthetic organic dyes.....	06	140282	28.7	0.1	1.1	6.9	0.2	8.1
Other basic organics.....	06	1403	35.6	0.5	0.8	1.1	4.9	2.9
Ethanol (ethyl alcohol).....	06	140341	107.8	-3.5	1.2	0.6	19.4	6.4
Other basic organics, n.e.c.....	06	140399	19.0	1.9	0.6	1.3	0.2	1.5
Fatty acids.....	06	1403991	63.1	2.9	-1.3	6.0	0.8	-2.0
Bulk pesticides and other bulk synthetic organic agricultural chemicals, excluding preparation.....	06	1403992	34.2	13.9	0.1	6.4	0.0	0.0
Industrial organic flavor oil mixtures and blends.....	06	1403993	—	0.0	3.2	0.0	1.6	0.0
Natural organic chemicals.....	06	1403995	4.0	0.9	3.2	1.4	-0.5	-0.2
Synthetic organic chemicals for use as flavor and perfume materials.....	06	1403997	5.0	-1.2	0.0	3.3	0.4	0.6
Synthetic organic plasticizers.....	06	1403999	47.9	3.3	2.5	1.0	7.2	13.9
Other synthetic organic chemicals.....	06	140399A	28.7	2.4	0.1	1.0	3.2	3.6
Miscellaneous end use chemicals and chemical products, excluding urea.....	06	140399B	2.6	0.0	1.8	0.4	0.1	-0.2
Miscellaneous cyclic and acyclic chemicals and chemical products, excluding fatty acid esters.....	06	140399C	39.3	2.9	0.1	0.5	-0.2	1.6
Paints and allied products.....	06	2	14.0	1.1	0.6	1.1	1.5	0.7
Prepared paint.....	06	21	15.6	1.3	1.7	1.1	0.8	0.9

See footnotes at end of table.

Table 7. Producer price index percentage changes for commodity and service groupings and individual items, not seasonally adjusted — Continued
 [December 2021]

Title	Commodity code		Unadjusted 12-month percent change ¹	Unadjusted 1-month percent change ¹				
	Group code	Item code		Dec. 2020 to Dec. 2021 ^P	July to Aug.	Aug. to Sept. ^P	Sept. to Oct. ^P	Oct. to Nov. ^P
Architectural coatings.....	06	2101	13.9	0.7	0.4	0.9	1.0	0.6
Architectural coatings.....	06	210104	13.9	0.7	0.4	0.9	1.0	0.6
Exterior architectural coatings.....	06	2101041	19.7	1.1	0.4	1.9	2.5	1.6
Interior architectural coatings.....	06	2101042	10.9	0.5	0.4	0.3	0.2	0.0
OEM finishes excluding marine coatings.....	06	2102	16.1	1.5	2.0	1.6	0.7	1.9
OEM finishes excluding marine coatings.....	06	210201	16.1	1.5	2.0	1.6	0.7	1.9
Transportation finishes, except powdered and high-solids coatings.	06	2102011	4.2	-1.1	-0.2	1.4	-0.2	0.5
All other product finishes for original equipment manufacturers (OEM), excluding marine coating.....	06	2102012	21.7	2.6	3.0	1.7	1.1	2.4
Special purpose coatings, incl. marine, industrial & construction coatings.....	06	2103	18.1	2.3	3.5	1.0	0.7	0.5
Special purpose coatings, incl. marine, industrial & construction coatings.....	06	210301	18.1	2.3	3.5	1.0	0.7	0.5
Paint materials.....	06	22	8.6	0.1	-2.7	1.0	4.1	0.0
Paint colors.....	06	2202	9.8	0.1	-3.1	1.2	4.6	0.0
All other inorganic pigments, including TiO2, chrome colors, and other white opaque pigments.....	06	22020N	-	-	-	1.1	5.8	0.0
Chrome colors and other inorganic pigments.....	06	22020N9	-	0.0	0.0	-	-	-
Synthetic organic pigments.....	06	220298	14.2	0.0	2.4	1.3	0.3	-0.2
Kaolin and ball clay.....	06	2204	-0.1	0.0	0.0	0.0	0.0	0.0
Kaolin and ball clay.....	06	220407	-0.1	0.0	0.0	0.0	0.0	0.0
Allied and miscellaneous paint products.....	06	23	17.8	3.5	1.6	1.7	0.1	1.5
Allied and miscellaneous paint products.....	06	2301	17.8	3.5	1.6	1.7	0.1	1.5
Allied and miscellaneous paint products.....	06	230104	17.8	3.5	1.6	1.7	0.1	1.5
Drugs and pharmaceuticals.....	06	3	3.0	0.0	0.0	0.2	0.0	0.8
Medicinal and botanical chemicals, drugs, and other products.....	06	31	0.3	0.0	0.1	0.0	-0.1	0.4
Medicinal and botanical chemicals, drugs, and other products.....	06	3102	0.3	0.0	0.1	0.1	-0.1	0.4
Synthetic organic medicinal chemicals, medicinal & botanical drugs, & other products.....	06	310203	0.3	0.0	0.1	0.1	-0.1	0.4
Biological products, including diagnostics.....	06	37	10.2	-0.1	0.0	0.5	-0.1	4.0
Biological products, excluding diagnostic, for veterinary, industrial, and all other misc. uses.....	06	3717	-	0.0	1.4	3.3	0.0	-
Diagnostics.....	06	3718	16.6	-0.3	-0.6	0.4	-0.3	11.5
In-vitro diagnostic substances.....	06	371801	15.3	-0.1	-0.3	0.2	-0.4	15.0
Biological products, excluding diagnostic, for human use.....	06	3719	7.1	0.0	0.0	0.0	0.0	0.0
Pharmaceutical preparations.....	06	38	1.3	0.0	0.0	0.1	0.0	0.0
Pharmaceuticals affecting neoplasms, the endocrine system, & metabolic diseases.....	06	3801	2.0	0.0	0.0	0.1	0.0	0.0
Cancer therapy products.....	06	380102	3.2	0.0	0.0	0.0	0.0	0.0
Insulin/antidiabetes products.....	06	380103	3.2	0.0	0.0	0.2	0.0	0.0
Other neoplasms, endocrine system, and metabolic diseases.....	06	380104	1.6	0.0	0.0	0.0	0.0	0.0
Hormones and oral contraceptives.....	06	380105	1.1	0.2	0.0	0.0	0.0	0.0
Pharmaceuticals acting on the central nervous system and the sense organs.....	06	3802	0.9	0.0	0.0	0.2	0.0	0.0
Analgesics.....	06	380202	0.0	0.0	0.0	0.5	0.0	0.0
Analgesics, over-the-counter.....	06	380202OC	4.1	0.1	0.0	3.9	0.0	0.0
Analgesics, prescription.....	06	380202RX	-0.2	0.0	0.0	0.3	0.0	0.0
Psychotherapeutics.....	06	380203	2.4	0.0	0.0	0.0	0.0	0.0
Antidepressants.....	06	3802031	2.4	0.0	0.0	0.0	0.0	0.0
Other psychotherapeutics, including tranquilizers.....	06	3802032	2.3	0.0	0.0	0.0	0.0	0.0
Anticonvulsants.....	06	380204	2.2	0.0	0.0	0.0	0.0	0.0
Other central nervous system and sense organs.....	06	380205	1.2	0.0	0.0	0.0	0.0	0.0
Pharmaceuticals acting on the cardiovascular system.....	06	3803	1.7	0.0	0.0	0.0	0.0	0.0
Other cardiovascular preparations.....	06	380305	1.1	0.0	0.0	0.0	0.0	0.0
Pharmaceuticals acting on the respiratory system.....	06	3804	1.4	0.0	0.0	0.0	0.1	0.0
Antihistamines and bronchodilators, including antiasthmatics.....	06	380402	0.0	0.0	0.0	0.0	0.0	0.0
Other respiratory preparations.....	06	380403	1.9	0.0	0.0	0.0	0.1	0.0
Other respiratory preparations, over-the-counter.....	06	380403OC	0.7	0.0	0.0	0.0	0.7	0.0
Other respiratory preparations, prescription.....	06	380403RX	2.0	0.0	0.0	0.0	0.0	0.0
Pharmaceuticals acting on the digestive or the genito-urinary systems.....	06	3805	0.5	0.0	0.5	0.0	0.0	0.0
Other digestive or genito-urinary preparations.....	06	380503	0.5	0.0	0.5	0.0	0.0	0.0
Other digestive or genito-urinary preparations, over-the-counter.....	06	380503OC	0.9	0.0	0.0	0.0	0.0	0.0
Other digestive or genito-urinary preparations, prescription.....	06	380503RX	0.4	0.0	0.6	0.0	0.0	0.0
Pharmaceuticals acting on the skin.....	06	3806	-0.1	0.0	0.0	0.0	0.0	0.0
Other pharmaceutical preparations acting on the skin.....	06	380603	-0.2	0.0	0.0	0.0	0.0	0.0
Anti-acne preparations.....	06	380604	0.0	0.0	0.0	0.0	0.0	0.0

See footnotes at end of table.

Table 7. Producer price index percentage changes for commodity and service groupings and individual items, not seasonally adjusted — Continued
 [December 2021]

Title	Commodity code		Unadjusted 12-month percent change ¹	Unadjusted 1-month percent change ¹				
	Group code	Item code		Dec. 2020 to Dec. 2021 ^P	July to Aug.	Aug. to Sept. ^P	Sept. to Oct. ^P	Oct. to Nov. ^P
Vitamin, nutrient, and hematinic preparations.	06	3807	1.2	0.2	0.2	-0.1	0.1	-0.2
Multivitamins.	06	380702	1.5	0.0	0.0	0.0	0.0	0.0
Other vitamins and nutrients.	06	380703	1.0	0.3	0.4	-0.2	0.2	-0.4
Pharmaceuticals affecting parasitic and infective diseases.	06	3808	1.2	0.0	0.0	0.0	0.0	0.0
Broad and medium spectrum antibiotics.	06	380802	0.1	0.0	0.0	0.0	0.0	0.0
Systemic antivirals.	06	380803	2.2	0.0	0.0	0.0	0.0	0.0
Other parasitic and infective diseases.	06	380804	1.2	0.0	0.0	0.0	0.0	0.0
Fats and oils, inedible.	06	4	49.4	0.4	-6.1	-0.4	0.3	-6.7
Fats and oils, inedible.	06	41	49.4	0.4	-6.1	-0.4	0.3	-6.7
Fats and oils, inedible.	06	4101	49.4	0.4	-6.1	-0.4	0.3	-6.7
Soybean oil, processed for inedible purposes.	06	410131	42.8	-0.5	-7.3	-0.9	-0.4	-7.0
Crude soybean oil, degummed, made from soybeans crushed in the same establishment.	06	4101311	15.9	-0.5	-2.2	-1.2	1.1	-0.9
Soybean oil, all other types.	06	4101312	61.1	-0.5	-9.4	-0.7	-1.1	-9.7
Lard, inedible tallow, and grease, except wool grease.	06	410132	79.3	4.3	-1.3	1.2	3.1	-5.9
Agricultural chemicals and chemical products.	06	5	48.6	1.2	2.3	4.4	4.4	4.8
Mixed fertilizers.	06	51	36.2	2.8	2.4	1.5	3.7	4.7
Mixed fertilizers.	06	5105	36.2	2.8	2.4	1.5	3.7	4.7
Mixed fertilizers.	06	510501	36.2	2.8	2.4	1.5	3.7	4.7
Mixed fertilizers, made in plants which manufacture fertilizer materials.	06	5105011	76.4	0.6	4.2	-1.0	6.7	5.1
Mixed fertilizers, dry, mixing only.	06	5105012	11.4	3.8	0.5	1.6	1.0	1.1
Mixed fertilizers, liquid, mixing only.	06	5105013	75.4	4.7	5.7	7.9	7.3	17.6
Fertilizer materials.	06	52	98.5	0.3	3.2	8.0	7.4	7.6
Nitrogenates.	06	5201	107.1	-1.8	2.4	15.3	10.0	12.5
Fertilizer materials of organic origin.	06	520137	0.0	0.0	0.0	0.0	0.0	0.0
Synthetic ammonia, nitric acid, ammonium compounds, and urea.	06	52013A	117.4	-1.9	2.5	16.3	10.5	13.1
Phosphates.	06	5202	91.7	1.9	3.8	3.0	5.4	3.7
Phosphoric acid, 52-54 percent APA, superphosphates and other phosphate fertilizer materials.	06	52026A	91.7	1.9	3.8	3.0	5.4	3.7
Other agricultural chemicals.	06	53	6.0	1.7	0.9	0.6	0.1	0.1
Other agricultural chemicals.	06	5301	6.0	1.7	0.9	0.6	0.1	0.1
Lawn and garden pesticides and chemicals.	06	530107	5.9	0.2	0.0	2.9	1.6	0.0
Household and institutional pesticides and chemicals.	06	530108	4.4	0.0	0.0	1.0	0.3	1.2
Agricultural and commercial pesticides and chemicals.	06	530109	6.2	2.0	1.1	0.3	0.0	0.0
Plastic resins and materials.	06	6	36.7	2.1	-0.3	0.3	-1.2	-2.7
Thermoplastic resins and plastics materials.	06	62	39.7	2.0	-0.4	0.1	-1.3	-3.3
Thermoplastic resins and plastics materials.	06	6212	39.6	2.0	-0.4	0.1	-1.3	-3.3
Thermoplastic resins and plastics materials.	06	621201	39.6	2.0	-0.4	0.1	-1.3	-3.3
Thermosetting resins and plastics materials.	06	63	18.1	3.3	0.3	2.1	-0.7	2.0
Thermosetting resins and plastics materials.	06	6306	18.2	3.3	0.3	2.1	-0.7	2.0
Thermosetting resins and plastics materials.	06	630601	18.2	3.3	0.3	2.1	-0.7	2.0
Other chemicals and allied products.	06	7	8.3	0.8	0.6	0.6	1.4	0.9
Soaps and detergents.	06	71	6.1	1.4	0.3	0.4	0.7	0.2
Soaps and other detergents.	06	7104	6.1	1.4	0.3	0.4	0.7	0.2
Soaps and detergents, commercial, industrial, and institutional.	06	710401	5.8	0.3	0.7	0.6	1.6	0.4
Commercial, industrial, and institutional hard surface cleaners.	06	71040101	4.1	1.5	0.0	0.3	0.0	0.5
Commercial, industrial, and institutional laundry detergents.	06	71040102	8.4	0.0	0.0	0.6	4.5	0.0
Commercial, industrial, and institutional dishwashing detergents.	06	71040103	2.6	0.0	0.9	0.1	0.8	0.8
Commercial, industrial, and institutional metal cleaners.	06	71040104	11.8	0.7	0.8	5.2	0.0	2.7
Dairy, farm, and food plant cleaners, sanitizers, etc.	06	71040106	9.0	1.5	1.0	0.5	0.0	0.2
Commercial, industrial, and institutional soaps, excluding specialty cleaners.	06	71040107	9.1	0.2	2.4	1.9	0.4	-0.1
Commercial, industrial, and institutional scouring cleaners.	06	71040109	0.0	0.0	0.0	0.0	0.0	0.0
Household detergents.	06	710402	7.0	2.7	0.0	0.1	0.2	0.0
Household alkaline detergents and cleaners.	06	7104021	5.9	0.3	0.1	0.3	0.1	0.0
Household dry and liquid laundry detergents.	06	7104022	7.4	3.6	0.0	0.0	0.2	0.0
Soaps, excluding specialty cleaners, household.	06	710403	3.4	0.2	0.0	0.6	0.0	0.3
Polish and other sanitation goods.	06	72	4.3	0.3	0.5	0.1	1.4	0.3
Polish and other sanitation goods.	06	7201	4.3	0.3	0.5	0.1	1.4	0.3
Polishing preparations and related products.	06	720103	7.4	1.5	0.1	0.8	1.1	1.2
Specialty cleaning and sanitation products.	06	720105	4.9	0.1	0.6	0.1	1.8	0.3

See footnotes at end of table.

Table 7. Producer price index percentage changes for commodity and service groupings and individual items, not seasonally adjusted — Continued
[December 2021]

Title	Commodity code		Unadjusted 12-month percent change ¹	Unadjusted 1-month percent change ¹				
	Group code	Item code		Dec. 2020 to Dec. 2021 ^P	July to Aug.	Aug. to Sept. ^P	Sept. to Oct. ^P	Oct. to Nov. ^P
Disinfectants, nonagricultural, industrial and institutional.....	06	7201051	5.0	0.0	1.5	0.0	0.0	0.0
Air and room fresheners.....	06	7201053	6.1	0.0	0.0	0.2	5.8	0.0
Laundry fabric softeners and rinses, liquid and dry.....	06	7201058	1.5	0.2	0.0	0.0	0.0	0.1
Other specialty cleaning and sanitation products.....	06	7201059	6.8	0.3	1.0	0.1	2.2	0.6
Cosmetics and other toilet preparations.....	06	75	1.8	0.1	0.2	0.2	0.0	0.5
Shaving preparations.....	06	7502	—	—	—	—	-0.4	2.7
Shaving preparations.....	06	750206	—	—	—	—	-0.4	2.7
Perfumes, toilet waters, and colognes.....	06	7503	3.9	0.0	—	—	0.0	3.9
Perfumes, toilet waters, and colognes.....	06	750306	3.9	0.0	—	—	0.0	3.9
Hair preparations (including shampoos).....	06	7504	1.3	0.0	0.2	0.8	0.0	0.3
Hair preparations (including shampoos).....	06	750407	1.3	0.0	0.2	0.8	0.0	0.3
Hair preparations incl professional, consumer, and cream/gel shampoos.....	06	75040701	1.3	0.0	0.0	0.9	0.0	0.4
Hair tonics and hair dressings incl professional and consumer use. . .	06	75040702	1.7	0.0	0.9	0.7	0.1	-0.1
Toothpastes, denture cleaners, and mouthwashes.....	06	7505	0.4	0.1	0.0	0.0	0.3	0.0
Denture cleaners, mouthwashes, gargles, and rinses.....	06	750504	0.3	—	—	—	0.3	0.0
Creams, lotions, and oils, excluding shaving, hair, and deodorant.....	06	7514	0.4	0.0	0.2	0.0	0.0	0.2
Creams, lotions, and oils, excluding shaving, hair, and deodorant.	06	751401	0.4	0.0	0.2	0.0	0.0	0.2
Other cosmetics and toilet preparations.....	06	7515	2.7	0.1	0.3	0.0	0.0	0.2
Other cosmetics and toilet preparations.....	06	751501	2.7	0.1	0.3	0.0	0.0	0.2
Misc. chemical prod. and preparations.....	06	79	12.9	1.0	1.0	0.9	2.2	1.3
Explosives, propellants, and blasting accessories.....	06	7902	5.7	0.2	0.6	0.7	0.0	1.4
Explosives, propellants, and blasting accessories.....	06	790234	5.7	0.2	0.6	0.7	0.0	1.4
Industrial gases.....	06	7903	15.8	2.0	-0.5	-2.0	12.3	2.1
Carbon dioxide.....	06	790302	0.2	0.4	0.6	0.4	-0.6	-1.2
Nitrogen.....	06	790303	-0.1	-0.2	-0.6	0.2	0.6	0.1
Oxygen.....	06	790304	1.7	3.9	-0.9	-0.1	0.0	0.0
Argon and hydrogen.....	06	790309	-6.1	0.8	-1.5	-1.1	-0.1	0.0
Other industrial gases (including fluorocarbon and acetylene).	06	790312	34.5	3.0	-0.2	-3.7	24.7	3.9
Adhesives and sealants.....	06	7904	11.4	0.4	2.1	0.6	0.6	1.9
Synthetic resin and rubber adhesives.....	06	790402	11.8	0.6	1.4	0.7	1.0	1.7
Epoxy adhesives.....	06	7904021	10.7	0.2	1.0	0.7	0.0	1.8
Other synthetic resin and rubber adhesives.....	06	7904026	16.7	0.7	1.6	1.3	2.4	1.0
Structural sealants (load bearing).....	06	790407	9.8	0.9	0.8	0.6	0.0	0.0
Nonstructural caulking compounds and sealants.....	06	79040A	13.6	0.1	4.9	0.2	0.0	3.2
Surface active agents.....	06	7905	16.6	0.1	1.2	2.4	-0.3	1.1
Textile and leather assistants and finishes.....	06	790501	13.2	0.0	1.5	0.0	0.9	0.8
Surfactants (bulk surface active agents).....	06	790502	17.1	0.1	1.1	2.8	-0.5	1.2
Gum and wood chemicals, including wood distillation products.....	06	7906	11.4	4.6	-0.1	0.8	0.2	0.2
Gum and wood chemicals, including wood distillation products.....	06	790607	11.4	4.6	-0.1	0.8	0.2	0.2
Other miscellaneous chemical products.....	06	7909	11.2	1.3	1.0	1.2	1.3	1.0
Carbon black.....	06	790918	54.3	1.9	2.5	2.0	3.7	14.3
Printing ink.....	06	790919	8.5	2.2	0.0	1.9	0.7	0.0
Gravure printing inks.....	06	7909192	1.0	0.0	0.0	0.0	0.0	0.0
Lithographic and offset inks.....	06	7909193	13.0	4.3	0.0	3.2	0.1	0.0
News and nonheat web offset printing inks.....	06	79091931	21.4	8.0	0.0	5.0	0.0	0.0
Publication and commercial web inks.....	06	79091932	13.3	5.1	0.0	3.4	0.0	0.0
Sheet-fed general inks.....	06	79091933	10.0	1.8	0.0	2.1	0.4	0.0
Sheet-fed packaging inks.....	06	79091934	8.3	1.7	0.0	2.2	0.0	0.0
Flexographic printing inks.....	06	7909194	19.8	4.6	0.1	4.1	0.2	0.1
Nonimpact/digital inks.....	06	7909195	2.5	0.1	0.0	0.4	1.7	-0.1
All other printing inks.....	06	7909196	6.1	0.3	0.0	1.2	0.6	0.8
Water-treating compounds.....	06	790961	23.7	0.5	4.2	2.3	-1.0	1.6
Automotive chemicals.....	06	790991	7.5	2.7	1.1	0.7	0.0	0.0
Other chemical preparations, n.e.c.....	06	790999	4.3	0.9	0.2	0.2	2.0	-1.5
Rubber and plastic products.....	07	—	21.1	1.5	1.5	1.8	1.3	1.3
Rubber and rubber products.....	07	1	10.9	1.6	1.2	0.6	0.2	0.2
Synthetic rubber, inc. styrene-butadiene rubber (SBR) and ethylene propylene.....	07	11	19.7	6.0	2.5	0.3	-1.5	-3.2
Synthetic rubber.....	07	1102	19.7	6.0	2.5	0.3	-1.5	-3.2
Synthetic rubber, inc. sbr and ethylene propylene.....	07	110224	19.7	6.0	2.5	0.3	-1.5	-3.2
Tires, tubes, tread, & repair materials.....	07	12	8.3	0.3	0.5	0.1	0.9	0.4
Tires.....	07	1201	8.1	0.4	0.3	0.1	0.9	0.4

See footnotes at end of table.

Table 7. Producer price index percentage changes for commodity and service groupings and individual items, not seasonally adjusted — Continued
 [December 2021]

Title	Commodity code		Unadjusted 12-month percent change ¹	Unadjusted 1-month percent change ¹				
	Group code	Item code	Dec. 2020 to Dec. 2021 ^P	July to Aug.	Aug. to Sept. ^P	Sept. to Oct. ^P	Oct. to Nov. ^P	Nov. to Dec. ^P
Pneumatic tires (including passenger, truck, bus, tractor, industrial, and other tires).....	07	12010	8.0	0.3	0.3	0.1	0.8	0.4
Passenger car pneumatic tires.....	07	120104	6.3	0.4	0.2	0.8	0.3	0.2
Truck and bus (including off-the-highway) pneumatic tires.....	07	120105	11.2	0.0	0.2	-1.0	1.6	0.5
Tread rubber, tire sundries, and repair materials.....	07	1203	9.8	0.1	2.8	0.0	0.0	0.0
Tread rubber, tire sundries, and repair materials.....	07	120354	9.8	0.1	2.8	0.0	0.0	0.0
Miscellaneous rubber products.....	07	13	10.0	1.0	1.3	1.0	0.4	1.3
Rubber and plastics footwear, including athletic footwear.....	07	1301	3.1	0.0	0.2	0.0	0.0	1.2
Rubber and plastics footwear, including athletic footwear.....	07	130109	3.1	0.0	0.2	0.0	0.0	1.2
Rubber and plastic belts and belting.....	07	1303	5.3	1.3	0.0	-0.1	1.1	1.0
Flat rubber and plastics belts and belting.....	07	130371	7.2	2.1	0.0	-0.2	1.6	1.6
Rubber and plastics transmission belts and belting (excluding flat).....	07	130372	2.0	0.0	0.0	0.2	0.2	0.0
Rubber and plastics hose.....	07	1304	13.0	1.6	1.1	0.8	-0.1	1.8
Rubber and plastics hose.....	07	130411	13.0	1.6	1.1	0.8	-0.1	1.8
Industrial rubber and plastics hose without fittings.....	07	1304116	9.6	0.2	0.0	0.8	0.0	0.3
Rubber and plastics water hose (incl. fire, irrigation, etc.).....	07	1304117	47.5	3.2	5.4	3.7	0.4	4.0
Rubber and plastics hose for on- and off-highway motor vehicles.....	07	1304118	4.3	0.4	0.8	0.9	-0.5	0.9
Miscellaneous rubber products, n.e.c.....	07	1306	10.4	0.9	1.5	1.3	0.4	1.2
All other industrial rubber products.....	07	130604	0.7	1.5	0.8	0.6	0.0	0.4
All other miscellaneous rubber goods.....	07	130606	9.2	0.3	0.6	0.7	0.8	2.0
Rubber compounds or mixtures for sale or interplant transfer.....	07	130612	22.9	1.3	3.2	3.2	0.0	0.8
Rubber druggist and medical sundries, excluding gloves.....	07	130616	0.3	0.0	0.0	0.0	0.0	0.1
Rubber products for mechanical use.....	07	130617	4.0	0.0	0.3	0.3	0.5	0.4
Molded rubber mechanical goods automotive.....	07	1306171	1.2	0.0	0.0	0.1	0.0	0.0
Molded rubber mechanical goods, transportation/off-highway.....	07	1306172	0.9	0.0	0.0	0.0	1.1	0.0
Other molded rubber mechanical goods (excluding tubing).....	07	1306179	11.6	0.0	0.8	1.9	0.0	2.5
Other extruded rubber mechanical goods (excl. auto)(excl. tubing).....	07	130617C	21.3	0.0	3.5	0.0	6.6	0.0
Rubber coated fabrics and garments.....	07	130618	13.5	0.0	-1.0	0.0	0.2	7.2
Plastic products.....	07	2	24.3	1.4	1.6	2.1	1.5	1.6
Plastic construction products.....	07	21	34.0	2.7	1.2	2.9	1.4	1.3
Plastic construction products.....	07	2106	34.0	2.7	1.2	2.9	1.4	1.3
Plastics pipe.....	07	210603	60.9	5.0	1.0	4.3	0.8	1.9
Plastics drain, waste, and vent pipe.....	07	2106031	52.6	6.7	1.0	3.6	1.2	2.9
Plastics water pipe.....	07	2106033	84.9	8.3	2.5	5.3	1.2	2.0
Plastics sewer, stormdrain, and water main pipe.....	07	2106038	83.3	1.3	1.0	5.9	1.8	5.0
Other plastics pipe.....	07	210603B	30.1	2.2	0.2	0.7	-0.1	-2.3
Plastics pipe fittings and unions.....	07	210604	49.2	3.7	2.9	3.0	0.7	1.6
Plastics plumbing fixtures.....	07	210605	20.1	2.5	2.0	1.4	3.4	0.0
Other plastic construction products.....	07	210606	20.6	1.1	1.0	2.3	1.5	1.1
Building and construction polystyrene foam products.....	07	2106061	47.2	0.7	0.2	8.2	6.6	0.2
Building & construction fabricated plastics products (excl foam, plumbing fixtures, hardware).....	07	2106063	17.9	1.2	1.1	1.4	0.7	1.2
Unsupported plastic film, sheet and other shapes.....	07	22	26.3	1.3	2.1	2.8	1.7	1.5
Unsupported plastic film, sheet and other shapes.....	07	2205	26.3	1.3	2.1	2.8	1.7	1.5
Unsupported plastic film, sheet and other shapes.....	07	220501	26.3	1.3	2.1	2.8	1.7	1.5
Unlaminated polyethylene film and sheet.....	07	2205011	31.5	2.0	1.1	-0.3	2.8	3.5
Unlaminated vinyl and vinyl copolymer film and sheet.....	07	2205013	33.0	3.4	6.0	3.1	0.3	0.8
Miscellaneous unlaminated plastics film and sheet.....	07	2205014	22.3	0.2	0.8	2.5	3.0	2.6
Unlaminated plastics profile shapes.....	07	2205015	14.3	0.7	2.9	2.8	0.0	-1.8
Laminated plastic sheets, rods, and tubes.....	07	23	7.6	0.1	1.0	0.7	0.2	1.2
Laminated plastics plates, sheet (excluding packaging), and shapes.....	07	2304	7.6	0.1	1.0	0.7	0.2	1.2
Laminated plastics plates, sheet (excluding packaging), and shapes.....	07	230401	7.6	0.1	1.0	0.7	0.2	1.2
Parts for manufacturing from plastics.....	07	26	16.0	0.5	1.8	1.2	0.7	2.7
Parts for transportation equipment.....	07	2601	15.7	0.4	1.1	1.2	0.8	3.8
Parts for transportation equipment.....	07	260105	15.7	0.4	1.1	1.2	0.8	3.8
Transportation polyurethane foam products.....	07	2601051	6.5	0.0	0.0	0.0	0.0	0.0
Transportation fabricated plastic parts (excluding foam and reinforced plastics).....	07	2601052	16.5	0.4	1.2	1.3	0.9	4.1
Other parts and components for manufacturing.....	07	2602	8.6	0.4	-0.1	1.5	0.7	0.4
Other parts and components for manufacturing.....	07	260205	8.6	0.4	-0.1	1.5	0.7	0.4
All other miscellaneous polyurethane foam products.....	07	2602051	11.0	0.4	0.0	1.0	0.0	0.5
Electrical & electronic fabricated plastics (excl. foam and reinforced plastics).....	07	2602052	7.1	0.3	0.0	1.2	0.2	0.0
All other polystyrene foam products incl. transportation application uses.....	07	2602053	28.4	0.0	1.4	3.6	4.4	3.1

See footnotes at end of table.

Table 7. Producer price index percentage changes for commodity and service groupings and individual items, not seasonally adjusted — Continued
 [December 2021]

Title	Commodity code		Unadjusted 12-month percent change ¹	Unadjusted 1-month percent change ¹				
	Group code	Item code		Dec. 2020 to Dec. 2021 ^P	July to Aug.	Aug. to Sept. ^P	Sept. to Oct. ^P	Oct. to Nov. ^P
Industrial machinery plastics products, excl foam (incl gears, bearings, bushings, cams).....	07	2602054	2.7	0.6	-0.8	1.2	0.0	-0.4
Foam components for furniture.....	07	2603	36.7	1.3	9.6	0.4	0.0	1.1
Foam components for furniture.....	07	260305	36.7	1.3	9.6	0.4	0.0	1.1
Other plastic products.....	07	29	18.1	0.6	0.3	3.9	0.3	1.2
Other plastic products.....	07	2901	18.1	0.6	0.3	3.9	0.3	1.2
Custom compounding of purchased plastic resins (incl color concentrates and resin pellets).....	07	290196	24.5	0.3	0.3	5.9	0.5	1.4
All other reinforced and fiberglass plastics products.....	07	290197	9.9	0.4	0.3	1.2	0.0	0.9
Products made of foam other than polystyrene or polyurethane.....	07	290198	12.1	4.1	0.8	1.2	0.0	0.6
Plastic packaging products.....	07	2A	25.7	2.0	1.0	2.1	1.6	-0.1
Plastic packaging products.....	07	2A01	25.7	2.0	1.0	2.1	1.6	-0.1
Plastic packaging products.....	07	2A0101	25.7	2.0	1.0	2.1	1.6	-0.1
Other plastic packaging products, excluding film, sheet, foam and bottles.....	07	2A01012	28.7	2.0	1.3	2.1	1.9	-0.1
Packaging polyurethane foam products.....	07	2A01013	3.1	1.8	0.0	0.0	0.0	0.0
Plastic bottles.....	07	2A01014	16.6	1.9	0.8	1.5	0.9	0.0
Polystyrene foam food containers.....	07	2A01015	46.0	3.9	0.5	5.2	0.4	-0.7
Polystyrene foam protective shipping pads/shaped cushioning/other foam packaging supplies.....	07	2A01016	53.5	0.0	0.0	2.4	6.1	0.5
Consumer, institutional, and commercial products, n.e.c.....	07	2B	25.3	1.2	2.7	0.9	3.4	3.3
All other consumer, institutional, and commercial products.....	07	2B01	25.3	1.2	2.7	0.9	3.4	3.3
All other consumer, institutional, and commercial products.....	07	2B0101	25.3	1.2	2.7	0.9	3.4	3.3
Consumer and institutional polystyrene foam products.....	07	2B01011	37.0	2.2	0.2	4.1	0.5	0.1
Consumer and institutional polyurethane foam products.....	07	2B01013	15.0	0.0	0.0	0.0	0.0	0.0
Consumer/institutional/commercial fabricated plastics products.....	07	2B01015	23.9	1.1	3.3	0.4	4.1	4.0
Recyclable plastics.....	07	2C	38.7	1.8	6.9	0.0	1.4	0.0
Recyclable plastics.....	07	2C01	38.7	1.8	6.9	0.0	1.4	0.0
Recyclable plastics.....	07	2C0101	38.7	1.8	6.9	0.0	1.4	0.0
Lumber and wood products.....	08	-	15.9	-7.2	-2.5	1.6	1.2	5.6
Lumber.....	08	1	18.6	-15.4	-2.8	4.9	3.6	15.5
Softwood lumber.....	08	11	12.6	-22.4	-4.6	6.8	6.0	23.6
Softwood cut stock and dimension.....	08	1105	19.4	-10.7	-6.6	5.4	0.3	10.5
Softwood cut stock and dimension.....	08	110503	19.3	-10.7	-6.6	5.4	0.3	10.5
Softwood lumber, not edge worked.....	08	1106	8.6	-27.0	-5.2	8.4	7.6	28.7
Softwood lumber, not edge worked.....	08	110601	8.6	-27.0	-5.2	8.4	7.6	28.7
Softwood dressed lumber, less than 2 inches in nominal thickness, not edge worked.....	08	1106012	-20.8	-10.1	-19.4	-19.9	-1.5	4.2
Softwood dressed 2-inch lumber, 2 inches in nominal thickness only, not edge worked.....	08	1106013	14.2	-40.8	-3.0	20.2	11.9	46.6
Softwood dressed lumber and timbers, more than 2 inches in nominal thickness, not edge worked.....	08	1106014	13.7	-4.7	1.4	20.1	13.8	9.0
Softwood lumber, made from purchased lumber.....	08	1107	37.2	-2.0	-1.4	0.9	1.0	5.4
Softwood lumber, made from purchased lumber.....	08	110701	37.2	-2.0	-1.4	0.9	1.0	5.4
Hardwood lumber.....	08	12	35.0	0.3	0.4	1.8	-0.4	0.5
Hardwood cut stock and dimension.....	08	1203	31.0	0.4	0.1	0.0	0.0	0.0
Hardwood cut stock and dimension.....	08	120311	31.0	0.4	0.1	0.0	0.0	0.0
Hardwood flooring.....	08	1204	29.2	0.5	1.6	1.6	4.7	3.2
Oak and maple hardwood flooring.....	08	120401	31.9	0.3	2.1	1.1	5.7	3.8
Hardwood flooring, other than oak and maple.....	08	120402	16.1	1.9	-0.9	4.1	0.1	-0.2
Hardwood lumber, not edge worked.....	08	1205	41.3	0.2	0.2	3.6	-2.9	-0.4
Hardwood lumber, not edge worked.....	08	120501	41.3	0.2	0.2	3.6	-2.9	-0.4
Millwork.....	08	2	17.1	-0.2	0.4	-0.1	0.4	1.8
General millwork.....	08	21	14.7	0.9	2.0	0.7	0.6	0.7
General millwork.....	08	2101	14.7	0.9	2.0	0.7	0.6	0.7
Stock wood kitchen cabinets, related cabinetwork and countertops.....	08	210102	5.5	0.0	0.5	0.9	0.0	1.7
Stock wood kitchen cabinets and related cabinetwork for permanent installation.....	08	2101021	5.7	-0.1	0.6	0.0	0.0	2.2
Custom wood kitchen cabinets, bathroom vanities, and related cabinetwork.....	08	210105	6.8	0.0	1.0	0.0	0.0	0.1
Custom wood kitchen cabinets and related cabinetwork not sold direct to customer at retail.....	08	2101051	9.1	0.0	0.5	0.1	0.0	0.1
Custom wood kitchen cabinets, bathroom vanities, and related cabinet work sold at retail.....	08	2101052	4.9	0.0	1.4	0.0	0.0	0.0
Wood window units.....	08	210112	8.4	2.7	0.0	0.0	0.9	0.0

See footnotes at end of table.

Table 7. Producer price index percentage changes for commodity and service groupings and individual items, not seasonally adjusted — Continued
 [December 2021]

Title	Commodity code		Unadjusted 12-month percent change ¹	Unadjusted 1-month percent change ¹				
	Group code	Item code		Dec. 2020 to Dec. 2021 ^P	July to Aug.	Aug. to Sept. ^P	Sept. to Oct. ^P	Oct. to Nov. ^P
Double hung wood window units.....	08	2101121	11.9	3.2	0.0	0.0	1.0	0.0
Casement wood window units.....	08	2101122	7.3	3.3	0.0	0.0	1.1	0.0
All other wood window units, including horizontal sliding, awning and single hung.....	08	2101123	3.6	0.0	0.0	0.0	0.0	0.0
Wood sash, excluding sash shipped in window units.....	08	210122	8.0	1.6	0.0	0.0	0.0	0.0
Wood window & door frames, incl. door frames in door units, excl. window frames in window units.....	08	210132	46.9	0.1	0.1	2.4	1.9	0.0
Wood panel, flush, & molded face doors, interior & exterior, incl. doors with glazed sections.....	08	210142	17.6	0.9	1.6	1.5	1.6	1.6
Other wood doors, incl. garage, patio, bifold, cabinet, screen, storm and louver.....	08	210152	11.4	2.1	0.3	0.8	0.3	0.3
Wood moldings.....	08	210162	44.4	1.4	12.1	0.0	1.1	0.8
Mirror and picture frames and framed pictures.....	08	210175	4.3	0.0	0.3	0.6	0.0	0.0
Other wood millwork products, including stairwork, exterior millwork, and softwood flooring.....	08	210183	33.5	1.0	7.8	1.8	0.3	1.3
Prefabricated structural members.....	08	22	25.1	-3.2	-4.5	-2.7	0.0	5.3
Prefabricated structural members.....	08	2201	25.1	-3.2	-4.5	-2.7	0.0	5.3
Laminated veneer lumber.....	08	220107	77.4	23.5	1.5	-0.1	0.0	0.0
Other engineered structural wood members, excluding trusses & laminated veneer lumber.....	08	220108	65.7	22.3	-2.7	-1.6	0.0	3.9
Wood trusses.....	08	220109	15.7	-8.8	-5.6	-3.2	0.0	6.4
Plywood.....	08	3	13.3	-23.4	-20.2	4.4	4.1	1.7
Softwood veneer and plywood.....	08	31	8.8	-30.4	-29.7	6.2	5.2	3.2
Softwood veneer and plywood.....	08	3103	8.8	-30.4	-29.7	6.2	5.2	3.2
Softwood veneer and plywood.....	08	310303	8.8	-30.4	-29.7	6.2	5.2	3.2
Softwood veneer, incl. veneer backed w/ paper, cloth, or other flexible material.....	08	3103031	-4.1	-6.6	-19.6	-10.2	-1.4	1.9
Softwood plywood products: rough, sanded, and specialties.....	08	3103035	12.9	-35.6	-32.8	12.2	7.1	3.5
Hardwood veneer and plywood.....	08	35	22.4	0.2	2.0	1.6	2.3	-1.0
Hardwood veneer and plywood.....	08	3501	22.4	0.2	2.0	1.6	2.3	-1.0
Hardwood veneer, including veneer backed with paper, cloth, or other flexible material.....	08	350102	14.1	-0.5	1.0	0.0	1.7	0.0
Hardwood plywood.....	08	350104	32.5	-1.1	5.1	1.2	3.0	-0.7
Hardwood veneered panels, including two-ply veneers.....	08	350107	8.8	5.5	-5.6	5.9	1.0	-3.6
Other wood products.....	08	4	17.0	0.0	-0.1	-1.0	-2.4	0.2
Wood pallets and pallet containers, wood and metal combination.....	08	41	32.6	0.0	-0.1	-2.0	-2.7	0.5
Wood pallets and pallet containers.....	08	4101	32.6	0.0	-0.1	-2.0	-2.7	0.5
Wood pallets and pallet containers, wood and metal combination.....	08	410101	32.6	0.0	-0.1	-2.0	-2.7	0.5
Wood boxes.....	08	42	8.4	-0.7	-0.4	-2.4	-0.3	-0.6
Wood boxes.....	08	4201	8.4	-0.7	-0.4	-2.4	-0.3	-0.6
Nailed and lock-corner wood boxes.....	08	420101	29.1	-3.8	-0.2	10.1	-1.6	0.0
Wood box and crate shook.....	08	420102	18.1	-0.1	-1.1	-10.9	0.0	-1.7
Other wood container parts and wood containers.....	08	420127	-3.8	0.0	0.0	0.0	0.0	0.0
Miscellaneous wood products.....	08	49	4.0	0.2	0.0	0.8	-2.7	0.1
Wood ties, siding, shingles, and shakes, and contract sawing of logs owned by others.....	08	4903	7.5	0.2	0.3	1.9	0.3	-0.6
Wood ties, siding, shingles, and shakes, and contract sawing of logs owned by others.....	08	490301	7.5	0.2	0.3	1.9	0.3	-0.6
Sawn wood fence stock, wood lath, and contract resawing and planing.....	08	4904	11.7	0.0	0.0	0.0	0.0	0.0
Sawn wood fence stock, wood lath, and contract resawing and planing.....	08	490401	11.7	0.0	0.0	0.0	0.0	0.0
All other miscellaneous wood products.....	08	4909	3.1	0.3	0.0	0.8	-3.1	0.2
All other miscellaneous wood products.....	08	490901	3.1	0.3	0.0	0.8	-3.1	0.2
Logs, bolts, timber, pulpwood and wood chips.....	08	5	7.1	0.6	-0.7	-0.4	-0.5	0.6
Logs, bolts, timber, pulpwood and wood chips.....	08	51	7.1	0.6	-0.7	-0.4	-0.5	0.6
Logs, bolts, timber, pulpwood and wood chips.....	08	5105	7.1	0.6	-0.7	-0.4	-0.5	0.6
Logs, bolts, timber and pulpwood.....	08	510502	6.5	0.6	-0.1	-0.4	-1.2	0.9
Wood chips, excluding field chips.....	08	510505	9.2	0.8	-2.9	-0.1	1.8	-0.5
Prefabricated wood buildings & components.....	08	6	25.4	-0.4	-0.1	0.9	0.5	4.4
Prefabricated wood buildings & components.....	08	61	25.4	-0.4	-0.1	0.9	0.5	4.4
Prefabricated wood buildings and components.....	08	6101	25.4	-0.4	-0.1	0.9	0.5	4.4
Prefabricated stationary wood buildings, components (not sold as complete units).....	08	610101	19.9	0.3	0.3	-1.0	-0.4	9.0
Prefabricated stationary wood buildings, precut packages (complete units).....	08	610102	27.3	-0.8	-0.4	0.6	1.3	0.1

See footnotes at end of table.

Table 7. Producer price index percentage changes for commodity and service groupings and individual items, not seasonally adjusted — Continued
 [December 2021]

Title	Commodity code		Unadjusted 12-month percent change ¹ Dec. 2020 to Dec. 2021 ^P	Unadjusted 1-month percent change ¹				
	Group code	Item code		July to Aug.	Aug. to Sept. ^P	Sept. to Oct. ^P	Oct. to Nov. ^P	Nov. to Dec. ^P
Prefabricated stationary wood buildings, shipped in panel form (complete units).....	08	610103	40.1	-2.9	-1.5	6.3	1.8	8.4
Prefabricated stationary wood buildings, shipped in three-dimensional assemblies.....	08	610104	25.5	0.1	0.0	1.2	0.5	0.8
Prefabricated stationary wood buildings, three-dimensional assemblies, residential.....	08	6101041	23.0	0.0	-0.1	1.7	0.5	0.8
Prefabricated stationary wood buildings, three-dimensional assemblies, nonresidential.....	08	6101042	40.5	0.4	0.6	-1.5	0.7	0.6
Treated wood and contract wood preserving.....	08	7	8.3	-2.9	-1.5	3.0	3.8	3.1
Treated wood and contract wood preserving.....	08	71	8.3	-2.9	-1.5	3.0	3.8	3.1
Treated wood.....	08	7101	8.7	-2.6	-1.6	3.2	4.2	3.2
Wood poles, piles, and posts owned and treated by the same establishment.....	08	710101	2.1	0.5	0.6	0.3	-0.2	-0.1
Other wood products owned and treated by the same establishment.....	08	710102	11.2	-3.8	-2.4	4.4	5.9	4.4
Contract wood preservation.....	08	7102	3.9	-6.1	-0.4	0.8	0.1	2.3
Receipts for treating wood owned by others w/ arsenical chemicals, creosote, & other chemicals.....	08	710201	3.9	-6.1	-0.4	0.8	0.1	2.3
Pulp, paper, and allied products.....	09	—	16.0	0.0	1.0	1.7	1.4	0.2
Pulp, paper, and prod., ex. bldg. paper.....	09	1	18.4	2.1	1.4	2.1	0.7	-0.1
Wood pulp.....	09	11	43.1	1.8	-0.2	-0.1	-2.1	-1.1
Wood pulp.....	09	1105	43.2	1.8	-0.2	-0.1	-2.1	-1.1
Wood pulp.....	09	110501	43.2	1.8	-0.2	-0.1	-2.1	-1.1
Special alpha and dissolving wood pulp, incl. sulfite and sulfate and other wood pulp.....	09	1105012	—	2.0	-0.7	-0.4	-4.2	-1.3
All other miscellaneous pulp, other than wood, and pulp mill byproducts incl. turpentine.....	09	1105017	—	0.9	2.1	1.5	6.7	-0.3
Recyclable paper.....	09	12	85.1	14.2	4.8	6.3	-2.0	-7.2
News and other low grade recyclable paper.....	09	1201	105.4	14.6	6.4	-0.6	0.0	4.3
News and other low grade recyclable paper.....	09	120125	105.4	14.6	6.4	-0.6	0.0	4.3
Corrugated recyclable paper.....	09	1203	79.0	13.1	4.8	8.6	-2.8	-9.0
Corrugated recyclable paper.....	09	120325	78.9	13.1	4.8	8.6	-2.8	-9.0
High grade recyclable paper (including pulp substitutes and deinking).....	09	1207	102.9	17.8	4.4	0.1	0.5	-4.3
High grade recyclable (including pulp substitutes and deinking).....	09	120725	102.9	17.8	4.4	0.1	0.5	-4.3
Paper.....	09	13	17.6	1.6	0.9	0.8	1.9	0.6
Writing and printing papers.....	09	1301	15.1	1.7	0.4	0.7	3.2	1.5
Bleached bristol, clay-coated, uncoated, and industrial converted paper.....	09	130119	15.8	1.7	0.1	1.3	3.4	1.3
Printing paper, coated at establishments other than where paper was produced.....	09	130120	3.2	1.8	0.0	-0.3	0.0	0.0
Newsprint.....	09	1302	27.9	5.1	1.4	1.1	1.4	-0.1
Newsprint.....	09	130291	27.9	5.1	1.4	1.1	1.4	-0.1
Packaging and industrial converting paper.....	09	1303	21.8	1.5	1.5	1.0	0.5	-0.7
Coated and laminated single and multi-web paper.....	09	130321	14.0	2.2	-0.1	3.9	0.2	0.7
Single-web paper, rolls and sheets, including waxed, for flexible packaging uses.....	09	1303211	10.1	1.7	0.0	4.2	0.0	0.0
Multiweb laminated rolls and sheets, except foil, for flexible packaging uses.....	09	1303213	19.0	2.9	-0.2	3.4	0.4	1.5
Coated and laminated single and multi-web film.....	09	130322	23.4	1.4	1.7	0.4	0.5	-1.0
Single-web film, rolls, and sheets, including coextruded, for flexible packaging uses.....	09	130322A	23.5	1.1	1.9	1.3	-0.9	-0.5
Single-web film, rolls, and sheets for flexible packaging uses.....	09	130322A1	20.6	0.3	1.4	1.3	-0.9	-1.2
Coextruded single-web film, for flexible packaging uses.....	09	130322A2	38.8	4.9	3.9	1.2	-1.0	2.5
All other coated and processed papers.....	09	1305	9.9	-0.5	0.6	0.8	0.5	1.1
Converted foil for nonpackaging applications.....	09	130505	5.8	-1.8	4.3	-0.7	0.6	0.2
Other coated and processed papers, except for packaging uses.....	09	130506	9.5	-0.9	0.0	1.1	0.3	1.1
Paperboard.....	09	14	23.8	1.9	1.2	3.9	0.3	0.9
Corrugated paperboard in sheets and rolls, lined and unlined.....	09	1405	22.7	0.7	0.7	3.5	0.9	1.1
Corrugated paperboard in sheets and rolls, lined and unlined.....	09	140551	22.7	0.7	0.7	3.5	0.9	1.1
Paperboard, excluding corrugated paperboard.....	09	1411	24.0	2.2	1.3	4.0	0.1	0.8
Recycled paperboard.....	09	141105	25.6	1.1	1.8	3.3	0.4	1.2
Unbleached kraft packaging and industrial converting paperboard.....	09	141107	—	1.9	0.4	5.3	0.0	0.9
Bleached packaging and industrial converting paperboard.....	09	141112	—	2.3	3.6	2.5	0.0	0.3
Converted paper and paperboard products.....	09	15	11.6	1.1	1.4	1.7	0.9	0.2
Sanitary paper products, including stock.....	09	1501	3.4	0.5	1.4	-0.2	0.8	-0.4
Sanitary paper products, including stock.....	09	150123	3.3	0.5	1.4	-0.2	0.8	-0.4
Sanitary tissue paper products, made in paper mills.....	09	1501233	2.3	1.0	0.3	-0.1	0.7	-1.1

See footnotes at end of table.

Table 7. Producer price index percentage changes for commodity and service groupings and individual items, not seasonally adjusted — Continued
 [December 2021]

Title	Commodity code		Unadjusted 12-month percent change ¹ Dec. 2020 to Dec. 2021 ^P	Unadjusted 1-month percent change ¹				
	Group code	Item code		July to Aug.	Aug. to Sept. ^P	Sept. to Oct. ^P	Oct. to Nov. ^P	Nov. to Dec. ^P
Paper table napkins, industrial & retail pkgs bulk & dispenser types, made in paper mills.....	09	15012332	6.0	0.5	-0.3	0.7	0.0	0.0
Paper towels, industrial pkgs (rolled, folded, and interfolded), made in paper mills.....	09	15012335	5.2	0.2	1.3	0.0	0.0	2.3
Other sanitary paper products, made in paper mills.....	09	15012337	0.9	2.4	-0.2	-0.7	2.7	-2.9
Disposable diapers and similar disposable products, purchased sanitary paper stock and wadding.....	09	1501234	6.4	0.0	5.8	0.0	0.4	0.2
Sanitary tissue paper products, made from purchased sanitary paper stock or wadding.....	09	1501235	4.8	-1.2	0.9	-0.7	2.0	1.5
Paper, plastic, and foil bags.....	09	1502	16.8	3.0	1.7	0.8	-0.3	-0.5
Uncoated single-web paper grocers' bags and sacks and variety and shopping bags.....	09	150214	1.5	0.6	0.4	0.0	0.0	0.0
Specialty bags, pouches and liners.....	09	150216	20.5	3.5	2.0	1.0	-0.4	-0.7
Plastics, foil, and coated paper bags.....	09	1502161	18.7	0.9	0.1	-0.5	9.1	0.6
Specialty bags, pouches, and liners, multiweb laminations and foil, except film-film.....	09	15021612	17.7	0.7	0.2	-0.8	8.6	1.0
Single-web film specialty bags, pouches, and liners.....	09	1502162	21.8	4.0	2.4	1.2	-1.3	-0.9
Polyethylene grocery and variety bags and pouches.....	09	15021621	19.2	3.7	0.0	0.0	-3.3	-0.2
Polyethylene refuse bags.....	09	15021622	23.0	4.6	6.9	2.6	-0.9	-6.5
Other polyethylene bags, pouches, and liners.....	09	15021625	20.9	3.4	1.1	2.1	-0.1	-1.0
Coextruded single-web film specialty bags, pouches, & liners.....	09	15021626	39.0	7.7	4.7	0.0	0.0	4.8
Multiweb film/film combination specialty bags, pouches and liners.....	09	1502163	10.6	1.1	0.3	0.9	-0.1	0.3
Paper boxes and containers.....	09	1503	15.3	0.8	1.4	3.2	1.1	0.3
Corrugated shipping containers.....	09	150301	18.4	0.6	1.7	3.7	0.2	0.1
Corrugated shipping containers for food and beverages and carryout boxes for retail food.....	09	1503011	12.7	0.4	1.0	2.4	0.5	0.3
Corrugated shipping containers for paper and allied products.....	09	1503012	20.3	0.9	1.3	5.1	0.0	0.2
Corrugated shipping containers for metal and electrical machinery.....	09	1503013	21.7	0.3	0.9	4.6	0.5	0.0
Corrugated shipping containers for all other end uses.....	09	1503014	21.9	0.7	4.4	2.2	0.0	0.0
Setup (rigid) paperboard boxes.....	09	150322	17.9	3.0	0.9	0.2	0.0	1.4
Folding paperboard boxes, packaging, and packaging components.....	09	150336	11.4	0.9	1.1	3.2	1.6	1.8
Folding paperboard boxes, packaging, and packaging components.....	09	15033601	11.4	0.9	1.1	3.2	1.6	1.8
Paperboard fiber drums with ends of any material.....	09	150337	24.7	5.1	0.2	0.7	5.1	0.2
Milk and milk-type paperboard cartons, including juice, beverage, and other products.....	09	150351	-	-	0.0	1.4	-	-
Other corrugated and solid fiber products, including containers, pallets, pads, etc.....	09	1504	17.8	0.4	0.4	4.9	0.5	0.1
Other corrugated and solid fiber products, including containers, pallets, pads, etc.....	09	150441	17.8	0.4	0.4	4.9	0.5	0.1
Office supplies and accessories.....	09	1506	10.8	2.2	1.8	-0.4	2.6	2.6
Envelopes.....	09	150636	13.8	-0.2	1.5	0.6	5.5	1.9
Die-cut paper and paperboard office supplies.....	09	150646	15.1	0.6	0.1	0.0	0.6	7.2
Paper supplies for business machines and other misc. unprinted office supplies.....	09	150655	6.3	7.6	4.5	-2.8	1.1	1.1
Tablets, pads, and related products.....	09	150657	4.2	0.8	0.4	0.0	0.1	2.0
Fiber cans, tubes, and similar fiber products.....	09	1507	16.2	0.4	1.7	1.8	0.9	3.0
Fiber cans, all fiber and composite.....	09	150731	5.4	0.2	0.6	0.5	0.4	0.5
Fiber cores and tubes.....	09	150732	22.3	0.4	2.4	2.4	1.1	4.2
Paperboard cones, reels, spools, bobbins, blocks, and all vulcanized fiber products.....	09	150733	14.6	0.0	0.3	1.2	0.2	0.0
Molded pulp goods, including egg cartons, florists pots, food trays, etc.....	09	1508	12.9	0.9	1.3	0.5	2.5	1.3
Molded pulp goods, including egg cartons, florists pots, food trays, etc.....	09	150814	12.8	0.9	1.3	0.5	2.5	1.3
Miscellaneous converted paper and paperboard products.....	09	1509	10.9	1.5	1.2	1.7	1.3	0.8
Pasted, lined, laminated, or surface-coated paperboard.....	09	150901	18.7	5.9	0.0	0.7	0.0	2.3
Wallcoverings.....	09	150902	0.8	0.0	0.0	0.8	0.0	0.0
Other sanitary paper products & misc. converted paper & paperboard products.....	09	150999	10.3	0.7	1.5	2.0	1.7	0.6
Miscellaneous converted paper and paperboard products.....	09	1509992	14.1	1.0	2.0	2.7	2.2	0.8
Pressure-sensitive products.....	09	16	11.3	2.5	1.2	0.5	1.4	0.5
Pressure-sensitive products.....	09	1601	11.3	2.5	1.2	0.5	1.4	0.5
Pressure-sensitive products.....	09	160101	11.3	2.5	1.2	0.5	1.4	0.5
Building paper & building board mill prods.....	09	2	16.4	-30.5	-5.8	2.8	2.3	0.4
Hardboard, particleboard & fiberboard prods.....	09	22	16.4	-30.5	-5.8	2.8	2.3	0.4
Particleboard and fiberboard.....	09	2201	16.4	-32.0	-6.2	2.8	2.5	0.4
Particleboard made from particleboard produced at the same location.....	09	220125	39.7	4.4	5.5	1.4	1.8	0.7
Medium density fiberboard (MDF) made from MDF produced at the same location.....	09	220131	54.9	4.1	4.0	2.1	5.0	1.6

See footnotes at end of table.

Table 7. Producer price index percentage changes for commodity and service groupings and individual items, not seasonally adjusted — Continued
[December 2021]

Title	Commodity code		Unadjusted 12-month percent change ¹ Dec. 2020 to Dec. 2021 ^P	Unadjusted 1-month percent change ¹				
	Group code	Item code		July to Aug.	Aug. to Sept. ^P	Sept. to Oct. ^P	Oct. to Nov. ^P	Nov. to Dec. ^P
Prefinished particleboard and medium density fiberboard (MDF) made from purchased materials.....	09	220141	68.1	2.8	8.3	0.0	0.0	0.0
Hardboard products.....	09	2202	15.5	1.5	0.0	3.6	0.0	0.0
Hardboard products.....	09	220206	15.6	1.5	0.0	3.6	0.0	0.0
Publications, printed matter and printing material.....	09	4	9.6	0.5	0.8	0.6	3.3	0.8
Books printing.....	09	44	11.8	0.4	1.9	1.1	1.4	1.5
Books printing.....	09	4401	11.8	0.4	1.9	1.1	1.4	1.5
Books printing.....	09	440114	11.8	0.4	1.9	1.1	1.4	1.5
Textbook printing and binding.....	09	4401141	18.4	0.1	1.7	2.7	2.1	1.8
Technical, scientific, & professional book printing & binding.....	09	4401143	12.1	0.0	5.1	0.8	2.3	0.1
Religious book printing and binding.....	09	4401145	17.1	0.3	2.2	1.3	3.6	3.8
General book (trade, etc.) printing and binding.....	09	4401147	13.8	1.1	1.9	0.3	1.6	2.6
Other book and pamphlet printing and binding.....	09	440114E	3.9	0.0	1.2	0.1	0.0	0.1
Manifold business forms printing.....	09	45	4.8	0.0	0.0	0.0	2.2	0.0
Manifold business forms printing.....	09	4501	4.8	0.0	0.0	0.0	2.2	0.0
Manifold business forms printing, excluding checkbooks.....	09	450105	4.8	0.0	0.0	0.0	2.2	0.0
Unit set business forms, loose or bound, manifold books, and pegboard accounting systems.....	09	4501051	0.1	0.0	0.0	0.0	0.0	0.0
Commercial printing.....	09	47	10.0	0.3	0.6	0.6	3.9	0.8
Magazine and periodical printing.....	09	4701	13.7	1.2	0.5	4.4	0.0	3.2
Magazine and periodical printing (lithographic).....	09	470102	13.7	1.2	0.5	4.4	0.0	3.2
Label and wrapper printing for packaging.....	09	4702	7.8	0.0	0.7	0.4	1.6	0.2
Label and wrapper printing (lithographic).....	09	470202	2.8	-0.1	0.0	0.0	0.0	0.0
Label and wrapper printing (flexographic).....	09	470205	10.3	0.0	0.7	0.7	2.4	0.0
Catalog and directory printing.....	09	4703	1.0	0.1	0.0	0.3	0.4	0.3
Catalog and directory printing (lithographic).....	09	470302	1.1	0.1	0.0	0.3	0.4	0.3
Advertising printing.....	09	4705	3.1	0.2	0.4	0.5	0.4	0.9
Advertising printing (lithographic).....	09	470506	3.2	0.2	0.4	0.6	0.5	0.9
Other general job printing.....	09	4706	3.0	-0.1	0.4	0.0	0.5	0.9
Quick printing.....	09	470604	0.5	-3.0	0.0	0.0	0.0	0.0
Other commercial and general job printing.....	09	470609	3.3	0.6	0.5	-0.2	0.7	0.9
Other commercial and general job printing (lithographic).....	09	4706091	3.5	0.6	0.5	-0.2	0.7	1.0
All other commercial and general job printing.....	09	4706094	0.4	0.0	0.0	0.1	0.0	0.0
Other commercial printing, incl. screen, engraving, digital, & general job exc. labels/wrappers.....	09	4711	15.0	0.8	1.0	-0.1	5.5	0.6
Commercial screen printing, excluding on garments, apparel accessories, & other fabric articles.....	09	471101	7.6	0.1	0.7	0.0	3.4	0.0
Screen printing (excluding on textiles, apparel, apparel accessories, and labels).....	09	4711012	7.5	0.1	0.7	0.0	3.4	0.0
Other commercial and general job screen printing.....	09	47110123	8.7	0.1	1.6	0.0	1.0	0.0
Digital printing.....	09	471103	13.3	0.6	1.1	-0.2	4.9	0.9
Blankbooks, binders, and bookbinding work.....	09	48	8.6	3.1	1.6	0.4	0.3	0.5
Tradebinding and related work.....	09	4802	10.2	0.7	3.7	0.5	0.9	1.5
Edition, library, and other hardcover binding of books printed elsewhere.....	09	480201	-	0.7	1.6	0.0	-	-
Miscellaneous binding and postpress work, incl. collating, perforating, folding, gluing, etc.....	09	480203	10.5	1.1	2.6	0.2	1.2	1.0
Softcover, pamphlet, sample book, and other binding of books and materials printed elsewhere.....	09	480204	11.0	0.0	6.4	1.1	0.2	2.9
Services for the printing trade.....	09	49	2.2	0.1	2.4	0.0	0.0	2.3
Prepress services, including platemaking.....	09	4905	2.3	0.1	2.4	0.0	0.0	2.3
Prepress services, excl platemaking (incl film, assembled flats, color sep., typesetting, etc.).....	09	490501	5.1	0.0	3.1	0.0	0.0	2.0
Printing plates and cylinders, prepared for printing (excl. blank plates and blank cylinders).....	09	490502	-1.6	0.2	1.4	0.0	0.0	2.8
Metals and metal products.....	10	-	42.4	2.4	1.7	2.0	2.3	-0.2
Iron and steel.....	10	1	87.2	3.2	2.6	3.0	3.6	-0.2
Iron ores.....	10	11	23.4	0.9	1.6	0.0	0.0	0.0
Iron ores.....	10	1105	23.3	0.9	1.6	0.0	0.0	0.0
Iron ores.....	10	110555	23.3	0.9	1.6	0.0	0.0	0.0
Iron and steel scrap.....	10	12	37.6	-1.7	-4.5	-0.4	9.6	-2.7
Carbon steel scrap.....	10	1211	36.8	-2.1	-4.9	-0.5	10.2	-3.1
Heavy melting scrap.....	10	121191	39.7	0.8	-4.5	-1.8	11.5	-1.3
Carbon steel scrap bundles.....	10	121192	57.1	-0.2	-8.0	-0.8	3.2	0.0
Shredded carbon steel scrap.....	10	121193	30.9	-3.1	-4.2	-0.3	12.5	-5.5

See footnotes at end of table.

Table 7. Producer price index percentage changes for commodity and service groupings and individual items, not seasonally adjusted — Continued
 [December 2021]

Title	Commodity code		Unadjusted 12-month percent change ¹	Unadjusted 1-month percent change ¹				
	Group code	Item code		Dec. 2020 to Dec. 2021 ^P	July to Aug.	Aug. to Sept. ^P	Sept. to Oct. ^P	Oct. to Nov. ^P
Cut plate and structural scrap.....	10	121194	37.8	-4.4	-4.7	0.1	9.2	-0.6
Other carbon steel scrap.....	10	121195	34.8	-4.0	-5.2	1.7	5.9	-3.0
Stainless and other alloy steel scrap.....	10	1212	47.9	5.9	0.8	0.0	2.5	1.8
Stainless and other alloy steel scrap.....	10	121208	47.9	5.9	0.8	0.0	2.5	1.8
Cast iron scrap.....	10	1213	43.1	-3.6	-2.8	-0.2	6.0	0.5
Cast iron scrap.....	10	121308	43.1	-3.6	-2.8	-0.2	6.0	0.5
Other ferrous scrap.....	10	1215	37.6	-2.6	-5.0	1.3	12.7	-3.5
Other ferrous scrap.....	10	121501	37.6	-2.6	-5.0	1.3	12.7	-3.5
Foundry and forge shop products.....	10	15	12.5	1.3	0.2	1.3	0.5	1.2
Pressure and soil pipe & fittings, cast iron.....	10	1502	14.4	-0.2	4.4	-0.2	-0.1	0.0
Pressure pipe & fittings, cast iron.....	10	15021	—	-0.3	2.3	-0.2	-0.1	—
Pressure pipe & fittings, ductile iron.....	10	150211	—	-0.3	2.3	-0.2	-0.1	—
Soil pipe & fittings, cast iron.....	10	150227	—	0.0	15.0	0.0	—	—
Other gray and ductile iron castings.....	10	1504	14.7	0.6	0.2	2.6	0.5	2.6
Ductile iron castings (excluding pressure pipe & fittings).....	10	150413	14.4	0.6	0.3	0.4	1.2	2.5
Ductile iron castings for automotive uses.....	10	1504131	14.3	0.0	0.0	0.0	0.0	0.0
Ductile iron castings for all other uses.....	10	1504132	14.5	1.1	0.5	0.7	2.2	4.6
Gray iron castings (excluding soil & pressure pipe & fittings).....	10	150419	15.5	0.7	0.1	4.6	-0.1	2.7
Standard and pearlitic malleable iron castings.....	10	1505	—	0.1	—	—	—	—
Standard and pearlitic malleable iron castings.....	10	150501	—	0.1	—	—	—	—
Steel investment castings.....	10	1506	9.8	0.0	0.0	1.8	0.7	3.0
Steel investment castings.....	10	150624	9.9	0.0	0.0	1.8	0.7	3.0
Carbon steel castings, except investment.....	10	1507	-3.0	1.4	-6.3	0.3	0.3	0.0
Carbon steel castings, except investment.....	10	150701	-3.0	1.4	-6.3	0.3	0.3	0.0
High alloy steel castings, excluding investment.....	10	1508	14.9	4.5	0.7	0.0	0.0	0.0
High alloy steel castings, excluding investment.....	10	150801	14.8	4.5	0.7	0.0	0.0	0.0
Other alloy steel castings, except investment.....	10	1509	4.5	0.0	0.7	0.2	0.1	0.0
Other alloy steel castings, except investment.....	10	150901	4.5	0.0	0.7	0.2	0.1	0.0
Other forge shop products.....	10	1513	15.6	2.4	0.4	0.9	0.8	0.2
Closed die forgings, ferrous.....	10	151359	17.8	3.6	0.4	1.0	1.1	0.3
Hot impression die impact, press and upset steel forgings.....	10	15135912	18.7	3.8	0.5	1.0	1.1	0.3
Hot impression die impact, press, and upset carbon steel forgings.....	10	151359121	19.4	3.3	0.0	0.3	1.0	0.0
Hot impression die impact, press, & upset alloy steel forgings, except stainless and high temp.....	10	151359122	21.9	5.1	1.1	1.9	1.3	0.6
Steel mill products.....	10	17	127.2	5.0	4.9	4.0	2.7	0.2
Semifinished steel mill products.....	10	1702	82.7	6.4	3.4	2.7	0.6	2.3
Hot rolled steel sheet and strip, including tin mill products.....	10	1703	208.1	8.3	8.7	3.5	3.6	-1.3
Hot rolled steel sheet and strip, including tin mill products.....	10	170301	208.2	8.3	8.7	3.5	3.6	-1.3
Hot rolled steel bars, plates, and structural shapes.....	10	1704	58.9	5.9	2.3	0.8	1.6	1.5
Hot rolled steel bars, plates, & structural shapes, alloy.....	10	170406	43.7	5.7	0.6	-1.5	-0.3	1.6
Hot rolled steel bars, plates, and structural shapes, carbon.....	10	170410	63.0	6.1	2.5	1.1	1.8	1.5
Steel wire.....	10	1705	37.8	4.1	1.4	0.3	2.0	2.8
Steel wire, carbon.....	10	170501	43.5	3.0	2.0	1.4	2.0	2.9
Steel wire, stainless steel.....	10	170502	27.2	7.8	0.1	-2.5	2.4	2.8
Steel wire, alloy.....	10	170503	16.9	1.9	0.2	-1.6	-0.6	0.8
Steel pipe and tube.....	10	1706	80.0	1.3	5.0	3.0	6.8	2.3
Steel pipe and tube, carbon.....	10	170652	90.2	2.4	5.7	3.2	5.1	2.7
Steel pipe and tube, stainless steel.....	10	170674	34.3	3.4	2.9	2.6	1.9	1.6
Cold rolled steel sheet and strip.....	10	1707	187.5	1.9	2.6	7.9	1.4	-0.7
Cold rolled steel sheet and strip.....	10	170710	187.5	1.9	2.6	7.9	1.4	-0.7
Cold finished steel bars and bar shapes.....	10	1708	33.0	4.0	3.1	0.7	1.5	5.3
Cold finished steel bars and bar shapes.....	10	170810	33.0	4.0	3.1	0.7	1.5	5.3
Electrometallurgical ferroalloy products.....	10	1712	22.2	1.0	-0.4	4.8	-2.2	0.2
Electrometallurgical ferroalloy products.....	10	171201	22.2	1.0	-0.4	4.8	-2.2	0.2
Nonferrous metals.....	10	2	18.5	1.0	0.4	0.7	1.0	-2.4
Nonferrous metal ores.....	10	21	8.4	0.5	6.5	-6.5	3.6	-4.3
Gold ores.....	10	2105	—	-1.9	0.0	-0.6	2.1	—
Gold ores.....	10	210501	—	-1.9	0.0	-0.6	2.1	—
Other metal ores.....	10	2112	—	6.4	19.2	-11.5	—	—
Other metal ores.....	10	211201	—	6.4	19.2	-11.5	—	—
Primary nonferrous metals.....	10	22	28.0	1.7	2.7	5.4	-3.9	2.1
Primary nonferrous metals.....	10	2201	28.0	1.7	2.7	5.4	-3.9	2.1
Copper cathode and refined copper.....	10	220131	—	0.1	-0.3	0.7	—	—
Other nonferrous metals, unalloyed.....	10	220181	35.3	1.1	-0.4	6.2	1.7	2.1

See footnotes at end of table.

Table 7. Producer price index percentage changes for commodity and service groupings and individual items, not seasonally adjusted — Continued
 [December 2021]

Title	Commodity code		Unadjusted 12-month percent change ¹ Dec. 2020 to Dec. 2021 ^P	Unadjusted 1-month percent change ¹				
	Group code	Item code		July to Aug.	Aug. to Sept. ^P	Sept. to Oct. ^P	Oct. to Nov. ^P	Nov. to Dec. ^P
Nonferrous scrap.....	10	23	13.2	-1.0	-7.0	0.9	0.0	-5.0
Copper base scrap.....	10	2301	24.5	-0.3	-0.2	2.9	0.2	-0.6
No. 1 copper scrap, including wire.....	10	230101	24.8	0.2	-1.2	3.2	0.0	-0.8
No. 2 copper scrap, including wire.....	10	230102	25.9	-0.5	-1.3	3.7	-0.1	-0.2
Yellow brass scrap.....	10	230103	25.7	-1.9	3.9	4.1	1.1	-1.1
Other copper and brass scrap.....	10	230104	—	0.1	-0.1	0.4	0.2	—
Aluminum base scrap.....	10	2302	52.1	4.9	-1.8	1.2	0.2	-0.6
Solids and clippings, new aluminum base scrap.....	10	230201	—	7.4	-3.5	-1.8	-4.6	—
Used beverage can scrap.....	10	230205	43.2	8.7	9.0	6.2	-4.4	-0.8
Other old aluminum base scrap.....	10	230206	30.8	0.4	3.3	3.0	6.0	-4.1
Other nonferrous scrap (including lead, zinc and precious metals).....	10	2303	-17.6	-5.9	-15.9	-1.1	-0.4	-12.9
Other nonferrous scrap (including lead, zinc and precious metals).....	10	230309	-17.6	-5.9	-15.9	-1.1	-0.4	-12.9
Secondary nonferrous metals.....	10	24	10.8	0.5	-1.2	0.2	1.0	-0.6
Secondary aluminum.....	10	2402	51.7	3.0	2.6	4.8	4.7	1.0
Secondary aluminum.....	10	240229	51.7	3.0	2.6	4.8	4.7	1.0
Secondary copper, alloyed and unalloyed.....	10	2403	17.2	-3.6	1.7	-1.4	-1.2	-0.6
Secondary copper, alloyed and unalloyed.....	10	240339	17.2	-3.6	1.7	-1.4	-1.2	-0.6
Secondary precious metals.....	10	2406	-11.6	-0.1	-4.9	-2.1	-1.9	-1.2
Secondary precious metals.....	10	240669	-11.6	-0.1	-4.9	-2.1	-1.9	-1.2
All other miscellaneous secondary nonferrous metals, including lead.....	10	2408	8.6	0.2	-0.6	-1.9	2.2	-2.4
All other miscellaneous secondary nonferrous metals, including lead.....	10	240801	8.6	0.2	-0.6	-1.9	2.2	-2.4
Nonferrous mill shapes.....	10	25	24.8	2.4	1.3	2.5	1.8	-3.7
Aluminum mill shapes.....	10	2501	29.8	3.9	2.6	4.1	2.2	-4.9
Aluminum sheet and strip.....	10	250105	31.1	3.7	2.2	3.7	3.0	-5.3
Extruded aluminum rod, bar, and other extruded shapes.....	10	250162	30.7	3.3	3.5	4.0	1.9	-7.5
Aluminum extruded and drawn pipe and tube.....	10	250163	7.8	1.4	9.0	-3.7	1.3	-8.4
Copper and brass mill shapes.....	10	2502	23.4	1.1	-0.7	0.1	1.5	-3.3
Copper and copper alloy sheet, strip and plate.....	10	250237	15.1	0.5	0.2	0.0	1.3	-1.5
Copper and copper alloy rod, bar and shapes.....	10	250238	17.8	1.8	-1.3	0.3	0.6	-4.6
Copper and copper alloy pipe and tube.....	10	250239	43.7	0.0	0.0	-0.5	3.7	-1.7
Nickel and nickel-base alloy mill shapes.....	10	2504	21.6	0.4	0.0	2.7	0.5	0.6
Nickel and nickel-base alloy mill shapes.....	10	250466	21.6	0.4	0.0	2.7	0.5	0.6
Titanium and titanium-base alloy mill shapes.....	10	2505	—	0.0	0.4	0.0	0.0	—
Titanium and titanium-base alloy mill shapes.....	10	250505	—	0.0	0.4	0.0	0.0	—
Other nonferrous mill shapes.....	10	2519	10.6	-1.0	1.1	1.6	0.9	1.1
All other nonferrous metal mill shapes.....	10	251935	15.3	-1.5	1.7	1.1	1.4	1.7
Nonferrous wire and cable.....	10	26	29.2	1.7	0.4	3.1	1.6	-0.8
Nonferrous wire and cable.....	10	2603	29.2	1.7	0.4	3.1	1.6	-0.8
Electronic wire and cable.....	10	260301	18.9	-0.7	0.1	0.6	2.8	0.5
Copper wire and cable.....	10	260314	20.7	-0.7	-0.8	0.2	2.5	-1.4
Power wire and cable.....	10	260332	54.1	2.6	1.4	12.7	2.5	-0.9
Fiber optic cable.....	10	260333	3.4	0.0	4.9	0.1	0.3	0.3
Other wire and cable.....	10	260398	18.1	0.4	0.2	0.2	-0.5	0.3
Nonferrous forge shop products.....	10	27	7.4	0.0	1.0	0.5	1.5	-0.2
Nonferrous forge shop products.....	10	2701	7.4	0.0	1.0	0.5	1.5	-0.2
Nonferrous forge shop products.....	10	270111	7.4	0.0	1.0	0.5	1.5	-0.2
Hot impression die, impact, press and upset aluminum and other nonferrous forgings.....	10	2701111	8.0	0.1	1.1	0.5	1.6	-0.2
Hot impression die, impact, press and upset aluminum and aluminum alloy forgings.....	10	27011111	16.5	0.1	2.1	1.0	3.1	-0.5
Hot impression die, impact, press and upset titanium and titanium alloy forgings.....	10	27011112	0.7	0.0	0.0	0.0	0.0	0.0
Other nonferrous hot impression die impact, press, and upset forgings.....	10	27011113	-1.9	0.0	0.0	0.0	0.0	0.0
Nonferrous foundry shop products.....	10	28	13.1	1.6	0.6	0.4	1.2	0.9
Aluminum castings.....	10	2802	12.8	0.6	0.5	0.5	0.9	1.6
Aluminum die-castings.....	10	280207	14.9	0.2	0.8	0.5	0.9	1.7
Aluminum castings, excluding die-castings.....	10	280208	8.7	1.3	0.1	0.6	1.0	1.4
Castings, nonferrous (except aluminum).....	10	2807	13.8	3.7	0.8	0.2	1.8	-0.2
Castings, nonferrous (except aluminum).....	10	280701	13.8	3.7	0.8	0.2	1.8	-0.2
Nonferrous die-castings (except aluminum).....	10	2807011	6.8	0.1	0.8	0.2	1.0	-0.1
Copper base castings (excluding die-castings).....	10	2807013	25.8	8.5	1.3	0.3	1.4	-0.5
Metal containers.....	10	3	21.6	1.4	0.3	2.7	1.1	2.8
Metal cans and can components.....	10	31	15.3	0.1	0.0	2.3	0.0	3.8

See footnotes at end of table.

Table 7. Producer price index percentage changes for commodity and service groupings and individual items, not seasonally adjusted — Continued
 [December 2021]

Title	Commodity code		Unadjusted 12-month percent change ¹ Dec. 2020 to Dec. 2021 ^P	Unadjusted 1-month percent change ¹				
	Group code	Item code		July to Aug.	Aug. to Sept. ^P	Sept. to Oct. ^P	Oct. to Nov. ^P	Nov. to Dec. ^P
Steel cans and tinware end products.....	10	3102	13.6	0.4	0.0	2.1	0.0	0.0
Steel cans and tinware end products.....	10	310231	13.6	0.4	0.0	2.1	0.0	0.0
Aluminum cans and can components.....	10	3103	16.3	0.0	-0.1	2.4	0.0	5.8
Aluminum cans and can components.....	10	310331	16.2	0.0	-0.1	2.4	0.0	5.8
Barrels, drums, pails and other metal containers.....	10	32	45.6	5.5	1.5	4.0	4.2	0.1
Barrels, drums, pails and other metal containers.....	10	3201	45.6	5.5	1.5	4.0	4.2	0.1
Steel shipping barrels and drums (excl. beer barrels) (more than 12-gallon capacity).....	10	320106	54.6	6.0	1.7	5.7	4.6	0.0
All other metal containers.....	10	320107	35.3	5.4	1.8	4.0	5.0	0.1
Hardware.....	10	4	17.4	0.7	1.0	5.0	1.7	0.4
Hardware, n.e.c.....	10	41	25.5	0.8	1.6	7.7	2.2	0.3
Builders' hardware.....	10	4101	17.7	0.9	0.0	4.2	2.3	0.0
Builders' hardware (lock units, key blanks, door & window hardware, cabinet hardware, etc.).....	10	410104	17.6	0.9	0.0	4.2	2.3	0.0
Transportation equipment hardware.....	10	4103	28.4	0.0	4.5	17.5	0.0	0.5
Motor vehicle hardware.....	10	410311	36.0	0.0	4.7	24.8	0.0	0.3
Other transportation equipment hardware, incl. marine & aircraft (excl. motor vehicle hardware).....	10	410341	8.9	0.0	4.1	-0.9	0.0	1.3
Furniture hardware.....	10	4104	32.5	3.4	1.8	4.0	5.1	0.0
Furniture hardware.....	10	410411	32.5	3.4	1.8	4.0	5.1	0.0
Other miscellaneous hardware.....	10	4105	51.4	1.0	1.4	0.6	6.2	0.8
Other miscellaneous hardware.....	10	410502	51.4	1.0	1.4	0.6	6.2	0.8
Hand and edge tools.....	10	42	4.8	0.4	0.1	0.4	0.8	0.5
Hand and edge tools.....	10	4201	4.8	0.4	0.1	0.4	0.8	0.5
Mechanics hand service tools.....	10	420135	3.7	-0.1	0.1	0.6	0.0	0.6
Edge tools, hand operated.....	10	420145	11.8	2.0	0.0	0.0	2.1	0.4
All other misc handtools, including cutting dies, machine & power-driven (except metal cutting).....	10	420155	4.0	0.4	0.0	0.4	0.7	0.8
All other handtools, n.e.c.....	10	4201554	5.6	0.5	0.0	0.5	0.9	1.0
Saw blades and handsaws.....	10	420168	3.4	0.0	0.0	0.0	2.1	0.0
Plumbing fixtures and fittings.....	10	5	5.4	0.4	0.0	0.5	0.2	1.9
Plumbing fixture fittings and trim.....	10	54	4.3	0.5	0.0	0.0	0.3	0.4
Plumbing fixtures, fittings, and trim.....	10	5402	4.3	0.5	0.0	0.0	0.3	0.4
Lavatory and sink fittings.....	10	540218	3.7	0.2	0.0	0.0	0.0	0.7
Miscellaneous plumbing fixtures, fittings, and trim.....	10	540223	6.9	1.4	0.0	0.0	0.9	0.0
Enameled iron & metal sanitary ware.....	10	56	8.5	0.1	0.0	0.2	-0.2	8.0
Enameled iron and metal sanitary ware.....	10	5601	8.5	0.1	0.0	0.2	-0.2	8.0
Enameled iron and metal sanitary ware.....	10	560102	8.5	0.1	0.0	0.2	-0.2	8.0
Heating equipment.....	10	6	21.6	3.8	0.3	1.0	0.5	4.9
Steam and hot water equipment.....	10	61	15.0	2.6	0.4	0.0	0.0	7.0
Steam and hot water equipment.....	10	6101	15.0	2.6	0.4	0.0	0.0	7.0
Cast iron heating boilers, radiators and convectors.....	10	610106	-	3.4	0.0	0.0	0.0	-
Furnaces and heaters, including parts.....	10	62	13.0	2.0	0.0	1.8	0.5	1.4
Furnaces and heaters, including parts.....	10	6201	13.0	2.0	0.0	1.8	0.5	1.4
Furnaces and heaters, including parts.....	10	620146	13.1	2.0	0.0	1.8	0.5	1.4
Warm air furnaces, including parts.....	10	6201461	13.8	2.1	-0.6	2.1	0.6	1.3
Warm air furnaces.....	10	62014611	14.1	2.3	-0.7	2.4	0.7	1.3
Floor and wall furnaces, unit heaters, infrared heaters, & mechanical stokers, including parts.....	10	6201462	9.5	1.4	2.8	0.0	0.0	2.2
Other heating equipment, non-electric, including parts.....	10	63	17.6	1.1	0.3	1.6	1.6	6.3
Other heating equipment, non-electric, including parts.....	10	6301	17.6	1.1	0.3	1.6	1.6	6.3
Other heating equipment, non-electric, including parts.....	10	630161	17.6	1.1	0.3	1.6	1.6	6.3
Domestic heating stoves.....	10	64	10.4	0.0	2.4	0.5	0.0	3.4
Domestic heating stoves.....	10	6401	10.4	0.0	2.4	0.5	0.0	3.4
Domestic heating stoves.....	10	640141	10.4	0.0	2.4	0.5	0.0	3.4
Domestic water heaters.....	10	66	43.3	9.6	0.0	0.0	0.0	7.1
Domestic water heaters.....	10	6601	43.3	9.6	0.0	0.0	0.0	7.1
Household water heaters, electric, for permanent installation.....	10	660101	45.8	10.6	0.0	0.0	0.0	8.0
Household water heaters, except electric.....	10	660114	41.3	8.8	0.1	0.0	0.0	6.4
Fabricated structural metal products.....	10	7	42.4	3.4	2.4	2.1	2.6	1.0
Metal doors, sash, and trim.....	10	71	38.6	3.4	2.3	0.9	12.5	0.9
Metal doors and frames (except storm).....	10	7102	37.9	5.5	1.2	1.2	10.0	0.9

See footnotes at end of table.

Table 7. Producer price index percentage changes for commodity and service groupings and individual items, not seasonally adjusted — Continued
 [December 2021]

Title	Commodity code		Unadjusted 12-month percent change ¹	Unadjusted 1-month percent change ¹				
	Group code	Item code		Dec. 2020 to Dec. 2021 ^P	July to Aug.	Aug. to Sept. ^P	Sept. to Oct. ^P	Oct. to Nov. ^P
Metal doors and frames (except storm).....	10	710209	37.9	5.5	1.2	1.2	10.0	0.9
Metal windows (except storm sash).....	10	7103	26.9	0.3	1.9	0.9	9.3	1.7
Metal windows (except storm sash).....	10	710313	26.9	0.3	1.9	0.9	9.3	1.7
Metal molding and trim and store fronts.....	10	7104	105.0	0.4	7.2	0.3	46.0	0.4
Metal molding and trim and store fronts.....	10	710413	105.0	0.4	7.2	0.3	46.0	0.4
Metal combination screen, storm sash, and storm doors.....	10	7105	9.5	0.0	0.0	0.0	5.2	0.0
Metal combination screen, storm sash, and storm doors.....	10	710515	9.5	0.0	0.0	0.0	5.2	0.0
Metal window and door screens (except combination screens) and metal weather strip.....	10	7107	15.1	0.0	6.4	0.1	0.7	0.1
Metal window and door screens (except combination screens) and metal weather strip.....	10	710717	15.1	0.0	6.4	0.1	0.7	0.1
Metal tanks.....	10	72	34.8	0.5	1.8	1.8	0.6	0.3
Metal tanks.....	10	7201	34.8	0.5	1.8	1.8	0.6	0.3
Metal tanks, heavy gauge, including field-erected.....	10	720123	34.8	0.5	1.8	1.8	0.6	0.3
Sheet metal products.....	10	73	36.9	3.6	0.9	1.4	2.4	2.7
Sheet metal products.....	10	7301	36.9	3.6	0.9	1.4	2.4	2.7
Sheet metal air-conditioning ducts and stove pipe.....	10	730120	-	-	-	-	0.9	21.3
Sheet metal roofing and roof drainage equipment.....	10	730170	48.7	-	-	-	1.0	0.4
Sheet metal electronic enclosures.....	10	7301C	13.4	0.0	0.0	0.2	0.8	1.5
Steel sheet metal computer & peripheral equipment enclosures.....	10	7301C1	14.8	0.0	-	-	0.4	-0.3
Aluminum sheet metal computer & peripheral equipment enclosures.....	10	7301C2	-	-	-	-	0.7	2.2
Other sheet metal electronic enclosures (excl. computers).....	10	7301C3	-	-	-	-	1.1	2.2
Other sheet metal work.....	10	7301G	13.4	1.5	1.0	2.1	4.0	0.2
Aluminum and other sheet metal work.....	10	7301G3	-	-	-	-	5.6	0.3
Structural, architectural, and pre-engineered metal products.....	10	74	51.5	4.4	3.6	3.3	2.0	0.9
Fabricated structural metal.....	10	7405	44.9	3.7	1.9	0.0	1.6	1.4
Fabricated structural metal bar joists and concrete reinforcing bars.....	10	74051	57.4	5.4	3.0	0.0	0.6	2.0
Fabricated structural iron & steel for industrial bldgs metal bar joists, short span.....	10	740510	34.9	2.5	2.0	0.5	1.4	1.4
Fabricated structural iron & steel for commercial, residential, institutional, & public bldgs.....	10	740514	62.3	5.9	3.2	-0.1	0.4	2.1
Other fabricated structural metal, including for bridges.....	10	74055	27.3	0.9	0.0	-0.1	3.5	0.2
Fabricated structural metal for bridges.....	10	740553	41.4	2.5	1.9	-1.7	3.5	1.6
Other fabricated structural iron and steel, aluminum, and other metals.....	10	740554	-	0.6	-0.4	0.2	3.5	0.0
Custom roll form products.....	10	7407	109.1	10.6	12.0	8.8	4.7	0.4
Custom roll form products.....	10	740775	109.1	10.6	12.0	8.8	4.7	0.4
Ornamental and architectural metal work.....	10	7408	54.6	2.9	2.3	12.3	0.5	1.0
Iron, steel, and aluminum stairs, staircases and fire escapes.....	10	740803	143.5	6.9	4.5	37.2	0.5	0.3
Steel and aluminum fences, gates (not wire), and railings and window guards.....	10	740813	33.3	4.2	1.1	5.0	0.9	0.6
Open metal flooring, grating and studs.....	10	740814	52.2	0.0	7.2	1.4	0.5	4.6
Other architectural and ornamental metal work.....	10	74082	23.1	1.4	0.7	1.8	0.7	1.6
Other aluminum and metal architectural and ornamental work.....	10	740821	24.2	0.5	3.1	3.8	2.0	5.2
Other iron and steel architectural and ornamental work.....	10	740822	21.9	1.9	-0.3	1.1	0.0	0.0
Metal stalls and corrals.....	10	740824	47.2	0.0	0.5	-1.6	3.0	0.0
Fabricated metal pipe, tube, and fittings.....	10	7411	25.2	2.2	2.5	0.6	1.3	0.1
Fabricated metal pipe, tube, and fittings.....	10	741151	25.2	2.2	2.5	0.6	1.3	0.1
Heat exchangers and steam condensers.....	10	75	15.5	1.4	0.5	0.4	2.2	0.0
Heat exchangers and steam condensers.....	10	7501	15.5	1.4	0.5	0.4	2.2	0.0
Heat exchangers and steam condensers (except for nuclear applications).....	10	750103	15.5	0.6	0.6	0.5	2.6	0.0
Fabricated steel plate.....	10	76	40.2	1.7	2.1	0.0	0.0	0.0
Fabricated steel plate.....	10	7601	40.2	1.7	2.1	0.0	0.0	0.0
Fabricated steel plate.....	10	760102	40.2	1.7	2.1	0.0	0.0	0.0
Stationary and marine power boilers.....	10	77	-	0.0	0.0	0.6	0.5	-
Steel power boilers, parts and attachments (excl. nuclear applications).....	10	7701	-	-	-	-	-	-
Steel power boilers, parts and attachments (excl. nuclear applications).....	10	770122	-	-	-	-	-	-
Prefabricated metal buildings.....	10	79	40.9	3.5	1.3	0.6	0.1	0.2
Prefabricated metal building systems (excl. farm service bldgs, residential bldgs, and parts).....	10	7901	44.3	3.2	1.3	1.6	0.0	0.1
Prefabricated metal building systems (excl. farm service bldgs, residential bldgs, and parts).....	10	790101	44.2	3.2	1.3	1.6	0.0	0.1
Non-industrial prefabricated metal building systems (excl. farm svc., residential, and parts).....	10	7901011	-	0.6	5.2	-0.4	-	-

See footnotes at end of table.

Table 7. Producer price index percentage changes for commodity and service groupings and individual items, not seasonally adjusted — Continued
 [December 2021]

Title	Commodity code		Unadjusted 12-month percent change ¹ Dec. 2020 to Dec. 2021 ^P	Unadjusted 1-month percent change ¹				
	Group code	Item code		July to Aug.	Aug. to Sept. ^P	Sept. to Oct. ^P	Oct. to Nov. ^P	Nov. to Dec. ^P
Industrial & commercial prefab metal building systems (excl farm svc bldgs, residential, parts).....	10	7901012	43.2	3.9	0.4	2.1	0.0	0.1
Farm service buildings and other prefabricated and portable buildings, steel and aluminum.....	10	7902	18.3	0.3	1.2	-2.0	0.3	0.3
Farm service buildings and other prefabricated and portable buildings, steel and aluminum.....	10	790201	18.3	0.3	1.2	-2.0	0.3	0.3
Panels, parts, and sections for prefabricated buildings, steel and aluminum.....	10	7903	56.2	8.6	1.4	-1.1	0.6	0.2
Panels, parts, and sections for prefabricated buildings, steel and aluminum.....	10	790354	56.2	8.6	1.4	-1.1	0.6	0.2
Miscellaneous metal products.....	10	8	14.1	1.6	1.1	1.4	0.7	1.3
Bolts, nuts, screws, rivets, and washers.....	10	81	16.6	3.3	0.5	1.3	0.1	1.1
Externally threaded fasteners, except aircraft types.....	10	8102	13.5	3.5	0.9	1.9	0.7	0.9
Hex bolts, including heavy, tap-and-joint.....	10	810206	17.6	5.2	-1.2	2.1	3.2	0.6
Cap, set, machine, lag, flange, and self-locking screws, except aircraft types.....	10	810231	19.2	2.0	1.0	1.4	-0.1	1.7
Other metal bolts, incl. square, round, plow, high-strength structural, and bent.....	10	810262	20.8	0.3	1.5	4.0	0.0	4.2
Other externally threaded metal fasteners, including studs, except aircraft types.....	10	810263	6.5	5.2	1.6	1.5	0.5	-0.6
Internally threaded fasteners, except aircraft types.....	10	8103	0.3	-0.1	-0.2	0.6	0.0	0.9
Internally threaded fasteners, except aircraft types.....	10	810312	0.3	-0.1	-0.2	0.6	0.0	0.9
Nonthreaded metal fasteners, except aircraft types.....	10	8104	27.5	1.0	4.7	5.2	-0.6	6.7
Nonthreaded metal fasteners, except aircraft types.....	10	810424	27.5	1.0	4.7	5.2	-0.6	6.7
Aircraft fasteners, except plastics (including aerospace).....	10	8105	33.5	6.0	0.0	0.0	0.0	0.6
Aircraft fasteners, except plastics (including aerospace).....	10	810536	33.5	6.0	0.0	0.0	0.0	0.6
Formed products, except fasteners, made by cold-, warm-, or hot-heading processes.....	10	8106	3.4	0.8	-1.0	1.3	-1.6	0.0
Formed products, except fasteners, made by cold-, warm-, or hot-heading processes.....	10	810648	3.4	0.8	-1.0	1.3	-1.6	0.0
Lighting fixtures.....	10	83	7.9	0.6	0.9	0.5	0.2	0.8
Residential electric lighting fixtures, except portable.....	10	8302	18.0	2.2	1.5	1.9	0.2	3.2
Residential electric lighting fixtures, except portable.....	10	830225	18.0	2.2	1.5	1.9	0.2	3.2
Commercial, institutional and industrial electric lighting fixtures.....	10	8303	9.2	0.8	1.3	0.6	0.4	0.3
Commercial and institutional electric lighting fixtures, including parts and accessories.....	10	830302	8.8	1.0	1.5	0.7	0.1	0.2
Industrial electric lighting fixtures, including parts and accessories.....	10	830304	10.3	0.1	0.3	0.1	1.4	1.0
Other lighting equipment.....	10	8305	4.4	0.2	0.4	0.1	0.0	1.0
Outdoor lighting equipment (including parts and accessories).....	10	830522	7.4	0.7	0.7	0.2	0.0	1.7
All other miscellaneous electric and nonelectric lighting equipment, incl parts and accessories.....	10	830524	0.2	-0.6	0.0	0.0	0.0	0.0
Ordnance and ordnance accessories, n.e.c.....	10	86	19.6	0.0	0.0	0.0	0.0	9.8
Ordnance and ordnance accessories, n.e.c.....	10	8601	19.6	0.0	0.0	0.0	0.0	9.8
Ordnance and ordnance accessories, n.e.c.....	10	860101	19.6	0.0	0.0	0.0	0.0	9.8
Fabricated ferrous wire products.....	10	88	29.7	2.9	4.5	1.4	1.1	1.2
Ferrous wire rope, cable, forms and strand.....	10	8801	30.0	5.0	7.5	0.9	0.5	0.8
Ferrous wire rope, cable, forms and strand.....	10	880101	30.0	5.0	7.5	0.9	0.5	0.8
Ferrous wire cloth, other woven wire products.....	10	8807	19.2	2.1	0.0	2.0	4.6	0.9
Ferrous wire cloth, other woven wire products.....	10	880701	19.2	2.1	0.0	2.0	4.6	0.9
Other fabricated ferrous wire products.....	10	8809	30.1	1.8	3.9	1.1	0.9	1.1
Steel fencing and fence gates.....	10	880993	33.9	2.9	1.6	1.1	0.0	0.0
Other fabricated ferrous wire products, n.e.c.....	10	880996	29.2	1.5	4.5	1.1	1.1	1.3
Steel nails, staples, tacks, spikes and brads.....	10	8812	38.2	4.2	0.7	5.9	1.0	5.2
Steel nails, staples, tacks, spikes and brads.....	10	881201	38.2	4.2	0.7	5.9	1.0	5.2
Other miscellaneous metal products.....	10	89	13.0	1.4	0.8	1.6	0.8	1.3
Wire springs.....	10	8904	20.7	1.2	0.9	0.5	0.6	10.2
Precision mechanical wire springs.....	10	890424	9.5	0.4	0.4	1.1	0.3	2.0
Precision mechanical extension- and torsion-type wire springs.....	10	8904241	13.8	0.5	0.9	0.3	0.5	2.9
Precision mechanical compression-type springs.....	10	8904242	7.7	0.3	0.2	1.5	0.2	1.6
Other metal products.....	10	8905	10.6	1.0	0.6	1.0	1.0	1.0
Automotive job stampings.....	10	890507	6.4	1.3	-0.2	1.2	1.1	1.0
Precision turned products, automotive.....	10	890521	4.1	1.0	0.1	0.0	2.3	0.0
Precision turned products, except automotive.....	10	890522	9.2	0.9	1.2	1.3	1.2	1.2
Metal powders, paste, and flake.....	10	890564	13.6	0.0	0.2	2.2	0.0	0.0
Powder metallurgy parts, except bearings, gears, etc.....	10	890571	4.2	-1.1	0.0	0.6	0.3	0.0
Other fabricated metal products.....	10	890589	22.3	1.3	2.0	0.2	0.8	1.6
Metal stampings n.e.c.....	10	8907	24.8	3.7	2.0	3.9	0.0	0.4

See footnotes at end of table.

Table 7. Producer price index percentage changes for commodity and service groupings and individual items, not seasonally adjusted — Continued
 [December 2021]

Title	Commodity code		Unadjusted 12-month percent change ¹	Unadjusted 1-month percent change ¹				
	Group code	Item code		Dec. 2020 to Dec. 2021 ^P	July to Aug.	Aug. to Sept. ^P	Sept. to Oct. ^P	Oct. to Nov. ^P
Metal job stampings, except automotive.....	10	890701	29.5	3.0	2.6	4.8	0.0	0.5
Recreational vehicle metal job stamping.....	10	8907011	71.7	0.0	17.1	0.0	0.0	0.0
Motor and generator metal job stamping.....	10	8907012	19.0	0.0	0.0	5.0	0.0	0.0
Other metal job stampings.....	10	8907013	23.2	4.7	-1.3	7.3	0.1	0.7
Metal foil and leaf.....	10	8908	14.5	2.4	0.0	1.0	0.1	2.4
Flexible packaging foil.....	10	890811	14.5	2.4	0.0	1.0	0.1	2.4
Heavy gauge springs.....	10	8909	26.9	0.6	0.6	10.4	0.6	4.9
Hot formed steel springs, except wire.....	10	890912	22.7	0.0	0.0	15.6	0.0	3.5
Cold formed steel springs, except wire.....	10	890913	32.1	1.2	1.3	4.8	1.4	6.5
Machinery and equipment.....	11	—	7.1	0.5	0.9	0.8	0.6	0.7
Agricultural machinery and equipment.....	11	1	14.5	1.5	1.6	1.6	1.1	2.7
Agricultural machinery and equipment.....	11	14	14.5	1.5	1.6	1.6	1.1	2.7
Commercial turf and grounds care equipment, including parts and attachments.....	11	1401	6.9	1.4	0.5	2.1	-0.6	0.2
Commercial turf and grounds care equipment, including parts and attachments.....	11	140111	6.9	1.4	0.5	2.1	-0.6	0.2
Farm plows, harrows, rollers, pulverizers, etc., and attachments.....	11	1402	14.7	5.5	0.7	0.9	0.0	1.7
Farm plows, harrows, rollers, pulverizers, etc., and attachments.....	11	140211	14.7	5.5	0.7	0.9	0.0	1.7
Farm dairy equipment, sprayers and dusters, farm blowers, and attachments.....	11	1404	8.7	1.9	0.0	0.2	0.3	5.1
Farm dairy equipment, sprayers and dusters, farm blowers, and attachments.....	11	140411	8.7	1.9	0.0	0.2	0.3	5.1
Planting, seeding, and fertilizing machinery and attachments.....	11	1405	11.5	0.6	0.0	0.0	0.0	4.4
Planting, seeding, and fertilizing machinery and attachments.....	11	140511	11.5	0.6	0.0	0.0	0.0	4.4
Harvesting machinery (except hay and straw) and attachments.....	11	1406	9.5	0.0	2.4	2.8	0.0	2.5
Harvesting machinery (except hay and straw) and attachments.....	11	140611	9.5	0.0	2.4	2.8	0.0	2.5
Haying machinery and attachments.....	11	1407	15.0	2.0	0.7	0.0	0.0	9.1
Haying machinery and attachments.....	11	140711	15.0	2.0	0.7	0.0	0.0	9.1
All other farm machinery and equipment, excluding parts, including attachments.....	11	1408	26.8	2.7	3.9	2.7	1.4	1.7
All other farm machinery and equipment, excluding parts, including attachments.....	11	140811	26.8	2.7	3.9	2.7	1.4	1.7
Parts for farm machinery, for sale separately.....	11	1409	23.4	1.5	1.1	1.0	6.6	0.4
Parts for farm machinery, for sale separately.....	11	140911	23.4	1.5	1.1	1.0	6.6	0.4
Construction machinery and equipment.....	11	2	10.1	0.5	0.4	3.0	0.4	0.9
Tractors and attachments, ex. parts.....	11	2A	9.7	0.5	1.0	2.8	0.3	2.3
Construction machinery for mounting (excluding parts, winches, snow clearing attachments).....	11	2A03	8.9	0.0	0.1	4.1	0.1	1.2
Construction machinery for mounting (excluding parts, winches, snow clearing attachments).....	11	2A0302	8.9	0.0	0.1	4.1	0.1	1.2
Tractor shovel loaders (skid steer, wheel, crawler, and integral design backhoes).....	11	2A04	7.5	0.0	0.0	3.6	0.5	0.2
Tractor shovel loaders (skid steer, wheel, crawler, and integral design backhoes).....	11	2A0406	7.5	0.0	0.0	3.6	0.5	0.2
Construction wheel and crawler tractors, dozers, self-propelled log skidders, etc.....	11	2A05	11.2	0.9	1.8	2.2	0.2	3.8
Construction wheel and crawler tractors, dozers, self-propelled log skidders, etc.....	11	2A0501	11.2	0.9	1.8	2.2	0.2	3.8
Power cranes, draglines, & shovels (excavators) (incl. surface mining equipment) (excl. parts).....	11	2B	8.5	0.1	0.0	3.8	0.1	0.0
Power cranes, draglines, & shovels (excavators) (incl. surface mining equip.) (excluding parts).....	11	2B05	8.5	0.1	0.0	3.8	0.1	0.0
Power cranes, draglines, & shovels (excavators) (incl. surface mining equip.) (excluding parts).....	11	2B0504	8.5	0.1	0.0	3.8	0.1	0.0
Mixers, pavers, and related equipment (excluding parts).....	11	2C	13.5	0.9	0.0	4.7	0.7	0.0
Mixers, pavers, and related equipment (excluding parts).....	11	2C01	13.5	0.9	0.0	4.7	0.7	0.0
Mixers, pavers, and related equipment (excluding parts).....	11	2C0109	13.5	0.9	0.0	4.7	0.7	0.0
Off-highway, equipment, ex. parts.....	11	2D	7.0	0.2	0.0	2.9	0.3	0.0
Off-highway trucks, haulers, truck-type tractor chassis, trailers, etc. (excluding parts).....	11	2D02	3.6	0.0	0.0	0.9	-0.1	0.0
Off-highway trucks, haulers, truck-type tractor chassis, trailers, etc. (excluding parts).....	11	2D0201	3.6	0.0	0.0	0.9	-0.1	0.0
Graders, rollers & compactors, rough-terrain forklifts, scrapers, trenchers, etc. (excl. parts).....	11	2D03	9.2	0.4	0.0	4.3	0.5	0.0
Graders, rollers & compactors, rough-terrain forklifts, scrapers, trenchers, etc. (excl. parts).....	11	2D0301	9.2	0.4	0.0	4.3	0.5	0.0
Misc. construction machinery and equipment.....	11	2J	12.1	0.8	0.3	2.8	0.0	0.5

See footnotes at end of table.

Table 7. Producer price index percentage changes for commodity and service groupings and individual items, not seasonally adjusted — Continued
 [December 2021]

Title	Commodity code		Unadjusted 12-month percent change ¹	Unadjusted 1-month percent change ¹				
	Group code	Item code		Dec. 2020 to Dec. 2021 ^P	July to Aug.	Aug. to Sept. ^P	Sept. to Oct. ^P	Oct. to Nov. ^P
Winches, aerial work platforms, and automotive wrecker hoists, including parts and attachments.....	11	2J01	15.4	1.5	0.6	1.6	0.0	0.9
Winches, aerial work platforms, and automotive wrecker hoists, including parts and attachments.....	11	2J0101	15.4	1.5	0.6	1.6	0.0	0.9
Other construction machinery and equipment (excluding parts).....	11	2J03	8.8	0.0	0.0	4.1	0.1	0.0
Other construction machinery and equipment (excluding parts).....	11	2J0301	8.8	0.0	0.0	4.1	0.1	0.0
Parts for construction machinery and equipment, sold separately.....	11	2K	10.7	0.3	0.4	1.8	2.6	1.4
Parts for construction machinery and equipment, sold separately.....	11	2K01	10.7	0.3	0.4	1.8	2.6	1.4
Parts for cranes, draglines, and shovels (including surface mining equipment) (sold separately).....	11	2K0101	6.3	0.0	0.0	0.3	3.1	0.0
Parts for off-highway wheel tractors and shovel loaders (sold separately).....	11	2K0102	9.0	0.0	0.1	0.5	6.1	0.3
Parts for other construction machinery (sold separately).....	11	2K0103	13.7	0.6	0.8	3.0	1.2	2.5
Metalworking machinery and equipment.....	11	3	7.2	0.5	0.4	1.2	0.2	1.1
Power-driven handtools, including parts and attachments.....	11	32	9.9	-0.7	0.0	5.9	0.1	0.0
Power-driven handtools, including parts and attachments.....	11	3211	9.9	-0.7	0.0	5.9	0.1	0.0
Power-driven handtools, including parts and attachments.....	11	321101	9.9	-0.7	0.0	5.9	0.1	0.0
Power-driven handtools, pneumatic, hydraulic, and powder-actuated.....	11	3211011	9.8	0.1	0.0	5.1	0.1	0.0
Power-driven handtools, electric (except battery powered), including parts.....	11	3211014	10.9	-0.2	0.0	6.6	0.1	0.0
Welding machines and equipment.....	11	33	13.5	0.1	1.8	0.0	0.0	2.7
Arc welding machines, components, and accessories, excluding electrodes and stud welding equip.....	11	3301	24.4	0.0	4.0	0.0	0.0	5.6
Arc welding machines, components, and accessories, excluding electrodes and stud welding equip.....	11	330175	24.4	0.0	4.0	0.0	0.0	5.6
Resistance welders, components, accessories, and electrodes.....	11	3302	7.4	0.6	1.2	0.3	0.0	3.0
Resistance welders, components, accessories, and electrodes.....	11	330276	7.4	0.6	1.2	0.3	0.0	3.0
Gas welding and cutting equipment, parts, attachments, and accessories.....	11	3304	4.8	0.0	0.2	0.0	0.3	0.0
Gas welding and cutting equipment, parts, attachments, and accessories.....	11	330461	4.8	0.0	0.2	0.0	0.3	0.0
Other welding equipment, components, and accessories (excluding arc, resistance, and gas).....	11	3306	5.8	0.0	0.0	0.0	0.0	0.3
Other welding equipment, components, and accessories (excluding arc, resistance, and gas).....	11	330629	5.8	0.0	0.0	0.0	0.0	0.3
Industrial process furnaces and ovens.....	11	34	8.3	0.8	0.7	1.0	0.0	0.1
Industrial process furnaces and ovens, except parts and attachments.....	11	3407	7.4	1.1	1.0	0.6	0.5	0.1
Industrial process furnaces and ovens, except parts and attachments.....	11	340711	7.4	1.1	1.0	0.6	0.5	0.1
Parts and attachments for industrial process furnaces and ovens.....	11	3409	10.7	0.0	0.0	2.0	-1.4	0.0
Parts and attachments for industrial process furnaces and ovens.....	11	340901	10.7	0.0	0.0	2.0	-1.4	0.0
Cutting tools and accessories.....	11	35	4.2	0.6	0.1	0.9	0.5	0.9
Small cutting tools.....	11	3501	3.1	0.2	0.2	1.1	0.2	1.1
End mills and milling cutters.....	11	350144	1.9	0.1	0.1	0.8	0.0	0.2
Threading tools, including blanks, tips and inserts.....	11	350145	2.0	0.0	0.0	0.0	1.7	0.0
Carbon and high-speed steel, shank, solid, tipped carbide twist drills.....	11	350146	3.0	0.0	1.1	0.7	0.0	0.0
Taps, carbide indexable, and throwaway inserts for machine tools.....	11	350147	4.1	0.0	0.1	1.4	0.9	0.0
Other cutting tools for machine tools, excluding tips and blanks.....	11	350149	3.4	0.2	0.1	1.2	0.0	1.8
Precision measuring tools.....	11	3502	-	2.9	0.0	0.0	-	-
Precision measuring tools.....	11	350243	-	2.9	0.0	0.0	-	-
Other machine tool attachments and accessories.....	11	3505	10.1	0.7	0.0	1.1	2.9	1.0
Other machine tool attachments and accessories.....	11	350501	10.1	0.7	0.0	1.1	2.9	1.0
Abrasive products.....	11	36	11.3	1.7	0.4	0.5	0.1	3.7
Nonmetallic sized grains, powders, and flour abrasives (incl. graded only).....	11	3601	10.0	0.0	0.0	0.0	0.0	9.9
Nonmetallic sized grains, powders, and flour abrasives (incl. graded only).....	11	360105	10.0	0.0	0.0	0.0	0.0	9.9
Nonmetallic abrasive products (including diamond abrasives).....	11	3603	6.5	0.4	0.5	0.3	0.3	2.4
Nonmetallic abrasive products (including diamond abrasives).....	11	360311	6.5	0.4	0.5	0.3	0.3	2.4
Nonmetallic coated abrasive products and buffing wheels, polishing wheels, and laps.....	11	3605	9.9	3.3	0.6	1.9	0.0	1.6
Nonmetallic coated abrasive products and buffing wheels, polishing wheels, and laps.....	11	360505	9.9	3.3	0.6	1.9	0.0	1.6
Metal cutting machine tools.....	11	37	4.9	0.3	0.1	0.7	0.0	1.3
Other metal-cutting machine tools.....	11	3720	4.4	0.1	0.0	1.1	0.0	1.0
Other metal-cutting machine tools.....	11	372041	4.4	0.1	0.0	1.1	0.0	1.0
Metal machining centers.....	11	3721	5.5	0.0	0.2	0.0	0.0	2.7

See footnotes at end of table.

Table 7. Producer price index percentage changes for commodity and service groupings and individual items, not seasonally adjusted — Continued
 [December 2021]

Title	Commodity code		Unadjusted 12-month percent change ¹	Unadjusted 1-month percent change ¹				
	Group code	Item code		Dec. 2020 to Dec. 2021 ^P	July to Aug.	Aug. to Sept. ^P	Sept. to Oct. ^P	Oct. to Nov. ^P
Metal machining centers.....	11	372121	5.5	0.0	0.2	0.0	0.0	2.7
Rebuilt metal-cutting machine tools and parts for metal-cutting machine tools.....	11	3753	6.7	1.2	0.0	0.0	0.0	1.1
Rebuilt metal-cutting machine tools and parts for metal-cutting machine tools.....	11	375311	6.7	1.2	0.0	0.0	0.0	1.1
Metal forming machine tools.....	11	38	3.0	0.0	0.2	0.0	0.5	0.6
Metal-forming machine tools (except rebuilt and parts).....	11	3826	2.5	0.0	0.1	0.0	0.0	0.5
Metal punching and shearing (power & manual), and bending and forming machines (power only).....	11	382611	1.8	0.0	0.2	0.0	0.1	0.0
Metalworking presses (except forging and die-stamping presses).....	11	382631	2.7	0.0	0.0	0.0	0.0	2.7
Other metal-forming machine tools (except presses).....	11	382651	-	0.0	0.0	0.0	0.0	-
Rebuilt metal-forming machine tools and parts for metal-forming machine tools.....	11	3852	4.9	0.0	0.5	0.0	2.2	1.1
Rebuilt metal-forming machine tools and parts for metal-forming machine tools.....	11	385205	4.9	0.0	0.5	0.0	2.2	1.1
Tools, dies, jigs, fixtures & ind. molds.....	11	39	6.1	0.5	0.1	1.3	0.5	0.3
Special tools, dies, jigs, and fixtures.....	11	3901	6.8	0.8	0.1	1.9	0.2	0.5
Special tools, dies, jigs, and fixtures.....	11	390135	6.7	0.8	0.1	1.9	0.2	0.5
Jigs and fixtures, including parts.....	11	3901351	15.3	0.9	0.2	4.7	0.0	1.3
Metalworking dies and die sets.....	11	3901353	2.5	0.9	0.1	0.3	0.0	0.1
Standard punches, industrial prototypes, die parts & other special tooling for dies.....	11	3901357	3.4	0.4	0.2	1.0	0.8	0.0
Industrial molds and mold boxes.....	11	3903	5.1	0.0	0.0	0.4	0.9	0.0
Industrial injection-type molds made of metal for plastics.....	11	390312	5.1	0.0	0.0	0.0	1.4	0.0
Other industrial molds and mold boxes.....	11	390331	5.2	0.0	0.0	0.6	0.6	0.0
Other metalworking machinery.....	11	3A02	3.4	0.2	0.3	0.3	0.0	0.0
Other metalworking machinery.....	11	3A0201	3.4	0.2	0.3	0.3	0.0	0.0
Rolling mill machinery.....	11	3B	0.8	0.0	0.0	0.0	0.0	0.0
Rolling mill machinery.....	11	3B01	0.8	0.0	0.0	0.0	0.0	0.0
Rolling mill machinery.....	11	3B0101	0.8	0.0	0.0	0.0	0.0	0.0
General purpose machinery and equipment.....	11	4	10.2	0.8	1.0	1.0	0.7	0.8
Pumps, compressors, and equipment.....	11	41	7.7	0.2	1.1	0.4	0.4	0.4
Industrial pumps, except hydraulic fluid power pumps.....	11	4102	8.6	0.0	2.5	0.2	0.0	0.0
Industrial pumps, except hydraulic fluid power pumps.....	11	410212	8.6	0.0	2.5	0.2	0.0	0.0
Parts and attachments for air and gas compressors and vacuum pumps.....	11	4107	7.9	0.0	-	-	0.0	0.0
Parts and attachments for air and gas compressors, ex. refrigeration, ice making, & a/c.....	11	410701	-	-	-	-	0.0	0.0
Industrial spraying equipment.....	11	4108	-	0.0	-	-	-	-
Industrial spraying equipment.....	11	410801	-	0.0	-	-	-	-
Domestic water systems.....	11	4113	4.1	0.0	0.0	0.0	0.0	0.0
Domestic water systems.....	11	411311	4.1	0.0	0.0	0.0	0.0	0.0
Air and gas compressors and vacuum pumps.....	11	4115	9.4	0.1	1.7	0.4	0.5	0.0
Air and gas compressors and vacuum pumps.....	11	411501	9.4	0.1	1.7	0.4	0.5	0.0
Other pumps, including parts and attachments.....	11	4119	7.7	0.6	0.3	0.4	0.5	1.7
Parts and attachments for pumps.....	11	411911	5.4	0.0	0.4	0.1	0.0	0.0
All other pumps, including domestic sump, oil well, and oil field pumps.....	11	411915	8.9	1.0	0.2	0.5	0.8	2.5
Domestic sump pumps.....	11	4119151	-	-	-	-	-	-
Other pumps, except automotive circulating pumps, and measuring & dispensing pumps.....	11	4119155	10.4	2.3	0.0	0.8	1.9	1.2
Elevators, escalators, and other lifts.....	11	42	16.7	0.2	0.3	1.3	0.0	10.4
Elevators and moving stairways.....	11	4201	19.2	0.3	0.3	1.5	0.0	13.0
Elevators and moving stairways.....	11	420112	19.2	0.3	0.3	1.5	0.0	13.0
Parts and attachments for elevators and moving stairs (sold separately).....	11	4202	8.0	0.0	0.1	0.5	0.0	1.4
Parts and attachments for elevators and moving stairs (sold separately).....	11	420221	8.0	0.0	0.1	0.5	0.0	1.4
Fluid power equipment.....	11	43	8.5	1.0	0.2	1.6	0.3	0.9
Fluid power pumps and parts.....	11	4301	5.0	1.1	0.5	0.4	0.2	0.2
Nonaerospace-type reciprocating fluid power pumps.....	11	430112	6.2	0.9	1.0	0.9	0.2	0.4
Nonaerospace-type rotary and other fluid power pumps.....	11	430113	2.2	1.8	0.0	0.0	0.0	0.0
Nonaerospace-type fluid power motors.....	11	430115	5.8	1.2	0.8	0.3	0.5	0.6
Parts for fluid power pumps, motors, and hydrostatic transmissions.....	11	430119	9.9	1.3	0.3	0.1	0.0	0.0
Fluid power valves.....	11	4302	4.6	0.1	0.0	0.1	0.0	0.7
Fluid power valves.....	11	430201	4.6	0.1	0.0	0.1	0.0	0.7
Nonaerospace type hydraulic directional control valves.....	11	4302013	6.8	0.4	0.0	-0.5	0.0	2.0
Nonaerospace type pneumatic directional control valves.....	11	4302015	6.1	0.0	0.0	1.7	0.0	0.0

See footnotes at end of table.

Table 7. Producer price index percentage changes for commodity and service groupings and individual items, not seasonally adjusted — Continued
 [December 2021]

Title	Commodity code		Unadjusted 12-month percent change ¹	Unadjusted 1-month percent change ¹				
	Group code	Item code		Dec. 2020 to Dec. 2021 ^P	July to Aug.	Aug. to Sept. ^P	Sept. to Oct. ^P	Oct. to Nov. ^P
Aerospace type fluid power valves.....	11	430201A	3.5	0.0	0.1	0.3	0.0	0.0
Fluid power cylinders, actuators, accumulators, cushions, & parts.....	11	4303	13.4	2.0	0.1	3.2	0.7	1.4
Non-aerospace hydraulic & all aerospace-type fluid power cylinders.....	11	430312	14.8	1.6	0.0	3.8	1.0	1.6
Non-aerospace pneumatic fluid power cylinders.....	11	430313	2.8	0.0	0.6	0.7	0.0	0.0
Parts for hydraulic & pneumatic cylinders and actuators.....	11	430315	15.0	5.4	0.5	1.9	0.0	1.5
Fluid power hose and tube fittings.....	11	4304	8.5	0.4	0.1	2.1	0.0	1.0
Fluid power hose and tube fittings.....	11	430406	8.5	0.4	0.1	2.1	0.0	1.0
Nonaerospace type flared (metal) fittings, couplings, and assemblies.....	11	4304062	13.1	0.2	0.7	0.0	0.0	7.4
Parts for fluid power valves.....	11	4305	5.8	0.0	0.6	0.0	0.0	0.1
Parts for fluid power valves.....	11	430501	5.8	0.0	0.6	0.0	0.0	0.1
Industrial material handling equipment.....	11	44	14.7	1.2	1.6	1.4	1.8	1.5
Conveying equipment, except parts and accessories.....	11	4402	16.4	2.6	2.4	1.3	1.7	2.4
Unit handling conveyors and conveying systems.....	11	440212	11.0	1.8	0.7	0.4	0.3	1.5
Unit handling gravity and trolley conveyors and conveying systems.....	11	4402122	7.1	0.9	0.1	1.8	0.0	0.5
All other unit handling conveyors, including tow, belt, roller, pneumatic, portable, etc.....	11	4402124	12.0	2.0	0.8	0.0	0.4	1.7
Bulk material handling conveyors and conveying systems.....	11	440216	23.1	3.7	4.5	2.4	3.4	3.5
Industrial trucks, trailers, and stackers.....	11	4403	12.4	0.4	0.8	1.2	1.7	0.9
Industrial trucks, tractors, mobile straddle carriers & cranes, & automatic stacking machines.....	11	44035	11.2	0.4	1.0	1.2	2.1	0.9
Work trucks with lifting & handling equipment, riding, electric, self-propelled.....	11	440353	8.6	0.0	0.7	0.7	5.4	0.1
Work trucks with lifting & handling equipment, non-riding electric or any non-electric.....	11	440356	8.7	0.6	0.4	0.0	0.0	1.3
Work trucks not fitted with lifting & handling equipment, electric or non-electric.....	11	440357	16.3	0.0	3.0	3.2	0.0	1.6
Bulk powered material moving equipment, dock boards, and metal pallets and skids.....	11	440358	20.9	2.5	0.1	2.7	1.1	0.6
Parts and attachments for industrial trucks and tractors.....	11	440378	19.3	0.0	0.2	1.7	0.1	1.3
Hoists, overhead cranes, and monorail systems.....	11	4404	16.6	1.0	2.2	1.4	1.6	1.1
Hoists and parts and attachments for hoists (sold separately).....	11	440481	12.1	-0.1	1.4	0.0	5.3	0.5
Overhead traveling cranes and monorail systems, including parts and attachments sold separately.....	11	440485	19.7	1.6	2.6	2.2	-0.6	1.4
Parts and accessories for conveyors and conveying systems.....	11	4406	21.1	1.8	2.7	2.3	2.0	2.1
Parts and accessories for unit handling conveyors and conveying systems.....	11	440601	14.9	0.9	1.2	0.6	0.6	2.6
Parts and accessories for bulk material handling conveyors and conveying systems.....	11	440602	26.4	2.6	4.1	3.8	3.2	1.7
Mechanical power transmission equipment.....	11	45	8.1	1.1	0.7	0.5	0.6	0.3
Speed changers, drives, gears.....	11	4501	7.1	0.9	1.0	0.8	0.6	0.1
Loose gear, pinions and racks.....	11	450108	-	-	-	-	0.0	-
Speed changers and industrial high speed drives & parts other than loose gearing.....	11	450117	5.3	1.0	0.0	0.6	0.9	0.2
Other power transmission equipment.....	11	4502	9.0	1.3	0.4	0.3	0.5	0.4
Mechanical power transmission equipment, excl. speed changers, drives, & gears.....	11	450212	7.8	1.7	0.5	0.4	0.7	0.6
Scales and balances.....	11	46	11.9	1.0	1.2	0.8	0.3	0.3
Vehicle and industrial scales.....	11	4611	9.8	1.5	1.2	0.2	0.3	0.2
Vehicle and industrial scales.....	11	461101	9.8	1.5	1.2	0.2	0.3	0.2
Motor truck and railroad track scales.....	11	4611011	7.2	1.7	0.6	0.5	0.0	0.0
Industrial scales (including automatic checkweigher and bulkweigher scales).....	11	4611012	13.9	0.7	1.2	0.0	0.7	0.4
Miscellaneous non-vehicle scales (crane, susp., tank, hopper, measuring dev, lab, bulk conveyer).....	11	4611013	8.5	2.3	2.3	0.0	0.0	0.0
Retail, commercial, household, and mailing scales and balances.....	11	4612	7.0	0.0	0.2	0.0	0.0	0.0
Retail, commercial, household, and mailing scales and balances.....	11	461201	7.0	0.0	0.2	0.0	0.0	0.0
Parts, attachments, and accessories for scales and balances.....	11	4613	18.1	0.8	1.7	2.1	0.4	0.6
Parts, attachments, and accessories for scales and balances.....	11	461301	18.1	0.8	1.7	2.1	0.4	0.6
Air purification equipment and industrial and commercial fans and blowers...	11	47	9.6	0.9	1.4	0.2	0.5	0.2
Fan, blower, air purification equipment.....	11	4701	9.6	0.9	1.4	0.2	0.5	0.2
Dust collection and other air purification equipment for cleaning incoming air.....	11	470143	9.0	0.3	3.3	0.3	0.5	0.0
Air filters for air-conditioners and furnaces, etc., of 2400 CFM or less, except parts.....	11	4701431	10.0	0.5	4.3	0.4	0.5	0.0
Other dust collection and air purification equipment, except parts.....	11	4701432	5.8	0.0	2.6	0.6	0.5	0.0
Parts for dust collection and air purification equipment.....	11	4701433	9.6	0.0	1.6	0.0	0.5	0.0
Industrial and commercial fans and blowers.....	11	470145	18.6	2.2	1.1	0.3	0.9	0.5

See footnotes at end of table.

Table 7. Producer price index percentage changes for commodity and service groupings and individual items, not seasonally adjusted — Continued
 [December 2021]

Title	Commodity code		Unadjusted 12-month percent change ¹	Unadjusted 1-month percent change ¹				
	Group code	Item code		Dec. 2020 to Dec. 2021 ^P	July to Aug.	Aug. to Sept. ^P	Sept. to Oct. ^P	Oct. to Nov. ^P
Centrifugal blower filter units, and classes I-IV centrifugal fans, except parts.....	11	4701452	16.4	0.0	3.8	0.4	1.2	0.6
Other centrifugal fans and blowers, except parts.....	11	4701453	18.5	4.1	1.4	0.0	1.4	0.0
Axial fans and industrial propeller fans, except parts.....	11	4701457	18.7	0.0	2.3	0.0	0.8	0.4
Power roof ventilators, except parts.....	11	4701458	15.9	0.1	-2.4	0.0	0.0	1.6
Parts and accessories for fans and blowers.....	11	4701459	36.5	4.1	3.0	4.0	0.4	0.3
Air conditioning and refrigeration equip.....	11	48	14.8	1.3	1.9	1.8	0.8	1.0
Unitary air-conditioners, except air source heat pumps.....	11	4802	6.2	1.4	0.7	-0.8	0.2	0.4
Unitary air-conditioners, except air source heat pumps.....	11	480222	6.2	1.4	0.7	-0.8	0.2	0.4
Commercial refrigeration equipment.....	11	4803	21.7	0.6	2.9	4.8	0.9	0.0
Commercial refrigeration equipment.....	11	480331	21.7	0.6	2.9	4.8	0.9	0.0
All other miscellaneous refrigeration and air-conditioning equipment.....	11	4806	29.8	0.6	0.0	13.5	0.7	4.5
All other miscellaneous refrigeration and air-conditioning equipment.....	11	480631	29.9	0.6	0.0	13.5	0.7	4.5
Heat transfer equipment, including heat pumps.....	11	4807	14.0	1.7	2.3	0.4	0.1	1.9
Heat transfer equipment, except dehumidifiers.....	11	480732	15.6	1.0	2.3	0.9	0.2	2.4
Heat pumps.....	11	480734	7.4	4.8	2.1	-2.0	-0.1	0.0
Parts and accessories for air conditioning and heat transfer equipment.....	11	4809	17.8	2.2	0.0	0.1	0.7	0.3
Parts and accessories for air conditioning and heat transfer equipment.....	11	480901	17.8	2.2	0.0	0.1	0.7	0.3
Refrigeration condensing units.....	11	4815	29.5	0.0	1.8	2.9	6.2	0.0
Refrigeration condensing units.....	11	481511	29.5	0.0	1.8	2.9	6.2	0.0
Miscellaneous general purpose equipment.....	11	49	7.0	0.5	0.6	0.6	0.4	0.3
Metal valves, except fluid power.....	11	4902	5.4	0.6	0.2	1.1	0.4	0.2
Gates, globes, angles, and checks.....	11	490201	5.0	0.7	0.2	0.7	1.0	0.0
Gates, globes, angles, straightway (Y-type) checks, stop & check, 3- & 4-way, etc.....	11	4902011	5.8	1.0	0.0	0.8	1.2	0.0
Industrial valves for water works and municipal equipment.....	11	4902012	-	0.0	0.6	0.3	0.6	-
Industrial ball valves, incl. manual and power operated.....	11	490202	3.4	1.4	0.0	-0.1	-0.2	0.1
Industrial butterfly valves, incl. manual and power operated.....	11	490203	4.0	0.6	0.0	0.0	0.0	0.0
Industrial plug valves.....	11	490204	9.7	0.2	6.2	0.0	3.1	0.0
Plumbing and heating valves and specialties, except plumbers' brass goods.....	11	490205	-	0.0	0.0	0.0	0.0	0.0
Other industrial valves, including nuclear.....	11	490209	7.2	0.1	0.1	2.6	0.0	0.5
Automatic regulating and control valves.....	11	490211	6.6	0.6	0.0	4.0	0.0	0.8
Metal pipe fittings, flanges, and unions.....	11	4903	15.7	0.4	0.7	0.5	0.2	1.3
Metal pipe fittings, flanges, and unions.....	11	490301	15.7	0.4	0.7	0.5	0.2	1.3
Ball and roller bearings.....	11	4905	6.4	0.6	0.4	0.0	1.0	-0.9
Ball bearings, complete, unmounted.....	11	490531	4.8	0.0	1.5	0.0	0.0	0.0
Mounted bearings, except plain.....	11	490534	12.3	2.5	1.1	0.0	3.2	-2.0
Parts and components for ball and roller bearings, incl. balls and rollers.....	11	490535	10.6	1.8	0.8	0.1	0.0	0.0
Tapered roller bearings (including cups & cones), unmounted.....	11	490537	7.7	0.0	-0.3	0.0	-	-
Other roller bearings, unmounted.....	11	490538	2.1	0.6	-0.8	0.0	0.0	0.0
Industrial patterns.....	11	4907	6.0	0.0	0.0	0.0	1.2	1.3
Industrial patterns.....	11	490701	6.0	0.0	0.0	0.0	1.2	1.3
Filters and strainers.....	11	4908	8.6	0.2	2.8	0.1	0.4	-0.1
Filters and strainers, except fluid power.....	11	490805	8.5	0.3	1.3	0.2	0.4	-0.1
Industrial filters and strainers and reusable media, except fluid power.....	11	4908051	8.0	0.4	0.4	0.1	0.4	0.0
Nonreusable media for filters and strainers, except fluid power.....	11	4908052	13.6	0.0	9.2	0.0	0.8	0.0
Parts and accessories for filters and strainers, except fluid power.....	11	4908053	4.4	0.0	0.0	3.5	0.4	-3.3
Other miscellaneous general purpose equipment.....	11	4911	5.2	0.5	0.0	0.6	0.1	1.1
General industrial machinery equipment, n.e.c.....	11	491102	5.7	0.5	0.0	0.6	0.1	1.3
Electronic computers and computer equipment.....	11	5	3.9	0.5	-0.2	0.6	0.4	0.8
Electronic computers.....	11	51	14.9	2.0	-3.4	2.5	1.7	3.3
Electronic computers.....	11	5101	14.9	2.0	-3.4	2.5	1.7	3.3
Personal computers and workstations (excluding portable computers).....	11	510114	8.2	0.2	-0.5	0.6	-0.4	0.3
Portable computers, laptops, tablets and other single user computers.....	11	510115	-1.2	1.6	-2.8	-0.2	0.1	-0.9
Host computers, multiusers (mainframes, UNIX and PC servers).....	11	510116	18.3	2.7	-4.5	3.4	2.6	4.5
Computer storage devices.....	11	52	3.1	0.8	1.9	0.0	0.0	0.0
Computer storage devices (except parts, attachments and accessories).....	11	5201	3.4	1.0	2.3	0.0	0.0	0.0
Computer storage devices (except parts, attachments and accessories).....	11	520101	3.4	1.0	2.3	0.0	0.0	0.0
Computer peripheral equipment and parts.....	11	54	-1.2	-0.7	-0.1	0.0	0.0	0.0
POS terminals, funds-transfer devices, computer terminals & other computer peripheral equip.....	11	5406	-1.7	-1.0	-0.1	0.0	0.0	-0.1

See footnotes at end of table.

Table 7. Producer price index percentage changes for commodity and service groupings and individual items, not seasonally adjusted — Continued
 [December 2021]

Title	Commodity code		Unadjusted 12-month percent change ¹	Unadjusted 1-month percent change ¹				
	Group code	Item code		Dec. 2020 to Dec. 2021 ^P	July to Aug.	Aug. to Sept. ^P	Sept. to Oct. ^P	Oct. to Nov. ^P
POS terminals, funds-transfer devices, computer terminals & other computer peripheral equip.....	11	540602	-1.6	-1.0	-0.1	0.0	0.0	-0.1
Special industry machinery and equipment.....	11	6	11.6	0.6	1.6	0.1	1.1	0.6
Food products machinery.....	11	61	7.1	0.4	1.2	1.0	1.7	0.9
Dairy and milk products plant machinery and equipment.....	11	6101	11.7	0.0	1.5	2.9	4.6	0.4
Dairy and milk products plant machinery and equipment.....	11	610111	11.7	0.0	1.5	2.9	4.6	0.4
Commercial food products machinery (except packaging and cooking equipment).....	11	6104	6.8	0.1	0.2	1.0	1.3	1.7
Commercial food products machinery (except packaging and cooking equipment).....	11	610409	6.8	0.1	0.2	1.0	1.3	1.7
Industrial food products machinery for processing foods, beverages, & animal & fowl feed.....	11	6105	5.2	1.1	2.1	0.0	0.7	0.2
Industrial food products machinery for processing foods, beverages, & animal & fowl feed.....	11	610501	5.2	1.1	2.1	0.0	0.7	0.2
Other industrial food and feed machinery.....	11	6105012	4.9	0.7	2.7	0.0	0.6	0.4
Machinery for sorting, grading, and cleaning fruits, vegetables, eggs, and for processing meat.....	11	6105013	7.5	2.5	1.8	0.0	1.1	0.0
Parts and attachments for industrial food and feed products machinery.....	11	6105014	2.7	0.0	1.0	0.2	0.3	0.0
Textile machinery and equipment.....	11	62	1.0	0.4	0.0	0.0	0.0	0.2
Textile machinery (except parts, attachments, and accessories).....	11	6212	0.2	0.0	0.0	0.0	0.0	0.0
Textile machinery (except parts, attachments, and accessories).....	11	621201	0.2	0.0	0.0	0.0	0.0	0.0
Textile machinery parts and attachments.....	11	6277	2.9	1.4	0.0	0.0	0.0	0.8
Textile machinery parts and attachments.....	11	627701	3.0	1.4	0.0	0.0	0.0	0.8
Sawmill and woodworking machinery.....	11	63	9.0	0.1	1.4	0.1	0.3	0.0
Sawmill and woodworking machinery.....	11	6306	9.0	0.1	1.4	0.1	0.3	0.0
Sawmill and woodworking machinery, excluding parts and attachments (sold separately).....	11	630602	9.6	0.1	1.7	0.1	0.3	0.0
Parts, attachments, & accessories for sawmill & woodworking machinery.....	11	630603	5.7	0.1	0.0	0.0	0.5	0.3
Paper industries machinery.....	11	64	5.6	0.7	0.7	0.1	0.8	1.0
Paper industries machinery.....	11	6401	5.6	0.7	0.7	0.1	0.8	1.0
Paper industries machinery, excluding parts & attachments (sold separately).....	11	640114	4.4	0.5	0.3	0.2	0.3	0.8
Parts and attachments for paper industries machinery.....	11	640115	6.9	0.9	1.3	0.0	1.5	1.3
Printing trades machinery and equipment.....	11	65	6.8	1.7	-0.1	0.1	0.8	3.0
Printing presses.....	11	6508	10.5	4.5	0.0	0.0	0.0	5.7
Printing presses.....	11	650830	10.5	4.5	0.0	0.0	0.0	5.7
Other printing machinery and equipment.....	11	6509	5.7	0.9	-0.1	0.1	1.1	2.2
Other printing machinery and equipment, incl. pre-press preparation equipment & plates.....	11	650912	5.4	-0.2	-0.3	-1.0	1.0	2.9
Parts, attachments, & accessories for printing trades machinery.....	11	650913	5.8	1.3	0.0	0.7	1.2	1.8
Other special industry machinery.....	11	66	16.5	0.3	3.2	-0.1	0.2	0.0
Plastics and rubber working machinery.....	11	6603	-1.8	-0.1	0.1	0.0	0.1	-0.1
Plastics working machinery and equipment, excluding patterns and molds, including parts.....	11	66039	-2.1	-0.1	0.1	0.0	0.1	-0.1
Plasticworking machinery (excluding parts).....	11	660391	-3.4	0.0	0.0	0.0	0.0	0.0
Parts for plasticworking machinery.....	11	660395	3.1	-0.4	0.5	-0.1	0.6	-0.4
Miscellaneous special industry machinery.....	11	6606	19.4	0.3	3.6	-0.1	0.3	0.0
Semiconductor manufacturing machinery and parts.....	11	660638	-1.4	0.0	0.0	0.0	0.0	0.0
Packing, packaging, and bottling machinery and parts.....	11	67	10.1	1.5	0.0	0.0	2.3	2.9
Packing, packaging, and bottling machinery and parts.....	11	6705	10.1	1.5	0.0	0.0	2.3	2.9
Packing, packaging, and bottling machinery, excluding parts.....	11	670501	7.0	1.8	0.0	0.0	3.0	0.6
Parts for packing, packaging, and bottling machinery.....	11	670502	16.4	0.8	0.0	0.0	0.8	7.8
Service industry machinery and parts.....	11	68	9.0	0.7	0.2	0.2	2.0	0.5
Service industry machinery and parts.....	11	6801	9.0	0.7	0.2	0.2	2.0	0.5
Commercial cooking and food warming equipment.....	11	680118	16.5	0.8	0.1	0.3	5.8	0.0
Commercial cooking equipment incl. ranges, deep-fat fryers, etc. except electric.....	11	6801181	23.1	1.0	0.0	0.0	8.3	0.0
Commercial electric cooking equipment, incl. ranges, deep-fat fryers, etc.....	11	6801182	9.2	0.3	0.3	0.8	3.0	0.0
Parts and accessories for commercial cooking and food warming equipment.....	11	6801183	3.8	1.1	-0.1	0.1	0.0	0.0
Other service industry machinery, incl. electronic teaching mach. & auto. maintenance equipment.....	11	680123	5.5	0.6	0.4	0.1	0.3	0.8
All other parts and attachments for service industry equipment.....	11	6801232	9.1	0.0	0.0	0.0	0.9	0.0

See footnotes at end of table.

Table 7. Producer price index percentage changes for commodity and service groupings and individual items, not seasonally adjusted — Continued
 [December 2021]

Title	Commodity code		Unadjusted 12-month percent change ¹ Dec. 2020 to Dec. 2021 ^P	Unadjusted 1-month percent change ¹				
	Group code	Item code		July to Aug.	Aug. to Sept. ^P	Sept. to Oct. ^P	Oct. to Nov. ^P	Nov. to Dec. ^P
Commercial and industrial floor & carpet cleaning machines, excl. vacuum cleaners.....	11	6801233	5.3	1.5	0.0	0.0	0.0	0.0
Electronic teaching machines, teaching aids, etc., incl. kits.....	11	6801235	0.0	0.0	0.0	0.0	0.0	0.0
Other service industry equipment.....	11	6801236	8.9	0.5	0.7	0.3	0.4	1.4
Commercial laundry and drycleaning machinery products.....	11	69	5.7	0.0	0.0	1.3	1.3	0.0
Commercial laundry and drycleaning machinery products.....	11	6909	5.7	0.0	0.0	1.3	1.3	0.0
Commercial laundry and drycleaning machinery products.....	11	690901	5.7	0.0	0.0	1.3	1.3	0.0
Electrical machinery and equipment.....	11	7	5.2	0.4	1.1	0.5	0.5	0.4
Wiring devices.....	11	71	27.1	1.9	2.1	1.6	1.9	2.1
Current-carrying wiring devices.....	11	7101	10.3	0.3	0.8	0.3	0.5	1.3
Current-carrying switches for electrical circuitry (including vehicular switches).....	11	710143	7.3	0.3	0.4	-0.4	0.0	0.0
Current-carrying wire connectors for electrical circuitry.....	11	710144	11.3	0.2	0.5	0.4	0.6	0.0
Current-carrying wiring devices n.e.c.....	11	710147	12.8	0.3	1.6	1.1	1.1	4.2
Noncurrent-carrying wiring devices.....	11	7102	42.6	3.2	3.1	2.6	3.0	2.8
Noncurrent-carrying electrical conduit and conduit fittings, incl.plastic conduit & fittings.....	11	710216	78.0	3.0	3.4	4.8	4.7	2.9
Other noncurrent-carrying wiring devices and supplies (boxes, covers, bar hangers, etc.).....	11	710217	19.0	7.8	0.3	2.0	0.5	0.2
Porcelain, steatite, and other ceramic electrical products.....	11	710252	15.3	0.0	1.2	0.2	7.2	2.0
Integrating and measuring instruments.....	11	72	-0.2	0.2	0.2	0.3	-0.1	0.0
Test equipment for electrical, radio, & communication circuits & motors.....	11	7205	-0.3	0.3	0.3	0.5	0.0	0.0
Test equipment for electrical, radio, & communication circuits & motors.....	11	720501	-0.3	0.3	0.3	0.5	0.0	0.0
Electrical integrating instruments and other instruments to measure electricity.....	11	7209	0.0	0.0	0.0	0.0	-0.3	0.0
Electrical integrating instruments and other instruments to measure electricity.....	11	720901	0.0	0.0	0.0	0.0	-0.3	0.0
Motors, generators, motor generator sets.....	11	73	12.0	-0.1	2.5	2.8	3.1	0.3
Fractional horsepower motors and generators.....	11	7303	14.2	0.2	2.8	3.8	4.2	1.6
Fractional horsepower motors and generators.....	11	730312	14.2	0.2	2.8	3.8	4.2	1.6
Integral horsepower motors and generators (excluding land transportation types).....	11	7304	20.9	0.4	5.8	0.4	8.3	0.1
Integral horsepower motors and generators (excluding land transportation types).....	11	730405	20.9	0.4	5.8	0.4	8.3	0.1
Parts and supplies for motors and generators.....	11	7309	7.2	0.0	3.5	0.0	4.1	0.0
Parts and supplies for motors and generators.....	11	730901	7.2	0.0	3.5	0.0	4.1	0.0
Other motors and generators.....	11	7311	7.3	-0.6	0.2	4.5	-0.7	0.0
Other motors and generators.....	11	731101	7.3	-0.6	0.2	4.5	-0.7	0.0
Prime mover generator sets, except steam & hydraulic turbine.....	11	7311012	3.0	-1.6	0.3	5.7	-1.9	0.0
Transformers and power regulators.....	11	74	36.4	0.1	3.1	3.0	5.5	2.5
Power and distribution transformers, except parts.....	11	7409	36.8	0.1	3.1	2.4	5.7	5.3
Power and distribution transformers, except parts.....	11	740999	36.8	0.1	3.1	2.4	5.7	5.3
Other transformers and parts for transformers.....	11	7411	35.0	0.2	3.1	4.9	5.0	-5.6
Switchgear, switchboard, industrial controls equipment.....	11	75	9.6	0.6	2.5	0.1	0.3	2.0
Industrial controls and related parts and accessories.....	11	7507	7.6	0.4	1.9	0.0	0.1	3.2
Industrial controls and related parts and accessories.....	11	750799	7.6	0.4	1.9	0.0	0.1	3.2
General-purpose industrial controls.....	11	7507991	8.3	0.7	1.9	0.0	0.0	3.4
Parts for industrial controls and motor-control accessories.....	11	7507992	5.7	0.0	0.7	0.0	0.0	1.2
Specific-purpose industrial controls.....	11	7507993	6.7	0.0	2.2	0.0	0.2	3.2
Switchgear and switchboard apparatus.....	11	7522	11.2	0.8	3.0	0.1	0.4	1.1
Switchgear and switchboard apparatus.....	11	752201	11.2	0.8	3.0	0.1	0.4	1.1
Low voltage panelboards and distribution boards, 1000 volts or less..	11	7522013	1.6	0.0	0.7	0.1	0.0	0.0
Switchgear, except relays and ducts.....	11	752201A	17.5	1.5	3.8	0.2	0.9	1.9
Communications and related equipment and miscellaneous electronic systems & equipment.....	11	76	3.6	0.0	1.7	0.3	0.1	0.0
Telephone and wireline data networking equipment.....	11	7601	-0.2	0.0	0.0	0.0	1.1	-0.6
Carrier line equipment and external modems.....	11	760112	-	0.0	0.0	-	-	-
Telephone switching and switchboard equipment.....	11	760121	-	0.0	0.0	0.0	-	-
Wireline voice and data network equipment.....	11	760141	-0.4	0.0	0.0	0.1	1.9	-1.1
Other communications and related equipment, including broadcast and wireless.....	11	7603	3.0	0.1	0.7	0.9	0.0	0.3
Broadcast, studio, and related electronic equipment.....	11	760301	1.3	-0.4	0.9	0.1	0.6	0.0
Radio station and wireless communication equipment.....	11	760302	1.8	0.2	0.5	0.6	-0.3	0.0
Other broadcast and wireless communications systems and equipment.....	11	7603023	3.3	0.4	1.1	1.3	-0.5	0.0

See footnotes at end of table.

Table 7. Producer price index percentage changes for commodity and service groupings and individual items, not seasonally adjusted — Continued
 [December 2021]

Title	Commodity code		Unadjusted 12-month percent change ¹	Unadjusted 1-month percent change ¹				
	Group code	Item code		Dec. 2020 to Dec. 2021 ^P	July to Aug.	Aug. to Sept. ^P	Sept. to Oct. ^P	Oct. to Nov. ^P
Intercommunications, alarm and traffic control systems.....	11	760303	9.7	0.0	1.1	2.6	0.7	1.7
Alarm systems, including electric sirens and horns.....	11	7603031	6.2	0.0	1.9	-0.8	0.0	0.0
Intercommunications systems, including inductive paging systems....	11	7603033	-	0.0	0.4	1.4	5.2	1.0
Electronic systems and equipment, n.e.c.....	11	7605	2.8	-0.6	1.1	0.0	0.4	0.0
Electronic systems and equipment, n.e.c.....	11	760512	2.8	-0.6	1.1	0.0	0.4	0.0
Search, detection, navigation & guidance systems and equipment.....	11	7606	4.4	0.0	2.6	0.0	0.0	0.0
Search, detection, navigation & guidance systems and equipment.....	11	760613	4.4	0.0	2.6	0.0	0.0	0.0
Electric lamp bulbs, tubes, and components.....	11	77	2.4	0.0	1.1	0.8	0.0	0.0
Electric lamp bulbs, tubes, and components.....	11	7704	2.3	0.0	1.1	0.8	0.0	0.0
Electric lamp bulbs, tubes, and components.....	11	770401	2.3	0.0	1.1	0.8	0.0	0.0
Electronic components and accessories.....	11	78	1.9	0.4	0.1	0.0	0.4	0.3
Capacitors for electronic circuitry.....	11	7811	9.6	0.0	0.0	0.0	0.0	0.0
Capacitors for electronic circuitry.....	11	781148	9.6	0.0	0.0	0.0	0.0	0.0
Resistors for electronic circuitry.....	11	7812	6.0	1.4	0.9	0.0	2.9	0.6
Resistors for electronic circuitry.....	11	781207	6.0	1.4	0.9	0.0	2.9	0.6
Relays for electronic circuitry, industrial control overload, and switchgear type.....	11	7821	1.3	0.3	0.0	0.0	0.0	0.0
Relays for electronic circuitry, industrial control overload, and switchgear type.....	11	782116	1.3	0.3	0.0	0.0	0.0	0.0
Switches, mechanical, for electronic circuitry.....	11	7822	3.3	0.0	0.0	0.0	0.0	0.0
Switches, mechanical, for electronic circuitry.....	11	782299	3.3	0.0	0.0	0.0	0.0	0.0
Connectors for electronic circuitry.....	11	7824	3.5	-0.9	-1.0	1.6	0.0	1.1
Connectors for electronic circuitry.....	11	782481	3.5	-0.9	-1.0	1.6	0.0	1.1
Filters, crystals, and transducers.....	11	7828	0.3	0.0	0.0	0.3	-0.6	0.0
Filters, crystals, and transducers.....	11	782890	0.3	0.0	0.0	0.3	-0.6	0.0
Crystal, filter, piezoelectric, and other related electronic devices (exc. microwave filters).....	11	7828901	0.5	0.0	0.0	0.3	-0.6	0.0
Integrated microcircuits.....	11	7839	-0.9	0.2	0.1	-1.3	1.3	0.4
Integrated microcircuits.....	11	783911	-0.9	0.2	0.1	-1.3	1.3	0.4
Other semiconductor and related devices.....	11	7847	2.1	1.8	0.0	0.6	0.0	0.0
Other semiconductor devices, including parts (such as chips, wafers and heat sinks).....	11	784711	2.1	1.8	0.0	0.6	0.0	0.0
Bare printed circuit boards.....	11	7849	3.2	0.0	0.0	0.0	0.0	0.0
Bare printed circuit boards.....	11	784901	3.3	0.0	0.0	0.0	0.0	0.0
Electronic coils, transformers, and other inductors.....	11	7853	8.5	0.0	1.3	0.9	0.0	0.9
Electronic coils, transformers, and other inductors.....	11	785399	8.5	0.0	1.3	0.9	0.0	0.9
Microwave components, electron tubes, and other electronic components, n.e.c.....	11	7856	5.6	1.6	0.7	0.7	-0.1	0.1
Microwave components, electron tubes, and other electronic components, n.e.c.....	11	785600	5.6	1.6	0.7	0.7	-0.1	0.1
Printed circuit assemblies, loaded boards, modules and consumer external modems.....	11	7861	1.2	-0.1	0.2	0.5	0.1	0.2
Printed circuit assemblies, loaded boards, modules and consumer external modems.....	11	786199	1.2	-0.1	0.2	0.5	0.1	0.2
Miscellaneous electrical machinery and equipment.....	11	79	2.3	0.5	0.5	0.7	0.2	0.1
Storage batteries.....	11	7901	10.7	0.9	0.6	2.5	0.8	0.9
Storage batteries, lead acid type, BCI dimensional group 8D or smaller.....	11	790103	9.4	0.3	0.6	3.7	0.1	0.0
Storage batteries, lead acid type, larger than BCI dimensional group 8D.....	11	790104	16.1	3.3	0.3	0.0	0.0	4.5
Storage batteries (excluding lead acid), including parts for all storage batteries.....	11	790105	9.2	0.0	0.9	0.0	6.6	0.0
Storage batteries (excluding lead acid).....	11	7901051	10.8	0.0	1.1	0.0	7.6	0.0
Primary batteries.....	11	7902	2.8	-0.5	1.6	-0.1	1.9	-0.2
Primary batteries.....	11	790229	2.8	-0.5	1.6	-0.1	1.9	-0.2
Carbon and graphite products.....	11	7903	-16.8	-0.1	0.3	0.0	0.6	0.0
X-ray and electromedical equipment.....	11	7905	0.1	0.0	0.0	0.0	0.0	0.0
Irradiation equipment.....	11	790512	-0.3	0.0	0.0	0.0	0.0	0.0
Electromedical equipment, including diagnostic, therapeutic and patient monitoring equipment.....	11	790541	0.2	0.0	0.0	0.0	0.0	0.0
Miscellaneous electrical industrial apparatus.....	11	7929	20.3	3.9	2.4	2.3	-0.8	0.0
Rectifying apparatus.....	11	792902	11.5	5.3	0.0	0.4	0.0	0.1
Other electrical equipment for industrial use, except for electronic circuitry.....	11	792904	28.9	2.7	4.5	4.0	-1.5	0.0
All other electrical equipment and components, except industrial.....	11	7939	20.4	0.2	0.5	18.7	0.1	0.1
All other electrical equipment and components, except industrial.....	11	793901	20.4	0.2	0.5	18.7	0.1	0.1
Miscellaneous instruments.....	11	8	3.4	0.0	0.2	0.4	0.4	0.8

See footnotes at end of table.

Table 7. Producer price index percentage changes for commodity and service groupings and individual items, not seasonally adjusted — Continued
 [December 2021]

Title	Commodity code		Unadjusted 12-month percent change ¹	Unadjusted 1-month percent change ¹				
	Group code	Item code		Dec. 2020 to Dec. 2021 ^P	July to Aug.	Aug. to Sept. ^P	Sept. to Oct. ^P	Oct. to Nov. ^P
Automatic environmental controls for monitoring residential, commercial, and appliance use.....	11	81	7.7	0.2	2.0	1.8	0.0	0.9
Automatic environmental controls for monitoring residential, commercial, and appliance use.....	11	8105	7.6	0.2	2.0	1.8	0.0	0.9
Automatic environmental controls for monitoring residential, commercial, and appliance use.....	11	810501	7.6	0.2	2.0	1.8	0.0	0.9
Industrial process control instruments.....	11	82	2.6	0.1	0.2	0.7	0.1	0.1
Industrial process control instruments.....	11	8201	2.6	0.1	0.2	0.7	0.1	0.1
Industrial process control instruments.....	11	820171	2.6	0.1	0.2	0.7	0.1	0.1
Fluid meters and counting devices.....	11	84	5.7	0.0	0.6	0.0	1.2	0.0
Fluid meters and counting devices.....	11	8401	5.7	0.0	0.6	0.0	1.2	0.0
Integrating and totalizing meters for gases or liquids.....	11	840102	6.2	0.0	0.5	0.0	0.0	0.0
Counting devices.....	11	840103	—	0.0	0.0	0.0	0.0	—
Motor vehicle indicating instruments.....	11	840104	—	0.0	1.4	0.0	5.1	—
Engineering and scientific instruments.....	11	85	5.1	0.1	0.1	-0.1	0.5	4.2
Aeronautical, nautical, and navigational instruments.....	11	8501	7.0	0.0	0.0	-0.1	0.8	6.3
Aeronautical, nautical, and navigational instruments.....	11	850111	7.0	0.0	0.0	-0.1	0.8	6.3
Hospital beds and specialized hospital furniture.....	11	8504	1.3	0.3	0.2	0.0	0.0	0.0
Hospital beds and specialized hospital furniture.....	11	850404	1.3	0.3	0.2	0.0	0.0	0.0
Measuring instruments and lenses.....	11	86	2.2	0.0	0.0	0.5	0.3	0.0
Sighting, tracking, and fire-control equipment, optical type.....	11	8601	1.8	0.0	0.0	0.0	1.8	0.0
Sighting, tracking, and fire-control equipment, optical type.....	11	860111	1.8	0.0	0.0	0.0	1.8	0.0
All other miscellaneous optical instruments and lenses.....	11	8602	2.7	0.0	0.0	1.3	0.0	0.6
All other miscellaneous optical instruments and lenses.....	11	860211	2.7	0.0	0.0	1.3	0.0	0.6
Laboratory analytical instruments.....	11	8603	2.1	0.0	0.0	0.5	0.1	-0.1
Laboratory analytical instruments.....	11	860311	2.1	0.0	0.0	0.5	0.1	-0.1
Measuring & controlling devices, n.e.c.....	11	89	2.7	0.0	0.1	0.1	0.2	1.1
Aircraft engine instruments.....	11	8901	1.9	0.0	0.0	-0.5	0.0	0.0
Aircraft engine instruments.....	11	890199	1.9	0.0	0.0	-0.5	0.0	0.0
Nuclear radiation detection & monitoring instruments.....	11	8904	9.3	0.0	0.0	0.6	0.0	6.8
Nuclear radiation detection & monitoring instruments.....	11	890499	9.3	0.0	0.0	0.6	0.0	6.8
Physical properties and kinematic testing equipment.....	11	8905	0.7	0.0	0.1	0.1	0.0	0.0
Physical properties and kinematic testing equipment.....	11	890599	0.7	0.0	0.1	0.1	0.0	0.0
Commercial, geophysical, meteorological & general-purpose instruments.....	11	8906	2.6	0.0	0.1	0.3	0.6	0.6
Commercial, geophysical, meteorological & general-purpose instruments.....	11	890699	2.6	0.0	0.1	0.3	0.6	0.6
Miscellaneous machinery.....	11	9	4.0	0.6	0.2	0.7	0.4	0.5
Oil field and gas field machinery.....	11	91	3.0	0.2	0.0	0.6	0.3	0.0
Oil and gas field drilling, surveying, and cementing machinery (except parts sold separately).....	11	9102	2.7	0.1	0.0	0.6	0.1	0.0
Oil and gas field drilling, surveying, and cementing machinery (except parts sold separately).....	11	910201	2.8	0.1	0.0	0.6	0.1	0.0
Oil field and gas field production machinery (except pumps and parts sold separately).....	11	9104	4.4	0.0	0.0	0.6	1.2	0.0
Oil field and gas field production machinery (except pumps and parts sold separately).....	11	910456	4.4	0.0	0.0	0.6	1.2	0.0
Parts and attachments for oil and gas field machinery and equipment.....	11	9106	1.7	0.8	0.0	0.9	-0.3	0.0
Parts and attachments for oil and gas field drilling machinery and equipment.....	11	910602	—	1.2	0.0	0.0	-0.5	—
Parts and attachments for oil and gas field production machinery and equipment.....	11	910604	3.6	0.0	0.0	2.7	0.0	0.0
Mining machinery and equipment.....	11	92	14.3	0.8	0.2	0.2	5.8	0.1
Mining machinery and equipment (except parts sold separately).....	11	9207	15.5	0.4	0.3	0.1	7.6	0.0
Underground mining machinery (except parts sold separately).....	11	920701	—	0.1	0.3	0.0	3.0	—
Crushing, pulverizing, & screening machinery (except parts sold separately).....	11	920702	27.2	1.6	0.0	0.0	22.4	0.0
Drills and other mining machinery (except parts sold separately).....	11	920703	15.8	0.0	0.6	0.8	3.7	0.0
Mineral processing & beneficiation machinery (except parts sold separately).....	11	920704	27.6	0.0	0.2	1.9	21.5	0.0
Parts and attachments for mining machinery and equipment (sold separately).....	11	9253	11.4	1.8	0.2	0.2	1.5	0.4
Parts and attachments for mining machinery and equipment (sold separately).....	11	925303	11.4	1.8	0.2	0.2	1.5	0.4
Office and store machines and equipment.....	11	93	2.5	0.0	0.0	0.0	0.0	1.5
Coin-operated machines and mechanisms.....	11	9309	2.5	0.0	0.0	0.0	0.0	1.9

See footnotes at end of table.

Table 7. Producer price index percentage changes for commodity and service groupings and individual items, not seasonally adjusted — Continued
 [December 2021]

Title	Commodity code		Unadjusted 12-month percent change ¹	Unadjusted 1-month percent change ¹				
	Group code	Item code		Dec. 2020 to Dec. 2021 ^P	July to Aug.	Aug. to Sept. ^P	Sept. to Oct. ^P	Oct. to Nov. ^P
Coin-operated machines and mechanisms.....	11	930910	2.5	0.0	0.0	0.0	0.0	1.9
Internal combustion engines.....	11	94	2.0	0.3	0.1	0.9	0.0	0.0
Diesel, semidiesel, and dual-fuel engines (except automotive).....	11	9407	3.2	0.0	0.0	2.8	0.0	0.0
Diesel, semidiesel, and dual-fuel engines (except automotive).....	11	940725	3.2	0.0	0.0	2.8	0.0	0.0
Diesel, semidiesel, and dual-fuel engines for automobiles, trucks, and buses.....	11	9408	0.0	0.1	0.0	0.0	0.0	0.0
Diesel, semidiesel, and dual-fuel engines for automobiles, trucks, and buses.....	11	940811	0.0	0.1	0.0	0.0	0.0	0.0
Parts & accessories for internal combustion engines, ex. aircraft & gasoline automotive engines.....	11	9413	2.9	0.1	0.4	1.1	0.0	0.0
Parts & accessories for internal combustion engines, ex. aircraft & gasoline automotive engines.....	11	941301	2.9	0.1	0.4	1.1	0.0	0.0
Machine shop products.....	11	95	4.9	1.5	0.3	0.9	0.0	1.1
Machine shop products.....	11	9505	4.9	1.5	0.3	0.9	0.0	1.1
Machine shop job work and job order repairs.....	11	950501	4.9	1.5	0.3	0.9	0.0	1.1
Turbines and turbine generator sets.....	11	97	3.4	-0.1	0.9	0.3	0.3	0.3
Turbines and turbine generator sets (excluding parts).....	11	9701	3.4	-0.1	0.9	0.3	0.3	0.3
Steam, gas, and other turbines and turbine generators.....	11	970103	0.9	-0.6	0.3	0.3	0.2	0.2
Parts & accessories for turbines, turbine generators, and turbine generator sets.....	11	98	0.2	0.0	0.0	0.1	0.0	0.0
Parts & accessories for turbines, turbine generators, and turbine generator sets.....	11	9801	0.2	0.0	0.0	0.1	0.0	0.0
Parts & accessories for turbines, turbine generators, and turbine generator sets.....	11	980101	0.2	0.0	0.0	0.1	0.0	0.0
Furniture and household durables.....	12	—	10.8	0.4	1.3	0.6	0.8	0.9
Household furniture.....	12	1	13.6	0.6	1.8	0.5	1.2	1.0
Metal household furniture.....	12	11	26.6	2.1	8.7	1.0	-4.6	9.6
Metal household furniture.....	12	1101	26.6	2.1	8.7	1.0	-4.6	9.6
Metal household dining room and kitchen furniture.....	12	110102	20.9	4.4	18.6	-8.0	-10.6	7.0
Other metal household furniture.....	12	110104	31.1	0.3	0.0	10.3	0.6	11.6
Metal household furniture, beds, nonupholstered.....	12	1101041	28.9	0.4	0.0	0.0	1.5	11.6
Wood household furniture.....	12	12	11.9	0.6	1.1	0.5	0.0	1.5
Living room furniture (nonupholstered), wood.....	12	1201	10.7	0.3	1.2	0.2	0.0	1.9
Living room furniture (nonupholstered), wood.....	12	120181	10.7	0.3	1.2	0.2	0.0	1.9
Dining room furniture (nonupholstered), wood.....	12	1202	9.7	0.6	1.5	0.4	0.0	0.7
Dining room furniture (nonupholstered), wood.....	12	120281	9.8	0.6	1.5	0.4	0.0	0.7
Bedroom furniture (nonupholstered), wood.....	12	1203	12.2	0.8	1.0	1.0	0.0	0.8
Bedroom furniture (nonupholstered), wood.....	12	120381	12.2	0.8	1.0	1.0	0.0	0.8
Other wood household furniture.....	12	1204	18.8	1.0	0.6	0.2	0.0	3.9
Other wood household furniture.....	12	120481	18.7	1.0	0.6	0.2	0.0	3.9
Nonupholstered wood infants' & children's furniture.....	12	1204811	18.8	1.0	0.6	0.2	0.0	3.9
Custom nonupholstered wood household furniture sold direct, excl. kitchen cabinets and vanities.....	12	1205	5.0	0.0	0.0	0.0	0.0	0.0
Custom nonupholstered wood household furniture sold direct, excl. kitchen cabinets and vanities.....	12	120581	5.0	0.0	0.0	0.0	0.0	0.0
Upholstered household furniture.....	12	13	16.5	0.2	0.6	0.7	4.9	0.0
Upholstered household furniture.....	12	1301	16.5	0.2	0.6	0.7	4.9	0.0
Dual purpose sleep furniture, incl. convertible sofa.....	12	130123	11.2	0.1	1.0	0.7	0.8	0.0
Upholstered household furniture.....	12	130141	16.8	0.2	0.5	0.7	5.2	0.0
Upholstered household davenports, sofas, loveseats, and settees.....	12	1301411	18.4	0.1	0.6	0.7	5.6	0.0
Upholstered household sectional sofa pieces.....	12	1301412	12.9	0.0	0.1	0.5	5.1	0.0
Upholstered household rocking chairs, including swivel rockers.....	12	1301413	—	1.2	1.5	1.7	2.4	0.0
Other upholstered household furniture, including custom.....	12	1301415	25.0	1.9	1.0	0.8	9.9	0.3
Bedding.....	12	14	9.9	0.5	2.3	0.3	-0.9	0.1
Bedding.....	12	1401	9.9	0.5	2.3	0.3	-0.9	0.1
Innerspring mattresses, excluding crib size.....	12	140104	14.4	0.5	2.9	0.9	0.2	0.1
Mattress foundations.....	12	140107	—	1.2	6.6	-0.1	-1.1	0.4
Mattresses, other types, including crib, foam, waterbed mattresses and mattress inserts.....	12	140114	7.1	0.7	3.5	-0.1	0.3	0.0
Sleep system ensembles and mattresses, excluding conventional waterbeds.....	12	140122	8.6	0.1	0.0	0.0	0.3	0.0
Mattress and foundation sets.....	12	140134	4.2	0.1	-0.4	0.0	-2.9	0.0
Metal porch, lawn, outdoor & casual furniture.....	12	15	9.3	4.0	1.0	0.1	0.0	0.3
Porch and lawn furniture.....	12	1501	9.3	4.0	1.0	0.1	0.0	0.3
Metal porch, lawn, outdoor & casual furniture.....	12	150112	9.3	4.0	1.0	0.1	0.0	0.3

See footnotes at end of table.

Table 7. Producer price index percentage changes for commodity and service groupings and individual items, not seasonally adjusted — Continued
 [December 2021]

Title	Commodity code		Unadjusted 12-month percent change ¹	Unadjusted 1-month percent change ¹				
	Group code	Item code		Dec. 2020 to Dec. 2021 ^P	July to Aug.	Aug. to Sept. ^P	Sept. to Oct. ^P	Oct. to Nov. ^P
Nonupholstered household furniture, except wood and metal.....	12	16	2.0	0.0	0.0	0.0	1.2	0.4
Nonupholstered household furniture, except wood and metal.....	12	1601	2.0	0.0	0.0	0.0	1.2	0.4
Nonupholstered household furniture, except wood and metal.....	12	160101	2.0	0.0	0.0	0.0	1.2	0.4
Commercial furniture.....	12	2	12.5	-0.4	1.7	0.4	0.7	0.7
Wood office furniture and store fixtures.....	12	21	10.4	-1.2	1.3	1.3	0.3	0.4
Wood office furniture and store fixtures.....	12	2101	10.4	-1.2	1.3	1.3	0.3	0.4
Wood office seating, including upholstered.....	12	210112	7.3	0.0	0.5	0.8	0.0	0.4
Wood office desks and extensions.....	12	210113	7.0	0.5	0.3	2.2	-0.8	1.1
Wood office files, storage units, and tables.....	12	210114	4.2	0.0	0.3	1.4	0.0	1.0
Wood office furniture, other types (incl. panel/desk systems).....	12	210116	1.1	0.0	0.2	0.2	0.0	0.8
Fixtures for stores, banks and offices.....	12	210161	12.4	-1.6	1.6	1.3	0.4	0.2
Custom architectural woodwork, millwork, and fixtures.....	12	2101611	11.4	-0.1	1.9	0.8	0.3	0.0
Wood lockers, partitions, and shelving (except custom).....	12	2101612	20.5	-0.6	0.4	8.7	0.3	1.5
Wood furniture dimensions and nonwood furniture parts and frames..	12	2101615	20.2	-2.6	-0.3	6.3	-0.3	1.7
Nonwood furniture and store fixtures.....	12	22	13.5	0.0	2.1	-0.5	0.8	0.4
Nonwood commercial storage units, files, and tables.....	12	2202	6.1	1.6	-0.9	1.3	1.7	0.5
Nonwood commercial storage units, files, and tables.....	12	220202	6.1	1.6	-0.9	1.3	1.7	0.5
Nonwood commercial furniture.....	12	2203	1.5	-1.3	0.7	-2.6	1.7	-1.1
Nonwood office seating.....	12	220325	-3.1	-4.4	1.7	-5.4	5.9	-1.2
Nonwood office furniture panel systems, and other nonwood office furniture.....	12	220326	3.2	-0.4	0.3	-1.4	-0.3	-1.3
Nonwood partitions and fixtures.....	12	2204	31.5	0.7	4.6	0.9	-0.4	1.7
Storage racks and accessories, except wood.....	12	220407	49.9	0.0	0.0	5.2	0.3	0.0
Fixtures (bank, office, and store) except wood.....	12	220409	16.4	2.3	1.1	-1.2	0.7	9.0
Public building furniture.....	12	23	12.8	0.0	1.5	0.3	2.2	1.5
Public building furniture.....	12	2301	12.8	0.0	1.5	0.3	2.2	1.5
School furniture (except stone and concrete), excluding library furniture.....	12	230101	5.6	0.0	1.1	0.7	0.4	1.9
Public building and related furniture, excluding school & restaurant furniture.....	12	230102	17.3	0.0	1.7	0.0	3.1	1.3
Commercial furniture and fixtures, n.e.c.....	12	24	16.1	0.7	1.9	1.3	0.8	2.6
Commercial furniture and fixtures, n.e.c.....	12	2401	16.1	0.7	1.9	1.3	0.8	2.6
Bar, bowling center, cafeteria, and restaurant furniture.....	12	240104	23.6	0.5	2.4	1.4	0.0	4.8
Other commercial and institutional furniture and fixtures, n.e.c.....	12	240108	12.2	0.8	1.6	1.2	1.3	1.4
Floor coverings.....	12	3	7.4	1.7	0.7	1.5	1.2	0.0
Carpets and rugs.....	12	31	8.7	2.1	0.8	1.8	1.4	0.0
Carpet and rugs.....	12	3101	8.7	2.1	0.8	1.8	1.4	0.0
Carpet and rugs.....	12	310101	8.7	2.1	0.8	1.8	1.4	0.0
Resilient floor coverings.....	12	32	1.2	-0.2	0.0	0.0	0.0	0.0
Resilient floor coverings.....	12	3201	-	-0.2	0.0	0.0	0.0	0.0
Resilient floor coverings.....	12	320170	-	-0.2	0.0	0.0	0.0	0.0
Household appliances.....	12	4	7.1	0.7	1.3	0.6	0.3	2.1
Major appliances.....	12	41	7.0	0.8	1.4	0.1	0.2	2.6
Household cooking appliances.....	12	4101	8.2	1.7	3.9	-0.1	0.1	2.8
Electric household ranges, ovens (including microwave), surface cooking units, and equipment.....	12	410105	8.7	2.8	7.0	-0.5	-2.3	4.5
Gas household ranges, ovens, surface cooking units and equipment. ..	12	410139	9.1	-0.7	-0.4	0.8	0.9	3.2
Other household ranges and cooking equipment, including outdoor equipment.....	12	410169	5.1	2.2	0.4	-0.1	7.3	-3.7
Household refrigeration equipment.....	12	4103	6.1	0.5	0.4	-0.2	0.2	2.8
Household refrigerators, including refrigerator-freezer combinations.....	12	410329	5.9	0.5	0.5	-0.1	0.1	2.9
Other major household appliances including room air-conditioners.....	12	4104	9.0	0.6	-0.2	0.9	0.7	3.3
Household vacuum cleaners, including parts and attachments.....	12	43	-	0.1	0.0	5.5	0.6	0.0
Household vacuum cleaners and other floor care machines (including parts and attachments).....	12	4301	-	0.1	0.0	5.5	0.6	0.0
Household vacuum cleaners and other floor care machines (including parts and attachments).....	12	430114	-	0.1	0.0	5.5	0.6	0.0
Electric housewares and fans.....	12	44	7.3	0.4	0.2	2.3	0.9	0.0
Parts and attachments for small electric household appliances, including fan parts.....	12	4403	13.2	-	0.0	0.0	0.0	0.0
Parts and attachments for small electric household appliances, including fan parts.....	12	440311	13.2	-	0.0	0.0	0.0	0.0
Small electric household appliances, including fans.....	12	4404	-	0.0	0.3	2.5	1.0	0.0
Small electric household appliances, including fans.....	12	440401	-	0.0	0.3	2.5	1.0	0.0

See footnotes at end of table.

Table 7. Producer price index percentage changes for commodity and service groupings and individual items, not seasonally adjusted — Continued
 [December 2021]

Title	Commodity code		Unadjusted 12-month percent change ¹	Unadjusted 1-month percent change ¹				
	Group code	Item code		Dec. 2020 to Dec. 2021 ^P	July to Aug.	Aug. to Sept. ^P	Sept. to Oct. ^P	Oct. to Nov. ^P
Portable residential lighting fixtures, including parts and accessories.	12	45	9.8	0.0	3.4	1.4	1.2	0.1
Portable residential lighting fixtures, including parts and accessories.	12	4501	9.8	0.0	3.4	1.4	1.2	0.1
Portable residential lighting fixtures, including parts and accessories.	12	450135	9.8	0.0	3.4	1.4	1.2	0.1
Home electronic equipment.	12	5	8.8	2.9	0.0	1.0	1.1	0.1
Speakers and commercial sound equipment.	12	57	10.1	2.9	0.0	1.4	1.5	0.2
Speakers and commercial sound equipment.	12	5707	10.1	2.9	0.0	1.4	1.5	0.2
Speakers and commercial sound equipment.	12	570708	10.1	2.9	0.0	1.4	1.5	0.2
Other home electronic equipment.	12	58	7.2	2.9	0.0	0.5	0.6	0.0
Other consumer audio and video equipment, including television receivers.	12	5803	7.2	2.9	0.0	0.5	0.6	0.0
Other consumer audio and video equipment, excluding television receivers.	12	580301	7.2	2.9	0.0	0.5	0.6	0.0
Other household durable goods.	12	6	10.3	0.2	0.4	0.2	0.5	0.6
Vitreous china, fine earthenware, and other pottery products.	12	61	9.3	0.0	-0.1	0.0	0.0	3.6
Vitreous china, porcelain, and earthenware table and kitchenware and other pottery products.	12	6101	9.3	0.0	-0.1	0.0	0.0	3.6
Vitreous china, porcelain, and earthenware (semivitreous) table and kitchenware.	12	610104	2.3	0.0	0.0	0.0	0.0	0.0
All other pottery products (including china decorated for the trade).	12	610105	14.1	0.0	-0.1	0.0	0.0	5.9
Mirrors (decorated and undecorated).	12	65	-	0.0	0.0	0.0	0.0	-
Mirrors (decorated and undecorated), made from purchased glass.	12	6501	-	0.0	0.0	0.0	0.0	-
Mirrors (decorated and undecorated), made from purchased glass.	12	650104	-	0.0	0.0	0.0	0.0	-
Lawn/garden equipment.	12	66	5.0	0.2	0.2	0.4	1.2	0.0
Parts and attachments for consumer lawn, garden, and snow equipment.	12	6605	10.1	1.0	0.6	0.7	1.6	0.1
Parts and attachments for consumer lawn, garden, and snow equipment.	12	660503	10.1	1.0	0.6	0.7	1.6	0.1
Consumer lawn, garden, and snow equipment.	12	6607	3.9	0.1	0.2	0.3	1.1	0.0
Consumer lawn, garden, and snow equipment.	12	660701	3.9	0.1	0.2	0.3	1.1	0.0
Consumer riding lawn, garden, and snow equipment.	12	6607011	7.1	0.2	0.4	0.6	3.1	0.0
Consumer nonriding lawn, garden, and snow equipment.	12	6607012	2.0	0.0	0.0	0.2	0.0	0.0
Cutlery, flatware (except precious), razors and razor blades.	12	67	3.9	0.4	0.0	0.0	0.0	2.7
Cutlery, flatware (except precious), razors and razor blades.	12	6701	3.9	0.4	0.0	0.0	0.0	2.7
Cutlery, scissors, shears, trimmers, and snips.	12	670141	19.9	2.0	0.0	0.0	0.0	13.2
Metal kitchen utensil, pots, and pans.	12	68	11.1	0.0	3.9	0.0	0.0	0.0
Metal kitchen utensil, pots, and pans.	12	6801	11.1	0.0	3.9	0.0	0.0	0.0
Stamped and spun kitchen utensils, except aluminum.	12	680102	-	0.0	0.0	0.0	-	-
Window shades, blinds, and accessories.	12	69	11.1	0.0	0.8	0.0	0.0	0.0
Window shades, blinds, and accessories.	12	6901	11.1	0.0	0.8	0.0	0.0	0.0
Window shades and window shade accessories and rollers.	12	690101	7.9	0.0	1.3	0.0	0.0	0.0
Nonmetallic mineral products.	13	-	7.9	1.3	0.3	0.3	0.6	0.1
Glass.	13	1	6.6	0.3	0.4	1.2	0.4	0.8
Flat glass.	13	11	7.3	0.2	0.5	1.4	0.4	1.1
Flat glass (float, sheet, and plate process).	13	1105	15.0	1.0	-0.9	0.7	1.7	4.7
Flat glass (float, sheet, and plate process).	13	110511	15.0	1.0	-0.9	0.7	1.7	4.7
Specialty glass.	13	1107	5.2	0.0	1.0	1.6	0.0	0.0
Specialty glass.	13	110703	5.2	0.0	1.0	1.6	0.0	0.0
Other glass products, made by flat glass producers.	13	1107034	-	0.0	0.0	0.7	0.0	0.0
Other finished glassware.	13	13	4.5	0.5	0.0	0.5	0.4	0.1
Pressed and blown glassware.	13	1301	4.5	0.5	0.0	0.5	0.4	0.1
Machine-made pressed & blown table, kitchen, art, & novelty glassware.	13	130116	5.7	0.3	0.0	0.1	1.2	0.0
All other machine-made pressed and blown glassware.	13	130117	3.6	0.7	0.1	0.8	-0.3	0.2
Handmade pressed and blown glassware.	13	130118	0.8	0.0	0.0	0.0	0.0	0.0
Concrete ingredients and related products.	13	2	4.1	0.3	0.1	0.0	0.1	-0.2
Construction sand, gravel, and crushed stone.	13	21	4.0	0.2	0.1	-0.1	0.2	-0.2
Construction sand, gravel and crushed stone.	13	2101	4.0	0.2	0.1	-0.1	0.2	-0.2
Construction sand and gravel (run of pit/bank, washed, screened, etc.).	13	210120	3.5	0.6	0.4	0.4	0.1	0.0
Construction sand and gravel, Northeast.	13	2101201	3.5	2.8	0.6	0.0	0.0	0.0
Construction sand and gravel, Midwest.	13	2101202	5.7	0.1	0.3	2.3	0.1	0.0
Construction sand and gravel, West.	13	2101204	4.3	0.5	0.7	-0.5	0.2	-0.1
Crushed and broken stone.	13	210121	4.3	0.0	-0.1	-0.3	0.3	-0.3

See footnotes at end of table.

Table 7. Producer price index percentage changes for commodity and service groupings and individual items, not seasonally adjusted — Continued
 [December 2021]

Title	Commodity code		Unadjusted 12-month percent change ¹	Unadjusted 1-month percent change ¹				
	Group code	Item code		Dec. 2020 to Dec. 2021 ^P	July to Aug.	Aug. to Sept. ^P	Sept. to Oct. ^P	Oct. to Nov. ^P
Crushed and broken limestone.....	13	2101212	5.3	0.2	0.0	-0.3	0.5	-0.1
Crushed and broken granite.....	13	2101213	3.3	0.7	-0.2	0.1	0.0	-1.4
Bituminous limestone, sandstone, & other crushed & broken stone. ...	13	2101219	0.5	-1.5	-0.5	-0.6	0.0	0.0
Cement, hydraulic.....	13	22	4.2	0.7	0.2	0.1	-0.5	0.0
Cement, hydraulic.....	13	2201	4.2	0.7	0.2	0.1	-0.5	0.0
Cement, hydraulic.....	13	220161	4.2	0.7	0.2	0.1	-0.5	0.0
Concrete products.....	13	3	8.5	1.3	0.4	0.2	0.8	0.6
Concrete block and brick.....	13	31	5.1	0.4	0.1	0.0	0.9	-0.1
Structural concrete block.....	13	3111	4.1	0.8	0.0	0.0	0.4	0.0
Structural concrete block.....	13	311135	4.1	0.8	0.0	0.0	0.4	0.0
Structural concrete block, lightweight units (weighing less than 105 lb/cubic ft.) (dry weight).....	13	3111351	4.2	1.0	0.0	0.0	0.5	0.0
Structural concrete block, mediumweight units (weighing 105 - 124 lb/cubic ft.) (dry weight).....	13	3111352	2.7	0.8	0.0	0.0	0.5	0.0
Structural concrete block, normalweight units (weighing 125 lb or more/cubic ft.) (dry weight).....	13	3111353	4.7	0.5	0.0	-0.1	0.2	-0.1
Decorative concrete block.....	13	3121	4.4	0.1	0.0	0.1	0.1	-0.5
Decorative concrete block (including screen, split, slump, shadowal block, etc.).....	13	312101	4.4	0.1	0.0	0.1	0.1	-0.5
Concrete brick.....	13	3131	5.7	0.0	0.0	0.0	2.4	0.0
Concrete brick.....	13	313101	5.7	0.0	0.0	0.0	2.4	0.0
Concrete pavers.....	13	3141	7.2	0.0	0.2	0.1	2.0	0.0
Concrete pavers (including grid, interlocking, etc.).....	13	314101	7.2	0.0	0.2	0.1	2.0	0.0
Concrete pipe.....	13	32	11.2	1.0	0.8	3.5	0.1	1.3
Concrete pipe.....	13	3201	11.2	1.0	0.8	3.5	0.1	1.3
Concrete pipe.....	13	320108	11.2	1.0	0.8	3.5	0.1	1.3
Concrete storm sewer pipe.....	13	3201082	13.4	-1.2	1.0	1.2	0.4	3.4
Concrete pipe, except concrete culvert and storm sewer pipe.....	13	3201083	6.0	0.2	2.3	-0.9	0.1	1.1
Ready-mix concrete.....	13	33	7.1	2.1	0.0	-0.5	0.9	0.7
Ready-mix concrete.....	13	3301	7.1	2.1	0.0	-0.5	0.9	0.7
Ready-mix concrete.....	13	330101	7.1	2.1	0.0	-0.5	0.9	0.7
Northeast region ready-mix concrete.....	13	330101A	4.1	2.9	-1.2	-3.4	2.5	0.0
Midwest region ready-mix concrete.....	13	330101B	6.0	5.1	-0.5	-3.2	3.9	-0.1
South region ready-mix concrete.....	13	330101C	7.6	1.7	-0.3	1.2	-0.4	1.0
West region ready-mix concrete.....	13	330101D	9.0	-0.3	1.4	0.6	-0.3	1.1
Precast concrete products.....	13	34	11.6	0.1	1.6	1.0	0.5	0.5
Precast concrete products.....	13	3401	11.6	0.1	1.6	1.0	0.5	0.5
Precast concrete products.....	13	340106	11.6	0.1	1.6	1.0	0.5	0.5
Precast concrete slabs and tile, roof and floor units.....	13	3401061	11.6	0.0	4.5	0.2	0.0	0.0
Precast concrete architectural wall panels.....	13	3401062	13.4	0.4	1.7	3.2	0.3	0.2
Burial vaults and boxes, precast concrete.....	13	3401063	9.8	0.0	0.0	1.1	0.0	0.6
Precast concrete products (excl burial vaults and boxes, slabs and tile, and arch. wall panels).....	13	3401064	11.3	0.1	1.0	0.5	0.8	0.7
Prestressed concrete products.....	13	35	15.3	-0.5	0.9	1.1	1.4	0.4
Prestressed concrete products.....	13	3501	15.3	-0.5	0.9	1.1	1.4	0.4
Prestressed concrete products.....	13	350107	15.3	-0.5	0.9	1.1	1.4	0.4
Prestressed concrete bridge beams and solid and hollow cored slabs and panels.....	13	3501071	23.2	-0.9	1.5	2.1	2.5	-0.3
Prestressed concrete bridge beams.....	13	35010711	26.4	-1.7	0.8	0.0	3.5	1.7
Prestressed concrete solid and hollow cored slabs and panels.....	13	35010712	20.0	0.0	2.2	4.2	1.5	-2.3
Prestressed concrete products (excl bridge beams and solid and hollow cored slabs and panels).....	13	3501072	6.5	0.0	0.2	0.0	0.0	1.4
Clay construction products ex. refractories.....	13	4	5.4	1.5	0.0	1.2	0.0	0.2
Brick and structural clay tile.....	13	42	6.2	0.3	0.0	2.4	0.0	0.3
Building or common brick.....	13	4201	6.3	0.2	0.0	2.4	0.0	0.3
Building or common brick.....	13	420101	6.3	0.2	0.0	2.4	0.0	0.3
Glazed brick and other brick (paving, floor, and sewer).....	13	4202	5.3	1.3	0.0	0.7	0.0	0.0
Glazed brick and other brick (paving, floor, and sewer).....	13	420201	5.3	1.3	0.0	0.7	0.0	0.0
Clay floor and wall tile, glazed and unglazed.....	13	44	4.4	3.2	0.0	0.0	0.0	0.0
Clay floor and wall tile, glazed and unglazed (including quarry tile and ceramic mosaic tile).....	13	4401	4.4	3.2	0.0	0.0	0.0	0.0
Clay floor and wall tile, glazed and unglazed (including quarry tile and ceramic mosaic tile).....	13	440131	4.4	3.2	0.0	0.0	0.0	0.0
Structural clay products, n.e.c.....	13	45	5.8	0.0	0.0	0.0	0.0	1.1

See footnotes at end of table.

Table 7. Producer price index percentage changes for commodity and service groupings and individual items, not seasonally adjusted — Continued
[December 2021]

Title	Commodity code		Unadjusted 12-month percent change ¹	Unadjusted 1-month percent change ¹				
	Group code	Item code		Dec. 2020 to Dec. 2021 ^P	July to Aug.	Aug. to Sept. ^P	Sept. to Oct. ^P	Oct. to Nov. ^P
Structural clay products, n.e.c.....	13	4501	5.8	0.0	0.0	0.0	0.0	1.1
All other structural clay products, excluding clay refractories.....	13	450199	3.3	0.0	0.0	0.0	0.0	0.0
Refractories.....	13	5	7.2	-0.1	2.3	0.2	0.1	0.5
Clay refractories.....	13	52	13.3	0.0	4.3	0.0	0.0	0.0
Clay refractories.....	13	5201	13.3	0.0	4.3	0.0	0.0	0.0
Clay refractories.....	13	520181	13.3	0.0	4.3	0.0	0.0	0.0
Nonclay refractories.....	13	53	2.8	-0.1	0.7	0.4	0.2	0.9
Nonclay refractories (excluding dead-burned magnesia).....	13	5301	2.8	-0.1	0.7	0.4	0.2	0.9
Nonclay refractories (excluding dead-burned magnesia).....	13	530112	2.7	-0.1	0.7	0.4	0.2	0.9
Asphalt felts and coatings.....	13	6	11.8	3.3	0.6	-0.1	2.9	-4.2
Prepared asphalt and tar roofing and siding products.....	13	61	12.5	3.3	0.7	-0.1	3.2	-4.7
Prepared asphalt and tar roofing and siding products.....	13	6101	12.5	3.3	0.7	-0.1	3.2	-4.7
Prepared asphalt and tar roofing and siding products.....	13	610131	12.5	3.3	0.7	-0.1	3.2	-4.7
Asphalt smooth-surfaced roll roofing and cap sheets, organic and fiberglass base.....	13	6101311	13.8	6.3	1.4	0.1	-3.8	1.3
Asphalt mineral-surfaced roll roofing and cap sheets, organic and fiberglass base.....	13	6101312	13.7	-2.1	3.1	1.9	1.7	0.3
Other prepared asphalt and tar products for roofing and siding.....	13	6101317	15.8	2.6	1.7	2.5	0.4	1.5
Roofing asphalts, pitches, coatings, and cement.....	13	62	6.8	3.4	0.0	-0.1	-0.1	0.1
Roofing asphalts, pitches, coatings, and cement.....	13	6201	6.8	3.4	0.0	-0.1	-0.1	0.1
Roofing asphalts, pitches, coatings, and cement.....	13	620121	6.8	3.4	0.0	-0.1	-0.1	0.1
Gypsum products.....	13	7	20.7	0.5	0.2	1.6	0.0	0.0
Gypsum products.....	13	71	20.7	0.5	0.2	1.6	0.0	0.0
Gypsum products.....	13	7101	20.7	0.5	0.2	1.6	0.0	0.0
Gypsum building materials.....	13	710102	22.6	0.2	0.0	1.9	0.0	0.0
Other gypsum products.....	13	710116	11.9	2.2	1.4	0.0	0.0	0.0
Glass containers.....	13	8	6.8	0.0	0.0	0.0	1.3	0.0
Glass containers.....	13	81	6.8	0.0	0.0	0.0	1.3	0.0
Glass containers (including value of packaging).....	13	8101	6.8	0.0	0.0	0.0	1.3	0.0
Glass containers (including value of packaging).....	13	810104	6.8	0.0	0.0	0.0	1.3	0.0
Other nonmetallic minerals.....	13	9	8.2	2.0	0.1	0.4	0.3	0.8
Insulation materials.....	13	92	17.4	5.2	0.6	-0.4	0.7	0.2
Mineral wool for thermal and acoustical envelope insulation.....	13	9201	20.8	6.5	0.8	-0.3	-0.3	0.4
Mineral wool for thermal and acoustical envelope insulation.....	13	920105	20.8	6.5	0.8	-0.3	-0.3	0.4
Mineral wool for industrial, equipment, and appliance insulation.....	13	9202	9.7	2.2	0.0	-0.6	3.4	-0.3
Mineral wool for industrial, equipment, and appliance insulation.....	13	920201	9.7	2.2	0.0	-0.6	3.4	-0.3
Paving mixtures and blocks.....	13	94	8.3	0.5	0.1	0.6	-0.1	1.2
Paving mixtures and blocks.....	13	9401	8.3	0.5	0.1	0.6	-0.1	1.2
Paving mixtures and blocks.....	13	940113	8.3	0.5	0.1	0.6	-0.1	1.2
Emulsified asphalt, including liquid additives.....	13	940113A	17.6	1.0	-0.9	1.7	1.2	-0.2
Other liquid asphalt and tar paving materials, including cut-backs.....	13	940113B	17.5	1.2	0.9	1.4	0.2	-0.2
Asphalt and tar paving mixtures (excluding liquid).....	13	940113C	3.6	0.3	0.6	-0.1	-0.8	2.2
Cut stone and stone products.....	13	95	11.8	7.2	-0.8	0.3	1.0	1.9
Cut stone and stone products.....	13	9501	11.8	7.2	-0.8	0.3	1.0	1.9
Dressed dimension granite (including gneiss, syenite, diorite, and cut granite).....	13	950111	14.2	8.3	-0.3	0.3	1.4	0.8
Dressed dimension limestone (including dolomite, travertine, calcareous, tufa, & cut limestone).....	13	950121	10.6	0.0	0.0	0.0	0.5	6.6
Dressed dimension marble and other stone.....	13	950151	5.7	7.0	-2.7	0.6	-0.3	3.1
Gaskets, packing, and sealing devices.....	13	98	6.7	1.6	0.2	0.1	0.2	0.8
Gaskets and gasketing material.....	13	9801	5.6	0.2	0.2	1.2	0.2	0.0
Nonmetallic gaskets and gasketing.....	13	980111	11.8	0.5	0.4	2.4	0.5	1.7
Metallic gaskets and machined seals.....	13	980112	0.2	-0.1	0.0	0.0	0.0	-1.6
Packing and sealing.....	13	9802	7.9	3.1	0.2	-1.0	0.1	1.7
Compression packing.....	13	980211	27.4	16.1	0.0	-3.5	0.0	11.5
Molded packing and sealing devices.....	13	980212	4.0	0.8	0.3	0.3	0.2	0.4
Rotary oil seals.....	13	980214	15.1	0.0	0.3	0.0	0.0	0.0
Nonmetallic minerals and products, n.e.c.....	13	99	3.5	0.4	0.1	0.8	0.3	0.4
Industrial sand.....	13	9901	4.3	0.0	0.0	0.0	0.0	0.0
Hydraulic fracturing sand and all other industrial sand.....	13	990121	6.2	0.0	0.1	0.0	0.0	0.0
All other industrial sand.....	13	9901212	4.7	0.0	0.1	0.0	0.0	0.0

See footnotes at end of table.

Table 7. Producer price index percentage changes for commodity and service groupings and individual items, not seasonally adjusted — Continued
 [December 2021]

Title	Commodity code		Unadjusted 12-month percent change ¹	Unadjusted 1-month percent change ¹				
	Group code	Item code		Dec. 2020 to Dec. 2021 ^P	July to Aug.	Aug. to Sept. ^P	Sept. to Oct. ^P	Oct. to Nov. ^P
Clay and stone mining and quarrying.....	13	9902	3.0	0.0	0.1	1.1	0.4	0.8
Ground or treated minerals and earths.....	13	990209	3.0	-0.2	0.2	1.9	0.7	0.4
Treated lightweight aggregate and crushed slag, minerals and earths.....	13	9902094	1.6	0.0	0.0	0.0	0.2	-0.1
Other minerals and earths, treated.....	13	9902096	4.8	0.0	0.0	4.0	1.8	1.2
Dimension stone mining and quarrying.....	13	990211	1.0	0.0	0.0	0.0	0.0	0.0
Clay, excluding kaolin and ball clay.....	13	990214	3.9	-0.4	1.0	0.7	-1.1	3.8
Bentonite.....	13	990214C	3.1	0.0	0.9	0.1	0.0	0.0
All other nonmetallic minerals, including talc and gypsum.....	13	990299	2.9	1.4	-0.9	-1.1	0.9	0.3
All other miscellaneous nonmetallic mineral products.....	13	9903	3.8	1.1	0.0	0.8	0.1	0.0
Dry-mixed concrete materials (prepackaged sand, gravel, mortar, and cement premixes).....	13	990312	3.9	1.4	0.0	1.0	0.1	0.0
Other nonmetallic mineral products.....	13	990313	3.6	0.1	0.2	0.3	0.1	-0.1
Transportation equipment.....	14	—	3.9	0.3	0.2	0.6	0.4	0.3
Motor vehicles and equipment.....	14	1	4.6	0.4	0.1	0.8	0.4	0.3
Motor vehicles.....	14	11	2.8	0.2	0.0	0.7	0.2	0.2
Passenger cars and chassis.....	14	1101	2.2	0.3	-0.3	0.9	0.3	0.0
Passenger cars.....	14	110131	2.2	0.3	-0.3	0.9	0.3	0.0
Motorcycles, including three-wheel motorbikes, motorscooters, mopeds, and parts.....	14	1104	0.0	0.0	0.0	0.0	0.0	0.0
Motorcycles, including three-wheel motorbikes, motorscooters, mopeds, and parts.....	14	110401	0.1	0.0	0.0	0.0	0.0	0.0
Trucks, truck tractors, & bus chassis 14,000 lb or less, incl. minivans & suvs.....	14	1105	3.7	0.1	0.2	0.7	0.0	0.5
Trucks, truck tractors, & bus chassis 14,000 lb or less, incl. minivans & suvs.....	14	110571	3.7	0.1	0.2	0.7	0.0	0.5
Trucks, over 14,000 lbs GVW.....	14	1106	1.5	0.2	0.0	0.2	0.6	0.0
Trucks, over 14,000 lbs GVW.....	14	110684	1.5	0.2	0.0	0.2	0.6	0.0
Buses, including military and firefighting vehicles (chassis of own manufacture).....	14	1106843	1.8	1.1	0.0	0.0	0.0	0.0
Motor vehicles parts.....	14	12	5.0	0.5	0.2	0.4	0.6	0.2
Motor vehicles parts.....	14	1205	5.0	0.5	0.2	0.4	0.6	0.2
Gasoline engines and engine parts, excl. carburetors, pistons, and valves.....	14	120501	2.9	0.1	0.1	0.2	0.3	0.0
Motor vehicle steering and suspension parts.....	14	120502	7.4	0.5	0.0	2.1	0.0	0.0
Motor vehicle transmission and power train.....	14	120503	2.4	0.1	0.2	0.3	0.2	-0.1
Motor vehicle drive train components, except wheels and brakes, new.....	14	1205031	2.3	0.1	0.2	0.3	0.2	-0.1
Motor vehicle transmissions except auxiliary and parts, new.....	14	12050310	2.3	0.1	0.0	0.0	0.3	0.0
Parts for manual and automatic transmissions, new.....	14	12050313	4.9	0.0	0.8	0.6	0.4	0.1
Other motor vehicle drive train components, except wheels and brakes, new.....	14	12050315	1.9	0.1	0.4	0.7	0.0	-0.7
Motor vehicle drive train components, rebuilt.....	14	1205033	5.1	1.2	0.0	0.1	0.0	1.7
Motor vehicle brake systems.....	14	120504	13.1	1.2	0.0	-0.1	0.3	0.0
Motor vehicle brake parts and assemblies, new.....	14	1205041	13.2	1.3	0.0	-0.1	0.3	0.0
Motor vehicle drum brake assemblies and parts, new.....	14	1205041A	12.3	4.3	-0.3	-0.8	0.0	0.0
Other motor vehicle brake parts and assemblies, new.....	14	1205041B	6.9	1.1	0.0	1.6	0.8	0.0
Motor vehicle disc brake assemblies and parts, new.....	14	1205041C	21.2	0.0	0.0	-1.4	0.0	0.0
Filters for internal combustion engines and motor vehicles.....	14	120505	5.6	0.0	2.1	0.0	0.0	0.0
Exhaust systems.....	14	120506	4.3	0.0	0.0	0.0	0.1	0.2
Other motor vehicle parts.....	14	120508	1.6	0.7	0.2	-0.1	0.9	-0.1
Vehicle seating and interior trim.....	14	120511	7.1	1.1	0.2	1.1	0.4	-0.3
Automobile trimmings.....	14	1205111	-0.9	0.1	0.4	0.2	0.1	-1.2
Seats for public conveyance and aircraft.....	14	1205113	11.2	0.4	0.0	1.8	0.6	0.0
Motor vehicle air conditioning systems and compressors.....	14	120512	3.4	0.1	0.1	0.3	0.0	0.8
Carburetors, pistons, piston rings, and valves.....	14	120513	4.6	-0.2	0.1	0.5	0.1	1.0
Motor vehicle electrical and electronic equipment.....	14	120514	6.5	0.5	0.2	0.3	3.5	0.5
Vehicular lighting equipment.....	14	1205141	0.5	0.1	-0.1	0.7	-0.2	0.2
Other motor vehicle electrical and electronic equipment.....	14	1205142	7.9	0.6	0.3	0.2	4.3	0.6
Ignition wiring harness and cable sets.....	14	12051421	—	0.0	2.0	0.0	—	—
Battery charging alternators, generators, and regulators.....	14	12051422	3.3	-0.2	0.5	0.1	0.5	0.3
Parts for electrical and electronic engine equipment.....	14	12051424	1.6	0.0	0.4	1.1	0.0	0.0
All other miscellaneous non-engine electrical and electronic equipment.....	14	12051425	12.1	0.9	-0.4	0.1	9.4	1.1
All other miscellaneous complete engine electrical equipment, including spark plugs.....	14	12051426	5.2	1.7	-0.6	0.7	-0.1	0.6
Truck and bus bodies.....	14	13	7.9	0.7	0.6	1.1	0.0	0.4

See footnotes at end of table.

Table 7. Producer price index percentage changes for commodity and service groupings and individual items, not seasonally adjusted — Continued
 [December 2021]

Title	Commodity code		Unadjusted 12-month percent change ¹	Unadjusted 1-month percent change ¹				
	Group code	Item code		Dec. 2020 to Dec. 2021 ^P	July to Aug.	Aug. to Sept. ^P	Sept. to Oct. ^P	Oct. to Nov. ^P
Truck and bus bodies sold separately.....	14	1301	9.9	0.5	0.5	1.0	0.0	0.1
Van bodies, sold separately.....	14	130141	—	0.0	—	—	—	—
Van bodies, separate cab, sold separately.....	14	1301412	—	0.0	—	—	—	—
Other truck and vehicle bodies, sold separately.....	14	13015	11.6	1.1	0.9	0.9	0.0	0.2
Dump truck bodies, sold separately.....	14	130151	42.8	8.3	5.5	0.0	0.0	0.0
All other truck and vehicle bodies, sold separately.....	14	130152	7.1	0.0	0.0	0.4	0.0	0.0
Service truck bodies, sold separately.....	14	130153	—	0.0	0.5	—	—	—
Complete vehicles on purchased chassis.....	14	1302	5.8	1.0	0.7	1.2	0.1	0.6
Buses and firefighting vehicles, complete, produced on purchased chassis.....	14	13027	1.0	0.0	0.0	0.0	0.0	0.0
Buses and firefighting vehicles, complete, produced on purchased chassis.....	14	130275	1.0	0.0	0.0	0.0	0.0	0.0
Other trucks and vehicles, complete, produced on purchased chassis.....	14	13029	7.2	1.3	1.0	1.5	0.1	0.8
Other trucks and vehicles, complete, produced on purchased chassis, except upfitting trucks.....	14	130294	7.3	0.2	1.2	1.9	0.1	1.0
Upfitting trucks, complete, produced on purchased chassis.....	14	130299	6.7	5.7	0.0	0.0	0.0	0.0
Truck trailers.....	14	14	27.1	0.6	0.9	6.9	1.7	4.2
Truck trailers.....	14	1406	27.1	0.6	0.9	6.9	1.7	4.2
Truck trailers and chassis, axle rating 10,000 lb or more.....	14	140602	24.4	0.5	0.2	7.7	1.1	3.0
Truck trailers and chassis, axle rating less than 10,000 lb.....	14	140603	—	1.2	5.4	1.9	5.5	12.7
Motor homes, built on purchased chassis.....	14	15	4.5	0.0	0.5	0.2	0.1	1.5
Motor homes, built on purchased chassis.....	14	1501	4.5	0.0	0.5	0.2	0.1	1.5
Motor homes, built on purchased chassis.....	14	150101	4.5	0.0	0.5	0.2	0.1	1.5
Travel trailers and campers.....	14	16	21.8	1.9	2.7	3.5	2.7	0.6
Travel trailers.....	14	1601	24.7	1.7	3.4	3.9	3.3	0.7
Travel trailers.....	14	160101	24.7	1.7	3.4	3.9	3.3	0.7
Conventional travel trailers.....	14	1601016	24.8	2.2	3.1	3.4	3.9	0.1
Camping trailers, campers, pick-up covers, and parts.....	14	1602	12.5	2.9	0.1	2.0	0.5	0.2
Camping trailers, campers, pick-up covers, and parts.....	14	160201	12.5	2.9	0.1	2.0	0.5	0.2
Other parts and components, excluding appliances and furnishings.....	14	1602013	12.4	4.7	0.0	1.4	0.0	0.0
Truck campers, caps, box covers, and fold-down camping trailers.....	14	1602014	12.7	0.0	0.3	3.1	1.2	0.6
Aircraft and aircraft equipment.....	14	2	1.6	0.0	0.1	0.2	0.1	0.3
Aircraft.....	14	21	1.5	0.1	0.1	0.1	0.1	0.3
Civilian aircraft.....	14	2102	2.3	0.3	0.2	0.2	0.2	0.4
Civilian aircraft.....	14	210206	2.3	0.3	0.2	0.2	0.2	0.4
Military aircraft.....	14	2104	-0.2	-0.2	0.0	0.0	0.0	0.0
Military aircraft.....	14	210401	-0.2	-0.2	0.0	0.0	0.0	0.0
Aircraft engine and engine parts.....	14	23	1.8	-0.3	0.0	0.0	0.0	0.6
Aircraft engine and engine parts.....	14	2301	1.8	-0.3	0.0	0.0	0.0	0.6
Aircraft engine and engine parts.....	14	230101	1.8	-0.3	0.0	0.0	0.0	0.6
Aeronautical services on aircraft engines.....	14	2301015	5.6	-1.6	0.0	0.0	0.0	2.1
Aircraft engine parts and accessories.....	14	2301017	0.8	0.1	-0.1	0.0	0.0	0.0
Parts and accessories for military aircraft engines.....	14	23010175	2.0	0.0	0.0	0.0	0.1	0.0
Parts and accessories for civilian aircraft engines.....	14	23010177	0.5	0.1	-0.1	0.0	0.0	0.0
Other aircraft parts and equipment.....	14	25	1.6	0.1	0.1	0.8	0.0	0.0
Other aircraft parts and equipment.....	14	2501	1.6	0.1	0.1	0.8	0.0	0.0
Aircraft propellers and helicopter rotors.....	14	250102	0.0	0.0	0.0	0.0	0.0	0.0
Aircraft parts and auxiliary equipment.....	14	250103	1.0	0.1	0.1	0.0	0.0	0.0
Aircraft landing gear for civilian and military aircraft.....	14	2501032	0.8	0.0	0.0	0.0	0.0	0.0
Other aircraft subassemblies and parts for military aircraft.....	14	2501033	1.9	0.1	0.3	0.0	0.0	0.0
Other aircraft subassemblies and parts for civilian aircraft.....	14	2501034	0.9	-0.1	0.2	0.0	0.0	0.0
Ships and boats.....	14	3	5.3	1.1	0.8	0.4	0.2	0.8
Ships.....	14	31	4.2	1.1	1.1	0.3	0.1	1.2
Military self-propelled ships, new construction.....	14	3102	0.5	-0.1	0.0	0.0	0.1	0.3
Military self-propelled ships, new construction.....	14	310201	0.5	-0.1	0.0	0.0	0.1	0.3
Nonmilitary self-propelled ships, new construction.....	14	3103	7.9	1.1	0.9	2.8	0.0	0.4
Nonmilitary self-propelled ships, new construction.....	14	310301	7.9	1.1	0.9	2.8	0.0	0.4
Boats.....	14	32	7.7	1.1	0.3	0.8	0.4	0.0
Outboard motorboats, including commercial and military (except sailboats and lifeboats).....	14	3201	10.4	1.4	0.4	0.5	0.8	0.0
Outboard motorboats, wood or metal, incl. comm. and military (exc. sailboats and lifeboats).....	14	320107	12.1	2.9	0.9	0.9	0.5	0.0
Outboard motorboats, plastics/fiberglass, incl. comm. and mil. (exc. sailboats and lifeboats).....	14	320108	8.9	0.2	0.0	0.2	1.2	0.0

See footnotes at end of table.

Table 7. Producer price index percentage changes for commodity and service groupings and individual items, not seasonally adjusted — Continued
[December 2021]

Title	Commodity code		Unadjusted 12-month percent change ¹ Dec. 2020 to Dec. 2021 ^P	Unadjusted 1-month percent change ¹				
	Group code	Item code		July to Aug.	Aug. to Sept. ^P	Sept. to Oct. ^P	Oct. to Nov. ^P	Nov. to Dec. ^P
Inboard motorboats, including commercial and military (except sailboats and lifeboats).....	14	3202	6.2	0.5	0.1	2.1	0.0	0.0
Inboard cabin cruisers, including commercial and military (except sailboats and lifeboats).....	14	320206	6.8	0.3	0.1	2.0	0.0	0.0
Other inboard motorboats, including commercial and military (except sailboats and lifeboats).....	14	320207	5.8	0.7	0.0	2.1	0.0	0.0
Inboard-outdrive boats, including commercial and military (except sailboats and lifeboats).....	14	3203	4.8	0.8	0.0	0.0	0.0	0.0
All other inboard-outdrive boats, incl. comm. and military (except sailboats and lifeboats).....	14	320310	5.4	0.9	0.0	0.0	0.0	0.0
All other boats (excluding military and commercial).....	14	3204	2.0	0.9	0.4	0.7	0.0	0.0
All other boats (excluding military and commercial).....	14	320406	2.0	0.9	0.4	0.7	0.0	0.0
Railroad equipment.....	14	4	5.1	0.0	0.1	0.3	3.7	0.0
Railroad cars and car parts.....	14	42	5.0	0.0	0.1	0.3	3.7	0.0
Railway maintenance of way equipment & parts, railcar parts, & other railway vehicles.....	14	4203	5.2	0.0	0.2	0.9	1.5	0.1
Air brake and other brake equipment.....	14	420303	—	0.0	0.0	0.0	0.0	—
Railway maintenance of way & all other railroad and streetcar equipment, parts and accessories.....	14	420304	5.9	0.0	0.2	1.0	1.7	0.1
Railroad cars.....	14	4204	—	0.0	0.0	0.0	5.0	—
Railroad cars.....	14	420402	—	0.0	0.0	0.0	5.0	—
Transportation equipment, n.e.c.....	14	9	10.0	0.7	0.5	1.8	0.9	1.5
Transportation equipment, n.e.c.....	14	91	10.0	0.7	0.5	1.8	0.9	1.5
Other transportation equipment, incl. golf carts, vehicle trailers, and all-terrain vehicles.....	14	9111	10.0	0.7	0.5	1.8	0.9	1.5
Automobile and light truck trailers.....	14	911104	28.6	2.2	1.7	2.4	2.2	4.6
All other miscellaneous transportation equipment, including all-terrain vehicles.....	14	911105	3.5	0.1	0.0	1.8	0.4	0.1
All-terrain vehicles and parts.....	14	9111051	3.3	0.0	0.0	2.4	0.1	0.0
All other miscellaneous transportation equipment and parts.....	14	9111052	4.1	0.2	0.0	0.4	1.1	0.3
Miscellaneous products.....	15	—	6.1	0.0	0.5	0.7	0.5	0.1
Toys, sporting goods, small arms, etc.....	15	1	8.9	1.1	0.2	0.1	0.7	0.7
Toys, games, and children's vehicles.....	15	11	6.0	1.0	0.0	0.1	0.3	0.0
Toys, games, and children's vehicles.....	15	1101	6.0	1.0	0.0	0.1	0.3	0.0
Nonelectronic games and puzzles (excl. toys), and electronic toys (incl. parts).....	15	110152	0.0	0.0	0.0	0.0	0.0	0.0
Nonelectronic games and puzzles, including parts.....	15	1101521	0.0	0.0	0.0	0.0	0.0	0.0
Other nonelectronic toys, including parts.....	15	110154	19.0	1.0	0.0	0.0	0.0	0.0
Models, science & craft kits/supply, & collectors' miniatures.....	15	110155	8.7	5.7	0.0	0.5	0.0	0.0
Sporting and athletic goods.....	15	12	13.4	1.8	0.4	0.1	1.3	1.2
Sporting and athletic goods.....	15	1201	13.4	1.8	0.4	0.1	1.3	1.2
Golf equipment, excluding apparel and shoes.....	15	120127	23.9	1.7	1.2	-0.4	3.8	3.6
Bicycles, adult tricycles, unicycles and parts.....	15	120182	2.7	0.0	0.0	0.0	1.1	0.0
Playground equipment.....	15	120185	23.5	9.0	0.0	1.3	0.0	0.0
Gymnasium and exercise equipment.....	15	120192	6.2	0.0	0.0	0.0	0.0	0.0
Other sporting and athletic goods.....	15	120193	8.1	0.7	0.0	0.4	0.0	0.0
Small arms and ammunition.....	15	13	3.2	0.1	0.0	0.1	0.0	0.2
Small arms.....	15	1301	1.3	0.2	0.0	0.2	0.0	0.3
Single barrel shotguns, other small firearms n.e.c., and parts & attachments for small arms.....	15	130128	3.2	0.6	0.0	0.6	0.0	0.8
Small arms ammunition.....	15	1302	7.0	0.0	0.0	0.0	0.0	0.0
Small arms ammunition.....	15	130281	7.0	0.0	0.0	0.0	0.0	0.0
Other small arms ammunition products.....	15	1303	-0.1	0.0	0.0	0.0	0.0	0.0
All other small arms ammunition products.....	15	130308	0.0	0.0	0.0	0.0	0.0	0.0
Tobacco products, incl. stemmed & redried.....	15	2	7.7	0.0	1.4	1.0	0.6	0.0
Cigarettes, excluding electronic.....	15	21	8.4	0.0	1.6	1.2	0.5	0.0
Cigarettes, excluding electronic.....	15	2101	8.4	0.0	1.6	1.2	0.5	0.0
Cigarettes, excluding electronic.....	15	210105	8.3	0.0	1.6	1.2	0.5	0.0
Stemmed and redried tobacco.....	15	24	0.6	0.1	0.0	0.0	0.0	0.0
Stemmed and redried tobacco.....	15	2402	0.6	0.1	0.0	0.0	0.0	0.0
Stemmed and redried tobacco.....	15	240208	0.6	0.1	0.0	0.0	0.0	0.0
Tobacco, unstemmed leaf, redried before packing.....	15	2402081	0.9	0.1	0.0	0.0	0.1	0.0
Tobacco, stemmed.....	15	2402084	0.3	0.1	0.0	0.0	0.0	0.0
Other tobacco products.....	15	25	4.8	0.0	0.2	0.0	1.4	0.0

See footnotes at end of table.

Table 7. Producer price index percentage changes for commodity and service groupings and individual items, not seasonally adjusted — Continued
[December 2021]

Title	Commodity code		Unadjusted 12-month percent change ¹	Unadjusted 1-month percent change ¹				
	Group code	Item code		Dec. 2020 to Dec. 2021 ^P	July to Aug.	Aug. to Sept. ^P	Sept. to Oct. ^P	Oct. to Nov. ^P
Other tobacco products.....	15	2501	4.8	0.0	0.2	0.0	1.4	0.0
Other tobacco products.....	15	250101	4.8	0.0	0.2	0.0	1.4	0.0
Cigars.....	15	2501011	0.2	0.0	0.0	0.0	0.0	0.0
Chewing and smoking tobacco.....	15	2501014	5.6	0.0	0.1	0.0	1.6	0.0
Notions.....	15	3	12.6	0.2	0.9	5.7	0.8	0.3
Fasteners, zippers, buttons, needles, pins, and buckles.....	15	32	12.6	0.2	0.9	5.7	0.8	0.3
Fasteners, zippers, buttons, needles, pins, and buckles.....	15	3201	12.6	0.2	0.9	5.7	0.8	0.3
Fasteners, zippers, buttons, needles, pins, and buckles (except precious metal).....	15	320100	12.6	0.2	0.9	5.7	0.8	0.3
Photographic equipment and supplies.....	15	4	5.6	0.5	0.6	2.0	-0.4	0.3
Photographic and photocopying equipment.....	15	41	7.0	0.0	4.3	0.0	0.0	0.0
Photographic and photocopying equipment.....	15	4107	7.0	0.0	4.3	0.0	0.0	0.0
Photographic and photocopying equipment.....	15	410701	7.0	0.0	4.3	0.0	0.0	0.0
Motion picture & other photographic equipment, n.e.c.....	15	4107019	7.0	0.0	4.3	0.0	0.0	0.0
Photographic supplies.....	15	42	5.1	0.7	-0.7	2.7	-0.6	0.5
Photographic supplies.....	15	4206	5.1	0.7	-0.7	2.7	-0.6	0.5
Photographic supplies.....	15	420601	5.1	0.7	-0.7	2.7	-0.6	0.5
Prepared photographic chemicals.....	15	4206011	3.4	0.0	0.5	4.6	0.0	0.0
Photographic sensitized film, plates, paper, & cloth.....	15	4206012	5.6	0.9	-1.0	2.1	-0.8	0.6
Photographic sensitized film, plates, paper, & cloth, silver-halide-type (excluding X-ray).....	15	42060121	6.0	1.7	-2.0	3.8	-1.3	1.2
Photographic sensitized film etc., less silver halide type (inc. X-ray)....	15	42060122	5.2	0.0	0.3	0.0	0.0	-0.2
Mobile homes.....	15	5	30.1	0.1	0.0	1.5	0.1	4.5
Manufactured homes (mobile homes), all sizes (incl. multisection).....	15	53	30.1	0.1	0.0	1.5	0.1	4.5
Manufactured mobile homes and nonresidential mobile buildings.....	15	5303	30.1	0.1	0.0	1.5	0.1	4.5
Manufactured homes (mobile homes), all width sizes (incl. multisection).....	15	530301	30.1	0.1	0.0	1.5	0.1	4.5
Medical, surgical & personal aid devices.....	15	6	1.3	0.0	-0.5	0.3	0.1	0.0
Surgical and medical instruments.....	15	62	0.5	0.0	-0.2	0.2	0.3	0.0
Surgical and medical instruments.....	15	6201	0.5	0.0	-0.2	0.2	0.3	0.0
Surgical and medical instruments.....	15	620103	0.4	0.0	-0.2	0.2	0.3	0.0
Surgical and medical catheters.....	15	6201031	0.8	-0.6	-	-	0.7	0.0
Orthopedic and surgical instruments.....	15	6201033	0.8	0.0	-0.1	0.4	0.4	0.1
Surgical and medical syringes and hypodermic needles.....	15	6201035	-	0.3	-	-	-	-
Other surgical and medical apparatus and instruments, excluding parts.....	15	6201037	-0.4	-0.2	-0.1	-0.6	0.4	0.0
Parts for surgical and medical apparatus and instruments.....	15	6201038	0.2	0.0	0.0	0.0	0.0	0.0
Medical and surgical appliances and supplies.....	15	63	3.1	0.6	0.2	0.3	-0.1	0.1
Medical and surgical appliances and supplies.....	15	6301	3.1	0.6	0.2	0.3	-0.1	0.1
Medical and surgical appliances and supplies.....	15	630104	3.1	0.6	0.2	0.3	-0.1	0.1
Other orthopedic and prosthetic appliances.....	15	6301042	2.0	-0.2	0.6	0.0	0.0	0.0
All other surgical and medical items.....	15	6301044	3.4	0.8	0.1	0.4	-0.2	0.1
Ophthalmic goods.....	15	64	2.8	0.0	0.1	0.0	0.0	0.0
Ophthalmic goods.....	15	6401	2.8	0.0	0.1	0.0	0.0	0.0
Ophthalmic fronts, temples, and focal and contact lenses.....	15	640107	2.7	-0.2	0.0	0.0	0.0	0.0
Other ophthalmic goods and prescription ground eyeglass lenses.....	15	640108	2.9	0.3	0.4	0.0	0.0	0.0
Dental equipment and supplies.....	15	65	-1.8	-2.5	-6.8	1.0	0.0	0.0
Dental equipment and supplies.....	15	6501	-1.8	-2.5	-6.8	1.0	0.0	0.0
Dental equipment and supplies.....	15	650107	-1.8	-2.5	-6.8	1.0	0.0	0.0
Professional dental equipment and supplies.....	15	6501071	2.7	0.0	0.0	0.4	0.0	0.0
Professional dental equipment.....	15	65010711	3.5	0.0	0.0	0.3	0.0	0.0
Professional dental supplies.....	15	65010712	2.2	0.0	0.0	0.4	0.0	0.0
Other industrial safety equipment.....	15	7	7.2	0.0	0.0	0.0	3.0	0.0
Personal safety equipment and clothing.....	15	71	7.2	0.0	0.0	0.0	3.0	0.0
Personal safety equipment and clothing.....	15	7108	7.3	0.0	0.0	0.0	3.0	0.0
Personal safety equipment and clothing.....	15	710802	7.3	0.0	0.0	0.0	3.0	0.0
Other miscellaneous products.....	15	9	8.7	-0.4	1.5	1.2	0.9	-0.4
Burial caskets.....	15	91	11.0	1.3	0.1	2.3	0.0	3.6
Burial caskets.....	15	9101	11.0	1.3	0.1	2.3	0.0	3.6
Burial caskets.....	15	910109	11.0	1.3	0.1	2.3	0.0	3.6

See footnotes at end of table.

Table 7. Producer price index percentage changes for commodity and service groupings and individual items, not seasonally adjusted — Continued
 [December 2021]

Title	Commodity code		Unadjusted 12-month percent change ¹ Dec. 2020 to Dec. 2021 ^P	Unadjusted 1-month percent change ¹				
	Group code	Item code		July to Aug.	Aug. to Sept. ^P	Sept. to Oct. ^P	Oct. to Nov. ^P	Nov. to Dec. ^P
Metal burial caskets & coffins, completely lined & trimmed, adult sizes.....	15	9101091	6.6	0.0	0.2	0.0	0.0	3.3
Other burial caskets & coffins, including burial boxes and vaults (except concrete and stone).....	15	9101095	25.2	8.6	0.0	0.0	0.0	11.7
Musical instruments.....	15	93	7.5	0.1	0.0	2.0	0.5	0.0
Musical instruments.....	15	9301	7.5	0.1	0.0	2.0	0.5	0.0
Nonelectronic pianos, organs, and nonelectronic piano and organ parts, excluding benches.....	15	930113	3.9	0.0	0.0	0.0	0.0	0.0
Other musical instruments and parts.....	15	930117	8.1	0.1	0.0	2.3	0.6	0.0
Other nonelectronic musical instruments.....	15	9301172	6.0	0.0	0.0	0.2	1.6	0.0
Other musical instrument parts & accessories, sold separately, excl. benches & instrument cases.....	15	9301173	—	0.3	0.0	5.1	0.2	—
Jewelry and jewelry products.....	15	94	2.2	-1.0	1.2	-0.7	1.0	-0.4
Jewelry (gold and platinum) and silverware.....	15	9402	0.8	-1.6	0.4	0.0	1.3	-0.6
Jewelry, gold and platinum.....	15	940222	0.8	-1.6	0.4	0.0	1.3	-0.6
Costume jewelry and novelties.....	15	9404	3.1	0.0	0.0	0.0	0.8	0.0
Costume jewelry and novelties.....	15	940415	3.0	0.0	0.0	0.0	0.8	0.0
All other jewelry and personal goods (excluding costume).....	15	9407	7.9	-0.3	0.1	1.3	1.2	-0.4
All other jewelry and personal goods (excluding costume).....	15	940714	7.9	-0.3	0.1	1.3	1.2	-0.4
Jewelers' material and lapidary work.....	15	9408	0.9	0.0	6.6	-5.9	0.0	0.0
Pens, pencils, and marking devices.....	15	95	5.1	1.0	0.0	1.6	0.0	1.4
Pens, markers, mechanical pencils, and associated parts.....	15	9502	1.1	0.0	0.0	0.0	0.0	0.0
Pens, markers, mechanical pencils, and associated parts.....	15	950210	1.1	0.0	0.0	0.0	0.0	0.0
Lead pencils, art goods, office supplies and small office equipment, excluding paper.....	15	9503	6.5	2.2	0.0	0.0	0.0	3.0
Lead pencils, art goods, office supplies and small office equipment, excluding paper.....	15	950307	6.5	2.2	0.0	0.0	0.0	3.0
Marking devices.....	15	9504	7.6	0.0	0.0	7.2	0.0	0.0
Marking devices.....	15	950406	7.6	0.0	0.0	7.2	0.0	0.0
Watches, clocks, watchcases, and parts.....	15	96	0.0	0.0	0.0	0.0	0.0	0.0
Watches, clocks, watchcases, and parts.....	15	9603	0.0	0.0	0.0	0.0	0.0	0.0
Watches, clocks, watchcases, and parts.....	15	960313	0.0	0.0	0.0	0.0	0.0	0.0
Brooms and brushes.....	15	97	4.2	0.7	0.6	0.8	0.1	0.0
Brooms, brushes and mops.....	15	9705	4.2	0.7	0.6	0.8	0.1	0.0
Brooms, mops, and dusters.....	15	970501	6.3	0.1	0.8	1.0	0.0	0.0
Brooms.....	15	9705011	7.5	0.2	0.9	1.5	0.0	0.0
Mops and dusters, including refills.....	15	9705012	5.1	0.0	0.8	0.5	0.0	0.0
Paint and varnish brushes and rollers.....	15	970502	3.3	0.0	0.0	3.3	0.0	0.0
Paint and varnish brushes.....	15	9705021	3.1	0.0	0.0	3.0	0.0	0.0
Paint holders, pads, roller frames, and rollers.....	15	9705022	3.6	0.0	0.0	3.4	0.0	0.0
Other brushes, excl. paint and varnish brushes.....	15	970503	3.3	1.1	0.6	0.2	0.2	0.0
Personal brushes.....	15	9705031	1.4	0.0	0.0	0.1	0.0	0.0
Brushes, other than personal.....	15	9705032	5.8	2.6	1.4	0.3	0.4	0.0
Miscellaneous products, n.e.c.....	15	9A	11.9	-0.7	2.0	1.9	1.2	-0.9
Candles.....	15	9A01	2.9	0.0	0.0	3.1	0.0	0.0
Candles.....	15	9A0101	2.9	0.0	0.0	3.1	0.0	0.0
Signs and advertising displays.....	15	9A04	7.8	-1.9	-0.2	0.8	1.2	1.0
Non-electric signs and displays.....	15	9A0402	10.5	0.0	0.1	0.5	1.3	1.7
Electric signs and displays.....	15	9A0404	4.2	-4.3	-0.6	1.3	1.1	0.0
All other miscellaneous fabricated products and recyclable materials.....	15	9A09	18.8	0.5	4.6	2.7	1.5	-2.9
Other miscellaneous fabricated products.....	15	9A0901	7.4	0.0	0.0	4.7	0.0	0.0
Reproduction of audio and video media and software.....	15	9D	8.6	-0.1	2.3	-0.1	0.0	0.0
Reproduction of audio and video media and software.....	15	9D01	8.6	-0.1	2.3	-0.1	0.0	0.0
Services²								
Transportation services.....	30	—	14.6	0.2	-0.8	1.6	2.1	1.1
Transportation of freight and mail.....	30	1	13.2	0.5	1.5	1.6	1.6	0.4
Rail transportation of freight and mail.....	30	11	8.1	0.5	0.5	0.8	0.7	0.4
Rail transportation of freight and mail.....	30	1101	8.1	0.5	0.5	0.8	0.7	0.4
Rail transportation of freight and mail.....	30	110101	8.1	0.5	0.5	0.8	0.7	0.4
Truck transportation of freight.....	30	12	17.7	0.8	1.3	2.1	2.7	0.4
Local motor carrying.....	30	1201	7.7	0.0	0.4	1.7	0.5	0.2
Local motor carrying.....	30	120101	7.7	0.0	0.4	1.7	0.5	0.2
Long-distance motor carrying.....	30	1202	21.2	1.1	1.6	2.2	3.4	0.5

See footnotes at end of table.

Table 7. Producer price index percentage changes for commodity and service groupings and individual items, not seasonally adjusted — Continued
 [December 2021]

Title	Commodity code		Unadjusted 12-month percent change ¹ Dec. 2020 to Dec. 2021 ^P	Unadjusted 1-month percent change ¹				
	Group code	Item code		July to Aug.	Aug. to Sept. ^P	Sept. to Oct. ^P	Oct. to Nov. ^P	Nov. to Dec. ^P
Long-distance motor carrying.....	30	120201	21.2	1.1	1.6	2.2	3.4	0.5
Water transportation of freight.....	30	13	17.9	-0.5	1.7	2.9	-0.9	3.5
Deep sea water transportation of freight.....	30	1301	28.7	-1.6	2.1	3.2	-2.3	5.9
Deep sea water transportation of freight.....	30	130101	28.7	-1.6	2.1	3.2	-2.3	5.9
Coastal and intercoastal water transportation of freight.....	30	1302	15.3	1.7	3.0	3.5	1.2	0.8
Coastal and intercoastal water transportation of freight.....	30	130201	15.3	1.7	3.0	3.5	1.2	0.8
Great Lakes-St Lawrence Seaway water transportation of freight.....	30	1303	9.3	-0.2	-0.2	1.2	1.2	-1.6
Great lakes-St Lawrence Seaway water transportation of freight.....	30	130301	9.3	-0.2	-0.2	1.2	1.2	-1.6
Inland waterways transportation of freight.....	30	1304	-1.4	0.2	-0.4	1.8	0.2	0.8
Inland waterways transportation of freight.....	30	130401	-1.4	0.2	-0.4	1.8	0.2	0.8
Air transportation of freight.....	30	14	6.3	0.8	1.7	3.0	1.4	1.6
Air transportation of freight.....	30	1401	6.3	0.8	1.7	3.0	1.4	1.6
Air transportation of freight, domestic.....	30	140102	1.0	0.2	0.2	-0.8	1.3	2.6
Air transportation of freight, international.....	30	140103	8.9	1.1	2.4	4.9	1.5	1.1
Pipeline transportation (partial).....	30	15	2.0	0.0	0.0	0.0	0.0	0.0
Pipeline transportation of petroleum products.....	30	1501	1.9	0.0	0.0	0.0	0.0	0.0
Pipeline transportation of crude petroleum.....	30	150101	3.3	0.0	0.0	0.1	0.0	0.0
Pipeline transportation of refined petroleum products.....	30	150102	0.6	0.0	0.0	0.0	0.0	0.0
Courier, messenger, and U.S. postal services.....	30	16	8.4	0.0	2.4	0.9	0.5	-0.2
U.S. Postal Service.....	30	1601	8.3	0.0	5.4	1.0	0.0	0.0
Mailing services (market dominant services).....	30	160107	9.0	0.0	7.0	0.1	0.0	0.0
First class mail.....	30	1601071	8.8	0.0	6.8	0.2	0.0	0.0
Periodicals mail.....	30	1601072	10.4	0.0	8.6	0.0	0.0	0.0
Standard class mail.....	30	1601073	9.4	0.0	7.0	0.0	0.0	0.0
Package services mail.....	30	1601074	8.5	0.0	7.1	0.0	0.0	0.0
Special services and fees.....	30	1601075	8.4	0.0	7.1	0.0	0.0	0.0
Shipping services (competitive services).....	30	160108	5.8	0.0	0.0	4.3	0.0	0.0
Courier and messenger services, except air.....	30	1602	7.7	-0.1	0.2	0.6	0.7	0.0
Courier and messenger services, except air.....	30	160201	7.7	-0.1	0.2	0.6	0.7	0.0
Air mail and package delivery services, excluding by USPS.....	30	1603	10.3	0.1	-0.2	1.1	1.4	-1.0
Air mail and package delivery services, excluding by USPS.....	30	160301	10.3	0.1	-0.2	1.1	1.4	-1.0
Transportation of passengers (partial).....	30	2	20.5	-1.1	-9.9	1.8	4.3	4.0
Rail transportation of passengers.....	30	21	2.5	0.0	0.8	0.0	0.0	0.0
Rail transportation of passengers.....	30	2101	2.5	0.0	0.8	0.0	0.0	0.0
Rail transportation of passengers.....	30	210101	2.5	0.0	0.8	0.0	0.0	0.0
Airline passenger services.....	30	22	20.9	-1.1	-10.1	1.8	4.4	4.1
Airline passenger services.....	30	2201	20.9	-1.1	-10.1	1.8	4.4	4.1
Airline passenger services, domestic.....	30	220101	20.6	-3.4	-9.9	4.3	4.9	2.0
Airline passenger services, international.....	30	220102	21.7	7.8	-10.7	-6.7	2.6	12.1
Services related to transportation activities.....	31	-	30.9	1.1	7.6	-1.3	-0.5	3.0
Services related to water transportation.....	31	1	4.6	0.4	0.0	0.8	-0.1	0.9
Towing, tugging, docking, and related services.....	31	11	8.7	-0.1	-0.2	0.1	0.4	0.7
Towing, tugging, docking and related services.....	31	1101	8.7	-0.1	-0.2	0.1	0.4	0.7
Towing, tugging, docking and related services.....	31	110101	8.7	-0.1	-0.2	0.1	0.4	0.7
Operation of port waterfront terminals.....	31	12	5.3	0.1	0.4	2.7	-1.3	3.4
Operation of port waterfront terminals.....	31	1201	5.3	0.1	0.4	2.7	-1.3	3.4
Operation of port waterfront terminals.....	31	120101	5.3	0.1	0.4	2.7	-1.3	3.4
Marine cargo handling.....	31	13	1.6	0.9	0.1	0.6	0.0	0.0
Marine cargo handling.....	31	1301	1.6	0.9	0.1	0.6	0.0	0.0
Marine cargo handling.....	31	130101	1.6	0.9	0.1	0.6	0.0	0.0
Services related to air transportation.....	31	2	5.7	-0.9	-1.7	-2.1	-0.8	0.0
Other airport operations, excluding aircraft maintenance and repair.....	31	21	5.7	-0.9	-1.7	-2.1	-0.8	0.0
Other airport operations, excluding aircraft maintenance and repair.....	31	2101	5.7	-0.9	-1.7	-2.1	-0.8	0.0
Other airport operations, excluding aircraft maintenance and repair.....	31	210101	5.7	-0.9	-1.7	-2.1	-0.8	0.0
Other services related to transportation activities (partial).....	31	3	53.6	2.2	13.8	-1.6	-0.5	4.6
Arrangement of freight and cargo.....	31	31	88.7	3.0	21.8	-2.3	-1.4	6.4
Arrangement of freight and cargo.....	31	3101	88.7	3.0	21.8	-2.3	-1.4	6.4
Arrangement of freight and cargo.....	31	310101	88.7	3.0	21.8	-2.3	-1.4	6.4
Freight forwarding.....	31	32	14.7	1.0	1.7	-0.3	1.2	1.4
Freight forwarding.....	31	3201	14.7	1.0	1.7	-0.3	1.2	1.4

See footnotes at end of table.

Table 7. Producer price index percentage changes for commodity and service groupings and individual items, not seasonally adjusted — Continued
 [December 2021]

Title	Commodity code		Unadjusted 12-month percent change ¹ Dec. 2020 to Dec. 2021 ^P	Unadjusted 1-month percent change ¹				
	Group code	Item code		July to Aug.	Aug. to Sept. ^P	Sept. to Oct. ^P	Oct. to Nov. ^P	Nov. to Dec. ^P
Freight forwarding.....	31	320101	14.7	1.0	1.7	-0.3	1.2	1.4
Warehousing, storage, and related services.....	32	—	11.2	2.4	1.3	2.0	-1.6	3.8
Warehousing, storage, and related services.....	32	1	11.2	2.4	1.3	2.0	-1.6	3.8
Warehousing, storage, and related services.....	32	11	11.2	2.4	1.3	2.0	-1.6	3.8
Warehousing, storage, and related services.....	32	1101	11.2	2.4	1.3	2.0	-1.6	3.8
Warehousing, storage, and related services.....	32	110101	11.2	2.4	1.3	2.0	-1.6	3.8
Publishing sales, excluding software.....	33	—	4.1	-0.2	0.2	0.2	0.5	0.3
Book, periodical, and newspaper publishing sales and subscriptions.....	33	1	4.8	-0.3	0.5	0.0	0.5	0.8
Sales of books.....	33	11	6.4	-0.4	0.6	-0.3	0.5	1.2
Sales of textbooks.....	33	1101	4.4	-1.1	1.9	1.3	0.5	-1.0
Sales of textbooks.....	33	110101	4.4	-1.1	1.9	1.3	0.5	-1.0
Sales of technical, scientific, and professional books.....	33	1102	11.9	-0.1	0.7	-0.8	0.0	3.1
Sales of technical, scientific, and professional books.....	33	110201	11.9	-0.1	0.7	-0.8	0.0	3.1
Sales of religious books.....	33	1103	-1.2	1.3	-1.9	4.8	-2.1	-1.3
Sales of religious books.....	33	110301	-1.2	1.3	-1.9	4.8	-2.1	-1.3
Sales of general adult and juvenile books.....	33	1104	2.4	-0.3	-0.3	0.0	0.4	0.6
Sales of general adult and juvenile books.....	33	110402	2.4	-0.3	-0.3	0.0	0.4	0.6
Sales of general reference books.....	33	1105	21.4	-9.8	2.5	-0.6	4.3	0.0
Sales of general reference books.....	33	110501	21.4	-9.8	2.5	-0.6	4.3	0.0
Sales of digital books.....	33	1106	4.2	0.4	-0.3	-3.6	1.8	2.3
Sales of digital books.....	33	110601	4.2	0.4	-0.3	-3.6	1.8	2.3
Sales and subscriptions of periodicals and newspapers.....	33	12	3.0	-0.3	0.5	0.4	0.5	0.4
Sales and subscriptions of periodicals.....	33	1201	0.4	0.2	0.0	0.0	0.0	0.0
Sales and subscriptions of periodicals.....	33	120101	0.4	0.2	0.0	0.0	0.0	0.0
Newspaper subscription and single copy sales.....	33	1202	5.4	-0.7	0.9	0.7	0.9	0.8
Newspaper subscriptions, print and online bundled.....	33	120203	22.1	0.4	0.7	3.2	0.7	0.4
Newspaper subscriptions, print only.....	33	120204	3.9	-0.8	1.0	0.5	0.9	0.8
Directory, mailing list, and related compilations publishing sales.....	33	2	-0.3	-0.3	-2.8	2.2	1.1	-6.2
Directory, mailing list, and related compilations publishing sales.....	33	21	-0.3	-0.3	-2.8	2.2	1.1	-6.2
Directory, mailing list, and related compilations publishing sales.....	33	2101	-0.3	-0.3	-2.8	2.2	1.1	-6.2
Directory, mailing list, and related compilations publishing sales.....	33	210101	-0.3	-0.3	-2.8	2.2	1.1	-6.2
Greeting card publishing sales.....	33	3	2.0	0.0	-0.1	0.0	2.0	0.0
Greeting card publishing sales.....	33	31	2.0	0.0	-0.1	0.0	2.0	0.0
Greeting card publishing sales.....	33	3101	2.0	0.0	-0.1	0.0	2.0	0.0
Greeting card publishing sales.....	33	310101	2.0	0.0	-0.1	0.0	2.0	0.0
Calendars, yearbooks, and other miscellaneous publishing sales.....	33	4	3.5	-0.1	-0.8	0.5	0.4	0.0
Calendars, yearbooks, and other miscellaneous publishing sales.....	33	41	3.5	-0.1	-0.8	0.5	0.4	0.0
Calendars, yearbooks, and other miscellaneous publishing sales.....	33	4101	3.5	-0.1	-0.8	0.5	0.4	0.0
Calendars, yearbooks, and other miscellaneous publishing sales.....	33	410101	3.5	-0.1	-0.8	0.5	0.4	0.0
Internet publishing and broadcasting subscription, content access, and licensing sales.....	33	5	4.0	0.1	0.0	0.2	0.1	0.1
Internet publishing and broadcasting subscription, content access, and licensing sales.....	33	51	4.0	0.1	0.0	0.2	0.1	0.1
Internet publishing and broadcasting subscription, content access, and licensing sales.....	33	5101	4.0	0.1	0.0	0.2	0.1	0.1
Internet publishing and broadcasting subscription, content access, and licensing sales.....	33	510101	4.0	0.1	0.0	0.2	0.1	0.1
Software publishing.....	34	—	0.5	-0.2	-0.4	1.1	-0.4	0.1
Application software publishing.....	34	2	0.4	-0.5	-0.7	1.4	-0.4	-0.3
Application software publishing.....	34	21	0.4	-0.5	-0.7	1.4	-0.4	-0.3
Desktop and portable device application software publishing.....	34	2101	1.5	0.7	0.1	1.0	-1.9	0.4
Desktop and portable device application software publishing.....	34	210101	1.5	0.7	0.1	1.0	-1.9	0.4
Application software publishing, cross-industry, vertical market, utilities, and other.....	34	2103	0.5	-1.3	-1.0	2.3	0.4	-0.6
Application software publishing, cross-industry, vertical market, utilities, and other.....	34	210301	0.5	-1.3	-1.0	2.3	0.4	-0.6
Application software publishing, game software.....	34	2104	-6.3	-1.6	-3.5	-1.9	2.7	-2.4
Application software publishing, game software.....	34	210401	-6.3	-1.6	-3.5	-1.9	2.7	-2.4
Network compensation from broadcast and cable television and radio.....	35	—	3.5	-0.2	-0.4	0.0	0.0	0.0

See footnotes at end of table.

Table 7. Producer price index percentage changes for commodity and service groupings and individual items, not seasonally adjusted — Continued
 [December 2021]

Title	Commodity code		Unadjusted 12-month percent change ¹ Dec. 2020 to Dec. 2021 ^P	Unadjusted 1-month percent change ¹				
	Group code	Item code		July to Aug.	Aug. to Sept. ^P	Sept. to Oct. ^P	Oct. to Nov. ^P	Nov. to Dec. ^P
Affiliate agreements, programming sales, and retransmission fees for cable and broadcast tv.....	35	1	3.5	-0.2	-0.4	0.0	0.0	0.0
Affiliate agreements, programming sales, and retransmission fees for cable and broadcast tv.....	35	11	3.5	-0.2	-0.4	0.0	0.0	0.0
Affiliate agreements, programming sales, and retransmission fees for cable and broadcast tv.....	35	1101	3.6	-0.2	-0.4	0.0	0.0	0.0
Affiliate agreements, programming sales, and retransmission fees for cable and broadcast tv.....	35	110101	3.6	-0.2	-0.4	0.0	0.0	0.0
Affiliate agreements, programming sales, and retransmission fees for radio.....	35	2	0.0	0.0	0.0	0.0	0.0	0.0
Affiliate agreements, programming sales, and retransmission fees for radio.....	35	21	0.0	0.0	0.0	0.0	0.0	0.0
Affiliate agreements, programming sales, and retransmission fees for radio.....	35	2101	0.0	0.0	0.0	0.0	0.0	0.0
Affiliate agreements, programming sales, and retransmission fees for radio.....	35	210101	0.0	0.0	0.0	0.0	0.0	0.0
Advertising space and time sales.....	36	—	-0.4	-2.9	2.2	0.4	3.4	0.4
Advertising space sales in periodicals, newspapers, directories, and mailing lists.....	36	1	-1.0	0.5	-0.2	0.4	0.7	0.1
Advertising space sales in periodicals and newspapers.....	36	11	-1.2	0.6	-0.3	0.5	0.9	0.1
Advertising space sales in periodicals.....	36	1101	-0.1	1.6	-0.5	-0.2	1.9	0.0
Advertising space sales in specialized, business, and professional periodicals.....	36	110101	0.8	0.0	0.0	0.0	0.0	0.0
Advertising space sales in general and consumer periodicals.....	36	110102	-0.3	1.8	-0.5	-0.2	2.1	0.0
Advertising space sales in newspapers.....	36	1102	-2.2	-0.3	-0.1	1.1	0.0	0.2
Advertising space sales in newspapers, print only.....	36	110203	-3.6	0.0	-0.1	1.3	0.1	-0.7
Advertising space sales in newspapers, digital only and print and digital bundled.....	36	110204	5.5	-1.7	0.0	0.0	0.0	5.0
Advertising space sales in directories and mailing lists.....	36	12	0.1	0.0	0.0	0.0	0.0	0.0
Advertising space sales in directories and mailing lists.....	36	1201	0.1	0.0	0.0	0.0	0.0	0.0
Advertising space sales in directories and mailing lists.....	36	120101	0.1	0.0	0.0	0.0	0.0	0.0
Television advertising time sales.....	36	2	-6.0	-7.3	5.3	1.9	6.5	1.2
Television advertising time sales.....	36	21	-6.0	-7.3	5.3	1.9	6.5	1.2
Broadcast and network television advertising time sales.....	36	2101	-3.2	-2.6	6.1	1.3	4.4	1.0
Broadcast and network television advertising time sales.....	36	210101	-3.2	-2.6	6.1	1.3	4.4	1.0
Cable network advertising time sales.....	36	2102	-11.0	-15.2	4.8	3.2	11.0	1.7
Cable network advertising time sales.....	36	210201	-11.0	-15.2	4.8	3.2	11.0	1.7
Local cable system advertising time sales.....	36	2103	3.6	0.0	0.0	0.0	0.0	0.0
Local cable system advertising time sales.....	36	210301	3.6	0.0	0.0	0.0	0.0	0.0
Radio advertising time sales.....	36	3	18.6	2.1	3.0	-3.1	9.5	-3.4
Radio advertising time sales.....	36	31	18.6	2.1	3.0	-3.1	9.5	-3.4
Radio advertising time sales.....	36	3101	18.6	2.1	3.0	-3.1	9.5	-3.4
Radio advertising time sales.....	36	310101	18.6	2.1	3.0	-3.1	9.5	-3.4
Internet advertising sales, excluding Internet advertising sold by print publishers.....	36	5	5.6	-1.2	-0.2	-1.0	-1.0	0.9
Internet advertising sales, excluding Internet advertising sold by print publishers.....	36	51	5.6	-1.2	-0.2	-1.0	-1.0	0.9
Internet advertising sales, excluding Internet advertising sold by print publishers.....	36	5101	5.6	-1.2	-0.2	-1.0	-1.0	0.9
Telecommunication, cable, and internet user services.....	37	—	1.5	0.8	-0.2	0.3	-0.4	0.2
Wired telephone services.....	37	1	-0.8	0.0	0.0	0.0	0.0	0.0
Residential wired telephone services.....	37	11	1.2	0.0	0.0	0.0	0.0	0.0
Local residential wired telephone service.....	37	1101	0.0	0.0	0.0	0.0	0.0	0.0
Local residential wired telephone service.....	37	110101	0.0	0.0	0.0	0.0	0.0	0.0
Long distance residential wired telephone service.....	37	1102	2.4	0.0	0.0	0.0	0.0	0.0
Long distance residential wired telephone service.....	37	110201	2.4	0.0	0.0	0.0	0.0	0.0
All-distance residential wired telephone service.....	37	1103	4.5	0.0	0.0	0.0	0.0	0.0
All-distance residential wired telephone service.....	37	110301	4.5	0.0	0.0	0.0	0.0	0.0
Business wired telephone services.....	37	12	-2.0	-0.1	0.1	0.0	0.1	0.0
Local business wired telephone service.....	37	1201	0.5	0.0	0.2	-0.1	0.0	0.0
Local business wired telephone service.....	37	120101	0.5	0.0	0.2	-0.1	0.0	0.0
Long distance business wired telephone service.....	37	1202	3.2	-1.0	0.0	0.5	1.1	0.0
Private line wired telephone service.....	37	1204	-4.5	0.0	0.0	0.0	0.0	0.0
Private line wired telephone service.....	37	120401	-4.5	0.0	0.0	0.0	0.0	0.0

See footnotes at end of table.

Table 7. Producer price index percentage changes for commodity and service groupings and individual items, not seasonally adjusted — Continued
[December 2021]

Title	Commodity code		Unadjusted 12-month percent change ¹	Unadjusted 1-month percent change ¹				
	Group code	Item code		Dec. 2020 to Dec. 2021 ^P	July to Aug.	Aug. to Sept. ^P	Sept. to Oct. ^P	Oct. to Nov. ^P
Other wired telephone services.....	37	13	-0.3	0.0	0.0	0.0	-0.3	0.0
Other wired telephone services.....	37	1301	-0.3	0.0	0.0	0.0	-0.3	0.0
Wireless telecommunication services.....	37	2	0.3	0.4	0.0	0.0	0.0	0.0
Cellular phone and other wireless telecommunication services.....	37	21	0.3	0.4	0.0	0.0	0.0	0.0
Cellular phone and other wireless telecommunication services.....	37	2101	0.3	0.4	0.0	0.0	0.0	0.0
Cellular phone and other wireless telecommunication services.....	37	210101	0.3	0.4	0.0	0.0	0.0	0.0
Cable and satellite subscriber services.....	37	3	3.4	-2.6	0.0	0.0	0.0	0.0
Cable and satellite subscriber services.....	37	31	3.4	-2.6	0.0	0.0	0.0	0.0
Cable and satellite subscriber services.....	37	3101	3.4	-2.6	0.0	0.0	0.0	0.0
Cable and satellite subscriber services.....	37	310101	3.4	-2.6	0.0	0.0	0.0	0.0
Internet access services.....	37	4	0.4	0.0	0.0	-0.1	0.0	0.1
Internet access services.....	37	41	0.4	0.0	0.0	-0.1	0.0	0.1
Residential Internet access services.....	37	4102	1.4	0.0	0.0	-0.2	0.0	0.3
Residential Internet access services.....	37	410201	1.4	0.0	0.0	-0.2	0.0	0.3
Business Internet access services.....	37	4103	-0.5	0.0	0.0	0.0	0.0	0.0
Business Internet access services.....	37	410301	-0.5	0.0	0.0	0.0	0.0	0.0
Bundled wired telecommunications access services.....	37	5	3.6	4.0	-0.9	1.2	-1.5	0.8
Bundled wired telecommunications access services.....	37	51	3.6	4.0	-0.9	1.2	-1.5	0.8
Bundled wired telecommunications access services.....	37	5101	3.6	4.0	-0.9	1.2	-1.5	0.8
Bundled wired telecommunications access services.....	37	510101	3.6	4.0	-0.9	1.2	-1.5	0.8
Data processing and related services.....	38	—	0.8	0.0	-0.2	0.2	0.0	0.0
Data processing and related services.....	38	1	0.8	0.0	-0.2	0.2	0.0	0.0
Data processing and related services.....	38	11	0.8	0.0	-0.2	0.2	0.0	0.0
Hosting, ASP and other IT infrastructure provisioning services.....	38	1101	1.3	-0.1	-0.3	0.4	0.0	0.0
Hosting, ASP and other IT infrastructure provisioning services.....	38	110101	1.3	-0.1	-0.3	0.4	0.0	0.0
Business process management services.....	38	1102	0.1	0.0	0.0	0.0	0.0	0.1
Business process management services.....	38	110201	0.1	0.0	0.0	0.0	0.0	0.1
Data management, information transformation and other services.....	38	1103	0.1	0.0	0.0	0.0	0.0	0.0
Data management, information transformation and other services.....	38	110301	0.1	0.0	0.0	0.0	0.0	0.0
Credit intermediation services (partial).....	39	—	3.2	0.5	0.7	-1.3	1.8	-1.6
Loan services (partial).....	39	1	7.3	0.3	1.2	-2.5	3.1	-0.3
Business loans (partial).....	39	11	14.2	0.3	2.3	-3.4	4.3	-1.3
Business loans (partial).....	39	1101	14.2	0.3	2.3	-3.4	4.3	-1.3
Business loans (partial).....	39	110101	14.2	0.3	2.3	-3.4	4.3	-1.3
Consumer loans (partial).....	39	12	2.3	-0.1	0.0	-1.8	2.4	0.5
Residential real estate loans (partial).....	39	1201	3.0	-0.7	-0.8	-1.3	2.4	1.6
Residential real estate loans, except home equity (partial).....	39	120101	2.1	-1.6	-1.1	-1.4	2.8	1.9
Home equity loans (partial).....	39	120102	7.0	2.9	0.3	-1.2	0.7	0.5
Vehicle loans (partial).....	39	1202	0.1	3.6	4.5	-5.3	5.3	-5.1
Vehicle loans (partial).....	39	120201	0.1	3.6	4.5	-5.3	5.3	-5.1
Credit cards, overdraft credit, and related plans (partial).....	39	1203	-0.5	1.9	2.5	-2.7	1.8	-2.7
Credit cards, overdraft credit, and related plans (partial).....	39	120301	-0.5	1.9	2.5	-2.7	1.8	-2.7
Other loans and loan services (partial).....	39	13	2.3	2.7	2.5	-1.5	0.0	0.2
Other loans and loan services (partial).....	39	1301	2.3	2.7	2.5	-1.5	0.0	0.2
Other loans and loan services (partial).....	39	130101	2.3	2.7	2.5	-1.5	0.0	0.2
Deposit services (partial).....	39	2	-3.3	1.3	-0.4	0.7	0.1	-4.3
Deposit services (partial).....	39	21	-3.3	1.3	-0.4	0.7	0.1	-4.3
Deposit services (partial).....	39	2101	-3.3	1.3	-0.4	0.7	0.1	-4.3
Deposit services (partial).....	39	210101	-3.3	1.3	-0.4	0.7	0.1	-4.3
Other credit intermediation services, including trust services (partial).....	39	3	-3.0	-0.6	-0.1	-0.2	-1.7	-0.1
Other credit intermediation services, including trust services (partial).....	39	31	-3.0	-0.6	-0.1	-0.2	-1.7	-0.1
Other credit intermediation services, including trust services (partial).....	39	3101	-3.0	-0.6	-0.1	-0.2	-1.7	-0.1
Other credit intermediation services, including trust services (partial).....	39	310101	-3.0	-0.6	-0.1	-0.2	-1.7	-0.1
Investment services.....	40	—	13.5	-0.5	0.9	-2.9	3.4	-0.2
Securities brokerage, dealing, investment advice, and related services.....	40	1	7.5	-3.4	-0.2	-6.4	6.1	-0.5
Securities brokerage, dealing, investment advice, and related services.....	40	11	7.5	-3.4	-0.2	-6.4	6.1	-0.5
Securities brokerage, dealing, and investment advice.....	40	1101	7.6	-4.1	-0.3	-7.6	7.3	-0.8

See footnotes at end of table.

Table 7. Producer price index percentage changes for commodity and service groupings and individual items, not seasonally adjusted — Continued
 [December 2021]

Title	Commodity code		Unadjusted 12-month percent change ¹	Unadjusted 1-month percent change ¹				
	Group code	Item code		Dec. 2020 to Dec. 2021 ^P	July to Aug.	Aug. to Sept. ^P	Sept. to Oct. ^P	Oct. to Nov. ^P
Securities brokerage, dealing, and investment advice.....	40	110101	7.6	-4.1	-0.3	-7.6	7.3	-0.8
Securities brokerage and dealing related services (partial).....	40	1102	6.4	0.1	0.2	-0.5	1.0	0.8
Securities brokerage and dealing related services.....	40	110201	6.4	0.1	0.2	-0.5	1.0	0.8
Portfolio management.....	40	2	15.9	0.8	1.2	-1.7	2.8	-0.2
Portfolio management.....	40	21	15.9	0.8	1.2	-1.7	2.8	-0.2
Portfolio management.....	40	2101	15.9	0.8	1.2	-1.7	2.8	-0.2
Portfolio management.....	40	210101	15.9	0.8	1.2	-1.7	2.8	-0.2
Investment banking.....	40	3	18.2	1.3	2.5	0.0	0.0	1.0
Investment banking.....	40	31	18.2	1.3	2.5	0.0	0.0	1.0
Investment banking.....	40	3101	18.2	1.3	2.5	0.0	0.0	1.0
Investment banking.....	40	310101	18.2	1.3	2.5	0.0	0.0	1.0
Insurance and annuities.....	41	—	-0.2	0.0	0.0	0.0	0.0	0.1
Insurance.....	41	1	0.0	0.0	0.1	-0.1	0.0	0.1
Insurance.....	41	11	0.0	0.0	0.1	-0.1	0.0	0.1
Life insurance.....	41	1101	0.7	0.1	-0.1	0.0	0.0	0.0
Life insurance.....	41	110101	0.7	0.1	-0.1	0.0	0.0	0.0
Disability insurance, including accidental death.....	41	1102	0.1	0.0	0.0	0.0	0.0	0.0
Disability insurance, including accidental death.....	41	110201	0.1	0.0	0.0	0.0	0.0	0.0
Health and medical insurance.....	41	1103	1.3	0.0	0.1	0.0	0.0	0.0
Health and medical insurance.....	41	110301	1.3	0.0	0.1	0.0	0.0	0.0
Property and casualty insurance.....	41	1104	-0.9	0.0	0.1	-0.1	0.0	0.2
Property and casualty insurance.....	41	110401	-0.9	0.0	0.1	-0.1	0.0	0.2
Annuities.....	41	2	-1.3	-0.3	0.0	0.1	0.1	0.0
Annuities.....	41	21	-1.3	-0.3	0.0	0.1	0.1	0.0
Annuities.....	41	2101	-1.3	-0.3	0.0	0.1	0.1	0.0
Annuities.....	41	210101	-1.3	-0.3	0.0	0.1	0.1	0.0
Commissions and fees from sales and administration of insurance policies (partial).....	42	—	0.6	0.1	0.3	0.1	0.0	0.0
Commissions from sales of insurance.....	42	1	0.6	0.1	0.3	0.1	0.0	0.0
Commissions from sales of insurance.....	42	11	0.6	0.1	0.3	0.1	0.0	0.0
Commissions from sales of life insurance and annuities.....	42	1101	0.9	0.0	0.0	0.0	0.1	0.0
Commissions from sales of life insurance and annuities.....	42	110101	0.9	0.0	0.0	0.0	0.1	0.0
Commissions from sales of health and medical insurance.....	42	1102	0.7	0.0	0.4	0.0	0.0	0.0
Commissions from sales of health and medical insurance.....	42	110201	0.7	0.0	0.4	0.0	0.0	0.0
Commissions from sales of property and casualty insurance.....	42	1103	0.7	0.1	0.4	0.2	0.0	0.0
Commissions from sales of property and casualty insurance.....	42	110301	0.7	0.1	0.4	0.2	0.0	0.0
Commissions from sales of other insurance.....	42	1104	0.0	0.0	0.0	0.0	0.0	0.0
Commissions from sales of other insurance.....	42	110401	0.0	0.0	0.0	0.0	0.0	0.0
Real estate services (partial).....	43	—	5.2	0.9	0.7	-0.5	0.3	0.7
Nonresidential real estate services.....	43	1	2.4	0.8	0.6	-0.9	0.3	0.8
Nonresidential real estate rents.....	43	11	1.9	0.7	0.6	-1.2	0.3	0.9
Office buildings, gross rents.....	43	1101	4.1	0.7	-0.4	1.0	1.3	0.2
Office buildings, gross rents.....	43	110101	4.1	0.7	-0.4	1.0	1.3	0.2
Retail properties, gross rents.....	43	1102	-1.6	-0.7	3.0	-3.6	-1.3	3.5
Retail properties, gross rents.....	43	110201	-1.6	-0.7	3.0	-3.6	-1.3	3.5
Industrial buildings, gross rents.....	43	1103	1.6	0.4	0.5	0.2	0.0	0.3
Industrial buildings, gross rents.....	43	110301	1.6	0.4	0.5	0.2	0.0	0.3
Self-service storage and miniwarehouses, gross rents.....	43	1104	13.7	1.8	1.4	1.3	0.3	1.2
Self-service storage and miniwarehouses, gross rents.....	43	110401	13.7	1.8	1.4	1.3	0.3	1.2
Other nonresidential buildings, gross rents.....	43	1105	-6.1	7.7	-6.4	-7.1	3.5	-9.3
Other nonresidential buildings, gross rents.....	43	110501	-6.1	7.7	-6.4	-7.1	3.5	-9.3
Nonresidential property sales and leases including land, brokerage fees and commissions.....	43	12	8.2	0.4	0.5	1.2	0.1	0.8
Nonresidential property sales and leases including land, brokerage fees and commissions.....	43	1201	8.2	0.4	0.5	1.2	0.1	0.8
Nonresidential property sales and leases including land, brokerage fees and commissions.....	43	120101	8.2	0.4	0.5	1.2	0.1	0.8
Nonresidential property management fees.....	43	13	-1.0	3.1	0.7	0.4	0.3	-0.3
Nonresidential property management fees.....	43	1301	-1.0	3.1	0.7	0.4	0.3	-0.3
Nonresidential property management fees.....	43	130101	-1.0	3.1	0.7	0.4	0.3	-0.3

See footnotes at end of table.

Table 7. Producer price index percentage changes for commodity and service groupings and individual items, not seasonally adjusted — Continued
 [December 2021]

Title	Commodity code		Unadjusted 12-month percent change ¹	Unadjusted 1-month percent change ¹				
	Group code	Item code		Dec. 2020 to Dec. 2021 ^P	July to Aug.	Aug. to Sept. ^P	Sept. to Oct. ^P	Oct. to Nov. ^P
Residential real estate services (partial).....	43	2	10.1	1.1	0.7	0.0	0.3	0.4
Residential property sales and rental, brokerage fees and commissions.....	43	21	11.6	1.3	0.9	0.1	0.3	0.1
Residential property sales and rental, brokerage fees and commissions... ..	43	2101	11.6	1.3	0.9	0.1	0.3	0.1
Residential property sales and rental, brokerage fees and commissions.....	43	210101	11.6	1.3	0.9	0.1	0.3	0.1
Residential property management fees.....	43	22	6.0	0.3	0.2	-0.1	0.2	1.3
Residential property management fees.....	43	2201	6.0	0.3	0.2	-0.1	0.2	1.3
Residential property management fees.....	43	220101	6.0	0.3	0.2	-0.1	0.2	1.3
Real estate appraisal fees.....	43	3	6.6	0.5	1.5	-0.5	0.7	1.9
Real estate appraisal fees.....	43	31	6.6	0.5	1.5	-0.5	0.7	1.9
Real estate appraisal fees.....	43	3101	6.6	0.5	1.5	-0.5	0.7	1.9
Real estate appraisal fees.....	43	310101	6.6	0.5	1.5	-0.5	0.7	1.9
Rental and leasing of goods (partial).....	44	—	13.9	-2.3	-5.0	3.1	-0.9	-2.3
Passenger car rental.....	44	1	33.7	-5.1	-10.6	6.6	-2.2	-3.8
Passenger car rental.....	44	11	33.7	-5.1	-10.6	6.6	-2.2	-3.8
Passenger car rental.....	44	1101	33.7	-5.1	-10.6	6.6	-2.2	-3.8
Passenger car rental.....	44	110101	33.7	-5.1	-10.6	6.6	-2.2	-3.8
Truck, trailer, and RV rental and leasing.....	44	2	1.4	0.9	0.2	0.5	0.3	-2.3
Truck, trailer, and RV rental and leasing.....	44	21	1.4	0.9	0.2	0.5	0.3	-2.3
Truck, truck trailer and RV rental.....	44	2101	1.2	1.5	-0.9	1.3	0.3	-5.8
Truck, truck trailer and RV rental.....	44	210101	1.2	1.5	-0.9	1.3	0.3	-5.8
Truck, truck trailer and RV leasing.....	44	2102	1.6	0.4	1.0	-0.2	0.2	0.5
Truck, truck trailer and RV leasing.....	44	210201	1.6	0.4	1.0	-0.2	0.2	0.5
Construction, mining, and forestry machinery and equipment rental and leasing.....	44	3	1.5	0.0	0.2	0.2	0.0	0.0
Construction, mining, and forestry machinery and equipment rental and leasing.....	44	31	1.5	0.0	0.2	0.2	0.0	0.0
Construction, mining, and forestry machinery and equipment rental and leasing.....	44	3101	1.5	0.0	0.2	0.2	0.0	0.0
Construction, mining, and forestry machinery and equipment rental and leasing.....	44	310101	1.5	0.0	0.2	0.2	0.0	0.0
Professional services (partial).....	45	—	5.1	0.0	0.0	0.4	-0.1	0.0
Legal services.....	45	1	3.9	-0.2	-0.1	0.3	-0.1	0.1
Legal services.....	45	11	3.9	-0.2	-0.1	0.3	-0.1	0.1
Legal services.....	45	1101	3.9	-0.2	-0.1	0.3	-0.1	0.1
Legal services.....	45	110101	3.9	-0.2	-0.1	0.3	-0.1	0.1
Accounting services (partial).....	45	2	2.0	1.0	0.5	-0.3	0.1	0.2
Accounting services, excluding payroll.....	45	21	2.0	1.0	0.5	-0.3	0.1	0.2
Financial auditing.....	45	2101	2.3	1.4	-0.3	-0.8	-0.1	0.1
Financial auditing.....	45	210101	2.3	1.4	-0.3	-0.8	-0.1	0.1
Tax preparation and planning.....	45	2102	-2.0	1.0	0.9	0.5	0.1	0.5
Tax preparation and planning.....	45	210201	-2.0	1.0	0.9	0.5	0.1	0.5
Bookkeeping and compilation.....	45	2103	9.7	1.1	0.5	0.3	0.1	0.1
Bookkeeping and compilation.....	45	210301	9.7	1.1	0.5	0.3	0.1	0.1
Other accounting services, including billing and review.....	45	2104	5.1	0.6	0.7	-1.2	0.1	0.0
Other accounting services, including billing and review.....	45	210401	5.1	0.6	0.7	-1.2	0.1	0.0
Architectural and engineering services.....	45	3	2.2	0.0	0.0	0.5	0.1	-0.1
Architectural services.....	45	31	2.3	0.2	0.4	0.1	0.2	0.0
Architectural services.....	45	3101	2.3	0.2	0.4	0.1	0.2	0.0
Architectural services.....	45	310101	2.3	0.2	0.4	0.1	0.2	0.0
Engineering services.....	45	32	2.1	0.0	0.0	0.5	0.1	-0.1
Engineering services.....	45	3201	2.1	0.0	0.0	0.5	0.1	-0.1
Engineering services.....	45	320101	2.1	0.0	0.0	0.5	0.1	-0.1
Management, scientific, and technical consulting services.....	45	4	16.2	-0.1	-0.1	1.1	-0.3	-0.2
Management consulting services.....	45	41	16.2	-0.1	-0.1	1.1	-0.3	-0.2
Administrative and general management consulting services.....	45	4101	23.2	-0.1	0.0	0.6	0.1	0.0
Administrative and general management consulting services.....	45	410101	23.2	-0.1	0.0	0.6	0.1	0.0
Human resources consulting services.....	45	4102	5.2	1.7	-1.6	3.4	-5.0	-0.4
Human resources consulting services.....	45	410201	5.2	1.7	-1.6	3.4	-5.0	-0.4

See footnotes at end of table.

Table 7. Producer price index percentage changes for commodity and service groupings and individual items, not seasonally adjusted — Continued
 [December 2021]

Title	Commodity code		Unadjusted 12-month percent change ¹	Unadjusted 1-month percent change ¹				
	Group code	Item code		Dec. 2020 to Dec. 2021 ^P	July to Aug.	Aug. to Sept. ^P	Sept. to Oct. ^P	Oct. to Nov. ^P
Marketing consulting services.....	45	4103	0.1	0.0	0.0	0.0	0.0	0.0
Marketing consulting services.....	45	410301	0.1	0.0	0.0	0.0	0.0	0.0
Process, physical distribution, and logistics consulting services.....	45	4104	2.2	-1.0	-0.3	4.8	-0.7	-1.3
Process, physical distribution, and logistics consulting services.....	45	410401	2.2	-1.0	-0.3	4.8	-0.7	-1.3
Other management consulting services.....	45	4105	0.2	0.0	-0.1	0.4	0.0	-0.4
Other management consulting services.....	45	410501	0.2	0.0	-0.1	0.4	0.0	-0.4
Advertising and related services (partial).....	45	5	-0.7	-0.1	0.0	-0.1	-0.7	0.0
Advertising agency services.....	45	51	-0.7	-0.1	0.0	-0.1	-0.7	0.0
Advertising agency services.....	45	5101	-0.7	-0.1	0.0	-0.1	-0.7	0.0
Advertising agency services.....	45	510101	-0.7	-0.1	0.0	-0.1	-0.7	0.0
Information technology (IT) technical support and consulting services (partial).....	45	6	0.5	0.0	0.0	0.0	0.0	0.0
Information technology (IT) technical support and consulting services (partial).....	45	61	0.5	0.0	0.0	0.0	0.0	0.0
Information technology (IT) technical support and consulting services (partial).....	45	6101	0.5	0.0	0.0	0.0	0.0	0.0
Information technology (IT) technical support and consulting services (partial).....	45	610101	0.5	0.0	0.0	0.0	0.0	0.0
Employment services.....	46	—	5.0	-0.2	0.1	0.2	0.8	0.9
Permanent placement services.....	46	1	3.2	1.8	0.7	-2.0	0.2	1.3
Permanent placement services.....	46	11	3.2	1.8	0.7	-2.0	0.2	1.3
Employment placement services.....	46	1101	3.2	1.8	0.7	-2.0	0.2	1.3
Employment placement services.....	46	110101	3.2	1.8	0.7	-2.0	0.2	1.3
Executive search services.....	46	2	0.6	1.0	-2.5	-0.6	1.4	-0.1
Executive search services.....	46	21	0.6	1.0	-2.5	-0.6	1.4	-0.1
Executive search services.....	46	2101	0.6	1.0	-2.5	-0.6	1.4	-0.1
Executive search services.....	46	210101	0.6	1.0	-2.5	-0.6	1.4	-0.1
Staffing services.....	46	3	5.2	-0.3	0.2	0.3	0.9	0.9
Temporary help services.....	46	31	7.2	-0.6	0.2	0.4	1.6	1.6
Temporary help services.....	46	3101	7.2	-0.6	0.2	0.4	1.6	1.6
Temporary help services.....	46	310101	7.2	-0.6	0.2	0.4	1.6	1.6
Co-employment staffing services.....	46	32	2.9	0.0	0.1	0.1	0.0	0.0
Co-employment staffing services.....	46	3201	2.9	0.0	0.1	0.1	0.0	0.0
Co-employment staffing services.....	46	320101	2.9	0.0	0.1	0.1	0.0	0.0
Travel arrangement services (partial).....	47	—	0.0	0.0	0.8	-1.8	-0.5	-1.1
Arrangement of flights (partial).....	47	1	-9.1	0.6	0.8	-1.3	0.3	0.2
Arrangement of international flights.....	47	11	1.4	1.0	1.1	-2.2	0.2	0.4
Arrangement of international flights.....	47	1101	1.4	1.0	1.1	-2.2	0.2	0.4
Arrangement of international flights.....	47	110101	1.4	1.0	1.1	-2.2	0.2	0.4
Arrangement of domestic flights.....	47	12	-26.2	-0.1	0.2	0.6	0.5	-0.2
Arrangement of domestic flights (partial).....	47	1201	-26.2	-0.1	0.2	0.6	0.5	-0.2
Arrangement of domestic flights.....	47	120101	-26.2	-0.1	0.2	0.6	0.5	-0.2
Arrangement of vehicle rentals and lodging.....	47	2	19.0	-0.1	-1.4	-5.0	0.7	1.0
Arrangement of vehicle rentals and lodging.....	47	21	19.0	-0.1	-1.4	-5.0	0.7	1.0
Arrangement of vehicle rentals and lodging (partial).....	47	2101	19.0	-0.1	-1.4	-5.0	0.7	1.0
Arrangement of vehicle rentals and lodging.....	47	210101	19.0	-0.1	-1.4	-5.0	0.7	1.0
Arrangement of cruises and tours.....	47	3	6.2	-0.7	3.7	-3.5	-3.6	-6.7
Arrangement of cruises and tours.....	47	31	6.2	-0.7	3.7	-3.5	-3.6	-6.7
Arrangement of cruises and tours.....	47	3101	6.2	-0.7	3.7	-3.5	-3.6	-6.7
Arrangement of cruises and tours.....	47	310101	6.2	-0.7	3.7	-3.5	-3.6	-6.7
Other travel arrangements (partial).....	47	4	0.0	0.0	0.0	0.0	0.0	0.0
Other travel arrangements (partial).....	47	41	0.0	0.0	0.0	0.0	0.0	0.0
Other travel arrangements (partial).....	47	4101	0.0	0.0	0.0	0.0	0.0	0.0
Other travel arrangements (partial).....	47	410101	0.0	0.0	0.0	0.0	0.0	0.0
Selected security services (partial).....	48	—	5.8	1.1	1.0	0.6	0.0	0.5
Security guard services.....	48	1	5.8	1.1	1.0	0.6	0.0	0.5
Security guard services.....	48	11	5.8	1.1	1.0	0.6	0.0	0.5
Security guard services.....	48	1101	5.8	1.1	1.0	0.6	0.0	0.5

See footnotes at end of table.

Table 7. Producer price index percentage changes for commodity and service groupings and individual items, not seasonally adjusted — Continued
 [December 2021]

Title	Commodity code		Unadjusted 12-month percent change ¹ Dec. 2020 to Dec. 2021 ^P	Unadjusted 1-month percent change ¹				
	Group code	Item code		July to Aug.	Aug. to Sept. ^P	Sept. to Oct. ^P	Oct. to Nov. ^P	Nov. to Dec. ^P
Security guard services.....	48	110101	5.8	1.1	1.0	0.6	0.0	0.5
Cleaning and building maintenance services (partial).....	49	—	5.4	0.0	0.4	0.2	0.3	2.5
Janitorial services.....	49	1	5.4	0.0	0.4	0.2	0.3	2.5
Janitorial services.....	49	11	5.4	0.0	0.4	0.2	0.3	2.5
Janitorial services.....	49	1101	5.4	0.0	0.4	0.2	0.3	2.5
Janitorial services.....	49	110101	5.4	0.0	0.4	0.2	0.3	2.5
Waste collection and remediation services (partial).....	50	—	4.0	0.3	0.4	1.0	0.1	0.2
Waste collection.....	50	1	4.0	0.3	0.4	1.0	0.1	0.2
Solid waste collection.....	50	11	4.0	0.3	0.4	1.0	0.1	0.2
Solid waste collection.....	50	1101	4.0	0.3	0.4	1.0	0.1	0.2
Solid waste collection.....	50	110101	4.0	0.3	0.4	1.0	0.1	0.2
Health care services.....	51	—	3.0	0.3	0.3	0.2	0.1	0.1
Outpatient care (partial).....	51	1	3.3	0.1	0.1	0.2	0.1	0.1
Outpatient care (partial).....	51	11	3.3	0.1	0.1	0.2	0.1	0.1
Physician care.....	51	1101	4.5	0.0	0.3	0.1	0.3	0.3
Medicare patients: physician care.....	51	110102	9.2	0.0	0.0	0.0	0.0	0.0
Medicaid patients: physician care.....	51	110103	-0.2	0.0	0.0	0.0	0.0	0.0
Private insurance patients: physician care.....	51	110104	3.0	0.0	0.4	0.1	0.5	0.6
All other patients: physician care.....	51	110105	3.7	0.0	0.3	0.1	0.3	0.0
Medical laboratory and diagnostic imaging center care.....	51	1102	-0.3	0.0	0.1	-0.1	0.0	0.0
Medical laboratory care.....	51	110201	0.0	0.0	-0.1	-0.1	0.0	0.0
Medicare patients: medical laboratory care.....	51	1102011	0.1	0.0	0.0	0.0	0.0	0.0
Medicaid patients: medical laboratory care.....	51	1102012	-0.9	0.0	0.0	0.0	-0.1	0.0
Private insurance patients: medical laboratory care.....	51	1102013	0.1	0.0	-0.1	-0.2	0.0	0.0
All other patients: medical laboratory care.....	51	1102014	0.0	0.0	0.0	0.0	0.0	0.0
Diagnostic imaging center care.....	51	110202	-0.6	0.0	0.3	0.0	0.0	0.0
Medicare and Medicaid patients: diagnostic imaging center care.....	51	1102021	0.7	0.0	1.1	0.0	0.0	0.0
Private insurance and all other patients: diagnostic imaging center care.....	51	1102024	-0.9	0.0	0.0	0.0	0.0	0.0
Home health and hospice care.....	51	1103	1.7	0.0	0.0	0.6	0.0	0.0
Home health and hospice care.....	51	110301	1.7	0.0	0.0	0.6	0.0	0.0
Medicare and Medicaid patients: home health and hospice care.....	51	11030101	1.5	0.0	0.0	0.7	0.0	0.0
Medicare patients: home health and hospice care.....	51	110301011	1.8	0.0	0.0	0.7	0.0	0.0
Medicaid patients: home health and hospice care.....	51	110301012	1.2	0.1	0.0	0.7	0.1	0.0
Private insurance and all other patients: home health and hospice care.....	51	11030102	2.5	0.0	0.0	0.0	0.0	0.0
Private insurance patients: home health and hospice care.....	51	110301021	0.0	0.0	0.0	0.0	0.0	0.0
All other patients: home health and hospice care.....	51	110301022	3.8	0.0	0.0	0.0	0.0	0.0
Hospital outpatient care.....	51	1104	3.3	0.1	0.0	0.3	0.0	0.0
Hospital outpatient care.....	51	110401	3.3	0.1	0.0	0.3	0.0	0.0
Hospital outpatient care, general medical & surgical hospitals.....	51	1104011	3.3	0.1	0.0	0.3	0.0	0.0
Medicare patients: hospital outpatient care, general medical and surgical hospitals.....	51	11040111	2.2	0.0	0.0	0.2	0.0	0.0
Medicaid patients: hospital outpatient care, general medical and surgical hospitals.....	51	11040112	-1.7	0.0	0.0	0.0	0.0	0.0
Private insurance and all other patients: outpatient care, gen. medical and surgical hospitals.....	51	11040113	3.8	0.1	0.0	0.4	0.0	0.0
Dental care.....	51	1105	1.6	0.3	0.2	0.0	0.0	0.0
Private insurance patients: dental care.....	51	110502	0.7	0.4	0.0	0.0	0.0	0.0
Private insurance patients: dental visits and consultations.....	51	1105021	1.5	1.1	0.0	0.0	0.0	0.0
Private insurance patients: dental surgical intervention services.....	51	1105022	0.0	0.0	0.0	0.0	0.0	0.0
Private insurance patients: dental non-surgical intervention services.....	51	1105023	0.4	0.0	0.0	0.0	0.0	0.0
Medicare, Medicaid and all other patients: dental care.....	51	110503	2.6	0.2	0.5	0.0	0.0	0.0
Medicare, Medicaid and all other patients: dental visits and consultations.....	51	1105031	2.6	0.5	1.6	0.0	0.0	0.0
Medicare, Medicaid and all other patients: dental surgical intervention services.....	51	1105032	2.7	0.0	0.0	0.0	0.0	0.0
Medicare and Medicaid and all other patients: dental non-surgical intervention services.....	51	1105033	2.5	0.0	0.0	0.0	0.0	0.0
Inpatient care.....	51	2	2.6	0.6	0.5	0.3	0.1	0.2
Inpatient care.....	51	21	2.6	0.6	0.5	0.3	0.1	0.2
Hospital inpatient care.....	51	2101	2.9	0.6	0.6	0.4	0.0	0.2
Hospital inpatient care.....	51	210101	2.9	0.6	0.6	0.4	0.0	0.2
Hospital inpatient care, general medical and surgical hospitals.....	51	2101011	3.0	0.6	0.7	0.4	0.0	0.2

See footnotes at end of table.

Table 7. Producer price index percentage changes for commodity and service groupings and individual items, not seasonally adjusted — Continued
 [December 2021]

Title	Commodity code		Unadjusted 12-month percent change ¹	Unadjusted 1-month percent change ¹				
	Group code	Item code		Dec. 2020 to Dec. 2021 ^P	July to Aug.	Aug. to Sept. ^P	Sept. to Oct. ^P	Oct. to Nov. ^P
Medicare patients: hospital inpatient care, general medical and surgical hospitals.....	51	21010111	1.4	0.0	0.0	1.4	0.0	0.0
Medicaid patients: hospital inpatient care, general medical and surgical hospitals.....	51	21010112	1.9	0.0	0.0	0.0	0.0	0.0
Private insur. & all other patients: hospital inpatient, general medical and surgical hospitals.....	51	21010113	4.3	1.2	1.3	-0.2	0.0	0.4
Private insurance patients: hospital inpatient care, general medical and surgical hospitals.....	51	210101131	4.6	1.4	1.5	-0.2	0.0	0.5
All other patients: hospital inpatient care, general medical and surgical hospitals.....	51	210101132	2.3	0.0	0.0	0.0	0.0	0.0
Hospital inpatient care, psychiatric & substance abuse hospitals.....	51	2101012	3.6	0.0	0.9	0.3	0.0	0.0
Hospital inpatient care, specialty hospitals.....	51	2101013	0.7	1.4	-0.5	-0.5	0.5	0.0
Medicare patients: hospital inpatient care, specialty hospitals.....	51	21010131	-0.6	-0.3	-1.2	-0.4	0.4	0.0
Medicaid patients: hospital inpatient care, specialty hospitals.....	51	21010132	1.7	0.0	0.3	1.8	2.6	0.0
Private insurance and all other patients: hospital inpatient care, specialty hospitals.....	51	21010133	1.6	2.9	-0.2	-1.2	0.0	0.0
Nursing home care.....	51	2102	0.8	0.4	0.0	0.2	0.2	0.0
Nursing home care.....	51	210201	0.8	0.4	0.0	0.2	0.2	0.0
Medicare and Medicaid patients: Nursing home care.....	51	21020101	1.6	0.5	0.0	0.4	0.3	-0.2
Medicaid patients: Nursing home care.....	51	210201011	1.8	0.8	-0.1	-0.3	0.5	-0.3
Medicare patients: Nursing home care.....	51	210201012	1.3	0.0	0.0	1.4	0.0	0.0
Private insurance and all other patients: Nursing home care.....	51	21020102	0.0	0.2	0.0	-0.1	0.0	0.2
Private insurance patients: Nursing home care.....	51	210201021	0.7	0.0	0.0	0.0	0.0	0.0
All other patients: Nursing home care.....	51	210201022	-0.2	0.2	-0.1	-0.1	0.0	0.2
Intellectual and developmental disability center care.....	51	2103	3.3	0.3	0.0	0.0	0.0	0.3
Intellectual and developmental disability center care.....	51	210301	3.3	0.3	0.0	0.0	0.0	0.3
Medicaid patients: Intellectual and developmental disability center care.....	51	21030101	3.5	0.4	0.0	0.0	0.0	0.1
Medicare, private ins. & all other patients: Intellectual & develop. disability center care.....	51	21030102	2.8	0.0	0.0	0.0	0.0	1.3
Sales of blood and blood products, organs, and tissues.....	51	3	1.9	-0.2	-0.1	0.3	0.3	0.3
Sales of blood and blood products, organs, and tissues.....	51	31	1.9	-0.2	-0.1	0.3	0.3	0.3
Sales of blood and blood products, organs, and tissues.....	51	3101	1.9	-0.2	-0.1	0.3	0.3	0.3
Sales of blood and blood products, organs, and tissues.....	51	310101	1.9	-0.2	-0.1	0.3	0.3	0.3
Accommodation services.....	53	—	19.3	-1.0	-4.2	0.3	-0.8	-0.3
Traveler accommodation services.....	53	1	19.3	-1.0	-4.2	0.3	-0.8	-0.3
Traveler accommodation services.....	53	11	19.3	-1.0	-4.2	0.3	-0.8	-0.3
Guestroom or unit rental.....	53	1101	21.1	-1.2	-4.5	0.4	-0.8	-0.4
Guestroom or unit rental.....	53	110101	21.1	-1.2	-4.5	0.4	-0.8	-0.4
Other traveler accommodation services.....	53	1102	3.1	1.3	0.0	-0.3	-0.1	0.6
Other traveler accommodation services.....	53	110201	3.1	1.3	0.0	-0.3	-0.1	0.6
Food and beverage for immediate consumption services (partial).....	54	—	7.6	1.0	0.1	-0.1	0.2	0.7
Food and beverage for immediate consumption services (partial).....	54	1	7.6	1.0	0.1	-0.1	0.2	0.7
Food and nonalcoholic beverages for immediate consumption (partial).....	54	11	8.1	1.2	0.1	-0.1	0.0	0.9
Food and nonalcoholic beverages for immediate consumption (partial).....	54	1101	8.1	1.2	0.1	-0.1	0.0	0.9
Food and nonalcoholic beverages for immediate consumption (partial).....	54	110101	8.1	1.2	0.1	-0.1	0.0	0.9
Alcoholic beverages for immediate consumption (partial).....	54	12	4.9	0.0	0.2	0.3	1.2	-0.6
Alcoholic beverages for immediate consumption (partial).....	54	1201	4.9	0.0	0.2	0.3	1.2	-0.6
Alcoholic beverages for immediate consumption (partial).....	54	120101	4.9	0.0	0.2	0.3	1.2	-0.6
Repair and maintenance services (partial).....	55	—	3.6	0.2	0.4	0.3	0.2	0.2
Commercial and industrial machinery and equipment repair and maintenance.....	55	1	4.5	0.0	0.0	1.2	0.3	0.0
Commercial and industrial machinery and equipment repair and maintenance.....	55	11	4.5	0.0	0.0	1.2	0.3	0.0
Commercial machinery repair and maintenance.....	55	1101	4.5	0.0	0.0	1.2	0.3	0.0
Commercial machinery repair and maintenance.....	55	110101	4.5	0.0	0.0	1.2	0.3	0.0
Motor vehicle repair and maintenance (partial).....	55	2	2.6	0.3	0.3	0.2	0.3	0.2
Motor vehicle repair and maintenance (partial).....	55	21	2.6	0.3	0.3	0.2	0.3	0.2
Motor vehicle repair and maintenance (partial).....	55	2101	2.6	0.3	0.3	0.2	0.3	0.2
Motor vehicle repair and maintenance (partial).....	55	210101	2.6	0.3	0.3	0.2	0.3	0.2
Ship repair and maintenance.....	55	3	5.5	0.0	1.2	0.0	0.0	1.0
Ship repair and maintenance.....	55	31	5.5	0.0	1.2	0.0	0.0	1.0
Ship repair, military.....	55	3101	3.9	0.0	0.6	0.0	0.0	0.4

See footnotes at end of table.

Table 7. Producer price index percentage changes for commodity and service groupings and individual items, not seasonally adjusted — Continued
 [December 2021]

Title	Commodity code		Unadjusted 12-month percent change ¹ Dec. 2020 to Dec. 2021 ^P	Unadjusted 1-month percent change ¹				
	Group code	Item code		July to Aug.	Aug. to Sept. ^P	Sept. to Oct. ^P	Oct. to Nov. ^P	Nov. to Dec. ^P
Ship repair, military.....	55	310101	3.9	0.0	0.6	0.0	0.0	0.4
Ship repair, nonmilitary.....	55	3102	10.3	0.0	3.0	0.0	0.0	2.7
Ship repair, nonmilitary.....	55	310201	10.3	0.0	3.0	0.0	0.0	2.7
Aircraft repair and maintenance.....	55	4	4.6	0.0	0.6	0.0	0.0	0.0
Aircraft repair and maintenance.....	55	41	4.6	0.0	0.6	0.0	0.0	0.0
Aircraft repair and maintenance.....	55	4101	4.6	0.0	0.6	0.0	0.0	0.0
Aircraft repair and maintenance.....	55	410101	4.6	0.0	0.6	0.0	0.0	0.0
Entertainment services (partial).....	56	—	3.0	-0.7	0.0	1.4	2.0	-1.7
Membership dues and admissions and recreation facility use fees (partial).....	56	1	4.4	0.2	-0.4	1.4	0.9	1.2
Membership dues and admissions and recreation facility use fees (partial).....	56	11	4.4	0.2	-0.4	1.4	0.9	1.2
Membership dues.....	56	1101	4.1	0.3	0.5	0.0	0.0	0.0
Membership dues, golf courses and country clubs.....	56	110101	2.2	0.8	0.0	0.0	0.0	0.0
Membership dues, fitness and recreational sports centers.....	56	110102	5.6	0.0	0.9	0.0	0.0	0.0
Admissions and recreational facilities use fees (partial).....	56	1102	5.0	0.0	-2.0	4.1	2.4	3.2
Admissions and recreational facilities use fees, golf courses and country clubs.....	56	110201	1.9	0.0	-1.0	-1.0	6.9	6.2
Admissions and recreational facilities use fees, fitness and recreational sports centers.....	56	110202	5.5	-0.1	0.0	1.5	0.0	0.0
Admissions and recreational facilities use fees, amusement and theme parks.....	56	110203	6.6	0.0	-2.6	7.0	0.4	1.9
Recreational activity instruction fees (partial).....	56	2	-1.6	0.0	0.0	0.0	0.0	0.0
Recreational activity instruction fees (partial).....	56	21	-1.6	0.0	0.0	0.0	0.0	0.0
Recreational activity instruction fees (partial).....	56	2101	-1.6	0.0	0.0	0.0	0.0	0.0
Recreational activity instruction fees (partial).....	56	210101	-1.6	0.0	0.0	0.0	0.0	0.0
Gaming receipts (partial).....	56	3	1.3	-1.9	0.4	1.3	3.5	-5.1
Gaming receipts (partial).....	56	31	1.3	-1.9	0.4	1.3	3.5	-5.1
Gaming receipts (partial).....	56	3101	1.3	-1.9	0.4	1.3	3.5	-5.1
Gaming receipts (partial).....	56	310101	1.3	-1.9	0.4	1.3	3.5	-5.1
Wholesale trade services.....	57	—	11.6	3.5	-1.3	1.1	-0.1	1.1
Machinery and equipment and parts and supplies wholesaling.....	57	1	12.8	0.7	-0.5	2.6	1.8	1.6
Machinery and equipment and parts and supplies wholesaling.....	57	11	12.8	0.7	-0.5	2.6	1.8	1.6
Parts and supplies for machinery and equipment wholesaling.....	57	1102	12.5	-0.1	-1.5	2.0	1.8	2.6
Parts and supplies for machinery and equipment wholesaling.....	57	110201	12.5	-0.1	-1.5	2.0	1.8	2.6
Machinery and vehicle wholesaling.....	57	1103	15.9	2.9	0.1	4.1	2.0	1.4
Machinery and vehicle wholesaling.....	57	110301	15.9	2.9	0.1	4.1	2.0	1.4
Professional and commercial equipment wholesaling.....	57	1104	6.5	-1.9	1.9	1.0	1.3	-1.6
Professional and commercial equipment wholesaling.....	57	110401	6.5	-1.9	1.9	1.0	1.3	-1.6
Furnishings wholesaling.....	57	2	28.1	5.3	2.3	3.3	-5.8	9.6
Furnishings wholesaling.....	57	21	28.1	5.3	2.3	3.3	-5.8	9.6
Furnishings wholesaling.....	57	2101	28.1	5.3	2.3	3.3	-5.8	9.6
Furnishings wholesaling.....	57	210101	28.1	5.3	2.3	3.3	-5.8	9.6
Building materials, paint, and hardware wholesaling.....	57	3	24.0	7.1	1.8	4.7	-3.0	-0.8
Building materials, paint, and hardware wholesaling.....	57	31	24.0	7.1	1.8	4.7	-3.0	-0.8
Building materials, paint, and hardware wholesaling.....	57	3101	24.0	7.1	1.8	4.7	-3.0	-0.8
Building materials, paint, and hardware wholesaling.....	57	310101	24.0	7.1	1.8	4.7	-3.0	-0.8
Metals, minerals, and ores wholesaling.....	57	4	34.2	1.5	-0.6	-4.5	-7.0	0.7
Metals, minerals, and ores wholesaling.....	57	41	34.2	1.5	-0.6	-4.5	-7.0	0.7
Metals, minerals, and ores wholesaling.....	57	4101	34.2	1.5	-0.6	-4.5	-7.0	0.7
Metals, minerals, and ores wholesaling.....	57	410101	34.2	1.5	-0.6	-4.5	-7.0	0.7
Chemicals and allied products wholesaling.....	57	5	6.5	7.9	-3.1	0.6	-2.5	2.1
Chemicals and allied products wholesaling.....	57	51	6.5	7.9	-3.1	0.6	-2.5	2.1
Chemicals and allied products wholesaling.....	57	5101	6.5	7.9	-3.1	0.6	-2.5	2.1
Chemicals and allied products wholesaling.....	57	510101	6.5	7.9	-3.1	0.6	-2.5	2.1
Paper and plastics products wholesaling.....	57	6	20.2	-0.9	3.4	1.6	3.2	-0.8
Paper and plastics products wholesaling.....	57	61	20.2	-0.9	3.4	1.6	3.2	-0.8
Paper and plastics products wholesaling.....	57	6101	20.2	-0.9	3.4	1.6	3.2	-0.8
Paper and plastics products wholesaling.....	57	610101	20.2	-0.9	3.4	1.6	3.2	-0.8
Apparel wholesaling.....	57	7	-1.3	3.0	2.7	-2.1	4.7	-1.4

See footnotes at end of table.

Table 7. Producer price index percentage changes for commodity and service groupings and individual items, not seasonally adjusted — Continued
 [December 2021]

Title	Commodity code		Unadjusted 12-month percent change ¹	Unadjusted 1-month percent change ¹				
	Group code	Item code		Dec. 2020 to Dec. 2021 ^P	July to Aug.	Aug. to Sept. ^P	Sept. to Oct. ^P	Oct. to Nov. ^P
Apparel wholesaling.....	57	71	-1.3	3.0	2.7	-2.1	4.7	-1.4
Apparel wholesaling.....	57	7101	-1.3	3.0	2.7	-2.1	4.7	-1.4
Apparel wholesaling.....	57	710101	-1.3	3.0	2.7	-2.1	4.7	-1.4
Food and alcohol wholesaling.....	57	8	4.1	1.8	1.7	3.1	-2.8	1.2
Food and alcohol wholesaling.....	57	81	4.1	1.8	1.7	3.1	-2.8	1.2
Food wholesaling.....	57	8101	3.5	2.1	1.8	3.9	-3.9	1.2
Food wholesaling.....	57	810101	3.5	2.1	1.8	3.9	-3.9	1.2
Alcohol wholesaling.....	57	8102	6.7	0.5	1.2	-0.3	1.9	0.9
Alcohol wholesaling.....	57	810201	6.7	0.5	1.2	-0.3	1.9	0.9
Other commodities wholesaling.....	57	9	7.1	10.0	-7.2	-1.9	1.1	-0.1
Other commodities wholesaling.....	57	91	7.1	10.0	-7.2	-1.9	1.1	-0.1
Other commodities wholesaling.....	57	9101	7.1	10.0	-7.2	-1.9	1.1	-0.1
Other commodities wholesaling.....	57	910101	7.1	10.0	-7.2	-1.9	1.1	-0.1
Retail trade services.....	58	—	16.1	0.1	1.7	0.5	0.7	0.2
Food and alcohol retailing.....	58	1	8.9	2.0	1.0	0.9	0.8	0.9
Food and alcohol retailing.....	58	11	8.9	2.0	1.0	0.9	0.8	0.9
Food retailing.....	58	1102	9.5	2.1	0.6	0.8	0.8	1.2
Food retailing.....	58	110201	9.5	2.1	0.6	0.8	0.8	1.2
Alcohol retailing.....	58	1103	4.7	1.8	3.4	1.6	0.3	-0.9
Alcohol retailing.....	58	110301	4.7	1.8	3.4	1.6	0.3	-0.9
Health and beauty care retailing, including optical goods.....	58	2	2.0	-5.0	-0.1	-0.2	-0.2	-1.8
Health and beauty care retailing, including optical goods.....	58	21	2.0	-5.0	-0.1	-0.2	-0.2	-1.8
Health and beauty care retailing, including optical goods.....	58	2101	2.0	-5.0	-0.1	-0.2	-0.2	-1.8
Health and beauty care retailing, including optical goods.....	58	210101	2.0	-5.0	-0.1	-0.2	-0.2	-1.8
Apparel, jewelry, footwear, and accessories retailing.....	58	3	16.1	1.4	6.0	3.4	-0.1	-2.5
Apparel, jewelry, footwear, and accessories retailing.....	58	31	16.1	1.4	6.0	3.4	-0.1	-2.5
Apparel, footwear, and accessories retailing.....	58	3101	18.7	2.1	7.6	4.2	0.7	-3.2
Apparel, footwear, and accessories retailing.....	58	310101	18.7	2.1	7.6	4.2	0.7	-3.2
Jewelry retailing.....	58	3102	3.5	-1.9	-1.8	-0.8	-4.1	1.9
Jewelry retailing.....	58	310201	3.5	-1.9	-1.8	-0.8	-4.1	1.9
Computer hardware, software, and supplies retailing.....	58	4	-0.3	-2.0	0.9	2.5	-0.9	0.6
Computer hardware, software, and supplies retailing.....	58	41	-0.3	-2.0	0.9	2.5	-0.9	0.6
Computer hardware, software, and supplies retailing.....	58	4101	-0.3	-2.0	0.9	2.5	-0.9	0.6
Computer hardware, software, and supplies retailing.....	58	410101	-0.3	-2.0	0.9	2.5	-0.9	0.6
TV, video, and photographic equipment and supplies retailing.....	58	5	35.8	9.2	-6.2	-8.5	-8.8	2.4
TV, video, and photographic equipment and supplies retailing.....	58	51	35.8	9.2	-6.2	-8.5	-8.8	2.4
TV, video, and photographic equipment and supplies retailing.....	58	5101	35.8	9.2	-6.2	-8.5	-8.8	2.4
TV, video, and photographic equipment and supplies retailing.....	58	510101	35.8	9.2	-6.2	-8.5	-8.8	2.4
Automobiles and automobile parts retailing.....	58	6	72.4	3.3	7.2	3.9	4.5	-2.4
Automobiles and automobile parts retailing.....	58	61	72.4	3.3	7.2	3.9	4.5	-2.4
Automobile retailing (Partial).....	58	6101	127.6	5.1	9.5	4.9	6.2	-3.1
Automobile retailing (Partial).....	58	610101	127.6	5.1	9.5	4.9	6.2	-3.1
Automotive parts, including tires, retailing.....	58	6102	9.0	-0.2	2.2	1.7	0.6	-0.6
Automotive parts, including tires, retailing.....	58	610201	9.0	-0.2	2.2	1.7	0.6	-0.6
RVs, trailers, and campers retailing.....	58	8	49.5	10.2	-7.5	16.0	-5.0	-0.1
RVs, trailers, and campers retailing.....	58	81	49.5	10.2	-7.5	16.0	-5.0	-0.1
RVs, trailers, and campers retailing.....	58	8101	49.5	10.2	-7.5	16.0	-5.0	-0.1
RVs, trailers, and campers retailing.....	58	810101	49.5	10.2	-7.5	16.0	-5.0	-0.1
Sporting goods, including boats, retailing.....	58	9	16.8	8.0	-4.6	1.6	1.0	1.0
Sporting goods, including boats, retailing.....	58	91	16.8	8.0	-4.6	1.6	1.0	1.0
Sporting goods, including boats, retailing.....	58	9101	16.8	8.0	-4.6	1.6	1.0	1.0
Sporting goods, including boats, retailing.....	58	910101	16.8	8.0	-4.6	1.6	1.0	1.0
Lawn, garden, and farm equipment and supplies retailing.....	58	A	15.9	0.9	1.4	3.3	3.8	-0.9
Lawn, garden, and farm equipment and supplies retailing.....	58	A1	15.9	0.9	1.4	3.3	3.8	-0.9
Lawn, garden, and farm equipment and supplies retailing.....	58	A101	15.9	0.9	1.4	3.3	3.8	-0.9
Lawn, garden, and farm equipment and supplies retailing.....	58	A10101	15.9	0.9	1.4	3.3	3.8	-0.9
Furniture retailing.....	58	B	15.6	1.6	0.6	0.1	1.9	1.7

See footnotes at end of table.

Table 7. Producer price index percentage changes for commodity and service groupings and individual items, not seasonally adjusted — Continued
 [December 2021]

Title	Commodity code		Unadjusted 12-month percent change ¹	Unadjusted 1-month percent change ¹				
	Group code	Item code		Dec. 2020 to Dec. 2021 ^P	July to Aug.	Aug. to Sept. ^P	Sept. to Oct. ^P	Oct. to Nov. ^P
Furniture retailing.....	58	B1	15.6	1.6	0.6	0.1	1.9	1.7
Furniture retailing.....	58	B101	15.6	1.6	0.6	0.1	1.9	1.7
Furniture retailing.....	58	B10101	15.6	1.6	0.6	0.1	1.9	1.7
Flooring and floor coverings retailing.....	58	C	9.2	0.0	0.9	1.7	1.2	-0.1
Flooring and floor coverings retailing.....	58	C1	9.2	0.0	0.9	1.7	1.2	-0.1
Flooring and floor coverings retailing.....	58	C101	9.2	0.0	0.9	1.7	1.2	-0.1
Flooring and floor coverings retailing.....	58	C10101	9.2	0.0	0.9	1.7	1.2	-0.1
Hardware and building materials and supplies retailing.....	58	D	7.3	-9.1	-3.8	-0.8	-6.5	0.9
Hardware and building materials and supplies retailing.....	58	D1	7.3	-9.1	-3.8	-0.8	-6.5	0.9
Hardware and building materials and supplies retailing.....	58	D101	7.3	-9.1	-3.8	-0.8	-6.5	0.9
Hardware and building materials and supplies retailing.....	58	D10101	7.3	-9.1	-3.8	-0.8	-6.5	0.9
Major household appliance retailing.....	58	E	-1.6	0.0	-3.3	-2.9	2.2	-0.1
Major household appliance retailing.....	58	E1	-1.6	0.0	-3.3	-2.9	2.2	-0.1
Major household appliance retailing.....	58	E101	-1.6	0.0	-3.3	-2.9	2.2	-0.1
Major household appliance retailing.....	58	E10101	-1.6	0.0	-3.3	-2.9	2.2	-0.1
Fuels and lubricants retailing.....	58	F	29.7	4.3	4.5	-6.4	7.5	13.0
Fuels and lubricants retailing.....	58	F1	29.7	4.3	4.5	-6.4	7.5	13.0
Automotive fuels and lubricants retailing.....	58	F101	32.9	4.6	5.8	-7.5	8.7	13.6
Automotive fuels and lubricants retailing.....	58	F10101	32.9	4.6	5.8	-7.5	8.7	13.6
Household fuels retailing.....	58	F102	4.0	1.5	-6.7	4.6	-2.9	7.0
Household fuels retailing.....	58	F10201	4.0	1.5	-6.7	4.6	-2.9	7.0
Cleaning supplies and paper products retailing.....	58	G	30.4	5.1	4.6	-5.2	5.8	-1.7
Cleaning supplies and paper products retailing.....	58	G1	30.4	5.1	4.6	-5.2	5.8	-1.7
Cleaning supplies and paper products retailing.....	58	G101	30.4	5.1	4.6	-5.2	5.8	-1.7
Cleaning supplies and paper products retailing.....	58	G10101	30.4	5.1	4.6	-5.2	5.8	-1.7
Book retailing.....	58	H	1.5	0.1	1.1	0.1	0.2	0.3
Book retailing.....	58	H1	1.5	0.1	1.1	0.1	0.2	0.3
Book retailing.....	58	H101	1.5	0.1	1.1	0.1	0.2	0.3
Book retailing.....	58	H10101	1.5	0.1	1.1	0.1	0.2	0.3
Other merchandise retailing (partial).....	58	I	8.1	1.1	0.9	-0.2	-1.0	-1.7
Other merchandise retailing (partial).....	58	I1	8.1	1.1	0.9	-0.2	-1.0	-1.7
Other merchandise retailing (partial).....	58	I101	8.1	1.1	0.9	-0.2	-1.0	-1.7
Other merchandise retailing (partial).....	58	I10101	8.1	1.1	0.9	-0.2	-1.0	-1.7
Metal treatment services.....	59	—	10.6	0.6	0.5	2.6	0.8	1.2
Metal treatment services.....	59	1	10.6	0.6	0.5	2.6	0.8	1.2
Metal treatment services.....	59	11	10.6	0.6	0.5	2.6	0.8	1.2
Metal plating and polishing.....	59	1101	4.1	-0.4	0.2	-0.3	0.1	2.2
Metal plating and polishing.....	59	110111	4.1	-0.4	0.2	-0.3	0.1	2.2
Metal coating and allied services.....	59	1102	16.9	1.6	0.0	5.4	1.5	0.8
Metal coating and allied services.....	59	110222	16.9	1.6	0.0	5.4	1.5	0.8
Metal heat treating.....	59	1103	6.2	0.0	1.8	0.5	0.0	0.8
Metal heat treating.....	59	110349	6.2	0.0	1.8	0.5	0.0	0.8
Mining services.....	60	—	7.3	0.9	0.4	1.0	-0.1	0.5
Mining services.....	60	1	7.3	0.9	0.4	1.0	-0.1	0.5
Mining services.....	60	11	7.3	0.9	0.4	1.0	-0.1	0.5
Metal mining services.....	60	1101	8.3	1.7	0.0	0.0	0.0	0.0
Metal mining services.....	60	110101	8.3	1.7	0.0	0.0	0.0	0.0
Support activities for coal mining.....	60	1102	3.5	0.8	0.4	0.5	0.0	1.7
Support activities for coal mining.....	60	110201	3.5	0.8	0.4	0.5	0.0	1.7
Drilling oil and gas wells services.....	60	1103	6.0	0.9	0.4	0.3	0.2	0.2
Drilling oil and gas wells services.....	60	110301	6.0	0.9	0.4	0.3	0.2	0.2
Support activities for oil and gas operations.....	60	1104	7.8	0.8	0.5	1.2	-0.3	0.6
Support activities for oil and gas operations.....	60	110401	7.8	0.8	0.5	1.2	-0.3	0.6
Nonmetallic minerals mining services.....	60	1105	0.0	0.0	0.0	0.0	0.0	0.0
Nonmetallic minerals mining services.....	60	110501	0.0	0.0	0.0	0.0	0.0	0.0
Contract work on textile products, apparel, and leather.....	61	—	3.6	0.2	0.3	0.3	0.9	0.3
Contract work on textile products and apparel.....	61	1	3.7	0.2	0.3	0.3	0.9	0.3

See footnotes at end of table.

Table 7. Producer price index percentage changes for commodity and service groupings and individual items, not seasonally adjusted — Continued
 [December 2021]

Title	Commodity code		Unadjusted 12-month percent change ¹	Unadjusted 1-month percent change ¹				
	Group code	Item code		Dec. 2020 to Dec. 2021 ^p	July to Aug.	Aug. to Sept. ^p	Sept. to Oct. ^p	Oct. to Nov. ^p
Contract work on textile products and apparel.....	61	11	3.7	0.2	0.3	0.3	0.9	0.3
Contract work on textile products.....	61	1102	6.4	0.9	0.7	0.7	0.1	0.7
Commission finishing of broadwoven fabrics.....	61	110201	5.0	1.0	0.5	0.0	0.1	0.6
Commission finishing of cotton broadwoven fabrics.....	61	1102011	7.2	2.0	0.0	0.1	0.0	0.1
Other commission finishing of broadwoven fabrics (excl. cotton & wool).....	61	1102012	3.1	0.1	1.0	0.0	0.2	1.0
Commission knit or knit & finishing of weft & warp knit fabric.....	61	110204	15.4	0.0	1.8	5.1	0.0	1.3
Contract work on apparel.....	61	1103	1.5	0.0	0.0	0.0	1.4	0.0
Contract work on women's, girls' and infants' apparel.....	61	11031	0.1	0.0	0.0	0.0	0.0	0.0
Contract work on women's, girls', and infants' nontailored coats, jackets, & other outerwear.....	61	110313	0.0	0.0	0.0	0.0	0.0	0.0
Contract work on women's/girls'/infants' skirts, tailored suits/coats, underwear/nightwear, etc.....	61	110314	-	-	-	-	-	-
Contract work on men's and boys' (including unisex) apparel.....	61	11032	3.7	0.0	0.0	0.0	3.5	0.0
Contract work on men's and boys' pants, work apparel, and other outerwear.....	61	110321	5.0	0.0	0.0	0.0	5.0	0.0
Contract work on men's and boys' shirts, tailored suits/coats/jackets, & underwear/nightwear.....	61	110323	0.0	0.0	0.0	0.0	0.0	0.0
Contract & commission receipts for tanning or finishing leather owned by others.....	61	2	0.9	0.0	0.0	0.0	0.0	0.0
Contract & commission receipts for tanning or finishing leather owned by others.....	61	21	0.9	0.0	0.0	0.0	0.0	0.0
Contract and commission receipts for tanning or finishing leather owned by others.....	61	2101	0.9	0.0	0.0	0.0	0.0	0.0
Contract and commission receipts for tanning or finishing leather owned by others.....	61	210101	0.9	0.0	0.0	0.0	0.0	0.0
Construction (partial).....	80	-	11.9	0.7	0.5	4.9	0.3	0.3
New nonresidential building construction.....	80	1	12.5	0.2	0.1	6.5	0.3	0.3
New nonresidential building construction.....	80	11	12.5	0.2	0.1	6.5	0.3	0.3
New warehouse building construction.....	80	1101	20.5	0.1	0.0	13.0	-0.3	0.2
New warehouse building construction.....	80	110101	20.5	0.1	0.0	13.0	-0.3	0.2
New school building construction.....	80	1102	9.6	0.1	0.1	5.7	0.1	0.0
New school building construction.....	80	110201	9.6	0.1	0.1	5.7	0.1	0.0
New office building construction.....	80	1103	13.1	0.3	0.1	5.6	0.3	0.7
New office building construction.....	80	110301	13.1	0.3	0.1	5.6	0.3	0.7
New industrial building construction.....	80	1104	13.7	0.4	0.2	7.7	0.5	0.5
New industrial building construction.....	80	110401	13.7	0.4	0.2	7.7	0.5	0.5
New health care building construction.....	80	1105	10.9	0.2	0.3	4.9	0.5	0.1
New health care building construction.....	80	110501	10.9	0.2	0.3	4.9	0.5	0.1
Maintenance and repair of nonresidential buildings (partial).....	80	2	10.1	1.9	1.4	0.5	0.6	0.3
Maintenance and repair of nonresidential buildings (partial).....	80	21	10.1	1.9	1.4	0.5	0.6	0.3
Maintenance and repair of nonresidential buildings (partial).....	80	2101	10.1	1.9	1.4	0.5	0.6	0.3
Maintenance and repair of nonresidential buildings (partial).....	80	210101	10.1	1.9	1.4	0.5	0.6	0.3

¹ All indexes are subject to revision for 4 months after their originally scheduled publication to incorporate late reports and corrections by survey respondents.

² Due to incomplete coverage of the services sector, some services indexes in this table reflect only a portion of their wherever-provided output. These indexes are flagged using the term "partial" at the end of their titles. For more information regarding wherever-provided services indexes, go to <https://www.bls.gov/ppi/wepnotice.htm>. This webpage includes methodology documentation, a table identifying missing coverage areas for those indexes with incomplete coverage, and a concordance table between wherever-provided services indexes and Census product codes.

^p Preliminary

"-" Data not available.

Table 8. Producer price indexes and percentage changes for selected commodity and service groupings and individual items, seasonally adjusted
 [December 2021, Index base 1982=100, unless otherwise indicated]

Title	Commodity code		Other index base	Seasonally adjusted index ¹					Seasonally adjusted 1-month percent change ¹		
	Group code	Item code		Aug. 2021	Sept. 2021 ^P	Oct. 2021 ^P	Nov. 2021 ^P	Dec. 2021 ^P	Sept. to Oct. ^P	Oct. to Nov. ^P	Nov. to Dec. ^P
Goods											
Fruits & melons, fresh/dry vegs. & nuts.....	01	1		-	-	-	-	-	-	-	-
Fresh fruits and melons.....	01	11		-	-	-	-	-	-	-	-
Citrus fruits.....	01	1101		280.797	256.491	300.435	303.589	283.910	17.1	1.0	-6.5
Other fruits and berries.....	01	1102		130.694	121.420	120.545	147.945	135.386	-0.7	22.7	-8.5
Melons.....			12/91	-	-	-	-	-	-	-	-
Fresh and dry vegetables.....	01	13		-	-	-	-	-	-	-	-
Dry vegetables.....	01	1301		244.441	318.943	319.675	304.658	291.377	0.2	-4.7	-4.4
Fresh vegetables, except potatoes.....	01	1302		-	-	-	-	-	-	-	-
Sweet potatoes.....	01	1303		130.666	151.944	151.587	157.316	157.317	-0.2	3.8	0.0
Potatoes.....	01	1306	12/11	111.893	131.744	134.087	139.267	142.031	1.8	3.9	2.0
Tree nuts.....				-	-	-	-	-	-	-	-
Tree nuts.....				-	-	-	-	-	-	-	-
Grains.....	01	2		260.782	235.534	224.377	238.020	247.752	-4.7	6.1	4.1
Wheat.....	01	21		-	-	-	-	-	-	-	-
Wheat.....	01	2101		-	-	-	-	-	-	-	-
Other grains.....	01	22		276.268	242.366	225.054	238.938	249.863	-7.1	6.2	4.6
Barley.....	01	2201		250.535	301.415	317.117	332.051	351.986	5.2	4.7	6.0
Corn.....	01	2202		271.480	236.758	218.824	232.245	242.672	-7.6	6.1	4.5
Oats.....	01	2203		-	-	-	-	-	-	-	-
Rye.....	01	2204		-	-	-	-	-	-	-	-
Sorghum.....	01	2205	12/91	-	-	-	-	-	-	-	-
Rough rice.....			12/91	-	-	-	-	-	-	-	-
Rough rice.....			12/91	-	-	-	-	-	-	-	-
Livestock.....	01	3		182.376	186.990	173.749	174.395	179.253	-7.1	0.4	2.8
Slaughter cattle.....	01	31		193.054	194.456	191.211	194.059	198.668	-1.7	1.5	2.4
Slaughter steers and heifers.....	01	3101		198.998	203.352	196.238	200.428	204.033	-3.5	2.1	1.8
Slaughter cows and bulls.....	01	3102		152.035	146.575	150.995	151.026	159.999	3.0	0.0	5.9
Slaughter vealers.....	01	3103		79.546	82.201	82.860	83.052	83.318	0.8	0.2	0.3
Slaughter hogs.....	01	32		123.686	132.576	112.764	108.597	106.936	-14.9	-3.7	-1.5
Slaughter barrows and gilts.....	01	3201		121.414	130.764	111.628	107.125	105.542	-14.6	-4.0	-1.5
Slaughter sows.....	01	3202		-	-	-	-	-	-	-	-
Slaughter lambs.....	01	33		477.501	493.096	460.292	499.376	502.935	-6.7	8.5	0.7
Slaughter lambs.....	01	3301		477.501	493.096	460.292	499.376	502.935	-6.7	8.5	0.7
Feeder and replacement cattle.....			09/21	-	-	-	-	-	-	-	-
Feeder and replacement cattle.....			09/21	-	-	-	-	-	-	-	-
Slaughter poultry.....	01	4		304.514	327.529	311.945	292.721	344.499	-4.8	-6.2	17.7
Slaughter chickens.....	01	41		316.595	342.033	324.589	304.465	368.718	-5.1	-6.2	21.1
Broilers and other meat type chickens.....	01	4102		321.000	346.792	329.106	308.702	373.848	-5.1	-6.2	21.1
Slaughter turkeys.....	01	42		269.965	285.294	274.781	256.384	264.933	-3.7	-6.7	3.3
Slaughter turkeys.....	01	4201		269.965	285.294	274.781	256.384	264.933	-3.7	-6.7	3.3
Slaughter ducks.....	01	43	12/91	-	-	-	-	-	-	-	-
Slaughter ducks.....	01	4301	12/91	-	-	-	-	-	-	-	-
Raw cotton.....	01	5		-	-	-	-	-	-	-	-
Raw cotton.....	01	51		-	-	-	-	-	-	-	-
Raw cotton.....	01	5101		-	-	-	-	-	-	-	-
Raw milk.....	01	6		136.123	137.622	144.790	150.269	140.623	5.2	3.8	-6.4
Raw milk.....	01	61		136.673	138.178	145.375	150.876	141.192	5.2	3.8	-6.4
Raw milk.....	01	6101		136.673	138.178	145.375	150.876	141.192	5.2	3.8	-6.4
Chicken eggs.....	01	7		-	-	-	-	-	-	-	-
Chicken eggs.....	01	71		-	-	-	-	-	-	-	-
Eggs for fresh use.....	01	7107	12/91	-	-	-	-	-	-	-	-
Breaker stock and checks and undergrades.....	01	7108	12/91	-	-	-	-	-	-	-	-
Hay, hayseeds, and oilseeds.....	01	8		287.185	282.491	265.233	261.902	264.751	-6.1	-1.3	1.1
Hay and hayseeds.....	01	81		-	-	-	-	-	-	-	-
Hay and hayseeds.....	01	8101		-	-	-	-	-	-	-	-
Oilseeds.....	01	83		260.379	252.421	236.097	231.915	235.127	-6.5	-1.8	1.4
Oilseeds.....	01	8301		260.379	252.421	236.097	231.915	235.127	-6.5	-1.8	1.4
Cereal and bakery products.....	02	1		273.018	274.980	277.907	280.463	281.308	1.1	0.9	0.3
Bakery products.....	02	11		-	-	-	-	-	-	-	-
Bread (white, wheat, rye, etc.), including frozen.....			06/06	-	-	-	-	-	-	-	-
Rolls (bread-type), muffins, bagels, and croissants.....	02	1105		-	-	-	-	-	-	-	-
Other sweet goods, excluding frozen.....				-	-	-	-	-	-	-	-
Soft cakes, excluding frozen.....	02	1108		-	-	-	-	-	-	-	-

See footnotes at end of table.

Table 8. Producer price indexes and percentage changes for selected commodity and service groupings and individual items, seasonally adjusted — Continued
 [December 2021, Index base 1982=100, unless otherwise indicated]

Title	Commodity code		Other index base	Seasonally adjusted index ¹					Seasonally adjusted 1-month percent change ¹		
	Group code	Item code		Aug. 2021	Sept. 2021 ^P	Oct. 2021 ^P	Nov. 2021 ^P	Dec. 2021 ^P	Sept. to Oct. ^P	Oct. to Nov. ^P	Nov. to Dec. ^P
Pies (fruit, cream, and custard), excluding frozen.....				-	-	-	-	-	-	-	-
Cookies, crackers, and related products.....	02	1121		-	-	-	-	-	-	-	-
Retail bakery products.....	02	1130	06/14	129.201	129.474	130.400	135.499	137.987	0.7	3.9	1.8
Flour and flour base mixes and doughs.....	02	12		-	-	-	-	-	-	-	-
Wheat flour.....	02	1203		-	-	-	-	-	-	-	-
Flour base mixes and doughs.....	02	1204		-	-	-	-	-	-	-	-
Milled rice and byproducts.....	02	13		-	-	-	-	-	-	-	-
Head rice.....	02	1301		-	-	-	-	-	-	-	-
Milled rice (incl second heads, screenings, brewers, bran, sharps, rice flour, and byproducts).....	02	1302	06/84	-	-	-	-	-	-	-	-
Cereal and pasta products.....	02	14		254.330	254.814	259.166	258.461	259.426	1.7	-0.3	0.4
Dry macaroni, spaghetti, and egg noodle products, made from purchased flour.....	02	1402	06/85	-	-	-	-	-	-	-	-
Cereal and mill products, other than flour.....	02	1409	06/85	245.964	246.291	251.101	249.299	248.046	2.0	-0.7	-0.5
Meats, poultry, and fish.....	02	2		238.972	248.767	239.444	238.650	232.677	-3.7	-0.3	-2.5
Meats.....	02	21		239.811	250.845	234.797	234.719	222.724	-6.4	0.0	-5.1
Beef and veal products, fresh or frozen.....	02	2101		300.675	325.862	285.493	290.200	265.110	-12.4	1.6	-8.6
Lamb/mutton, fresh or frozen, not canned or made into sausage, made in slaughtering plants.....	02	2103		-	-	-	-	-	-	-	-
Pork products, fresh, frozen, or processed, except sausage.....	02	2104		177.950	177.631	174.763	171.557	167.893	-1.6	-1.8	-2.1
Other meats, fresh, frozen, or canned.....	02	2105		207.812	212.236	213.950	211.301	207.993	0.8	-1.2	-1.6
Processed poultry.....	02	22		188.959	197.441	196.657	193.383	197.902	-0.4	-1.7	2.3
Young chickens, including bulk, chilled, frozen, whole, and in parts.....	02	2203		205.832	219.692	216.494	215.103	217.057	-1.5	-0.6	0.9
Turkeys, including frozen, whole, and in parts.....	02	2206		202.178	204.375	203.195	206.895	210.311	-0.6	1.8	1.7
Canned, cooked, smoked or prepared poultry.....	02	2208		-	-	-	-	-	-	-	-
Chicken hens and other poultry/small game.....			12/90	-	-	-	-	-	-	-	-
Unprocessed and prepared seafood.....	02	23		447.666	445.699	469.602	476.669	480.241	5.4	1.5	0.7
Unprocessed finfish.....	02	2301		-	-	-	-	-	-	-	-
Canned seafood (including soups, stews, and chowders).....				-	-	-	-	-	-	-	-
Unprocessed shellfish.....	02	2305	12/91	297.461	297.599	286.490	297.592	287.474	-3.7	3.9	-3.4
Prepared fresh and frozen seafood.....			12/11	-	-	-	-	-	-	-	-
Dairy products.....	02	3		204.837	204.945	207.112	209.070	214.706	1.1	0.9	2.7
Fluid milk products.....	02	31		240.545	240.152	243.110	249.084	254.246	1.2	2.5	2.1
Packaged fluid milk and related products.....	02	3103	12/82	250.570	249.234	251.708	258.213	261.672	1.0	2.6	1.3
Cottage cheese.....	02	3104	12/82	-	-	-	-	-	-	-	-
Other milk products.....	02	3105	12/82	207.999	207.710	208.716	209.890	211.614	0.5	0.6	0.8
Bulk fluid milk and cream.....	02	3106	12/91	166.689	168.235	173.195	181.118	191.627	2.9	4.6	5.8
Butter.....	02	32		112.850	127.990	125.765	143.476	151.348	-1.7	14.1	5.5
Butter.....	02	3201		112.850	127.990	125.765	143.476	151.348	-1.7	14.1	5.5
Natural, processed, and imitation cheese.....	02	33		167.775	165.815	168.377	165.212	172.493	1.5	-1.9	4.4
Natural cheese, except cottage cheese.....	02	3302		161.370	158.659	159.922	158.318	165.796	0.8	-1.0	4.7
Processed cheese and related products.....	02	3303		160.997	162.538	170.437	160.664	166.004	4.9	-5.7	3.3
Cheese substitutes and imitations.....			06/88	-	-	-	-	-	-	-	-
Raw liquid whey.....			12/04	-	-	-	-	-	-	-	-
Ice cream and frozen desserts.....	02	34		-	-	-	-	-	-	-	-
Ice cream and frozen desserts.....			06/83	-	-	-	-	-	-	-	-
Dry, condensed, and evaporated milk products.....	02	35		-	-	-	-	-	-	-	-
Dry milk products, including feed grade.....	02	3502	12/83	-	-	-	-	-	-	-	-
Liquid milk products.....			12/83	-	-	-	-	-	-	-	-
Ice cream mixes and related products.....			06/02	-	-	-	-	-	-	-	-
Processed fruits and vegetables.....	02	4		-	-	-	-	-	-	-	-
Canned fruits and juices.....	02	41		-	-	-	-	-	-	-	-
Canned fruits, excluding baby foods.....	02	4101		-	-	-	-	-	-	-	-
Canned and fresh fruit juices, nectars, and concentrates.....	02	4102		-	-	-	-	-	-	-	-
Frozen fruits, juices and ades.....	02	42		-	-	-	-	-	-	-	-
Frozen fruits.....	02	4202		-	-	-	-	-	-	-	-
Canned vegetables and juices.....	02	44		-	-	-	-	-	-	-	-
Canned vegetables and juices.....	02	4401		-	-	-	-	-	-	-	-
Frozen vegetables.....	02	45		-	-	-	-	-	-	-	-
Frozen potato products (French-fried, patties, puffs, etc.).....			12/90	-	-	-	-	-	-	-	-
Frozen vegetables, other than potato products.....	02	4505	12/90	-	-	-	-	-	-	-	-
Dried and dehydrated food.....			12/03	-	-	-	-	-	-	-	-
Dried and dehydrated food.....			12/03	-	-	-	-	-	-	-	-
Sugar and confectionery.....	02	5		-	-	-	-	-	-	-	-
Raw cane sugar and sugar cane mill products and byproducts.....				-	-	-	-	-	-	-	-
Raw cane sugar and sugarcane mill products and byproducts.....	02	5201		-	-	-	-	-	-	-	-
Refined sugar products and byproducts.....				-	-	-	-	-	-	-	-
Refined sugar products and byproducts.....			12/02	-	-	-	-	-	-	-	-

See footnotes at end of table.

Table 8. Producer price indexes and percentage changes for selected commodity and service groupings and individual items, seasonally adjusted — Continued
 [December 2021, Index base 1982=100, unless otherwise indicated]

Title	Commodity code		Other index base	Seasonally adjusted index ¹					Seasonally adjusted 1-month percent change ¹		
	Group code	Item code		Aug. 2021	Sept. 2021 ^P	Oct. 2021 ^P	Nov. 2021 ^P	Dec. 2021 ^P	Sept. to Oct. ^P	Oct. to Nov. ^P	Nov. to Dec. ^P
Confectionery materials.....	02	54		187.448	193.826	195.297	183.216	185.152	0.8	-6.2	1.1
Confectionery materials.....	02	5401		187.448	193.826	195.297	183.216	185.152	0.8	-6.2	1.1
Confectionery end products.....	02	55		-	-	-	-	-	-	-	-
Candy and nuts.....			06/83	-	-	-	-	-	-	-	-
Beverages and beverage materials.....	02	6		214.510	217.028	219.156	219.721	220.581	1.0	0.3	0.4
Alcoholic beverages.....	02	61		201.288	200.847	202.653	202.654	203.856	0.9	0.0	0.6
Malt beverages.....	02	6101		-	-	-	-	-	-	-	-
Distilled and bottled liquor, excluding brandy.....	02	6102		186.218	185.420	186.437	186.073	191.644	0.5	-0.2	3.0
Wines, brandy, and brandy spirits.....			12/83	-	-	-	-	-	-	-	-
Soft drinks.....	02	62		-	-	-	-	-	-	-	-
Soft drinks, non-carbonated and bottled water.....				-	-	-	-	-	-	-	-
Soft drinks, bottle/can, carbonated, all types.....			12/11	-	-	-	-	-	-	-	-
Packaged beverage materials.....	02	63		-	-	-	-	-	-	-	-
Coffee (whole bean, ground, & instant).....	02	6301		-	-	-	-	-	-	-	-
Tea in consumer packages, exc. canned ice tea.....	02	6303		-	-	-	-	-	-	-	-
Other beverage materials.....	02	64		266.188	266.700	272.477	277.517	278.176	2.2	1.8	0.2
Other beverage materials.....	02	6401		266.188	266.700	272.477	277.517	278.176	2.2	1.8	0.2
Fats and oils.....	02	7		-	-	-	-	-	-	-	-
Shortening, cooking oil, and margarine.....	02	78		-	-	-	-	-	-	-	-
Shortening, cooking oil, and margarine.....	02	7801		-	-	-	-	-	-	-	-
Other oilseed processing.....	02	7A	12/04	-	-	-	-	-	-	-	-
Other oilseed processing.....	02	7A01	12/04	-	-	-	-	-	-	-	-
Corn oil, crude and refined.....			01/16	-	-	-	-	-	-	-	-
Corn oil, made by wet milling.....			01/16	-	-	-	-	-	-	-	-
Miscellaneous processed foods.....	02	8		-	-	-	-	-	-	-	-
Canned jams, jellies, and preserves.....	02	81		-	-	-	-	-	-	-	-
Canned jams, jellies, and preserves.....				-	-	-	-	-	-	-	-
Pickles and other pickled products, including horseradish.....	02	82		-	-	-	-	-	-	-	-
Pickles and other pickled products.....	02	8201		-	-	-	-	-	-	-	-
Processed eggs, liquid, dried, or frozen.....	02	83		-	-	-	-	-	-	-	-
Processed eggs (dried, frozen, or liquid).....	02	8301		-	-	-	-	-	-	-	-
Specialty canning.....	02	84		-	-	-	-	-	-	-	-
Specialty canning.....	02	8401		-	-	-	-	-	-	-	-
Frozen specialty food.....	02	85		-	-	-	-	-	-	-	-
Frozen specialty food.....	02	8501		-	-	-	-	-	-	-	-
Prepared sauces, except tomato.....				-	-	-	-	-	-	-	-
Prepared sauces, excluding tomato-based sauces and sauces comprised of 20 percent or more meat.....				-	-	-	-	-	-	-	-
Other miscellaneous processed foods.....				-	-	-	-	-	-	-	-
Other miscellaneous processed foods.....				-	-	-	-	-	-	-	-
Prepared animal feeds.....	02	9		228.392	231.326	226.544	226.093	224.477	-2.1	-0.2	-0.7
Soybean cake, meal, and other byproducts.....	02	92		139.323	141.220	138.916	138.399	137.276	-1.6	-0.4	-0.8
Soybean cake, meal, and byproducts.....	02	9201		139.323	141.220	138.916	138.399	137.276	-1.6	-0.4	-0.8
Formula feeds.....	02	93		258.659	259.652	257.672	258.794	261.470	-0.8	0.4	1.0
Formula feeds.....	02	9301		258.659	259.652	257.672	258.794	261.470	-0.8	0.4	1.0
Miscellaneous feedstuffs.....	02	94		301.981	303.882	296.391	292.101	286.262	-2.5	-1.4	-2.0
Pet food.....	02	9402		-	-	-	-	-	-	-	-
Miscellaneous feedstuffs other than pet food.....	02	9403		304.653	308.175	286.390	277.704	258.817	-7.1	-3.0	-6.8
Synthetic fibers.....	03	1		-	-	-	-	-	-	-	-
Unprocessed filament yarns.....	03	15		-	-	-	-	-	-	-	-
Noncellulosic fibers.....				-	-	-	-	-	-	-	-
Processed yarns and threads.....	03	2		-	-	-	-	-	-	-	-
Yarns.....	03	26		-	-	-	-	-	-	-	-
Spun cotton yarns.....	03	2601		127.192	132.873	147.695	158.779	160.523	11.2	7.5	1.1
Spun synthetic yarns.....				-	-	-	-	-	-	-	-
Textured and twisted yarns.....	03	2604	12/88	-	-	-	-	-	-	-	-
Other spun noncellulosic and natural fiber (excluding cotton and wool) yarns.....	03	2607	06/08	-	-	-	-	-	-	-	-
Thread.....	03	27	12/00	-	-	-	-	-	-	-	-
Thread.....				-	-	-	-	-	-	-	-
Greige fabrics.....	03	3		-	-	-	-	-	-	-	-
Greige broadwoven fabrics.....	03	37		-	-	-	-	-	-	-	-
Greige manmade, silk, and other natural fiber (exc cotton/wool) broadwoven fabrics.....	03	3703		-	-	-	-	-	-	-	-
Greige knit fabrics.....	03	38		-	-	-	-	-	-	-	-
Weft (circular) knit fabrics, greige goods (excluding hosiery).....	03	3803		-	-	-	-	-	-	-	-
Warp knit fabrics, greige goods (excluding hosiery).....	03	3804		-	-	-	-	-	-	-	-

See footnotes at end of table.

Table 8. Producer price indexes and percentage changes for selected commodity and service groupings and individual items, seasonally adjusted — Continued
 [December 2021, Index base 1982=100, unless otherwise indicated]

Title	Commodity code		Other index base	Seasonally adjusted index ¹					Seasonally adjusted 1-month percent change ¹		
	Group code	Item code		Aug. 2021	Sept. 2021 ^P	Oct. 2021 ^P	Nov. 2021 ^P	Dec. 2021 ^P	Sept. to Oct. ^P	Oct. to Nov. ^P	Nov. to Dec. ^P
Tire cord and tire fabric.	03	39	06/84	-	-	-	-	-	-	-	-
Finished fabrics.	03	4		-	-	-	-	-	-	-	-
Finished broadwoven fabrics.	03	42		-	-	-	-	-	-	-	-
Finished cotton broadwoven fabrics.	03	4201		-	-	-	-	-	-	-	-
Finished manmade, silk, and other natural fiber (exc. cotton and wool) broadwoven fabrics.	03	4203		-	-	-	-	-	-	-	-
Woven and braided narrow fabrics.	03	44		-	-	-	-	-	-	-	-
Woven and braided narrow fabrics.	03	4402	06/84	-	-	-	-	-	-	-	-
Nonwoven fabrics and felts.	03	45		-	-	-	-	-	-	-	-
Nonwoven fabrics and felts.	03	4503		-	-	-	-	-	-	-	-
Coated fabrics, not rubberized.	03	46	06/85	-	-	-	-	-	-	-	-
Coated fabrics, not rubberized.	03	4601	06/85	-	-	-	-	-	-	-	-
Screen printed textile materials, embroideries, and lace goods.			06/85	-	-	-	-	-	-	-	-
Screen printed textile and apparel materials and embroideries.			06/85	-	-	-	-	-	-	-	-
Knit fabrics, finished in knitting mills.			12/03	-	-	-	-	-	-	-	-
Weft (circular) knit fabrics, knit and finished in the same establishment (excluding hosiery).			12/03	-	-	-	-	-	-	-	-
Warp knit goods, knit and finished in the same establishment.			12/03	-	-	-	-	-	-	-	-
Apparel & other fabricated textile prods.	03	8		-	-	-	-	-	-	-	-
Apparel.	03	81		-	-	-	-	-	-	-	-
Miscellaneous apparel and accessories.			12/83	-	-	-	-	-	-	-	-
Women's, girls', and infants' cut and sew apparel.			12/03	-	-	-	-	-	-	-	-
Men's and boys' cut and sew apparel.			12/03	-	-	-	-	-	-	-	-
Apparel made in knitting mills.			12/03	-	-	-	-	-	-	-	-
Textile house furnishings.	03	82		-	-	-	-	-	-	-	-
Textile house furnishings.	03	8203	06/83	-	-	-	-	-	-	-	-
Industrial and other fabricated products.				-	-	-	-	-	-	-	-
Industrial and other fabricated products.	03	8303		-	-	-	-	-	-	-	-
Miscellaneous textile products/services.	03	9	06/85	-	-	-	-	-	-	-	-
Miscellaneous textile products/services.			09/18	-	-	-	-	-	-	-	-
Miscellaneous textile products/services.			09/18	-	-	-	-	-	-	-	-
Hides and skins, incl. cattle.	04	1		183.183	176.103	150.330	123.172	111.821	-14.6	-18.1	-9.2
Hides and skins, incl. cattle.	04	19	06/01	83.865	80.624	68.824	56.391	51.194	-14.6	-18.1	-9.2
Hides, skins, and pelts, made in slaughtering plants.	04	1901	06/01	83.865	80.624	68.824	56.391	51.194	-14.6	-18.1	-9.2
Leather.	04	2		244.322	238.389	219.464	202.809	201.940	-7.9	-7.6	-0.4
Finished and unfinished leather.	04	27	12/97	133.938	130.685	120.311	111.181	110.704	-7.9	-7.6	-0.4
Finished and unfinished leather.	04	2701	12/97	133.938	130.685	120.311	111.181	110.704	-7.9	-7.6	-0.4
Footwear.	04	3		215.729	215.945	216.506	222.176	223.363	0.3	2.6	0.5
Men's nonathletic footwear.	04	31		243.993	244.237	244.377	253.170	253.170	0.1	3.6	0.0
Men's footwear (size 6 and larger), excluding athletic.	04	3105	12/93	170.153	170.153	170.421	176.553	176.553	0.2	3.6	0.0
Women's nonathletic footwear.	04	32		-	-	-	-	-	-	-	-
Women's footwear (size 4 and larger), excluding athletic.	04	3205	12/93	-	-	-	-	-	-	-	-
Other footwear including slippers.	04	39	12/02	-	-	-	-	-	-	-	-
Other leather and related products.	04	4		-	-	-	-	-	-	-	-
Luggage and small leather goods.	04	41		-	-	-	-	-	-	-	-
Luggage and small leather goods.	04	4101		-	-	-	-	-	-	-	-
Leather and leather-like goods, n.e.c.	04	45	06/85	-	-	-	-	-	-	-	-
Leather and leather-like goods, n.e.c.	04	4501	06/85	-	-	-	-	-	-	-	-
Coal.	05	1		190.538	193.252	193.755	192.544	190.857	0.3	-0.6	-0.9
Anthracite.	05	11		200.279	199.877	199.476	207.981	216.649	-0.2	4.3	4.2
Prepared anthracite shipped.	05	1101		236.297	235.822	235.349	247.456	257.511	-0.2	5.1	4.1
Bituminous coal and lignite.	05	12		190.329	193.062	193.571	192.294	190.539	0.3	-0.7	-0.9
Unprepared bituminous coal and lignite.	05	1208		-	-	-	-	-	-	-	-
Prepared bituminous coal and lignite.	05	1209	12/01	210.493	215.080	210.092	211.882	210.045	-2.3	0.9	-0.9
Gas fuels.				-	-	-	-	-	-	-	-
Natural gas.				-	-	-	-	-	-	-	-
Natural gas.				-	-	-	-	-	-	-	-
Liquefied petroleum gas.	05	32		-	-	-	-	-	-	-	-
Liquefied petroleum gas.				-	-	-	-	-	-	-	-
Electric power.	05	4		224.902	225.618	226.784	229.392	230.145	0.5	1.1	0.3
Residential electric power.	05	41	12/90	190.161	190.241	191.348	191.356	193.657	0.6	0.0	1.2
Residential electric power.	05	4121	12/90	190.161	190.241	191.348	191.356	193.657	0.6	0.0	1.2
Commercial electric power.	05	42		211.580	214.072	212.669	218.340	217.924	-0.7	2.7	-0.2
Commercial electric power.	05	4221	12/90	185.367	187.371	186.143	191.107	190.742	-0.7	2.7	-0.2
Industrial electric power.	05	43		254.181	253.095	259.211	261.982	260.510	2.4	1.1	-0.6

See footnotes at end of table.

Table 8. Producer price indexes and percentage changes for selected commodity and service groupings and individual items, seasonally adjusted — Continued
 [December 2021, Index base 1982=100, unless otherwise indicated]

Title	Commodity code		Other index base	Seasonally adjusted index ¹					Seasonally adjusted 1-month percent change ¹		
	Group code	Item code		Aug. 2021	Sept. 2021 ^P	Oct. 2021 ^P	Nov. 2021 ^P	Dec. 2021 ^P	Sept. to Oct. ^P	Oct. to Nov. ^P	Nov. to Dec. ^P
Industrial electric power.....	05	4321	12/90	213.728	212.611	218.179	220.516	219.050	2.6	1.1	-0.7
Transportation electric power.....	05	46	12/10	117.083	115.848	120.648	120.694	121.489	4.1	0.0	0.7
Transportation electric power.....	05	4621	12/10	117.083	115.848	120.648	120.694	121.489	4.1	0.0	0.7
Utility natural gas.....	05	5	12/90	240.024	247.289	272.185	303.295	285.926	10.1	11.4	-5.7
Residential natural gas.....	05	51	12/90	245.273	250.535	259.479	263.834	260.102	3.6	1.7	-1.4
Residential natural gas.....	05	5121	12/90	245.273	250.535	259.479	263.834	260.102	3.6	1.7	-1.4
Commercial natural gas.....	05	52	12/90	235.587	244.170	261.071	264.372	257.377	6.9	1.3	-2.6
Commercial natural gas.....	05	5221	12/90	235.587	244.170	261.071	264.372	257.377	6.9	1.3	-2.6
Industrial natural gas.....	05	53	12/90	197.123	200.125	222.711	226.949	218.945	11.3	1.9	-3.5
Industrial natural gas.....	05	5321	12/90	197.123	200.125	222.711	226.949	218.945	11.3	1.9	-3.5
Natural gas to electric power.....	05	54	12/90	205.963	214.298	254.719	321.225	287.867	18.9	26.1	-10.4
Natural gas to electric power.....	05	5421	12/90	205.963	214.298	254.719	321.225	287.867	18.9	26.1	-10.4
Crude petroleum (domestic production).....	05	6		-	-	-	-	-	-	-	-
Crude petroleum (domestic production).....	05	61		-	-	-	-	-	-	-	-
Crude petroleum (domestic production).....	05	6101		-	-	-	-	-	-	-	-
Petroleum products, refined.....	05	7		245.363	251.698	276.569	282.817	266.282	9.9	2.3	-5.8
Gasoline.....	05	71		224.085	231.069	248.942	263.797	247.742	7.7	6.0	-6.1
Unleaded premium gasoline.....	05	7103		238.005	247.787	258.925	277.735	262.995	4.5	7.3	-5.3
Unleaded regular gasoline.....	05	7104		219.377	226.555	245.676	259.911	243.955	8.4	5.8	-6.1
Unleaded mid-premium gasoline.....	05	7105	12/87	377.133	381.744	410.476	437.365	413.997	7.5	6.6	-5.3
Kerosene and jet fuels.....	05	72		-	-	-	-	-	-	-	-
Kerosene.....	05	7202		-	-	-	-	-	-	-	-
Jet fuel.....	05	7203		-	-	-	-	-	-	-	-
Light fuel oils.....	05	73		296.463	302.144	344.730	338.959	319.567	14.1	-1.7	-5.7
Home heating oil and distillates.....	05	7302		196.949	204.780	231.647	222.501	216.601	13.1	-3.9	-2.7
No. 2 diesel fuel.....	05	7303		317.516	323.186	368.942	363.304	341.821	14.2	-1.5	-5.9
Residual fuels (heavy fuel oils, incl. #5, #6, & other residual fuels).....	05	74		-	-	-	-	-	-	-	-
Residual fuels (heavy fuel oils, incl. #5, #6, & other residual fuels).....	05	7407	06/85	-	-	-	-	-	-	-	-
Finished lubricants.....				-	-	-	-	-	-	-	-
Lubricating and similar oils.....	05	7604	06/85	-	-	-	-	-	-	-	-
Lubricating oil base stocks.....			06/09	-	-	-	-	-	-	-	-
Lubricating oil base stocks.....			06/09	-	-	-	-	-	-	-	-
Asphalt and other petroleum and coal products, n.e.c.....	05	8	12/84	312.685	333.547	344.525	377.846	402.553	3.3	9.7	6.5
Asphalt and other petroleum and coal products, n.e.c.....	05	81	12/84	312.685	333.547	344.525	377.846	402.553	3.3	9.7	6.5
Asphalt.....	05	8102	06/85	224.451	232.067	233.383	270.392	268.289	0.6	15.9	-0.8
Other petroleum and coal products, including coke oven products, n.e.c.....			12/84	-	-	-	-	-	-	-	-
Industrial chemicals.....	06	1		331.415	327.655	332.975	339.830	340.730	1.6	2.1	0.3
Basic inorganic chemicals.....	06	13		-	-	-	-	-	-	-	-
Inorganic chemicals, other than alkalis and chlorine.....	06	1302		-	-	-	-	-	-	-	-
Alkalis and chlorine, including natural sodium carbonate and sulfate.....	06	1303		-	-	-	-	-	-	-	-
Basic organic chemicals.....	06	14		337.580	332.949	338.907	346.325	346.926	1.8	2.2	0.2
Primary basic organic chemicals.....				-	-	-	-	-	-	-	-
Cyclic intermediate chemicals and dyes.....				-	-	-	-	-	-	-	-
Other basic organics.....	06	1403		282.575	285.595	288.820	301.407	312.519	1.1	4.4	3.7
Paints and allied products.....	06	2		-	-	-	-	-	-	-	-
Prepared paint.....	06	21		-	-	-	-	-	-	-	-
Architectural coatings.....	06	2101		-	-	-	-	-	-	-	-
OEM finishes excluding marine coatings.....			06/83	-	-	-	-	-	-	-	-
Special purpose coatings, incl. marine, industrial & construction coatings.....	06	2103	06/83	-	-	-	-	-	-	-	-
Paint materials.....	06	22		-	-	-	-	-	-	-	-
Paint colors.....				-	-	-	-	-	-	-	-
Kaolin and ball clay.....	06	2204		-	-	-	-	-	-	-	-
Allied and miscellaneous paint products.....	06	23	06/83	371.331	377.977	384.359	385.146	390.428	1.7	0.2	1.4
Allied and miscellaneous paint products.....	06	2301	06/83	371.331	377.977	384.359	385.146	390.428	1.7	0.2	1.4
Drugs and pharmaceuticals.....	06	3		629.004	630.527	632.754	633.749	640.545	0.4	0.2	1.1
Medicinal and botanical chemicals, drugs, and other products.....	06	31		-	-	-	-	-	-	-	-
Medicinal and botanical chemicals, drugs, and other products.....	06	31	06/82	-	-	-	-	-	-	-	-
Biological products, including diagnostics.....	06	37		296.948	297.425	299.582	299.592	312.340	0.7	0.0	4.3
Biological products, excluding diagnostic, for veterinary, industrial, and all other misc. uses.....	06	3717	12/04	-	-	-	-	-	-	-	-
Diagnostics.....			06/09	-	-	-	-	-	-	-	-
Biological products, excluding diagnostic, for human use.....	06	3719	06/09	147.790	148.089	148.530	148.833	149.134	0.3	0.2	0.2
Pharmaceutical preparations.....	06	38	06/01	276.859	277.611	278.393	279.011	279.807	0.3	0.2	0.3
Pharmaceuticals affecting neoplasms, the endocrine system, & metabolic diseases.....	06	3801	06/01	306.015	306.938	308.034	308.656	309.594	0.4	0.2	0.3
Pharmaceuticals acting on the central nervous system and the sense organs.....	06	3802	06/01	315.407	316.359	318.269	319.557	321.837	0.6	0.4	0.7

See footnotes at end of table.

Table 8. Producer price indexes and percentage changes for selected commodity and service groupings and individual items, seasonally adjusted — Continued
 [December 2021, Index base 1982=100, unless otherwise indicated]

Title	Commodity code		Other index base	Seasonally adjusted index ¹					Seasonally adjusted 1-month percent change ¹		
	Group code	Item code		Aug. 2021	Sept. 2021 ^P	Oct. 2021 ^P	Nov. 2021 ^P	Dec. 2021 ^P	Sept. to Oct. ^P	Oct. to Nov. ^P	Nov. to Dec. ^P
Pharmaceuticals acting on the cardiovascular system.	06	3803	06/01	425.751	427.042	424.894	425.751	426.611	-0.5	0.2	0.2
Pharmaceuticals acting on the respiratory system.	06	3804	06/01	229.895	230.357	231.521	231.907	231.672	0.5	0.2	-0.1
Pharmaceuticals acting on the digestive or the genito-urinary systems.			06/01	-	-	-	-	-	-	-	-
Pharmaceuticals acting on the skin.			06/01	-	-	-	-	-	-	-	-
Vitamin, nutrient, and hematinic preparations.			06/01	-	-	-	-	-	-	-	-
Pharmaceuticals affecting parasitic and infective diseases.	06	3808	06/01	269.298	269.569	269.839	270.110	270.927	0.1	0.1	0.3
Fats and oils, inedible.	06	4		-	-	-	-	-	-	-	-
Fats and oils, inedible.	06	41		-	-	-	-	-	-	-	-
Fats and oils, inedible.	06	4101		-	-	-	-	-	-	-	-
Agricultural chemicals and chemical products.	06	5		282.423	290.892	299.968	310.020	324.808	3.1	3.4	4.8
Mixed fertilizers.	06	51		-	-	-	-	-	-	-	-
Mixed fertilizers.	06	5105	06/86	-	-	-	-	-	-	-	-
Fertilizer materials.	06	52		343.632	356.393	378.273	405.316	435.156	6.1	7.1	7.4
Nitrogenates.	06	5201		361.285	370.954	416.484	455.649	513.980	12.3	9.4	12.8
Phosphates.	06	5202		326.757	335.224	343.130	360.102	373.643	2.4	4.9	3.8
Other agricultural chemicals.	06	53		-	-	-	-	-	-	-	-
Other agricultural chemicals.	06	5301		-	-	-	-	-	-	-	-
Plastic resins and materials.	06	6		325.713	324.062	322.448	321.350	317.884	-0.5	-0.3	-1.1
Thermoplastic resins and plastics materials.	06	62		339.249	337.183	334.425	333.438	328.517	-0.8	-0.3	-1.5
Thermoplastic resins and plastics materials.	06	6212	12/03	235.743	234.307	232.390	231.705	228.285	-0.8	-0.3	-1.5
Thermosetting resins and plastics materials.	06	63		-	-	-	-	-	-	-	-
Thermosetting resins and plastics materials.			12/98	-	-	-	-	-	-	-	-
Other chemicals and allied products.	06	7		-	-	-	-	-	-	-	-
Soaps and detergents.				-	-	-	-	-	-	-	-
Soaps and other detergents.			06/83	-	-	-	-	-	-	-	-
Polish and other sanitation goods.			06/83	-	-	-	-	-	-	-	-
Polish and other sanitation goods.			06/83	-	-	-	-	-	-	-	-
Cosmetics and other toilet preparations.	06	75		-	-	-	-	-	-	-	-
Shaving preparations.	06	7502		-	-	-	-	-	-	-	-
Perfumes, toilet waters, and colognes.	06	7503		-	-	-	-	-	-	-	-
Hair preparations (including shampoos).	06	7504		-	-	-	-	-	-	-	-
Toothpastes, denture cleaners, and mouthwashes.				-	-	-	-	-	-	-	-
Creams, lotions, and oils, excluding shaving, hair, and deodorant.			06/99	-	-	-	-	-	-	-	-
Other cosmetics and toilet preparations.			06/99	-	-	-	-	-	-	-	-
Misc. chemical prod. and preparations.	06	79		-	-	-	-	-	-	-	-
Explosives, propellants, and blasting accessories.	06	7902		237.718	239.536	241.098	240.396	243.982	0.7	-0.3	1.5
Industrial gases.				-	-	-	-	-	-	-	-
Adhesives and sealants.	06	7904	12/83	-	-	-	-	-	-	-	-
Surface active agents.			12/83	-	-	-	-	-	-	-	-
Gum and wood chemicals, including wood distillation products.			06/84	-	-	-	-	-	-	-	-
Other miscellaneous chemical products.	06	7909		-	-	-	-	-	-	-	-
Rubber and rubber products.	07	1		-	-	-	-	-	-	-	-
Synthetic rubber, inc. styrene-butadiene rubber (SBR) and ethylene propylene.	07	11		-	-	-	-	-	-	-	-
Synthetic rubber.	07	1102		-	-	-	-	-	-	-	-
Tires, tubes, tread, & repair materials.	07	12		-	-	-	-	-	-	-	-
Tires.				-	-	-	-	-	-	-	-
Tread rubber, tire sundries, and repair materials.				-	-	-	-	-	-	-	-
Miscellaneous rubber products.	07	13		-	-	-	-	-	-	-	-
Rubber and plastics footwear, including athletic footwear.	07	1301		-	-	-	-	-	-	-	-
Rubber and plastic belts and belting.	07	1303		-	-	-	-	-	-	-	-
Rubber and plastics hose.	07	1304		-	-	-	-	-	-	-	-
Miscellaneous rubber products, n.e.c.	07	1306	06/83	-	-	-	-	-	-	-	-
Plastic products.	07	2		-	-	-	-	-	-	-	-
Plastic construction products.	07	21		-	-	-	-	-	-	-	-
Plastic construction products.	07	2106		-	-	-	-	-	-	-	-
Unsupported plastic film, sheet and other shapes.	07	22		-	-	-	-	-	-	-	-
Unsupported plastic film, sheet and other shapes.	07	2205	12/82	-	-	-	-	-	-	-	-
Laminated plastic sheets, rods, and tubes.	07	23		222.820	225.261	227.101	227.551	230.788	0.8	0.2	1.4
Laminated plastics plates, sheet (excluding packaging), and shapes.	07	2304		223.121	225.565	227.407	227.858	231.100	0.8	0.2	1.4
Parts for manufacturing from plastics.				-	-	-	-	-	-	-	-
Parts for transportation equipment.				-	-	-	-	-	-	-	-
Other parts and components for manufacturing.				-	-	-	-	-	-	-	-
Foam components for furniture.	07	2603	12/82	-	-	-	-	-	-	-	-
Other plastic products.			12/82	-	-	-	-	-	-	-	-
Other plastic products.			12/82	-	-	-	-	-	-	-	-

See footnotes at end of table.

Table 8. Producer price indexes and percentage changes for selected commodity and service groupings and individual items, seasonally adjusted — Continued
 [December 2021, Index base 1982=100, unless otherwise indicated]

Title	Commodity code		Other index base	Seasonally adjusted index ¹					Seasonally adjusted 1-month percent change ¹		
	Group code	Item code		Aug. 2021	Sept. 2021 ^P	Oct. 2021 ^P	Nov. 2021 ^P	Dec. 2021 ^P	Sept. to Oct. ^P	Oct. to Nov. ^P	Nov. to Dec. ^P
Plastic packaging products.....			12/06	-	-	-	-	-	-	-	-
Plastic packaging products.....			12/06	-	-	-	-	-	-	-	-
Consumer, institutional, and commercial products, n.e.c.....			12/06	-	-	-	-	-	-	-	-
All other consumer, institutional, and commercial products.....			12/06	-	-	-	-	-	-	-	-
Recyclable plastics.....			12/11	-	-	-	-	-	-	-	-
Recyclable plastics.....			12/11	-	-	-	-	-	-	-	-
Lumber.....	08	1		280.823	274.354	290.841	303.220	352.085	6.0	4.3	16.1
Softwood lumber.....	08	11		283.089	272.098	295.496	316.001	393.174	8.6	6.9	24.4
Softwood cut stock and dimension.....	08	1105		323.185	300.661	319.109	320.630	354.431	6.1	0.5	10.5
Softwood lumber, not edge worked.....	08	1106	12/03	141.512	135.470	150.149	163.413	211.815	10.8	8.8	29.6
Softwood lumber, made from purchased lumber.....			12/03	-	-	-	-	-	-	-	-
Hardwood lumber.....	08	12		-	-	-	-	-	-	-	-
Hardwood cut stock and dimension.....	08	1203		-	-	-	-	-	-	-	-
Hardwood flooring.....			06/84	-	-	-	-	-	-	-	-
Hardwood lumber, not edge worked.....	08	1205	12/03	-	-	-	-	-	-	-	-
Millwork.....	08	2		327.545	329.197	329.119	331.030	336.635	0.0	0.6	1.7
General millwork.....	08	21		289.045	295.523	297.969	300.255	301.958	0.8	0.8	0.6
General millwork.....	08	2101		289.045	295.523	297.969	300.255	301.958	0.8	0.8	0.6
Prefabricated structural members.....	08	22		-	-	-	-	-	-	-	-
Prefabricated structural members.....	08	2201		-	-	-	-	-	-	-	-
Plywood.....	08	3		-	-	-	-	-	-	-	-
Softwood veneer and plywood.....	08	31		-	-	-	-	-	-	-	-
Softwood veneer and plywood.....				-	-	-	-	-	-	-	-
Hardwood veneer and plywood.....			12/05	-	-	-	-	-	-	-	-
Hardwood veneer and plywood.....			12/05	-	-	-	-	-	-	-	-
Other wood products.....	08	4		219.420	219.339	217.220	212.048	212.686	-1.0	-2.4	0.3
Wood pallets and pallet containers, wood and metal combination.....	08	41		-	-	-	-	-	-	-	-
Wood pallets and pallet containers.....	08	4101		-	-	-	-	-	-	-	-
Wood boxes.....	08	42		-	-	-	-	-	-	-	-
Wood boxes.....	08	4201		-	-	-	-	-	-	-	-
Miscellaneous wood products.....	08	49		137.879	138.141	139.243	135.758	136.139	0.8	-2.5	0.3
Wood ties, siding, shingles, and shakes, and contract sawing of logs owned by others.....			12/03	-	-	-	-	-	-	-	-
Sawn wood fence stock, wood lath, and contract resawing and planing.....			12/03	-	-	-	-	-	-	-	-
All other miscellaneous wood products.....	08	4909	06/84	223.866	224.321	226.131	219.513	220.326	0.8	-2.9	0.4
Logs, bolts, timber, pulpwood and wood chips.....	08	5		-	-	-	-	-	-	-	-
Logs, bolts, timber, pulpwood and wood chips.....	08	51		-	-	-	-	-	-	-	-
Logs, bolts, timber, pulpwood and wood chips.....	08	5105	12/11	-	-	-	-	-	-	-	-
Prefabricated wood buildings & components.....	08	6	12/84	340.506	341.059	344.564	346.998	362.759	1.0	0.7	4.5
Prefabricated wood buildings & components.....	08	61	12/84	340.506	341.059	344.564	346.998	362.759	1.0	0.7	4.5
Prefabricated wood buildings and components.....	08	6101	12/84	340.506	341.059	344.564	346.998	362.759	1.0	0.7	4.5
Treated wood and contract wood preserving.....	08	7	06/85	-	-	-	-	-	-	-	-
Treated wood and contract wood preserving.....	08	71	06/85	-	-	-	-	-	-	-	-
Treated wood.....	08	7101	06/85	-	-	-	-	-	-	-	-
Contract wood preservation.....	08	7102	06/85	-	-	-	-	-	-	-	-
Pulp, paper, and prod., ex. bldg. paper.....	09	1		-	-	-	-	-	-	-	-
Wood pulp.....	09	11		-	-	-	-	-	-	-	-
Wood pulp.....	09	1105	06/06	-	-	-	-	-	-	-	-
Recyclable paper.....	09	12		-	-	-	-	-	-	-	-
News and other low grade recyclable paper.....	09	1201		-	-	-	-	-	-	-	-
Corrugated recyclable paper.....	09	1203		-	-	-	-	-	-	-	-
High grade recyclable paper (including pulp substitutes and deinking).....	09	1207	12/86	-	-	-	-	-	-	-	-
Paper.....	09	13		-	-	-	-	-	-	-	-
Writing and printing papers.....	09	1301		-	-	-	-	-	-	-	-
Newsprint.....				-	-	-	-	-	-	-	-
Packaging and industrial converting paper.....	09	1303		-	-	-	-	-	-	-	-
All other coated and processed papers.....			12/82	-	-	-	-	-	-	-	-
Paperboard.....	09	14		-	-	-	-	-	-	-	-
Corrugated paperboard in sheets and rolls, lined and unlined.....	09	1405		-	-	-	-	-	-	-	-
Paperboard, excluding corrugated paperboard.....	09	1411	12/82	-	-	-	-	-	-	-	-
Converted paper and paperboard products.....	09	15		-	-	-	-	-	-	-	-
Sanitary paper products, including stock.....	09	1501		-	-	-	-	-	-	-	-
Paper, plastic, and foil bags.....	09	1502		-	-	-	-	-	-	-	-
Paper boxes and containers.....	09	1503		-	-	-	-	-	-	-	-
Other corrugated and solid fiber products, including containers, pallets, pads, etc.....	09	1504		-	-	-	-	-	-	-	-

See footnotes at end of table.

Table 8. Producer price indexes and percentage changes for selected commodity and service groupings and individual items, seasonally adjusted — Continued
 [December 2021, Index base 1982=100, unless otherwise indicated]

Title	Commodity code		Other index base	Seasonally adjusted index ¹					Seasonally adjusted 1-month percent change ¹		
	Group code	Item code		Aug. 2021	Sept. 2021 ^P	Oct. 2021 ^P	Nov. 2021 ^P	Dec. 2021 ^P	Sept. to Oct. ^P	Oct. to Nov. ^P	Nov. to Dec. ^P
Office supplies and accessories.....	09	1506		-	-	-	-	-	-	-	-
Fiber cans, tubes, and similar fiber products.....	09	1507		-	-	-	-	-	-	-	-
Molded pulp goods, including egg cartons, florists pots, food trays, etc.....			06/85	-	-	-	-	-	-	-	-
Miscellaneous converted paper and paperboard products.....	09	1509	12/84	-	-	-	-	-	-	-	-
Pressure-sensitive products.....			12/82	-	-	-	-	-	-	-	-
Pressure-sensitive products.....			12/82	-	-	-	-	-	-	-	-
Building paper & building board mill prods.....	09	2		-	-	-	-	-	-	-	-
Hardboard, particleboard & fiberboard prods.....	09	22		-	-	-	-	-	-	-	-
Particleboard and fiberboard.....				-	-	-	-	-	-	-	-
Hardboard products.....			06/84	-	-	-	-	-	-	-	-
Publications, printed matter and printing material.....			06/09	-	-	-	-	-	-	-	-
Books printing.....	09	44	12/83	-	-	-	-	-	-	-	-
Books printing.....	09	4401	12/83	-	-	-	-	-	-	-	-
Manifold business forms printing.....			12/83	-	-	-	-	-	-	-	-
Manifold business forms printing.....			12/83	-	-	-	-	-	-	-	-
Commercial printing.....	09	47	06/82	-	-	-	-	-	-	-	-
Magazine and periodical printing.....	09	4701	06/82	-	-	-	-	-	-	-	-
Label and wrapper printing for packaging.....			06/82	-	-	-	-	-	-	-	-
Catalog and directory printing.....	09	4703	06/82	-	-	-	-	-	-	-	-
Advertising printing.....	09	4705	06/82	-	-	-	-	-	-	-	-
Other general job printing.....	09	4706	06/82	-	-	-	-	-	-	-	-
Other commercial printing, incl. screen, engraving, digital, & general job exc. labels/wrappers.....			12/88	-	-	-	-	-	-	-	-
Blankbooks, binders, and bookbinding work.....	09	48	06/85	-	-	-	-	-	-	-	-
Tradebinding and related work.....	09	4802	12/85	-	-	-	-	-	-	-	-
Services for the printing trade.....	09	49	06/85	-	-	-	-	-	-	-	-
Prepress services, including platemaking.....	09	4905	12/03	-	-	-	-	-	-	-	-
Iron and steel.....	10	1		-	-	-	-	-	-	-	-
Iron ores.....	10	11		184.581	189.931	190.887	191.080	191.080	0.5	0.1	0.0
Iron ores.....	10	1105	12/97	193.971	199.593	200.598	200.800	201.003	0.5	0.1	0.1
Iron and steel scrap.....	10	12		-	-	-	-	-	-	-	-
Carbon steel scrap.....	10	1211	12/86	-	-	-	-	-	-	-	-
Stainless and other alloy steel scrap.....	10	1212	12/86	585.901	596.724	622.942	652.402	652.054	4.4	4.7	-0.1
Cast iron scrap.....			12/86	-	-	-	-	-	-	-	-
Other ferrous scrap.....	10	1215	06/06	-	-	-	-	-	-	-	-
Foundry and forge shop products.....	10	15		-	-	-	-	-	-	-	-
Pressure and soil pipe & fittings, cast iron.....	10	1502		-	-	-	-	-	-	-	-
Other gray and ductile iron castings.....	10	1504		-	-	-	-	-	-	-	-
Standard and pearlitic malleable iron castings.....	10	1505		-	-	-	-	-	-	-	-
Steel investment castings.....	10	1506		-	-	-	-	-	-	-	-
Carbon steel castings, except investment.....	10	1507		-	-	-	-	-	-	-	-
High alloy steel castings, excluding investment.....	10	1508		-	-	-	-	-	-	-	-
Other alloy steel castings, except investment.....	10	1509		-	-	-	-	-	-	-	-
Other forge shop products.....	10	1513	06/82	-	-	-	-	-	-	-	-
Steel mill products.....	10	17		-	-	-	-	-	-	-	-
Semifinished steel mill products.....	10	1702	06/82	-	-	-	-	-	-	-	-
Hot rolled steel sheet and strip, including tin mill products.....	10	1703	06/82	-	-	-	-	-	-	-	-
Hot rolled steel bars, plates, and structural shapes.....	10	1704	06/82	-	-	-	-	-	-	-	-
Steel wire.....	10	1705	06/82	-	-	-	-	-	-	-	-
Steel pipe and tube.....	10	1706	06/82	-	-	-	-	-	-	-	-
Cold rolled steel sheet and strip.....	10	1707	06/82	-	-	-	-	-	-	-	-
Cold finished steel bars and bar shapes.....	10	1708	06/82	-	-	-	-	-	-	-	-
Electrometallurgical ferroalloy products.....			12/17	-	-	-	-	-	-	-	-
Nonferrous metals.....	10	2		332.987	334.470	336.700	340.316	332.050	0.7	1.1	-2.4
Nonferrous metal ores.....			12/83	-	-	-	-	-	-	-	-
Gold ores.....			06/85	-	-	-	-	-	-	-	-
Other metal ores.....			12/03	-	-	-	-	-	-	-	-
Primary nonferrous metals.....	10	22		-	-	-	-	-	-	-	-
Primary nonferrous metals.....				-	-	-	-	-	-	-	-
Nonferrous scrap.....	10	23		561.040	523.866	527.586	529.243	502.247	0.7	0.3	-5.1
Copper base scrap.....	10	2301		-	-	-	-	-	-	-	-
Aluminum base scrap.....	10	2302		294.846	293.014	295.330	298.560	295.400	0.8	1.1	-1.1
Other nonferrous scrap (including lead, zinc and precious metals).....	10	2303		-	-	-	-	-	-	-	-
Secondary nonferrous metals.....	10	24		-	-	-	-	-	-	-	-
Secondary aluminum.....	10	2402		255.537	262.876	277.739	291.914	291.100	5.7	5.1	-0.3
Secondary copper, alloyed and unalloyed.....	10	2403		-	-	-	-	-	-	-	-
Secondary precious metals.....				-	-	-	-	-	-	-	-

See footnotes at end of table.

Table 8. Producer price indexes and percentage changes for selected commodity and service groupings and individual items, seasonally adjusted — Continued
 [December 2021, Index base 1982=100, unless otherwise indicated]

Title	Commodity code		Other index base	Seasonally adjusted index ¹					Seasonally adjusted 1-month percent change ¹		
	Group code	Item code		Aug. 2021	Sept. 2021 ^P	Oct. 2021 ^P	Nov. 2021 ^P	Dec. 2021 ^P	Sept. to Oct. ^P	Oct. to Nov. ^P	Nov. to Dec. ^P
All other miscellaneous secondary nonferrous metals, including lead.			06/11	-	-	-	-	-	-	-	-
Nonferrous mill shapes.	10	25		-	-	-	-	-	-	-	-
Aluminum mill shapes.				-	-	-	-	-	-	-	-
Copper and brass mill shapes.	10	2502		-	-	-	-	-	-	-	-
Nickel and nickel-base alloy mill shapes.	10	2504		-	-	-	-	-	-	-	-
Titanium and titanium-base alloy mill shapes.				-	-	-	-	-	-	-	-
Other nonferrous mill shapes.				-	-	-	-	-	-	-	-
Nonferrous wire and cable.	10	26		-	-	-	-	-	-	-	-
Nonferrous wire and cable.			12/82	-	-	-	-	-	-	-	-
Nonferrous forge shop products.	10	27	12/83	183.935	185.592	186.301	189.625	189.196	0.4	1.8	-0.2
Nonferrous forge shop products.	10	2701	12/83	183.935	185.592	186.301	189.625	189.196	0.4	1.8	-0.2
Nonferrous foundry shop products.	10	28		237.591	238.839	240.069	243.217	245.268	0.5	1.3	0.8
Aluminum castings.	10	2802		204.080	204.746	206.242	208.724	211.576	0.7	1.2	1.4
Castings, nonferrous (except aluminum).			12/11	-	-	-	-	-	-	-	-
Metal containers.	10	3		-	-	-	-	-	-	-	-
Metal cans and can components.	10	31		-	-	-	-	-	-	-	-
Steel cans and tinware end products.	10	3102		-	-	-	-	-	-	-	-
Aluminum cans and can components.	10	3103		-	-	-	-	-	-	-	-
Barrels, drums, pails and other metal containers.	10	32		-	-	-	-	-	-	-	-
Barrels, drums, pails and other metal containers.	10	3201		-	-	-	-	-	-	-	-
Hardware.	10	4		-	-	-	-	-	-	-	-
Hardware, n.e.c.	10	41		-	-	-	-	-	-	-	-
Builders' hardware.	10	4101		-	-	-	-	-	-	-	-
Transportation equipment hardware.				-	-	-	-	-	-	-	-
Furniture hardware.				-	-	-	-	-	-	-	-
Other miscellaneous hardware.			06/85	-	-	-	-	-	-	-	-
Hand and edge tools.	10	42		-	-	-	-	-	-	-	-
Hand and edge tools.	10	4201		-	-	-	-	-	-	-	-
Plumbing fixtures and fittings.	10	5		298.587	297.393	299.539	300.356	306.783	0.7	0.3	2.1
Plumbing fixture fittings and trim.	10	54		352.682	353.036	353.390	354.817	356.738	0.1	0.4	0.5
Plumbing fixtures, fittings, and trim.	10	5402		352.534	352.888	353.242	354.668	356.589	0.1	0.4	0.5
Enameled iron & metal sanitary ware.	10	56	12/86	-	-	-	-	-	-	-	-
Enameled iron and metal sanitary ware.	10	5601	12/86	-	-	-	-	-	-	-	-
Heating equipment.	10	6		-	-	-	-	-	-	-	-
Steam and hot water equipment.	10	61		323.835	325.582	325.907	326.559	349.741	0.1	0.2	7.1
Steam and hot water equipment.	10	6101		323.835	325.582	325.907	326.559	349.741	0.1	0.2	7.1
Furnaces and heaters, including parts.	10	62		-	-	-	-	-	-	-	-
Furnaces and heaters, including parts.	10	6201		-	-	-	-	-	-	-	-
Other heating equipment, non-electric, including parts.	10	63		281.188	281.694	285.765	289.396	307.522	1.4	1.3	6.3
Other heating equipment, non-electric, including parts.	10	6301		281.188	281.694	285.765	289.396	307.522	1.4	1.3	6.3
Domestic heating stoves.	10	64		-	-	-	-	-	-	-	-
Domestic heating stoves.	10	6401		-	-	-	-	-	-	-	-
Domestic water heaters.	10	66		-	-	-	-	-	-	-	-
Domestic water heaters.	10	6601		-	-	-	-	-	-	-	-
Fabricated structural metal products.	10	7		317.968	326.340	334.107	343.120	345.957	2.4	2.7	0.8
Metal doors, sash, and trim.	10	71		-	-	-	-	-	-	-	-
Metal doors and frames (except storm).	10	7102	06/83	-	-	-	-	-	-	-	-
Metal windows (except storm sash).			06/83	-	-	-	-	-	-	-	-
Metal molding and trim and store fronts.			06/83	-	-	-	-	-	-	-	-
Metal combination screen, storm sash, and storm doors.			06/83	-	-	-	-	-	-	-	-
Metal window and door screens (except combination screens) and metal weather strip.			05/16	-	-	-	-	-	-	-	-
Metal tanks.	10	72		-	-	-	-	-	-	-	-
Metal tanks.	10	7201		-	-	-	-	-	-	-	-
Sheet metal products.	10	73		-	-	-	-	-	-	-	-
Sheet metal products.	10	7301		-	-	-	-	-	-	-	-
Structural, architectural, and pre-engineered metal products.	10	74		318.559	330.777	343.090	350.857	352.043	3.7	2.3	0.3
Fabricated structural metal.	10	7405		313.266	319.875	321.685	328.841	328.942	0.6	2.2	0.0
Custom roll form products.	10	7407		-	-	-	-	-	-	-	-
Ornamental and architectural metal work.			12/83	-	-	-	-	-	-	-	-
Fabricated metal pipe, tube, and fittings.			12/11	-	-	-	-	-	-	-	-
Heat exchangers and steam condensers.				-	-	-	-	-	-	-	-
Heat exchangers and steam condensers.	10	7501		-	-	-	-	-	-	-	-
Fabricated steel plate.	10	76		-	-	-	-	-	-	-	-
Fabricated steel plate.	10	7601		-	-	-	-	-	-	-	-
Stationary and marine power boilers.	10	77		-	-	-	-	-	-	-	-
Steel power boilers, parts and attachments (excl. nuclear applications).	10	7701		-	-	-	-	-	-	-	-

See footnotes at end of table.

Table 8. Producer price indexes and percentage changes for selected commodity and service groupings and individual items, seasonally adjusted — Continued
 [December 2021, Index base 1982=100, unless otherwise indicated]

Title	Commodity code		Other index base	Seasonally adjusted index ¹					Seasonally adjusted 1-month percent change ¹		
	Group code	Item code		Aug. 2021	Sept. 2021 ^P	Oct. 2021 ^P	Nov. 2021 ^P	Dec. 2021 ^P	Sept. to Oct. ^P	Oct. to Nov. ^P	Nov. to Dec. ^P
Prefabricated metal buildings.....	10	79		-	-	-	-	-	-	-	-
Prefabricated metal building systems (excl. farm service bldgs, residential bldgs, and parts).....	10	7901		-	-	-	-	-	-	-	-
Farm service buildings and other prefabricated and portable buildings, steel and aluminum.....	10	7902		-	-	-	-	-	-	-	-
Panels, parts, and sections for prefabricated buildings, steel and aluminum.....				-	-	-	-	-	-	-	-
Miscellaneous metal products.....	10	8		-	-	-	-	-	-	-	-
Bolts, nuts, screws, rivets, and washers.....	10	81		-	-	-	-	-	-	-	-
Externally threaded fasteners, except aircraft types.....			06/82	-	-	-	-	-	-	-	-
Internally threaded fasteners, except aircraft types.....			06/82	-	-	-	-	-	-	-	-
Nonthreaded metal fasteners, except aircraft types.....			06/82	-	-	-	-	-	-	-	-
Aircraft fasteners, except plastics (including aerospace).....			06/82	-	-	-	-	-	-	-	-
Formed products, except fasteners, made by cold-, warm-, or hot-heading processes.....			06/82	-	-	-	-	-	-	-	-
Lighting fixtures.....	10	83		-	-	-	-	-	-	-	-
Residential electric lighting fixtures, except portable.....				-	-	-	-	-	-	-	-
Commercial, institutional and industrial electric lighting fixtures.....	10	8303		-	-	-	-	-	-	-	-
Other lighting equipment.....	10	8305		-	-	-	-	-	-	-	-
Ordnance and ordnance accessories, n.e.c.....			12/85	-	-	-	-	-	-	-	-
Ordnance and ordnance accessories, n.e.c.....			12/85	-	-	-	-	-	-	-	-
Fabricated ferrous wire products.....	10	88		06/82	-	-	-	-	-	-	-
Ferrous wire rope, cable, forms and strand.....				06/82	-	-	-	-	-	-	-
Ferrous wire cloth, other woven wire products.....	10	8807		06/82	-	-	-	-	-	-	-
Other fabricated ferrous wire products.....	10	8809		06/82	-	-	-	-	-	-	-
Steel nails, staples, tacks, spikes and brads.....				06/09	-	-	-	-	-	-	-
Other miscellaneous metal products.....	10	89		-	-	-	-	-	-	-	-
Wire springs.....				-	-	-	-	-	-	-	-
Other metal products.....	10	8905		-	-	-	-	-	-	-	-
Metal stampings n.e.c.....			06/84	-	-	-	-	-	-	-	-
Metal foil and leaf.....			12/84	-	-	-	-	-	-	-	-
Heavy gauge springs.....	10	8909		06/04	-	-	-	-	-	-	-
Agricultural machinery and equipment.....	11	1		260.994	265.131	269.445	271.945	278.740	1.6	0.9	2.5
Agricultural machinery and equipment.....	11	14	12/02	163.392	166.148	168.513	170.248	174.502	1.4	1.0	2.5
Commercial turf and grounds care equipment, including parts and attachments.....	11	1401	12/02	-	-	-	-	-	-	-	-
Farm plows, harrows, rollers, pulverizers, etc., and attachments.....			12/02	-	-	-	-	-	-	-	-
Farm dairy equipment, sprayers and dusters, farm blowers, and attachments.....			12/02	-	-	-	-	-	-	-	-
Planting, seeding, and fertilizing machinery and attachments.....	11	1405	12/02	-	-	-	-	-	-	-	-
Harvesting machinery (except hay and straw) and attachments.....	11	1406	12/82	-	-	-	-	-	-	-	-
Haying machinery and attachments.....	11	1407	12/82	256.383	256.155	256.155	256.410	280.010	0.0	0.1	9.2
All other farm machinery and equipment, excluding parts, including attachments.....			12/02	-	-	-	-	-	-	-	-
Parts for farm machinery, for sale separately.....			12/02	-	-	-	-	-	-	-	-
Construction machinery and equipment.....	11	2		-	-	-	-	-	-	-	-
Tractors and attachments, ex. parts.....			12/99	-	-	-	-	-	-	-	-
Construction machinery for mounting (excluding parts, winches, snow clearing attachments).....			12/99	-	-	-	-	-	-	-	-
Tractor shovel loaders (skid steer, wheel, crawler, and integral design backhoes).....	11	2A04		-	-	-	-	-	-	-	-
Construction wheel and crawler tractors, dozers, self-propelled log skidders, etc.....			12/03	-	-	-	-	-	-	-	-
Power cranes, draglines, & shovels (excavators) (incl. surface mining equipment) (excl. parts).....	11	2B	12/99	-	-	-	-	-	-	-	-
Power cranes, draglines, & shovels (excavators) (incl. surface mining equip.) (excluding parts).....	11	2B05	12/99	-	-	-	-	-	-	-	-
Mixers, pavers, and related equipment (excluding parts).....	11	2C		-	-	-	-	-	-	-	-
Mixers, pavers, and related equipment (excluding parts).....	11	2C01		-	-	-	-	-	-	-	-
Off-highway equipment, ex. parts.....			12/99	-	-	-	-	-	-	-	-
Off-highway trucks, haulers, truck-type tractor chassis, trailers, etc. (excluding parts).....	11	2D02	12/03	-	-	-	-	-	-	-	-
Graders, rollers & compactors, rough-terrain forklifts, scrapers, trenchers, etc. (excl. parts).....			12/03	-	-	-	-	-	-	-	-
Misc. construction machinery and equipment.....	11	2J	12/05	-	-	-	-	-	-	-	-
Winches, aerial work platforms, and automotive wrecker hoists, including parts and attachments.....			12/05	-	-	-	-	-	-	-	-
Other construction machinery and equipment (excluding parts).....	11	2J03	12/03	-	-	-	-	-	-	-	-
Parts for construction machinery and equipment, sold separately.....			12/99	-	-	-	-	-	-	-	-
Parts for construction machinery and equipment, sold separately.....			12/99	-	-	-	-	-	-	-	-
Metalworking machinery and equipment.....	11	3		208.120	208.885	211.540	212.255	214.692	1.3	0.3	1.1

See footnotes at end of table.

Table 8. Producer price indexes and percentage changes for selected commodity and service groupings and individual items, seasonally adjusted — Continued
 [December 2021, Index base 1982=100, unless otherwise indicated]

Title	Commodity code		Other index base	Seasonally adjusted index ¹					Seasonally adjusted 1-month percent change ¹		
	Group code	Item code		Aug. 2021	Sept. 2021 ^P	Oct. 2021 ^P	Nov. 2021 ^P	Dec. 2021 ^P	Sept. to Oct. ^P	Oct. to Nov. ^P	Nov. to Dec. ^P
Power-driven handtools, including parts and attachments.	11	32		190.065	190.256	201.354	201.672	201.469	5.8	0.2	-0.1
Power-driven handtools, including parts and attachments.	11	3211	12/04	129.466	129.466	137.155	137.372	137.234	5.9	0.2	-0.1
Welding machines and equipment.	11	33		344.417	350.804	351.653	352.099	361.623	0.2	0.1	2.7
Arc welding machines, components, and accessories, excluding electrodes and stud welding equip.	11	3301		344.686	359.487	360.207	360.930	381.779	0.2	0.2	5.8
Resistance welders, components, accessories, and electrodes.				-	-	-	-	-	-	-	-
Gas welding and cutting equipment, parts, attachments, and accessories. ...	11	3304		-	-	-	-	-	-	-	-
Other welding equipment, components, and accessories (excluding arc, resistance, and gas).			12/00	-	-	-	-	-	-	-	-
Industrial process furnaces and ovens.	11	34		-	-	-	-	-	-	-	-
Industrial process furnaces and ovens, except parts and attachments.	11	3407	12/04	-	-	-	-	-	-	-	-
Parts and attachments for industrial process furnaces and ovens.			06/11	-	-	-	-	-	-	-	-
Cutting tools and accessories.	11	35		202.250	202.331	204.379	205.475	207.362	1.0	0.5	0.9
Small cutting tools.	11	3501		-	-	-	-	-	-	-	-
Precision measuring tools.	11	3502		-	-	-	-	-	-	-	-
Other machine tool attachments and accessories.	11	3505	06/83	222.291	221.846	224.760	231.685	233.718	1.3	3.1	0.9
Abrasive products.	11	36		-	-	-	-	-	-	-	-
Nonmetallic sized grains, powders, and flour abrasives (incl. graded only). ...				-	-	-	-	-	-	-	-
Nonmetallic abrasive products (including diamond abrasives).	11	3603		-	-	-	-	-	-	-	-
Nonmetallic coated abrasive products and buffing wheels, polishing wheels, and laps.	11	3605		-	-	-	-	-	-	-	-
Metal cutting machine tools.	11	37		-	-	-	-	-	-	-	-
Other metal-cutting machine tools.			12/09	-	-	-	-	-	-	-	-
Metal machining centers.			12/09	-	-	-	-	-	-	-	-
Rebuilt metal-cutting machine tools and parts for metal-cutting machine tools.			12/02	-	-	-	-	-	-	-	-
Metal forming machine tools.	11	38		248.428	249.338	249.088	250.015	251.546	-0.1	0.4	0.6
Metal-forming machine tools (except rebuilt and parts).	11	3826	12/09	124.522	125.013	124.261	124.429	124.910	-0.6	0.1	0.4
Rebuilt metal-forming machine tools and parts for metal-forming machine tools.			12/02	-	-	-	-	-	-	-	-
Tools, dies, jigs, fixtures & ind. molds.				-	-	-	-	-	-	-	-
Special tools, dies, jigs, and fixtures.				-	-	-	-	-	-	-	-
Industrial molds and mold boxes.				-	-	-	-	-	-	-	-
Other metalworking machinery.	11	3A02	06/83	-	-	-	-	-	-	-	-
Rolling mill machinery.			12/87	-	-	-	-	-	-	-	-
Rolling mill machinery.			12/87	-	-	-	-	-	-	-	-
General purpose machinery and equipment.	11	4		268.546	271.626	274.414	276.543	279.100	1.0	0.8	0.9
Pumps, compressors, and equipment.	11	41		284.207	287.428	288.307	289.414	290.998	0.3	0.4	0.5
Industrial pumps, except hydraulic fluid power pumps.	11	4102		289.343	296.589	297.503	297.802	297.327	0.3	0.1	-0.2
Parts and attachments for air and gas compressors and vacuum pumps.	11	4107	06/84	-	-	-	-	-	-	-	-
Industrial spraying equipment.	11	4108	06/84	-	-	-	-	-	-	-	-
Domestic water systems.	11	4113	12/03	183.971	184.156	184.341	184.712	184.712	0.1	0.2	0.0
Air and gas compressors and vacuum pumps.	11	4115	06/05	-	-	-	-	-	-	-	-
Other pumps, including parts and attachments.	11	4119	12/83	-	-	-	-	-	-	-	-
Elevators, escalators, and other lifts.	11	42		-	-	-	-	-	-	-	-
Elevators and moving stairways.				-	-	-	-	-	-	-	-
Parts and attachments for elevators and moving stairs (sold separately). ...	11	4202		-	-	-	-	-	-	-	-
Fluid power equipment.	11	43		285.077	285.850	290.829	291.678	294.706	1.7	0.3	1.0
Fluid power pumps and parts.	11	4301		257.514	259.124	259.895	260.306	260.941	0.3	0.2	0.2
Fluid power valves.	11	4302		-	-	-	-	-	-	-	-
Fluid power cylinders, actuators, accumulators, cushions, & parts.	11	4303		-	-	-	-	-	-	-	-
Fluid power hose and tube fittings.				-	-	-	-	-	-	-	-
Parts for fluid power valves.	11	4305	06/91	-	-	-	-	-	-	-	-
Industrial material handling equipment.	11	44		-	-	-	-	-	-	-	-
Conveying equipment, except parts and accessories.	11	4402		-	-	-	-	-	-	-	-
Industrial trucks, trailers, and stackers.	11	4403		-	-	-	-	-	-	-	-
Hoists, overhead cranes, and monorail systems.	11	4404		-	-	-	-	-	-	-	-
Parts and accessories for conveyors and conveying systems.			09/18	-	-	-	-	-	-	-	-
Mechanical power transmission equipment.	11	45		-	-	-	-	-	-	-	-
Speed changers, drives, gears.	11	4501		-	-	-	-	-	-	-	-
Other power transmission equipment.	11	4502	12/84	-	-	-	-	-	-	-	-
Scales and balances.	11	46		202.315	204.894	205.861	206.823	206.959	0.5	0.5	0.1
Vehicle and industrial scales.	11	4611	12/91	-	-	-	-	-	-	-	-
Retail, commercial, household, and mailing scales and balances.	11	4612	12/91	180.227	180.412	179.871	180.051	180.231	-0.3	0.1	0.1
Parts, attachments, and accessories for scales and balances.	11	4613	12/91	222.375	226.484	230.909	231.867	232.253	2.0	0.4	0.2
Air purification equipment and industrial and commercial fans and blowers.	11	47		260.577	265.084	265.894	267.211	267.672	0.3	0.5	0.2
Fan, blower, air purification equipment.	11	4701		260.577	265.084	265.894	267.211	267.672	0.3	0.5	0.2
Air conditioning and refrigeration equip.	11	48		223.520	227.920	232.978	235.163	237.748	2.2	0.9	1.1
Unitary air-conditioners, except air source heat pumps.				-	-	-	-	-	-	-	-

See footnotes at end of table.

Table 8. Producer price indexes and percentage changes for selected commodity and service groupings and individual items, seasonally adjusted — Continued
 [December 2021, Index base 1982=100, unless otherwise indicated]

Title	Commodity code		Other index base	Seasonally adjusted index ¹					Seasonally adjusted 1-month percent change ¹		
	Group code	Item code		Aug. 2021	Sept. 2021 ^P	Oct. 2021 ^P	Nov. 2021 ^P	Dec. 2021 ^P	Sept. to Oct. ^P	Oct. to Nov. ^P	Nov. to Dec. ^P
Commercial refrigeration equipment.....	11	4803		280.088	288.525	302.694	305.825	306.133	4.9	1.0	0.1
All other miscellaneous refrigeration and air-conditioning equipment.....	11	4806		-	-	-	-	-	-	-	-
Heat transfer equipment, including heat pumps.....	11	4807	12/11	134.356	137.110	138.009	138.320	141.255	0.7	0.2	2.1
Parts and accessories for air conditioning and heat transfer equipment.....	11	4809	12/89	-	-	-	-	-	-	-	-
Refrigeration condensing units.....			01/19	-	-	-	-	-	-	-	-
Miscellaneous general purpose equipment.....	11	49		311.377	313.522	314.393	316.339	317.919	0.3	0.6	0.5
Metal valves, except fluid power.....	11	4902	12/82	362.794	363.672	366.539	368.699	369.429	0.8	0.6	0.2
Metal pipe fittings, flanges, and unions.....			12/82	-	-	-	-	-	-	-	-
Ball and roller bearings.....	11	4905		-	-	-	-	-	-	-	-
Industrial patterns.....	11	4907	12/84	-	-	-	-	-	-	-	-
Filters and strainers.....	11	4908	12/84	269.586	276.764	276.340	277.873	277.692	-0.2	0.6	-0.1
Other miscellaneous general purpose equipment.....	11	4911	12/84	227.549	227.499	229.038	229.168	232.241	0.7	0.1	1.3
Electronic computers and computer equipment.....			12/98	-	-	-	-	-	-	-	-
Electronic computers.....			12/04	-	-	-	-	-	-	-	-
Electronic computers.....			12/04	-	-	-	-	-	-	-	-
Computer storage devices.....			12/04	-	-	-	-	-	-	-	-
Computer storage devices (except parts, attachments and accessories).....			12/04	-	-	-	-	-	-	-	-
Computer peripheral equipment and parts.....			12/98	-	-	-	-	-	-	-	-
POS terminals, funds-transfer devices, computer terminals & other computer peripheral equip.....			06/99	-	-	-	-	-	-	-	-
Special industry machinery and equipment.....	11	6		234.341	238.224	238.407	241.065	242.795	0.1	1.1	0.7
Food products machinery.....	11	61		308.063	311.947	314.719	320.492	323.310	0.9	1.8	0.9
Dairy and milk products plant machinery and equipment.....				-	-	-	-	-	-	-	-
Commercial food products machinery (except packaging and cooking equipment).....	11	6104		-	-	-	-	-	-	-	-
Industrial food products machinery for processing foods, beverages, & animal & fowl feed.....	11	6105	12/83	323.855	331.316	332.081	335.146	336.171	0.2	0.9	0.3
Textile machinery and equipment.....	11	62		-	-	-	-	-	-	-	-
Textile machinery (except parts, attachments, and accessories).....	11	6212	06/86	-	-	-	-	-	-	-	-
Textile machinery parts and attachments.....				-	-	-	-	-	-	-	-
Sawmill and woodworking machinery.....	11	63		-	-	-	-	-	-	-	-
Sawmill and woodworking machinery.....			12/04	-	-	-	-	-	-	-	-
Paper industries machinery.....	11	64	06/82	-	-	-	-	-	-	-	-
Paper industries machinery.....	11	6401	06/82	-	-	-	-	-	-	-	-
Printing trades machinery and equipment.....				-	-	-	-	-	-	-	-
Printing presses.....			06/09	-	-	-	-	-	-	-	-
Other printing machinery and equipment.....			12/82	-	-	-	-	-	-	-	-
Other special industry machinery.....	11	66		217.282	224.665	224.219	224.759	225.138	-0.2	0.2	0.2
Plastics and rubber working machinery.....				-	-	-	-	-	-	-	-
Miscellaneous special industry machinery.....	11	6606		208.948	216.976	216.489	217.050	217.485	-0.2	0.3	0.2
Packing, packaging, and bottling machinery and parts.....	11	67		-	-	-	-	-	-	-	-
Packing, packaging, and bottling machinery and parts.....			06/06	-	-	-	-	-	-	-	-
Service industry machinery and parts.....	11	68	06/82	-	-	-	-	-	-	-	-
Service industry machinery and parts.....	11	6801	06/82	-	-	-	-	-	-	-	-
Commercial laundry and drycleaning machinery products.....	11	69	12/82	282.756	283.040	286.912	290.729	291.021	1.4	1.3	0.1
Commercial laundry and drycleaning machinery products.....	11	6909	06/03	159.973	160.134	162.325	164.484	164.649	1.4	1.3	0.1
Electrical machinery and equipment.....	11	7		120.668	122.095	122.912	123.591	124.214	0.7	0.6	0.5
Wiring devices.....	11	71		-	-	-	-	-	-	-	-
Current-carrying wiring devices.....	11	7101		-	-	-	-	-	-	-	-
Noncurrent-carrying wiring devices.....				-	-	-	-	-	-	-	-
Integrating and measuring instruments.....	11	72		-	-	-	-	-	-	-	-
Test equipment for electrical, radio, & communication circuits & motors.....			12/83	-	-	-	-	-	-	-	-
Electrical integrating instruments and other instruments to measure electricity.....			06/06	-	-	-	-	-	-	-	-
Motors, generators, motor generator sets.....	11	73		-	-	-	-	-	-	-	-
Fractional horsepower motors and generators.....	11	7303	06/83	194.774	200.001	207.543	216.189	219.648	3.8	4.2	1.6
Integral horsepower motors and generators (excluding land transportation types).....	11	7304	06/83	-	-	-	-	-	-	-	-
Parts and supplies for motors and generators.....			06/83	-	-	-	-	-	-	-	-
Other motors and generators.....	11	7311	06/06	-	-	-	-	-	-	-	-
Transformers and power regulators.....	11	74		-	-	-	-	-	-	-	-
Power and distribution transformers, except parts.....			12/99	-	-	-	-	-	-	-	-
Other transformers and parts for transformers.....			12/99	-	-	-	-	-	-	-	-
Switchgear, switchboard, industrial controls equipment.....	11	75		-	-	-	-	-	-	-	-
Industrial controls and related parts and accessories.....	11	7507		-	-	-	-	-	-	-	-
Switchgear and switchboard apparatus.....			06/05	-	-	-	-	-	-	-	-
Communications and related equipment and miscellaneous electronic systems & equipment.....	11	76	12/85	121.604	123.926	124.918	125.027	125.336	0.8	0.1	0.2
Telephone and wireline data networking equipment.....	11	7601	12/85	-	-	-	-	-	-	-	-

See footnotes at end of table.

Table 8. Producer price indexes and percentage changes for selected commodity and service groupings and individual items, seasonally adjusted — Continued
 [December 2021, Index base 1982=100, unless otherwise indicated]

Title	Commodity code		Other index base	Seasonally adjusted index ¹					Seasonally adjusted 1-month percent change ¹		
	Group code	Item code		Aug. 2021	Sept. 2021 ^P	Oct. 2021 ^P	Nov. 2021 ^P	Dec. 2021 ^P	Sept. to Oct. ^P	Oct. to Nov. ^P	Nov. to Dec. ^P
Other communications and related equipment, including broadcast and wireless.....	11	7603	06/13	101.618	102.488	103.508	103.476	103.758	1.0	0.0	0.3
Electronic systems and equipment, n.e.c.....			12/03	-	-	-	-	-	-	-	-
Search, detection, navigation & guidance systems and equipment.....	11	7606	06/04	152.026	156.802	157.279	157.918	158.240	0.3	0.4	0.2
Electric lamp bulbs, tubes, and components.....	11	77		-	-	-	-	-	-	-	-
Electric lamp bulbs, tubes, and components.....			12/04	-	-	-	-	-	-	-	-
Electronic components and accessories.....	11	78		64.784	64.843	64.862	65.144	65.326	0.0	0.4	0.3
Capacitors for electronic circuitry.....				-	-	-	-	-	-	-	-
Resistors for electronic circuitry.....	11	7812		-	-	-	-	-	-	-	-
Relays for electronic circuitry, industrial control overload, and switchgear type.....	11	7821		-	-	-	-	-	-	-	-
Switches, mechanical, for electronic circuitry.....	11	7822	06/82	-	-	-	-	-	-	-	-
Connectors for electronic circuitry.....	11	7824		207.403	203.898	207.163	207.627	210.249	1.6	0.2	1.3
Filters, crystals, and transducers.....			06/82	-	-	-	-	-	-	-	-
Integrated microcircuits.....			06/05	-	-	-	-	-	-	-	-
Other semiconductor and related devices.....	11	7847	06/05	70.788	70.788	71.166	71.166	71.095	0.5	0.0	-0.1
Bare printed circuit boards.....			12/00	-	-	-	-	-	-	-	-
Electronic coils, transformers, and other inductors.....	11	7853	06/82	-	-	-	-	-	-	-	-
Microwave components, electron tubes, and other electronic components, n.e.c.....			06/00	-	-	-	-	-	-	-	-
Printed circuit assemblies, loaded boards, modules and consumer external modems.....	11	7861	06/82	94.427	94.694	95.187	95.314	95.466	0.5	0.1	0.2
Miscellaneous electrical machinery and equipment.....				-	-	-	-	-	-	-	-
Storage batteries.....				-	-	-	-	-	-	-	-
Primary batteries.....				-	-	-	-	-	-	-	-
Carbon and graphite products.....	11	7903		-	-	-	-	-	-	-	-
X-ray and electromedical equipment.....	11	7905		-	-	-	-	-	-	-	-
Miscellaneous electrical industrial apparatus.....			12/85	-	-	-	-	-	-	-	-
All other electrical equipment and components, except industrial.....			12/06	-	-	-	-	-	-	-	-
Miscellaneous instruments.....	11	8		213.558	214.367	215.279	216.222	218.028	0.4	0.4	0.8
Automatic environmental controls for monitoring residential, commercial, and appliance use.....	11	81		187.693	191.382	194.168	194.362	195.600	1.5	0.1	0.6
Automatic environmental controls for monitoring residential, commercial, and appliance use.....	11	8105	12/03	129.431	131.975	133.897	134.030	134.884	1.5	0.1	0.6
Industrial process control instruments.....	11	82	06/83	243.832	244.718	246.181	246.461	246.824	0.6	0.1	0.1
Industrial process control instruments.....	11	8201	06/83	243.832	244.718	246.181	246.461	246.824	0.6	0.1	0.1
Fluid meters and counting devices.....	11	84	12/85	197.307	198.602	199.000	201.408	201.408	0.2	1.2	0.0
Fluid meters and counting devices.....	11	8401	12/85	197.307	198.602	199.000	201.408	201.408	0.2	1.2	0.0
Engineering and scientific instruments.....	11	85	12/85	246.973	247.622	247.933	249.761	260.712	0.1	0.7	4.4
Aeronautical, nautical, and navigational instruments.....	11	8501	12/85	278.669	279.793	280.320	283.746	302.622	0.2	1.2	6.7
Hospital beds and specialized hospital furniture.....			12/11	-	-	-	-	-	-	-	-
Measuring instruments and lenses.....	11	86	12/85	153.578	153.886	154.719	155.306	155.466	0.5	0.4	0.1
Sighting, tracking, and fire-control equipment, optical type.....	11	8601	12/85	-	-	-	-	-	-	-	-
All other miscellaneous optical instruments and lenses.....	11	8602	12/85	-	-	-	-	-	-	-	-
Laboratory analytical instruments.....	11	8603	12/85	162.581	162.744	163.710	164.022	164.012	0.6	0.2	0.0
Measuring & controlling devices, n.e.c.....	11	89	06/85	167.055	167.361	167.565	167.910	169.916	0.1	0.2	1.2
Aircraft engine instruments.....			06/85	-	-	-	-	-	-	-	-
Nuclear radiation detection & monitoring instruments.....	11	8904	06/85	205.637	206.048	207.696	208.113	222.865	0.8	0.2	7.1
Physical properties and kinematic testing equipment.....			06/04	-	-	-	-	-	-	-	-
Commercial, geophysical, meteorological & general-purpose instruments.....			06/04	-	-	-	-	-	-	-	-
Miscellaneous machinery.....	11	9		-	-	-	-	-	-	-	-
Oil field and gas field machinery.....	11	91		-	-	-	-	-	-	-	-
Oil and gas field drilling, surveying, and cementing machinery (except parts sold separately).....	11	9102		-	-	-	-	-	-	-	-
Oil field and gas field production machinery (except pumps and parts sold separately).....				-	-	-	-	-	-	-	-
Parts and attachments for oil and gas field machinery and equipment.....			12/10	-	-	-	-	-	-	-	-
Mining machinery and equipment.....	11	92		-	-	-	-	-	-	-	-
Mining machinery and equipment (except parts sold separately).....			09/19	-	-	-	-	-	-	-	-
Parts and attachments for mining machinery and equipment (sold separately).....	11	9253		276.607	277.584	278.495	282.431	284.175	0.3	1.4	0.6
Office and store machines and equipment.....				-	-	-	-	-	-	-	-
Coin-operated machines and mechanisms.....			05/18	-	-	-	-	-	-	-	-
Internal combustion engines.....	11	94		-	-	-	-	-	-	-	-
Diesel, semidiesel, and dual-fuel engines (except automotive).....	11	9407	12/82	-	-	-	-	-	-	-	-
Diesel, semidiesel, and dual-fuel engines for automobiles, trucks, and buses.....	11	9408	12/82	-	-	-	-	-	-	-	-
Parts & accessories for internal combustion engines, ex. aircraft & gasoline automotive engines.....	11	9413		-	-	-	-	-	-	-	-
Machine shop products.....	11	95		-	-	-	-	-	-	-	-
Machine shop products.....			06/84	-	-	-	-	-	-	-	-

See footnotes at end of table.

Table 8. Producer price indexes and percentage changes for selected commodity and service groupings and individual items, seasonally adjusted — Continued
 [December 2021, Index base 1982=100, unless otherwise indicated]

Title	Commodity code		Other index base	Seasonally adjusted index ¹					Seasonally adjusted 1-month percent change ¹		
	Group code	Item code		Aug. 2021	Sept. 2021 ^P	Oct. 2021 ^P	Nov. 2021 ^P	Dec. 2021 ^P	Sept. to Oct. ^P	Oct. to Nov. ^P	Nov. to Dec. ^P
Turbines and turbine generator sets.....			06/87	-	-	-	-	-	-	-	-
Turbines and turbine generator sets (excluding parts).....			06/87	-	-	-	-	-	-	-	-
Parts & accessories for turbines, turbine generators, and turbine generator sets.....			09/15	-	-	-	-	-	-	-	-
Parts & accessories for turbines, turbine generators, and turbine generator sets.....			09/15	-	-	-	-	-	-	-	-
Household furniture.....	12	1		-	-	-	-	-	-	-	-
Metal household furniture.....	12	11		-	-	-	-	-	-	-	-
Metal household furniture.....				-	-	-	-	-	-	-	-
Wood household furniture.....	12	12		-	-	-	-	-	-	-	-
Living room furniture (nonupholstered), wood.....	12	1201		-	-	-	-	-	-	-	-
Dining room furniture (nonupholstered), wood.....	12	1202		-	-	-	-	-	-	-	-
Bedroom furniture (nonupholstered), wood.....	12	1203		-	-	-	-	-	-	-	-
Other wood household furniture.....				-	-	-	-	-	-	-	-
Custom nonupholstered wood household furniture sold direct, excl. kitchen cabinets and vanities.....			06/12	-	-	-	-	-	-	-	-
Upholstered household furniture.....	12	13		-	-	-	-	-	-	-	-
Upholstered household furniture.....	12	1301		-	-	-	-	-	-	-	-
Bedding.....	12	14		-	-	-	-	-	-	-	-
Bedding.....				-	-	-	-	-	-	-	-
Metal porch, lawn, outdoor & casual furniture.....	12	15		316.829	318.811	315.953	316.267	317.462	-0.9	0.1	0.4
Porch and lawn furniture.....	12	1501		316.829	318.811	315.953	316.267	317.462	-0.9	0.1	0.4
Nonupholstered household furniture, except wood and metal.....			12/85	-	-	-	-	-	-	-	-
Nonupholstered household furniture, except wood and metal.....			12/85	-	-	-	-	-	-	-	-
Commercial furniture.....	12	2		-	-	-	-	-	-	-	-
Wood office furniture and store fixtures.....	12	21		-	-	-	-	-	-	-	-
Wood office furniture and store fixtures.....				-	-	-	-	-	-	-	-
Nonwood furniture and store fixtures.....	12	22		-	-	-	-	-	-	-	-
Nonwood commercial storage units, files, and tables.....				-	-	-	-	-	-	-	-
Nonwood commercial furniture.....				-	-	-	-	-	-	-	-
Nonwood partitions and fixtures.....			12/83	-	-	-	-	-	-	-	-
Public building furniture.....			12/84	-	-	-	-	-	-	-	-
Public building furniture.....			12/84	-	-	-	-	-	-	-	-
Commercial furniture and fixtures, n.e.c.....	12	24	12/85	232.728	237.143	240.419	242.850	249.649	1.4	1.0	2.8
Commercial furniture and fixtures, n.e.c.....	12	2401	12/85	232.728	237.143	240.419	242.850	249.649	1.4	1.0	2.8
Floor coverings.....	12	3		-	-	-	-	-	-	-	-
Carpets and rugs.....	12	31		-	-	-	-	-	-	-	-
Carpet and rugs.....				-	-	-	-	-	-	-	-
Resilient floor coverings.....	12	32		-	-	-	-	-	-	-	-
Resilient floor coverings.....	12	3201		-	-	-	-	-	-	-	-
Household appliances.....	12	4		-	-	-	-	-	-	-	-
Major appliances.....	12	41		-	-	-	-	-	-	-	-
Household cooking appliances.....				-	-	-	-	-	-	-	-
Household refrigeration equipment.....				-	-	-	-	-	-	-	-
Other major household appliances including room air-conditioners.....	12	4104		-	-	-	-	-	-	-	-
Household vacuum cleaners, including parts and attachments.....	12	43		-	-	-	-	-	-	-	-
Household vacuum cleaners and other floor care machines (including parts and attachments).....	12	4301		-	-	-	-	-	-	-	-
Electric housewares and fans.....	12	44		-	-	-	-	-	-	-	-
Parts and attachments for small electric household appliances, including fan parts.....			12/82	-	-	-	-	-	-	-	-
Small electric household appliances, including fans.....			05/21	-	-	-	-	-	-	-	-
Portable residential lighting fixtures, including parts and accessories.....	12	45		-	-	-	-	-	-	-	-
Portable residential lighting fixtures, including parts and accessories.....				-	-	-	-	-	-	-	-
Home electronic equipment.....	12	5		-	-	-	-	-	-	-	-
Speakers and commercial sound equipment.....	12	57	12/03	-	-	-	-	-	-	-	-
Speakers and commercial sound equipment.....	12	5707	12/03	-	-	-	-	-	-	-	-
Other home electronic equipment.....			06/04	-	-	-	-	-	-	-	-
Other consumer audio and video equipment, including television receivers.....			01/17	-	-	-	-	-	-	-	-
Other household durable goods.....	12	6		-	-	-	-	-	-	-	-
Vitreous china, fine earthenware, and other pottery products.....	12	61		-	-	-	-	-	-	-	-
Vitreous china, porcelain, and earthenware table and kitchenware and other pottery products.....	12	6101		-	-	-	-	-	-	-	-
Mirrors (decorated and undecorated).....				-	-	-	-	-	-	-	-
Mirrors (decorated and undecorated), made from purchased glass.....				-	-	-	-	-	-	-	-
Lawn/garden equipment.....	12	66		-	-	-	-	-	-	-	-
Parts and attachments for consumer lawn, garden, and snow equipment.....			12/82	-	-	-	-	-	-	-	-
Consumer lawn, garden, and snow equipment.....			05/18	-	-	-	-	-	-	-	-

See footnotes at end of table.

Table 8. Producer price indexes and percentage changes for selected commodity and service groupings and individual items, seasonally adjusted — Continued
 [December 2021, Index base 1982=100, unless otherwise indicated]

Title	Commodity code		Other index base	Seasonally adjusted index ¹					Seasonally adjusted 1-month percent change ¹		
	Group code	Item code		Aug. 2021	Sept. 2021 ^P	Oct. 2021 ^P	Nov. 2021 ^P	Dec. 2021 ^P	Sept. to Oct. ^P	Oct. to Nov. ^P	Nov. to Dec. ^P
Cutlery, flatware (except precious), razors and razor blades.	12	67		-	-	-	-	-	-	-	-
Cutlery, flatware (except precious), razors and razor blades.	12	6701		-	-	-	-	-	-	-	-
Metal kitchen utensil, pots, and pans.				-	-	-	-	-	-	-	-
Metal kitchen utensil, pots, and pans.				-	-	-	-	-	-	-	-
Window shades, blinds, and accessories.	12	69	06/84	-	-	-	-	-	-	-	-
Window shades, blinds, and accessories.	12	6901	06/84	-	-	-	-	-	-	-	-
Glass.				-	-	-	-	-	-	-	-
Flat glass.	13	11		-	-	-	-	-	-	-	-
Flat glass (float, sheet, and plate process).				-	-	-	-	-	-	-	-
Specialty glass.	13	1107		-	-	-	-	-	-	-	-
Other finished glassware.	13	13	06/83	180.795	181.044	182.239	182.824	183.031	0.7	0.3	0.1
Pressed and blown glassware.	13	1301	06/83	183.670	183.923	185.137	185.731	186.129	0.7	0.3	0.2
Concrete ingredients and related products.	13	2		336.004	337.205	337.523	339.421	339.395	0.1	0.6	0.0
Construction sand, gravel, and crushed stone.	13	21		381.652	383.102	383.175	386.459	386.018	0.0	0.9	-0.1
Construction sand, gravel and crushed stone.	13	2101		381.652	383.102	383.175	386.459	386.018	0.0	0.9	-0.1
Cement, hydraulic.	13	22		274.162	274.966	275.818	275.036	275.867	0.3	-0.3	0.3
Cement, hydraulic.	13	2201		274.162	274.966	275.818	275.036	275.867	0.3	-0.3	0.3
Concrete products.	13	3		297.340	298.486	299.990	302.879	304.996	0.5	1.0	0.7
Concrete block and brick.	13	31		291.985	292.138	292.529	296.095	296.055	0.1	1.2	0.0
Structural concrete block.	13	3111		301.637	301.654	301.835	304.286	304.157	0.1	0.8	0.0
Decorative concrete block.	13	3121		263.669	263.669	264.100	265.456	264.197	0.2	0.5	-0.5
Concrete brick.				-	-	-	-	-	-	-	-
Concrete pavers.	13	3141		243.749	244.444	245.295	250.811	250.811	0.3	2.2	0.0
Concrete pipe.				-	-	-	-	-	-	-	-
Concrete pipe.				-	-	-	-	-	-	-	-
Ready-mix concrete.	13	33		301.867	301.740	301.887	305.206	307.816	0.0	1.1	0.9
Ready-mix concrete.	13	3301		301.867	301.740	301.887	305.206	307.816	0.0	1.1	0.9
Precast concrete products.	13	34		-	-	-	-	-	-	-	-
Precast concrete products.	13	3401		-	-	-	-	-	-	-	-
Prestressed concrete products.				-	-	-	-	-	-	-	-
Prestressed concrete products.				-	-	-	-	-	-	-	-
Clay construction products ex. refractories.	13	4		-	-	-	-	-	-	-	-
Brick and structural clay tile.	13	42	12/84	-	-	-	-	-	-	-	-
Building or common brick.	13	4201	12/84	-	-	-	-	-	-	-	-
Glazed brick and other brick (paving, floor, and sewer).	13	4202	12/84	-	-	-	-	-	-	-	-
Clay floor and wall tile, glazed and unglazed.	13	44		-	-	-	-	-	-	-	-
Clay floor and wall tile, glazed and unglazed (including quarry tile and ceramic mosaic tile).				-	-	-	-	-	-	-	-
Structural clay products, n.e.c.	13	45		-	-	-	-	-	-	-	-
Structural clay products, n.e.c.	13	4501		-	-	-	-	-	-	-	-
Refractories.	13	5		-	-	-	-	-	-	-	-
Clay refractories.	13	52		-	-	-	-	-	-	-	-
Clay refractories.	13	5201		-	-	-	-	-	-	-	-
Nonclay refractories.	13	53		-	-	-	-	-	-	-	-
Nonclay refractories (excluding dead-burned magnesia).	13	5301		-	-	-	-	-	-	-	-
Asphalt felts and coatings.	13	6		-	-	-	-	-	-	-	-
Prepared asphalt and tar roofing and siding products.	13	61		-	-	-	-	-	-	-	-
Prepared asphalt and tar roofing and siding products.	13	6101		-	-	-	-	-	-	-	-
Roofing asphalts, pitches, coatings, and cement.	13	62		237.242	237.716	237.547	237.819	237.963	-0.1	0.1	0.1
Roofing asphalts, pitches, coatings, and cement.	13	6201		237.242	237.716	237.547	237.819	237.963	-0.1	0.1	0.1
Gypsum products.	13	7		392.721	393.817	401.304	400.505	398.494	1.9	-0.2	-0.5
Gypsum products.	13	71		392.721	393.817	401.304	400.505	398.494	1.9	-0.2	-0.5
Gypsum products.	13	7101		392.721	393.817	401.304	400.505	398.494	1.9	-0.2	-0.5
Glass containers.	13	8		224.182	224.407	225.102	228.341	228.563	0.3	1.4	0.1
Glass containers.	13	81		224.182	224.407	225.102	228.341	228.563	0.3	1.4	0.1
Glass containers (including value of packaging).	13	8101		224.182	224.407	225.102	228.341	228.563	0.3	1.4	0.1
Other nonmetallic minerals.	13	9		268.897	269.147	270.233	271.264	274.315	0.4	0.4	1.1
Insulation materials.	13	92		-	-	-	-	-	-	-	-
Mineral wool for thermal and acoustical envelope insulation.	13	9201		-	-	-	-	-	-	-	-
Mineral wool for industrial, equipment, and appliance insulation.				-	-	-	-	-	-	-	-
Paving mixtures and blocks.	13	94		324.150	324.908	327.688	329.734	335.265	0.9	0.6	1.7
Paving mixtures and blocks.	13	9401		324.150	324.908	327.688	329.734	335.265	0.9	0.6	1.7
Cut stone and stone products.			12/84	-	-	-	-	-	-	-	-
Cut stone and stone products.			12/84	-	-	-	-	-	-	-	-
Gaskets, packing, and sealing devices.	13	98	12/85	-	-	-	-	-	-	-	-

See footnotes at end of table.

Table 8. Producer price indexes and percentage changes for selected commodity and service groupings and individual items, seasonally adjusted — Continued
 [December 2021, Index base 1982=100, unless otherwise indicated]

Title	Commodity code		Other index base	Seasonally adjusted index ¹					Seasonally adjusted 1-month percent change ¹		
	Group code	Item code		Aug. 2021	Sept. 2021 ^P	Oct. 2021 ^P	Nov. 2021 ^P	Dec. 2021 ^P	Sept. to Oct. ^P	Oct. to Nov. ^P	Nov. to Dec. ^P
Gaskets and gasketing material.....	13	9801	12/85	-	-	-	-	-	-	-	-
Packing and sealing.....	13	9802	12/85	-	-	-	-	-	-	-	-
Nonmetallic minerals and products, n.e.c.....	13	99	06/82	253.560	254.269	256.167	256.832	258.079	0.7	0.3	0.5
Industrial sand.....	13	9901	06/82	-	-	-	-	-	-	-	-
Clay and stone mining and quarrying.....	13	9902	06/84	-	-	-	-	-	-	-	-
All other miscellaneous nonmetallic mineral products.....	13	9903	12/85	203.300	203.400	205.532	205.816	206.193	1.0	0.1	0.2
Motor vehicles and equipment.....	14	1		158.855	159.209	158.814	159.420	159.896	-0.2	0.4	0.3
Motor vehicles.....	14	11		163.393	163.596	161.781	161.928	162.266	-1.1	0.1	0.2
Passenger cars and chassis.....	14	1101		139.930	139.683	138.486	138.927	138.789	-0.9	0.3	-0.1
Motorcycles, including three-wheel motorbikes, motorscooters, mopeds, and parts.....	14	1104		-	-	-	-	-	-	-	-
Trucks, truck tractors, & bus chassis 14,000 lb or less, incl. minivans & suvs.....	14	1105		185.653	186.323	183.212	182.865	183.731	-1.7	-0.2	0.5
Trucks, over 14,000 lbs GVW.....	14	1106		236.825	237.062	237.882	239.250	239.517	0.3	0.6	0.1
Motor vehicles parts.....	14	12		-	-	-	-	-	-	-	-
Motor vehicles parts.....	14		12/03	-	-	-	-	-	-	-	-
Truck and bus bodies.....	14	13	12/82	-	-	-	-	-	-	-	-
Truck and bus bodies sold separately.....	14	1301	12/82	-	-	-	-	-	-	-	-
Complete vehicles on purchased chassis.....	14		12/82	-	-	-	-	-	-	-	-
Truck trailers.....	14	14		-	-	-	-	-	-	-	-
Truck trailers.....	14	1406	12/86	-	-	-	-	-	-	-	-
Motor homes, built on purchased chassis.....	14	15	06/84	-	-	-	-	-	-	-	-
Motor homes, built on purchased chassis.....	14	1501	06/84	-	-	-	-	-	-	-	-
Travel trailers and campers.....	14	16	06/84	-	-	-	-	-	-	-	-
Travel trailers.....	14	1601	06/84	-	-	-	-	-	-	-	-
Camping trailers, campers, pick-up covers, and parts.....	14	1602	06/84	-	-	-	-	-	-	-	-
Aircraft and aircraft equipment.....	14	2		284.328	284.625	285.409	285.742	286.606	0.3	0.1	0.3
Aircraft.....	14	21		314.633	315.000	315.583	316.217	317.059	0.2	0.2	0.3
Civilian aircraft.....	14	2102	12/85	298.493	299.018	299.853	300.760	301.965	0.3	0.3	0.4
Military aircraft.....	14		06/13	-	-	-	-	-	-	-	-
Aircraft engine and engine parts.....	14	23	12/85	235.812	235.720	235.718	235.758	237.474	0.0	0.0	0.7
Aircraft engine and engine parts.....	14	2301	12/85	235.812	235.720	235.718	235.758	237.474	0.0	0.0	0.7
Other aircraft parts and equipment.....	14	25	06/85	193.739	194.140	195.608	195.608	195.608	0.8	0.0	0.0
Other aircraft parts and equipment.....	14	2501	06/85	193.739	194.140	195.608	195.608	195.608	0.8	0.0	0.0
Ships and boats.....	14	3		279.014	281.661	282.921	284.040	286.331	0.4	0.4	0.8
Ships.....	14	31	12/85	-	-	-	-	-	-	-	-
Military self-propelled ships, new construction.....	14		06/96	-	-	-	-	-	-	-	-
Nonmilitary self-propelled ships, new construction.....	14		06/96	-	-	-	-	-	-	-	-
Boats.....	14	32		305.095	306.516	308.863	310.518	311.139	0.8	0.5	0.2
Outboard motorboats, including commercial and military (except sailboats and lifeboats).....	14	3201		341.100	342.548	345.000	348.247	348.594	0.7	0.9	0.1
Inboard motorboats, including commercial and military (except sailboats and lifeboats).....	14	3202		307.618	308.703	316.019	316.651	317.285	2.4	0.2	0.2
Inboard-outdrive boats, including commercial and military (except sailboats and lifeboats).....	14	3203		-	-	-	-	-	-	-	-
All other boats (excluding military and commercial).....	14			-	-	-	-	-	-	-	-
Railroad equipment.....	14	4		-	-	-	-	-	-	-	-
Railroad cars and car parts.....	14			-	-	-	-	-	-	-	-
Railway maintenance of way equipment & parts, railcar parts, & other railway vehicles.....	14			-	-	-	-	-	-	-	-
Railroad cars.....	14	4204	12/01	-	-	-	-	-	-	-	-
Transportation equipment, n.e.c.....	14		06/85	-	-	-	-	-	-	-	-
Transportation equipment, n.e.c.....	14		06/85	-	-	-	-	-	-	-	-
Other transportation equipment, incl. golf carts, vehicle trailers, and all-terrain vehicles.....	14		06/85	-	-	-	-	-	-	-	-
Toys, sporting goods, small arms, etc.....	15	1		180.922	181.484	181.866	183.364	184.695	0.2	0.8	0.7
Toys, games, and children's vehicles.....	15	11		-	-	-	-	-	-	-	-
Toys, games, and children's vehicles.....	15	1101		-	-	-	-	-	-	-	-
Sporting and athletic goods.....	15	12		163.027	163.648	164.139	166.390	168.197	0.3	1.4	1.1
Sporting and athletic goods.....	15	1201		163.027	163.648	164.139	166.390	168.197	0.3	1.4	1.1
Small arms and ammunition.....	15	13		-	-	-	-	-	-	-	-
Small arms.....	15	1301		-	-	-	-	-	-	-	-
Small arms ammunition.....	15	1302		-	-	-	-	-	-	-	-
Other small arms ammunition products.....	15	1303	06/85	-	-	-	-	-	-	-	-
Tobacco products, incl. stemmed & redried.....	15	2		-	-	-	-	-	-	-	-
Cigarettes, excluding electronic.....	15	21		-	-	-	-	-	-	-	-
Cigarettes, excluding electronic.....	15	2101		-	-	-	-	-	-	-	-
Stemmed and redried tobacco.....	15	24	06/84	-	-	-	-	-	-	-	-

See footnotes at end of table.

Table 8. Producer price indexes and percentage changes for selected commodity and service groupings and individual items, seasonally adjusted — Continued
 [December 2021, Index base 1982=100, unless otherwise indicated]

Title	Commodity code		Other index base	Seasonally adjusted index ¹					Seasonally adjusted 1-month percent change ¹		
	Group code	Item code		Aug. 2021	Sept. 2021 ^P	Oct. 2021 ^P	Nov. 2021 ^P	Dec. 2021 ^P	Sept. to Oct. ^P	Oct. to Nov. ^P	Nov. to Dec. ^P
Stemmed and redried tobacco.....			06/84	-	-	-	-	-	-	-	-
Other tobacco products.....	15	25	12/05	-	-	-	-	-	-	-	-
Other tobacco products.....	15	2501	12/05	-	-	-	-	-	-	-	-
Notions.....	15	3		-	-	-	-	-	-	-	-
Fasteners, zippers, buttons, needles, pins, and buckles.....	15	32		-	-	-	-	-	-	-	-
Fasteners, zippers, buttons, needles, pins, and buckles.....				-	-	-	-	-	-	-	-
Photographic equipment and supplies.....	15	4		-	-	-	-	-	-	-	-
Photographic and photocopying equipment.....	15	41		-	-	-	-	-	-	-	-
Photographic and photocopying equipment.....			12/83	-	-	-	-	-	-	-	-
Photographic supplies.....	15	42		-	-	-	-	-	-	-	-
Photographic supplies.....			12/83	-	-	-	-	-	-	-	-
Mobile homes.....	15	5		-	-	-	-	-	-	-	-
Manufactured homes (mobile homes), all sizes (incl. multisection).....	15	53		-	-	-	-	-	-	-	-
Manufactured mobile homes and nonresidential mobile buildings.....	15	5303	12/86	-	-	-	-	-	-	-	-
Medical, surgical & personal aid devices.....	15	6		188.451	187.562	187.977	188.079	188.231	0.2	0.1	0.1
Surgical and medical instruments.....	15	62	06/82	142.890	142.804	143.005	143.180	143.636	0.1	0.1	0.3
Surgical and medical instruments.....	15	6201	06/82	142.890	142.804	143.005	143.180	143.636	0.1	0.1	0.3
Medical and surgical appliances and supplies.....	15	63	06/83	-	-	-	-	-	-	-	-
Medical and surgical appliances and supplies.....	15	6301	06/83	-	-	-	-	-	-	-	-
Ophthalmic goods.....	15	64	12/83	-	-	-	-	-	-	-	-
Ophthalmic goods.....	15	6401	12/83	-	-	-	-	-	-	-	-
Dental equipment and supplies.....	15	65	06/85	412.436	385.749	388.374	390.336	384.893	0.7	0.5	-1.4
Dental equipment and supplies.....	15	6501	06/85	412.436	385.749	388.374	390.336	384.893	0.7	0.5	-1.4
Other industrial safety equipment.....	15	7		-	-	-	-	-	-	-	-
Personal safety equipment and clothing.....	15	71		-	-	-	-	-	-	-	-
Personal safety equipment and clothing.....			06/04	-	-	-	-	-	-	-	-
Other miscellaneous products.....	15	9		-	-	-	-	-	-	-	-
Burial caskets.....	15	91		435.282	436.543	445.754	442.205	459.662	2.1	-0.8	3.9
Burial caskets.....	15	9101		435.282	436.543	445.754	442.205	459.662	2.1	-0.8	3.9
Musical instruments.....	15	93		-	-	-	-	-	-	-	-
Musical instruments.....	15	9301		-	-	-	-	-	-	-	-
Jewelry and jewelry products.....				-	-	-	-	-	-	-	-
Jewelry (gold and platinum) and silverware.....				-	-	-	-	-	-	-	-
Costume jewelry and novelties.....				-	-	-	-	-	-	-	-
All other jewelry and personal goods (excluding costume).....			06/07	-	-	-	-	-	-	-	-
Jewelers' material and lapidary work.....			12/08	-	-	-	-	-	-	-	-
Pens, pencils, and marking devices.....	15	95		198.113	198.113	201.558	201.760	204.812	1.7	0.1	1.5
Pens, markers, mechanical pencils, and associated parts.....	15	9502	12/85	-	-	-	-	-	-	-	-
Lead pencils, art goods, office supplies and small office equipment, excluding paper.....	15	9503	12/85	181.853	182.035	182.218	182.401	188.144	0.1	0.1	3.1
Marking devices.....			12/85	-	-	-	-	-	-	-	-
Watches, clocks, watchcases, and parts.....	15	96		156.765	156.922	156.922	157.079	157.237	0.0	0.1	0.1
Watches, clocks, watchcases, and parts.....	15	9603	06/01	128.690	128.819	128.819	128.819	128.948	0.0	0.0	0.1
Brooms and brushes.....	15	97		-	-	-	-	-	-	-	-
Brooms, brushes and mops.....	15	9705	12/85	-	-	-	-	-	-	-	-
Miscellaneous products, n.e.c.....	15	9A	12/85	-	-	-	-	-	-	-	-
Candles.....			12/85	-	-	-	-	-	-	-	-
Signs and advertising displays.....			12/85	-	-	-	-	-	-	-	-
All other miscellaneous fabricated products and recyclable materials.....			12/85	-	-	-	-	-	-	-	-
Reproduction of audio and video media and software.....			12/03	-	-	-	-	-	-	-	-
Reproduction of audio and video media and software.....			12/03	-	-	-	-	-	-	-	-
Services²											
Transportation of freight and mail.....	30	1	06/09	147.147	149.458	151.967	154.568	155.301	1.7	1.7	0.5
Rail transportation of freight and mail.....	30	11	12/08	-	-	-	-	-	-	-	-
Rail transportation of freight and mail.....	30	1101	12/08	-	-	-	-	-	-	-	-
Truck transportation of freight.....	30	12	06/09	-	-	-	-	-	-	-	-
Local motor carrying.....	30	1201	06/09	-	-	-	-	-	-	-	-
Long-distance motor carrying.....	30	1202	06/09	-	-	-	-	-	-	-	-
Water transportation of freight.....			06/09	-	-	-	-	-	-	-	-
Deep sea water transportation of freight.....			12/08	-	-	-	-	-	-	-	-
Coastal and intercoastal water transportation of freight.....			12/08	-	-	-	-	-	-	-	-
Great Lakes-St Lawrence Seaway water transportation of freight.....	30	1303	12/08	-	-	-	-	-	-	-	-
Inland waterways transportation of freight.....			12/08	-	-	-	-	-	-	-	-
Air transportation of freight.....			12/08	-	-	-	-	-	-	-	-
Air transportation of freight.....			12/08	-	-	-	-	-	-	-	-
Pipeline transportation (partial).....	30	15	06/09	173.248	173.248	173.821	174.341	174.864	0.3	0.3	0.3

See footnotes at end of table.

Table 8. Producer price indexes and percentage changes for selected commodity and service groupings and individual items, seasonally adjusted — Continued
 [December 2021, Index base 1982=100, unless otherwise indicated]

Title	Commodity code		Other index base	Seasonally adjusted index ¹					Seasonally adjusted 1-month percent change ¹		
	Group code	Item code		Aug. 2021	Sept. 2021 ^P	Oct. 2021 ^P	Nov. 2021 ^P	Dec. 2021 ^P	Sept. to Oct. ^P	Oct. to Nov. ^P	Nov. to Dec. ^P
Pipeline transportation of petroleum products.....	30	1501	12/08	168.279	168.279	168.835	169.340	169.848	0.3	0.3	0.3
Courier, messenger, and U.S. postal services.....	30	16	06/09	158.314	162.474	164.477	165.677	165.911	1.2	0.7	0.1
U.S. Postal Service.....	30	1601	06/89	242.194	255.851	259.232	259.492	260.278	1.3	0.1	0.3
Courier and messenger services, except air.....	30	1602	04/09	178.518	179.388	181.111	182.940	183.566	1.0	1.0	0.3
Air mail and package delivery services, excluding by USPS.....	30	1603	04/09	199.142	199.515	202.798	206.278	204.739	1.6	1.7	-0.7
Transportation of passengers (partial).....	30	2	06/09	124.802	114.374	111.959	116.888	123.004	-2.1	4.4	5.2
Rail transportation of passengers.....	30	21	12/08	130.421	131.665	130.483	130.223	130.223	-0.9	-0.2	0.0
Rail transportation of passengers.....	30	2101	12/08	130.421	131.665	130.483	130.223	130.223	-0.9	-0.2	0.0
Airline passenger services.....	30	22	12/08	114.880	105.105	102.863	107.478	113.200	-2.1	4.5	5.3
Airline passenger services.....	30	2201	12/08	114.880	105.105	102.863	107.478	113.200	-2.1	4.5	5.3
Services related to water transportation.....	31	1	06/09	129.587	129.094	129.779	129.627	130.619	0.5	-0.1	0.8
Towing, tugging, docking, and related services.....	31	11	03/09	126.495	125.558	125.412	125.915	126.540	-0.1	0.4	0.5
Towing, tugging, docking and related services.....	31	1101	03/09	126.495	125.558	125.412	125.915	126.540	-0.1	0.4	0.5
Operation of port waterfront terminals.....			12/08	-	-	-	-	-	-	-	-
Operation of port waterfront terminals.....			12/08	-	-	-	-	-	-	-	-
Marine cargo handling.....			12/08	-	-	-	-	-	-	-	-
Marine cargo handling.....			12/08	-	-	-	-	-	-	-	-
Services related to air transportation.....	31	2	04/09	133.666	133.485	130.254	129.934	130.322	-2.4	-0.2	0.3
Other airport operations, excluding aircraft maintenance and repair.....	31	21	04/09	133.666	133.485	130.254	129.934	130.322	-2.4	-0.2	0.3
Other airport operations, excluding aircraft maintenance and repair.....	31	2101	04/09	133.666	133.485	130.254	129.934	130.322	-2.4	-0.2	0.3
Other services related to transportation activities (partial).....			06/09	-	-	-	-	-	-	-	-
Arrangement of freight and cargo.....			12/08	-	-	-	-	-	-	-	-
Arrangement of freight and cargo.....			12/08	-	-	-	-	-	-	-	-
Freight forwarding.....			12/08	-	-	-	-	-	-	-	-
Freight forwarding.....			12/08	-	-	-	-	-	-	-	-
Warehousing, storage, and related services.....			12/08	-	-	-	-	-	-	-	-
Warehousing, storage, and related services.....			12/08	-	-	-	-	-	-	-	-
Warehousing, storage, and related services.....			12/08	-	-	-	-	-	-	-	-
Book, periodical, and newspaper publishing sales and subscriptions.....	33	1	06/09	138.979	139.896	139.623	140.359	141.851	-0.2	0.5	1.1
Sales of books.....	33	11		-	-	-	-	-	-	-	-
Sales of textbooks.....	33	1101		-	-	-	-	-	-	-	-
Sales of technical, scientific, and professional books.....	33	1102		649.591	654.816	656.820	671.058	686.327	0.3	2.2	2.3
Sales of religious books.....				-	-	-	-	-	-	-	-
Sales of general adult and juvenile books.....				-	-	-	-	-	-	-	-
Sales of general reference books.....				-	-	-	-	-	-	-	-
Sales of digital books.....			09/15	-	-	-	-	-	-	-	-
Sales and subscriptions of periodicals and newspapers.....	33	12	06/09	143.684	144.774	144.722	145.552	146.855	0.0	0.6	0.9
Sales and subscriptions of periodicals.....			06/07	-	-	-	-	-	-	-	-
Newspaper subscription and single copy sales.....	33	1202		523.335	530.938	530.576	536.362	545.452	-0.1	1.1	1.7
Directory, mailing list, and related compilations publishing sales.....			12/08	-	-	-	-	-	-	-	-
Directory, mailing list, and related compilations publishing sales.....			12/08	-	-	-	-	-	-	-	-
Directory, mailing list, and related compilations publishing sales.....			12/08	-	-	-	-	-	-	-	-
Greeting card publishing sales.....			12/85	-	-	-	-	-	-	-	-
Greeting card publishing sales.....			12/85	-	-	-	-	-	-	-	-
Greeting card publishing sales.....			12/85	-	-	-	-	-	-	-	-
Calendars, yearbooks, and other miscellaneous publishing sales.....			12/89	-	-	-	-	-	-	-	-
Calendars, yearbooks, and other miscellaneous publishing sales.....			12/89	-	-	-	-	-	-	-	-
Calendars, yearbooks, and other miscellaneous publishing sales.....			12/89	-	-	-	-	-	-	-	-
Internet publishing and broadcasting subscription, content access, and licensing sales.....			12/09	-	-	-	-	-	-	-	-
Internet publishing and broadcasting subscription, content access, and licensing sales.....			12/09	-	-	-	-	-	-	-	-
Internet publishing and broadcasting subscription, content access, and licensing sales.....			12/09	-	-	-	-	-	-	-	-
Application software publishing.....			06/09	-	-	-	-	-	-	-	-
Application software publishing.....			06/09	-	-	-	-	-	-	-	-
Desktop and portable device application software publishing.....			12/08	-	-	-	-	-	-	-	-
Application software publishing, cross-industry, vertical market, utilities, and other.....			12/08	-	-	-	-	-	-	-	-
Application software publishing, game software.....	34	2104	12/13	71.988	74.823	67.527	67.867	66.712	-9.8	0.5	-1.7
Affiliate agreements, programming sales, and retransmission fees for cable and broadcast tv.....	35	1	06/09	153.814	153.124	153.434	153.279	153.746	0.2	-0.1	0.3
Affiliate agreements, programming sales, and retransmission fees for cable and broadcast tv.....	35	11	06/09	153.814	153.124	153.434	153.279	153.746	0.2	-0.1	0.3
Affiliate agreements, programming sales, and retransmission fees for cable and broadcast tv.....	35	1101	12/08	156.667	155.965	156.281	156.123	156.439	0.2	-0.1	0.2

See footnotes at end of table.

Table 8. Producer price indexes and percentage changes for selected commodity and service groupings and individual items, seasonally adjusted — Continued
 [December 2021, Index base 1982=100, unless otherwise indicated]

Title	Commodity code		Other index base	Seasonally adjusted index ¹					Seasonally adjusted 1-month percent change ¹		
	Group code	Item code		Aug. 2021	Sept. 2021 ^P	Oct. 2021 ^P	Nov. 2021 ^P	Dec. 2021 ^P	Sept. to Oct. ^P	Oct. to Nov. ^P	Nov. to Dec. ^P
Affiliate agreements, programming sales, and retransmission fees for radio.			06/09	-	-	-	-	-	-	-	-
Affiliate agreements, programming sales, and retransmission fees for radio.			06/09	-	-	-	-	-	-	-	-
Affiliate agreements, programming sales, and retransmission fees for radio.			12/08	-	-	-	-	-	-	-	-
Advertising space sales in periodicals, newspapers, directories, and mailing lists.	36	1	06/09	-	-	-	-	-	-	-	-
Advertising space sales in periodicals and newspapers.	36	11	06/09	-	-	-	-	-	-	-	-
Advertising space sales in periodicals.	36	1101	12/08	436.196	437.681	436.776	442.200	443.532	-0.2	1.2	0.3
Advertising space sales in newspapers.	36	1102	12/08	-	-	-	-	-	-	-	-
Advertising space sales in directories and mailing lists.	36	12	12/08	-	-	-	-	-	-	-	-
Advertising space sales in directories and mailing lists.	36	1201	12/08	-	-	-	-	-	-	-	-
Television advertising time sales.	36	2	06/09	95.441	98.290	96.348	101.255	105.866	-2.0	5.1	4.6
Television advertising time sales.	36	21	06/09	95.441	98.290	96.348	101.255	105.866	-2.0	5.1	4.6
Broadcast and network television advertising time sales.	36	2101	12/08	86.676	88.819	83.566	85.924	91.941	-5.9	2.8	7.0
Cable network advertising time sales.	36	2102	12/08	91.290	95.243	99.247	108.411	110.306	4.2	9.2	1.7
Local cable system advertising time sales.	36		12/08	-	-	-	-	-	-	-	-
Radio advertising time sales.	36	3	03/09	99.725	102.022	98.156	107.501	104.413	-3.8	9.5	-2.9
Radio advertising time sales.	36	31	03/09	99.725	102.022	98.156	107.501	104.413	-3.8	9.5	-2.9
Radio advertising time sales.	36	3101	03/09	99.725	102.022	98.156	107.501	104.413	-3.8	9.5	-2.9
Internet advertising sales, excluding Internet advertising sold by print publishers.			12/09	-	-	-	-	-	-	-	-
Internet advertising sales, excluding Internet advertising sold by print publishers.			12/09	-	-	-	-	-	-	-	-
Internet advertising sales, excluding Internet advertising sold by print publishers.			12/09	-	-	-	-	-	-	-	-
Wired telephone services.	37	1	06/09	-	-	-	-	-	-	-	-
Residential wired telephone services.	37	11	06/09	145.681	145.681	145.243	145.680	145.534	-0.3	0.3	-0.1
Local residential wired telephone service.	37	1101	12/08	149.491	149.491	149.491	149.341	149.341	0.0	-0.1	0.0
Long distance residential wired telephone service.	37	1102	03/09	139.700	140.266	137.205	139.418	139.700	-2.2	1.6	0.2
All-distance residential wired telephone service.	37	1103	12/11	140.368	140.509	140.227	139.944	139.664	-0.2	-0.2	-0.2
Business wired telephone services.	37		06/09	-	-	-	-	-	-	-	-
Local business wired telephone service.	37		12/08	-	-	-	-	-	-	-	-
Long distance business wired telephone service.	37	1202	04/09	97.220	97.349	97.212	96.529	96.052	-0.1	-0.7	-0.5
Private line wired telephone service.	37	1204	12/11	92.578	92.578	92.578	92.578	92.578	0.0	0.0	0.0
Other wired telephone services.	37		12/08	-	-	-	-	-	-	-	-
Other wired telephone services.	37		12/08	-	-	-	-	-	-	-	-
Wireless telecommunication services.	37	2	06/09	64.589	64.588	64.650	64.975	64.842	0.1	0.5	-0.2
Cellular phone and other wireless telecommunication services.	37	21	03/09	63.099	63.161	63.159	63.477	63.410	0.0	0.5	-0.1
Cellular phone and other wireless telecommunication services.	37	2101	03/09	63.099	63.161	63.159	63.477	63.410	0.0	0.5	-0.1
Cable and satellite subscriber services.	37	3	12/08	142.316	143.030	143.461	143.896	144.187	0.3	0.3	0.2
Cable and satellite subscriber services.	37	31	12/08	142.316	143.030	143.461	143.896	144.187	0.3	0.3	0.2
Cable and satellite subscriber services.	37	3101	12/08	142.316	143.030	143.461	143.896	144.187	0.3	0.3	0.2
Internet access services.	37		03/09	-	-	-	-	-	-	-	-
Internet access services.	37		03/09	-	-	-	-	-	-	-	-
Residential Internet access services.	37		12/11	-	-	-	-	-	-	-	-
Business Internet access services.	37	4103	12/11	98.117	98.215	98.314	98.412	98.511	0.1	0.1	0.1
Bundled wired telecommunications access services.	37		12/11	-	-	-	-	-	-	-	-
Bundled wired telecommunications access services.	37		12/11	-	-	-	-	-	-	-	-
Bundled wired telecommunications access services.	37		12/11	-	-	-	-	-	-	-	-
Data processing and related services.	37		06/09	-	-	-	-	-	-	-	-
Data processing and related services.	37		06/09	-	-	-	-	-	-	-	-
Hosting, ASP and other IT infrastructure provisioning services.	37		12/08	-	-	-	-	-	-	-	-
Business process management services.	37		12/08	-	-	-	-	-	-	-	-
Data management, information transformation and other services.	37		12/08	-	-	-	-	-	-	-	-
Loan services (partial).	39	1	06/09	132.201	135.277	134.868	136.205	139.199	-0.3	1.0	2.2
Business loans (partial).	39	11	04/09	191.274	200.437	202.180	202.933	209.791	0.9	0.4	3.4
Business loans (partial).	39	1101	04/09	191.274	200.437	202.180	202.933	209.791	0.9	0.4	3.4
Consumer loans (partial).	39	12	06/09	115.433	115.454	114.049	116.070	117.690	-1.2	1.8	1.4
Residential real estate loans (partial).	39		04/09	-	-	-	-	-	-	-	-
Vehicle loans (partial).	39	1202	04/09	59.300	62.714	62.485	63.246	62.188	-0.4	1.2	-1.7
Credit cards, overdraft credit, and related plans (partial).	39	1203	04/09	150.673	154.248	152.874	151.887	154.031	-0.9	-0.6	1.4
Other loans and loan services (partial).	39		04/09	-	-	-	-	-	-	-	-
Other loans and loan services (partial).	39		04/09	-	-	-	-	-	-	-	-
Deposit services (partial).	39		04/09	-	-	-	-	-	-	-	-
Deposit services (partial).	39		04/09	-	-	-	-	-	-	-	-

See footnotes at end of table.

Table 8. Producer price indexes and percentage changes for selected commodity and service groupings and individual items, seasonally adjusted — Continued
 [December 2021, Index base 1982=100, unless otherwise indicated]

Title	Commodity code		Other index base	Seasonally adjusted index ¹					Seasonally adjusted 1-month percent change ¹		
	Group code	Item code		Aug. 2021	Sept. 2021 ^P	Oct. 2021 ^P	Nov. 2021 ^P	Dec. 2021 ^P	Sept. to Oct. ^P	Oct. to Nov. ^P	Nov. to Dec. ^P
Deposit services (partial).....			04/09	-	-	-	-	-	-	-	-
Other credit intermediation services, including trust services (partial).....			04/09	-	-	-	-	-	-	-	-
Other credit intermediation services, including trust services (partial).....			04/09	-	-	-	-	-	-	-	-
Other credit intermediation services, including trust services (partial).....			04/09	-	-	-	-	-	-	-	-
Securities brokerage, dealing, investment advice, and related services.....			06/09	-	-	-	-	-	-	-	-
Securities brokerage, dealing, investment advice, and related services.....			06/09	-	-	-	-	-	-	-	-
Securities brokerage, dealing, and investment advice.....			12/08	-	-	-	-	-	-	-	-
Securities brokerage and dealing related services (partial).....			12/08	-	-	-	-	-	-	-	-
Portfolio management.....			12/08	-	-	-	-	-	-	-	-
Portfolio management.....			12/08	-	-	-	-	-	-	-	-
Portfolio management.....			12/08	-	-	-	-	-	-	-	-
Investment banking.....			12/08	-	-	-	-	-	-	-	-
Investment banking.....			12/08	-	-	-	-	-	-	-	-
Investment banking.....			12/08	-	-	-	-	-	-	-	-
Insurance.....	41	1	06/09	126.078	126.276	126.200	126.317	126.557	-0.1	0.1	0.2
Insurance.....	41	11	06/09	126.078	126.276	126.200	126.317	126.557	-0.1	0.1	0.2
Life insurance.....	41	1101	03/09	-	-	-	-	-	-	-	-
Disability insurance, including accidental death.....	41	1102	03/09	-	-	-	-	-	-	-	-
Health and medical insurance.....	41	1103	03/09	141.337	141.736	141.859	142.287	142.574	0.1	0.3	0.2
Property and casualty insurance.....	41	1104	03/09	-	-	-	-	-	-	-	-
Annuities.....			03/09	-	-	-	-	-	-	-	-
Annuities.....			03/09	-	-	-	-	-	-	-	-
Annuities.....			03/09	-	-	-	-	-	-	-	-
Commissions from sales of insurance.....	42	1	06/09	-	-	-	-	-	-	-	-
Commissions from sales of insurance.....	42	11	06/09	-	-	-	-	-	-	-	-
Commissions from sales of life insurance and annuities.....	42	1101	06/09	104.368	104.472	104.472	104.485	104.381	0.0	0.0	-0.1
Commissions from sales of health and medical insurance.....			06/09	-	-	-	-	-	-	-	-
Commissions from sales of property and casualty insurance.....	42	1103	06/09	-	-	-	-	-	-	-	-
Commissions from sales of other insurance.....			06/09	-	-	-	-	-	-	-	-
Nonresidential real estate services.....			06/09	-	-	-	-	-	-	-	-
Nonresidential real estate rents.....	43	11	06/09	-	-	-	-	-	-	-	-
Office buildings, gross rents.....			12/08	-	-	-	-	-	-	-	-
Retail properties, gross rents.....			04/09	-	-	-	-	-	-	-	-
Industrial buildings, gross rents.....			04/09	-	-	-	-	-	-	-	-
Self-service storage and miniwarehouses, gross rents.....	43	1104	12/08	142.623	144.585	146.971	146.712	148.518	1.7	-0.2	1.2
Other nonresidential buildings, gross rents.....			12/08	-	-	-	-	-	-	-	-
Nonresidential property sales and leases including land, brokerage fees and commissions.....			12/08	-	-	-	-	-	-	-	-
Nonresidential property sales and leases including land, brokerage fees and commissions.....			12/08	-	-	-	-	-	-	-	-
Nonresidential property management fees.....			12/08	-	-	-	-	-	-	-	-
Nonresidential property management fees.....			12/08	-	-	-	-	-	-	-	-
Residential real estate services (partial).....	43	2	06/09	159.670	160.817	160.861	161.108	161.831	0.0	0.2	0.4
Residential property sales and rental, brokerage fees and commissions.....	43	21	12/08	175.174	176.729	176.873	177.098	177.409	0.1	0.1	0.2
Residential property sales and rental, brokerage fees and commissions.....	43	2101	12/08	175.174	176.729	176.873	177.098	177.409	0.1	0.1	0.2
Residential property management fees.....			12/08	-	-	-	-	-	-	-	-
Residential property management fees.....			12/08	-	-	-	-	-	-	-	-
Real estate appraisal fees.....			12/08	-	-	-	-	-	-	-	-
Real estate appraisal fees.....			12/08	-	-	-	-	-	-	-	-
Real estate appraisal fees.....			12/08	-	-	-	-	-	-	-	-
Passenger car rental.....	44	1	03/09	110.006	104.830	109.900	110.692	108.102	4.8	0.7	-2.3
Passenger car rental.....	44	11	03/09	110.006	104.830	109.900	110.692	108.102	4.8	0.7	-2.3
Passenger car rental.....	44	1101	03/09	110.006	104.830	109.900	110.692	108.102	4.8	0.7	-2.3
Truck, trailer, and RV rental and leasing.....			06/09	-	-	-	-	-	-	-	-
Truck, trailer, and RV rental and leasing.....			06/09	-	-	-	-	-	-	-	-
Truck, truck trailer and RV rental.....			12/08	-	-	-	-	-	-	-	-
Truck, truck trailer and RV leasing.....			12/08	-	-	-	-	-	-	-	-
Construction, mining, and forestry machinery and equipment rental and leasing.....			03/09	-	-	-	-	-	-	-	-
Construction, mining, and forestry machinery and equipment rental and leasing.....			03/09	-	-	-	-	-	-	-	-
Construction, mining, and forestry machinery and equipment rental and leasing.....			03/09	-	-	-	-	-	-	-	-
Legal services.....	45	1	03/09	146.841	147.467	148.257	148.703	149.432	0.5	0.3	0.5
Legal services.....	45	11	03/09	146.841	147.467	148.257	148.703	149.432	0.5	0.3	0.5

See footnotes at end of table.

Table 8. Producer price indexes and percentage changes for selected commodity and service groupings and individual items, seasonally adjusted — Continued
 [December 2021, Index base 1982=100, unless otherwise indicated]

Title	Commodity code		Other index base	Seasonally adjusted index ¹					Seasonally adjusted 1-month percent change ¹		
	Group code	Item code		Aug. 2021	Sept. 2021 ^P	Oct. 2021 ^P	Nov. 2021 ^P	Dec. 2021 ^P	Sept. to Oct. ^P	Oct. to Nov. ^P	Nov. to Dec. ^P
Legal services.....	45	1101	03/09	146.841	147.467	148.257	148.703	149.432	0.5	0.3	0.5
Accounting services (partial).....	45	2	06/09	114.999	115.602	114.997	114.915	114.874	-0.5	-0.1	0.0
Accounting services, excluding payroll.....	45	21	06/09	114.999	115.602	114.997	114.915	114.874	-0.5	-0.1	0.0
Financial auditing.....	45	2101	12/08	105.163	104.858	103.406	104.057	103.629	-1.4	0.6	-0.4
Tax preparation and planning.....	45	2102	04/09	115.968	117.031	117.318	116.528	116.683	0.2	-0.7	0.1
Bookkeeping and compilation.....			12/08	-	-	-	-	-	-	-	-
Other accounting services, including billing and review.....			12/08	-	-	-	-	-	-	-	-
Architectural and engineering services.....	45	3	06/09	-	-	-	-	-	-	-	-
Architectural services.....			03/09	-	-	-	-	-	-	-	-
Architectural services.....			03/09	-	-	-	-	-	-	-	-
Engineering services.....	45	32	03/09	-	-	-	-	-	-	-	-
Engineering services.....	45	3201	03/09	-	-	-	-	-	-	-	-
Management, scientific, and technical consulting services.....	45	4	06/09	112.785	112.721	113.927	113.706	113.834	1.1	-0.2	0.1
Management consulting services.....	45	41	06/09	112.785	112.721	113.927	113.706	113.834	1.1	-0.2	0.1
Administrative and general management consulting services.....	45	4101	12/08	134.562	134.714	135.563	135.939	136.423	0.6	0.3	0.4
Human resources consulting services.....			12/08	-	-	-	-	-	-	-	-
Marketing consulting services.....			12/08	-	-	-	-	-	-	-	-
Process, physical distribution, and logistics consulting services.....			12/08	-	-	-	-	-	-	-	-
Other management consulting services.....			12/08	-	-	-	-	-	-	-	-
Advertising and related services (partial).....			12/08	-	-	-	-	-	-	-	-
Advertising agency services.....			12/08	-	-	-	-	-	-	-	-
Advertising agency services.....			12/08	-	-	-	-	-	-	-	-
Information technology (IT) technical support and consulting services (partial).....	45	6	12/08	-	-	-	-	-	-	-	-
Information technology (IT) technical support and consulting services (partial).....	45	61	12/08	-	-	-	-	-	-	-	-
Information technology (IT) technical support and consulting services (partial).....	45	6101	12/08	-	-	-	-	-	-	-	-
Permanent placement services.....			03/09	-	-	-	-	-	-	-	-
Permanent placement services.....			03/09	-	-	-	-	-	-	-	-
Employment placement services.....			03/09	-	-	-	-	-	-	-	-
Executive search services.....			12/08	-	-	-	-	-	-	-	-
Executive search services.....			12/08	-	-	-	-	-	-	-	-
Executive search services.....			12/08	-	-	-	-	-	-	-	-
Staffing services.....	46	3	06/09	122.952	123.254	123.506	124.583	125.600	0.2	0.9	0.8
Temporary help services.....			03/09	-	-	-	-	-	-	-	-
Temporary help services.....			03/09	-	-	-	-	-	-	-	-
Co-employment staffing services.....	46	32	12/08	117.485	117.824	117.750	117.750	117.632	-0.1	0.0	-0.1
Co-employment staffing services.....	46	3201	12/08	117.485	117.824	117.750	117.750	117.632	-0.1	0.0	-0.1
Arrangement of flights (partial).....	47	1	06/09	92.145	93.305	92.684	92.772	92.893	-0.7	0.1	0.1
Arrangement of international flights.....	47	11	12/08	105.789	107.630	106.325	106.238	106.528	-1.2	-0.1	0.3
Arrangement of international flights.....	47	1101	12/08	105.789	107.630	106.325	106.238	106.528	-1.2	-0.1	0.3
Arrangement of domestic flights.....			12/08	-	-	-	-	-	-	-	-
Arrangement of domestic flights (partial).....			12/08	-	-	-	-	-	-	-	-
Arrangement of vehicle rentals and lodging.....	47	2	12/08	-	-	-	-	-	-	-	-
Arrangement of vehicle rentals and lodging.....	47	21	12/08	-	-	-	-	-	-	-	-
Arrangement of vehicle rentals and lodging (partial).....	47	2101	12/08	-	-	-	-	-	-	-	-
Arrangement of cruises and tours.....			12/08	-	-	-	-	-	-	-	-
Arrangement of cruises and tours.....			12/08	-	-	-	-	-	-	-	-
Arrangement of cruises and tours.....			12/08	-	-	-	-	-	-	-	-
Other travel arrangements (partial).....			12/08	-	-	-	-	-	-	-	-
Other travel arrangements (partial).....			12/08	-	-	-	-	-	-	-	-
Other travel arrangements (partial).....			12/08	-	-	-	-	-	-	-	-
Security guard services.....			03/09	-	-	-	-	-	-	-	-
Security guard services.....			03/09	-	-	-	-	-	-	-	-
Security guard services.....			03/09	-	-	-	-	-	-	-	-
Janitorial services.....			03/09	-	-	-	-	-	-	-	-
Janitorial services.....			03/09	-	-	-	-	-	-	-	-
Janitorial services.....			03/09	-	-	-	-	-	-	-	-
Waste collection.....	50	1	12/08	140.869	141.366	142.633	143.007	143.716	0.9	0.3	0.5
Solid waste collection.....	50	11	12/08	140.869	141.366	142.633	143.007	143.716	0.9	0.3	0.5
Solid waste collection.....	50	1101	12/08	140.869	141.366	142.633	143.007	143.716	0.9	0.3	0.5
Outpatient care (partial).....	51	1	06/09	123.357	123.553	123.795	123.982	124.197	0.2	0.2	0.2
Outpatient care (partial).....	51	11	06/09	123.357	123.553	123.795	123.982	124.197	0.2	0.2	0.2

See footnotes at end of table.

Table 8. Producer price indexes and percentage changes for selected commodity and service groupings and individual items, seasonally adjusted — Continued
 [December 2021, Index base 1982=100, unless otherwise indicated]

Title	Commodity code		Other index base	Seasonally adjusted index ¹					Seasonally adjusted 1-month percent change ¹		
	Group code	Item code		Aug. 2021	Sept. 2021 ^P	Oct. 2021 ^P	Nov. 2021 ^P	Dec. 2021 ^P	Sept. to Oct. ^P	Oct. to Nov. ^P	Nov. to Dec. ^P
Physician care.....	51	1101	03/09	115.058	115.477	115.564	116.032	116.523	0.1	0.4	0.4
Medical laboratory and diagnostic imaging center care.....			03/09	—	—	—	—	—	—	—	—
Home health and hospice care.....			12/08	—	—	—	—	—	—	—	—
Hospital outpatient care.....	51	1104	12/08	—	—	—	—	—	—	—	—
Dental care.....	51	1105	06/10	123.243	123.524	123.524	123.524	123.648	0.0	0.0	0.1
Inpatient care.....	51	2	06/09	136.218	137.215	136.629	136.841	137.334	-0.4	0.2	0.4
Inpatient care.....	51	21	06/09	136.218	137.215	136.629	136.841	137.334	-0.4	0.2	0.4
Hospital inpatient care.....	51	2101	12/08	138.078	139.388	138.644	138.817	139.378	-0.5	0.1	0.4
Nursing home care.....	51	2102	12/08	134.249	134.327	134.182	134.549	134.764	-0.1	0.3	0.2
Intellectual and developmental disability center care.....	51	2103	12/08	165.266	164.623	164.942	165.271	165.978	0.2	0.2	0.4
Sales of blood and blood products, organs, and tissues.....			03/09	—	—	—	—	—	—	—	—
Sales of blood and blood products, organs, and tissues.....			03/09	—	—	—	—	—	—	—	—
Sales of blood and blood products, organs, and tissues.....			03/09	—	—	—	—	—	—	—	—
Traveler accommodation services.....	53	1	06/09	121.256	119.471	118.569	123.910	126.793	-0.8	4.5	2.3
Traveler accommodation services.....	53	11	06/09	121.256	119.471	118.569	123.910	126.793	-0.8	4.5	2.3
Guestroom or unit rental.....	53	1101	03/09	124.888	122.886	121.902	127.920	131.093	-0.8	4.9	2.5
Other traveler accommodation services.....			03/09	—	—	—	—	—	—	—	—
Food and beverage for immediate consumption services (partial).....	54	1	06/09	—	—	—	—	—	—	—	—
Food and nonalcoholic beverages for immediate consumption (partial).....	54	11	04/09	—	—	—	—	—	—	—	—
Food and nonalcoholic beverages for immediate consumption (partial).....	54	1101	04/09	—	—	—	—	—	—	—	—
Alcoholic beverages for immediate consumption (partial).....			12/08	—	—	—	—	—	—	—	—
Alcoholic beverages for immediate consumption (partial).....			12/08	—	—	—	—	—	—	—	—
Commercial and industrial machinery and equipment repair and maintenance.....			03/09	—	—	—	—	—	—	—	—
Commercial and industrial machinery and equipment repair and maintenance.....			03/09	—	—	—	—	—	—	—	—
Commercial machinery repair and maintenance.....			03/09	—	—	—	—	—	—	—	—
Motor vehicle repair and maintenance (partial).....	55	2	12/08	145.430	146.164	146.390	147.149	147.305	0.2	0.5	0.1
Motor vehicle repair and maintenance (partial).....	55	21	12/08	145.430	146.164	146.390	147.149	147.305	0.2	0.5	0.1
Motor vehicle repair and maintenance (partial).....	55	2101	12/08	145.430	146.164	146.390	147.149	147.305	0.2	0.5	0.1
Ship repair and maintenance.....			06/09	—	—	—	—	—	—	—	—
Ship repair and maintenance.....			06/09	—	—	—	—	—	—	—	—
Ship repair, military.....			12/08	—	—	—	—	—	—	—	—
Ship repair, nonmilitary.....	55	3102	12/08	—	—	—	—	—	—	—	—
Aircraft repair and maintenance.....	55	4	04/09	132.708	133.699	133.967	134.237	134.508	0.2	0.2	0.2
Aircraft repair and maintenance.....	55	41	04/09	132.708	133.699	133.967	134.237	134.508	0.2	0.2	0.2
Aircraft repair and maintenance.....	55	4101	04/09	132.708	133.699	133.967	134.237	134.508	0.2	0.2	0.2
Membership dues and admissions and recreation facility use fees (partial).....	56	1	06/09	—	—	—	—	—	—	—	—
Membership dues and admissions and recreation facility use fees (partial).....	56	11	06/09	—	—	—	—	—	—	—	—
Membership dues.....	56	1101	04/09	—	—	—	—	—	—	—	—
Admissions and recreational facilities use fees (partial).....	56	1102	12/08	144.358	143.409	148.975	151.158	152.305	3.9	1.5	0.8
Recreational activity instruction fees (partial).....	56	2	12/08	—	—	—	—	—	—	—	—
Recreational activity instruction fees (partial).....	56	21	12/08	—	—	—	—	—	—	—	—
Recreational activity instruction fees (partial).....	56	2101	12/08	—	—	—	—	—	—	—	—
Gaming receipts (partial).....			12/08	—	—	—	—	—	—	—	—
Gaming receipts (partial).....			12/08	—	—	—	—	—	—	—	—
Gaming receipts (partial).....			12/08	—	—	—	—	—	—	—	—
Machinery and equipment and parts and supplies wholesaling.....			06/09	—	—	—	—	—	—	—	—
Machinery and equipment and parts and supplies wholesaling.....			06/09	—	—	—	—	—	—	—	—
Parts and supplies for machinery and equipment wholesaling.....			03/09	—	—	—	—	—	—	—	—
Machinery and vehicle wholesaling.....			05/19	—	—	—	—	—	—	—	—
Professional and commercial equipment wholesaling.....			05/19	—	—	—	—	—	—	—	—
Furnishings wholesaling.....			03/09	—	—	—	—	—	—	—	—
Furnishings wholesaling.....			03/09	—	—	—	—	—	—	—	—
Furnishings wholesaling.....			03/09	—	—	—	—	—	—	—	—
Building materials, paint, and hardware wholesaling.....	57	3	03/09	126.672	128.407	134.789	131.085	129.368	5.0	-2.7	-1.3
Building materials, paint, and hardware wholesaling.....	57	31	03/09	126.672	128.407	134.789	131.085	129.368	5.0	-2.7	-1.3
Building materials, paint, and hardware wholesaling.....	57	3101	03/09	126.672	128.407	134.789	131.085	129.368	5.0	-2.7	-1.3
Metals, minerals, and ores wholesaling.....			03/09	—	—	—	—	—	—	—	—
Metals, minerals, and ores wholesaling.....			03/09	—	—	—	—	—	—	—	—
Metals, minerals, and ores wholesaling.....			03/09	—	—	—	—	—	—	—	—
Chemicals and allied products wholesaling.....	57	5	03/09	—	—	—	—	—	—	—	—
Chemicals and allied products wholesaling.....	57	51	03/09	—	—	—	—	—	—	—	—
Chemicals and allied products wholesaling.....	57	5101	03/09	—	—	—	—	—	—	—	—

See footnotes at end of table.

Table 8. Producer price indexes and percentage changes for selected commodity and service groupings and individual items, seasonally adjusted — Continued
 [December 2021, Index base 1982=100, unless otherwise indicated]

Title	Commodity code		Other index base	Seasonally adjusted index ¹					Seasonally adjusted 1-month percent change ¹		
	Group code	Item code		Aug. 2021	Sept. 2021 ^P	Oct. 2021 ^P	Nov. 2021 ^P	Dec. 2021 ^P	Sept. to Oct. ^P	Oct. to Nov. ^P	Nov. to Dec. ^P
Paper and plastics products wholesaling.....			03/09	-	-	-	-	-	-	-	-
Paper and plastics products wholesaling.....			03/09	-	-	-	-	-	-	-	-
Paper and plastics products wholesaling.....			03/09	-	-	-	-	-	-	-	-
Apparel wholesaling.....			03/09	-	-	-	-	-	-	-	-
Apparel wholesaling.....			03/09	-	-	-	-	-	-	-	-
Apparel wholesaling.....			03/09	-	-	-	-	-	-	-	-
Food and alcohol wholesaling.....			06/09	-	-	-	-	-	-	-	-
Food and alcohol wholesaling.....			06/09	-	-	-	-	-	-	-	-
Food wholesaling.....			03/09	-	-	-	-	-	-	-	-
Alcohol wholesaling.....			02/09	-	-	-	-	-	-	-	-
Other commodities wholesaling.....			03/09	-	-	-	-	-	-	-	-
Other commodities wholesaling.....			03/09	-	-	-	-	-	-	-	-
Other commodities wholesaling.....			03/09	-	-	-	-	-	-	-	-
Food and alcohol retailing.....	58	1	03/09	139.099	140.685	142.450	144.707	147.107	1.3	1.6	1.7
Food and alcohol retailing.....	58	11	03/09	139.099	140.685	142.450	144.707	147.107	1.3	1.6	1.7
Food retailing.....	58	1102	09/15	110.524	111.459	112.812	114.801	117.102	1.2	1.8	2.0
Alcohol retailing.....			09/15	-	-	-	-	-	-	-	-
Health and beauty care retailing, including optical goods.....			03/09	-	-	-	-	-	-	-	-
Health and beauty care retailing, including optical goods.....			03/09	-	-	-	-	-	-	-	-
Health and beauty care retailing, including optical goods.....			03/09	-	-	-	-	-	-	-	-
Apparel, jewelry, footwear, and accessories retailing.....	58	3	06/09	122.169	124.831	121.336	125.273	125.710	-2.8	3.2	0.3
Apparel, jewelry, footwear, and accessories retailing.....	58	31	06/09	122.169	124.831	121.336	125.273	125.710	-2.8	3.2	0.3
Apparel, footwear, and accessories retailing.....	58	3101	03/09	118.466	121.844	119.224	122.542	123.097	-2.2	2.8	0.5
Jewelry retailing.....	58	3102	03/09	-	-	-	-	-	-	-	-
Computer hardware, software, and supplies retailing.....			03/09	-	-	-	-	-	-	-	-
Computer hardware, software, and supplies retailing.....			03/09	-	-	-	-	-	-	-	-
Computer hardware, software, and supplies retailing.....			03/09	-	-	-	-	-	-	-	-
TV, video, and photographic equipment and supplies retailing.....			03/09	-	-	-	-	-	-	-	-
TV, video, and photographic equipment and supplies retailing.....			03/09	-	-	-	-	-	-	-	-
TV, video, and photographic equipment and supplies retailing.....			03/09	-	-	-	-	-	-	-	-
Automobiles and automobile parts retailing.....	58	6	06/09	172.053	182.403	193.157	204.229	198.617	5.9	5.7	-2.7
Automobiles and automobile parts retailing.....	58	61	06/09	172.053	182.403	193.157	204.229	198.617	5.9	5.7	-2.7
Automobile retailing (Partial).....	58	6101	03/09	201.029	216.731	233.544	251.998	242.910	7.8	7.9	-3.6
Automotive parts, including tires, retailing.....			03/09	-	-	-	-	-	-	-	-
RVs, trailers, and campers retailing.....			03/09	-	-	-	-	-	-	-	-
RVs, trailers, and campers retailing.....			03/09	-	-	-	-	-	-	-	-
RVs, trailers, and campers retailing.....			03/09	-	-	-	-	-	-	-	-
Sporting goods, including boats, retailing.....			03/09	-	-	-	-	-	-	-	-
Sporting goods, including boats, retailing.....			03/09	-	-	-	-	-	-	-	-
Sporting goods, including boats, retailing.....			03/09	-	-	-	-	-	-	-	-
Lawn, garden, and farm equipment and supplies retailing.....			03/09	-	-	-	-	-	-	-	-
Lawn, garden, and farm equipment and supplies retailing.....			03/09	-	-	-	-	-	-	-	-
Lawn, garden, and farm equipment and supplies retailing.....			03/09	-	-	-	-	-	-	-	-
Furniture retailing.....			03/09	-	-	-	-	-	-	-	-
Furniture retailing.....			03/09	-	-	-	-	-	-	-	-
Furniture retailing.....			03/09	-	-	-	-	-	-	-	-
Flooring and floor coverings retailing.....			03/09	-	-	-	-	-	-	-	-
Flooring and floor coverings retailing.....			03/09	-	-	-	-	-	-	-	-
Flooring and floor coverings retailing.....			03/09	-	-	-	-	-	-	-	-
Hardware and building materials and supplies retailing.....	58	D	03/09	176.759	170.751	170.713	159.757	160.475	0.0	-6.4	0.4
Hardware and building materials and supplies retailing.....	58	D1	03/09	176.759	170.751	170.713	159.757	160.475	0.0	-6.4	0.4
Hardware and building materials and supplies retailing.....	58	D101	03/09	176.759	170.751	170.713	159.757	160.475	0.0	-6.4	0.4
Major household appliance retailing.....	58	E	03/09	120.779	122.132	116.290	117.880	116.532	-4.8	1.4	-1.1
Major household appliance retailing.....	58	E1	03/09	120.779	122.132	116.290	117.880	116.532	-4.8	1.4	-1.1
Major household appliance retailing.....	58	E101	03/09	120.779	122.132	116.290	117.880	116.532	-4.8	1.4	-1.1
Fuels and lubricants retailing.....	58	F	06/09	220.654	231.120	215.901	232.307	262.472	-6.6	7.6	13.0
Fuels and lubricants retailing.....	58	F1	06/09	220.654	231.120	215.901	232.307	262.472	-6.6	7.6	13.0
Automotive fuels and lubricants retailing.....			03/09	-	-	-	-	-	-	-	-
Household fuels retailing.....	58	F102	03/09	132.603	127.173	129.926	127.226	135.997	2.2	-2.1	6.9
Cleaning supplies and paper products retailing.....			03/09	-	-	-	-	-	-	-	-
Cleaning supplies and paper products retailing.....			03/09	-	-	-	-	-	-	-	-
Cleaning supplies and paper products retailing.....			03/09	-	-	-	-	-	-	-	-

See footnotes at end of table.

Table 8. Producer price indexes and percentage changes for selected commodity and service groupings and individual items, seasonally adjusted — Continued
 [December 2021, Index base 1982=100, unless otherwise indicated]

Title	Commodity code		Other index base	Seasonally adjusted index ¹					Seasonally adjusted 1-month percent change ¹		
	Group code	Item code		Aug. 2021	Sept. 2021 ^p	Oct. 2021 ^p	Nov. 2021 ^p	Dec. 2021 ^p	Sept. to Oct. ^p	Oct. to Nov. ^p	Nov. to Dec. ^p
Book retailing.			03/09	-	-	-	-	-	-	-	-
Book retailing.			03/09	-	-	-	-	-	-	-	-
Book retailing.			03/09	-	-	-	-	-	-	-	-
Other merchandise retailing (partial).	58	1	03/09	122.302	123.951	120.212	121.958	120.832	-3.0	1.5	-0.9
Other merchandise retailing (partial).	58	11	03/09	122.302	123.951	120.212	121.958	120.832	-3.0	1.5	-0.9
Other merchandise retailing (partial).	58	1101	03/09	122.302	123.951	120.212	121.958	120.832	-3.0	1.5	-0.9
Metal treatment services.			12/84	-	-	-	-	-	-	-	-
Metal treatment services.			12/84	-	-	-	-	-	-	-	-
Metal plating and polishing.	59	1101	12/84	217.552	218.251	218.066	218.809	223.590	-0.1	0.3	2.2
Metal coating and allied services.			12/84	-	-	-	-	-	-	-	-
Metal heat treating.			06/85	-	-	-	-	-	-	-	-
Mining services.	60	1	06/85	-	-	-	-	-	-	-	-
Mining services.	60	11	06/85	-	-	-	-	-	-	-	-
Metal mining services.			12/85	-	-	-	-	-	-	-	-
Support activities for coal mining.	60	1102	06/85	199.596	200.674	201.238	201.245	203.790	0.3	0.0	1.3
Drilling oil and gas wells services.	60	1103	12/85	328.039	327.971	329.101	328.151	327.690	0.3	-0.3	-0.1
Support activities for oil and gas operations.			12/85	-	-	-	-	-	-	-	-
Nonmetallic minerals mining services.	60	1105	06/85	-	-	-	-	-	-	-	-
Contract work on textile products and apparel.			06/10	-	-	-	-	-	-	-	-
Contract work on textile products and apparel.			06/10	-	-	-	-	-	-	-	-
Contract work on textile products.	61	1102	06/87	-	-	-	-	-	-	-	-
Contract work on apparel.			06/87	-	-	-	-	-	-	-	-
Contract & commission receipts for tanning or finishing leather owned by others.			06/11	-	-	-	-	-	-	-	-
Contract & commission receipts for tanning or finishing leather owned by others.			06/11	-	-	-	-	-	-	-	-
Contract and commission receipts for tanning or finishing leather owned by others.			12/97	-	-	-	-	-	-	-	-
New nonresidential building construction.			06/09	-	-	-	-	-	-	-	-
New nonresidential building construction.			06/09	-	-	-	-	-	-	-	-
New warehouse building construction.			12/04	-	-	-	-	-	-	-	-
New school building construction.			12/05	-	-	-	-	-	-	-	-
New office building construction.			06/06	-	-	-	-	-	-	-	-
New industrial building construction.			06/07	-	-	-	-	-	-	-	-
New health care building construction.			06/12	-	-	-	-	-	-	-	-
Maintenance and repair of nonresidential buildings (partial).	80	2	04/09	-	-	-	-	-	-	-	-
Maintenance and repair of nonresidential buildings (partial).	80	21	04/09	-	-	-	-	-	-	-	-
Maintenance and repair of nonresidential buildings (partial).	80	2101	04/09	-	-	-	-	-	-	-	-

¹ All indexes are subject to revision for 4 months after their originally scheduled publication to incorporate late reports and corrections by survey respondents. In addition, seasonally adjusted indexes are subject to change for up to 5 years due to the recalculation of seasonal factors published each January.

² Due to incomplete coverage of the services sector, some services indexes in this table reflect only a portion of their wherever-provided output. These indexes are flagged using the term "partial" at the end of their titles. For more information regarding wherever-provided services indexes, go to <https://www.bls.gov/ppi/wepnotice.htm>. This webpage includes methodology documentation, a table identifying missing coverage areas for those indexes with incomplete coverage, and a concordance table between wherever-provided services indexes and Census product codes.

p Preliminary

"-" Seasonal tests did not indicate the presence of seasonality.

Table 9. Producer price indexes for commodity and service groupings and individual items, not seasonally adjusted

[December 2021, Index base 1982=100, unless otherwise indicated]

Title	Commodity code		Other index base	Unadjusted index ¹				
	Group code	Item code		Aug. 2021	Sept. 2021 ^P	Oct. 2021 ^P	Nov. 2021 ^P	Dec. 2021 ^P
Goods								
All commodities.....	00	000000		233.415	235.667	240.446	243.174	241.017
Industrial commodities.....	IND	THRU15		234.559	237.197	243.280	245.973	243.094
Farm products, processed foods and feeds.....	PFF	PLUS02		225.233	225.635	224.177	227.046	228.343
Farm products.....	01	—		202.896	197.868	197.260	205.944	210.704
Fruits & melons, fresh/dry vegs. & nuts.....	01	1		188.679	202.465	217.217	250.692	228.782
Fresh fruits and melons.....	01	11		139.955	139.506	139.661	167.725	158.535
Citrus fruits.....	01	1101		292.310	299.325	311.250	304.499	281.639
Grapefruits.....	01	110101		540.899	540.188	646.460	648.919	628.306
Lemons.....	01	110104		409.125	396.710	387.488	292.965	290.872
Valencia oranges.....	01	110105		187.502	197.545	207.322	—	—
Navel oranges.....	01	110106		220.417	—	216.167	218.950	199.024
Tangerines.....	01	110108	12/91	—	—	483.106	509.780	456.784
Other fruits and berries.....	01	1102		123.898	121.906	119.219	150.904	142.832
Plums and fresh prunes.....	01	110201	12/91	373.735	387.869	—	—	—
Nectarines.....	01	110202	12/91	96.114	94.789	—	—	—
Avocados.....	01	110205	12/91	218.273	249.761	—	198.116	—
Kiwifruit.....	01	110206	12/91	—	—	—	235.673	219.671
Granny Smith apples.....	01	110208	12/91	—	—	175.111	159.794	159.794
Golden delicious apples.....	01	110211	12/91	169.776	—	207.667	199.118	197.817
Red delicious apples.....	01	110215		236.387	236.387	245.959	243.957	243.937
McIntosh apples.....	01	110216		—	235.742	230.724	225.613	227.033
Peaches.....	01	110219		214.397	211.172	—	—	—
Gala apples.....	01	110220	03/15	104.206	106.079	89.443	85.359	86.901
Pears.....	01	110221		148.257	135.618	131.415	126.314	125.102
Strawberries.....	01	110222		137.803	110.738	104.990	226.390	183.048
Raspberries.....	01	110224	12/91	34.517	29.067	27.250	—	—
Blackberries.....	01	110225	12/91	47.749	26.859	32.828	—	—
Blueberries.....	01	110227	12/91	20.454	32.788	—	—	—
Grapes.....	01	110228		127.684	122.113	117.026	120.064	129.272
Table grapes.....	01	1102281	12/11	166.789	147.731	130.327	140.720	172.220
Wine grapes.....	01	1102283	12/11	90.198	90.198	90.198	90.198	90.198
Juice grapes.....	01	1102284	01/16	123.960	123.960	123.960	123.960	123.960
Fuji apples.....	01	110229	03/15	99.155	99.155	112.674	114.963	114.963
Empire apples.....	01	110230	10/15	—	—	123.030	123.030	123.030
Melons.....	01	1103	12/91	121.798	126.711	142.335	220.675	—
Cantaloupes.....	01	110301		150.074	141.705	172.556	267.531	—
Honeydews.....	01	110302	12/91	213.989	341.160	386.645	—	—
Watermelons.....	01	110303	12/91	165.118	160.107	168.058	—	—
Fresh and dry vegetables.....	01	13		208.056	249.151	291.962	325.555	277.685
Dry vegetables.....	01	1301		247.619	285.135	301.453	295.518	291.086
Dry beans.....	01	13011	09/15	165.709	188.364	195.109	187.938	186.087
Dry pinto beans.....	01	130110	12/91	436.114	496.666	535.602	508.959	500.077
Dry great northern beans.....	01	130111	12/91	329.251	329.251	329.251	329.251	329.251
Dry pink beans.....	01	130112	12/91	—	—	372.805	372.805	372.805
Dry pea beans.....	01	130113		226.979	266.811	265.217	266.014	265.217
Dry kidney beans.....	01	130114	12/11	112.862	121.295	117.276	112.232	113.493
Dry small red beans.....	01	130115	12/11	—	89.020	86.262	88.383	88.383
Dry garbanzo beans.....	01	130116	12/11	74.443	97.993	101.085	90.779	88.084
Dry black beans.....	01	130117	09/15	195.741	205.328	212.823	210.308	211.224
Dry peas and lentils.....	01	13012	09/15	153.194	179.258	194.218	194.273	190.231
Dry peas.....	01	130120	12/91	386.322	438.609	480.537	480.734	472.304
Dry lentils.....	01	130121	12/91	288.256	360.620	381.477	381.477	370.816
Fresh vegetables, except potatoes.....	01	1302		191.663	251.083	323.525	366.689	291.191
Cabbage.....	01	130211		233.108	210.003	316.957	228.065	293.646
Carrots.....	01	130212		188.411	210.331	185.388	196.192	196.490
Celery.....	01	130213		154.861	181.447	181.295	286.120	208.710
Sweet corn.....	01	130214		125.349	130.283	247.627	304.420	309.613
Lettuce.....	01	130215		203.619	331.580	422.341	695.810	411.172
Dry onions.....	01	130216		164.723	177.729	209.874	214.895	223.382
Tomatoes.....	01	130217		245.799	296.534	474.084	309.307	284.561
Snap beans.....	01	130218		191.860	274.085	182.630	320.237	178.539
Green peas.....	01	130219	12/91	208.904	316.369	380.805	214.509	—
Broccoli.....	01	130222	12/91	154.289	296.527	413.717	240.294	317.570
Cauliflower.....	01	130223	12/91	60.868	68.234	112.159	65.517	62.000
Spinach.....	01	130224	12/91	457.672	550.785	552.363	651.788	432.421

See footnotes at end of table.

Table 9. Producer price indexes for commodity and service groupings and individual items, not seasonally adjusted — Continued
 [December 2021, Index base 1982=100, unless otherwise indicated]

Title	Commodity code		Other index base	Unadjusted index ¹				
	Group code	Item code		Aug. 2021	Sept. 2021 ^P	Oct. 2021 ^P	Nov. 2021 ^P	Dec. 2021 ^P
Greens.....	01	130225	12/91	189.100	190.743	237.915	227.421	226.647
Endive.....	01	130226	12/91	508.207	512.645	512.645	512.645	534.895
Green peppers.....	01	130228	12/91	260.950	292.061	337.167	386.752	295.288
Eggplant.....	01	130229	12/91	—	392.119	304.625	535.152	313.900
Squash.....	01	130231	12/91	372.465	233.598	217.675	201.194	126.330
Beets.....	01	130232	12/91	111.170	107.626	112.498	120.249	100.097
Cucumbers.....	01	130234	12/91	228.768	235.305	147.777	181.261	266.261
Artichokes.....	01	130235	12/11	161.339	198.137	141.807	167.169	—
Pumpkins.....	01	130236	12/11	—	146.232	150.080	—	—
Sweet potatoes.....	01	1303	12/91	143.994	167.747	156.589	153.069	151.654
Sweet potatoes.....	01	130301	12/91	93.097	108.454	101.240	98.964	98.049
Potatoes.....	01	1306	12/11	133.936	131.612	123.628	137.317	138.480
Round white potatoes.....	01	130602	12/91	—	195.635	—	204.115	204.115
Russet potatoes.....	01	130603	12/91	223.461	223.808	210.725	234.986	236.678
Round red potatoes.....	01	130604	12/91	250.839	192.281	196.747	201.491	210.770
Round yellow potatoes.....	01	130605	09/15	—	—	103.477	126.908	126.908
Tree nuts.....	01	19		1,138.665	1,145.406	1,145.406	1,316.358	1,322.716
Tree nuts.....	01	1901		1,138.665	1,145.406	1,145.406	1,316.358	1,322.716
Pecans.....	01	190101		624.813	624.813	624.813	624.813	624.813
Almonds.....	01	190102	12/91	305.188	305.188	305.188	361.015	361.015
Filberts.....	01	190103	12/91	232.432	232.432	232.432	258.258	258.258
Walnuts.....	01	190104	12/91	191.214	191.214	191.214	212.201	242.515
Macadamias.....	01	190105	12/91	506.013	506.013	506.013	506.013	506.013
Pistachios.....	01	190106	12/91	264.995	272.789	272.789	299.093	285.683
Grains.....	01	2		251.986	223.168	217.942	232.633	246.703
Wheat.....	01	21		233.661	232.051	238.787	254.482	262.467
Wheat.....	01	2101		233.661	232.051	238.787	254.482	262.467
Hard red winter wheat.....	01	210101		209.211	203.021	210.304	228.840	238.665
Hard red spring wheat.....	01	210102		293.895	283.973	296.655	313.374	321.395
Soft white wheat.....	01	210103		222.109	248.442	240.428	242.717	247.755
Soft red winter wheat.....	01	210104		216.701	211.729	212.877	228.315	234.722
Hard amber durum wheat.....	01	210105	12/84	368.794	403.068	455.750	474.986	474.935
Other grains.....	01	22		264.240	225.456	216.253	231.570	248.427
Barley.....	01	2201		248.781	289.359	301.896	327.070	351.634
Barley.....	01	220101		248.781	289.359	301.896	327.070	351.634
Corn.....	01	2202		259.263	219.711	210.071	224.813	241.216
Corn.....	01	220205		259.263	219.711	210.071	224.813	241.216
Oats.....	01	2203		278.956	326.391	360.983	430.609	448.712
Oats.....	01	220311		278.956	326.391	360.983	430.609	448.712
Rye.....	01	2204		111.089	111.089	111.089	111.089	—
Rye.....	01	220415		111.089	111.089	111.089	111.089	—
Sorghum.....	01	2205	12/91	265.663	238.759	240.131	256.743	274.671
Sorghum.....	01	220501	12/91	265.663	238.759	240.131	256.743	274.671
Rough rice.....	01	23	12/91	113.451	111.910	112.355	113.289	113.289
Rough rice.....	01	2301	12/91	113.451	111.910	112.355	113.289	113.289
Rough rice.....	01	230103	12/04	192.902	190.281	191.038	192.625	192.625
Long grain rough rice.....	01	2301031	09/15	121.101	119.266	120.183	121.101	121.101
Medium/short grain rough rice.....	01	2301032	09/15	129.936	128.662	128.025	129.299	129.299
Livestock.....	01	3		183.718	175.476	171.359	170.051	173.730
Slaughter cattle.....	01	31		185.332	185.317	183.371	191.148	196.880
Slaughter steers and heifers.....	01	3101		187.059	189.727	188.977	200.829	207.094
Slaughter steers and heifers.....	01	310199	12/91	177.246	179.774	179.064	190.294	196.230
Slaughter cows and bulls.....	01	3102		161.309	150.680	144.050	136.981	140.799
Slaughter cows and bulls.....	01	310299	12/91	145.066	135.507	129.544	123.187	126.621
Slaughter vealers.....	01	3103		78.989	82.448	83.772	84.215	84.318
Slaughter vealers.....	01	310399	12/91	68.239	71.227	72.371	72.753	72.842
Slaughter hogs.....	01	32		140.328	120.029	114.622	100.731	94.639
Slaughter barrows and gilts.....	01	3201		138.412	117.949	113.526	99.091	92.982
Slaughter barrows and gilts.....	01	320199	12/91	209.270	178.332	171.644	149.819	140.583
Slaughter sows.....	01	3202		184.759	174.601	133.285	142.590	138.322
Slaughter sows.....	01	320299	12/91	320.813	303.176	231.434	247.592	240.180
Slaughter lambs.....	01	33		436.913	432.938	408.740	466.417	506.455
Slaughter lambs.....	01	3301		436.913	432.938	408.740	466.417	506.455
Slaughter lambs.....	01	330199	12/91	503.888	499.304	471.395	537.915	584.090
Feeder and replacement cattle.....	01	34	09/21	—	100.000	98.007	99.872	106.481
Feeder and replacement cattle.....	01	3401	09/21	—	100.000	98.007	99.872	106.481

See footnotes at end of table.

Table 9. Producer price indexes for commodity and service groupings and individual items, not seasonally adjusted — Continued
 [December 2021, Index base 1982=100, unless otherwise indicated]

Title	Commodity code		Other index base	Unadjusted index ¹				
	Group code	Item code		Aug. 2021	Sept. 2021 ^P	Oct. 2021 ^P	Nov. 2021 ^P	Dec. 2021 ^P
Feeder and replacement cattle.....	01	340199	09/21	—	100.000	98.007	99.872	106.481
Slaughter poultry.....	01	4		282.996	289.746	283.640	279.332	331.938
Slaughter chickens.....	01	41		289.684	292.780	285.963	282.848	351.388
Broilers and other meat type chickens.....	01	4102		293.715	296.854	289.942	286.784	356.277
Slaughter chickens.....	01	410299	12/91	282.835	285.858	279.202	276.160	343.080
Slaughter turkeys.....	01	42		267.265	288.718	284.399	274.587	269.967
Slaughter turkeys.....	01	4201		267.265	288.718	284.399	274.587	269.967
Slaughter turkeys.....	01	420199	12/91	243.215	262.738	258.807	249.879	245.674
Slaughter ducks.....	01	43	12/91	257.839	268.085	269.894	269.894	269.894
Slaughter ducks.....	01	4301	12/91	257.839	268.085	269.894	269.894	269.894
Slaughter ducks.....	01	430199	12/91	257.839	268.085	269.894	269.894	269.894
Raw cotton.....	01	5		143.754	147.451	167.833	189.496	171.876
Raw cotton.....	01	51		142.287	145.946	166.121	187.562	170.122
Raw cotton.....	01	5101		142.287	145.946	166.121	187.562	170.122
Raw cotton.....	01	510101		142.287	145.946	166.121	187.562	170.122
Upland cotton.....	01	5101011	09/15	145.347	149.279	169.253	189.521	167.874
Pima cotton.....	01	5101012	09/15	95.034	95.034	116.462	151.284	187.667
Raw milk.....	01	6		135.034	140.374	150.292	158.684	146.248
Raw milk.....	01	61		135.580	140.942	150.900	159.325	146.840
Raw milk.....	01	6101		135.580	140.942	150.900	159.325	146.840
Raw milk.....	01	610102		135.580	140.942	150.900	159.325	146.840
Chicken eggs.....	01	7		153.496	187.187	165.077	157.684	224.680
Chicken eggs.....	01	71		153.496	187.187	165.077	157.684	224.680
Eggs for fresh use.....	01	7107	12/91	134.702	163.239	143.448	135.498	198.984
Eggs, jumbo.....	01	710701	12/84	186.764	213.394	198.953	178.680	216.571
Eggs, extra large.....	01	710702	12/84	167.622	204.355	177.138	159.729	229.263
Eggs, large.....	01	710703		162.953	201.607	172.021	162.444	252.346
Eggs, medium.....	01	710704	12/84	129.466	143.436	146.578	149.160	182.544
Eggs, small.....	01	710705	12/84	123.687	116.005	112.932	112.932	112.932
Breaker stock and checks and undergrades.....	01	7108	12/91	127.262	157.588	140.161	137.430	182.063
Breaker stock.....	01	710801	12/91	124.768	153.524	136.750	134.354	177.488
Checks and undergrades.....	01	710802	12/91	154.625	201.852	177.364	171.063	231.931
Hay, hayseeds, and oilseeds.....	01	8		284.985	270.404	256.147	257.113	265.193
Hay and hayseeds.....	01	81		413.961	440.886	422.177	427.936	426.328
Hay and hayseeds.....	01	8101		413.961	440.886	422.177	427.936	426.328
Alfalfa hay.....	01	810101		388.118	420.998	426.823	437.996	430.813
All other hay.....	01	810102	09/15	154.357	161.030	143.753	143.355	145.257
Oilseeds.....	01	83		258.036	239.547	226.417	226.813	235.598
Oilseeds.....	01	8301		258.036	239.547	226.417	226.813	235.598
Peanuts.....	01	830111		104.681	103.611	116.202	121.982	131.289
Cottonseed.....	01	830121		301.984	298.136	301.698	286.032	243.974
Soybeans.....	01	830131		237.329	218.268	203.688	203.615	213.177
Flaxseed.....	01	830151	12/91	300.934	506.065	566.793	607.278	607.278
Sunflower.....	01	830161	12/91	427.720	454.358	461.646	466.561	465.560
Canola.....	01	830171	12/11	151.301	139.694	147.504	162.393	159.079
Miscellaneous oil crops.....	01	830181	09/15	135.192	135.281	136.320	137.298	137.298
Processed foods and feeds.....	02	—		236.411	239.431	237.560	237.634	237.264
Cereal and bakery products.....	02	1		272.815	274.777	277.700	280.309	281.513
Bakery products.....	02	11		295.061	298.250	298.798	302.243	303.713
Bread (white, wheat, rye, etc.), including frozen.....	02	1102	06/06	143.643	144.740	145.396	145.972	146.801
Bread (white, wheat, rye, etc.), including frozen.....	02	110201	06/06	143.643	144.740	145.396	145.972	146.801
White pan bread.....	02	11020111	12/11	112.000	113.075	114.029	115.070	115.055
White hearth bread (French, Italian, etc.).....	02	11020112	12/11	123.476	125.953	126.165	126.589	128.391
Dark wheat breads (whole wheat, cracked wheat, multigrain, etc.).....	02	11020113	12/11	116.407	118.437	117.235	117.575	118.885
Other variety breads (rye, unleavened, raisin, potato, self-rising, salt-free, canned, etc.).....	02	11020114	12/11	110.907	109.531	110.812	110.257	111.036
Rolls (bread-type), muffins, bagels, and croissants.....	02	1105		295.914	304.634	306.431	311.929	313.823
Rolls (bread-type), muffins, bagels, and croissants.....	02	110505	06/06	144.369	148.623	149.500	152.182	153.106
Rolls, hamburger and wiener.....	02	11050501	12/11	105.973	109.097	110.138	113.688	115.326
All other rolls, bread-type (incl. muffins, bagels, and croissants).....	02	11050502	12/11	121.422	124.999	125.281	125.726	125.404
Other sweet goods, excluding frozen.....	02	1107		301.333	302.557	300.354	304.925	304.290
Other sweet goods, excluding frozen.....	02	110703	06/99	187.335	188.096	186.726	189.568	189.173
Soft cakes, excluding frozen.....	02	1108		353.945	358.296	354.569	363.088	365.218
Soft cakes, excluding frozen.....	02	110803	06/99	181.546	183.778	181.867	186.236	187.329

See footnotes at end of table.

Table 9. Producer price indexes for commodity and service groupings and individual items, not seasonally adjusted — Continued
 [December 2021, Index base 1982=100, unless otherwise indicated]

Title	Commodity code		Other index base	Unadjusted index ¹				
	Group code	Item code		Aug. 2021	Sept. 2021 ^P	Oct. 2021 ^P	Nov. 2021 ^P	Dec. 2021 ^P
Pies (fruit, cream, and custard), excluding frozen.....	02	1109		344.785	348.321	344.785	358.930	351.857
Pies (fruit, cream, and custard), excluding frozen.....	02	110903	06/99	173.599	175.380	173.599	180.721	177.160
Cookies, crackers, and related products.....	02	1121		242.769	243.405	243.395	243.443	243.468
Cookies, wafers, and ice cream cones and cups (excluding frozen).....	02	112103	06/83	227.230	228.283	228.283	228.316	228.335
Crackers, biscuits, and related products.....	02	112104	06/83	248.840	248.840	248.817	248.881	248.913
Crackers, biscuits, and related products.....	02	1121042	12/11	100.615	100.615	100.606	100.632	100.645
Retail bakery products.....	02	1130	06/14	128.942	129.863	130.791	135.770	138.401
Retail bakery products.....	02	113001	06/14	128.942	129.863	130.791	135.770	138.401
Flour and flour base mixes and doughs.....	02	12		226.896	227.660	233.144	236.899	236.536
Wheat flour.....	02	1203		252.711	252.742	262.915	268.169	267.163
Wheat flour.....	02	120301	06/83	246.719	246.749	256.680	261.810	260.828
Flour base mixes and doughs.....	02	1204		204.831	206.272	207.498	209.906	210.129
Flour base mixes and doughs.....	02	120401	06/83	215.231	216.746	218.034	220.565	220.799
Prepared flour mixes, including refrigerated and frozen doughs and batters, made in flour mills.....	02	1204011	12/11	108.599	112.122	112.484	112.615	112.677
Flour mixes, excluding cake mixes, made from purchased flour.....	02	1204013	12/11	110.509	110.622	111.378	112.936	113.074
Milled rice and byproducts.....	02	13		230.550	233.454	235.500	237.251	237.853
Head rice.....	02	1301		239.389	243.207	245.595	247.244	247.941
Head rice.....	02	130106	06/03	231.808	235.504	237.817	239.413	240.089
Head rice not packaged with other ingredients.....	02	1301066	12/11	107.033	108.863	109.959	110.676	110.903
Milled rice (incl second heads, screenings, brewers, bran, sharps, rice flour, and byproducts).....	02	1302	06/84	146.409	145.840	146.348	147.968	148.135
Milled rice (incl second heads, screenings, brewers, bran, sharps, rice flour, and byproducts).....	02	130201	06/84	146.409	145.840	146.348	147.968	148.135
Cereal and pasta products.....	02	14		253.488	253.970	258.306	257.821	260.275
Dry macaroni, spaghetti, and egg noodle products, made from purchased flour.....	02	1402	06/85	207.884	208.851	209.965	213.948	223.627
Dry macaroni, spaghetti, and egg noodle products, made from purchased flour.....	02	140203	12/02	171.082	171.878	172.795	176.073	184.038
Dry macaroni, spaghetti, and egg noodle products, made from purchased flour.....	02	14020303	06/09	115.294	115.831	116.448	118.658	124.026
Cereal and mill products, other than flour.....	02	1409	06/85	244.980	245.306	250.097	248.551	249.038
Manufactured starch, made by wet milling.....	02	140907	06/85	251.870	256.312	266.814	252.710	251.429
Wheat mill products, corn mill products, and other grain mill products except flour.....	02	140908	06/98	222.341	220.931	231.890	233.840	235.656
Wheat mill products, except flour.....	02	1409081	12/09	116.524	117.067	125.288	123.794	125.252
Corn mill products.....	02	1409082	12/09	139.307	137.074	140.229	142.184	141.095
Other grain mill products.....	02	1409083	12/09	155.540	156.933	172.146	173.943	180.671
Breakfast cereal.....	02	140909	12/11	112.790	112.841	113.192	113.139	113.284
Meats, poultry, and fish.....	02	2		241.199	248.279	237.353	234.158	229.218
Meats.....	02	21		242.829	250.920	232.887	230.298	219.397
Beef and veal products, fresh or frozen.....	02	2101		300.074	321.952	279.212	280.913	259.013
Beef, fresh/frozen variety meats, not canned or made into sausage, made in slaughtering plants.....	02	210126	06/08	203.124	217.516	220.983	222.700	208.450
Beef, fresh/frozen whole/half carcass, not canned or made into sausage, misp.....	02	210131	06/08	208.815	197.935	174.299	177.891	164.337
Beef, fresh/frozen, primal and subprimal cuts, made in slaughtering plants.....	02	210133	12/95	260.396	281.667	242.125	243.319	223.965
Lamb/mutton, fresh or frozen, not canned or made into sausage, made in slaughtering plants.....	02	2103		326.844	334.051	338.092	321.525	294.927
Lamb/mutton, fresh or frozen, not canned or made into sausage, made in slaughtering plants.....	02	210321	12/88	261.430	267.195	270.427	257.175	235.901
Pork products, fresh, frozen, or processed, except sausage.....	02	2104		184.712	180.473	177.559	171.042	166.718
Pork, fresh/frozen, unprocessed, all cuts, except sausage, made in slaughtering plants.....	02	210444	06/01	131.329	125.611	121.844	116.051	112.286
Pork, processed or cured, not canned or made into sausage.....	02	210447	06/01	176.945	177.661	177.863	173.667	170.745
Pork, processed or cured, not canned or made into sausage, made in slaughtering plants.....	02	2104471	06/08	157.272	158.435	160.085	159.141	156.609
Pork, processed or cured, not canned or made into sausage, mfpc.....	02	2104472	06/08	164.184	164.698	164.466	159.779	157.048
Pork, sweet-pickled, dry-cured, or dry salt, not canned or made into sausage, mfpc.....	02	21044721	09/16	124.835	125.737	126.128	125.659	125.507
Smoked hams and picnics, excluding canned, made from purchased carcasses.....	02	21044722	12/11	122.087	123.979	124.212	123.691	125.663
Smoked slab bacon, made from purchased carcasses.....	02	21044723	09/16	168.122	175.227	175.428	174.035	170.922
Smoked sliced bacon, made from purchased carcasses.....	02	21044724	12/11	160.263	158.903	160.787	150.337	142.985
Other smoked pork, not canned or made into sausage, made from purchased carcasses.....	02	21044725	12/11	113.379	107.133	115.394	115.064	116.891
Boiled ham, barbecue pork, and other cooked pork, excluding canned meats and sausage, mfpc.....	02	21044726	12/11	116.165	116.175	106.419	108.077	106.999
Other meats, fresh, frozen, or canned.....	02	2105		211.137	214.358	212.666	209.188	206.121
Fresh/processed sausage, deli & cooked meats, etc.....	02	210503	06/01	198.791	198.809	197.934	196.107	190.738

See footnotes at end of table.

Table 9. Producer price indexes for commodity and service groupings and individual items, not seasonally adjusted — Continued
 [December 2021, Index base 1982=100, unless otherwise indicated]

Title	Commodity code		Other index base	Unadjusted index ¹				
	Group code	Item code		Aug. 2021	Sept. 2021 ^P	Oct. 2021 ^P	Nov. 2021 ^P	Dec. 2021 ^P
Fresh and processed sausage, deli, and cooked meats, made in slaughtering plants.....	02	2105031	06/08	221.271	217.371	220.236	219.198	209.796
Fresh and processed sausage, deli, and cooked meats, mfpc.....	02	2105032	06/08	169.847	170.894	169.136	167.312	163.628
Fresh sausage (pork sausage, breakfast links, etc.), excluding canned, mfpc.....	02	21050321	12/11	153.824	151.673	143.137	138.536	138.088
Dry or semidry sausage (salami, cervelat, pepperoni, summer sausage, pork roll, etc), mfpc.....	02	21050322	12/11	134.770	142.809	145.547	142.862	138.844
Frankfurters, including wieners, excluding canned, made from purchased carcasses.....	02	21050323	12/11	130.946	128.019	125.141	125.920	122.964
Other sausage (smoked or cooked) & jellied goods & similar preparations, excluding canned, mfpc.....	02	21050324	12/11	133.095	129.139	130.776	133.146	128.603
Boxed meat (beef, pork, lamb, etc.), made from purchased carcasses...	02	210504	06/08	124.957	129.242	133.071	128.144	127.526
Canned meats, excluding dog, cat, and baby food.....	02	210579	12/88	214.534	219.507	221.562	216.523	218.991
Canned meats, excluding dog, cat, and baby food, mfpc.....	02	2105792	06/08	168.516	172.566	174.781	170.102	172.213
Frozen ground meat patties and other processed, frozen, or cooked meats, mfpc.....	02	210586	12/01	161.194	164.487	159.398	157.400	155.575
Processed poultry.....	02	22		190.876	196.279	194.281	188.704	194.016
Young chickens, including bulk, chilled, frozen, whole, and in parts.....	02	2203		209.537	216.836	210.865	204.778	208.592
Young chickens, including bulk, chilled, frozen, whole, and in parts.....	02	220333	12/90	206.999	214.209	208.311	202.298	206.065
Turkeys, including frozen, whole, and in parts.....	02	2206		203.189	206.419	206.446	209.998	212.415
Turkeys, including frozen, whole, and in parts.....	02	220611	12/90	201.678	204.883	204.911	208.436	210.835
Canned, cooked, smoked or prepared poultry.....	02	2208		160.821	164.680	167.077	158.850	167.409
Canned, cooked, smoked or prepared poultry.....	02	220811	12/90	132.151	135.323	137.292	130.532	137.565
Chicken hens and other poultry/small game.....	02	2209	12/90	95.119	95.864	96.040	96.937	96.814
Other poultry/small game (duck, goose, rabbit, etc.).....	02	220911	12/90	239.893	244.223	245.252	248.461	247.743
Unprocessed and prepared seafood.....	02	23		440.783	442.748	468.138	474.702	479.637
Unprocessed finfish.....	02	2301		1,015.780	982.710	1,160.019	1,178.315	1,222.928
Haddock.....	02	230101		271.385	262.088	228.716	290.979	308.698
Halibut.....	02	230102		829.503	1,002.350	1,100.140	1,210.154	1,515.749
Salmon.....	02	230103		382.565	-	-	-	-
Flounder.....	02	230131	12/91	211.394	165.717	149.464	257.029	267.218
Cod.....	02	230132	12/91	89.192	88.200	88.968	100.730	104.146
Pollock.....	02	230133	12/91	275.497	263.741	330.174	264.659	286.198
Tuna.....	02	230136	01/16	106.670	80.367	85.922	90.405	79.571
Other finfish.....	02	230199	12/91	1,174.339	1,165.967	1,392.608	1,473.980	1,494.786
Canned seafood (including soups, stews, and chowders).....	02	2304		222.214	224.437	224.907	232.546	232.634
Canned seafood (including soups, stews, and chowders).....	02	230429	12/84	251.838	254.357	254.890	263.547	263.647
Unprocessed shellfish.....	02	2305	12/91	274.556	287.778	281.620	291.044	285.462
Shrimp.....	02	230501	12/91	125.502	122.668	120.150	120.150	121.036
Crabs.....	02	230502	12/91	431.790	485.938	412.842	-	-
Lobsters.....	02	230503	12/91	242.167	244.399	264.957	260.622	234.785
Clams.....	02	230504	12/91	244.176	247.429	255.245	258.253	274.654
Oysters.....	02	230505	01/16	112.444	116.381	115.008	115.008	115.008
Sea scallops.....	02	230506	01/16	106.099	109.373	118.201	135.004	139.101
Mussels.....	02	230507	01/16	110.345	110.345	110.345	113.793	113.793
Prepared fresh and frozen seafood.....	02	2306	12/11	119.852	120.751	124.492	124.671	125.472
Prepared fresh fish/seafood, inc. surimi/surimi-based products.....	02	230601	12/11	122.814	123.780	127.416	128.696	129.598
Prepared frozen fish.....	02	230602	12/11	109.107	109.729	110.799	111.358	111.466
Prepared frozen shellfish.....	02	230603	12/11	145.496	146.472	156.409	154.950	156.804
Other prepared fresh and frozen seafood.....	02	230604	12/11	98.480	100.049	100.049	100.248	100.997
Dairy products.....	02	3		206.299	207.330	209.871	212.156	216.420
Fluid milk products.....	02	31		242.908	242.479	244.733	250.575	257.387
Packaged fluid milk and related products.....	02	3103	12/82	251.823	250.978	253.218	260.278	266.906
Fluid whole milk.....	02	310301		233.637	232.628	235.477	241.869	248.779
Reduced fat and lowfat milk (1/2-2).....	02	310302	12/82	268.264	267.922	270.309	279.230	285.502
Fat free or skim milk.....	02	310303	12/82	276.302	276.113	278.068	287.886	293.142
Other fluid milk related products, packaged, incl. cartons, bottles, cans, and dispenser cans.....	02	310304	12/82	248.133	246.095	246.904	249.752	257.667
Cottage cheese.....	02	3104	12/82	267.776	267.915	271.481	277.560	283.532
Cottage cheese.....	02	310401	12/82	267.776	267.915	271.481	277.560	283.532
Other milk products.....	02	3105	12/82	207.999	208.126	209.133	210.310	213.096
Other milk products.....	02	310501	12/82	207.999	208.126	209.133	210.310	213.096
Yogurt, excluding frozen.....	02	3105011	12/11	104.424	104.425	104.848	105.014	105.819
Other packaged milk products.....	02	3105012	12/11	122.822	123.074	123.899	125.794	129.115
Bulk fluid milk and cream.....	02	3106	12/91	173.356	173.282	175.966	182.205	191.436
Bulk fluid milk and cream.....	02	310601	12/91	173.356	173.282	175.966	182.205	191.436
Butter.....	02	32		120.862	128.502	125.765	140.176	145.294
Butter.....	02	3201		120.862	128.502	125.765	140.176	145.294
Butter.....	02	320114	06/84	120.626	128.251	125.519	139.902	145.010

See footnotes at end of table.

Table 9. Producer price indexes for commodity and service groupings and individual items, not seasonally adjusted — Continued
 [December 2021, Index base 1982=100, unless otherwise indicated]

Title	Commodity code		Other index base	Unadjusted index ¹				
	Group code	Item code		Aug. 2021	Sept. 2021 ^P	Oct. 2021 ^P	Nov. 2021 ^P	Dec. 2021 ^P
Natural, processed, and imitation cheese.....	02	33		168.383	169.509	173.425	171.518	175.076
Natural cheese, except cottage cheese.....	02	3302		162.500	162.943	165.359	163.701	166.791
Natural cheese, except cottage cheese.....	02	330212	06/88	178.241	178.727	181.378	179.558	182.948
Natural cheese, except lowfat, shipped in consumer packages or containers (3 lbs or less).....	02	3302121	12/07	123.040	123.009	122.922	122.949	123.075
Natural cheese, except lowfat, shipped in packages or containers (more than 3 lbs) or in bulk.....	02	3302122	12/07	87.173	87.714	90.109	88.471	91.415
Lowfat natural cheese, except cottage cheese, shipped in consumer packages (3 lbs. or less).....	02	3302123	06/10	113.618	113.522	113.673	113.654	113.985
Lowfat natural cheese, except cottage cheese, shipped in packages (more than 3 lbs.) or in bulk.....	02	3302124	06/10	120.347	120.002	124.407	121.485	126.628
Processed cheese and related products.....	02	3303		159.226	163.188	173.164	170.304	175.300
Process cheese and related products.....	02	330312	06/88	169.243	173.453	184.058	181.017	186.328
Process cheese, shipped in consumer packages or containers (3 lbs. or less).....	02	3303121	06/10	113.959	116.547	122.235	119.381	121.159
All other process cheese and related products.....	02	3303122	06/10	116.586	119.705	128.301	126.922	132.179
Process cheese shipped in packages or containers (more than 3 lbs.) or in bulk.....	02	33031221	06/10	120.950	115.396	115.982	121.027	126.679
Cheese food, spread, and other related products.....	02	33031225	12/11	87.833	98.732	113.311	105.976	109.742
Cheese substitutes and imitations.....	02	3304	06/88	254.376	258.372	258.372	258.372	258.372
Cheese substitutes and imitations.....	02	330401	06/88	254.376	258.372	258.372	258.372	258.372
Raw liquid whey.....	02	3307	12/04	240.661	235.525	240.440	244.214	254.072
Raw liquid whey.....	02	330701	12/04	240.661	235.525	240.440	244.214	254.072
Ice cream and frozen desserts.....	02	34		242.151	245.765	246.802	248.535	248.620
Ice cream and frozen desserts.....	02	3402	06/83	238.891	242.456	243.479	245.188	245.272
Ice Cream and frozen desserts.....	02	340201	06/83	238.891	242.456	243.479	245.188	245.272
Ice cream, excl. lowfat and nonfat (incl. custards), shipped in bulk (containers 3 gal or more).....	02	3402011	12/11	119.451	120.029	119.127	120.296	120.420
Ice cream, incl. custards (excl. lowfat and nonfat) shipped in sizes less than 3 gallons.....	02	3402012	12/11	109.953	111.893	112.381	112.648	112.709
Ice cream, including custards (excluding lowfat and nonfat), novelty forms.....	02	3402013	12/11	113.315	115.856	115.019	115.274	115.274
Ice cream, including custards, lowfat and nonfat.....	02	3402014	12/11	104.921	105.402	105.670	106.242	106.242
Other frozen desserts (yogurt, sherbet, water ices, mellorine, frozen pudding, gelato, etc.).....	02	3402015	12/11	119.902	120.889	123.893	126.963	126.984
Dry, condensed, and evaporated milk products.....	02	35		199.654	199.289	200.473	202.898	204.796
Dry milk products, including feed grade.....	02	3502	12/83	187.247	186.435	187.487	189.393	191.106
Dry milk products, including feed grade.....	02	350201	12/83	187.247	186.435	187.487	189.393	191.106
Liquid milk products.....	02	3503	12/83	207.104	208.147	209.188	212.582	214.094
Consumer-type canned milk products.....	02	350301	12/83	251.535	251.901	251.937	254.825	255.479
Bulk liquid milk products, including feed grade.....	02	350303	12/83	141.704	144.974	149.176	155.006	159.396
Ice cream mixes and related products.....	02	3505	06/02	140.411	139.398	141.230	143.059	146.257
Ice cream mixes and related products.....	02	350502	06/02	140.411	139.398	141.230	143.059	146.257
Processed fruits and vegetables.....	02	4		219.461	221.823	223.731	223.499	225.131
Canned fruits and juices.....	02	41		233.041	235.520	237.462	236.409	237.640
Canned fruits, excluding baby foods.....	02	4101		243.161	245.987	248.767	247.566	249.122
Canned fruits, excluding baby foods.....	02	410105	12/87	214.196	216.685	219.134	218.077	219.447
Canned and fresh fruit juices, nectars, and concentrates.....	02	4102		231.860	234.208	235.772	234.774	235.867
Canned and fresh fruit juices, nectars, and concentrates.....	02	410239	12/87	190.865	192.798	194.086	193.264	194.163
Frozen fruits, juices and ades.....	02	42		223.213	227.191	235.531	238.063	238.748
Frozen fruits.....	02	4202		291.070	300.596	320.566	323.313	323.015
Frozen fruits.....	02	420209	12/90	274.714	283.706	302.554	305.146	304.865
Canned vegetables and juices.....	02	44		187.986	190.795	193.976	193.879	196.180
Canned vegetables and juices.....	02	4401		187.986	190.795	193.976	193.879	196.180
Canned vegetables.....	02	440102	12/87	215.420	219.597	219.263	220.376	221.941
Canned catsup and other tomato based sauces.....	02	440127	12/87	163.306	166.098	169.472	169.034	171.447
Frozen vegetables.....	02	45		220.429	222.257	222.849	223.996	225.153
Frozen potato products (French-fried, patties, puffs, etc.).....	02	4502	12/90	208.748	210.005	210.858	211.544	211.197
Frozen potato products (French-fried, patties, puffs, etc.).....	02	450202		262.907	264.490	265.565	266.428	265.991
Frozen vegetables, other than potato products.....	02	4505	12/90	164.057	165.894	166.041	167.297	169.607
Frozen vegetables, other than potato products.....	02	450509	06/97	161.116	162.920	163.064	164.297	166.566
Dried and dehydrated food.....	02	48	12/03	182.786	183.581	182.076	180.125	181.497
Dried and dehydrated food.....	02	4801	12/03	182.786	183.581	182.076	180.125	181.497
Dried and dehydrated food.....	02	480101	12/03	182.786	183.581	182.076	180.125	181.497
Dried and dehydrated fruits and vegetables incl. freeze-dried.....	02	48010102	12/11	121.318	122.144	121.056	119.645	120.637
Sugar and confectionery.....	02	5		226.450	229.709	231.356	230.066	231.337
Raw cane sugar and sugar cane mill products and byproducts.....	02	52		177.106	176.931	185.757	187.115	189.851
Raw cane sugar and sugarcane mill products and byproducts.....	02	5201		177.106	176.931	185.757	187.115	189.851

See footnotes at end of table.

Table 9. Producer price indexes for commodity and service groupings and individual items, not seasonally adjusted — Continued

[December 2021, Index base 1982=100, unless otherwise indicated]

Title	Commodity code		Other index base	Unadjusted index ¹				
	Group code	Item code		Aug. 2021	Sept. 2021 ^P	Oct. 2021 ^P	Nov. 2021 ^P	Dec. 2021 ^P
Raw cane sugar and sugarcane mill products and byproducts.....	02	520106	12/03	163.481	163.319	171.467	172.720	175.245
Refined sugar products and byproducts.....	02	53		193.042	193.658	194.216	194.725	198.595
Refined sugar products and byproducts.....	02	5307	12/02	160.731	161.243	161.708	162.132	165.354
Refined granulated cane sugar and byproducts.....	02	530701	12/02	184.869	185.309	185.158	186.797	188.191
Beet sugar.....	02	530702	12/02	143.153	143.718	144.629	144.173	148.716
Confectionery materials.....	02	54		186.510	195.376	196.079	183.765	185.152
Confectionery materials.....	02	5401		186.510	195.376	196.079	183.765	185.152
Other chocolate and cocoa products, made from cacao beans.....	02	540105	06/83	240.692	242.035	237.616	243.380	238.599
Corn sweeteners, made by wet milling.....	02	540107	06/85	205.782	219.128	218.360	197.809	201.247
Confectionery end products.....	02	55		276.916	279.016	280.764	283.718	283.947
Candy and nuts.....	02	5503	06/83	249.185	251.196	252.595	254.540	254.760
Chocolate and chocolate-type confectionery products.....	02	550301	06/83	242.257	243.220	246.177	247.916	248.695
Chocolate/chocolate-type confectionery prods, cacao beans.....	02	5503011	12/11	120.765	121.170	121.170	121.170	121.170
Chocolate/confectionery products, made from purchased chocolate, not retailed.....	02	5503012	12/11	103.950	103.954	105.583	106.524	106.945
Chocolate/confectionery products, made from purchased chocolate, retailed.....	02	5503013	12/11	122.679	130.009	129.551	129.551	129.551
Nonchocolate-type confectionery products.....	02	550302	06/83	232.703	235.488	237.109	239.728	240.693
Nonchocolate-type confectioneries, made and packaged for shipment.....	02	5503021	12/11	110.617	111.965	112.750	114.017	114.484
Nuts and seeds (salted, roasted, cooked or blanched).....	02	550304	06/91	193.509	195.556	194.816	195.983	194.971
Nuts (salted, roasted, cooked, or blanched), sold in bulk.....	02	5503041	06/08	121.838	125.558	124.180	126.127	123.939
Canned nuts (salted, roasted, cooked, or blanched).....	02	5503042	06/08	127.701	127.702	127.696	127.682	127.706
All other packaged nuts, including all types of seeds (salted, roasted, cooked, or blanched).....	02	5503043	06/08	175.146	175.108	175.167	175.377	175.815
Other confectionery-type products.....	02	550305	06/91	187.674	187.841	188.834	189.888	192.811
Beverages and beverage materials.....	02	6		214.298	216.820	218.800	219.466	220.390
Alcoholic beverages.....	02	61		200.966	200.572	202.145	202.332	203.619
Malt beverages.....	02	6101		215.491	213.823	215.270	215.665	215.293
Bottled beer and ale.....	02	610101		188.607	188.648	188.508	188.414	188.261
Canned beer and ale.....	02	610103		223.359	219.931	222.991	223.921	223.319
Beer and ale in barrels and kegs.....	02	610105	06/82	301.829	302.001	301.900	301.525	301.432
All other malt beverages and brewing products.....	02	610108	12/03	101.160	100.976	101.111	101.184	101.127
Distilled and bottled liquor, excluding brandy.....	02	6102		184.915	184.307	184.387	184.771	190.686
Distilled liquor, excluding brandy.....	02	610202	12/11	92.868	92.178	92.268	92.704	96.045
Distilled whiskey, all other distilled liquor, excluding brandy.....	02	6102022	12/11	114.280	114.632	114.632	114.176	114.176
Distillers' dried grains (dark and light) and dried solubles.....	02	6102023	12/11	69.051	68.008	68.124	68.886	73.187
Bottled liquor, excluding brandy.....	02	610204	12/11	101.862	101.862	101.862	101.862	104.798
Bottled whiskey.....	02	6102041	06/12	102.983	102.983	102.983	102.983	109.163
Bottled gin, vodka, rum, cordials, cocktails, and similar compounds.....	02	6102042	06/12	99.677	99.677	99.677	99.677	99.677
Wines, brandy, and brandy spirits.....	02	6104	12/83	183.154	185.056	188.060	187.726	187.728
Wines, brandy, and brandy spirits.....	02	610441	06/06	116.809	118.022	119.937	119.725	119.726
Wines, white, red & rose grape, and other fruit, 14 percent or less alcohol.....	02	6104411	12/11	106.465	106.822	109.232	109.230	109.232
Wines, white grape, 14 percent or less alcohol content.....	02	61044111	12/11	103.294	103.323	108.723	108.550	108.553
Wines, red grape, 14 percent or less alcohol content.....	02	61044112	12/11	106.270	106.921	106.921	107.080	107.080
Wines, rose grape & other fruits & berries, 14 percent or less alcohol.....	02	61044113	12/11	137.411	137.885	137.885	137.885	137.885
Wines, dessert, effervescent, and wine coolers.....	02	6104412	12/11	121.826	121.826	121.826	118.397	118.397
Wines, effervescent, including sparkling (carbonated), wine coolers.....	02	61044122	12/11	123.790	123.790	123.790	119.510	119.510
Other wines, brandy, and brandy spirits.....	02	6104413	12/11	115.833	120.201	120.201	120.201	120.201
Soft drinks.....	02	62		225.638	232.745	235.334	236.137	236.660
Soft drinks, non-carbonated and bottled water.....	02	6206		196.338	204.104	207.268	207.855	208.380
Bottled water, non-carb, processed or pasteurized.....	02	620608	12/03	94.434	94.624	96.812	97.207	97.025
Soft drinks, non-carbonated.....	02	620609		214.711	226.982	229.732	230.253	231.291
Soft drinks, non-carbonated, all other types.....	02	6206093	12/07	111.718	112.800	113.418	114.618	114.894
Soft drinks, non-carbonated, fruit drinks, cocktails, ades.....	02	6206094	12/11	109.754	121.456	123.694	123.010	123.811
Soft drinks, bottle/can, carbonated, all types.....	02	6210	12/11	131.366	134.702	135.747	136.271	136.541
Soft drinks, bottle/can, carbonated, all types.....	02	621001	12/11	131.366	134.702	135.747	136.271	136.541
Packaged beverage materials.....	02	63		195.287	195.963	196.367	197.135	197.512
Coffee (whole bean, ground, & instant).....	02	6301		197.911	198.722	199.194	200.087	200.499
Coffee, concentrated, including coffee substitutes.....	02	630103		171.778	173.174	173.174	173.174	173.174
Roasted coffee.....	02	630104	06/88	173.641	174.301	174.746	175.588	175.976
Tea in consumer packages, exc. canned ice tea.....	02	6303		178.069	177.914	177.888	177.888	178.042
Tea in consumer packages, exc. canned ice tea.....	02	630313	12/85	150.995	150.863	150.840	150.840	150.972
Other beverage materials.....	02	64		264.857	264.833	269.753	275.019	276.228
Other beverage materials.....	02	6401		264.857	264.833	269.753	275.019	276.228
Malt and malt byproducts.....	02	640101		138.222	138.164	138.195	138.323	137.802

See footnotes at end of table.

Table 9. Producer price indexes for commodity and service groupings and individual items, not seasonally adjusted — Continued
 [December 2021, Index base 1982=100, unless otherwise indicated]

Title	Commodity code		Other index base	Unadjusted index ¹				
	Group code	Item code		Aug. 2021	Sept. 2021 ^P	Oct. 2021 ^P	Nov. 2021 ^P	Dec. 2021 ^P
Liquid beverage bases, excluding use by soft drink bottlers.	02	640109	12/85	260.755	260.755	260.755	288.160	295.640
Fats and oils.	02	7		364.013	365.124	373.682	380.639	371.624
Shortening, cooking oil, and margarine.	02	78		347.574	345.179	359.670	362.902	347.692
Shortening, cooking oil, and margarine.	02	7801		347.574	345.179	359.670	362.902	347.692
Margarine, butter blends, and butter substitutes.	02	780109		326.721	327.252	332.069	335.963	336.462
Shortening and cooking oils.	02	780115	12/11	116.252	115.350	120.515	121.565	115.942
Other oilseed processing.	02	7A	12/04	326.886	327.373	323.191	341.629	356.043
Other oilseed processing.	02	7A01	12/04	326.886	327.373	323.191	341.629	356.043
Cotton linters.	02	7A0104	12/11	27.159	29.394	29.878	30.414	35.835
Cottonseed cake, meal, hulls, and other byproducts.	02	7A0105	12/11	96.607	96.008	98.224	100.564	103.991
Cottonseed cake and meal.	02	7A01051	12/11	96.590	95.064	98.155	101.529	106.171
Other crude and refined vegetable oils and other vegetable mill products.	02	7A0106	12/11	174.990	174.919	171.176	183.138	190.847
Other crude vegetable oils, including linseed, peanut, sunflower, safflower, etc.	02	7A01061	12/11	209.881	211.729	206.211	225.706	237.730
Other vegetable oil mill products, including all oil seed cake and meal.	02	7A01063	12/11	111.687	110.602	109.722	108.738	108.038
Corn oil, crude and refined.	02	7B	01/16	204.781	224.960	204.378	217.761	226.152
Corn oil, made by wet milling.	02	7B01	01/16	204.781	224.960	204.378	217.761	226.152
Corn oil, made by wet milling.	02	7B0101	01/16	204.781	224.960	204.378	217.761	226.152
Miscellaneous processed foods.	02	8		240.342	241.187	243.614	245.708	246.959
Canned jams, jellies, and preserves.	02	81		202.610	202.558	202.676	220.535	220.549
Canned jams, jellies, and preserves.	02	8101		202.610	202.558	202.676	220.535	220.549
Canned jams, jellies, and preserves.	02	810102	12/87	179.327	179.281	179.385	195.193	195.205
Pickles and other pickled products, including horseradish.	02	82		253.721	253.786	254.091	254.091	273.446
Pickles and other pickled products.	02	8201		253.721	253.786	254.091	254.091	273.446
Pickles and other pickled products, including horseradish.	02	820106	12/86	226.772	226.830	227.102	227.102	244.402
Processed eggs, liquid, dried, or frozen.	02	83		128.478	133.308	133.921	137.977	138.753
Processed eggs (dried, frozen, or liquid).	02	8301		128.478	133.308	133.921	137.977	138.753
Processed eggs (dried, frozen, liquid, whole, etc.).	02	830111	12/90	105.727	109.702	110.207	113.545	114.183
Specialty canning.	02	84		255.579	256.351	257.726	257.293	259.969
Specialty canning.	02	8401		255.579	256.351	257.726	257.293	259.969
Canned dry beans.	02	840102	12/82	175.363	175.760	176.453	177.296	178.220
Canned soups and stews, excluding frozen and seafood.	02	840104	12/82	344.407	344.036	346.146	344.491	348.987
Canned baby foods and other canned specialties/nationality foods.	02	840105	06/08	116.454	118.972	119.462	119.738	120.531
Frozen specialty food.	02	85		191.245	190.347	191.012	191.622	192.542
Frozen specialty food.	02	8501		191.245	190.347	191.012	191.622	192.542
Frozen cakes, pies, and other pastries.	02	850109	12/82	284.387	287.279	288.461	287.159	288.860
Frozen dinners (beef, pork, and poultry pies) and nationality foods, incl. frozen pizza.	02	850111	12/82	158.602	155.901	157.145	158.155	159.008
Other frozen specialties, incl. all whipped topping, waffles, soups, etc., excluding seafood.	02	850113	12/82	203.288	208.615	204.877	205.376	205.376
Prepared sauces, except tomato.	02	86		202.302	202.913	203.637	205.219	205.219
Prepared sauces, excluding tomato-based sauces and sauces comprised of 20 percent or more meat.	02	8601		202.302	202.913	203.637	205.219	205.219
Prepared sauces, excluding tomato-based sauces and sauces comprised of 20 percent or more meat.	02	860103	12/86	167.780	168.287	168.887	170.199	170.199
Other miscellaneous processed foods.	02	89		266.063	267.408	270.969	273.631	274.511
Other miscellaneous processed foods.	02	8901		266.063	267.408	270.969	273.631	274.511
Mayonnaise, salad dressings, and sandwich spreads.	02	890102	12/86	251.558	256.016	259.466	259.174	259.174
Dry mix food preparations.	02	890148	06/91	146.024	146.024	146.358	146.491	147.800
Perishable non-frozen prepared food, including tortillas.	02	890149	06/91	168.208	169.637	169.238	173.140	172.566
Perishable prepared foods.	02	8901492	12/07	121.268	122.269	121.796	125.198	124.986
Flavoring extracts, emulsions, liquid flavors, and food colorings.	02	890151	12/85	337.687	338.724	338.818	339.146	339.146
Other flavoring agents, except chocolate syrup.	02	890154	12/00	139.472	141.561	138.271	139.748	138.379
Soft drink flavoring syrup, sold in bulk.	02	89015411	12/11	138.228	138.228	138.826	138.826	138.826
Other flavoring agents (except chocolate syrups).	02	89015412	12/11	115.201	115.201	115.461	115.461	115.461
Table salt (evaporated), pepper (white and black), and other spices.	02	890156	06/91	267.786	261.081	269.886	271.940	267.094
Pepper and other spices in commercial sizes (1 lb or more).	02	8901566	05/17	110.196	101.709	108.822	111.423	113.476
Peanut butter.	02	890158	06/91	147.497	141.346	142.893	148.518	149.736
Ice.	02	890161	12/85	218.567	218.810	219.129	221.499	221.499
Dairy product substitutes.	02	890162	06/92	173.900	174.410	177.751	180.703	180.717
Dry, condensed, and evaporated dairy product substitutes.	02	8901621	12/09	111.746	111.746	111.767	115.302	115.320
Liquid dairy product substitutes.	02	8901622	12/09	119.409	120.122	124.762	124.981	124.981
Chips (potato, corn, etc.).	02	890172	12/85	225.112	226.617	235.923	237.748	237.829
Potato chips and sticks, plain and flavored.	02	8901721	12/07	127.140	128.280	131.322	131.322	131.235
Corn chips and related products.	02	8901722	12/07	149.786	151.851	163.378	166.344	166.385

See footnotes at end of table.

Table 9. Producer price indexes for commodity and service groupings and individual items, not seasonally adjusted — Continued

[December 2021, Index base 1982=100, unless otherwise indicated]

Title	Commodity code		Other index base	Unadjusted index ¹				
	Group code	Item code		Aug. 2021	Sept. 2021 ^P	Oct. 2021 ^P	Nov. 2021 ^P	Dec. 2021 ^P
Other chips, sticks (hard pretzels, bacon rinds, popcorn (except candied), etc.).....	02	8901723	12/07	147.527	146.831	150.142	150.893	151.163
Vinegar and cider.....	02	890174	12/85	180.287	179.735	179.735	179.735	179.735
Other food preparations.....	02	890175	12/85	254.275	253.225	251.732	252.267	275.017
Prepared animal feeds.....	02	9		227.478	226.468	222.692	222.927	223.804
Soybean cake, meal, and other byproducts.....	02	92		139.323	137.689	136.415	136.600	137.551
Soybean cake, meal, and byproducts.....	02	9201		139.323	137.689	136.415	136.600	137.551
Soybean cake, meal, and byproducts.....	02	920112	12/04	169.939	167.946	166.392	166.618	167.778
Soybean cake and meal.....	02	9201121	12/09	94.312	93.572	91.890	91.984	93.473
Other soybean products, including isolates and concentrates.....	02	9201122	12/09	156.196	146.950	162.125	162.983	146.909
Formula feeds.....	02	93		256.849	255.757	254.065	257.241	261.992
Formula feeds.....	02	9301		256.849	255.757	254.065	257.241	261.992
Chicken and turkey feed, supplements, concentrates, and premixes.....	02	930102	12/86	260.700	254.661	247.260	248.398	252.919
Dairy cattle feed, supplements, concentrates, and premixes.....	02	930110	12/11	113.374	111.869	113.770	115.226	117.030
Swine feed, supplements, concentrates, and premixes.....	02	930115	12/11	131.659	135.764	137.022	140.499	144.964
Beef cattle feed, supplements, concentrates, and premixes.....	02	930117	12/11	114.378	117.539	117.570	119.038	120.932
Poultry, exc. chicken and turkey, and livestock, exc. cattle and swine, feed.....	02	930118	12/86	309.949	313.133	314.534	322.387	324.619
Miscellaneous feedstuffs.....	02	94		298.962	298.412	290.463	288.304	285.976
Pet food.....	02	9402		292.995	293.436	293.797	294.272	295.845
Dog and cat food.....	02	940202	12/85	251.645	251.644	251.673	251.975	252.922
Dog food.....	02	9402021	12/10	129.715	129.714	129.735	129.898	130.435
Canned dog food.....	02	94020211	12/10	130.410	130.410	130.410	130.410	130.410
Dry and semi moist dog food.....	02	94020214	12/11	124.319	124.317	124.345	124.564	125.284
Cat food.....	02	9402022	12/10	128.944	128.944	128.944	129.078	129.433
Canned cat food.....	02	94020224	12/11	132.592	132.592	132.592	132.592	132.592
Dry and semi moist cat food.....	02	94020225	12/10	122.067	122.067	122.067	122.396	123.269
Pet (excluding dog and cat), laboratory, and fur animal feed.....	02	940203	12/85	240.855	244.402	247.046	248.325	252.998
Miscellaneous feedstuffs other than pet food.....	02	9403		295.818	293.690	272.643	266.318	257.782
Meat meal and meat and bone meal.....	02	940301		218.701	182.737	152.005	119.002	110.539
Wet process corn byproducts.....	02	940317	06/85	175.597	170.110	165.434	163.607	156.476
Other animal feeds, including fertilizer byproducts and feather.....	02	940325	12/97	201.451	195.296	189.634	188.030	195.813
Animal and marine feed and fertilizer byproducts, except meat and bone meal.....	02	9403252	06/09	103.326	99.290	94.242	92.990	99.620
Other prepared animal feeds, including feeding materials and adjuncts.....	02	9403253	06/09	121.527	118.755	117.630	117.121	118.997
Miscellaneous byproducts of slaughtering plants.....	02	940333	06/01	563.974	607.676	541.553	541.334	503.562
Textile products and apparel.....	03	—		165.203	166.974	169.777	171.402	172.809
Synthetic fibers.....	03	1		150.544	152.142	154.785	155.271	154.840
Unprocessed filament yarns.....	03	15		155.993	157.649	160.387	160.891	160.444
Noncellulosic fibers.....	03	1502		142.219	143.729	146.225	146.684	146.277
Noncellulosic organic fibers.....	03	150241	06/05	128.192	130.003	132.997	133.548	133.060
Polyester manufactured fibers.....	03	1502411	06/11	101.839	102.327	111.334	112.063	108.276
Other noncellulosic organic fibers, incl. polyamide, polyolefin, and producer-textured.....	03	1502412	06/11	121.375	123.377	124.207	124.640	125.206
Processed yarns and threads.....	03	2		160.821	163.594	169.647	175.467	176.155
Yarns.....	03	26		154.781	157.521	163.501	169.251	169.931
Spun cotton yarns.....	03	2601		128.591	133.271	145.775	156.398	157.473
Carded cotton spun yarns.....	03	260113	12/00	140.169	145.271	158.901	170.480	171.652
Spun synthetic yarns.....	03	2603		174.496	176.018	180.226	184.841	186.932
Spun synthetic yarns.....	03	260304	12/94	156.407	157.770	161.543	165.679	167.553
Textured and twisted yarns.....	03	2604	12/88	160.453	162.007	162.580	164.320	164.320
Textured/cripped/bulked filament yarns, incl. stretch yarn, made from purchased filament yarn.....	03	260403	12/96	137.860	139.386	139.890	141.136	141.136
Other spun noncellulosic and natural fiber (excluding cotton and wool) yarns.....	03	2607	06/08	127.529	128.469	131.245	133.968	133.968
Other spun noncellulosic and natural fiber (excluding cotton and wool) yarns.....	03	260701	06/08	127.529	128.469	131.245	133.968	133.968
Thread.....	03	27		277.768	277.768	277.768	277.768	277.768
Thread.....	03	2705	12/00	169.503	169.503	169.503	169.503	169.503
Thread.....	03	270501	12/00	169.503	169.503	169.503	169.503	169.503
Greige fabrics.....	03	3		150.028	151.228	152.504	155.169	156.181
Greige broadwoven fabrics.....	03	37		151.269	152.943	153.108	154.569	155.895
Greige manmade, silk, and other natural fiber (exc cotton/wool) broadwoven fabrics.....	03	3703		149.231	151.384	152.808	154.188	155.391
Greige manmade, silk, and other natural fiber (exc cotton/wool) broadwoven fabrics.....	03	370304	12/94	131.130	133.022	134.273	135.486	136.543

See footnotes at end of table.

Table 9. Producer price indexes for commodity and service groupings and individual items, not seasonally adjusted — Continued

[December 2021, Index base 1982=100, unless otherwise indicated]

Title	Commodity code		Other index base	Unadjusted index ¹				
	Group code	Item code		Aug. 2021	Sept. 2021 ^P	Oct. 2021 ^P	Nov. 2021 ^P	Dec. 2021 ^P
Greige knit fabrics.	03	38		173.666	175.583	177.128	179.107	179.299
Weft (circular) knit fabrics, greige goods (excluding hosiery).	03	3803		168.124	168.344	168.610	169.962	169.962
Weft (circular) knit fabrics, greige goods (excluding hosiery).	03	380301		168.124	168.344	168.610	169.962	169.962
Warp knit fabrics, greige goods (excluding hosiery).	03	3804		175.991	181.042	184.948	188.025	188.574
Warp knit fabrics, greige goods (excluding hosiery).	03	380401		175.991	181.042	184.948	188.025	188.574
Tire cord and tire fabric.	03	39	06/84	—	—	139.575	144.892	145.466
Finished fabrics.	03	4		180.356	182.847	185.556	186.731	188.308
Finished broadwoven fabrics.	03	42		211.241	216.685	221.903	222.036	223.059
Finished cotton broadwoven fabrics.	03	4201		167.668	167.668	178.637	178.603	179.202
Finished cotton broadwoven fabrics.	03	420104	12/94	148.467	148.467	158.179	158.150	158.680
Finished manmade, silk, and other natural fiber (exc. cotton and wool) broadwoven fabrics.	03	4203		234.567	242.541	245.677	245.885	246.591
Finished manmade, silk, and other natural fiber (exc. cotton and wool) broadwoven fabrics.	03	420306	12/94	193.119	199.684	202.266	202.437	203.018
Finished manmade, silk, & natural fiber (exc cotton/wool) broadwoven, finished in weaving mills.	03	4203061	06/10	—	—	114.499	114.801	115.773
Finished manmade fiber, silk and other natural fiber broadwoven fabrics, finishing mill.	03	4203062	06/10	—	—	206.475	206.475	206.517
Woven and braided narrow fabrics.	03	44		218.957	223.966	225.105	225.455	227.514
Woven and braided narrow fabrics.	03	4402	06/84	218.958	223.967	225.105	225.455	227.515
Woven narrow fabrics (12 inches or less in width).	03	440204	12/89	193.319	196.585	196.931	197.398	197.868
Braided narrow fabrics (12 inches or less in width).	03	440205	12/08	178.092	184.253	186.369	186.369	190.478
Nonwoven fabrics and felts.	03	45		188.289	189.796	191.967	192.762	193.926
Nonwoven fabrics and felts.	03	4503		188.289	189.796	191.967	192.762	193.926
Nonwoven fabrics.	03	450321		187.628	188.993	191.243	191.703	192.909
Pressed, punched, or needled felts, excluding hats.	03	450333	12/01	120.621	123.377	123.635	128.542	128.671
Coated fabrics, not rubberized.	03	46	06/85	217.353	218.811	220.712	219.177	224.079
Coated fabrics, not rubberized.	03	4601	06/85	217.353	218.811	220.712	219.177	224.079
Vinyl coated fabrics, including expanded vinyl coated.	03	460102	06/85	218.945	224.053	225.204	226.077	225.597
Coated or laminated fabrics and coated yarns, incl. impregnated fabrics.	03	460103	06/85	220.383	220.529	222.736	220.293	227.249
Screen printed textile materials, embroideries, and lace goods.	03	47	06/85	190.435	192.823	195.392	199.428	200.950
Screen printed textile and apparel materials and embroideries.	03	4701	06/85	190.789	193.195	195.784	199.850	201.375
Embroideries (excluding Schiffl machine products) and embroidery contractors.	03	470103	12/11	118.215	119.857	120.826	121.388	122.204
Screen printing on garments, apparel accessories, and other fabric articles, excluding labels.	03	470108	12/85	188.116	190.463	193.321	198.212	199.794
Knit fabrics, finished in knitting mills.	03	48	12/03	134.683	137.214	141.882	142.923	144.793
Weft (circular) knit fabrics, knit and finished in the same establishment (excluding hosiery).	03	4801	12/03	149.617	154.719	163.938	166.202	166.202
Weft (circular) knit fabrics, knit and finished in the same establishment (excluding hosiery).	03	480101	12/03	149.617	154.719	163.938	166.202	166.202
Warp knit goods, knit and finished in the same establishment.	03	4802	12/03	121.917	122.591	123.944	124.098	127.271
Warp knit goods, knit and finished in the same establishment.	03	480201	12/03	121.917	122.591	123.944	124.098	127.271
Warp knit fabrics, knit and finished in same establishment.	03	4802011	06/08	136.294	137.052	138.596	138.596	142.216
Apparel & other fabricated textile prods.	03	8		161.580	162.355	163.630	164.078	166.635
Apparel.	03	81		146.984	147.213	147.609	148.119	148.521
Miscellaneous apparel and accessories.	03	8104	12/83	201.707	202.085	202.345	202.485	204.696
Men's and boys' fabric, straw, and felt hats, made from purchased materials.	03	810414	12/09	146.227	149.089	150.625	150.625	152.383
Hat bodies and fabric caps, made from purchased materials.	03	810416	12/09	165.993	165.993	165.993	165.993	183.319
Gloves and mittens, made from purchased materials.	03	810424	12/11	134.556	134.556	134.756	134.756	134.756
Leather and sheep-lined apparel, made from purchased materials.	03	810428	12/03	177.908	180.042	180.042	180.498	180.498
Apparel and accessories, n.e.c.	03	810441	12/85	170.327	170.316	170.423	170.563	170.563
All other cut and sew apparel, made from purchased materials.	03	8104411	06/09	119.950	119.939	119.939	120.080	120.080
Team sport uniforms, men's and boys', made from purchased fabrics.	03	81044111	12/11	123.423	123.357	123.357	123.357	123.357
Vestments and costumes, made from purchased materials.	03	81044115	12/11	114.064	114.064	114.064	114.251	114.251
Fabricated apparel accessories.	03	8104412	06/09	125.864	125.864	126.127	126.127	126.127
All other apparel accessories, made from purchased materials.	03	81044125	12/11	119.991	119.991	119.991	119.991	119.991
Women's, girls', and infants' cut and sew apparel.	03	8106	12/03	106.822	106.769	107.344	108.071	108.079
Women's and girls' knit shirts and blouses, made from purchased fabrics.	03	810601	12/03	122.856	122.856	125.053	125.053	125.053
Women's and girls' woven shirts and blouses, made from purchased fabrics.	03	810602	12/03	118.858	118.951	118.951	118.951	118.951
Women's and girls' dresses, made from purchased fabrics.	03	810611	12/03	102.943	102.943	102.943	102.943	102.943
Women's and girls' skirts, made from purchased fabrics.	03	810623		123.576	123.576	123.576	123.576	123.576
Women's and girls' slacks, jeans, & jean-cut casual slacks (exc sweatpants), mfp.	03	810631	12/03	75.326	75.326	75.326	75.326	75.326

See footnotes at end of table.

Table 9. Producer price indexes for commodity and service groupings and individual items, not seasonally adjusted — Continued
 [December 2021, Index base 1982=100, unless otherwise indicated]

Title	Commodity code		Other index base	Unadjusted index ¹				
	Group code	Item code		Aug. 2021	Sept. 2021 ^P	Oct. 2021 ^P	Nov. 2021 ^P	Dec. 2021 ^P
Women's and girls' swimwear, made from purchased fabrics.....	03	810632	12/03	109.543	108.658	109.715	110.200	110.200
Women's and girls' shorts, including tennis skirts, made from purchased fabrics.....	03	810637	12/09	107.095	107.095	107.095	120.465	120.465
Women's and girls' nontailored coats, jackets, vests, and washable service apparel, mfpm.....	03	810639	12/09	87.769	87.769	87.769	87.769	87.769
Women's and girls' underwear, excluding foundation garments, made from purchased fabrics.....	03	810641	12/03	115.971	115.971	115.971	115.971	115.971
Women's and girls' nightwear, excluding robes and dressing gowns, made from purchased fabrics.....	03	810642	12/03	117.542	117.542	117.542	117.542	117.542
Men's and boys' cut and sew apparel.....	03	8107	12/03	120.470	120.915	120.933	121.202	121.394
Men's and boys' work clothing and washable service apparel (excl. work shirts and jeans), mfpm.....	03	810712	12/03	123.501	124.550	124.550	124.550	125.687
Men's and boys' knit dress and sport shirts, made from purchased fabrics.....	03	810721	12/03	141.159	141.159	141.159	143.393	143.393
Men's and boys' woven dress and sport shirts, made from purchased fabrics.....	03	810722	12/03	129.620	131.762	131.762	—	—
Men's and boys' suits, coats, and overcoats.....	03	810735	12/13	105.698	106.068	106.068	106.068	106.068
Men's and boys' tailored suits, including dress uniforms (firefighter, military, police, etc.).....	03	8107352	12/03	114.818	114.818	—	—	—
Men's and boys' tailored overcoats, dress and sport coats, and vests.....	03	8107353	12/08	110.292	111.720	111.720	111.720	111.720
Men's and boys' nontailored coats, jackets, and vests (excl. ski apparel & work jackets).....	03	810741	12/03	113.103	112.944	112.944	114.036	114.145
Men's and boys' heavyweight nontailored coats, jackets, and vests (excl. ski apparel & work).....	03	8107411	12/11	116.536	116.787	116.787	116.787	116.982
Men's and boys' lightweight nontailored coats, jackets, and vests (excl. ski apparel & work).....	03	8107412	12/11	107.849	107.177	107.177	109.628	109.628
Men's and boys' shorts (including dress and athletic) and swimwear, made from purchased fabric.....	03	810742	12/03	102.970	102.970	104.788	104.788	104.788
Men's and boys' sweaters, sweatpants, jogging suits, beachwear (exc. swimwear), & ski apparel.....	03	810743	12/03	121.208	121.208	121.208	121.208	121.208
Men's and boys' nightwear, robes, and underwear, made from purchased fabrics.....	03	810761	12/03	153.078	153.078	153.078	149.474	149.474
Apparel made in knitting mills.....	03	8108	12/03	116.709	117.163	117.243	117.243	117.246
Knit outerwear, underwear, and nightwear, made in knitting mills.....	03	810808	05/16	104.073	104.073	104.327	104.327	104.327
Hosiery and socks.....	03	810831	05/20	101.165	101.711	101.711	101.711	101.715
Textile house furnishings.....	03	82		173.135	172.990	174.910	175.717	175.717
Textile house furnishings.....	03	8203	06/83	186.488	186.332	188.400	189.269	189.269
Curtains and draperies, made from purchased materials.....	03	820304	12/05	135.540	135.002	135.002	135.473	135.473
Other textiles, including towels and bed textiles.....	03	820312	06/05	140.635	140.635	142.616	143.316	143.316
Fabricated textile products, made in weaving mills.....	03	8203121	06/11	103.715	103.715	113.732	113.754	113.754
Other household textile products.....	03	8203122	06/11	126.408	126.408	127.689	128.348	128.348
Bedspreads, made from purchased materials.....	03	82031221	12/11	129.195	129.195	129.195	133.073	133.073
Sheets and pillowcases, made from purchased materials.....	03	82031223	12/11	147.244	147.244	147.244	147.244	147.244
Other household furnishings, made from purchased materials.....	03	82031226	12/11	122.339	122.339	123.790	124.339	124.339
Industrial and other fabricated products.....	03	83		189.289	191.342	193.558	193.783	200.706
Industrial and other fabricated products.....	03	8303		188.549	190.594	192.802	193.026	199.922
Rope, cordage, and twine.....	03	830321	06/12	122.581	124.533	124.986	125.147	124.701
Duffle bags.....	03	830333	06/10	121.674	121.674	121.674	—	—
All other textile bags.....	03	830334	06/10	139.249	138.703	138.703	138.703	138.703
Canvas and related products.....	03	830345	06/03	160.589	161.609	163.405	163.405	167.377
All other fabricated textile products, excluding trimming and findings....	03	830351	12/85	144.423	146.520	148.740	149.046	157.466
All other miscellaneous fabricated textile products.....	03	8303516	09/18	106.298	106.951	109.214	109.533	109.735
Trimming and findings, excluding automobile and apparel.....	03	830361	12/06	172.299	176.522	180.151	180.151	176.954
Miscellaneous textile products/services.....	03	9	06/85	150.524	153.143	160.345	164.491	167.023
Miscellaneous textile products/services.....	03	94	09/18	102.855	104.644	109.566	112.399	114.129
Miscellaneous textile products/services.....	03	9401	09/18	102.855	104.644	109.566	112.399	114.129
Textile and fabric finishing, except broadwoven.....	03	940103	12/01	128.611	131.635	136.167	140.954	143.123
Hides, skins, leather, and related products.....	04	—		192.540	190.574	179.938	171.681	170.610
Hides and skins, incl. cattle.....	04	1		176.955	172.405	145.970	122.063	117.189
Hides and skins, incl. cattle.....	04	19	06/01	81.014	78.931	66.828	55.883	53.652
Hides, skins, and pelts, made in slaughtering plants.....	04	1901	06/01	81.014	78.931	66.828	55.883	53.652
Hides, skins, and pelts, made in slaughtering plants.....	04	190108	06/01	81.014	78.931	66.828	55.883	53.652
Leather.....	04	2		238.458	234.813	216.830	201.795	202.142
Finished and unfinished leather.....	04	27	12/97	130.723	128.725	118.867	110.625	110.815
Finished and unfinished leather.....	04	2701	12/97	130.723	128.725	118.867	110.625	110.815
Finished and unfinished leather.....	04	270102	12/03	109.045	107.379	99.155	92.280	92.438
Footwear.....	04	3		215.945	215.945	216.290	221.954	222.693
Men's nonathletic footwear.....	04	31		243.749	243.749	243.889	252.411	252.411

See footnotes at end of table.

Table 9. Producer price indexes for commodity and service groupings and individual items, not seasonally adjusted — Continued

[December 2021, Index base 1982=100, unless otherwise indicated]

Title	Commodity code		Other index base	Unadjusted index ¹				
	Group code	Item code		Aug. 2021	Sept. 2021 ^P	Oct. 2021 ^P	Nov. 2021 ^P	Dec. 2021 ^P
Men's footwear (size 6 and larger), excluding athletic.	04	3105	12/93	169.983	169.983	170.081	176.024	176.024
Men's footwear (size 6 and larger), excluding athletic.	04	310501	12/93	170.111	170.111	170.209	176.156	176.156
Women's nonathletic footwear.	04	32		179.872	179.872	180.622	182.552	184.565
Women's footwear (size 4 and larger), excluding athletic.	04	3205	12/93	140.628	140.628	141.215	142.724	144.298
Women's footwear (size 4 and larger), excluding athletic.	04	320501	12/93	140.552	140.552	141.138	142.646	144.219
Other footwear including slippers.	04	39	12/02	147.842	147.842	147.842	147.842	—
Other leather and related products.	04	4		201.400	201.416	202.328	202.929	203.723
Luggage and small leather goods.	04	41		184.964	184.991	184.991	185.582	185.636
Luggage and small leather goods.	04	4101		184.964	184.991	184.991	185.582	185.636
Luggage (including suitcases, travel bags, backpacks, and other types).....	04	410112	12/84	137.473	137.473	137.473	138.605	138.605
Women's and children's handbags and purses.	04	410128	06/82	195.813	195.881	195.881	195.881	196.017
Personal leather goods (excluding women's handbags and purses).	04	410132	06/82	188.490	188.490	188.490	188.490	188.490
Leather and leather-like goods, n.e.c.	04	45	06/85	207.399	207.399	209.517	210.080	211.848
Leather and leather-like goods, n.e.c.	04	4501	06/85	207.399	207.399	209.517	210.080	211.848
All other leather goods.	04	450101	06/85	228.791	228.791	231.440	232.139	234.350
Boot and shoe cut stock and findings.	04	4501011	12/11	105.275	105.275	108.437	108.437	108.437
All other miscellaneous leather goods.	04	4501014	12/11	139.920	139.920	141.045	141.555	143.166
Leather belts, made from purchased materials.	04	450111	06/85	169.357	169.357	169.357	169.379	169.379
Fuels and related products and power.	05	—		207.026	212.737	227.356	229.986	216.413
Coal.	05	1		189.565	192.425	192.629	191.576	190.224
Anthracite.	05	11		199.077	199.077	199.077	208.605	217.949
Prepared anthracite shipped.	05	1101		234.643	234.643	234.643	247.951	259.056
Prepared anthracite shipped.	05	110117	12/86	241.671	241.671	241.671	255.377	266.815
Bituminous coal and lignite.	05	12		189.358	192.235	192.440	191.317	189.893
Unprepared bituminous coal and lignite.	05	1208		122.975	119.547	138.298	126.847	—
Unprepared bituminous coal and lignite.	05	12081		122.975	119.547	138.298	126.847	—
Unprepared bituminous coal and lignite from surface mine.	05	120811	06/08	105.250	102.316	118.364	108.564	—
Prepared bituminous coal and lignite.	05	1209	12/01	209.230	214.005	208.621	210.611	209.205
Prepared bituminous coal & lignite, washed by wet-washing, pneumatic, or other.	05	12091	12/01	212.754	221.692	210.464	209.227	213.938
Prepared bituminous coal & lignite surface mine, wet-washing, pneumatic, or other.	05	120911	06/08	107.644	107.555	109.144	108.735	108.735
Prepared bituminous coal & lignite underground mine, wet-washing, pneumatic, or other.	05	120912	06/08	100.183	106.444	97.922	97.243	100.522
Prepared bituminous coal & lignite, mechanically crushed/screened/sized only.	05	12092	12/01	223.273	222.475	225.037	231.869	221.501
Prepared bituminous coal & lignite surface mine, mechanically crushed/screened/sized only.	05	120921	06/08	148.400	150.193	151.718	153.023	146.937
Prepared bituminous coal underground mine, mechanically crushed/screened/sized only.	05	120922	06/08	165.112	155.669	158.240	175.625	164.891
Gas fuels.	05	3		176.073	199.730	246.768	247.911	215.050
Natural gas.	05	31		152.782	172.735	217.139	221.153	194.632
Natural gas.	05	3101		152.782	172.735	217.139	221.153	194.632
Natural gas.	05	310105	06/96	193.637	218.926	275.204	280.291	246.678
Natural gas from the wellhead.	05	3101051	06/09	108.373	122.996	154.045	155.843	137.018
Natural gas from processing facilities.	05	3101052	06/09	104.152	114.543	147.879	157.801	139.811
Liquefied petroleum gas.	05	32		218.951	251.823	288.708	271.931	219.065
Liquefied petroleum gas.	05	3201		218.951	251.823	288.708	271.931	219.065
Isopentane and natural gasoline.	05	320102	06/09	95.731	103.884	117.958	116.024	104.992
Propane.	05	320104		255.253	302.635	344.597	317.947	235.037
Butane.	05	320105		196.741	224.263	254.220	240.333	200.266
Plant condensate, ethane, gas mixtures, and other natural gas liquids.	05	320108	06/09	67.151	77.335	89.564	84.276	68.025
Electric power.	05	4		233.223	232.837	225.423	223.427	223.701
Residential electric power.	05	41	12/90	195.105	194.426	189.817	188.485	189.784
Residential electric power.	05	4121	12/90	195.105	194.426	189.817	188.485	189.784
Residential electric power.	05	412101	12/90	195.105	194.426	189.817	188.485	189.784
Residential electric power, New England.	05	4121011	12/07	148.962	148.962	154.002	154.002	154.002
Residential electric power, Middle Atlantic.	05	4121012	12/07	121.648	122.829	121.588	118.962	124.607
Residential electric power, East North Central.	05	4121013	12/07	155.094	154.778	144.157	144.747	144.200
Residential electric power, West North Central.	05	4121014	12/07	151.005	148.144	132.716	132.646	131.611
Residential electric power, South Atlantic.	05	4121015	12/07	128.524	131.244	125.738	125.379	126.138
Residential electric power, East South Central.	05	4121016	12/07	139.831	139.194	136.331	137.946	140.233
Residential electric power, West South Central.	05	4121017	12/07	131.813	125.732	123.555	119.918	119.380
Residential electric power, Mountain.	05	4121018	12/07	125.275	123.385	123.922	119.925	119.845
Residential electric power, Pacific.	05	4121019	12/07	176.522	176.529	182.184	183.009	183.211

See footnotes at end of table.

Table 9. Producer price indexes for commodity and service groupings and individual items, not seasonally adjusted — Continued

[December 2021, Index base 1982=100, unless otherwise indicated]

Title	Commodity code		Other index base	Unadjusted index ¹				
	Group code	Item code		Aug. 2021	Sept. 2021 ^P	Oct. 2021 ^P	Nov. 2021 ^P	Dec. 2021 ^P
Commercial electric power.....	05	42		221.524	222.849	213.307	210.917	210.079
Commercial electric power.....	05	4221	12/90	193.894	195.053	186.701	184.609	183.876
Commercial electric power.....	05	422101	12/90	193.894	195.053	186.701	184.609	183.876
Commercial electric power, New England.....	05	4221011	12/07	152.360	152.360	151.302	151.302	151.302
Commercial electric power, Middle Atlantic.....	05	4221012	12/07	125.812	126.932	121.748	118.708	129.481
Commercial electric power, East North Central.....	05	4221013	12/07	138.506	139.493	131.317	132.642	131.165
Commercial electric power, West North Central.....	05	4221014	12/07	148.945	144.447	133.439	132.996	129.758
Commercial electric power, South Atlantic.....	05	4221015	12/07	108.018	110.568	109.525	109.549	110.429
Commercial electric power, East South Central.....	05	4221016	12/07	135.066	135.779	133.266	130.747	134.998
Commercial electric power, West South Central.....	05	4221017	12/07	123.141	125.641	120.501	115.236	114.458
Commercial electric power, Mountain.....	05	4221018	12/07	123.559	120.786	122.088	119.173	119.599
Commercial electric power, Pacific.....	05	4221019	12/07	183.182	183.196	166.984	166.328	148.875
Industrial electric power.....	05	43		266.382	263.219	255.323	253.075	252.434
Industrial electric power.....	05	4321	12/90	223.987	221.328	214.688	212.798	212.259
Industrial electric power.....	05	432101	12/90	223.987	221.328	214.688	212.798	212.259
Industrial electric power, New England.....	05	4321011	12/07	124.025	123.539	129.307	134.225	144.464
Industrial electric power, Middle Atlantic.....	05	4321012	12/07	132.365	139.423	145.787	143.126	151.272
Industrial electric power, East North Central.....	05	4321013	12/07	196.864	189.796	175.745	177.693	175.192
Industrial electric power, West North Central.....	05	4321014	12/07	168.855	158.791	145.119	139.344	139.165
Industrial electric power, South Atlantic.....	05	4321015	12/07	104.826	107.192	106.723	106.964	107.886
Industrial electric power, East South Central.....	05	4321016	12/07	124.945	127.199	123.268	122.667	124.644
Industrial electric power, West South Central.....	05	4321017	12/07	110.195	110.389	106.056	106.505	106.415
Industrial electric power, Mountain.....	05	4321018	12/07	165.040	149.225	171.661	159.847	160.061
Industrial electric power, Pacific.....	05	4321019	12/07	194.127	194.147	172.370	169.876	154.657
Transportation electric power.....	05	46	12/10	122.235	120.135	117.873	117.556	118.331
Transportation electric power.....	05	4621	12/10	122.235	120.135	117.873	117.556	118.331
Transportation electric power.....	05	462111	12/10	122.235	120.135	117.873	117.556	118.331
Utility natural gas.....	05	5	12/90	235.856	242.812	270.567	305.625	299.163
Residential natural gas.....	05	51	12/90	244.783	248.781	258.442	264.890	265.304
Residential natural gas.....	05	5121	12/90	244.783	248.781	258.442	264.890	265.304
Residential natural gas.....	05	512101	12/90	244.783	248.781	258.442	264.890	265.304
Residential natural gas, New England.....	05	5121011	06/12	121.909	125.563	127.923	155.890	158.908
Residential natural gas, Middle Atlantic.....	05	5121012	06/12	131.009	132.933	136.606	136.533	139.571
Residential natural gas, East North Central.....	05	5121013	06/12	147.674	148.976	150.206	152.714	148.035
Residential natural gas, West North Central.....	05	5121014	06/12	125.192	135.058	144.087	142.489	147.046
Residential natural gas, South Atlantic.....	05	5121015	06/12	121.961	122.054	131.390	132.552	131.486
Residential natural gas, East South Central.....	05	5121016	06/12	114.849	117.628	118.926	128.219	132.108
Residential natural gas, West South Central.....	05	5121017	06/12	169.052	169.181	176.951	186.275	182.441
Residential natural gas, Mountain.....	05	5121018	06/12	135.494	136.052	144.418	148.925	149.737
Residential natural gas, Pacific.....	05	5121019	06/12	143.563	146.620	156.084	157.169	159.831
Commercial natural gas.....	05	52	12/90	232.524	238.554	254.805	267.280	266.127
Commercial natural gas.....	05	5221	12/90	232.524	238.554	254.805	267.280	266.127
Commercial natural gas.....	05	522101	12/90	232.524	238.554	254.805	267.280	266.127
Commercial natural gas, New England.....	05	5221011	06/12	117.268	121.382	126.073	159.738	163.461
Commercial natural gas, Middle Atlantic.....	05	5221012	06/12	118.962	122.535	127.616	127.874	129.078
Commercial natural gas, East North Central.....	05	5221013	06/12	146.723	146.533	151.981	157.792	153.226
Commercial natural gas, West North Central.....	05	5221014	06/12	128.455	146.622	160.649	156.584	156.614
Commercial natural gas, South Atlantic.....	05	5221015	06/12	121.033	118.946	130.172	132.919	128.222
Commercial natural gas, East South Central.....	05	5221016	06/12	117.618	120.632	125.364	131.734	132.532
Commercial natural gas, West South Central.....	05	5221017	06/12	180.792	181.972	193.089	214.232	207.526
Commercial natural gas, Mountain.....	05	5221018	06/12	131.705	132.288	142.483	148.030	148.786
Commercial natural gas, Pacific.....	05	5221019	06/12	138.566	148.004	168.403	180.404	188.010
Industrial natural gas.....	05	53	12/90	191.012	195.722	221.820	230.807	227.265
Industrial natural gas.....	05	5321	12/90	191.012	195.722	221.820	230.807	227.265
Industrial natural gas.....	05	532101	12/90	191.012	195.722	221.820	230.807	227.265
Industrial natural gas, New England.....	05	5321011	09/16	110.293	116.112	124.080	162.420	167.482
Industrial natural gas, Middle Atlantic.....	05	5321012	09/16	126.018	129.650	159.062	160.063	158.056
Industrial natural gas, East North Central.....	05	5321013	06/12	158.622	160.071	164.874	170.302	167.218
Industrial natural gas, West North Central.....	05	5321014	06/12	129.060	138.226	149.133	147.801	157.667
Industrial natural gas, South Atlantic.....	05	5321015	09/16	129.837	131.145	144.827	148.104	149.628
Industrial natural gas, East South Central.....	05	5321016	09/16	117.534	121.433	125.334	140.910	144.500
Industrial natural gas, West South Central.....	05	5321017	09/16	136.580	141.655	184.738	190.941	175.956
Industrial natural gas, Mountain.....	05	5321018	09/16	115.964	116.812	118.910	128.111	128.931
Industrial natural gas, Pacific.....	05	5321019	09/16	104.267	103.886	110.957	116.195	120.924
Natural gas to electric power.....	05	54	12/90	198.549	208.083	254.210	324.116	309.457
Natural gas to electric power.....	05	5421	12/90	198.549	208.083	254.210	324.116	309.457
Natural gas to electric power.....	05	542101	12/90	198.549	208.083	254.210	324.116	309.457

See footnotes at end of table.

Table 9. Producer price indexes for commodity and service groupings and individual items, not seasonally adjusted — Continued

[December 2021, Index base 1982=100, unless otherwise indicated]

Title	Commodity code		Other index base	Unadjusted index ¹				
	Group code	Item code		Aug. 2021	Sept. 2021 ^P	Oct. 2021 ^P	Nov. 2021 ^P	Dec. 2021 ^P
Crude petroleum (domestic production).....	05	6		185.763	194.123	221.145	225.242	188.414
Crude petroleum (domestic production).....	05	61		185.763	194.123	221.145	225.242	188.414
Crude petroleum (domestic production).....	05	6101		185.763	194.123	221.145	225.242	188.414
Crude petroleum (domestic production).....	05	610102	06/84	202.321	211.427	240.857	245.320	205.209
Petroleum products, refined.....	05	7		251.608	257.070	278.800	278.897	259.199
Gasoline.....	05	71		234.195	236.262	250.577	253.163	230.795
Unleaded premium gasoline.....	05	7103		249.191	252.742	262.550	267.737	246.163
Unleaded premium gasoline.....	05	710304	06/02	282.313	286.336	297.448	303.324	278.883
Unleaded regular gasoline.....	05	7104		229.688	231.992	247.150	248.995	226.634
Unleaded regular gasoline.....	05	710404	06/02	275.999	278.767	296.981	299.198	272.329
Unleaded mid-premium gasoline.....	05	7105	12/87	386.562	383.653	408.834	415.497	382.119
Unleaded mid-premium gasoline.....	05	710504	06/02	264.356	262.367	279.588	284.144	261.318
Kerosene and jet fuels.....	05	72		202.539	209.663	235.887	244.149	217.234
Kerosene.....	05	7202		212.497	223.768	255.539	250.372	228.632
Kerosene.....	05	720201		212.507	223.778	255.550	250.383	228.642
Jet fuel.....	05	7203		202.598	209.548	235.581	244.490	217.264
Jet fuel.....	05	720301		204.156	211.160	237.393	246.370	218.935
Light fuel oils.....	05	73		300.698	311.738	349.598	343.586	324.076
Home heating oil and distillates.....	05	7302		197.540	204.165	235.353	234.961	206.637
Home heating oil and distillates.....	05	730201		197.540	204.165	235.353	234.961	206.637
No. 2 diesel fuel.....	05	7303		322.279	334.175	374.107	367.301	347.974
No. 2 diesel fuel.....	05	730302	06/85	403.413	418.304	468.290	459.769	435.577
Residual fuels (heavy fuel oils, incl. #5, #6, & other residual fuels).....	05	74		197.139	194.118	212.416	221.650	219.642
Residual fuels (heavy fuel oils, incl. #5, #6, & other residual fuels).....	05	7407	06/85	289.599	285.161	312.042	325.606	322.657
Residual fuels (heavy fuel oils, incl. #5, #6, & other residual fuels).....	05	740703	06/02	255.950	252.028	275.786	287.773	285.167
Finished lubricants.....	05	76		481.309	482.415	498.878	498.782	499.648
Lubricating and similar oils.....	05	7604	06/85	456.693	457.843	474.724	474.624	475.524
Lubricating and similar oils not from petroleum refineries.....	05	760401	06/85	442.223	443.337	459.682	459.586	460.458
Lubricating oil base stocks.....	05	78	06/09	170.065	181.706	182.851	173.164	166.427
Lubricating oil base stocks.....	05	7801	06/09	170.065	181.706	182.851	173.164	166.427
Lubricating oil base stocks.....	05	780121	06/09	170.065	181.706	182.851	173.164	166.427
Asphalt and other petroleum and coal products, n.e.c.....	05	8	12/84	329.882	338.217	342.458	377.090	408.188
Asphalt and other petroleum and coal products, n.e.c.....	05	81	12/84	329.882	338.217	342.458	377.090	408.188
Asphalt.....	05	8102	06/85	250.936	248.544	245.052	264.984	248.972
Asphalt.....	05	810212	06/85	250.936	248.544	245.052	264.984	248.972
Other petroleum and coal products, including coke oven products, n.e.c.....	05	8103	12/84	589.255	621.119	641.754	716.080	848.738
Other petroleum and coal products, including coke oven products, n.e.c.....	05	810319	12/84	589.255	621.119	641.754	716.080	848.738
Other petroleum and coal products, made in coke oven establishments.....	05	8103191	06/09	140.587	143.766	144.051	144.482	149.326
Chemicals and allied products.....	06	—		344.907	343.784	347.149	351.110	351.632
Industrial chemicals.....	06	1		331.731	327.495	332.813	340.503	340.031
Basic inorganic chemicals.....	06	13		299.203	300.888	302.268	305.700	308.511
Inorganic chemicals, other than alkalis and chlorine.....	06	1302		301.750	302.452	300.451	304.237	304.205
Aluminum compounds.....	06	130209	06/95	135.606	135.606	131.428	131.428	131.428
Inorganic acids, inc. hydrochloric, sulfuric acid and other.....	06	13020T	12/08	105.745	105.266	107.027	107.549	107.547
Sulfuric acid.....	06	13020T1	06/87	203.453	202.181	203.739	202.578	—
Lime.....	06	130213		274.493	274.635	274.635	274.635	274.635
Potassium & sodium compounds, ex. bleaches.....	06	130217	06/01	331.493	331.459	335.007	343.535	350.563
Rock salt.....	06	130271	12/84	399.239	399.132	401.082	408.349	400.659
Other inorganic chemicals, nec.....	06	130283	12/06	166.369	166.836	164.445	166.637	166.157
All other inorganic chemicals.....	06	1302833	12/08	109.335	109.848	109.883	112.286	111.765
Alkalis and chlorine, including natural sodium carbonate and sulfate.....	06	1303		347.560	352.323	363.489	366.559	377.899
Natural sodium carbonate and sulfate.....	06	130301		181.017	179.217	183.538	182.560	189.700
Chlorine, sodium hydroxide, and other alkalis.....	06	130302	06/05	171.537	174.700	180.494	182.498	187.861
Sodium hydroxide (caustic soda).....	06	1303024	12/07	137.046	141.600	150.690	152.340	161.415
Other alkalis.....	06	1303028	12/11	113.936	114.615	114.867	116.931	116.288
Basic organic chemicals.....	06	14		337.946	332.764	338.720	347.107	346.116
Primary basic organic chemicals.....	06	1401		373.824	355.443	365.025	362.441	343.789
Aromatics.....	06	140197	06/01	248.208	243.569	237.086	253.833	272.579
Liquid refinery gases.....	06	140198	06/01	389.016	366.512	382.076	371.421	338.491
Cyclic intermediate chemicals and dyes.....	06	1402		267.235	272.878	278.048	282.274	289.544
Cyclic intermediate chemicals.....	06	140281	06/01	254.803	260.349	264.450	268.712	274.645
Synthetic organic dyes.....	06	140282	06/01	102.545	103.690	110.821	110.992	119.993
Other basic organics.....	06	1403		283.140	285.309	288.531	302.613	311.269

See footnotes at end of table.

Table 9. Producer price indexes for commodity and service groupings and individual items, not seasonally adjusted — Continued
 [December 2021, Index base 1982=100, unless otherwise indicated]

Title	Commodity code		Other index base	Unadjusted index ¹				
	Group code	Item code		Aug. 2021	Sept. 2021 ^P	Oct. 2021 ^P	Nov. 2021 ^P	Dec. 2021 ^P
Ethanol (ethyl alcohol).....	06	140341		290.417	293.845	295.578	352.962	375.508
Other basic organics, n.e.c.....	06	140399	06/87	273.963	275.697	279.291	279.896	284.128
Fatty acids.....	06	1403991	12/07	207.395	204.798	217.177	218.921	214.540
Bulk pesticides and other bulk synthetic organic agricultural chemicals, excluding preparation.....	06	1403992	12/07	253.223	253.406	269.724	269.724	269.724
Industrial organic flavor oil mixtures and blends.....	06	1403993	12/08	390.796	403.467	403.467	409.793	409.793
Natural organic chemicals.....	06	1403995	12/08	110.571	114.073	115.677	115.064	114.885
Synthetic organic chemicals for use as flavor and perfume materials.....	06	1403997	12/07	118.325	118.325	122.212	122.747	123.479
Synthetic organic plasticizers.....	06	1403999	12/07	121.196	124.236	125.439	134.427	153.115
Other synthetic organic chemicals.....	06	140399A	12/07	95.376	95.451	96.449	99.513	103.086
Miscellaneous end use chemicals and chemical products, excluding urea.....	06	140399B	12/07	188.827	192.138	192.839	192.942	192.571
Miscellaneous cyclic and acyclic chemicals and chemical products, excluding fatty acid esters.....	06	140399C	12/07	126.695	126.872	127.559	127.296	129.373
Paints and allied products.....	06	2		328.560	330.675	334.402	339.522	342.010
Prepared paint.....	06	21		337.425	343.031	346.877	349.791	353.039
Architectural coatings.....	06	2101		392.368	393.776	397.177	401.157	403.495
Architectural coatings.....	06	210104	12/03	215.250	216.023	217.889	220.072	221.354
Exterior architectural coatings.....	06	2101041	12/12	131.622	132.090	134.629	137.985	140.210
Interior architectural coatings.....	06	2101042	12/12	123.975	124.422	124.780	125.002	125.002
OEM finishes excluding marine coatings.....	06	2102	06/83	218.101	222.486	226.023	227.651	231.885
OEM finishes excluding marine coatings.....	06	210201	06/83	218.101	222.486	226.023	227.651	231.885
Transportation finishes, except powdered and high-solids coatings.....	06	2102011	12/12	113.173	112.927	114.519	114.296	114.909
All other product finishes for original equipment manufacturers (OEM), excluding marine coating.....	06	2102012	12/12	115.551	118.972	120.952	122.280	125.212
Special purpose coatings, incl. marine, industrial & construction coatings.....	06	2103	06/83	447.197	463.072	467.889	471.160	473.418
Special purpose coatings, incl. marine, industrial & construction coatings.....	06	210301	06/83	447.197	463.072	467.889	471.160	473.418
Paint materials.....	06	22		286.728	278.919	281.780	293.313	293.200
Paint colors.....	06	2202		238.008	230.696	233.375	244.173	244.067
All other inorganic pigments, including TiO ₂ , chrome colors, and other white opaque pigments.....	06	22020N	09/21	—	100.000	101.114	107.008	107.008
Chrome colors and other inorganic pigments.....	06	22020N9	06/83	284.169	284.169	—	—	—
Synthetic organic pigments.....	06	220298	06/87	164.455	168.459	170.703	171.164	170.804
Kaolin and ball clay.....	06	2204		231.295	231.295	231.295	231.295	231.295
Kaolin and ball clay.....	06	220407		265.175	265.175	265.175	265.175	265.175
Allied and miscellaneous paint products.....	06	23	06/83	371.331	377.222	383.590	383.991	389.647
Allied and miscellaneous paint products.....	06	2301	06/83	371.331	377.222	383.590	383.991	389.647
Allied and miscellaneous paint products.....	06	230104	12/03	210.209	213.543	217.148	217.375	220.577
Drugs and pharmaceuticals.....	06	3		627.974	628.190	629.136	629.047	634.151
Medicinal and botanical chemicals, drugs, and other products.....	06	31		181.368	181.490	181.580	181.324	182.115
Medicinal and botanical chemicals, drugs, and other products.....	06	3102	06/82	181.422	181.543	181.634	181.378	182.169
Synthetic organic medicinal chemicals, medicinal & botanical drugs, & other products.....	06	310203	06/82	181.422	181.543	181.634	181.378	182.169
Biological products, including diagnostics.....	06	37		296.948	296.831	298.383	298.094	310.154
Biological products, excluding diagnostic, for veterinary, industrial, and all other misc. uses.....	06	3717	12/04	146.141	148.143	153.014	153.014	—
Diagnostics.....	06	3718	06/09	128.493	127.779	128.293	127.937	142.611
In-vitro diagnostic substances.....	06	371801		206.039	205.319	205.790	205.044	235.846
Biological products, excluding diagnostic, for human use.....	06	3719	06/09	147.643	147.645	147.639	147.642	147.642
Pharmaceutical preparations.....	06	38	06/01	276.244	276.365	276.533	276.578	276.536
Pharmaceuticals affecting neoplasms, the endocrine system, & metabolic diseases.....	06	3801	06/01	305.403	305.403	305.570	305.570	305.570
Cancer therapy products.....	06	380102	12/09	109.861	109.861	109.861	109.861	109.861
Insulin/antidiabetes products.....	06	380103	12/09	298.804	298.804	299.442	299.442	299.442
Other neoplasms, endocrine system, and metabolic diseases.....	06	380104	12/09	172.932	172.932	172.932	172.932	172.932
Hormones and oral contraceptives.....	06	380105	12/09	222.686	222.686	222.686	222.686	222.686
Pharmaceuticals acting on the central nervous system and the sense organs.....	06	3802	06/01	315.091	315.094	315.723	315.723	315.723
Analgesics.....	06	380202	12/09	262.153	262.158	263.448	263.448	263.448
Analgesics, over-the-counter.....	06	380202OC	06/81	251.830	251.940	261.872	261.872	261.872
Analgesics, prescription.....	06	380202RX	06/81	2,251.054	2,251.054	2,258.267	2,258.267	2,258.267
Psychotherapeutics.....	06	380203	12/09	181.409	181.409	181.409	181.409	181.409
Antidepressants.....	06	3802031	12/09	180.515	180.515	180.515	180.515	180.515
Other psychotherapeutics, including tranquilizers.....	06	3802032	12/09	196.405	196.405	196.405	196.405	196.405
Anticonvulsants.....	06	380204	12/09	238.085	238.085	238.085	238.085	238.085
Other central nervous system and sense organs.....	06	380205	12/09	190.435	190.435	190.435	190.435	190.435

See footnotes at end of table.

Table 9. Producer price indexes for commodity and service groupings and individual items, not seasonally adjusted — Continued
 [December 2021, Index base 1982=100, unless otherwise indicated]

Title	Commodity code		Other index base	Unadjusted index ¹				
	Group code	Item code		Aug. 2021	Sept. 2021 ^P	Oct. 2021 ^P	Nov. 2021 ^P	Dec. 2021 ^P
Pharmaceuticals acting on the cardiovascular system.....	06	3803	06/01	422.345	422.345	422.345	422.345	422.345
Other cardiovascular preparations.....	06	380305	12/09	319.980	319.980	319.980	319.980	319.980
Pharmaceuticals acting on the respiratory system.....	06	3804	06/01	229.205	229.205	229.205	229.356	229.356
Antihistamines and bronchodilators, including antiasthmatics.....	06	380402	12/07	157.690	157.690	157.690	157.690	157.690
Other respiratory preparations.....	06	380403	12/07	197.650	197.650	197.650	197.824	197.824
Other respiratory preparations, over-the-counter.....	06	380403OC	12/07	116.997	116.997	116.997	117.793	117.793
Other respiratory preparations, prescription.....	06	380403RX	12/07	220.107	220.107	220.107	220.107	220.107
Pharmaceuticals acting on the digestive or the genito-urinary systems.....	06	3805	06/01	201.438	202.469	202.469	202.449	202.449
Other digestive or genito-urinary preparations.....	06	380503	12/09	146.489	147.239	147.239	147.224	147.224
Other digestive or genito-urinary preparations, over-the-counter.....	06	380503OC	06/01	127.631	127.631	127.631	127.631	127.631
Other digestive or genito-urinary preparations, prescription.....	06	380503RX	06/01	220.899	222.189	222.189	222.164	222.164
Pharmaceuticals acting on the skin.....	06	3806	06/01	189.499	189.499	189.499	189.499	189.499
Other pharmaceutical preparations acting on the skin.....	06	380603	12/09	124.134	124.134	124.134	124.134	124.134
Anti-acne preparations.....	06	380604	12/09	111.726	111.726	111.726	111.726	111.726
Vitamin, nutrient, and hematinic preparations.....	06	3807	06/01	139.538	139.871	139.713	139.860	139.525
Multivitamins.....	06	380702	12/09	108.574	108.574	108.574	108.574	108.574
Other vitamins and nutrients.....	06	380703	12/09	132.389	132.931	132.673	132.913	132.369
Pharmaceuticals affecting parasitic and infective diseases.....	06	3808	06/01	268.760	268.760	268.760	268.760	268.760
Broad and medium spectrum antibiotics.....	06	380802	12/09	169.495	169.495	169.495	169.495	169.495
Systemic antivirals.....	06	380803	12/09	183.682	183.682	183.682	183.682	183.682
Other parasitic and infective diseases.....	06	380804	12/09	204.129	204.129	204.129	204.129	204.129
Fats and oils, inedible.....	06	4		389.682	365.787	364.174	365.361	340.746
Fats and oils, inedible.....	06	41		389.682	365.787	364.174	365.361	340.746
Fats and oils, inedible.....	06	4101		389.682	365.787	364.174	365.361	340.746
Soybean oil, processed for inedible purposes.....	06	410131	06/95	236.868	219.602	217.720	216.857	201.749
Crude soybean oil, degummed, made from soybeans crushed in the same establishment.....	06	4101311	12/07	94.002	91.966	90.872	91.904	91.106
Soybean oil, all other types.....	06	4101312	12/07	192.147	174.149	172.910	171.070	154.508
Lard, inedible tallow, and grease, except wool grease.....	06	410132	06/02	524.923	517.924	524.029	540.188	508.364
Agricultural chemicals and chemical products.....	06	5		277.622	283.911	296.369	309.400	324.159
Mixed fertilizers.....	06	51		222.998	228.288	231.746	240.302	251.599
Mixed fertilizers.....	06	5105	06/86	235.304	240.887	244.535	253.563	265.484
Mixed fertilizers.....	06	510501	06/86	235.304	240.887	244.535	253.563	265.484
Mixed fertilizers, made in plants which manufacture fertilizer materials.....	06	5105011	12/09	201.871	210.282	208.177	222.061	233.341
Mixed fertilizers, dry, mixing only.....	06	5105012	12/09	115.119	115.741	117.644	118.791	120.111
Mixed fertilizers, liquid, mixing only.....	06	5105013	12/09	134.641	142.338	153.625	164.788	193.821
Fertilizer materials.....	06	52		333.324	343.919	371.464	398.831	429.064
Nitrogenates.....	06	5201		348.278	356.487	411.070	452.004	508.326
Fertilizer materials of organic origin.....	06	520137	12/93	222.291	222.291	222.291	222.291	222.291
Synthetic ammonia, nitric acid, ammonium compounds, and urea.....	06	52013A	12/14	111.218	114.009	132.574	146.496	165.652
Phosphates.....	06	5202		317.608	329.525	339.356	357.581	370.654
Phosphoric acid, 52-54 percent APA, superphosphates and other phosphate fertilizer materials.....	06	52026A	12/14	137.501	142.660	146.916	154.806	160.466
Other agricultural chemicals.....	06	53		203.833	205.714	206.875	207.160	207.432
Other agricultural chemicals.....	06	5301		203.833	205.714	206.875	207.160	207.432
Lawn and garden pesticides and chemicals.....	06	530107	06/03	161.582	161.582	166.260	168.996	168.996
Household and institutional pesticides and chemicals.....	06	530108	06/03	149.424	149.424	150.897	151.401	153.290
Agricultural and commercial pesticides and chemicals.....	06	530109	06/03	134.557	136.047	136.511	136.511	136.511
Plastic resins and materials.....	06	6		326.872	325.790	326.733	322.774	313.956
Thermoplastic resins and plastics materials.....	06	62		340.606	339.206	339.441	335.105	323.918
Thermoplastic resins and plastics materials.....	06	6212	12/03	236.686	235.713	235.876	232.863	225.089
Thermoplastic resins and plastics materials.....	06	621201	12/03	236.686	235.713	235.876	232.863	225.089
Thermosetting resins and plastics materials.....	06	63		264.426	265.266	270.724	268.844	274.275
Thermosetting resins and plastics materials.....	06	6306	12/98	188.434	189.032	192.922	191.582	195.452
Thermosetting resins and plastics materials.....	06	630601	12/98	188.434	189.032	192.922	191.582	195.452
Other chemicals and allied products.....	06	7		218.061	219.476	220.743	223.843	225.820
Soaps and detergents.....	06	71		192.451	193.054	193.756	195.191	195.575
Soaps and other detergents.....	06	7104	06/83	184.840	185.419	186.094	187.472	187.840
Soaps and detergents, commercial, industrial, and institutional.....	06	710401	06/83	255.288	257.200	258.802	262.952	263.985
Commercial, industrial, and institutional hard surface cleaners.....	06	71040101	12/11	103.921	103.955	104.260	104.260	104.749
Commercial, industrial, and institutional laundry detergents.....	06	71040102	12/11	119.006	119.010	119.753	125.087	125.097
Commercial, industrial, and institutional dishwashing detergents.....	06	71040103	12/11	120.611	121.746	121.879	122.813	123.790
Commercial, industrial, and institutional metal cleaners.....	06	71040104	12/11	120.517	121.517	127.895	127.895	131.318
Dairy, farm, and food plant cleaners, sanitizers, etc.....	06	71040106	12/11	117.038	118.241	118.867	118.867	119.065

See footnotes at end of table.

Table 9. Producer price indexes for commodity and service groupings and individual items, not seasonally adjusted — Continued
 [December 2021, Index base 1982=100, unless otherwise indicated]

Title	Commodity code		Other index base	Unadjusted index ¹				
	Group code	Item code		Aug. 2021	Sept. 2021 ^P	Oct. 2021 ^P	Nov. 2021 ^P	Dec. 2021 ^P
Commercial, industrial, and institutional soaps, excluding specialty cleaners.....	06	71040107	12/11	121.591	124.552	126.867	127.391	127.278
Commercial, industrial, and institutional scouring cleaners.....	06	71040109	05/18	100.353	100.353	100.353	100.353	100.353
Household detergents.....	06	710402		162.514	162.554	162.674	162.935	162.922
Household alkaline detergents and cleaners.....	06	7104021	05/18	107.623	107.724	108.025	108.153	108.121
Household dry and liquid laundry detergents.....	06	7104022	05/18	107.154	107.154	107.154	107.342	107.342
Soaps, excluding specialty cleaners, household.....	06	710403	06/83	196.377	196.377	197.540	197.540	198.129
Polish and other sanitation goods.....	06	72	06/83	208.776	209.717	210.014	212.990	213.668
Polish and other sanitation goods.....	06	7201	06/83	208.776	209.717	210.014	212.990	213.668
Polishing preparations and related products.....	06	720103	06/83	251.398	251.644	253.685	256.433	259.432
Specialty cleaning and sanitation products.....	06	720105	05/17	109.901	110.586	110.660	112.681	112.969
Disinfectants, nonagricultural, industrial and institutional.....	06	7201051	05/17	134.780	136.796	136.796	136.796	136.796
Air and room fresheners.....	06	7201053	12/11	109.631	109.631	109.824	116.190	116.190
Laundry fabric softeners and rinses, liquid and dry.....	06	7201058	05/17	106.468	106.468	106.468	106.468	106.620
Other specialty cleaning and sanitation products.....	06	7201059	12/11	111.089	112.179	112.291	114.782	115.468
Cosmetics and other toilet preparations.....	06	75		169.071	169.410	169.747	169.781	170.671
Shaving preparations.....	06	7502		—	—	162.372	161.664	166.041
Shaving preparations.....	06	750206	06/99	—	—	143.666	143.039	146.912
Perfumes, toilet waters, and colognes.....	06	7503		174.401	—	174.401	174.401	181.199
Perfumes, toilet waters, and colognes.....	06	750306	06/99	108.775	—	108.775	108.775	113.016
Hair preparations (including shampoos).....	06	7504		193.445	193.875	195.471	195.527	196.049
Hair preparations (including shampoos).....	06	750407	06/99	143.182	143.501	144.682	144.724	145.110
Hair preparations incl professional, consumer, and cream/gel shampoos.....	06	75040701	12/11	126.347	126.347	127.435	127.435	127.927
Hair tonics and hair dressings incl professional and consumer use.....	06	75040702	12/11	105.224	106.204	106.950	107.079	106.959
Toothpastes, denture cleaners, and mouthwashes.....	06	7505		148.946	148.946	148.989	149.373	149.373
Denture cleaners, mouthwashes, gargles, and rinses.....	06	750504	12/11	—	—	116.005	116.307	116.307
Creams, lotions, and oils, excluding shaving, hair, and deodorant.....	06	7514	06/99	118.012	118.264	118.293	118.239	118.429
Creams, lotions, and oils, excluding shaving, hair, and deodorant.....	06	751401	06/99	118.012	118.264	118.293	118.239	118.429
Other cosmetics and toilet preparations.....	06	7515	06/99	114.339	114.666	114.693	114.693	114.903
Other cosmetics and toilet preparations.....	06	751501	06/99	114.339	114.666	114.693	114.693	114.903
Misc. chemical prod. and preparations.....	06	79		267.085	269.731	272.131	278.191	281.915
Explosives, propellants, and blasting accessories.....	06	7902		236.767	238.098	239.651	239.674	243.006
Explosives, propellants, and blasting accessories.....	06	790234	12/03	145.534	146.352	147.307	147.321	149.369
Industrial gases.....	06	7903		299.036	297.629	291.684	327.459	334.321
Carbon dioxide.....	06	790302		403.375	405.921	407.723	405.200	400.214
Nitrogen.....	06	790303		250.861	249.366	249.842	251.220	251.462
Oxygen.....	06	790304		394.537	391.119	390.593	390.593	390.696
Argon and hydrogen.....	06	790309	06/09	85.241	84.005	83.050	82.975	82.938
Other industrial gases (including fluorocarbon and acetylene).....	06	790312	06/09	222.654	222.121	213.837	266.557	277.083
Adhesives and sealants.....	06	7904	12/83	286.862	292.883	294.516	296.427	301.958
Synthetic resin and rubber adhesives.....	06	790402	12/83	293.658	297.634	299.731	302.749	307.778
Epoxy adhesives.....	06	7904021	12/11	130.915	132.163	133.060	133.060	135.434
Other synthetic resin and rubber adhesives.....	06	7904026	12/11	111.572	113.411	114.853	117.557	118.756
Structural sealants (load bearing).....	06	790407	12/11	108.584	109.401	110.103	110.103	110.103
Nonstructural caulking compounds and sealants.....	06	79040A	12/11	131.863	138.295	138.512	138.512	142.960
Surface active agents.....	06	7905	12/83	306.284	309.957	317.427	316.424	319.970
Textile and leather assistants and finishes.....	06	790501	12/83	213.397	216.688	216.688	218.593	220.434
Surfactants (bulk surface active agents).....	06	790502	12/83	332.297	336.103	345.482	343.756	347.758
Gum and wood chemicals, including wood distillation products.....	06	7906	06/84	432.894	432.538	436.037	436.942	437.769
Gum and wood chemicals, including wood distillation products.....	06	790607	12/03	282.628	282.395	284.680	285.271	285.810
Other miscellaneous chemical products.....	06	7909		228.101	230.368	233.220	236.283	238.694
Carbon black.....	06	790918	12/83	445.632	456.826	466.121	483.348	552.591
Printing ink.....	06	790919	06/84	232.559	232.592	237.046	238.806	238.878
Gravure printing inks.....	06	7909192	12/11	104.286	104.286	104.286	104.286	104.286
Lithographic and offset inks.....	06	7909193	12/11	114.634	114.634	118.300	118.374	118.374
News and nonheat web offset printing inks.....	06	79091931	12/11	120.339	120.339	126.368	126.371	126.371
Publication and commercial web inks.....	06	79091932	12/11	113.443	113.443	117.275	117.275	117.275
Sheet-fed general inks.....	06	79091933	12/11	114.630	114.630	117.014	117.477	117.477
Sheet-fed packaging inks.....	06	79091934	12/11	112.843	112.843	115.294	115.294	115.294
Flexographic printing inks.....	06	7909194	12/11	126.777	126.874	132.049	132.326	132.405
Nonimpact/digital inks.....	06	7909195	12/11	170.939	170.944	171.547	174.472	174.370
All other printing inks.....	06	7909196	12/11	107.061	107.061	108.364	108.967	109.803
Water-treating compounds.....	06	790961	06/85	198.870	207.209	211.882	209.704	213.145
Automotive chemicals.....	06	790991	06/09	106.445	107.566	108.291	108.291	108.291
Other chemical preparations, n.e.c.....	06	790999	06/85	256.410	256.965	257.561	262.734	258.696
Rubber and plastic products.....	07	—		223.657	227.088	231.160	234.060	237.089
Rubber and rubber products.....	07	1		194.837	197.200	198.361	198.813	199.173

See footnotes at end of table.

Table 9. Producer price indexes for commodity and service groupings and individual items, not seasonally adjusted — Continued
 [December 2021, Index base 1982=100, unless otherwise indicated]

Title	Commodity code		Other index base	Unadjusted index ¹				
	Group code	Item code		Aug. 2021	Sept. 2021 ^P	Oct. 2021 ^P	Nov. 2021 ^P	Dec. 2021 ^P
Synthetic rubber, inc. styrene-butadiene rubber (SBR) and ethylene propylene.....	07	11		241.639	247.711	248.567	244.803	236.956
Synthetic rubber.....	07	1102		242.896	248.999	249.859	246.076	238.188
Synthetic rubber, inc. sbr and ethylene propylene.....	07	110224	06/03	192.435	197.271	197.952	194.954	188.706
Tires, tubes, tread, & repair materials.....	07	12		162.198	162.942	163.125	164.532	165.206
Tires.....	07	1201		158.481	158.976	159.164	160.620	161.317
Pneumatic tires (including passenger, truck, bus, tractor, industrial, and other tires).....	07	12010		158.395	158.894	159.084	160.379	161.082
Passenger car pneumatic tires.....	07	120104	12/03	161.003	161.382	162.665	163.189	163.558
Truck and bus (including off-the-highway) pneumatic tires.....	07	120105		163.442	163.793	162.106	164.759	165.525
Tread rubber, tire sundries, and repair materials.....	07	1203		238.001	244.703	244.741	244.860	244.905
Tread rubber, tire sundries, and repair materials.....	07	120354	12/03	171.210	176.031	176.058	176.144	176.176
Miscellaneous rubber products.....	07	13		217.116	219.912	222.196	223.134	225.984
Rubber and plastics footwear, including athletic footwear.....	07	1301		149.294	149.650	149.681	149.681	151.533
Rubber and plastics footwear, including athletic footwear.....	07	130109	12/11	111.279	111.544	111.567	111.567	112.947
Rubber and plastic belts and belting.....	07	1303		310.829	310.829	310.654	314.015	317.256
Flat rubber and plastics belts and belting.....	07	130371	12/03	280.346	280.346	279.824	284.278	288.846
Rubber and plastics transmission belts and belting (excluding flat).....	07	130372	12/03	140.545	140.545	140.790	141.043	141.043
Rubber and plastics hose.....	07	1304		284.484	287.702	290.128	289.859	295.013
Rubber and plastics hose.....	07	130411	12/11	126.140	127.566	128.642	128.523	130.808
Industrial rubber and plastics hose without fittings.....	07	1304116	12/11	121.020	121.020	121.930	121.930	122.246
Rubber and plastics water hose (incl. fire, irrigation, etc.).....	07	1304117	12/11	159.377	167.941	174.088	174.713	181.753
Rubber and plastics hose for on- and off-highway motor vehicles.....	07	1304118	12/11	114.131	115.093	116.093	115.506	116.495
Miscellaneous rubber products, n.e.c.....	07	1306	06/83	190.726	193.632	196.054	196.924	199.320
All other industrial rubber products.....	07	130604	06/83	270.721	272.781	274.342	274.342	275.387
All other miscellaneous rubber goods.....	07	130606	06/83	215.551	216.947	218.361	220.097	224.429
Rubber compounds or mixtures for sale or interplant transfer.....	07	130612	06/83	248.403	256.228	264.347	264.347	266.397
Rubber druggist and medical sundries, excluding gloves.....	07	130616	12/03	141.647	141.647	141.647	141.647	141.828
Rubber products for mechanical use.....	07	130617	12/04	118.267	118.658	119.058	119.705	120.183
Molded rubber mechanical goods automotive.....	07	1306171	12/11	93.530	93.560	93.638	93.638	93.638
Molded rubber mechanical goods, transportation/off-highway.....	07	1306172	12/11	106.161	106.161	106.161	107.282	107.282
Other molded rubber mechanical goods (excluding tubing).....	07	1306179	12/11	121.636	122.549	124.831	124.831	127.902
Other extruded rubber mechanical goods (excl. auto)(excl. tubing).....	07	130617C	12/11	116.493	120.616	120.616	128.531	128.531
Rubber coated fabrics and garments.....	07	130618	06/06	166.934	165.342	165.342	165.630	177.574
Plastic products.....	07	2		242.166	246.104	251.361	255.237	259.326
Plastic construction products.....	07	21		302.203	305.951	314.861	319.182	323.297
Plastic construction products.....	07	2106		302.203	305.951	314.862	319.182	323.298
Plastics pipe.....	07	210603	12/05	179.943	181.817	189.569	191.043	194.662
Plastics drain, waste, and vent pipe.....	07	2106031	12/11	145.278	146.779	152.098	153.906	158.386
Plastics water pipe.....	07	2106033	12/11	191.445	196.195	206.599	209.005	213.227
Plastics sewer, stormdrain, and water main pipe.....	07	2106038	12/17	184.222	186.047	196.936	200.505	210.558
Other plastics pipe.....	07	210603B	12/11	188.733	189.017	190.391	190.272	185.878
Plastics pipe fittings and unions.....	07	210604	12/05	251.839	259.135	266.987	268.869	273.087
Plastics plumbing fixtures.....	07	210605	12/05	147.137	150.138	152.244	157.388	157.389
Other plastic construction products.....	07	210606		255.234	257.673	263.496	267.382	270.305
Building and construction polystyrene foam products.....	07	2106061	06/08	149.917	150.268	162.595	173.278	173.683
Building & construction fabricated plastics products (excl foam, plumbing fixtures, hardware).....	07	2106063	06/08	148.365	149.937	152.047	153.103	154.990
Unsupported plastic film, sheet and other shapes.....	07	22		258.331	263.845	271.201	275.934	280.002
Unsupported plastic film, sheet and other shapes.....	07	2205	12/82	255.997	261.460	268.750	273.441	277.472
Unsupported plastic film, sheet and other shapes.....	07	220501	12/82	255.997	261.460	268.750	273.441	277.472
Unlaminated polyethylene film and sheet.....	07	2205011	12/11	127.554	129.000	128.598	132.263	136.895
Unlaminated vinyl and vinyl copolymer film and sheet.....	07	2205013	12/11	129.352	137.119	141.418	141.862	143.007
Miscellaneous unlaminated plastics film and sheet.....	07	2205014	12/11	109.815	110.747	113.557	116.988	120.060
Unlaminated plastics profile shapes.....	07	2205015	12/11	118.994	122.476	125.856	125.802	123.488
Laminated plastic sheets, rods, and tubes.....	07	23		223.266	225.487	227.101	227.551	230.327
Laminated plastics plates, sheet (excluding packaging), and shapes.....	07	2304		223.567	225.791	227.407	227.858	230.638
Laminated plastics plates, sheet (excluding packaging), and shapes.....	07	230401	12/82	230.130	232.419	234.083	234.547	237.408
Parts for manufacturing from plastics.....	07	26		166.086	169.013	171.033	172.243	176.846
Parts for transportation equipment.....	07	2601		157.565	159.373	161.331	162.688	168.820
Parts for transportation equipment.....	07	260105	12/82	156.278	158.072	160.013	161.359	167.441
Transportation polyurethane foam products.....	07	2601051	12/11	115.615	115.615	115.615	115.615	115.615
Transportation fabricated plastic parts (excluding foam and reinforced plastics).....	07	2601052	12/11	121.117	122.622	124.252	125.381	130.485
Other parts and components for manufacturing.....	07	2602		154.025	153.848	156.194	157.266	157.848
Other parts and components for manufacturing.....	07	260205	12/82	154.144	153.967	156.315	157.388	157.970
All other miscellaneous polyurethane foam products.....	07	2602051	12/11	109.553	109.553	110.645	110.645	111.246

See footnotes at end of table.

Table 9. Producer price indexes for commodity and service groupings and individual items, not seasonally adjusted — Continued
 [December 2021, Index base 1982=100, unless otherwise indicated]

Title	Commodity code		Other index base	Unadjusted index ¹				
	Group code	Item code		Aug. 2021	Sept. 2021 ^P	Oct. 2021 ^P	Nov. 2021 ^P	Dec. 2021 ^P
Electrical & electronic fabricated plastics (excl. foam and reinforced plastics).....	07	2602052	12/11	100.970	100.984	102.215	102.380	102.380
All other polystyrene foam products incl. transportation application uses.....	07	2602053	12/11	123.568	125.255	129.706	135.440	139.676
Industrial machinery plastics products, excl foam (incl gears, bearings, bushings, cams).....	07	2602054	12/11	127.176	126.102	127.665	127.665	127.142
Foam components for furniture.....	07	2603	12/82	269.835	295.700	296.736	296.736	300.078
Foam components for furniture.....	07	260305	12/99	198.822	217.881	218.644	218.644	221.106
Other plastic products.....	07	29	12/82	267.191	268.088	278.506	279.347	282.636
Other plastic products.....	07	2901	12/82	267.191	268.088	278.506	279.347	282.636
Custom compounding of purchased plastic resins (incl color concentrates and resin pellets).....	07	290196	12/99	190.732	191.339	202.610	203.640	206.561
All other reinforced and fiberglass plastics products.....	07	290197	12/99	193.066	193.587	195.943	195.976	197.673
Products made of foam other than polystyrene or polyurethane.....	07	290198	12/99	151.752	153.009	154.885	154.885	155.759
Plastic packaging products.....	07	2A	12/06	135.726	137.100	139.972	142.156	142.044
Plastic packaging products.....	07	2A01	12/06	135.726	137.100	139.972	142.156	142.044
Plastic packaging products.....	07	2A0101	12/06	135.726	137.100	139.972	142.156	142.044
Other plastic packaging products, excluding film, sheet, foam and bottles.....	07	2A01012	12/09	132.854	134.585	137.419	139.993	139.903
Packaging polyurethane foam products.....	07	2A01013	12/09	195.065	195.065	195.065	195.065	195.065
Plastic bottles.....	07	2A01014	12/09	119.029	120.032	121.848	122.912	122.864
Polystyrene foam food containers.....	07	2A01015	12/11	186.451	187.365	197.185	198.036	196.580
Polystyrene foam protective shipping pads/shaped cushioning/other foam packaging supplies.....	07	2A01016	12/11	152.551	152.619	156.244	165.716	166.549
Consumer, institutional, and commercial products, n.e.c.....	07	2B	12/06	155.062	159.304	160.777	166.261	171.766
All other consumer, institutional, and commercial products.....	07	2B01	12/06	155.062	159.304	160.777	166.261	171.766
All other consumer, institutional, and commercial products.....	07	2B0101	12/06	155.062	159.304	160.777	166.261	171.766
Consumer and institutional polystyrene foam products.....	07	2B01011	12/07	176.507	176.814	184.016	184.983	185.166
Consumer and institutional polyurethane foam products.....	07	2B01013	12/07	171.705	171.705	171.705	171.705	171.705
Consumer/institutional/commercial fabricated plastics products.....	07	2B01015	12/07	140.945	145.632	146.216	152.193	158.308
Recyclable plastics.....	07	2C	12/11	89.976	96.140	96.148	97.537	97.537
Recyclable plastics.....	07	2C01	12/11	89.976	96.140	96.148	97.537	97.537
Recyclable plastics.....	07	2C0101	12/11	89.976	96.140	96.148	97.537	97.537
Lumber and wood products.....	08	-		300.876	293.226	297.890	301.563	318.318
Lumber.....	08	1		283.260	275.457	288.898	299.410	345.782
Softwood lumber.....	08	11		286.982	273.862	292.391	309.912	383.103
Softwood cut stock and dimension.....	08	1105		320.600	299.458	315.599	316.462	349.824
Softwood cut stock and dimension.....	08	110503		342.178	319.614	336.841	337.762	373.369
Softwood lumber, not edge worked.....	08	1106	12/03	144.201	136.689	148.197	159.491	205.249
Softwood lumber, not edge worked.....	08	110601	12/03	144.201	136.689	148.197	159.491	205.249
Softwood dressed lumber, less than 2 inches in nominal thickness, not edge worked.....	08	1106012	06/12	234.402	188.883	151.374	149.060	155.282
Softwood dressed 2-inch lumber, 2 inches in nominal thickness only, not edge worked.....	08	1106013	06/12	137.116	133.008	159.816	178.808	262.142
Softwood dressed lumber and timbers, more than 2 inches in nominal thickness, not edge worked.....	08	1106014	06/12	130.152	131.961	158.549	180.433	196.620
Softwood lumber, made from purchased lumber.....	08	1107	12/03	275.114	271.175	273.510	276.339	291.184
Softwood lumber, made from purchased lumber.....	08	110701	12/03	275.114	271.175	273.510	276.339	291.184
Hardwood lumber.....	08	12		294.999	296.159	301.411	300.126	301.753
Hardwood cut stock and dimension.....	08	1203		361.533	361.849	361.849	361.849	361.849
Hardwood cut stock and dimension.....	08	120311	06/84	314.548	314.823	314.823	314.823	314.823
Hardwood flooring.....	08	1204	06/84	224.344	227.888	231.556	242.472	250.160
Oak and maple hardwood flooring.....	08	120401	06/84	225.589	230.271	232.853	246.017	255.395
Hardwood flooring, other than oak and maple.....	08	120402	12/11	134.369	133.206	138.652	138.769	138.534
Hardwood lumber, not edge worked.....	08	1205	12/03	148.715	148.991	154.317	149.878	149.237
Hardwood lumber, not edge worked.....	08	120501	12/03	148.715	148.991	154.317	149.878	149.237
Millwork.....	08	2		327.545	328.699	328.367	329.767	335.619
General millwork.....	08	21		289.045	294.932	297.075	298.754	300.750
General millwork.....	08	2101		289.045	294.932	297.075	298.754	300.750
Stock wood kitchen cabinets, related cabinetwork and countertops.....	08	210102	12/12	113.608	114.182	115.220	115.220	117.217
Stock wood kitchen cabinets and related cabinetwork for permanent installation.....	08	2101021	12/09	121.500	122.263	122.263	122.263	124.917
Custom wood kitchen cabinets, bathroom vanities, and related cabinetwork.....	08	210105	12/12	126.340	127.562	127.612	127.612	127.680
Custom wood kitchen cabinets and related cabinetwork not sold direct to customer at retail.....	08	2101051	12/09	146.111	146.801	146.923	146.923	147.088
Custom wood kitchen cabinets, bathroom vanities, and related cabinet work sold at retail.....	08	2101052	12/09	122.331	124.058	124.058	124.058	124.058
Wood window units.....	08	210112	06/83	303.199	303.199	303.199	305.879	305.879

See footnotes at end of table.

Table 9. Producer price indexes for commodity and service groupings and individual items, not seasonally adjusted — Continued
 [December 2021, Index base 1982=100, unless otherwise indicated]

Title	Commodity code		Other index base	Unadjusted index ¹				
	Group code	Item code		Aug. 2021	Sept. 2021 ^P	Oct. 2021 ^P	Nov. 2021 ^P	Dec. 2021 ^P
Double hung wood window units.....	08	2101121	06/13	139.541	139.541	139.541	140.999	140.999
Casement wood window units.....	08	2101122	06/13	147.150	147.150	147.150	148.785	148.785
All other wood window units, including horizontal sliding, awning and single hung.....	08	2101123	06/13	120.617	120.617	120.617	120.617	120.617
Wood sash, excluding sash shipped in window units.....	08	210122	06/83	302.902	302.902	302.902	302.902	302.902
Wood window & door frames, incl. door frames in door units, excl. window frames in window units.....	08	210132	06/83	259.510	259.644	265.982	271.134	271.134
Wood panel, flush, & molded face doors, interior & exterior, incl. doors with glazed sections.....	08	210142	06/83	274.607	278.881	283.061	287.497	291.981
Other wood doors, incl. garage, patio, bifold, cabinet, screen, storm and louver.....	08	210152	06/83	269.191	270.061	272.181	272.934	273.718
Wood moldings.....	08	210162	06/83	303.877	340.698	340.730	344.469	347.322
Mirror and picture frames and framed pictures.....	08	210175	06/02	133.458	133.808	134.651	134.651	134.651
Other wood millwork products, including stairwork, exterior millwork, and softwood flooring.....	08	210183	06/83	261.550	281.971	286.957	287.746	291.476
Prefabricated structural members.....	08	22		525.698	502.021	488.710	488.634	514.637
Prefabricated structural members.....	08	2201		525.698	502.021	488.710	488.634	514.637
Laminated veneer lumber.....	08	220107	12/03	227.764	231.274	231.025	231.025	231.025
Other engineered structural wood members, excluding trusses & laminated veneer lumber.....	08	220108	12/03	251.224	244.439	240.534	240.534	249.826
Wood trusses.....	08	220109	12/03	332.352	313.701	303.678	303.616	322.952
Plywood.....	08	3		327.418	261.240	272.777	283.976	288.695
Softwood veneer and plywood.....	08	31		429.196	301.760	320.351	336.900	347.633
Softwood veneer and plywood.....	08	3103		335.171	235.652	250.171	263.094	271.476
Softwood veneer and plywood.....	08	310303	12/05	207.068	145.586	154.556	162.539	167.718
Softwood veneer, incl. veneer backed w/ paper, cloth, or other flexible material.....	08	3103031	12/07	202.904	163.234	146.620	144.640	147.343
Softwood plywood products: rough, sanded, and specialties.....	08	3103035	12/11	233.679	156.926	176.147	188.667	195.361
Hardwood veneer and plywood.....	08	35	12/05	144.982	147.885	150.249	153.729	152.218
Hardwood veneer and plywood.....	08	3501	12/05	144.982	147.885	150.249	153.729	152.218
Hardwood veneer, including veneer backed with paper, cloth, or other flexible material.....	08	350102	12/11	119.758	120.993	120.991	123.103	123.103
Hardwood plywood.....	08	350104	12/12	150.418	158.035	159.968	164.826	163.628
Hardwood veneered panels, including two-ply veneers.....	08	350107	12/11	135.920	128.289	135.802	137.146	132.243
Other wood products.....	08	4		219.493	219.265	217.146	211.834	212.328
Wood pallets and pallet containers, wood and metal combination.....	08	41		400.543	400.057	391.979	381.216	383.203
Wood pallets and pallet containers.....	08	4101		400.543	400.057	391.979	381.216	383.203
Wood pallets and pallet containers, wood and metal combination.....	08	410101	12/09	205.102	204.853	200.717	195.205	196.222
Wood boxes.....	08	42		253.609	252.492	246.549	245.781	244.335
Wood boxes.....	08	4201		253.609	252.492	246.549	245.781	244.335
Nailed and lock-corner wood boxes.....	08	420101	06/85	196.449	196.150	216.051	212.570	212.570
Wood box and crate shook.....	08	420102	06/85	260.561	257.701	229.564	229.564	225.628
Other wood container parts and wood containers.....	08	420127	12/03	146.298	146.298	146.298	146.298	146.298
Miscellaneous wood products.....	08	49		137.997	138.022	139.123	135.409	135.555
Wood ties, siding, shingles, and shakes, and contract sawing of logs owned by others.....	08	4903	12/03	153.688	154.105	157.029	157.452	156.436
Wood ties, siding, shingles, and shakes, and contract sawing of logs owned by others.....	08	490301	12/03	153.688	154.105	157.029	157.452	156.436
Sawn wood fence stock, wood lath, and contract resawing and planing.....	08	4904	12/03	152.420	152.420	152.420	152.420	152.420
Sawn wood fence stock, wood lath, and contract resawing and planing.....	08	490401	12/03	152.420	152.420	152.420	152.420	152.420
All other miscellaneous wood products.....	08	4909	06/84	224.090	224.097	225.905	218.855	219.225
All other miscellaneous wood products.....	08	490901	06/84	224.090	224.097	225.905	218.855	219.225
Logs, bolts, timber, pulpwood and wood chips.....	08	5		266.704	264.738	263.777	262.376	263.990
Logs, bolts, timber, pulpwood and wood chips.....	08	51		266.704	264.738	263.777	262.376	263.990
Logs, bolts, timber, pulpwood and wood chips.....	08	5105	12/11	113.963	113.123	112.712	112.114	112.803
Logs, bolts, timber and pulpwood.....	08	510502	12/11	114.721	114.573	114.062	112.716	113.768
Wood chips, excluding field chips.....	08	510505	12/11	108.421	105.298	105.234	107.139	106.604
Prefabricated wood buildings & components.....	08	6	12/84	341.868	341.400	344.564	346.304	361.670
Prefabricated wood buildings & components.....	08	61	12/84	341.868	341.400	344.564	346.304	361.670
Prefabricated wood buildings and components.....	08	6101	12/84	341.868	341.400	344.564	346.304	361.670
Prefabricated stationary wood buildings, components (not sold as complete units).....	08	610101	12/84	202.752	203.460	201.428	200.646	218.642
Prefabricated stationary wood buildings, precut packages (complete units).....	08	610102	12/84	455.363	453.558	456.124	461.881	462.543
Prefabricated stationary wood buildings, shipped in panel form (complete units).....	08	610103	12/84	385.641	379.739	403.811	411.044	445.394
Prefabricated stationary wood buildings, shipped in three-dimensional assemblies.....	08	610104	12/84	365.369	365.377	369.739	371.683	374.509

See footnotes at end of table.

Table 9. Producer price indexes for commodity and service groupings and individual items, not seasonally adjusted — Continued
 [December 2021, Index base 1982=100, unless otherwise indicated]

Title	Commodity code		Other index base	Unadjusted index ¹				
	Group code	Item code		Aug. 2021	Sept. 2021 ^P	Oct. 2021 ^P	Nov. 2021 ^P	Dec. 2021 ^P
Prefabricated stationary wood buildings, three-dimensional assemblies, residential.....	08	6101041	12/11	170.147	169.958	172.908	173.771	175.159
Prefabricated stationary wood buildings, three-dimensional assemblies, nonresidential.....	08	6101042	12/11	184.483	185.535	182.742	183.953	184.986
Treated wood and contract wood preserving.....	08	7	06/85	232.540	229.155	236.061	245.090	252.745
Treated wood and contract wood preserving.....	08	71	06/85	232.540	229.155	236.061	245.090	252.745
Treated wood.....	08	7101	06/85	235.298	231.622	239.107	249.116	257.075
Wood poles, piles, and posts owned and treated by the same establishment.....	08	710101	06/85	293.223	294.908	295.857	295.235	295.077
Other wood products owned and treated by the same establishment.....	08	710102	06/85	215.524	210.366	219.616	232.526	242.696
Contract wood preservation.....	08	7102	06/85	206.839	206.101	207.732	207.846	212.711
Receipts for treating wood owned by others w/ arsenical chemicals, creosote, & other chemicals.....	08	710201	06/85	206.839	206.101	207.732	207.846	212.711
Pulp, paper, and allied products.....	09	—		293.828	296.747	301.928	306.176	306.687
Pulp, paper, and prod., ex. bldg. paper.....	09	1		258.306	261.973	267.445	269.370	269.177
Wood pulp.....	09	11		211.209	210.842	210.670	206.153	203.932
Wood pulp.....	09	1105	06/06	146.629	146.374	146.255	143.119	141.577
Wood pulp.....	09	110501	06/06	146.629	146.374	146.255	143.119	141.577
Special alpha and dissolving wood pulp, incl. sulfite and sulfate and other wood pulp.....	09	1105012	12/11	113.285	112.526	112.031	107.327	105.960
All other miscellaneous pulp, other than wood, and pulp mill byproducts incl. turpentine.....	09	1105017	12/07	152.506	155.649	157.970	168.549	168.017
Recyclable paper.....	09	12		520.256	545.479	579.582	568.125	527.037
News and other low grade recyclable paper.....	09	1201		400.452	426.247	423.836	423.836	442.182
News and other low grade recyclable paper.....	09	120125	06/06	180.790	192.435	191.347	191.347	199.629
Corrugated recyclable paper.....	09	1203		477.168	500.282	543.350	528.221	480.723
Corrugated recyclable paper.....	09	120325	06/06	163.905	171.844	186.638	181.441	165.126
High grade recyclable paper (including pulp substitutes and deinking).....	09	1207	12/86	296.221	309.207	309.592	311.066	297.710
High grade recyclable (including pulp substitutes and deinking).....	09	120725	06/06	222.710	232.473	232.763	233.871	223.829
Paper.....	09	13		221.072	223.061	224.890	229.127	230.399
Writing and printing papers.....	09	1301		205.315	206.200	207.630	214.353	217.562
Bleached bristol, clay-coated, uncoated, and industrial converted paper.....	09	130119	12/11	109.223	109.316	110.752	114.501	116.015
Printing paper, coated at establishments other than where paper was produced.....	09	130120	12/11	129.132	129.132	128.690	128.690	128.690
Newsprint.....	09	1302		134.652	136.599	138.120	140.047	139.958
Newsprint.....	09	130291		134.652	136.599	138.120	140.047	139.958
Packaging and industrial converting paper.....	09	1303		307.535	312.136	315.119	316.698	314.456
Coated and laminated single and multi-web paper.....	09	130321	12/87	216.220	216.047	224.425	224.871	226.431
Single-web paper, rolls and sheets, including waxed, for flexible packaging uses.....	09	1303211	12/11	123.621	123.625	128.856	128.859	128.859
Multiweb laminated rolls and sheets, except foil, for flexible packaging uses.....	09	1303213	12/11	117.953	117.737	121.796	122.333	124.220
Coated and laminated single and multi-web film.....	09	130322	12/87	253.990	258.426	259.504	260.903	258.366
Single-web film, rolls, and sheets, including coextruded, for flexible packaging uses.....	09	130322A	01/19	123.991	126.294	127.970	126.785	126.101
Single-web film, rolls, and sheets for flexible packaging uses.....	09	130322A1	12/11	136.101	138.071	139.934	138.657	137.043
Coextruded single-web film, for flexible packaging uses.....	09	130322A2	12/11	133.776	138.968	140.660	139.272	142.718
All other coated and processed papers.....	09	1305	12/82	225.728	227.129	228.919	230.069	232.612
Converted foil for nonpackaging applications.....	09	130505	06/13	98.232	102.431	101.711	102.275	102.502
Other coated and processed papers, except for packaging uses.....	09	130506	06/13	108.749	108.765	109.952	110.242	111.411
Paperboard.....	09	14		304.666	308.413	320.360	321.177	323.960
Corrugated paperboard in sheets and rolls, lined and unlined.....	09	1405		314.222	316.509	327.473	330.488	334.020
Corrugated paperboard in sheets and rolls, lined and unlined.....	09	140551		314.222	316.509	327.473	330.488	334.020
Paperboard, excluding corrugated paperboard.....	09	1411	12/82	320.673	324.974	337.855	338.225	341.004
Recycled paperboard.....	09	141105	12/82	369.385	375.903	388.156	389.693	394.207
Unbleached kraft packaging and industrial converting paperboard.....	09	141107	12/99	194.970	195.697	206.112	206.112	207.904
Bleached packaging and industrial converting paperboard.....	09	141112	05/21	105.010	108.825	111.598	111.613	111.970
Converted paper and paperboard products.....	09	15		259.300	262.984	267.438	269.898	270.527
Sanitary paper products, including stock.....	09	1501		186.765	189.433	189.130	190.586	189.882
Sanitary paper products, including stock.....	09	150123	12/99	129.605	131.456	131.246	132.256	131.768
Sanitary tissue paper products, made in paper mills.....	09	1501233	12/07	114.133	114.504	114.378	115.213	113.898
Paper table napkins, industrial & retail pkgs bulk & dispenser types, made in paper mills.....	09	15012332	12/07	130.488	130.125	131.044	131.044	131.044
Paper towels, industrial pkgs (rolled, folded, and interfolded), made in paper mills.....	09	15012335	12/07	104.670	106.047	106.056	106.039	108.449
Other sanitary paper products, made in paper mills.....	09	15012337	12/07	109.997	109.820	109.058	111.990	108.754
Disposable diapers and similar disposable products, purchased sanitary paper stock and wadding.....	09	1501234	12/07	111.186	117.625	117.625	118.043	118.273

See footnotes at end of table.

Table 9. Producer price indexes for commodity and service groupings and individual items, not seasonally adjusted — Continued

[December 2021, Index base 1982=100, unless otherwise indicated]

Title	Commodity code		Other index base	Unadjusted index ¹				
	Group code	Item code		Aug. 2021	Sept. 2021 ^P	Oct. 2021 ^P	Nov. 2021 ^P	Dec. 2021 ^P
Sanitary tissue paper products, made from purchased sanitary paper stock or wadding.....	09	1501235	12/07	116.487	117.525	116.732	119.085	120.854
Paper, plastic, and foil bags.....	09	1502		332.414	338.118	340.963	339.891	338.030
Uncoated single-web paper grocers' bags and sacks and variety and shopping bags.....	09	150214	12/83	383.880	385.244	385.244	385.244	385.244
Specialty bags, pouches and liners.....	09	150216	12/83	267.125	272.489	275.292	274.236	272.402
Plastics, foil, and coated paper bags.....	09	1502161	12/10	120.815	120.924	120.349	131.306	132.072
Specialty bags, pouches, and liners, multiweb laminations and foil, except film-film.....	09	15021612	06/13	118.980	119.161	118.208	128.323	129.592
Single-web film specialty bags, pouches, and liners.....	09	1502162	12/10	133.831	136.987	138.613	136.754	135.527
Polyethylene grocery and variety bags and pouches.....	09	15021621	12/11	124.661	124.661	124.661	120.585	120.303
Polyethylene refuse bags.....	09	15021622	12/11	134.602	143.875	147.624	146.348	136.802
Other polyethylene bags, pouches, and liners.....	09	15021625	12/11	129.136	130.497	133.265	133.164	131.795
Coextruded single-web film specialty bags, pouches, & liners.....	09	15021626	06/13	131.842	138.007	138.007	138.007	144.601
Multiweb film/film combination specialty bags, pouches and liners.....	09	1502163	12/10	129.450	129.887	131.097	130.981	131.436
Paper boxes and containers.....	09	1503		292.354	296.495	306.009	309.380	310.157
Corrugated shipping containers.....	09	150301	06/87	297.448	302.642	313.712	314.415	314.873
Corrugated shipping containers for food and beverages and carryout boxes for retail food.....	09	1503011	12/09	143.201	144.697	148.208	148.973	149.411
Corrugated shipping containers for paper and allied products.....	09	1503012	12/09	157.348	159.382	167.508	167.508	167.775
Corrugated shipping containers for metal and electrical machinery.....	09	1503013	12/09	171.926	173.443	181.452	182.319	182.319
Corrugated shipping containers for all other end uses.....	09	1503014	12/09	149.486	156.093	159.485	159.485	159.485
Setup (rigid) paperboard boxes.....	09	150322	12/83	302.435	305.239	305.954	305.954	310.242
Folding paperboard boxes, packaging, and packaging components.....	09	150336	12/04	118.912	120.179	124.011	126.014	128.293
Folding paperboard boxes, packaging, and packaging components.....	09	15033601	12/11	108.922	110.082	113.592	115.427	117.515
Paperboard fiber drums with ends of any material.....	09	150337		527.264	528.265	532.094	559.490	560.810
Milk and milk-type paperboard cartons, including juice, beverage, and other products.....	09	150351		219.453	219.453	222.589	-	-
Other corrugated and solid fiber products, including containers, pallets, pads, etc.....	09	1504		382.540	384.013	402.768	404.731	405.079
Other corrugated and solid fiber products, including containers, pallets, pads, etc.....	09	150441		532.004	534.053	560.136	562.866	563.350
Office supplies and accessories.....	09	1506		200.122	203.807	203.032	208.229	213.649
Envelopes.....	09	150636	12/84	188.258	191.157	192.334	202.830	206.635
Die-cut paper and paperboard office supplies.....	09	150646	12/03	188.610	188.765	188.765	189.890	203.579
Paper supplies for business machines and other misc. unprinted office supplies.....	09	150655	06/90	203.393	212.627	206.640	208.993	211.276
Tablets, pads, and related products.....	09	150657	12/11	110.940	111.334	111.372	111.454	113.653
Fiber cans, tubes, and similar fiber products.....	09	1507		374.403	380.913	387.642	391.034	402.601
Fiber cans, all fiber and composite.....	09	150731	12/09	139.363	140.200	140.854	141.457	142.166
Fiber cores and tubes.....	09	150732	12/09	146.167	149.608	153.265	154.965	161.517
Paperboard cones, reels, spools, bobbins, blocks, and all vulcanized fiber products.....	09	150733	12/09	151.124	151.563	153.398	153.727	153.727
Molded pulp goods, including egg cartons, florists pots, food trays, etc.....	09	1508	06/85	220.566	223.455	224.503	230.185	233.109
Molded pulp goods, including egg cartons, florists pots, food trays, etc.....	09	150814	06/90	191.979	194.494	195.406	200.352	202.897
Miscellaneous converted paper and paperboard products.....	09	1509	12/84	221.195	223.743	227.619	230.610	232.496
Pasted, lined, laminated, or surface-coated paperboard.....	09	150901	12/84	290.843	290.842	292.977	292.977	299.579
Wallcoverings.....	09	150902	06/85	187.907	187.907	189.397	189.397	189.397
Other sanitary paper products & misc. converted paper & paperboard products.....	09	150999	12/84	216.119	219.266	223.625	227.320	228.695
Miscellaneous converted paper and paperboard products.....	09	1509992	06/10	127.369	129.882	133.363	136.313	137.412
Pressure-sensitive products.....	09	16	12/82	209.590	212.154	213.234	216.214	217.297
Pressure-sensitive products.....	09	1601	12/82	209.590	212.154	213.234	216.214	217.297
Pressure-sensitive products.....	09	160101	12/82	209.161	211.720	212.798	215.772	216.852
Building paper & building board mill prods.....	09	2		372.975	351.361	361.297	369.732	371.123
Hardboard, particleboard & fiberboard prods.....	09	22		351.856	331.466	340.840	348.797	350.109
Particleboard and fiberboard.....	09	2201		378.039	354.584	364.393	373.546	375.056
Particleboard made from particleboard produced at the same location.....	09	220125	12/82	337.988	356.519	361.354	367.915	370.309
Medium density fiberboard (MDF) made from MDF produced at the same location.....	09	220131	06/84	260.471	270.938	276.749	290.581	295.273
Prefinished particleboard and medium density fiberboard (MDF) made from purchased materials.....	09	220141	12/02	213.630	231.394	231.351	231.362	231.362
Hardboard products.....	09	2202	06/84	182.366	182.366	189.013	189.013	189.013
Hardboard products.....	09	220206	12/11	139.024	139.024	144.091	144.091	144.091
Publications, printed matter and printing material.....	09	4	06/09	115.571	116.453	117.123	121.039	122.051
Books printing.....	09	44	12/83	204.493	208.456	210.841	213.852	217.132
Books printing.....	09	4401	12/83	204.493	208.456	210.841	213.852	217.132
Books printing.....	09	440114	06/05	130.131	132.653	134.171	136.086	138.174
Textbook printing and binding.....	09	4401141	12/11	119.715	121.694	124.951	127.554	129.833
Technical, scientific, & professional book printing & binding.....	09	4401143	12/11	112.644	118.436	119.340	122.117	122.200

See footnotes at end of table.

Table 9. Producer price indexes for commodity and service groupings and individual items, not seasonally adjusted — Continued
 [December 2021, Index base 1982=100, unless otherwise indicated]

Title	Commodity code		Other index base	Unadjusted index ¹				
	Group code	Item code		Aug. 2021	Sept. 2021 ^P	Oct. 2021 ^P	Nov. 2021 ^P	Dec. 2021 ^P
Religious book printing and binding.....	09	4401145	12/11	115.216	117.760	119.253	123.517	128.209
General book (trade, etc.) printing and binding.....	09	4401147	12/11	135.130	137.688	138.160	140.310	143.985
Other book and pamphlet printing and binding.....	09	440114E	12/11	108.993	110.302	110.375	110.381	110.503
Manifold business forms printing.....	09	45	12/83	412.420	412.420	412.420	421.296	421.296
Manifold business forms printing.....	09	4501	12/83	412.420	412.420	412.420	421.296	421.296
Manifold business forms printing, excluding checkbooks.....	09	450105	09/18	111.668	111.668	111.668	114.072	114.072
Unit set business forms, loose or bound, manifold books, and pegboard accounting systems.....	09	4501051	09/18	104.529	104.529	104.529	104.529	104.529
Commercial printing.....	09	47	06/82	186.144	187.196	188.302	195.737	197.288
Magazine and periodical printing.....	09	4701	06/82	136.867	137.516	143.600	143.600	148.124
Magazine and periodical printing (lithographic).....	09	470102	06/82	145.654	146.345	152.819	152.819	157.634
Label and wrapper printing for packaging.....	09	4702	06/82	211.274	212.772	213.658	216.972	217.470
Label and wrapper printing (lithographic).....	09	470202	06/82	172.181	172.181	172.181	172.181	172.181
Label and wrapper printing (flexographic).....	09	470205	12/08	125.554	126.420	127.248	130.345	130.384
Catalog and directory printing.....	09	4703	06/82	138.112	138.112	138.482	138.981	139.341
Catalog and directory printing (lithographic).....	09	470302	06/82	150.340	150.340	150.742	151.285	151.677
Advertising printing.....	09	4705	06/82	163.730	164.387	165.242	165.961	167.372
Advertising printing (lithographic).....	09	470506	06/82	159.953	160.632	161.516	162.258	163.638
Other general job printing.....	09	4706	06/82	241.644	242.500	242.575	243.803	246.065
Quick printing.....	09	470604	12/08	115.251	115.251	115.251	115.251	115.251
Other commercial and general job printing.....	09	470609	06/82	233.247	234.367	233.990	235.595	237.796
Other commercial and general job printing (lithographic).....	09	4706091	06/09	104.479	105.003	104.820	105.574	106.608
All other commercial and general job printing.....	09	4706094	09/18	128.337	128.389	128.537	128.537	128.537
Other commercial printing, incl. screen, engraving, digital, & general job exc. labels/wrappers.....	09	4711	12/88	160.357	161.991	161.910	170.851	171.819
Commercial screen printing, excluding on garments, apparel accessories, & other fabric articles.....	09	471101	06/82	147.103	148.061	148.061	153.028	153.028
Screen printing (excluding on textiles, apparel, apparel accessories, and labels).....	09	4711012	06/09	104.724	105.406	105.406	108.942	108.942
Other commercial and general job screen printing.....	09	47110123	06/10	111.580	113.405	113.405	114.511	114.511
Digital printing.....	09	471103	12/88	123.842	125.225	125.007	131.091	132.216
Blankbooks, binders, and bookbinding work.....	09	48	06/85	289.381	293.974	295.187	295.987	297.323
Tradebinding and related work.....	09	4802	12/85	183.764	190.490	191.381	193.105	195.988
Edition, library, and other hardcover binding of books printed elsewhere.....	09	480201	12/85	194.585	197.700	197.700	—	—
Miscellaneous binding and postpress work, incl. collating, perforating, folding, gluing, etc.....	09	480203	12/11	120.472	123.573	123.841	125.282	126.496
Softcover, pamphlet, sample book, and other binding of books and materials printed elsewhere.....	09	480204	12/11	108.784	115.782	117.030	117.285	120.661
Services for the printing trade.....	09	49	06/85	105.612	108.144	108.144	108.144	110.634
Prepress services, including platemaking.....	09	4905	12/03	94.215	96.473	96.473	96.473	98.694
Prepress services, excl. platemaking (incl. film, assembled flats, color sep., typesetting, etc.).....	09	490501	12/03	90.985	93.774	93.774	93.774	95.617
Printing plates and cylinders, prepared for printing (excl. blank plates and blank cylinders).....	09	490502	12/03	103.705	105.188	105.188	105.188	108.131
Metals and metal products.....	10	—		312.994	318.289	324.688	331.998	331.481
Iron and steel.....	10	1		395.232	405.663	417.631	432.781	431.814
Iron ores.....	10	11		186.611	189.551	189.551	189.551	189.551
Iron ores.....	10	1105	12/97	196.104	199.194	199.194	199.194	199.194
Iron ores.....	10	110555	12/97	196.104	199.194	199.194	199.194	199.194
Iron and steel scrap.....	10	12		727.187	694.594	691.581	758.112	737.872
Carbon steel scrap.....	10	1211	12/86	668.650	635.939	632.705	697.359	675.887
Heavy melting scrap.....	10	121191	06/96	393.610	375.881	369.110	411.494	406.223
Carbon steel scrap bundles.....	10	121192	06/96	410.002	377.215	374.165	386.325	386.258
Shredded carbon steel scrap.....	10	121193	06/96	310.096	296.944	295.982	332.924	314.652
Cut plate and structural scrap.....	10	121194	06/96	348.825	332.578	333.004	363.733	361.675
Other carbon steel scrap.....	10	121195	06/96	346.477	328.377	333.994	353.857	343.091
Stainless and other alloy steel scrap.....	10	1212	12/86	602.892	607.465	607.368	622.392	633.796
Stainless and other alloy steel scrap.....	10	121208	06/96	390.607	393.570	393.507	403.241	410.630
Cast iron scrap.....	10	1213	12/86	376.084	365.398	364.675	386.618	388.673
Cast iron scrap.....	10	121308	06/96	292.793	284.474	283.910	300.994	302.594
Other ferrous scrap.....	10	1215	06/06	161.790	153.695	155.766	175.551	169.493
Other ferrous scrap.....	10	121501	06/06	161.790	153.695	155.766	175.551	169.493
Foundry and forge shop products.....	10	15		234.823	235.241	238.370	239.608	242.543
Pressure and soil pipe & fittings, cast iron.....	10	1502		467.798	488.488	487.572	487.315	487.381
Pressure pipe & fittings, cast iron.....	10	15021	12/11	117.306	119.968	119.691	119.614	—
Pressure pipe & fittings, ductile iron.....	10	150211		354.904	363.134	362.334	362.092	—
Soil pipe & fittings, cast iron.....	10	150227		737.783	848.276	848.276	—	—

See footnotes at end of table.

Table 9. Producer price indexes for commodity and service groupings and individual items, not seasonally adjusted — Continued

[December 2021, Index base 1982=100, unless otherwise indicated]

Title	Commodity code		Other index base	Unadjusted index ¹				
	Group code	Item code		Aug. 2021	Sept. 2021 ^P	Oct. 2021 ^P	Nov. 2021 ^P	Dec. 2021 ^P
Other gray and ductile iron castings.....	10	1504		236.713	237.104	243.357	244.493	250.804
Ductile iron castings (excluding pressure pipe & fittings).....	10	150413	12/03	173.658	174.107	174.720	176.742	181.190
Ductile iron castings for automotive uses.....	10	1504131	06/12	109.834	109.858	109.839	109.793	109.839
Ductile iron castings for all other uses.....	10	1504132	06/12	118.589	119.136	119.929	122.532	128.123
Gray iron castings (excluding soil & pressure pipe & fittings).....	10	150419	12/11	118.876	118.990	124.492	124.422	127.819
Standard and pearlitic malleable iron castings.....	10	1505		278.848	—	—	—	—
Standard and pearlitic malleable iron castings.....	10	150501		278.848	—	—	—	—
Steel investment castings.....	10	1506		265.618	265.618	270.502	272.333	280.630
Steel investment castings.....	10	150624	12/03	151.623	151.623	154.411	155.456	160.192
Carbon steel castings, except investment.....	10	1507		267.408	250.548	251.385	252.018	252.018
Carbon steel castings, except investment.....	10	150701	12/03	180.999	169.587	170.153	170.582	170.582
High alloy steel castings, excluding investment.....	10	1508		269.894	271.701	271.701	271.701	271.701
High alloy steel castings, excluding investment.....	10	150801	12/03	198.259	199.587	199.587	199.587	199.587
Other alloy steel castings, except investment.....	10	1509		226.681	228.211	228.744	228.914	228.914
Other alloy steel castings, except investment.....	10	150901	12/03	162.379	163.475	163.857	163.978	163.978
Other forge shop products.....	10	1513	06/82	170.314	170.936	172.554	173.926	174.261
Closed die forgings, ferrous.....	10	151359	06/98	130.868	131.428	132.714	134.154	134.518
Hot impression die impact, press and upset steel forgings.....	10	15135912	12/17	107.368	107.854	108.909	110.091	110.390
Hot impression die impact, press, and upset carbon steel forgings.....	10	151359121	12/17	104.558	104.558	104.915	106.010	106.010
Hot impression die impact, press, & upset alloy steel forgings, except stainless and high temp.....	10	151359122	12/17	111.382	112.562	114.681	116.185	116.911
Steel mill products.....	10	17		399.074	418.472	435.312	447.084	447.964
Semifinished steel mill products.....	10	1702	06/82	410.083	424.037	435.275	437.735	447.704
Hot rolled steel sheet and strip, including tin mill products.....	10	1703	06/82	334.985	364.056	376.768	390.512	385.482
Hot rolled steel sheet and strip, including tin mill products.....	10	170301	12/03	297.523	323.342	334.633	346.840	342.372
Hot rolled steel bars, plates, and structural shapes.....	10	1704	06/82	282.106	288.568	290.861	295.481	300.021
Hot rolled steel bars, plates, & structural shapes, alloy.....	10	170406	12/10	133.625	134.437	132.482	132.144	134.217
Hot rolled steel bars, plates, and structural shapes, carbon.....	10	170410	12/17	164.258	168.344	170.188	173.245	175.909
Steel wire.....	10	1705	06/82	347.665	352.678	353.688	360.666	370.666
Steel wire, carbon.....	10	170501	12/03	326.939	333.466	338.104	344.821	354.748
Steel wire, stainless steel.....	10	170502	12/10	148.272	148.476	144.798	148.293	152.478
Steel wire, alloy.....	10	170503	12/10	110.512	110.742	108.996	108.331	109.183
Steel pipe and tube.....	10	1706	06/82	417.467	438.458	451.615	482.483	493.411
Steel pipe and tube, carbon.....	10	170652	12/17	181.929	192.280	198.513	208.549	214.187
Steel pipe and tube, stainless steel.....	10	170674	12/10	124.321	127.979	131.353	133.804	135.924
Cold rolled steel sheet and strip.....	10	1707	06/82	634.059	650.288	701.663	711.696	706.690
Cold rolled steel sheet and strip.....	10	170710	06/82	634.059	650.288	701.663	711.696	706.690
Cold finished steel bars and bar shapes.....	10	1708	06/82	264.949	273.207	275.161	279.379	294.066
Cold finished steel bars and bar shapes.....	10	170810	12/17	138.303	142.613	143.633	145.835	153.501
Electrometallurgical ferroalloy products.....	10	1712	12/17	117.448	117.013	122.674	120.007	120.251
Electrometallurgical ferroalloy products.....	10	171201	12/17	117.448	117.013	122.674	120.007	120.251
Nonferrous metals.....	10	2		332.752	334.020	336.311	339.702	331.564
Nonferrous metal ores.....	10	21	12/83	524.446	558.575	522.262	541.014	517.914
Gold ores.....	10	2105	06/85	445.083	444.979	442.295	451.582	—
Gold ores.....	10	210501	06/85	445.696	445.591	442.904	452.204	—
Other metal ores.....	10	2112	12/03	2,219.576	2,645.463	2,339.943	—	—
Other metal ores.....	10	211201	12/03	2,219.576	2,645.463	2,339.943	—	—
Primary nonferrous metals.....	10	22		254.161	260.928	274.912	264.084	269.647
Primary nonferrous metals.....	10	2201		260.429	267.362	281.691	270.596	276.297
Copper cathode and refined copper.....	10	220131	12/96	237.062	236.415	237.965	—	—
Other nonferrous metals, unalloyed.....	10	220181	06/88	382.214	380.567	404.294	411.071	419.854
Nonferrous scrap.....	10	23		559.180	519.801	524.234	524.160	498.149
Copper base scrap.....	10	2301		634.905	633.768	652.017	653.353	649.553
No. 1 copper scrap, including wire.....	10	230101	12/86	543.682	537.136	554.211	554.113	549.887
No. 2 copper scrap, including wire.....	10	230102	12/86	872.484	861.174	893.181	892.272	890.827
Yellow brass scrap.....	10	230103	12/86	672.149	698.159	727.033	735.156	727.168
Other copper and brass scrap.....	10	230104	12/86	652.940	652.561	655.052	656.422	—
Aluminum base scrap.....	10	2302		291.898	286.568	290.014	290.499	288.901
Solids and clippings, new aluminum base scrap.....	10	230201	12/86	306.600	295.990	290.685	277.423	—
Used beverage can scrap.....	10	230205	12/86	217.353	236.836	251.531	240.545	238.602
Other old aluminum base scrap.....	10	230206	12/86	179.685	185.686	191.199	202.728	194.454
Other nonferrous scrap (including lead, zinc and precious metals).....	10	2303		685.441	576.468	570.192	568.070	494.595
Other nonferrous scrap (including lead, zinc and precious metals).....	10	230309	06/06	293.144	246.539	243.855	242.947	211.524
Secondary nonferrous metals.....	10	24		318.131	314.298	314.919	318.100	316.253
Secondary aluminum.....	10	2402		253.237	259.721	272.184	284.908	287.898
Secondary aluminum.....	10	240229	06/97	157.600	161.635	169.391	177.310	179.171
Secondary copper, alloyed and unalloyed.....	10	2403		730.343	742.559	732.024	723.079	718.382

See footnotes at end of table.

Table 9. Producer price indexes for commodity and service groupings and individual items, not seasonally adjusted — Continued

[December 2021, Index base 1982=100, unless otherwise indicated]

Title	Commodity code		Other index base	Unadjusted index ¹				
	Group code	Item code		Aug. 2021	Sept. 2021 ^P	Oct. 2021 ^P	Nov. 2021 ^P	Dec. 2021 ^P
Secondary copper, alloyed and unalloyed.....	10	240339	06/97	478.572	486.577	479.673	473.812	470.734
Secondary precious metals.....	10	2406		380.773	362.240	354.578	347.793	343.448
Secondary precious metals.....	10	240669	06/97	451.495	429.519	420.435	412.389	407.238
All other miscellaneous secondary nonferrous metals, including lead.....	10	2408	06/11	114.556	113.821	111.647	114.051	111.306
All other miscellaneous secondary nonferrous metals, including lead. ...	10	240801	06/11	114.556	113.821	111.647	114.051	111.306
Nonferrous mill shapes.....	10	25		267.671	271.128	277.919	282.920	272.411
Aluminum mill shapes.....	10	2501		235.604	241.764	251.652	257.281	244.567
Aluminum sheet and strip.....	10	250105	12/03	159.233	162.802	168.775	173.816	164.589
Extruded aluminum rod, bar, and other extruded shapes.....	10	250162	12/04	152.918	158.218	164.535	167.690	155.069
Aluminum extruded and drawn pipe and tube.....	10	250163	12/04	120.149	131.018	126.179	127.763	117.025
Copper and brass mill shapes.....	10	2502		604.921	600.569	600.876	610.074	589.838
Copper and copper alloy sheet, strip and plate.....	10	250237	12/03	279.985	280.594	280.568	284.315	280.117
Copper and copper alloy rod, bar and shapes.....	10	250238	12/03	384.200	379.225	380.489	382.768	365.310
Copper and copper alloy pipe and tube.....	10	250239	06/04	352.800	352.870	350.974	364.055	357.908
Nickel and nickel-base alloy mill shapes.....	10	2504		178.418	178.467	183.288	184.261	185.401
Nickel and nickel-base alloy mill shapes.....	10	250466	12/03	129.640	129.676	133.179	133.886	134.714
Titanium and titanium-base alloy mill shapes.....	10	2505		168.364	169.086	169.086	169.086	—
Titanium and titanium-base alloy mill shapes.....	10	250505	12/03	149.767	150.409	150.409	150.409	—
Other nonferrous mill shapes.....	10	2519		234.450	236.949	240.827	243.044	245.770
All other nonferrous metal mill shapes.....	10	251935	12/03	211.151	214.645	216.996	220.098	223.910
Nonferrous wire and cable.....	10	26		330.125	331.364	341.681	347.036	344.310
Nonferrous wire and cable.....	10	2603	12/82	338.625	339.895	350.478	355.971	353.174
Electronic wire and cable.....	10	260301	12/82	308.333	308.664	310.525	319.171	320.758
Copper wire and cable.....	10	260314	12/86	404.131	401.022	401.784	411.812	406.123
Power wire and cable.....	10	260332	06/04	286.575	290.719	327.774	335.908	332.759
Fiber optic cable.....	10	260333	12/88	54.553	57.202	57.237	57.402	57.571
Other wire and cable.....	10	260398	06/04	195.045	195.427	195.796	194.774	195.421
Nonferrous forge shop products.....	10	27	12/83	184.303	186.149	187.046	189.814	189.385
Nonferrous forge shop products.....	10	2701	12/83	184.303	186.149	187.046	189.814	189.385
Nonferrous forge shop products.....	10	270111	12/83	185.179	187.034	187.936	190.717	190.286
Hot impression die, impact, press and upset aluminum and other nonferrous forgings.....	10	2701111	12/07	108.495	109.668	110.237	111.995	111.723
Hot impression die, impact, press and upset aluminum and aluminum alloy forgings.....	10	27011111	12/07	119.088	121.602	122.824	126.594	126.009
Hot impression die, impact, press and upset titanium and titanium alloy forgings.....	10	27011112	12/07	95.087	95.087	95.087	95.087	95.087
Other nonferrous hot impression die impact, press, and upset forgings.....	10	27011113	12/07	111.942	111.942	111.942	111.942	111.942
Nonferrous foundry shop products.....	10	28		237.116	238.600	239.589	242.488	244.777
Aluminum castings.....	10	2802		203.876	204.951	206.036	207.889	211.153
Aluminum die-castings.....	10	280207	06/83	175.270	176.604	177.500	179.040	182.038
Aluminum castings, excluding die-castings.....	10	280208	05/18	112.455	112.521	113.166	114.257	115.811
Castings, nonferrous (except aluminum).....	10	2807	12/11	117.564	118.519	118.754	120.887	120.612
Castings, nonferrous (except aluminum).....	10	280701	12/11	117.564	118.519	118.754	120.887	120.612
Nonferrous die-castings (except aluminum).....	10	2807011	12/11	109.507	110.359	110.568	111.721	111.654
Copper base castings (excluding die-castings).....	10	2807013	12/11	126.240	127.860	128.258	130.029	129.320
Metal containers.....	10	3		185.938	186.551	191.622	193.640	199.115
Metal cans and can components.....	10	31		162.021	161.953	165.680	165.687	171.941
Steel cans and tinware end products.....	10	3102		226.987	226.987	231.713	231.741	231.741
Steel cans and tinware end products.....	10	310231	12/01	177.932	177.932	181.637	181.659	181.659
Aluminum cans and can components.....	10	3103		122.562	122.483	125.444	125.444	132.678
Aluminum cans and can components.....	10	310331	12/01	144.595	144.501	147.994	147.994	156.528
Barrels, drums, pails and other metal containers.....	10	32		401.496	407.450	423.730	441.568	441.970
Barrels, drums, pails and other metal containers.....	10	3201		401.496	407.450	423.730	441.568	441.970
Steel shipping barrels and drums (excl. beer barrels) (more than 12-gallon capacity).....	10	320106	12/11	163.690	166.419	175.978	184.090	184.090
All other metal containers.....	10	320107	12/11	153.305	156.020	162.273	170.442	170.691
Hardware.....	10	4		248.094	250.642	263.129	267.667	268.616
Hardware, n.e.c.....	10	41		245.145	249.102	268.330	274.319	275.078
Builders' hardware.....	10	4101		297.700	297.635	310.250	317.465	317.465
Builders' hardware (lock units, key blanks, door & window hardware, cabinet hardware, etc.).....	10	410104	06/07	150.023	149.990	156.347	159.983	159.983
Transportation equipment hardware.....	10	4103		155.190	162.202	190.607	190.607	191.639
Motor vehicle hardware.....	10	410311	06/85	124.662	130.512	162.834	162.834	163.352
Other transportation equipment hardware, incl. marine & aircraft (excl. motor vehicle hardware).....	10	410341	06/85	510.550	531.362	526.700	526.700	533.301
Furniture hardware.....	10	4104		278.718	283.746	295.070	310.125	310.125
Furniture hardware.....	10	410411	06/85	248.999	253.491	263.608	277.057	277.057

See footnotes at end of table.

Table 9. Producer price indexes for commodity and service groupings and individual items, not seasonally adjusted — Continued
 [December 2021, Index base 1982=100, unless otherwise indicated]

Title	Commodity code		Other index base	Unadjusted index ¹				
	Group code	Item code		Aug. 2021	Sept. 2021 ^P	Oct. 2021 ^P	Nov. 2021 ^P	Dec. 2021 ^P
Other miscellaneous hardware.....	10	4105	06/85	434.619	440.691	443.254	470.839	474.827
Other miscellaneous hardware.....	10	410502	12/03	307.502	311.799	313.612	333.129	335.951
Hand and edge tools.....	10	42		259.737	259.874	260.823	262.927	264.236
Hand and edge tools.....	10	4201		259.737	259.874	260.823	262.927	264.236
Mechanics hand service tools.....	10	420135	06/06	133.441	133.607	134.435	134.379	135.162
Edge tools, hand operated.....	10	420145	06/06	149.847	149.847	149.847	152.929	153.502
All other misc handtools, including cutting dies, machine & power-driven (except metal cutting).....	10	420155	06/06	133.238	133.238	133.758	134.682	135.703
All other handtools, n.e.c.....	10	4201554	12/11	123.230	123.230	123.890	125.063	126.359
Saw blades and handsaws.....	10	420168	12/03	125.461	125.461	125.461	128.043	128.043
Plumbing fixtures and fittings.....	10	5		297.393	297.393	298.940	299.455	305.249
Plumbing fixture fittings and trim.....	10	54		351.976	351.976	351.976	353.043	354.598
Plumbing fixtures, fittings, and trim.....	10	5402		351.829	351.829	351.829	352.895	354.449
Lavatory and sink fittings.....	10	540218	06/98	176.417	176.417	176.417	176.417	177.697
Miscellaneous plumbing fixtures, fittings, and trim.....	10	540223	06/83	355.451	355.451	355.451	358.710	358.710
Enameled iron & metal sanitary ware.....	10	56	12/86	247.090	247.090	247.521	247.120	266.817
Enameled iron and metal sanitary ware.....	10	5601	12/86	247.090	247.090	247.521	247.120	266.817
Enameled iron and metal sanitary ware.....	10	560102	12/03	176.330	176.330	176.637	176.351	190.408
Heating equipment.....	10	6		324.320	325.166	328.266	330.003	346.325
Steam and hot water equipment.....	10	61		324.806	326.233	326.233	326.233	349.041
Steam and hot water equipment.....	10	6101		324.806	326.233	326.233	326.233	349.041
Cast iron heating boilers, radiators and convectors.....	10	610106	06/99	212.272	212.272	212.272	212.272	—
Furnaces and heaters, including parts.....	10	62		244.781	244.675	248.989	250.216	253.835
Furnaces and heaters, including parts.....	10	6201		244.781	244.675	248.989	250.216	253.835
Furnaces and heaters, including parts.....	10	620146	12/03	161.798	161.728	164.580	165.391	167.783
Warm air furnaces, including parts.....	10	6201461	12/09	142.235	141.336	144.355	145.214	147.086
Warm air furnaces.....	10	62014611	12/09	143.000	142.005	145.346	146.297	148.240
Floor and wall furnaces, unit heaters, infrared heaters, & mechanical stokers, including parts.....	10	6201462	12/09	127.925	131.556	131.556	131.556	134.462
Other heating equipment, non-electric, including parts.....	10	63		280.345	281.130	285.765	290.265	308.444
Other heating equipment, non-electric, including parts.....	10	6301		280.345	281.130	285.765	290.265	308.444
Other heating equipment, non-electric, including parts.....	10	630161	06/99	174.017	174.504	177.381	180.174	191.459
Domestic heating stoves.....	10	64		224.989	230.457	231.502	231.502	239.471
Domestic heating stoves.....	10	6401		224.989	230.457	231.502	231.502	239.471
Domestic heating stoves.....	10	640141	06/99	177.160	181.466	182.289	182.289	188.563
Domestic water heaters.....	10	66		549.211	549.389	549.389	549.389	588.395
Domestic water heaters.....	10	6601		549.211	549.389	549.389	549.389	588.395
Household water heaters, electric, for permanent installation.....	10	660101		540.599	540.599	540.599	540.599	583.726
Household water heaters, except electric.....	10	660114	12/00	336.074	336.272	336.272	336.272	357.732
Fabricated structural metal products.....	10	7		317.968	325.687	332.436	341.061	344.573
Metal doors, sash, and trim.....	10	71		329.864	337.320	340.458	382.981	386.485
Metal doors and frames (except storm).....	10	7102	06/83	324.958	328.783	332.603	365.881	369.181
Metal doors and frames (except storm).....	10	710209	06/07	168.580	170.564	172.546	189.810	191.522
Metal windows (except storm sash).....	10	7103	06/83	307.161	312.850	315.800	345.098	350.870
Metal windows (except storm sash).....	10	710313	06/97	209.702	213.586	215.600	235.602	239.543
Metal molding and trim and store fronts.....	10	7104	06/83	632.668	678.355	680.602	993.789	997.595
Metal molding and trim and store fronts.....	10	710413	06/83	632.668	678.355	680.602	993.789	997.595
Metal combination screen, storm sash, and storm doors.....	10	7105	06/83	200.541	200.541	200.541	210.912	210.912
Metal combination screen, storm sash, and storm doors.....	10	710515	06/83	200.541	200.541	200.541	210.912	210.912
Metal window and door screens (except combination screens) and metal weather strip.....	10	7107	05/16	126.805	134.901	135.076	136.068	136.243
Metal window and door screens (except combination screens) and metal weather strip.....	10	710717	05/16	126.805	134.901	135.076	136.068	136.243
Metal tanks.....	10	72		274.701	279.688	284.679	286.457	287.201
Metal tanks.....	10	7201		274.701	279.688	284.679	286.457	287.201
Metal tanks, heavy gauge, including field-erected.....	10	720123		274.701	279.688	284.679	286.457	287.201
Sheet metal products.....	10	73		275.740	278.124	281.927	288.799	296.596
Sheet metal products.....	10	7301		275.740	278.124	281.927	288.799	296.596
Sheet metal air-conditioning ducts and stove pipe.....	10	730120	12/03	—	—	241.959	244.113	296.025
Sheet metal roofing and roof drainage equipment.....	10	730170	12/03	—	—	219.056	221.251	222.199
Sheet metal electronic enclosures.....	10	7301C	06/11	124.067	124.067	124.373	125.391	127.217
Steel sheet metal computer & peripheral equipment enclosures.....	10	7301C1	06/11	118.143	—	118.227	118.704	118.360
Aluminum sheet metal computer & peripheral equipment enclosures.....	10	7301C2	06/11	—	—	138.763	139.682	142.789
Other sheet metal electronic enclosures (excl. computers).....	10	7301C3	06/11	—	—	120.941	122.330	125.024
Other sheet metal work.....	10	7301G	06/11	115.213	116.334	118.821	123.558	123.826

See footnotes at end of table.

Table 9. Producer price indexes for commodity and service groupings and individual items, not seasonally adjusted — Continued
 [December 2021, Index base 1982=100, unless otherwise indicated]

Title	Commodity code		Other index base	Unadjusted index ¹				
	Group code	Item code		Aug. 2021	Sept. 2021 ^P	Oct. 2021 ^P	Nov. 2021 ^P	Dec. 2021 ^P
Aluminum and other sheet metal work	10	7301G3	06/11	—	—	119.308	125.945	126.358
Structural, architectural, and pre-engineered metal products	10	74		318.559	330.116	341.031	347.700	350.987
Fabricated structural metal	10	7405		312.952	318.915	318.789	323.908	328.285
Fabricated structural metal bar joists and concrete reinforcing bars	10	74051		322.153	331.930	331.894	333.738	340.435
Fabricated structural iron & steel for industrial bldgs metal bar joists, short span	10	740510	06/11	154.142	157.164	157.906	160.042	162.260
Fabricated structural iron & steel for commercial, residential, institutional, & public bldgs	10	740514	06/11	187.243	193.296	193.105	193.898	198.010
Other fabricated structural metal, including for bridges	10	74055	06/82	289.970	289.895	289.634	299.648	300.329
Fabricated structural metal for bridges	10	740553	12/07	139.359	142.068	139.632	144.458	146.738
Other fabricated structural iron and steel, aluminum, and other metals ..	10	740554	12/07	135.485	135.004	135.258	139.934	139.935
Custom roll form products	10	7407		227.481	254.670	277.070	290.147	291.273
Custom roll form products	10	740775	06/90	214.767	240.437	261.584	273.931	274.993
Ornamental and architectural metal work	10	7408	12/83	419.375	429.212	482.206	484.693	489.359
Iron, steel, and aluminum stairs, staircases and fire escapes	10	740803	12/83	406.401	424.681	582.589	585.674	587.723
Steel and aluminum fences, gates (not wire), and railings and window guards	10	740813	12/97	245.963	248.687	261.056	263.335	264.944
Open metal flooring, grating and studs	10	740814	12/97	241.546	259.024	262.572	263.887	275.939
Other architectural and ornamental metal work	10	74082	12/97	244.888	246.699	251.256	252.954	257.017
Other aluminum and metal architectural and ornamental work	10	740821	12/08	138.275	142.524	147.949	150.876	158.719
Other iron and steel architectural and ornamental work	10	740822	12/08	167.166	166.742	168.589	168.589	168.589
Metal stalls and corrals	10	740824	05/17	172.589	173.493	170.733	175.802	175.802
Fabricated metal pipe, tube, and fittings	10	7411	12/11	131.156	134.387	135.223	137.024	137.228
Fabricated metal pipe, tube, and fittings	10	741151	12/11	131.156	134.387	135.223	137.024	137.228
Heat exchangers and steam condensers	10	75		358.335	360.286	361.828	369.925	369.925
Heat exchangers and steam condensers	10	7501		358.046	359.995	361.536	369.627	369.627
Heat exchangers and steam condensers (except for nuclear applications)	10	750103		356.337	358.576	360.347	369.641	369.641
Fabricated steel plate	10	76		306.873	313.441	313.441	313.441	313.441
Fabricated steel plate	10	7601		306.873	313.441	313.441	313.441	313.441
Fabricated steel plate	10	760102	12/01	209.474	213.957	213.957	213.957	213.957
Stationary and marine power boilers	10	77		290.861	290.861	292.673	294.225	—
Steel power boilers, parts and attachments (excl. nuclear applications) ..	10	7701		—	—	—	294.225	—
Steel power boilers, parts and attachments (excl. nuclear applications) ..	10	770122	05/21	—	—	—	101.157	—
Prefabricated metal buildings	10	79		521.006	527.741	530.868	531.552	532.525
Prefabricated metal building systems (excl. farm service bldgs, residential bldgs, and parts)	10	7901		536.226	543.148	551.904	551.773	552.542
Prefabricated metal building systems (excl. farm service bldgs, residential bldgs, and parts)	10	790101	12/97	389.560	394.589	400.950	400.855	401.413
Non-industrial prefabricated metal building systems (excl. farm svc., residential, and parts)	10	7901011	12/07	243.203	255.869	254.866	—	—
Industrial & commercial prefab metal building systems (excl farm svc bldgs, residential, parts)	10	7901012	12/07	258.164	259.185	264.607	264.554	264.847
Farm service buildings and other prefabricated and portable buildings, steel and aluminum	10	7902		470.315	475.757	466.050	467.628	469.209
Farm service buildings and other prefabricated and portable buildings, steel and aluminum	10	790201	12/97	319.325	323.020	316.429	317.500	318.574
Panels, parts, and sections for prefabricated buildings, steel and aluminum	10	7903		438.186	444.535	439.623	442.286	443.242
Panels, parts, and sections for prefabricated buildings, steel and aluminum	10	790354		438.186	444.535	439.623	442.286	443.242
Miscellaneous metal products	10	8		196.209	198.370	201.133	202.545	205.168
Bolts, nuts, screws, rivets, and washers	10	81		248.090	249.405	252.762	252.933	255.746
Externally threaded fasteners, except aircraft types	10	8102	06/82	217.064	218.990	223.056	224.643	226.746
Hex bolts, including heavy, tap-and-joint	10	810206	06/82	176.918	174.872	178.526	184.307	185.392
Cap, set, machine, lag, flange, and self-locking screws, except aircraft types	10	810231		240.430	242.894	246.387	246.113	250.289
Other metal bolts, incl. square, round, plow, high-strength structural, and bent	10	810262	12/99	235.075	238.535	248.090	248.090	258.551
Other externally threaded metal fasteners, including studs, except aircraft types	10	810263	12/99	168.985	171.697	174.230	175.024	173.958
Internally threaded fasteners, except aircraft types	10	8103	06/82	137.790	137.461	138.312	138.271	139.578
Internally threaded fasteners, except aircraft types	10	810312	06/82	137.790	137.461	138.312	138.271	139.578
Nonthreaded metal fasteners, except aircraft types	10	8104	06/82	215.811	225.927	237.605	236.127	251.950
Nonthreaded metal fasteners, except aircraft types	10	810424	06/82	215.811	225.927	237.605	236.127	251.950
Aircraft fasteners, except plastics (including aerospace)	10	8105	06/82	440.542	440.542	440.542	440.542	443.043
Aircraft fasteners, except plastics (including aerospace)	10	810536	06/82	440.542	440.542	440.542	440.542	443.043
Formed products, except fasteners, made by cold-, warm-, or hot-heading processes	10	8106	06/82	249.087	246.655	249.843	245.886	245.886

See footnotes at end of table.

Table 9. Producer price indexes for commodity and service groupings and individual items, not seasonally adjusted — Continued
 [December 2021, Index base 1982=100, unless otherwise indicated]

Title	Commodity code		Other index base	Unadjusted index ¹				
	Group code	Item code		Aug. 2021	Sept. 2021 ^P	Oct. 2021 ^P	Nov. 2021 ^P	Dec. 2021 ^P
Formed products, except fasteners, made by cold-, warm-, or hot-heading processes.....	10	810648	06/82	249.087	246.655	249.843	245.886	245.886
Lighting fixtures.....	10	83		198.296	200.146	201.122	201.578	203.231
Residential electric lighting fixtures, except portable.....	10	8302		232.246	235.760	240.154	240.745	248.416
Residential electric lighting fixtures, except portable.....	10	830225	06/98	161.022	163.458	166.505	166.915	172.233
Commercial, institutional and industrial electric lighting fixtures.....	10	8303		217.251	219.997	221.264	222.144	222.890
Commercial and institutional electric lighting fixtures, including parts and accessories.....	10	830302	12/04	145.477	147.717	148.767	148.954	149.189
Industrial electric lighting fixtures, including parts and accessories.....	10	830304	12/04	168.447	168.961	169.135	171.433	173.073
Other lighting equipment.....	10	8305		182.757	183.474	183.662	183.662	185.467
Outdoor lighting equipment (including parts and accessories).....	10	830522	06/85	184.335	185.560	185.881	185.881	188.963
All other miscellaneous electric and nonelectric lighting equipment, incl parts and accessories.....	10	830524	06/85	117.675	117.675	117.675	117.675	117.675
Ordnance and ordnance accessories, n.e.c.....	10	86	12/85	194.064	194.064	194.064	194.064	213.159
Ordnance and ordnance accessories, n.e.c.....	10	8601	12/85	194.064	194.064	194.064	194.064	213.159
Ordnance and ordnance accessories, n.e.c.....	10	860101	12/85	194.064	194.064	194.064	194.064	213.159
Fabricated ferrous wire products.....	10	88	06/82	305.067	318.804	323.263	326.679	330.729
Ferrous wire rope, cable, forms and strand.....	10	8801	06/82	291.983	313.992	316.946	318.555	321.184
Ferrous wire rope, cable, forms and strand.....	10	880101	06/82	291.983	313.992	316.946	318.555	321.184
Ferrous wire cloth, other woven wire products.....	10	8807	06/82	187.487	187.487	191.153	199.895	201.728
Ferrous wire cloth, other woven wire products.....	10	880701	06/82	187.487	187.487	191.153	199.895	201.728
Other fabricated ferrous wire products.....	10	8809	06/82	300.406	312.181	315.535	318.324	321.679
Steel fencing and fence gates.....	10	880993	06/09	139.769	142.061	143.562	143.562	143.562
Other fabricated ferrous wire products, n.e.c.....	10	880996	12/11	137.929	144.138	145.693	147.300	149.234
Steel nails, staples, tacks, spikes and brads.....	10	8812	06/09	210.170	211.736	224.313	226.667	238.459
Steel nails, staples, tacks, spikes and brads.....	10	881201	06/09	210.170	211.736	224.313	226.667	238.459
Other miscellaneous metal products.....	10	89		180.387	181.842	184.682	186.214	188.670
Wire springs.....	10	8904		230.020	232.171	233.318	234.792	258.766
Precision mechanical wire springs.....	10	890424		213.834	214.711	217.114	217.721	222.049
Precision mechanical extension- and torsion-type wire springs.....	10	8904241	12/09	128.799	129.895	130.309	131.014	134.820
Precision mechanical compression-type springs.....	10	8904242	12/09	119.726	119.984	121.753	121.954	123.886
Other metal products.....	10	8905		166.587	167.624	169.372	171.093	172.795
Automotive job stampings.....	10	890507		116.465	116.227	117.675	118.943	120.122
Precision turned products, automotive.....	10	890521	12/83	154.235	154.333	154.382	157.890	157.890
Precision turned products, except automotive.....	10	890522	12/83	207.477	210.011	212.780	215.348	217.915
Metal powders, paste, and flake.....	10	890564	06/85	232.137	232.622	237.646	237.762	237.821
Powder metallurgy parts, except bearings, gears, etc.....	10	890571	12/91	132.396	132.432	133.221	133.636	133.636
Other fabricated metal products.....	10	890589	06/85	225.480	229.933	230.453	232.372	236.099
Metal stampings n.e.c.....	10	8907	06/84	229.703	234.355	243.568	243.665	244.648
Metal job stampings, except automotive.....	10	890701		255.841	262.435	274.971	275.108	276.503
Recreational vehicle metal job stamping.....	10	8907011	12/10	145.191	169.953	169.953	169.953	169.953
Motor and generator metal job stamping.....	10	8907012	12/10	118.122	118.122	124.042	124.042	124.042
Other metal job stampings.....	10	8907013	12/10	126.459	124.825	133.924	134.028	134.990
Metal foil and leaf.....	10	8908	12/84	167.658	167.603	169.357	169.563	173.713
Flexible packaging foil.....	10	890811	12/84	149.550	149.501	151.065	151.249	154.951
Heavy gauge springs.....	10	8909	06/04	171.096	172.156	189.997	191.186	200.509
Hot formed steel springs, except wire.....	10	890912	06/04	170.281	170.281	196.807	196.807	203.702
Cold formed steel springs, except wire.....	10	890913	06/04	171.884	174.097	182.474	184.956	196.918
Machinery and equipment.....	11	-		150.884	152.174	153.455	154.344	155.486
Agricultural machinery and equipment.....	11	1		260.472	264.600	268.906	271.945	279.298
Agricultural machinery and equipment.....	11	14	12/02	163.065	165.650	168.345	170.248	174.851
Commercial turf and grounds care equipment, including parts and attachments.....	11	1401	12/02	142.853	143.593	146.616	145.668	145.989
Commercial turf and grounds care equipment, including parts and attachments.....	11	140111	12/02	142.853	143.593	146.616	145.668	145.989
Farm plows, harrows, rollers, pulverizers, etc., and attachments.....	11	1402	12/02	215.973	217.586	219.528	219.528	223.217
Farm plows, harrows, rollers, pulverizers, etc., and attachments.....	11	140211	12/02	215.973	217.586	219.528	219.528	223.217
Farm dairy equipment, sprayers and dusters, farm blowers, and attachments.....	11	1404	12/02	152.818	152.818	153.155	153.660	161.531
Farm dairy equipment, sprayers and dusters, farm blowers, and attachments.....	11	140411	12/02	152.818	152.818	153.155	153.660	161.531
Planting, seeding, and fertilizing machinery and attachments.....	11	1405	12/02	167.205	167.205	167.260	167.260	174.608
Planting, seeding, and fertilizing machinery and attachments.....	11	140511	12/02	167.205	167.205	167.260	167.260	174.608
Harvesting machinery (except hay and straw) and attachments.....	11	1406	12/82	263.116	269.460	276.889	276.889	283.858
Harvesting machinery (except hay and straw) and attachments.....	11	140611	12/82	263.116	269.460	276.889	276.889	283.858
Haying machinery and attachments.....	11	1407	12/82	255.871	257.692	257.692	257.692	281.130
Haying machinery and attachments.....	11	140711	12/82	255.871	257.692	257.692	257.692	281.130
All other farm machinery and equipment, excluding parts, including attachments.....	11	1408	12/02	201.712	209.502	215.124	218.098	221.781

See footnotes at end of table.

Table 9. Producer price indexes for commodity and service groupings and individual items, not seasonally adjusted — Continued

[December 2021, Index base 1982=100, unless otherwise indicated]

Title	Commodity code		Other index base	Unadjusted index ¹				
	Group code	Item code		Aug. 2021	Sept. 2021 ^P	Oct. 2021 ^P	Nov. 2021 ^P	Dec. 2021 ^P
All other farm machinery and equipment, excluding parts, including attachments.....	11	140811	12/02	201.712	209.502	215.124	218.098	221.781
Parts for farm machinery, for sale separately.....	11	1409	12/02	154.728	156.415	157.939	168.295	169.042
Parts for farm machinery, for sale separately.....	11	140911	12/02	154.728	156.415	157.939	168.295	169.042
Construction machinery and equipment.....	11	2		248.835	249.860	257.356	258.325	260.698
Tractors and attachments, ex. parts.....	11	2A	12/99	160.792	162.354	166.950	167.486	171.300
Construction machinery for mounting (excluding parts, winches, snow clearing attachments).....	11	2A03	12/99	150.646	150.805	156.948	157.036	158.855
Construction machinery for mounting (excluding parts, winches, snow clearing attachments).....	11	2A0302	12/99	150.646	150.805	156.948	157.036	158.855
Tractor shovel loaders (skid steer, wheel, crawler, and integral design backhoes).....	11	2A04		234.822	234.822	243.262	244.444	245.035
Tractor shovel loaders (skid steer, wheel, crawler, and integral design backhoes).....	11	2A0406	06/86	223.951	223.951	232.000	233.127	233.691
Construction wheel and crawler tractors, dozers, self-propelled log skidders, etc.....	11	2A05	12/03	152.851	155.527	158.884	159.268	165.354
Construction wheel and crawler tractors, dozers, self-propelled log skidders, etc.....	11	2A0501	12/03	152.851	155.527	158.884	159.268	165.354
Power cranes, draglines, & shovels (excavators) (incl. surface mining equipment) (excl. parts).....	11	2B	12/99	156.822	156.879	162.873	163.041	163.041
Power cranes, draglines, & shovels (excavators) (incl. surface mining equip.) (excluding parts).....	11	2B05	12/99	156.822	156.879	162.873	163.041	163.041
Power cranes, draglines, & shovels (excavators) (incl. surface mining equip.) (excluding parts).....	11	2B0504	12/99	156.822	156.879	162.873	163.041	163.041
Mixers, pavers, and related equipment (excluding parts).....	11	2C		243.249	243.249	254.693	256.389	256.389
Mixers, pavers, and related equipment (excluding parts).....	11	2C01		243.249	243.249	254.693	256.389	256.389
Mixers, pavers, and related equipment (excluding parts).....	11	2C0109	12/99	174.666	174.666	182.883	184.101	184.101
Off-highway, equipment, ex. parts.....	11	2D	12/99	175.045	175.045	180.159	180.659	180.657
Off-highway trucks, haulers, truck-type tractor chassis, trailers, etc. (excluding parts).....	11	2D02	12/03	163.865	163.865	165.273	165.175	165.171
Off-highway trucks, haulers, truck-type tractor chassis, trailers, etc. (excluding parts).....	11	2D0201	12/03	163.865	163.865	165.273	165.175	165.171
Graders, rollers & compactors, rough-terrain forklifts, scrapers, trenchers, etc. (excl. parts).....	11	2D03	12/03	169.417	169.417	176.664	177.532	177.532
Graders, rollers & compactors, rough-terrain forklifts, scrapers, trenchers, etc. (excl. parts).....	11	2D0301	12/03	169.417	169.417	176.664	177.532	177.532
Misc. construction machinery and equipment.....	11	2J	12/05	155.617	156.085	160.429	160.470	161.252
Winches, aerial work platforms, and automotive wrecker hoists, including parts and attachments.....	11	2J01	12/05	159.164	160.088	162.581	162.581	164.124
Winches, aerial work platforms, and automotive wrecker hoists, including parts and attachments.....	11	2J0101	12/03	200.484	201.649	204.789	204.789	206.732
Other construction machinery and equipment (excluding parts).....	11	2J03	12/03	171.289	171.289	178.329	178.422	178.422
Other construction machinery and equipment (excluding parts).....	11	2J0301	12/03	171.289	171.289	178.329	178.422	178.422
Parts for construction machinery and equipment, sold separately.....	11	2K	12/99	157.645	158.319	161.136	165.303	167.637
Parts for construction machinery and equipment, sold separately.....	11	2K01	12/99	157.645	158.319	161.136	165.303	167.637
Parts for cranes, draglines, and shovels (including surface mining equipment) (sold separately).....	11	2K0101	12/11	120.991	120.991	121.300	125.098	125.098
Parts for off-highway wheel tractors and shovel loaders (sold separately).....	11	2K0102	12/11	109.656	109.745	110.312	117.041	117.355
Parts for other construction machinery (sold separately).....	11	2K0103	12/11	116.704	117.596	121.105	122.596	125.687
Metalworking machinery and equipment.....	11	3		208.120	208.885	211.328	211.830	214.263
Power-driven handtools, including parts and attachments.....	11	32		189.495	189.495	200.750	200.865	200.865
Power-driven handtools, including parts and attachments.....	11	3211	12/04	129.077	129.077	136.744	136.822	136.822
Power-driven handtools, including parts and attachments.....	11	321101	12/04	129.077	129.077	136.744	136.822	136.822
Power-driven handtools, pneumatic, hydraulic, and powder-actuated.....	11	3211011	06/11	131.421	131.421	138.106	138.187	138.187
Power-driven handtools, electric (except battery powered), including parts.....	11	3211014	06/11	120.518	120.518	128.515	128.610	128.610
Welding machines and equipment.....	11	33		345.106	351.155	351.301	351.395	360.900
Arc welding machines, components, and accessories, excluding electrodes and stud welding equip.....	11	3301		346.065	359.847	359.847	359.847	379.870
Arc welding machines, components, and accessories, excluding electrodes and stud welding equip.....	11	330175	12/97	227.369	236.424	236.424	236.424	249.580
Resistance welders, components, accessories, and electrodes.....	11	3302		255.330	258.373	259.158	259.158	266.997
Resistance welders, components, accessories, and electrodes.....	11	330276	12/84	236.619	239.439	240.166	240.166	247.431
Gas welding and cutting equipment, parts, attachments, and accessories.....	11	3304		238.814	239.301	239.301	240.047	240.047
Gas welding and cutting equipment, parts, attachments, and accessories.....	11	330461	06/83	234.887	235.366	235.366	236.100	236.100
Other welding equipment, components, and accessories (excluding arc, resistance, and gas).....	11	3306	12/00	138.581	138.581	138.581	138.581	139.019

See footnotes at end of table.

Table 9. Producer price indexes for commodity and service groupings and individual items, not seasonally adjusted — Continued
 [December 2021, Index base 1982=100, unless otherwise indicated]

Title	Commodity code		Other index base	Unadjusted index ¹				
	Group code	Item code		Aug. 2021	Sept. 2021 ^P	Oct. 2021 ^P	Nov. 2021 ^P	Dec. 2021 ^P
Other welding equipment, components, and accessories (excluding arc, resistance, and gas).....	11	330629	12/00	138.581	138.581	138.581	138.581	139.019
Industrial process furnaces and ovens.....	11	34		233.834	235.515	237.811	237.840	238.102
Industrial process furnaces and ovens, except parts and attachments.....	11	3407	12/04	144.930	146.328	147.232	147.946	148.164
Industrial process furnaces and ovens, except parts and attachments.....	11	340711	12/04	144.930	146.328	147.232	147.946	148.164
Parts and attachments for industrial process furnaces and ovens.....	11	3409	06/11	121.862	121.862	124.334	122.639	122.639
Parts and attachments for industrial process furnaces and ovens.....	11	340901	06/11	121.862	121.862	124.334	122.639	122.639
Cutting tools and accessories.....	11	35		202.047	202.331	204.175	205.270	207.155
Small cutting tools.....	11	3501		191.049	191.422	193.438	193.807	195.911
End mills and milling cutters.....	11	350144	12/11	110.938	111.025	111.938	111.941	112.143
Threading tools, including blanks, tips and inserts.....	11	350145	12/11	108.078	108.078	108.078	109.903	109.903
Carbon and high-speed steel, shank, solid, tipped carbide twist drills.....	11	350146	12/11	115.431	116.736	117.513	117.513	117.513
Taps, carbide indexable, and throwaway inserts for machine tools.....	11	350147	12/11	123.170	123.285	125.003	126.172	126.172
Other cutting tools for machine tools, excluding tips and blanks.....	11	350149	12/11	109.248	109.374	110.738	110.738	112.699
Precision measuring tools.....	11	3502		212.661	212.661	212.661	—	—
Precision measuring tools.....	11	350243	06/83	205.754	205.754	205.754	—	—
Other machine tool attachments and accessories.....	11	3505	06/83	221.846	221.846	224.310	230.758	233.017
Other machine tool attachments and accessories.....	11	350501	06/83	221.846	221.846	224.310	230.758	233.017
Abrasive products.....	11	36		230.282	231.144	232.331	232.482	241.003
Nonmetallic sized grains, powders, and flour abrasives (incl. graded only).....	11	3601		159.029	159.029	159.029	159.029	174.732
Nonmetallic sized grains, powders, and flour abrasives (incl. graded only).....	11	360105	06/87	204.736	204.736	204.736	204.736	224.952
Nonmetallic abrasive products (including diamond abrasives).....	11	3603		207.038	208.127	208.685	209.243	214.272
Nonmetallic abrasive products (including diamond abrasives).....	11	360311	06/87	189.527	190.524	191.035	191.546	196.150
Nonmetallic coated abrasive products and buffing wheels, polishing wheels, and laps.....	11	3605		274.528	276.083	281.231	281.231	285.672
Nonmetallic coated abrasive products and buffing wheels, polishing wheels, and laps.....	11	360505		203.204	204.355	208.166	208.166	211.453
Metal cutting machine tools.....	11	37		214.514	214.641	216.151	216.151	218.934
Other metal-cutting machine tools.....	11	3720	12/09	118.044	118.066	119.356	119.356	120.542
Other metal-cutting machine tools.....	11	372041	12/09	118.044	118.066	119.356	119.356	120.542
Metal machining centers.....	11	3721	12/09	121.102	121.364	121.364	121.364	124.674
Metal machining centers.....	11	372121	12/09	121.102	121.364	121.364	121.364	124.674
Rebuilt metal-cutting machine tools and parts for metal-cutting machine tools.....	11	3753	12/02	139.518	139.518	139.518	139.518	141.024
Rebuilt metal-cutting machine tools and parts for metal-cutting machine tools.....	11	375311	12/02	139.518	139.518	139.518	139.518	141.024
Metal forming machine tools.....	11	38		247.434	247.842	247.842	249.015	250.540
Metal-forming machine tools (except rebuilt and parts).....	11	3826	12/09	123.774	123.888	123.888	123.931	124.536
Metal punching and shearing (power & manual), and bending and forming machines (power only).....	11	382611		205.269	205.656	205.656	205.803	205.803
Metalworking presses (except forging and die-stamping presses).....	11	382631		256.293	256.293	256.293	256.293	263.135
Other metal-forming machine tools (except presses).....	11	382651		299.889	299.889	299.889	299.889	—
Rebuilt metal-forming machine tools and parts for metal-forming machine tools.....	11	3852	12/02	144.430	145.084	145.084	148.265	149.883
Rebuilt metal-forming machine tools and parts for metal-forming machine tools.....	11	385205	12/02	144.430	145.084	145.084	148.265	149.883
Tools, dies, jigs, fixtures & ind. molds.....	11	39		159.862	160.002	162.040	162.823	163.291
Special tools, dies, jigs, and fixtures.....	11	3901		180.778	181.040	184.554	184.911	185.786
Special tools, dies, jigs, and fixtures.....	11	390135	12/03	118.604	118.775	121.081	121.315	121.889
Jigs and fixtures, including parts.....	11	3901351	06/10	122.238	122.455	128.236	128.236	129.890
Metalworking dies and die sets.....	11	3901353	06/10	111.482	111.554	111.891	111.891	111.996
Standard punches, industrial prototypes, die parts & other special tooling for dies.....	11	3901357	06/10	112.016	112.274	113.414	114.265	114.265
Industrial molds and mold boxes.....	11	3903		133.297	133.309	133.780	134.972	135.011
Industrial injection-type molds made of metal for plastics.....	11	390312	12/09	118.671	118.671	118.671	120.334	120.334
Other industrial molds and mold boxes.....	11	390331	12/09	97.926	97.940	98.490	99.073	99.119
Other metalworking machinery.....	11	3A02	06/83	293.694	294.605	295.443	295.443	295.443
Other metalworking machinery.....	11	3A0201	06/83	293.694	294.605	295.443	295.443	295.443
Rolling mill machinery.....	11	3B	12/87	241.663	241.733	241.733	241.764	241.781
Rolling mill machinery.....	11	3B01	12/87	241.663	241.733	241.733	241.764	241.781
Rolling mill machinery.....	11	3B0101	12/87	241.663	241.733	241.733	241.764	241.781
General purpose machinery and equipment.....	11	4		268.546	271.354	274.139	275.990	278.263
Pumps, compressors, and equipment.....	11	41		283.639	286.854	288.018	289.125	290.416
Industrial pumps, except hydraulic fluid power pumps.....	11	4102		288.764	295.996	296.611	296.611	296.732
Industrial pumps, except hydraulic fluid power pumps.....	11	410212	12/97	184.246	188.860	189.252	189.252	189.329
Parts and attachments for air and gas compressors and vacuum pumps.....	11	4107	06/84	282.860	—	283.716	283.746	283.746

See footnotes at end of table.

Table 9. Producer price indexes for commodity and service groupings and individual items, not seasonally adjusted — Continued
 [December 2021, Index base 1982=100, unless otherwise indicated]

Title	Commodity code		Other index base	Unadjusted index ¹				
	Group code	Item code		Aug. 2021	Sept. 2021 ^P	Oct. 2021 ^P	Nov. 2021 ^P	Dec. 2021 ^P
Parts and attachments for air and gas compressors, ex. refrigeration, ice making, & a/c.....	11	410701	06/84	—	—	283.716	283.746	283.746
Industrial spraying equipment.....	11	4108	06/84	192.624	—	—	—	—
Industrial spraying equipment.....	11	410801	06/84	192.624	—	—	—	—
Domestic water systems.....	11	4113	12/03	183.603	183.603	183.603	183.603	183.603
Domestic water systems.....	11	411311	12/03	183.603	183.603	183.603	183.603	183.603
Air and gas compressors and vacuum pumps.....	11	4115	06/05	177.821	180.868	181.588	182.527	182.527
Air and gas compressors and vacuum pumps.....	11	411501	06/05	177.821	180.868	181.588	182.527	182.527
Other pumps, including parts and attachments.....	11	4119	12/83	306.398	307.186	308.327	309.928	315.244
Parts and attachments for pumps.....	11	411911	12/83	364.508	366.102	366.386	366.386	366.386
All other pumps, including domestic sump, oil well, and oil field pumps.....	11	411915	12/97	167.093	167.376	168.239	169.538	173.851
Domestic sump pumps.....	11	4119151	12/09	—	—	145.714	—	—
Other pumps, except automotive circulating pumps, and measuring & dispensing pumps.....	11	4119155	12/09	136.315	136.315	137.347	139.905	141.592
Elevators, escalators, and other lifts.....	11	42		171.049	171.551	173.747	173.747	191.874
Elevators and moving stairways.....	11	4201		162.600	163.145	165.597	165.598	187.190
Elevators and moving stairways.....	11	420112	12/03	142.063	142.539	144.682	144.683	163.547
Parts and attachments for elevators and moving stairs (sold separately)....	11	4202		208.215	208.525	209.591	209.591	212.502
Parts and attachments for elevators and moving stairs (sold separately)....	11	420221		208.215	208.525	209.591	209.591	212.502
Fluid power equipment.....	11	43		285.077	285.565	290.248	291.095	293.822
Fluid power pumps and parts.....	11	4301		257.257	258.606	259.635	260.045	260.680
Nonaerospace-type reciprocating fluid power pumps.....	11	430112	12/11	120.898	122.075	123.198	123.392	123.827
Nonaerospace-type rotary and other fluid power pumps.....	11	430113	12/14	103.271	103.271	103.271	103.271	103.271
Nonaerospace-type fluid power motors.....	11	430115	12/11	131.502	132.523	132.949	133.614	134.413
Parts for fluid power pumps, motors, and hydrostatic transmissions.....	11	430119	12/11	116.928	117.224	117.323	117.357	117.357
Fluid power valves.....	11	4302		314.664	314.778	315.104	315.104	317.382
Fluid power valves.....	11	430201	12/82	306.974	307.085	307.403	307.403	309.626
Nonaerospace type hydraulic directional control valves.....	11	4302013	12/07	151.405	151.405	150.586	150.586	153.587
Nonaerospace type pneumatic directional control valves.....	11	4302015	12/07	147.551	147.551	150.053	150.053	150.053
Aerospace type fluid power valves.....	11	430201A	06/09	137.671	137.772	138.167	138.167	138.167
Fluid power cylinders, actuators, accumulators, cushions, & parts.....	11	4303		260.653	260.941	269.325	271.330	275.190
Non-aerospace hydraulic & all aerospace-type fluid power cylinders.....	11	430312	06/98	181.075	181.011	187.920	189.766	192.802
Non-aerospace pneumatic fluid power cylinders.....	11	430313	06/98	163.143	164.154	165.369	165.369	165.369
Parts for hydraulic & pneumatic cylinders and actuators.....	11	430315	06/98	212.424	213.479	217.530	217.595	220.876
Fluid power hose and tube fittings.....	11	4304		311.425	311.737	318.182	318.182	321.395
Fluid power hose and tube fittings.....	11	430406		311.425	311.737	318.182	318.182	321.395
Nonaerospace type flared (metal) fittings, couplings, and assemblies.....	11	4304062	06/09	117.593	118.359	118.359	118.359	127.168
Parts for fluid power valves.....	11	4305	06/91	210.488	211.759	211.759	211.759	212.005
Parts for fluid power valves.....	11	430501	06/91	210.488	211.759	211.759	211.759	212.005
Industrial material handling equipment.....	11	44		247.610	251.520	254.980	259.477	263.324
Conveying equipment, except parts and accessories.....	11	4402		239.283	244.983	248.150	252.475	258.567
Unit handling conveyors and conveying systems.....	11	440212	06/84	212.576	214.012	214.819	215.494	218.646
Unit handling gravity and trolley conveyors and conveying systems....	11	4402122	06/09	123.998	124.165	126.340	126.354	126.946
All other unit handling conveyors, including tow, belt, roller, pneumatic, portable, etc.....	11	4402124	06/09	133.445	134.522	134.582	135.105	137.411
Bulk material handling conveyors and conveying systems.....	11	440216	06/84	225.284	235.412	241.028	249.257	257.959
Industrial trucks, trailers, and stackers.....	11	4403		240.574	242.590	245.598	249.885	252.218
Industrial trucks, tractors, mobile straddle carriers & cranes, & automatic stacking machines.....	11	44035	12/11	132.572	133.862	135.404	138.203	139.385
Work trucks with lifting & handling equipment, riding, electric, self-propelled.....	11	440353	06/02	181.946	183.174	184.470	194.406	194.611
Work trucks with lifting & handling equipment, non-riding electric or any non-electric.....	11	440356	06/02	171.878	172.542	172.578	172.616	174.885
Work trucks not fitted with lifting & handling equipment, electric or non-electric.....	11	440357	06/02	173.378	178.505	184.129	184.183	187.174
Bulk powered material moving equipment, dock boards, and metal pallets and skids.....	11	440358	06/02	187.585	187.766	192.884	195.049	196.148
Parts and attachments for industrial trucks and tractors.....	11	440378	12/86	321.681	322.175	327.616	327.959	332.356
Hoists, overhead cranes, and monorail systems.....	11	4404		292.221	298.576	302.736	307.710	311.089
Hoists and parts and attachments for hoists (sold separately).....	11	440481	12/84	274.415	278.311	278.311	293.092	294.694
Overhead traveling cranes and monorail systems, including parts and attachments sold separately.....	11	440485	12/84	276.206	283.504	289.871	288.269	292.443
Parts and accessories for conveyors and conveying systems.....	11	4406	09/18	115.788	118.972	121.763	124.242	126.810
Parts and accessories for unit handling conveyors and conveying systems.....	11	440601	06/84	269.982	273.179	274.868	276.427	283.493
Parts and accessories for bulk material handling conveyors and conveying systems.....	11	440602	06/84	392.319	408.293	423.668	437.245	444.621
Mechanical power transmission equipment.....	11	45		302.413	304.456	306.091	307.803	308.617

See footnotes at end of table.

Table 9. Producer price indexes for commodity and service groupings and individual items, not seasonally adjusted — Continued
 [December 2021, Index base 1982=100, unless otherwise indicated]

Title	Commodity code		Other index base	Unadjusted index ¹				
	Group code	Item code		Aug. 2021	Sept. 2021 ^P	Oct. 2021 ^P	Nov. 2021 ^P	Dec. 2021 ^P
Speed changers, drives, gears.....	11	4501		300.114	303.007	305.431	307.189	307.583
Loose gear, pinions and racks.....	11	450108	12/83	—	—	226.429	226.429	—
Speed changers and industrial high speed drives & parts other than loose gearing.....	11	450117	12/03	176.326	176.355	177.355	178.908	179.256
Other power transmission equipment.....	11	4502	12/84	288.241	289.348	290.129	291.704	292.883
Mechanical power transmission equipment, excl. speed changers, drives, & gears.....	11	450212	12/03	189.571	190.567	191.269	192.686	193.746
Scales and balances.....	11	46		202.113	204.485	206.067	206.616	207.166
Vehicle and industrial scales.....	11	4611	12/91	175.105	177.136	177.534	178.005	178.293
Vehicle and industrial scales.....	11	461101	06/03	152.299	154.066	154.411	154.821	155.072
Motor truck and railroad track scales.....	11	4611011	12/10	138.291	139.132	139.836	139.836	139.836
Industrial scales (including automatic checkweigher and bulkweigher scales).....	11	4611012	12/10	141.717	143.458	143.458	144.517	145.165
Miscellaneous non-vehicle scales (crane, susp., tank, hopper, measuring dev, lab, bulk conveyer).....	11	4611013	12/10	123.584	126.426	126.426	126.426	126.426
Retail, commercial, household, and mailing scales and balances.....	11	4612	12/91	179.506	179.871	179.871	179.871	179.871
Retail, commercial, household, and mailing scales and balances.....	11	461201	06/03	164.776	165.111	165.111	165.111	165.111
Parts, attachments, and accessories for scales and balances.....	11	4613	12/91	221.485	225.352	229.985	230.939	232.253
Parts, attachments, and accessories for scales and balances.....	11	461301	06/03	216.432	220.211	224.739	225.671	226.955
Air purification equipment and industrial and commercial fans and blowers...	11	47		260.316	264.024	264.565	265.875	266.333
Fan, blower, air purification equipment.....	11	4701		260.316	264.024	264.565	265.875	266.333
Dust collection and other air purification equipment for cleaning incoming air.....	11	470143	12/83	213.686	220.816	221.561	222.612	222.612
Air filters for air-conditioners and furnaces, etc., of 2400 CFM or less, except parts.....	11	4701431	06/09	137.055	142.880	143.425	144.075	144.075
Other dust collection and air purification equipment, except parts.....	11	4701432	06/09	124.197	127.465	128.209	128.912	128.912
Parts for dust collection and air purification equipment.....	11	4701433	06/09	126.809	128.809	128.809	129.409	129.409
Industrial and commercial fans and blowers.....	11	470145	12/03	198.253	200.377	200.912	202.788	203.725
Centrifugal blower filter units, and classes I-IV centrifugal fans, except parts.....	11	4701452	06/09	154.336	160.246	160.818	162.686	163.597
Other centrifugal fans and blowers, except parts.....	11	4701453	06/09	160.168	162.444	162.444	164.669	164.669
Axial fans and industrial propeller fans, except parts.....	11	4701457	06/09	136.460	139.575	139.575	140.663	141.206
Power roof ventilators, except parts.....	11	4701458	06/09	139.086	135.687	135.687	135.687	137.891
Parts and accessories for fans and blowers.....	11	4701459	06/09	153.356	157.926	164.283	164.878	165.307
Air conditioning and refrigeration equip.....	11	48		223.967	228.148	232.279	234.222	236.559
Unitary air-conditioners, except air source heat pumps.....	11	4802		213.383	214.932	213.162	213.585	214.403
Unitary air-conditioners, except air source heat pumps.....	11	480222	06/97	173.992	175.255	173.812	174.156	174.823
Commercial refrigeration equipment.....	11	4803		280.088	288.236	302.089	304.908	304.908
Commercial refrigeration equipment.....	11	480331	06/97	181.537	186.818	195.796	197.624	197.624
All other miscellaneous refrigeration and air-conditioning equipment.....	11	4806		248.507	248.507	282.118	284.067	296.885
All other miscellaneous refrigeration and air-conditioning equipment.....	11	480631	06/97	172.089	172.089	195.365	196.714	205.591
Heat transfer equipment, including heat pumps.....	11	4807	12/11	134.087	137.110	137.595	137.767	140.408
Heat transfer equipment, except dehumidifiers.....	11	480732	12/03	188.985	193.308	195.142	195.505	200.128
Heat pumps.....	11	480734	12/09	129.643	132.390	129.677	129.506	129.566
Parts and accessories for air conditioning and heat transfer equipment.....	11	4809	12/89	217.989	218.053	218.244	219.729	220.328
Parts and accessories for air conditioning and heat transfer equipment.....	11	480901	12/89	217.989	218.053	218.244	219.729	220.328
Refrigeration condensing units.....	11	4815	01/19	118.951	121.138	124.625	132.375	132.375
Refrigeration condensing units.....	11	481511	01/19	118.951	121.138	124.625	132.375	132.375
Miscellaneous general purpose equipment.....	11	49		311.066	312.895	314.707	316.023	316.965
Metal valves, except fluid power.....	11	4902	12/82	361.706	362.581	366.539	367.962	368.690
Gates, globes, angles, and checks.....	11	490201	12/82	393.445	394.091	396.823	400.896	400.896
Gates, globes, angles, straightway (Y-type) checks, stop & check, 3- & 4-way, etc.....	11	4902011	06/09	142.769	142.769	143.958	145.660	145.660
Industrial valves for water works and municipal equipment.....	11	4902012	06/09	123.268	123.995	124.409	125.184	—
Industrial ball valves, incl. manual and power operated.....	11	490202	12/82	463.158	463.184	462.909	462.121	462.750
Industrial butterfly valves, incl. manual and power operated.....	11	490203	12/82	255.293	255.293	255.293	255.293	255.293
Industrial plug valves.....	11	490204	12/82	234.953	249.494	249.494	257.340	257.340
Plumbing and heating valves and specialties, except plumbers' brass goods.....	11	490205	12/82	354.282	354.282	354.282	354.282	354.282
Other industrial valves, including nuclear.....	11	490209	12/82	331.326	331.548	340.204	340.204	341.746
Automatic regulating and control valves.....	11	490211	12/98	209.483	209.483	217.954	217.954	219.592
Metal pipe fittings, flanges, and unions.....	11	4903	12/82	399.394	402.054	403.943	404.608	409.721
Metal pipe fittings, flanges, and unions.....	11	490301	12/82	399.394	402.054	403.943	404.608	409.721
Ball and roller bearings.....	11	4905		299.829	301.153	301.201	304.252	301.489
Ball bearings, complete, unmounted.....	11	490531	12/03	156.359	158.654	158.654	158.654	158.654
Mounted bearings, except plain.....	11	490534	06/83	413.259	417.752	417.752	431.033	422.253
Parts and components for ball and roller bearings, incl. balls and rollers.....	11	490535	06/83	193.377	194.972	195.237	195.237	195.178
Tapered roller bearings (including cups & cones), unmounted.....	11	490537	06/83	326.774	325.701	325.701	—	325.701
Other roller bearings, unmounted.....	11	490538	06/83	339.971	337.265	337.265	337.265	337.265

See footnotes at end of table.

Table 9. Producer price indexes for commodity and service groupings and individual items, not seasonally adjusted — Continued

[December 2021, Index base 1982=100, unless otherwise indicated]

Title	Commodity code		Other index base	Unadjusted index ¹				
	Group code	Item code		Aug. 2021	Sept. 2021 ^P	Oct. 2021 ^P	Nov. 2021 ^P	Dec. 2021 ^P
Industrial patterns.....	11	4907	12/84	184.684	184.684	184.684	186.921	189.370
Industrial patterns.....	11	490701	12/84	184.684	184.684	184.684	186.921	189.370
Filters and strainers.....	11	4908	12/84	269.047	276.487	276.893	277.873	277.692
Filters and strainers, except fluid power.....	11	490805	12/03	166.709	168.891	169.204	169.958	169.819
Industrial filters and strainers and reusable media, except fluid power.....	11	4908051	12/11	124.990	125.548	125.633	126.137	126.195
Nonreusable media for filters and strainers, except fluid power.....	11	4908052	12/11	113.892	124.337	124.337	125.365	125.365
Parts and accessories for filters and strainers, except fluid power.....	11	4908053	12/11	122.580	122.580	126.895	127.371	123.202
Other miscellaneous general purpose equipment.....	11	4911	12/84	227.549	227.499	228.809	228.938	231.544
General industrial machinery equipment, n.e.c.....	11	491102	06/07	134.736	134.704	135.563	135.648	137.358
Electronic computers and computer equipment.....	11	5	12/98	25.859	25.810	25.965	26.075	26.285
Electronic computers.....	11	51	12/04	16.115	15.568	15.962	16.240	16.779
Electronic computers.....	11	5101	12/04	16.115	15.568	15.962	16.240	16.779
Personal computers and workstations (excluding portable computers).....	11	510114	06/07	21.745	21.645	21.769	21.680	21.744
Portable computers, laptops, tablets and other single user computers.....	11	510115	06/07	15.077	14.660	14.636	14.650	14.525
Host computers, multiusers (mainframes, UNIX and PC servers).....	11	510116	12/04	25.460	24.327	25.147	25.795	26.968
Computer storage devices.....	11	52	12/04	46.841	47.722	47.722	47.722	47.722
Computer storage devices (except parts, attachments and accessories).....	11	5201	12/04	46.275	47.350	47.350	47.350	47.350
Computer storage devices (except parts, attachments and accessories).....	11	520101	12/04	46.275	47.350	47.350	47.350	47.350
Computer peripheral equipment and parts.....	11	54	12/98	79.407	79.365	79.365	79.365	79.336
POS terminals, funds-transfer devices, computer terminals & other computer peripheral equip.....	11	5406	06/99	63.516	63.468	63.468	63.468	63.435
POS terminals, funds-transfer devices, computer terminals & other computer peripheral equip.....	11	540602	06/07	66.394	66.343	66.343	66.343	66.309
Special industry machinery and equipment.....	11	6		234.378	238.057	238.344	240.981	242.523
Food products machinery.....	11	61		307.446	311.011	314.089	319.530	322.340
Dairy and milk products plant machinery and equipment.....	11	6101		289.042	293.416	301.835	315.825	317.062
Dairy and milk products plant machinery and equipment.....	11	610111	12/83	282.752	287.032	295.267	308.953	310.162
Commercial food products machinery (except packaging and cooking equipment).....	11	6104		269.201	269.804	272.464	275.991	280.592
Commercial food products machinery (except packaging and cooking equipment).....	11	610409	12/83	265.581	266.176	268.800	272.280	276.819
Industrial food products machinery for processing foods, beverages, & animal & fowl feed.....	11	6105	12/83	323.855	330.653	330.752	333.135	333.818
Industrial food products machinery for processing foods, beverages, & animal & fowl feed.....	11	610501	12/83	323.855	330.653	330.752	333.135	333.818
Other industrial food and feed machinery.....	11	6105012	12/12	124.044	127.390	127.390	128.202	128.712
Machinery for sorting, grading, and cleaning fruits, vegetables, eggs, and for processing meat.....	11	6105013	12/12	133.401	135.797	135.797	137.319	137.319
Parts and attachments for industrial food and feed products machinery.....	11	6105014	12/12	123.660	124.880	125.073	125.499	125.499
Textile machinery and equipment.....	11	62		175.276	175.276	175.276	175.276	175.680
Textile machinery (except parts, attachments, and accessories).....	11	6212	06/86	148.060	148.060	148.060	148.060	148.060
Textile machinery (except parts, attachments, and accessories).....	11	621201	06/86	148.060	148.060	148.060	148.060	148.060
Textile machinery parts and attachments.....	11	6277		196.479	196.479	196.479	196.479	198.050
Textile machinery parts and attachments.....	11	627701	06/86	176.334	176.334	176.334	176.334	177.744
Sawmill and woodworking machinery.....	11	63		257.205	260.815	261.060	261.852	261.975
Sawmill and woodworking machinery.....	11	6306	12/04	172.910	175.337	175.501	176.034	176.116
Sawmill and woodworking machinery, excluding parts and attachments (sold separately).....	11	630602	06/12	145.730	148.193	148.360	148.763	148.763
Parts, attachments, & accessories for sawmill & woodworking machinery.....	11	630603	06/12	153.534	153.534	153.534	154.244	154.675
Paper industries machinery.....	11	64	06/82	235.655	237.420	237.682	239.646	242.148
Paper industries machinery.....	11	6401	06/82	235.655	237.420	237.682	239.646	242.148
Paper industries machinery, excluding parts & attachments (sold separately).....	11	640114	12/03	131.361	131.703	131.978	132.333	133.448
Parts and attachments for paper industries machinery.....	11	640115	12/03	149.085	151.024	151.024	153.215	155.156
Printing trades machinery and equipment.....	11	65		169.510	169.402	169.581	171.014	176.112
Printing presses.....	11	6508	06/09	108.109	108.109	108.109	108.109	114.301
Printing presses.....	11	650830	06/09	108.109	108.109	108.109	108.109	114.301
Other printing machinery and equipment.....	11	6509	12/82	159.427	159.296	159.513	161.243	164.806
Other printing machinery and equipment, incl. pre-press preparation equipment & plates.....	11	650912	06/09	95.970	95.706	94.753	95.689	98.480
Parts, attachments, & accessories for printing trades machinery.....	11	650913	06/09	113.961	113.961	114.734	116.157	118.202
Other special industry machinery.....	11	66		217.473	224.466	224.219	224.759	224.739
Plastics and rubber working machinery.....	11	6603		218.193	218.416	218.423	218.645	218.479
Plastics working machinery and equipment, excluding patterns and molds, including parts.....	11	66039	09/15	101.366	101.488	101.492	101.614	101.523

See footnotes at end of table.

Table 9. Producer price indexes for commodity and service groupings and individual items, not seasonally adjusted — Continued

[December 2021, Index base 1982=100, unless otherwise indicated]

Title	Commodity code		Other index base	Unadjusted index ¹				
	Group code	Item code		Aug. 2021	Sept. 2021 ^P	Oct. 2021 ^P	Nov. 2021 ^P	Dec. 2021 ^P
Plasticworking machinery (excluding parts).....	11	660391	12/08	107.574	107.600	107.623	107.623	107.623
Parts for plasticworking machinery.....	11	660395	12/08	114.400	114.960	114.886	115.553	115.054
Miscellaneous special industry machinery.....	11	6606		209.157	216.759	216.489	217.050	217.050
Semiconductor manufacturing machinery and parts.....	11	660638	06/87	113.830	113.830	113.830	113.830	113.830
Packing, packaging, and bottling machinery and parts.....	11	67		298.739	298.739	298.739	305.542	314.461
Packing, packaging, and bottling machinery and parts.....	11	6705	06/06	145.986	145.986	145.986	149.311	153.669
Packing, packaging, and bottling machinery, excluding parts.....	11	670501	06/06	141.945	141.945	141.945	146.200	147.025
Parts for packing, packaging, and bottling machinery.....	11	670502	12/83	287.630	287.630	287.630	289.965	312.616
Service industry machinery and parts.....	11	68	06/82	270.437	271.098	271.580	277.046	278.333
Service industry machinery and parts.....	11	6801	06/82	270.437	271.098	271.580	277.046	278.333
Commercial cooking and food warming equipment.....	11	680118	12/03	177.312	177.449	177.931	188.214	188.214
Commercial cooking equipment incl. ranges, deep-fat fryers, etc. except electric.....	11	6801181	12/11	140.979	140.979	140.979	152.616	152.616
Commercial electric cooking equipment, incl. ranges, deep-fat fryers, etc.....	11	6801182	12/11	120.462	120.781	121.748	125.451	125.451
Parts and accessories for commercial cooking and food warming equipment.....	11	6801183	12/11	118.609	118.493	118.609	118.609	118.609
Other service industry machinery, incl. electronic teaching mach. & auto. maintenance equipment.....	11	680123	06/07	129.407	129.864	130.054	130.400	131.390
All other parts and attachments for service industry equipment.....	11	6801232	12/11	111.870	111.870	111.870	112.874	112.874
Commercial and industrial floor & carpet cleaning machines, excl. vacuum cleaners.....	11	6801233	09/16	120.985	120.985	120.985	120.985	120.985
Electronic teaching machines, teaching aids, etc., incl. kits.....	11	6801235	09/16	102.118	102.118	102.118	102.118	102.118
Other service industry equipment.....	11	6801236	09/16	115.201	115.956	116.269	116.789	118.422
Commercial laundry and drycleaning machinery products.....	11	69	12/82	282.191	282.191	285.765	289.566	289.566
Commercial laundry and drycleaning machinery products.....	11	6909	06/03	159.653	159.653	161.675	163.826	163.826
Commercial laundry and drycleaning machinery products.....	11	690901	06/03	159.653	159.653	161.675	163.826	163.826
Electrical machinery and equipment.....	11	7		120.579	121.937	122.562	123.235	123.777
Wiring devices.....	11	71		293.214	299.328	304.113	309.981	316.631
Current-carrying wiring devices.....	11	7101		196.161	197.705	198.382	199.441	202.065
Current-carrying switches for electrical circuitry (including vehicular switches).....	11	710143	12/99	165.381	166.016	165.411	165.462	165.513
Current-carrying wire connectors for electrical circuitry.....	11	710144	12/99	155.473	156.228	156.915	157.825	157.814
Current-carrying wiring devices n.e.c.....	11	710147	06/06	118.011	119.884	121.196	122.509	127.597
Noncurrent-carrying wiring devices.....	11	7102		437.069	450.616	462.145	475.884	488.974
Noncurrent-carrying electrical conduit and conduit fittings, incl. plastic conduit & fittings.....	11	710216	12/04	256.816	265.452	278.104	291.301	299.635
Other noncurrent-carrying wiring devices and supplies (boxes, covers, bar hangers, etc.).....	11	710217	12/04	176.773	177.319	180.895	181.714	182.129
Porcelain, steatite, and other ceramic electrical products.....	11	710252	12/03	151.189	152.951	153.292	164.362	167.678
Integrating and measuring instruments.....	11	72		169.126	169.408	169.960	169.763	169.763
Test equipment for electrical, radio, & communication circuits & motors.....	11	7205	12/83	159.926	160.328	161.116	161.073	161.073
Test equipment for electrical, radio, & communication circuits & motors.....	11	720501		168.507	168.931	169.760	169.715	169.715
Electrical integrating instruments and other instruments to measure electricity.....	11	7209	06/06	115.786	115.786	115.786	115.447	115.447
Electrical integrating instruments and other instruments to measure electricity.....	11	720901	06/06	115.786	115.786	115.786	115.447	115.447
Motors, generators, motor generator sets.....	11	73		229.429	235.186	241.730	249.181	249.980
Fractional horsepower motors and generators.....	11	7303	06/83	194.384	199.801	207.336	215.973	219.428
Fractional horsepower motors and generators.....	11	730312	12/99	146.253	150.329	155.998	162.496	165.096
Integral horsepower motors and generators (excluding land transportation types).....	11	7304	06/83	297.693	315.094	316.230	342.485	342.836
Integral horsepower motors and generators (excluding land transportation types).....	11	730405	12/99	207.283	219.399	220.190	238.471	238.716
Parts and supplies for motors and generators.....	11	7309	06/83	235.114	243.267	243.267	253.132	253.132
Parts and supplies for motors and generators.....	11	730901	06/83	235.114	243.267	243.267	253.132	253.132
Other motors and generators.....	11	7311	06/06	127.347	127.654	133.419	132.551	132.551
Other motors and generators.....	11	731101	06/06	127.347	127.654	133.419	132.551	132.551
Prime mover generator sets, except steam & hydraulic turbine.....	11	7311012	12/14	105.039	105.382	111.343	109.230	109.230
Transformers and power regulators.....	11	74		282.621	291.345	300.225	316.725	324.658
Power and distribution transformers, except parts.....	11	7409	12/99	234.678	241.918	247.753	261.772	275.743
Power and distribution transformers, except parts.....	11	740999	12/99	234.678	241.918	247.753	261.772	275.743
Other transformers and parts for transformers.....	11	7411	12/99	195.610	201.656	211.517	222.167	209.836
Switchgear, switchboard, industrial controls equipment.....	11	75		248.343	254.547	254.735	255.445	260.523
Industrial controls and related parts and accessories.....	11	7507		244.611	249.186	249.220	249.377	257.275
Industrial controls and related parts and accessories.....	11	750799	06/85	232.807	237.161	237.193	237.343	244.860
General-purpose industrial controls.....	11	7507991	06/11	121.480	123.749	123.749	123.762	127.973
Parts for industrial controls and motor-control accessories.....	11	7507992	06/11	124.383	125.217	125.217	125.217	126.674

See footnotes at end of table.

Table 9. Producer price indexes for commodity and service groupings and individual items, not seasonally adjusted — Continued
 [December 2021, Index base 1982=100, unless otherwise indicated]

Title	Commodity code		Other index base	Unadjusted index ¹				
	Group code	Item code		Aug. 2021	Sept. 2021 ^P	Oct. 2021 ^P	Nov. 2021 ^P	Dec. 2021 ^P
Specific-purpose industrial controls.....	11	7507993	06/11	112.166	114.654	114.709	114.943	118.603
Switchgear and switchboard apparatus.....	11	7522	06/05	141.618	145.847	146.023	146.671	148.263
Switchgear and switchboard apparatus.....	11	752201	06/05	141.618	145.847	146.023	146.671	148.263
Low voltage panelboards and distribution boards, 1000 volts or less..	11	7522013	12/07	113.498	114.295	114.376	114.399	114.399
Switchgear, except relays and ducts.....	11	752201A	12/07	134.948	140.043	140.379	141.675	144.366
Communications and related equipment and miscellaneous electronic systems & equipment.....	11	76	12/85	121.361	123.430	123.794	123.901	123.957
Telephone and wireline data networking equipment.....	11	7601	12/85	82.848	82.832	82.871	83.756	83.240
Carrier line equipment and external modems.....	11	760112	12/00	71.233	71.233	—	—	—
Telephone switching and switchboard equipment.....	11	760121	12/85	105.033	105.033	105.033	—	—
Wireline voice and data network equipment.....	11	760141	12/85	71.790	71.765	71.826	73.222	72.409
Other communications and related equipment, including broadcast and wireless.....	11	7603	06/13	101.720	102.385	103.301	103.269	103.550
Broadcast, studio, and related electronic equipment.....	11	760301	12/85	115.634	116.620	116.701	117.366	117.321
Radio station and wireless communication equipment.....	11	760302	12/85	95.635	96.154	96.755	96.501	96.501
Other broadcast and wireless communications systems and equipment.....	11	7603023	06/13	107.213	108.369	109.726	109.152	109.152
Intercommunications, alarm and traffic control systems.....	11	760303	12/85	137.626	139.111	142.695	143.744	146.136
Alarm systems, including electric sirens and horns.....	11	7603031	06/08	111.944	114.114	113.214	113.214	113.214
Intercommunications systems, including inductive paging systems.....	11	7603033	06/08	133.637	134.191	136.095	143.202	144.564
Electronic systems and equipment, n.e.c.....	11	7605	12/03	118.494	119.771	119.771	120.274	120.274
Electronic systems and equipment, n.e.c.....	11	760512	12/03	118.494	119.771	119.771	120.274	120.274
Search, detection, navigation & guidance systems and equipment.....	11	7606	06/04	151.418	155.391	155.391	155.391	155.391
Search, detection, navigation & guidance systems and equipment.....	11	760613	06/04	151.418	155.391	155.391	155.391	155.391
Electric lamp bulbs, tubes, and components.....	11	77		92.644	93.664	94.404	94.404	94.404
Electric lamp bulbs, tubes, and components.....	11	7704	12/04	71.480	72.268	72.838	72.838	72.838
Electric lamp bulbs, tubes, and components.....	11	770401	12/04	71.480	72.268	72.838	72.838	72.838
Electronic components and accessories.....	11	78		64.760	64.839	64.867	65.139	65.319
Capacitors for electronic circuitry.....	11	7811		238.873	238.873	238.873	238.873	238.873
Capacitors for electronic circuitry.....	11	781148	12/02	177.765	177.765	177.765	177.765	177.765
Resistors for electronic circuitry.....	11	7812		183.085	184.652	184.652	190.018	191.228
Resistors for electronic circuitry.....	11	781207	12/05	110.429	111.375	111.375	114.611	115.341
Relays for electronic circuitry, industrial control overload, and switchgear type.....	11	7821		257.823	257.823	257.823	257.823	257.823
Relays for electronic circuitry, industrial control overload, and switchgear type.....	11	782116	06/90	191.684	191.684	191.684	191.684	191.684
Switches, mechanical, for electronic circuitry.....	11	7822	06/82	217.459	217.459	217.459	217.459	217.459
Switches, mechanical, for electronic circuitry.....	11	782299	06/82	217.459	217.459	217.459	217.459	217.459
Connectors for electronic circuitry.....	11	7824		206.366	204.305	207.577	207.627	209.828
Connectors for electronic circuitry.....	11	782481	12/11	119.203	118.013	119.902	119.931	121.203
Filters, crystals, and transducers.....	11	7828	06/82	109.393	109.393	109.686	108.998	109.018
Filters, crystals, and transducers.....	11	782890	06/82	109.393	109.393	109.686	108.998	109.018
Crystal, filter, piezoelectric, and other related electronic devices (exc. microwave filters).....	11	7828901	06/82	113.657	113.657	113.961	113.247	113.268
Integrated microcircuits.....	11	7839	06/05	31.930	31.964	31.559	31.984	32.112
Integrated microcircuits.....	11	783911	06/05	31.930	31.964	31.559	31.984	32.112
Other semiconductor and related devices.....	11	7847	06/05	70.788	70.788	71.237	71.237	71.237
Other semiconductor devices, including parts (such as chips, wafers and heat sinks).....	11	784711	06/05	68.960	68.960	69.398	69.398	69.398
Bare printed circuit boards.....	11	7849	12/00	112.115	112.115	112.115	112.115	112.115
Bare printed circuit boards.....	11	784901	06/82	117.292	117.292	117.292	117.292	117.292
Electronic coils, transformers, and other inductors.....	11	7853	06/82	211.137	213.913	215.813	215.813	217.761
Electronic coils, transformers, and other inductors.....	11	785399	06/00	144.940	146.846	148.150	148.150	149.487
Microwave components, electron tubes, and other electronic components, n.e.c.....	11	7856	06/00	157.205	158.369	159.445	159.353	159.542
Microwave components, electron tubes, and other electronic components, n.e.c.....	11	785600	06/00	157.205	158.369	159.445	159.353	159.542
Printed circuit assemblies, loaded boards, modules and consumer external modems.....	11	7861	06/82	94.427	94.599	95.092	95.219	95.371
Printed circuit assemblies, loaded boards, modules and consumer external modems.....	11	786199	06/82	94.427	94.599	95.092	95.219	95.371
Miscellaneous electrical machinery and equipment.....	11	79		125.869	126.484	127.319	127.586	127.719
Storage batteries.....	11	7901		213.329	214.529	219.918	221.692	223.713
Storage batteries, lead acid type, BCI dimensional group 8D or smaller.....	11	790103	12/84	221.906	223.179	231.508	231.696	231.696
Storage batteries, lead acid type, larger than BCI dimensional group 8D.....	11	790104	12/84	288.469	289.367	289.367	289.367	302.379
Storage batteries (excluding lead acid), including parts for all storage batteries.....	11	790105	12/84	228.900	231.069	231.069	246.232	246.232
Storage batteries (excluding lead acid).....	11	7901051	12/09	130.424	131.862	131.862	141.913	141.913
Primary batteries.....	11	7902		200.926	204.103	203.988	207.852	207.536

See footnotes at end of table.

Table 9. Producer price indexes for commodity and service groupings and individual items, not seasonally adjusted — Continued
 [December 2021, Index base 1982=100, unless otherwise indicated]

Title	Commodity code		Other index base	Unadjusted index ¹				
	Group code	Item code		Aug. 2021	Sept. 2021 ^P	Oct. 2021 ^P	Nov. 2021 ^P	Dec. 2021 ^P
Primary batteries.....	11	790229	12/03	130.319	132.380	132.305	134.811	134.607
Carbon and graphite products.....	11	7903		181.943	182.484	182.501	183.599	183.625
X-ray and electromedical equipment.....	11	7905		86.960	86.960	86.957	86.961	86.949
Irradiation equipment.....	11	790512	06/85	115.475	115.475	115.475	115.475	115.475
Electromedical equipment, including diagnostic, therapeutic and patient monitoring equipment.....	11	790541	06/09	96.897	96.897	96.894	96.899	96.883
Miscellaneous electrical industrial apparatus.....	11	7929	12/85	180.431	184.679	188.997	187.441	187.501
Rectifying apparatus.....	11	792902	12/85	180.928	180.928	181.646	181.705	181.831
Other electrical equipment for industrial use, except for electronic circuitry.....	11	792904	12/03	164.796	172.187	179.107	176.351	176.351
All other electrical equipment and components, except industrial.....	11	7939	12/06	108.902	109.491	129.981	130.108	130.241
All other electrical equipment and components, except industrial.....	11	793901	12/06	108.902	109.491	129.981	130.108	130.241
Miscellaneous instruments.....	11	8		213.349	213.816	214.688	215.494	217.155
Automatic environmental controls for monitoring residential, commercial, and appliance use.....	11	81		187.505	191.191	194.557	194.557	196.382
Automatic environmental controls for monitoring residential, commercial, and appliance use.....	11	8105	12/03	129.302	131.843	134.164	134.164	135.423
Automatic environmental controls for monitoring residential, commercial, and appliance use.....	11	810501	12/03	129.302	131.843	134.164	134.164	135.423
Industrial process control instruments.....	11	82	06/83	243.588	243.984	245.688	245.968	246.330
Industrial process control instruments.....	11	8201	06/83	243.588	243.984	245.688	245.968	246.330
Industrial process control instruments.....	11	820171	12/03	147.527	147.766	148.799	148.968	149.187
Fluid meters and counting devices.....	11	84	12/85	197.504	198.602	198.602	201.005	201.005
Fluid meters and counting devices.....	11	8401	12/85	197.504	198.602	198.602	201.005	201.005
Integrating and totalizing meters for gases or liquids.....	11	840102	12/85	246.841	248.106	248.106	248.106	248.106
Counting devices.....	11	840103	12/85	212.136	212.136	212.136	212.136	—
Motor vehicle indicating instruments.....	11	840104	12/85	136.466	138.354	138.354	145.447	—
Engineering and scientific instruments.....	11	85	12/85	246.232	246.384	246.197	247.513	257.844
Aeronautical, nautical, and navigational instruments.....	11	8501	12/85	277.275	277.275	276.956	279.206	296.872
Aeronautical, nautical, and navigational instruments.....	11	850111	12/85	277.275	277.275	276.956	279.206	296.872
Hospital beds and specialized hospital furniture.....	11	8504	12/11	116.287	116.496	116.496	116.496	116.496
Hospital beds and specialized hospital furniture.....	11	850404	12/11	116.287	116.496	116.496	116.496	116.496
Measuring instruments and lenses.....	11	86	12/85	153.425	153.425	154.255	154.685	154.688
Sighting, tracking, and fire-control equipment, optical type.....	11	8601	12/85	128.032	128.032	128.032	130.356	130.356
Sighting, tracking, and fire-control equipment, optical type.....	11	860111	12/85	128.032	128.032	128.032	130.356	130.356
All other miscellaneous optical instruments and lenses.....	11	8602	12/85	137.410	137.410	139.212	139.212	140.088
All other miscellaneous optical instruments and lenses.....	11	860211	12/85	137.410	137.410	139.212	139.212	140.088
Laboratory analytical instruments.....	11	8603	12/85	162.256	162.256	163.055	163.202	163.028
Laboratory analytical instruments.....	11	860311	12/85	162.256	162.256	163.055	163.202	163.028
Measuring & controlling devices, n.e.c.....	11	89	06/85	166.888	167.026	167.230	167.574	169.406
Aircraft engine instruments.....	11	8901	06/85	169.889	169.889	168.963	168.963	168.963
Aircraft engine instruments.....	11	890199	06/85	169.889	169.889	168.963	168.963	168.963
Nuclear radiation detection & monitoring instruments.....	11	8904	06/85	206.048	206.048	207.280	207.280	221.305
Nuclear radiation detection & monitoring instruments.....	11	890499	06/85	206.048	206.048	207.280	207.280	221.305
Physical properties and kinematic testing equipment.....	11	8905	06/04	108.867	109.028	109.158	109.158	109.158
Physical properties and kinematic testing equipment.....	11	890599	06/04	108.867	109.028	109.158	109.158	109.158
Commercial, geophysical, meteorological & general-purpose instruments.....	11	8906	06/04	117.785	117.891	118.213	118.898	119.642
Commercial, geophysical, meteorological & general-purpose instruments.....	11	890699	06/04	117.785	117.891	118.213	118.898	119.642
Miscellaneous machinery.....	11	9		191.664	192.127	193.408	194.253	195.161
Oil field and gas field machinery.....	11	91		222.959	222.959	224.337	224.978	224.978
Oil and gas field drilling, surveying, and cementing machinery (except parts sold separately).....	11	9102		240.614	240.614	242.016	242.309	242.309
Oil and gas field drilling, surveying, and cementing machinery (except parts sold separately).....	11	910201	09/20	102.457	102.457	103.054	103.178	103.178
Oil field and gas field production machinery (except pumps and parts sold separately).....	11	9104		193.816	193.816	194.883	197.127	197.127
Oil field and gas field production machinery (except pumps and parts sold separately).....	11	910456	12/03	159.242	159.242	160.119	161.963	161.963
Parts and attachments for oil and gas field machinery and equipment.....	11	9106	12/10	109.707	109.707	110.711	110.352	110.352
Parts and attachments for oil and gas field drilling machinery and equipment.....	11	910602	12/10	111.133	111.133	111.133	110.579	—
Parts and attachments for oil and gas field production machinery and equipment.....	11	910604	12/10	108.099	108.099	110.981	110.981	110.981
Mining machinery and equipment.....	11	92		333.603	334.437	335.011	354.424	354.841
Mining machinery and equipment (except parts sold separately).....	11	9207	09/19	110.950	111.273	111.438	119.892	119.892
Underground mining machinery (except parts sold separately).....	11	920701	12/03	223.738	224.506	224.506	231.188	—

See footnotes at end of table.

Table 9. Producer price indexes for commodity and service groupings and individual items, not seasonally adjusted — Continued
 [December 2021, Index base 1982=100, unless otherwise indicated]

Title	Commodity code		Other index base	Unadjusted index ¹				
	Group code	Item code		Aug. 2021	Sept. 2021 ^P	Oct. 2021 ^P	Nov. 2021 ^P	Dec. 2021 ^P
Crushing, pulverizing, & screening machinery (except parts sold separately).....	11	920702	12/03	189.160	189.160	189.160	231.589	231.589
Drills and other mining machinery (except parts sold separately).....	11	920703	12/03	197.586	198.789	200.355	207.787	207.787
Mineral processing & beneficiation machinery (except parts sold separately).....	11	920704	12/03	197.205	197.505	201.214	244.550	244.550
Parts and attachments for mining machinery and equipment (sold separately).....	11	9253		275.777	276.196	276.824	281.019	282.185
Parts and attachments for mining machinery and equipment (sold separately).....	11	925303	12/03	198.644	198.946	199.398	202.420	203.260
Office and store machines and equipment.....	11	93		121.943	121.943	121.943	121.943	123.762
Coin-operated machines and mechanisms.....	11	9309	05/18	101.921	101.921	101.921	101.921	103.821
Coin-operated machines and mechanisms.....	11	930910	05/18	101.921	101.921	101.921	101.921	103.821
Internal combustion engines.....	11	94		173.129	173.255	174.823	174.849	174.824
Diesel, semidiesel, and dual-fuel engines (except automotive).....	11	9407	12/82	181.222	181.222	186.267	186.267	186.267
Diesel, semidiesel, and dual-fuel engines (except automotive).....	11	940725	12/00	138.971	138.971	142.840	142.840	142.840
Diesel, semidiesel, and dual-fuel engines for automobiles, trucks, and buses.....	11	9408	12/82	151.740	151.740	151.740	151.740	151.740
Diesel, semidiesel, and dual-fuel engines for automobiles, trucks, and buses.....	11	940811	12/82	151.740	151.740	151.740	151.740	151.740
Parts & accessories for internal combustion engines, ex. aircraft & gasoline automotive engines.....	11	9413		213.711	214.528	216.902	216.902	216.902
Parts & accessories for internal combustion engines, ex. aircraft & gasoline automotive engines.....	11	941301		213.711	214.528	216.902	216.902	216.902
Machine shop products.....	11	95		200.101	200.735	202.543	202.503	204.795
Machine shop products.....	11	9505	06/84	181.274	181.849	183.487	183.451	185.527
Machine shop job work and job order repairs.....	11	950501	06/84	181.274	181.849	183.487	183.451	185.527
Turbines and turbine generator sets.....	11	97	06/87	246.826	248.932	249.630	250.318	250.988
Turbines and turbine generator sets (excluding parts).....	11	9701	06/87	246.826	248.932	249.630	250.318	250.988
Steam, gas, and other turbines and turbine generators.....	11	970103	06/11	108.351	108.631	108.908	109.173	109.420
Parts & accessories for turbines, turbine generators, and turbine generator sets.....	11	98	09/15	101.448	101.448	101.546	101.546	101.546
Parts & accessories for turbines, turbine generators, and turbine generator sets.....	11	9801	09/15	101.448	101.448	101.546	101.546	101.546
Parts & accessories for turbines, turbine generators, and turbine generator sets.....	11	980101	09/15	101.448	101.448	101.546	101.546	101.546
Furniture and household durables.....	12	—		193.124	195.647	196.737	198.315	200.062
Household furniture.....	12	1		243.406	247.819	249.067	252.092	254.563
Metal household furniture.....	12	11		191.898	208.647	210.684	200.997	220.330
Metal household furniture.....	12	1101		191.898	208.647	210.684	200.997	220.330
Metal household dining room and kitchen furniture.....	12	110102	06/84	241.689	286.761	263.821	235.929	252.482
Other metal household furniture.....	12	110104	06/84	163.928	163.928	180.888	181.977	203.144
Metal household furniture, beds, nonupholstered.....	12	1101041	12/11	112.495	112.495	112.495	114.184	127.466
Wood household furniture.....	12	12		273.480	276.357	277.714	277.714	281.978
Living room furniture (nonupholstered), wood.....	12	1201		271.580	274.885	275.566	275.566	280.831
Living room furniture (nonupholstered), wood.....	12	120181	12/04	145.760	147.534	147.899	147.899	150.725
Dining room furniture (nonupholstered), wood.....	12	1202		289.420	293.740	294.873	294.873	296.858
Dining room furniture (nonupholstered), wood.....	12	120281	12/04	147.267	149.464	150.041	150.041	151.051
Bedroom furniture (nonupholstered), wood.....	12	1203		276.392	279.159	281.822	281.822	283.972
Bedroom furniture (nonupholstered), wood.....	12	120381	12/04	145.847	147.307	148.712	148.712	149.846
Other wood household furniture.....	12	1204		245.523	247.094	247.708	247.708	257.457
Other wood household furniture.....	12	120481	12/04	174.690	175.808	176.245	176.245	183.181
Nonupholstered wood infants' & children's furniture.....	12	1204811	12/07	156.528	157.529	157.921	157.921	164.136
Custom nonupholstered wood household furniture sold direct, excl. kitchen cabinets and vanities.....	12	1205	06/12	107.724	107.724	107.724	107.724	107.724
Custom nonupholstered wood household furniture sold direct, excl. kitchen cabinets and vanities.....	12	120581	06/12	107.724	107.724	107.724	107.724	107.724
Upholstered household furniture.....	12	13		223.789	225.030	226.535	237.679	237.747
Upholstered household furniture.....	12	1301		223.789	225.030	226.535	237.679	237.747
Dual purpose sleep furniture, incl. convertible sofa.....	12	130123	06/83	187.580	189.400	190.663	192.125	192.125
Upholstered household furniture.....	12	130141	06/05	142.300	143.050	144.006	151.487	151.534
Upholstered household davenport, sofas, loveseats, and settees.....	12	1301411	12/11	124.016	124.702	125.605	132.681	132.694
Upholstered household sectional sofa pieces.....	12	1301412	12/11	117.669	117.808	118.453	124.438	124.444
Upholstered household rocking chairs, including swivel rockers.....	12	1301413	12/11	124.118	126.005	128.147	131.185	131.191
Other upholstered household furniture, including custom.....	12	1301415	12/11	133.942	135.242	136.317	149.871	150.273
Bedding.....	12	14		218.876	223.992	224.639	222.683	222.836
Bedding.....	12	1401		218.876	223.992	224.639	222.683	222.836
Innerspring mattresses, excluding crib size.....	12	140104	12/95	192.894	198.417	200.186	200.523	200.651
Mattress foundations.....	12	140107	12/11	131.742	140.502	140.318	138.803	139.353

See footnotes at end of table.

Table 9. Producer price indexes for commodity and service groupings and individual items, not seasonally adjusted — Continued
 [December 2021, Index base 1982=100, unless otherwise indicated]

Title	Commodity code		Other index base	Unadjusted index ¹				
	Group code	Item code		Aug. 2021	Sept. 2021 ^P	Oct. 2021 ^P	Nov. 2021 ^P	Dec. 2021 ^P
Mattresses, other types, including crib, foam, waterbed mattresses and mattress inserts.....	12	140114	06/83	221.183	228.840	228.529	229.253	229.253
Sleep system ensembles and mattresses, excluding conventional waterbeds.....	12	140122	12/95	168.726	168.726	168.726	169.196	169.196
Mattress and foundation sets.....	12	140134	12/03	141.992	141.493	141.493	137.361	137.361
Metal porch, lawn, outdoor & casual furniture.....	12	15		314.611	317.855	318.164	318.164	319.049
Porch and lawn furniture.....	12	1501		314.611	317.855	318.164	318.164	319.049
Metal porch, lawn, outdoor & casual furniture.....	12	150112	06/84	312.923	316.149	316.457	316.457	317.337
Nonupholstered household furniture, except wood and metal.....	12	16	12/85	144.125	144.125	144.125	145.915	146.543
Nonupholstered household furniture, except wood and metal.....	12	1601	12/85	144.125	144.125	144.125	145.915	146.543
Nonupholstered household furniture, except wood and metal.....	12	160101	12/85	144.125	144.125	144.125	145.915	146.543
Commercial furniture.....	12	2		262.070	266.541	267.536	269.462	271.236
Wood office furniture and store fixtures.....	12	21		253.701	256.901	260.180	260.853	261.868
Wood office furniture and store fixtures.....	12	2101		253.701	256.901	260.180	260.853	261.868
Wood office seating, including upholstered.....	12	210112	06/85	233.254	234.423	236.295	236.295	237.346
Wood office desks and extensions.....	12	210113	06/85	257.553	258.241	263.906	261.686	264.664
Wood office files, storage units, and tables.....	12	210114	06/85	256.933	257.705	261.258	261.258	263.863
Wood office furniture, other types (incl. panel/desk systems).....	12	210116	06/85	213.276	213.661	214.029	214.029	215.687
Fixtures for stores, banks and offices.....	12	210161	12/83	249.390	253.363	256.703	257.784	258.398
Custom architectural woodwork, millwork, and fixtures.....	12	2101611	06/08	125.401	127.735	128.726	129.106	129.106
Wood lockers, partitions, and shelving (except custom).....	12	2101612	06/08	128.999	129.487	140.759	141.180	143.324
Wood furniture dimensions and nonwood furniture parts and frames..	12	2101615	12/11	146.964	146.506	155.801	155.348	158.052
Nonwood furniture and store fixtures.....	12	22		262.336	267.731	266.497	268.612	269.605
Nonwood commercial storage units, files, and tables.....	12	2202		257.470	255.199	258.604	263.010	264.424
Nonwood commercial storage units, files, and tables.....	12	220202	06/95	184.933	183.302	185.748	188.913	189.928
Nonwood commercial furniture.....	12	2203		256.247	258.150	251.429	255.618	252.732
Nonwood office seating.....	12	220325		213.982	217.705	205.856	217.942	215.345
Nonwood office furniture panel systems, and other nonwood office furniture.....	12	220326	06/95	179.051	179.585	177.128	176.584	174.245
Nonwood partitions and fixtures.....	12	2204	12/83	256.220	267.959	270.345	269.335	273.966
Storage racks and accessories, except wood.....	12	220407	12/83	283.054	283.054	297.705	298.578	298.578
Fixtures (bank, office, and store) except wood.....	12	220409	12/83	225.593	228.169	225.360	226.963	247.331
Public building furniture.....	12	23	12/84	251.848	255.630	256.364	261.896	265.817
Public building furniture.....	12	2301	12/84	251.848	255.630	256.364	261.896	265.817
School furniture (except stone and concrete), excluding library furniture.....	12	230101	12/84	279.757	282.927	284.961	286.211	291.647
Public building and related furniture, excluding school & restaurant furniture.....	12	230102	12/84	252.381	256.703	256.810	264.877	268.249
Commercial furniture and fixtures, n.e.c.....	12	24	12/85	232.262	236.669	239.698	241.636	247.902
Commercial furniture and fixtures, n.e.c.....	12	2401	12/85	232.262	236.669	239.698	241.636	247.902
Bar, bowling center, cafeteria, and restaurant furniture.....	12	240104	12/10	139.726	143.086	145.096	145.096	152.105
Other commercial and institutional furniture and fixtures, n.e.c.....	12	240108	12/10	135.506	137.694	139.359	141.120	143.026
Floor coverings.....	12	3		205.561	207.016	210.213	212.657	212.728
Carpets and rugs.....	12	31		200.413	202.109	205.835	208.684	208.767
Carpet and rugs.....	12	3101		203.505	205.227	209.011	211.903	211.988
Carpet and rugs.....	12	310101		203.505	205.227	209.011	211.903	211.988
Resilient floor coverings.....	12	32		248.837	248.837	248.837	248.837	248.837
Resilient floor coverings.....	12	3201		248.837	248.837	248.837	248.837	248.837
Resilient floor coverings.....	12	320170	12/11	111.888	111.888	111.888	111.888	111.888
Household appliances.....	12	4		130.902	132.583	133.417	133.847	136.598
Major appliances.....	12	41		126.832	128.617	128.716	128.953	132.267
Household cooking appliances.....	12	4101		128.251	133.275	133.144	133.245	136.911
Electric household ranges, ovens (including microwave), surface cooking units, and equipment.....	12	410105	12/02	124.492	133.153	132.496	129.448	135.309
Gas household ranges, ovens, surface cooking units and equipment. .	12	410139	12/02	128.500	127.998	129.031	130.238	134.391
Other household ranges and cooking equipment, including outdoor equipment.....	12	410169	12/02	153.457	154.004	153.879	165.068	158.954
Household refrigeration equipment.....	12	4103		108.748	109.172	108.994	109.210	112.276
Household refrigerators, including refrigerator-freezer combinations.....	12	410329	12/02	115.337	115.956	115.799	115.960	119.286
Other major household appliances including room air-conditioners.....	12	4104		157.800	157.457	158.890	160.016	165.369
Household vacuum cleaners, including parts and attachments.....	12	43		105.630	105.630	111.390	112.006	112.006
Household vacuum cleaners and other floor care machines (including parts and attachments).....	12	4301		99.094	99.094	104.498	105.075	105.075
Household vacuum cleaners and other floor care machines (including parts and attachments).....	12	430114	06/07	108.100	108.100	113.995	114.625	114.625
Electric housewares and fans.....	12	44		129.375	129.685	132.677	133.855	133.855

See footnotes at end of table.

Table 9. Producer price indexes for commodity and service groupings and individual items, not seasonally adjusted — Continued
 [December 2021, Index base 1982=100, unless otherwise indicated]

Title	Commodity code		Other index base	Unadjusted index ¹				
	Group code	Item code		Aug. 2021	Sept. 2021 ^P	Oct. 2021 ^P	Nov. 2021 ^P	Dec. 2021 ^P
Parts and attachments for small electric household appliances, including fan parts.....	12	4403	12/82	185.146	185.146	185.146	185.146	185.146
Parts and attachments for small electric household appliances, including fan parts.....	12	440311	12/82	185.146	185.146	185.146	185.146	185.146
Small electric household appliances, including fans.....	12	4404	05/21	102.772	103.036	105.584	106.588	106.588
Small electric household appliances, including fans.....	12	440401	05/21	102.772	103.036	105.584	106.588	106.588
Portable residential lighting fixtures, including parts and accessories.....	12	45		244.364	252.618	256.091	259.246	259.465
Portable residential lighting fixtures, including parts and accessories.....	12	4501		244.364	252.618	256.091	259.246	259.465
Portable residential lighting fixtures, including parts and accessories.....	12	450135	06/98	164.701	170.264	172.605	174.731	174.879
Home electronic equipment.....	12	5		56.455	56.455	56.995	57.615	57.683
Speakers and commercial sound equipment.....	12	57	12/03	121.993	121.993	123.640	125.490	125.763
Speakers and commercial sound equipment.....	12	5707	12/03	121.993	121.993	123.640	125.490	125.763
Speakers and commercial sound equipment.....	12	570708	12/03	121.993	121.993	123.640	125.490	125.763
Other home electronic equipment.....	12	58	06/04	106.549	106.549	107.086	107.741	107.741
Other consumer audio and video equipment, including television receivers.....	12	5803	01/17	110.445	110.445	111.002	111.681	111.681
Other consumer audio and video equipment, excluding television receivers.....	12	580301	06/04	98.079	98.079	98.573	99.176	99.176
Other household durable goods.....	12	6		220.674	221.538	221.916	223.100	224.386
Vitreous china, fine earthenware, and other pottery products.....	12	61		295.316	295.051	295.051	295.051	305.583
Vitreous china, porcelain, and earthenware table and kitchenware and other pottery products.....	12	6101		295.274	295.009	295.009	295.009	305.540
Vitreous china, porcelain, and earthenware (semivitreous) table and kitchenware.....	12	610104	06/08	127.012	127.012	127.012	127.012	127.012
All other pottery products (including china decorated for the trade).....	12	610105	06/08	148.177	147.958	147.958	147.958	156.681
Mirrors (decorated and undecorated).....	12	65		262.308	262.308	262.308	262.308	—
Mirrors (decorated and undecorated), made from purchased glass.....	12	6501		262.308	262.308	262.308	262.308	—
Mirrors (decorated and undecorated), made from purchased glass.....	12	650104	12/04	168.967	168.967	168.967	168.967	—
Lawn/garden equipment.....	12	66		156.766	157.157	157.778	159.713	159.726
Parts and attachments for consumer lawn, garden, and snow equipment.....	12	6605	12/82	191.343	192.467	193.866	196.914	197.095
Parts and attachments for consumer lawn, garden, and snow equipment.....	12	660503	06/03	129.283	130.042	130.988	133.046	133.169
Consumer lawn, garden, and snow equipment.....	12	6607	05/18	106.016	106.197	106.533	107.754	107.741
Consumer lawn, garden, and snow equipment.....	12	660701	05/18	106.016	106.197	106.533	107.754	107.741
Consumer riding lawn, garden, and snow equipment.....	12	6607011	06/03	113.636	114.123	114.795	118.365	118.365
Consumer nonriding lawn, garden, and snow equipment.....	12	6607012	06/03	117.061	117.086	117.272	117.272	117.251
Cutlery, flatware (except precious), razors and razor blades.....	12	67		249.623	249.623	249.623	249.623	256.320
Cutlery, flatware (except precious), razors and razor blades.....	12	6701		249.623	249.623	249.623	249.623	256.320
Cutlery, scissors, shears, trimmers, and snips.....	12	670141	12/83	242.114	242.114	242.114	242.114	274.194
Metal kitchen utensil, pots, and pans.....	12	68		274.022	284.677	284.677	284.677	284.677
Metal kitchen utensil, pots, and pans.....	12	6801		274.022	284.677	284.677	284.677	284.677
Stamped and spun kitchen utensils, except aluminum.....	12	680102	06/84	264.299	264.299	264.299	—	—
Window shades, blinds, and accessories.....	12	69	06/84	221.053	222.813	222.813	222.862	222.862
Window shades, blinds, and accessories.....	12	6901	06/84	221.053	222.813	222.813	222.862	222.862
Window shades and window shade accessories and rollers.....	12	690101	06/84	255.989	259.365	259.365	259.459	259.459
Nonmetallic mineral products.....	13	—		274.862	275.660	276.605	278.281	278.617
Glass.....	13	1		159.946	160.601	162.462	163.091	164.450
Flat glass.....	13	11		147.815	148.599	150.658	151.224	152.835
Flat glass (float, sheet, and plate process).....	13	1105		118.821	117.737	118.565	120.538	126.151
Flat glass (float, sheet, and plate process).....	13	110511	06/83	114.534	113.489	114.287	116.190	121.600
Specialty glass.....	13	1107		178.633	180.353	183.215	183.215	183.215
Specialty glass.....	13	110703	06/11	130.242	131.496	133.582	133.582	133.582
Other glass products, made by flat glass producers.....	13	1107034	06/11	144.050	144.050	145.075	145.075	145.075
Other finished glassware.....	13	13	06/83	180.614	180.682	181.510	182.275	182.482
Pressed and blown glassware.....	13	1301	06/83	183.487	183.555	184.396	185.174	185.384
Machine-made pressed & blown table, kitchen, art, & novelty glassware.....	13	130116	12/11	139.852	139.852	139.998	141.734	141.734
All other machine-made pressed and blown glassware.....	13	130117	12/11	113.696	113.783	114.736	114.349	114.616
Handmade pressed and blown glassware.....	13	130118	12/11	114.593	114.593	114.593	114.593	114.593
Concrete ingredients and related products.....	13	2		336.091	336.455	336.347	336.548	336.011
Construction sand, gravel, and crushed stone.....	13	21		381.652	381.952	381.642	382.594	381.772
Construction sand, gravel and crushed stone.....	13	2101		381.652	381.952	381.642	382.594	381.772
Construction sand and gravel (run of pit/bank, washed, screened, etc).....	13	210120	12/11	150.098	150.717	151.279	151.443	151.396
Construction sand and gravel, Northeast.....	13	2101201	12/12	150.685	151.585	151.585	151.585	151.585

See footnotes at end of table.

Table 9. Producer price indexes for commodity and service groupings and individual items, not seasonally adjusted — Continued

[December 2021, Index base 1982=100, unless otherwise indicated]

Title	Commodity code		Other index base	Unadjusted index ¹				
	Group code	Item code		Aug. 2021	Sept. 2021 ^P	Oct. 2021 ^P	Nov. 2021 ^P	Dec. 2021 ^P
Construction sand and gravel, Midwest.....	13	2101202	12/12	152.375	152.817	156.261	156.476	156.476
Construction sand and gravel, West.....	13	2101204	12/12	151.391	152.422	151.612	151.901	151.806
Crushed and broken stone.....	13	210121		368.109	367.822	366.736	367.896	366.785
Crushed and broken limestone.....	13	2101212	12/11	142.715	142.776	142.306	142.951	142.828
Crushed and broken granite.....	13	2101213	12/11	138.467	138.161	138.363	138.363	136.411
Bituminous limestone, sandstone, & other crushed & broken stone. . .	13	2101219	12/11	125.649	125.032	124.221	124.256	124.209
Cement, hydraulic.....	13	22		274.436	274.966	275.266	273.936	273.936
Cement, hydraulic.....	13	2201		274.436	274.966	275.266	273.936	273.936
Cement, hydraulic.....	13	220161	06/89	268.593	269.112	269.406	268.104	268.104
Concrete products.....	13	3		297.547	298.692	299.278	301.714	303.429
Concrete block and brick.....	13	31		292.277	292.430	292.529	295.207	294.870
Structural concrete block.....	13	3111		301.939	301.956	301.835	303.069	302.940
Structural concrete block.....	13	311135	12/87	246.416	246.431	246.332	247.339	247.234
Structural concrete block, lightweight units (weighing less than 105 lb/cubic ft.) (dry weight).....	13	3111351	12/11	134.357	134.357	134.357	135.052	135.052
Structural concrete block, mediumweight units (weighing 105 - 124 lb/cubic ft.) (dry weight).....	13	3111352	12/11	129.688	129.688	129.688	130.300	130.300
Structural concrete block, normalweight units (weighing 125 lb or more/cubic ft.) (dry weight).....	13	3111353	12/11	128.640	128.663	128.501	128.753	128.580
Decorative concrete block.....	13	3121		263.933	263.933	264.100	264.394	263.140
Decorative concrete block (including screen, split, slump, shadowal block, etc.).....	13	312101		263.933	263.933	264.100	264.394	263.140
Concrete brick.....	13	3131		265.609	265.609	265.609	271.974	271.974
Concrete brick.....	13	313101		265.609	265.609	265.609	271.974	271.974
Concrete pavers.....	13	3141		243.993	244.444	244.805	249.808	249.808
Concrete pavers (including grid, interlocking, etc.).....	13	314101		243.993	244.444	244.805	249.808	249.808
Concrete pipe.....	13	32		261.443	263.444	272.716	273.069	276.709
Concrete pipe.....	13	3201		261.443	263.444	272.716	273.069	276.709
Concrete pipe.....	13	320108	12/86	228.301	230.048	238.145	238.452	241.631
Concrete storm sewer pipe.....	13	3201082	12/11	166.276	167.881	169.846	170.477	176.268
Concrete pipe, except concrete culvert and storm sewer pipe.....	13	3201083	12/11	125.404	128.296	127.197	127.298	128.743
Ready-mix concrete.....	13	33		302.169	302.041	300.679	303.375	305.354
Ready-mix concrete.....	13	3301		302.169	302.041	300.679	303.375	305.354
Ready-mix concrete.....	13	330101		302.169	302.041	300.679	303.375	305.354
Northeast region ready-mix concrete.....	13	330101A	12/12	142.358	140.706	135.922	139.284	139.340
Midwest region ready-mix concrete.....	13	330101B	12/12	134.264	133.569	129.356	134.408	134.243
South region ready-mix concrete.....	13	330101C	12/12	137.716	137.371	138.968	138.428	139.780
West region ready-mix concrete.....	13	330101D	12/12	141.874	143.850	144.771	144.292	145.900
Precast concrete products.....	13	34		311.816	316.957	320.201	321.779	323.305
Precast concrete products.....	13	3401		311.816	316.957	320.201	321.779	323.305
Precast concrete products.....	13	340106	12/86	275.087	279.622	282.484	283.877	285.223
Precast concrete slabs and tile, roof and floor units.....	13	3401061	12/11	145.040	151.500	151.861	151.861	151.861
Precast concrete architectural wall panels.....	13	3401062	12/11	145.546	148.092	152.896	153.304	153.663
Burial vaults and boxes, precast concrete.....	13	3401063	12/11	141.832	141.832	143.352	143.352	144.160
Precast concrete products (excl burial vaults and boxes, slabs and tile, and arch. wall panels).....	13	3401064	12/11	139.309	140.690	141.424	142.570	143.562
Prestressed concrete products.....	13	35		259.162	261.496	264.496	268.173	269.293
Prestressed concrete products.....	13	3501		259.162	261.496	264.496	268.173	269.293
Prestressed concrete products.....	13	350107	12/86	264.474	266.856	269.917	273.670	274.812
Prestressed concrete bridge beams and solid and hollow cored slabs and panels.....	13	3501071	12/07	164.837	167.288	170.766	175.018	174.428
Prestressed concrete bridge beams.....	13	35010711	12/07	123.960	124.998	124.998	129.332	131.498
Prestressed concrete solid and hollow cored slabs and panels.....	13	35010712	12/07	217.748	222.452	231.802	235.353	229.829
Prestressed concrete products (excl bridge beams and solid and hollow cored slabs and panels).....	13	3501072	12/07	107.291	107.489	107.482	107.482	108.981
Clay construction products ex. refractories.....	13	4		202.038	202.038	204.407	204.407	204.825
Brick and structural clay tile.....	13	42	12/84	216.027	216.027	221.157	221.157	221.733
Building or common brick.....	13	4201	12/84	213.648	213.648	218.879	218.879	219.473
Building or common brick.....	13	420101	12/84	213.648	213.648	218.879	218.879	219.473
Glazed brick and other brick (paving, floor, and sewer).....	13	4202	12/84	244.063	244.063	245.819	245.819	245.819
Glazed brick and other brick (paving, floor, and sewer).....	13	420201	12/84	244.063	244.063	245.819	245.819	245.819
Clay floor and wall tile, glazed and unglazed.....	13	44		126.591	126.591	126.591	126.591	126.591
Clay floor and wall tile, glazed and unglazed (including quarry tile and ceramic mosaic tile).....	13	4401		126.591	126.591	126.591	126.591	126.591
Clay floor and wall tile, glazed and unglazed (including quarry tile and ceramic mosaic tile).....	13	440131		126.592	126.592	126.592	126.592	126.592
Structural clay products, n.e.c.....	13	45		304.609	304.609	304.609	304.609	308.034
Structural clay products, n.e.c.....	13	4501		304.609	304.609	304.609	304.609	308.034

See footnotes at end of table.

Table 9. Producer price indexes for commodity and service groupings and individual items, not seasonally adjusted — Continued

[December 2021, Index base 1982=100, unless otherwise indicated]

Title	Commodity code		Other index base	Unadjusted index ¹				
	Group code	Item code		Aug. 2021	Sept. 2021 ^P	Oct. 2021 ^P	Nov. 2021 ^P	Dec. 2021 ^P
All other structural clay products, excluding clay refractories.....	13	450199	12/85	263.276	263.276	263.276	263.276	263.276
Refractories.....	13	5		293.729	300.560	301.188	301.546	303.043
Clay refractories.....	13	52		347.844	362.967	362.967	362.967	362.967
Clay refractories.....	13	5201		347.844	362.967	362.967	362.967	362.967
Clay refractories.....	13	520181	12/04	195.375	203.870	203.870	203.870	203.870
Nonclay refractories.....	13	53		252.936	254.795	255.762	256.312	258.615
Nonclay refractories (excluding dead-burned magnesia).....	13	5301		252.936	254.795	255.762	256.312	258.615
Nonclay refractories (excluding dead-burned magnesia).....	13	530112	12/04	165.912	167.131	167.766	168.126	169.637
Asphalt felts and coatings.....	13	6		284.673	286.407	286.094	294.253	281.964
Prepared asphalt and tar roofing and siding products.....	13	61		287.997	289.981	289.649	299.017	284.934
Prepared asphalt and tar roofing and siding products.....	13	6101		287.997	289.981	289.649	299.017	284.934
Prepared asphalt and tar roofing and siding products.....	13	610131	12/03	261.911	263.715	263.413	271.933	259.125
Asphalt smooth-surfaced roll roofing and cap sheets, organic and fiberglass base.....	13	6101311	12/12	116.623	118.245	118.362	113.898	115.329
Asphalt mineral-surfaced roll roofing and cap sheets, organic and fiberglass base.....	13	6101312	12/11	136.446	140.669	143.398	145.811	146.285
Other prepared asphalt and tar products for roofing and siding.....	13	6101317	12/11	106.275	108.063	110.782	111.209	112.900
Roofing asphalts, pitches, coatings, and cement.....	13	62		237.954	237.954	237.784	237.581	237.725
Roofing asphalts, pitches, coatings, and cement.....	13	6201		237.954	237.954	237.784	237.581	237.725
Roofing asphalts, pitches, coatings, and cement.....	13	620121	06/84	225.394	225.394	225.234	225.041	225.177
Gypsum products.....	13	7		389.972	390.666	396.890	396.900	396.900
Gypsum products.....	13	71		389.972	390.666	396.890	396.900	396.900
Gypsum products.....	13	7101		389.972	390.666	396.890	396.900	396.900
Gypsum building materials.....	13	710102	12/93	295.516	295.370	300.968	300.968	300.968
Other gypsum products.....	13	710116	12/99	221.951	225.003	225.061	225.097	225.097
Glass containers.....	13	8		223.733	223.733	223.751	226.742	226.735
Glass containers.....	13	81		223.733	223.733	223.751	226.742	226.735
Glass containers (including value of packaging).....	13	8101		223.733	223.733	223.751	226.742	226.735
Glass containers (including value of packaging).....	13	810104	06/95	171.116	171.116	171.130	173.417	173.411
Other nonmetallic minerals.....	13	9		268.091	268.339	269.422	270.179	272.395
Insulation materials.....	13	92		228.139	229.448	228.598	230.196	230.751
Mineral wool for thermal and acoustical envelope insulation.....	13	9201		225.016	226.828	226.215	225.465	226.475
Mineral wool for thermal and acoustical envelope insulation.....	13	920105	06/07	171.458	172.839	172.371	171.799	172.570
Mineral wool for industrial, equipment, and appliance insulation.....	13	9202		196.724	196.687	195.451	202.023	201.469
Mineral wool for industrial, equipment, and appliance insulation.....	13	920201		196.724	196.687	195.451	202.023	201.469
Paving mixtures and blocks.....	13	94		322.529	322.958	324.739	324.458	328.224
Paving mixtures and blocks.....	13	9401		322.529	322.958	324.739	324.458	328.224
Paving mixtures and blocks.....	13	940113	12/03	227.547	227.849	229.105	228.907	231.565
Emulsified asphalt, including liquid additives.....	13	940113A	12/09	123.290	122.142	124.164	125.601	125.360
Other liquid asphalt and tar paving materials, including cut-backs.....	13	940113B	12/09	139.745	141.008	142.937	143.219	142.951
Asphalt and tar paving mixtures (excluding liquid).....	13	940113C	12/09	118.299	118.968	118.903	117.989	120.602
Cut stone and stone products.....	13	95	12/84	198.564	196.932	197.511	199.409	203.169
Cut stone and stone products.....	13	9501	12/84	198.564	196.932	197.511	199.409	203.169
Dressed dimension granite (including gneiss, syenite, diorite, and cut granite).....	13	950111	12/84	192.076	191.501	191.981	194.705	196.357
Dressed dimension limestone (including dolomite, travertine, calcareous, tufa, & cut limestone).....	13	950121	12/84	192.635	192.635	192.635	193.650	206.401
Dressed dimension marble and other stone.....	13	950151	12/04	135.594	131.897	132.626	132.290	136.380
Gaskets, packing, and sealing devices.....	13	98	12/85	215.188	215.599	215.914	216.266	218.039
Gaskets and gasketing material.....	13	9801	12/85	237.690	238.119	240.930	241.513	241.617
Nonmetallic gaskets and gasketing.....	13	980111	12/90	196.954	197.692	202.530	203.535	207.044
Metallic gaskets and machined seals.....	13	980112	12/90	203.125	203.125	203.125	203.125	199.937
Packing and sealing.....	13	9802	12/85	199.115	199.519	197.519	197.663	201.029
Compression packing.....	13	980211	12/90	233.680	233.680	225.602	225.602	251.537
Molded packing and sealing devices.....	13	980212	12/90	170.498	171.058	171.500	171.762	172.377
Rotary oil seals.....	13	980214	12/90	160.579	161.079	161.079	161.079	161.079
Nonmetallic minerals and products, n.e.c.....	13	99	06/82	253.307	253.506	255.654	256.318	257.305
Industrial sand.....	13	9901	06/82	273.917	274.038	274.038	274.038	274.038
Hydraulic fracturing sand and all other industrial sand.....	13	990121	06/82	163.945	164.115	164.115	164.115	164.115
All other industrial sand.....	13	9901212	12/12	150.417	150.573	150.573	150.573	150.573
Clay and stone mining and quarrying.....	13	9902	06/84	262.202	262.493	265.345	266.468	268.576
Ground or treated minerals and earths.....	13	990209	06/85	257.508	258.041	262.838	264.575	265.626
Treated lightweight aggregate and crushed slag, minerals and earths.....	13	9902094	12/14	136.758	136.758	136.758	137.014	136.832
Other minerals and earths, treated.....	13	9902096	12/14	85.691	85.706	89.096	90.663	91.774

See footnotes at end of table.

Table 9. Producer price indexes for commodity and service groupings and individual items, not seasonally adjusted — Continued
 [December 2021, Index base 1982=100, unless otherwise indicated]

Title	Commodity code		Other index base	Unadjusted index ¹				
	Group code	Item code		Aug. 2021	Sept. 2021 ^P	Oct. 2021 ^P	Nov. 2021 ^P	Dec. 2021 ^P
Dimension stone mining and quarrying.....	13	990211	06/85	241.938	241.938	241.938	241.938	241.938
Clay, excluding kaolin and ball clay.....	13	990214	06/90	190.289	192.157	193.411	191.348	198.605
Bentonite.....	13	990214C	12/07	130.634	131.862	132.022	132.022	132.022
All other nonmetallic minerals, including talc and gypsum.....	13	990299	06/85	321.120	318.198	314.798	317.655	318.462
All other miscellaneous nonmetallic mineral products.....	13	9903	12/85	203.503	203.603	205.327	205.610	205.574
Dry-mixed concrete materials (prepackaged sand, gravel, mortar, and cement premixes).....	13	990312	12/11	129.273	129.273	130.620	130.804	130.804
Other nonmetallic mineral products.....	13	990313	12/11	101.885	102.074	102.381	102.514	102.446
Transportation equipment.....	14	—		189.524	189.814	191.019	191.800	192.437
Motor vehicles and equipment.....	14	1		158.043	158.263	159.517	160.210	160.711
Motor vehicles.....	14	11		161.910	161.869	163.064	163.371	163.755
Passenger cars and chassis.....	14	1101		138.530	138.147	139.456	139.899	139.899
Passenger cars.....	14	110131	06/82	138.247	137.864	139.171	139.613	139.613
Motorcycles, including three-wheel motorbikes, motorscooters, mopeds, and parts.....	14	1104		192.787	192.787	192.788	192.788	192.788
Motorcycles, including three-wheel motorbikes, motorscooters, mopeds, and parts.....	14	110401		207.642	207.642	207.642	207.642	207.642
Trucks, truck tractors, & bus chassis 14,000 lb or less, incl. minivans & suvs.....	14	1105		183.611	183.901	185.228	185.243	186.120
Trucks, truck tractors, & bus chassis 14,000 lb or less, incl. minivans & suvs.....	14	110571	12/82	176.661	176.940	178.217	178.231	179.075
Trucks, over 14,000 lbs GVW.....	14	1106		237.062	237.062	237.644	239.011	239.038
Trucks, over 14,000 lbs GVW.....	14	110684	12/05	143.107	143.107	143.459	144.284	144.300
Buses, including military and firefighting vehicles (chassis of own manufacture).....	14	1106843	06/11	127.832	127.832	127.832	127.832	127.832
Motor vehicles parts.....	14	12		132.803	133.022	133.519	134.379	134.607
Motor vehicles parts.....	14	1205	12/03	119.006	119.202	119.647	120.418	120.622
Gasoline engines and engine parts, excl. carburetors, pistons, and valves.....	14	120501	12/03	129.923	130.098	130.335	130.719	130.766
Motor vehicle steering and suspension parts.....	14	120502	12/03	108.842	108.842	111.118	111.145	111.145
Motor vehicle transmission and power train.....	14	120503	12/03	115.824	116.010	116.341	116.586	116.498
Motor vehicle drive train components, except wheels and brakes, new.....	14	1205031	12/11	107.184	107.358	107.666	107.895	107.796
Motor vehicle transmissions except auxiliary and parts, new.....	14	12050310	06/12	105.915	105.915	105.915	106.267	106.267
Parts for manual and automatic transmissions, new.....	14	12050313	12/11	105.889	106.753	107.345	107.796	107.882
Other motor vehicle drive train components, except wheels and brakes, new.....	14	12050315	12/11	100.810	101.234	101.987	101.986	101.257
Motor vehicle drive train components, rebuilt.....	14	1205033	12/11	117.615	117.615	117.714	117.714	119.724
Motor vehicle brake systems.....	14	120504	12/03	128.612	128.556	128.452	128.857	128.847
Motor vehicle brake parts and assemblies, new.....	14	1205041	12/11	117.204	117.149	117.045	117.447	117.437
Motor vehicle drum brake assemblies and parts, new.....	14	1205041A	12/11	139.472	139.013	137.914	137.914	137.914
Other motor vehicle brake parts and assemblies, new.....	14	1205041B	12/11	99.227	99.269	100.825	101.670	101.649
Motor vehicle disc brake assemblies and parts, new.....	14	1205041C	12/11	128.446	128.446	126.642	126.642	126.642
Filters for internal combustion engines and motor vehicles.....	14	120505	12/03	135.035	137.854	137.854	137.854	137.854
Exhaust systems.....	14	120506	12/03	135.011	135.020	135.066	135.209	135.495
Other motor vehicle parts.....	14	120508	12/03	108.833	108.998	108.900	109.896	109.832
Vehicle seating and interior trim.....	14	120511	06/04	109.799	109.999	111.161	111.591	111.306
Automobile trimmings.....	14	1205111	06/09	89.675	90.065	90.220	90.349	89.295
Seats for public conveyance and aircraft.....	14	1205113	06/09	112.884	112.874	114.905	115.598	115.606
Motor vehicle air conditioning systems and compressors.....	14	120512	12/11	101.393	101.505	101.842	101.865	102.631
Carburetors, pistons, piston rings, and valves.....	14	120513		190.056	190.169	191.130	191.239	193.239
Motor vehicle electrical and electronic equipment.....	14	120514		128.129	128.407	128.740	133.263	133.970
Vehicle lighting equipment.....	14	1205141		142.703	142.495	143.435	143.157	143.482
Other motor vehicle electrical and electronic equipment.....	14	1205142		129.311	129.697	129.917	135.565	136.372
Ignition wiring harness and cable sets.....	14	12051421	12/82	131.443	134.070	134.070	—	—
Battery charging alternators, generators, and regulators.....	14	12051422	06/00	105.396	105.880	105.956	106.515	106.828
Parts for electrical and electronic engine equipment.....	14	12051424	06/00	96.612	96.955	97.978	97.978	97.978
All other miscellaneous non-engine electrical and electronic equipment.....	14	12051425	12/03	105.100	104.669	104.747	114.550	115.768
All other miscellaneous complete engine electrical equipment, including spark plugs.....	14	12051426	06/00	101.310	100.694	101.392	101.270	101.840
Truck and bus bodies.....	14	13	12/82	278.670	280.431	283.496	283.578	284.577
Truck and bus bodies sold separately.....	14	1301	12/82	283.193	284.692	287.594	287.595	287.865
Van bodies, sold separately.....	14	130141	12/08	145.600	—	—	—	—
Van bodies, separate cab, sold separately.....	14	1301412	09/15	143.497	—	—	—	—
Other truck and vehicle bodies, sold separately.....	14	13015	12/08	130.101	131.227	132.353	132.354	132.557
Dump truck bodies, sold separately.....	14	130151	12/08	166.800	176.033	176.121	176.121	176.121
All other truck and vehicle bodies, sold separately.....	14	130152	12/08	125.724	125.724	126.235	126.235	126.235
Service truck bodies, sold separately.....	14	130153	09/15	114.401	114.974	—	—	—
Complete vehicles on purchased chassis.....	14	1302	12/82	273.268	275.298	278.526	278.690	280.447

See footnotes at end of table.

Table 9. Producer price indexes for commodity and service groupings and individual items, not seasonally adjusted — Continued

[December 2021, Index base 1982=100, unless otherwise indicated]

Title	Commodity code		Other index base	Unadjusted index ¹				
	Group code	Item code		Aug. 2021	Sept. 2021 ^P	Oct. 2021 ^P	Nov. 2021 ^P	Dec. 2021 ^P
Buses and firefighting vehicles, complete, produced on purchased chassis.....	14	13027	12/08	125.188	125.188	125.188	125.188	125.188
Buses and firefighting vehicles, complete, produced on purchased chassis.....	14	130275	12/08	125.188	125.188	125.188	125.188	125.188
Other trucks and vehicles, complete, produced on purchased chassis....	14	13029	12/08	128.966	130.196	132.152	132.252	133.317
Other trucks and vehicles, complete, produced on purchased chassis, except upfitting trucks.....	14	130294	09/15	113.433	114.800	116.972	117.083	118.265
Upfitting trucks, complete, produced on purchased chassis.....	14	130299	09/15	125.600	125.600	125.600	125.600	125.600
Truck trailers.....	14	14		252.434	254.590	272.273	276.798	288.549
Truck trailers.....	14	1406	12/86	244.715	246.806	263.948	268.335	279.727
Truck trailers and chassis, axle rating 10,000 lb or more.....	14	140602	12/86	241.889	242.376	261.031	263.949	271.845
Truck trailers and chassis, axle rating less than 10,000 lb.....	14	140603	12/11	144.099	151.952	154.873	163.401	184.218
Motor homes, built on purchased chassis.....	14	15	06/84	204.586	205.677	206.125	206.320	209.335
Motor homes, built on purchased chassis.....	14	1501	06/84	204.586	205.677	206.125	206.320	209.335
Motor homes, built on purchased chassis.....	14	150101	06/84	204.586	205.677	206.125	206.320	209.335
Travel trailers and campers.....	14	16	06/84	251.105	257.808	266.747	273.993	275.624
Travel trailers.....	14	1601	06/84	235.838	243.905	253.350	261.829	263.637
Travel trailers.....	14	160101	06/84	235.838	243.905	253.350	261.829	263.637
Conventional travel trailers.....	14	1601016	12/11	139.417	143.731	148.546	154.294	154.413
Camping trailers, campers, pick-up covers, and parts.....	14	1602	06/84	303.392	303.700	309.894	311.295	312.052
Camping trailers, campers, pick-up covers, and parts.....	14	160201	06/84	303.392	303.700	309.894	311.295	312.052
Other parts and components, excluding appliances and furnishings....	14	1602013	12/11	175.766	175.766	178.189	178.189	178.189
Truck campers, caps, box covers, and fold-down camping trailers.....	14	1602014	06/14	132.562	132.920	137.086	138.713	139.592
Aircraft and aircraft equipment.....	14	2		284.269	284.501	285.177	285.403	286.205
Aircraft.....	14	21		314.633	315.000	315.374	315.796	316.637
Civilian aircraft.....	14	2102	12/85	298.493	299.018	299.553	300.158	301.361
Civilian aircraft.....	14	210206	12/03	161.622	161.907	162.196	162.524	163.175
Military aircraft.....	14	2104	06/13	101.746	101.746	101.746	101.746	101.746
Military aircraft.....	14	210401	06/13	101.746	101.746	101.746	101.746	101.746
Aircraft engine and engine parts.....	14	23	12/85	235.576	235.484	235.482	235.522	236.999
Aircraft engine and engine parts.....	14	2301	12/85	235.576	235.484	235.482	235.522	236.999
Aircraft engine and engine parts.....	14	230101	12/85	235.576	235.484	235.482	235.522	236.999
Aeronautical services on aircraft engines.....	14	2301015	12/11	125.094	125.094	125.094	125.094	127.724
Aircraft engine parts and accessories.....	14	2301017	12/11	112.996	112.914	112.913	112.948	112.948
Parts and accessories for military aircraft engines.....	14	23010175	12/11	121.984	121.984	121.984	122.088	122.088
Parts and accessories for civilian aircraft engines.....	14	23010177	12/11	111.094	110.995	110.993	111.014	111.014
Other aircraft parts and equipment.....	14	25	06/85	193.739	193.946	195.412	195.412	195.412
Other aircraft parts and equipment.....	14	2501	06/85	193.739	193.946	195.412	195.412	195.412
Aircraft propellers and helicopter rotors.....	14	250102	06/08	152.497	152.497	152.497	152.497	152.497
Aircraft parts and auxiliary equipment.....	14	250103	06/08	116.515	116.666	116.666	116.666	116.666
Aircraft landing gear for civilian and military aircraft.....	14	2501032	06/08	156.381	156.381	156.381	156.381	156.381
Other aircraft subassemblies and parts for military aircraft.....	14	2501033	06/08	123.316	123.709	123.709	123.709	123.709
Other aircraft subassemblies and parts for civilian aircraft.....	14	2501034	06/08	106.484	106.656	106.656	106.656	106.656
Ships and boats.....	14	3		279.851	282.224	283.487	284.040	286.331
Ships.....	14	31	12/85	234.509	237.118	237.839	238.044	240.837
Military self-propelled ships, new construction.....	14	3102	06/96	147.843	147.873	147.873	148.057	148.531
Military self-propelled ships, new construction.....	14	310201	06/96	147.843	147.873	147.873	148.057	148.531
Nonmilitary self-propelled ships, new construction.....	14	3103	06/96	239.353	241.577	248.227	248.227	249.101
Nonmilitary self-propelled ships, new construction.....	14	310301	12/85	365.327	368.721	378.872	378.872	380.205
Boats.....	14	32		306.621	307.436	309.790	311.139	311.139
Outboard motorboats, including commercial and military (except sailboats and lifeboats).....	14	3201		343.146	344.604	346.380	349.291	349.291
Outboard motorboats, wood or metal, incl. comm. and military (exc. sailboats and lifeboats).....	14	320107	06/11	146.940	148.288	149.610	150.312	150.312
Outboard motorboats, plastics/fiberglass, incl. comm. and mil. (exc. sailboats and lifeboats).....	14	320108	06/11	146.502	146.502	146.779	148.489	148.489
Inboard motorboats, including commercial and military (except sailboats and lifeboats).....	14	3202		310.079	310.246	316.651	316.651	316.651
Inboard cabin cruisers, including commercial and military (except sailboats and lifeboats).....	14	320206	12/03	159.886	160.072	163.252	163.252	163.252
Other inboard motorboats, including commercial and military (except sailboats and lifeboats).....	14	320207	06/11	134.201	134.201	137.062	137.062	137.062
Inboard-outdrive boats, including commercial and military (except sailboats and lifeboats).....	14	3203		262.779	262.811	262.811	262.811	262.811
All other inboard-outdrive boats, incl. comm. and military (except sailboats and lifeboats).....	14	320310	12/03	153.641	153.664	153.664	153.664	153.664
All other boats (excluding military and commercial).....	14	3204		252.720	253.787	255.499	255.499	255.499
All other boats (excluding military and commercial).....	14	320406	12/03	143.149	143.753	144.723	144.723	144.723

See footnotes at end of table.

Table 9. Producer price indexes for commodity and service groupings and individual items, not seasonally adjusted — Continued

[December 2021, Index base 1982=100, unless otherwise indicated]

Title	Commodity code		Other index base	Unadjusted index ¹				
	Group code	Item code		Aug. 2021	Sept. 2021 ^P	Oct. 2021 ^P	Nov. 2021 ^P	Dec. 2021 ^P
Railroad equipment.....	14	4		206.359	206.524	207.166	214.862	214.936
Railroad cars and car parts.....	14	42		220.343	220.518	221.204	229.421	229.501
Railway maintenance of way equipment & parts, railcar parts, & other railway vehicles.....	14	4203		190.237	190.652	192.275	195.137	195.324
Air brake and other brake equipment.....	14	420303	12/03	98.783	98.783	98.812	98.812	—
Railway maintenance of way & all other railroad and streetcar equipment, parts and accessories.....	14	420304	12/03	142.941	143.293	144.666	147.098	147.257
Railroad cars.....	14	4204	12/01	167.019	167.019	167.019	175.383	—
Railroad cars.....	14	420402	12/01	167.019	167.019	167.019	175.383	—
Transportation equipment, n.e.c.....	14	9	06/85	182.324	183.289	186.621	188.323	191.128
Transportation equipment, n.e.c.....	14	91	06/85	182.324	183.289	186.621	188.323	191.128
Other transportation equipment, incl. golf carts, vehicle trailers, and all-terrain vehicles.....	14	9111	06/85	182.324	183.289	186.621	188.323	191.128
Automobile and light truck trailers.....	14	911104	12/92	228.602	232.575	238.181	243.396	254.645
All other miscellaneous transportation equipment, including all-terrain vehicles.....	14	911105	06/85	143.355	143.355	145.975	146.567	146.709
All-terrain vehicles and parts.....	14	9111051	06/08	101.473	101.473	103.926	104.044	104.037
All other miscellaneous transportation equipment and parts.....	14	9111052	06/08	108.865	108.865	109.345	110.553	110.933
Miscellaneous products.....	15	—		297.031	298.548	300.787	302.297	302.715
Toys, sporting goods, small arms, etc.....	15	1		180.922	181.303	181.502	182.814	184.141
Toys, games, and children's vehicles.....	15	11		170.339	170.339	170.456	170.927	170.916
Toys, games, and children's vehicles.....	15	1101		170.339	170.339	170.456	170.927	170.916
Nonelectronic games and puzzles (excl. toys), and electronic toys (incl. parts).....	15	110152	06/85	148.230	148.230	148.230	148.230	148.230
Nonelectronic games and puzzles, including parts.....	15	1101521	12/07	118.274	118.274	118.274	118.274	118.274
Other nonelectronic toys, including parts.....	15	110154	06/85	175.926	175.926	175.926	175.926	175.926
Models, science & craft kits/supply, & collectors' miniatures.....	15	110155	06/85	255.082	255.082	256.372	256.372	256.372
Sporting and athletic goods.....	15	12		163.027	163.648	163.811	165.891	167.861
Sporting and athletic goods.....	15	1201		163.027	163.648	163.811	165.891	167.861
Golf equipment, excluding apparel and shoes.....	15	120127	12/85	105.647	106.921	106.506	110.507	114.507
Bicycles, adult tricycles, unicycles and parts.....	15	120182	12/84	159.791	159.791	159.791	161.480	161.480
Playground equipment.....	15	120185	12/98	312.395	312.395	316.489	316.489	316.489
Gymnasium and exercise equipment.....	15	120192	12/98	136.849	136.849	136.849	136.849	136.849
Other sporting and athletic goods.....	15	120193	12/85	158.894	158.894	159.494	159.494	159.561
Small arms and ammunition.....	15	13		304.369	304.369	304.776	304.776	305.316
Small arms.....	15	1301		254.163	254.163	254.753	254.753	255.534
Single barrel shotguns, other small firearms n.e.c., and parts & attachments for small arms.....	15	130128	06/13	104.315	104.315	104.970	104.970	105.838
Small arms ammunition.....	15	1302		397.588	397.588	397.588	397.588	397.588
Small arms ammunition.....	15	130281	06/02	275.939	275.939	275.939	275.939	275.939
Other small arms ammunition products.....	15	1303	06/85	261.130	261.130	261.130	261.130	261.130
All other small arms ammunition products.....	15	130308	06/02	179.633	179.633	179.633	179.633	179.633
Tobacco products, incl. stemmed & redried.....	15	2		1,031.844	1,046.078	1,056.200	1,062.672	1,062.672
Cigarettes, excluding electronic.....	15	21		1,285.427	1,306.360	1,321.544	1,328.141	1,328.141
Cigarettes, excluding electronic.....	15	2101		1,285.427	1,306.360	1,321.544	1,328.141	1,328.141
Cigarettes, excluding electronic.....	15	210105	12/04	247.040	251.063	253.981	255.249	255.249
Stemmed and redried tobacco.....	15	24	06/84	104.967	104.967	104.967	105.011	105.011
Stemmed and redried tobacco.....	15	2402	06/84	103.586	103.586	103.586	103.628	103.628
Stemmed and redried tobacco.....	15	240208	06/99	113.584	113.584	113.584	113.631	113.631
Tobacco, unstemmed leaf, redried before packing.....	15	2402081	12/11	105.278	105.278	105.278	105.362	105.362
Tobacco, stemmed.....	15	2402084	12/11	99.668	99.668	99.668	99.668	99.668
Other tobacco products.....	15	25	12/05	190.197	190.545	190.545	193.118	193.118
Other tobacco products.....	15	2501	12/05	190.197	190.545	190.545	193.118	193.118
Other tobacco products.....	15	250101	12/05	190.197	190.545	190.545	193.118	193.118
Cigars.....	15	2501011	12/11	120.520	120.520	120.520	120.520	120.520
Chewing and smoking tobacco.....	15	2501014	12/11	165.774	165.917	165.917	168.585	168.585
Notions.....	15	3		223.648	225.597	238.357	240.225	240.996
Fasteners, zippers, buttons, needles, pins, and buckles.....	15	32		228.908	230.903	243.964	245.875	246.665
Fasteners, zippers, buttons, needles, pins, and buckles.....	15	3201		228.908	230.903	243.964	245.875	246.665
Fasteners, zippers, buttons, needles, pins, and buckles (except precious metal).....	15	320100		228.908	230.903	243.964	245.875	246.665
Photographic equipment and supplies.....	15	4		146.376	147.191	150.159	149.501	150.012
Photographic and photocopying equipment.....	15	41		90.892	94.777	94.777	94.777	94.777
Photographic and photocopying equipment.....	15	4107	12/83	111.310	116.069	116.069	116.069	116.069
Photographic and photocopying equipment.....	15	410701	12/83	111.310	116.069	116.069	116.069	116.069

See footnotes at end of table.

Table 9. Producer price indexes for commodity and service groupings and individual items, not seasonally adjusted — Continued

[December 2021, Index base 1982=100, unless otherwise indicated]

Title	Commodity code		Other index base	Unadjusted index ¹				
	Group code	Item code		Aug. 2021	Sept. 2021 ^P	Oct. 2021 ^P	Nov. 2021 ^P	Dec. 2021 ^P
Motion picture & other photographic equipment, n.e.c.....	15	4107019	12/11	127.053	132.484	132.484	132.484	132.484
Photographic supplies.....	15	42		170.633	169.521	174.105	173.089	173.878
Photographic supplies.....	15	4206	12/83	167.592	166.500	171.003	170.004	170.779
Photographic supplies.....	15	420601	12/83	167.592	166.500	171.003	170.004	170.779
Prepared photographic chemicals.....	15	4206011	12/07	94.508	94.949	99.305	99.305	99.305
Photographic sensitized film, plates, paper, & cloth.....	15	4206012	12/07	154.678	153.145	156.397	155.195	156.128
Photographic sensitized film, plates, paper, & cloth, silver-halide-type (excluding X-ray).....	15	42060121	12/07	155.813	152.755	158.538	156.401	158.340
Photographic sensitized film etc., less silver halide type (inc. X-ray)...	15	42060122	12/07	143.731	144.131	144.131	144.131	143.794
Mobile homes.....	15	5		433.592	433.592	440.281	440.920	460.615
Manufactured homes (mobile homes), all sizes (incl. multisection).....	15	53		444.750	444.750	451.611	452.266	472.468
Manufactured mobile homes and nonresidential mobile buildings.....	15	5303	12/86	416.616	416.616	423.043	423.657	442.581
Manufactured homes (mobile homes), all width sizes (incl. multisection).....	15	530301	12/86	416.616	416.616	423.043	423.657	442.581
Medical, surgical & personal aid devices.....	15	6		188.283	187.264	187.813	188.027	188.102
Surgical and medical instruments.....	15	62	06/82	142.747	142.518	142.862	143.323	143.348
Surgical and medical instruments.....	15	6201	06/82	142.747	142.518	142.862	143.323	143.348
Surgical and medical instruments.....	15	620103	06/05	105.726	105.556	105.811	106.153	106.171
Surgical and medical catheters.....	15	6201031	12/11	91.813	—	90.994	91.669	91.669
Orthopedic and surgical instruments.....	15	6201033	06/12	107.927	107.845	108.246	108.698	108.756
Surgical and medical syringes and hypodermic needles.....	15	6201035	06/12	99.616	—	—	—	—
Other surgical and medical apparatus and instruments, excluding parts.....	15	6201037	06/12	97.988	97.861	97.246	97.602	97.602
Parts for surgical and medical apparatus and instruments.....	15	6201038	06/12	109.427	109.427	109.427	109.427	109.427
Medical and surgical appliances and supplies.....	15	63	06/83	216.012	216.425	217.049	216.773	216.966
Medical and surgical appliances and supplies.....	15	6301	06/83	216.012	216.425	217.049	216.773	216.966
Medical and surgical appliances and supplies.....	15	630104	12/03	119.425	119.654	119.999	119.846	119.953
Other orthopedic and prosthetic appliances.....	15	6301042	12/11	97.853	98.409	98.409	98.409	98.409
All other surgical and medical items.....	15	6301044	12/11	113.798	113.898	114.317	114.131	114.261
Ophthalmic goods.....	15	64	12/83	157.595	157.829	157.829	157.829	157.829
Ophthalmic goods.....	15	6401	12/83	157.595	157.829	157.829	157.829	157.829
Ophthalmic fronts, temples, and focal and contact lenses.....	15	640107	12/11	112.054	112.054	112.054	112.054	112.054
Other ophthalmic goods and prescription ground eyeglass lenses.....	15	640108	12/11	117.380	117.881	117.881	117.881	117.881
Dental equipment and supplies.....	15	65	06/85	410.374	382.663	386.432	386.432	386.432
Dental equipment and supplies.....	15	6501	06/85	410.374	382.663	386.432	386.432	386.432
Dental equipment and supplies.....	15	650107	12/05	209.842	195.673	197.600	197.600	197.600
Professional dental equipment and supplies.....	15	6501071	12/07	142.846	142.846	143.366	143.366	143.366
Professional dental equipment.....	15	65010711	12/07	142.901	142.901	143.284	143.284	143.284
Professional dental supplies.....	15	65010712	12/07	140.767	140.767	141.383	141.383	141.383
Other industrial safety equipment.....	15	7		283.084	283.084	283.084	291.649	291.724
Personal safety equipment and clothing.....	15	71		283.083	283.083	283.083	291.649	291.724
Personal safety equipment and clothing.....	15	7108	06/04	132.594	132.594	132.594	136.606	136.641
Personal safety equipment and clothing.....	15	710802	06/04	132.594	132.594	132.594	136.606	136.641
Other miscellaneous products.....	15	9		210.756	213.941	216.488	218.431	217.534
Burial caskets.....	15	91		433.976	434.360	444.416	444.416	460.581
Burial caskets.....	15	9101		433.976	434.360	444.416	444.416	460.581
Burial caskets.....	15	910109	12/04	198.878	199.054	203.663	203.663	211.071
Metal burial caskets & coffins, completely lined & trimmed, adult sizes.....	15	9101091	12/11	138.710	138.928	138.928	138.928	143.516
Other burial caskets & coffins, including burial boxes and vaults (except concrete and stone).....	15	9101095	12/11	134.462	134.462	134.462	134.462	150.136
Musical instruments.....	15	93		261.066	261.066	266.207	267.612	267.612
Musical instruments.....	15	9301		261.066	261.066	266.207	267.612	267.612
Nonelectronic pianos, organs, and nonelectronic piano and organ parts, excluding benches.....	15	930113	12/09	155.503	155.503	155.503	155.503	155.503
Other musical instruments and parts.....	15	930117	06/85	242.096	242.096	247.649	249.166	249.166
Other nonelectronic musical instruments.....	15	9301172	12/09	124.343	124.343	124.629	126.567	126.567
Other musical instrument parts & accessories, sold separately, excl. benches & instrument cases.....	15	9301173	12/09	122.750	122.750	128.973	129.201	—
Jewelry and jewelry products.....	15	94		234.710	237.525	235.864	238.247	237.199
Jewelry (gold and platinum) and silverware.....	15	9402		253.301	254.289	254.355	257.577	255.914
Jewelry, gold and platinum.....	15	940222	12/11	107.101	107.519	107.547	108.909	108.206
Costume jewelry and novelties.....	15	9404		210.589	210.589	210.589	212.314	212.314
Costume jewelry and novelties.....	15	940415	12/03	144.825	144.825	144.825	146.011	146.011
All other jewelry and personal goods (excluding costume).....	15	9407	06/07	141.304	141.393	143.264	144.915	144.284
All other jewelry and personal goods (excluding costume).....	15	940714	06/07	141.304	141.393	143.264	144.915	144.284

See footnotes at end of table.

Table 9. Producer price indexes for commodity and service groupings and individual items, not seasonally adjusted — Continued
 [December 2021, Index base 1982=100, unless otherwise indicated]

Title	Commodity code		Other index base	Unadjusted index ¹				
	Group code	Item code		Aug. 2021	Sept. 2021 ^P	Oct. 2021 ^P	Nov. 2021 ^P	Dec. 2021 ^P
Jewelers' material and lapidary work.....	15	9408	12/08	158.793	169.264	159.226	159.294	159.226
Pens, pencils, and marking devices.....	15	95		198.113	198.113	201.357	201.357	204.198
Pens, markers, mechanical pencils, and associated parts.....	15	9502	12/85	196.712	196.712	196.712	196.712	196.712
Pens, markers, mechanical pencils, and associated parts.....	15	950210	12/85	196.712	196.712	196.712	196.712	196.712
Lead pencils, art goods, office supplies and small office equipment, excluding paper.....	15	9503	12/85	181.853	181.853	181.853	181.853	187.392
Lead pencils, art goods, office supplies and small office equipment, excluding paper.....	15	950307	12/85	181.853	181.853	181.853	181.853	187.392
Marking devices.....	15	9504	12/85	174.321	174.321	186.911	186.911	186.911
Marking devices.....	15	950406	12/05	122.224	122.224	131.051	131.051	131.051
Watches, clocks, watchcases, and parts.....	15	96		156.765	156.765	156.765	156.765	156.765
Watches, clocks, watchcases, and parts.....	15	9603	06/01	128.690	128.690	128.690	128.690	128.690
Watches, clocks, watchcases, and parts.....	15	960313	06/04	120.666	120.666	120.666	120.666	120.666
Brooms and brushes.....	15	97		207.248	208.459	210.141	210.338	210.338
Brooms, brushes and mops.....	15	9705	12/85	198.404	199.564	201.174	201.362	201.362
Brooms, mops, and dusters.....	15	970501	12/85	228.878	230.803	233.156	233.156	233.156
Brooms.....	15	9705011	12/11	126.001	127.076	128.997	128.997	128.997
Mops and dusters, including refills.....	15	9705012	12/11	119.058	120.043	120.613	120.613	120.613
Paint and varnish brushes and rollers.....	15	970502	12/85	162.812	162.812	168.141	168.141	168.141
Paint and varnish brushes.....	15	9705021	12/11	106.746	106.746	109.988	109.988	109.988
Paint holders, pads, roller frames, and rollers.....	15	9705022	12/11	99.239	99.239	102.633	102.633	102.633
Other brushes, excl. paint and varnish brushes.....	15	970503	12/85	207.817	209.027	209.411	209.747	209.747
Personal brushes.....	15	9705031	12/11	103.734	103.734	103.836	103.836	103.836
Brushes, other than personal.....	15	9705032	12/11	120.241	121.867	122.225	122.676	122.676
Miscellaneous products, n.e.c.....	15	9A	12/85	205.757	209.791	213.704	216.355	214.479
Candles.....	15	9A01	12/85	183.161	183.161	188.920	188.920	188.920
Candles.....	15	9A0101	12/85	183.161	183.161	188.920	188.920	188.920
Signs and advertising displays.....	15	9A04	12/85	189.573	189.261	190.817	193.110	195.010
Non-electric signs and displays.....	15	9A0402	12/85	222.239	222.551	223.575	226.410	230.266
Electric signs and displays.....	15	9A0404	12/85	168.359	167.380	169.592	171.476	171.476
All other miscellaneous fabricated products and recyclable materials.....	15	9A09	12/85	240.210	251.376	258.054	262.025	254.468
Other miscellaneous fabricated products.....	15	9A0901	12/85	235.366	235.366	246.542	246.542	246.542
Reproduction of audio and video media and software.....	15	9D	12/03	104.129	106.526	106.406	106.358	106.358
Reproduction of audio and video media and software.....	15	9D01	12/03	104.129	106.526	106.406	106.358	106.358
Services²								
Transportation services.....	30	—	06/09	141.728	140.628	142.882	145.920	147.455
Transportation of freight and mail.....	30	1	06/09	147.076	149.272	151.608	154.101	154.693
Rail transportation of freight and mail.....	30	11	12/08	135.918	136.541	137.573	138.525	139.076
Rail transportation of freight and mail.....	30	1101	12/08	135.918	136.541	137.573	138.525	139.076
Rail transportation of freight and mail.....	30	110101	12/08	135.918	136.541	137.573	138.525	139.076
Truck transportation of freight.....	30	12	06/09	141.892	143.773	146.754	150.732	151.410
Local motor carrying.....	30	1201	06/09	122.107	122.548	124.681	125.329	125.629
Local motor carrying.....	30	120101	06/09	122.107	122.548	124.681	125.329	125.629
Long-distance motor carrying.....	30	1202	06/09	149.372	151.816	155.124	160.404	161.230
Long-distance motor carrying.....	30	120201	06/09	149.372	151.816	155.124	160.404	161.230
Water transportation of freight.....	30	13	06/09	125.679	127.790	131.515	130.281	134.882
Deep sea water transportation of freight.....	30	1301	12/08	129.008	131.776	136.026	132.952	140.819
Deep sea water transportation of freight.....	30	130101	12/08	129.008	131.776	136.026	132.952	140.819
Coastal and intercoastal water transportation of freight.....	30	1302	12/08	93.848	96.703	100.129	101.343	102.142
Coastal and intercoastal water transportation of freight.....	30	130201	12/08	93.848	96.703	100.129	101.343	102.142
Great Lakes-St Lawrence Seaway water transportation of freight.....	30	1303	12/08	133.284	133.072	134.622	136.267	134.080
Great lakes-St Lawrence Seaway water transportation of freight.....	30	130301	12/08	133.284	133.072	134.622	136.267	134.080
Inland waterways transportation of freight.....	30	1304	12/08	85.979	85.645	87.229	87.438	88.124
Inland waterways transportation of freight.....	30	130401	12/08	85.979	85.645	87.229	87.438	88.124
Air transportation of freight.....	30	14	12/08	115.814	117.777	121.327	123.057	124.979
Air transportation of freight.....	30	1401	12/08	115.814	117.777	121.327	123.057	124.979
Air transportation of freight, domestic.....	30	140102	01/16	105.789	106.042	105.161	106.525	109.262
Air transportation of freight, international.....	30	140103	01/16	95.752	98.055	102.815	104.340	105.495
Pipeline transportation (partial).....	30	15	06/09	174.808	174.808	174.864	174.864	174.864
Pipeline transportation of petroleum products.....	30	1501	12/08	169.793	169.793	169.848	169.848	169.848
Pipeline transportation of crude petroleum.....	30	150101	12/08	185.639	185.639	185.758	185.758	185.758
Pipeline transportation of refined petroleum products.....	30	150102	12/08	152.945	152.945	152.941	152.941	152.941
Courier, messenger, and U.S. postal services.....	30	16	06/09	157.913	161.628	163.008	163.841	163.576
U.S. Postal Service.....	30	1601	06/89	242.194	255.339	257.935	257.935	257.935
Mailing services (market dominant services).....	30	160107	12/12	117.348	125.530	125.706	125.706	125.706

See footnotes at end of table.

Table 9. Producer price indexes for commodity and service groupings and individual items, not seasonally adjusted — Continued
 [December 2021, Index base 1982=100, unless otherwise indicated]

Title	Commodity code		Other index base	Unadjusted index ¹				
	Group code	Item code		Aug. 2021	Sept. 2021 ^P	Oct. 2021 ^P	Nov. 2021 ^P	Dec. 2021 ^P
First class mail.....	30	1601071	06/89	211.104	225.555	226.115	226.115	226.115
Periodicals mail.....	30	1601072	06/89	271.113	294.311	294.311	294.311	294.311
Standard class mail.....	30	1601073	06/89	264.895	283.443	283.443	283.443	283.443
Package services mail.....	30	1601074	06/89	262.069	280.734	280.734	280.734	280.734
Special services and fees.....	30	1601075	06/89	278.945	298.695	298.695	298.695	298.695
Shipping services (competitive services).....	30	160108	12/12	160.198	160.198	167.107	167.107	167.107
Courier and messenger services, except air.....	30	1602	04/09	177.625	177.952	178.938	180.196	180.262
Courier and messenger services, except air.....	30	160201	04/09	177.625	177.952	178.938	180.196	180.262
Air mail and package delivery services, excluding by USPS.....	30	1603	04/09	198.544	198.118	200.364	203.184	201.053
Air mail and package delivery services, excluding by USPS.....	30	160301	04/09	198.544	198.118	200.364	203.184	201.053
Transportation of passengers (partial).....	30	2	06/09	122.951	110.765	112.732	117.585	122.286
Rail transportation of passengers.....	30	21	12/08	129.769	130.744	130.744	130.744	130.744
Rail transportation of passengers.....	30	2101	12/08	129.769	130.744	130.744	130.744	130.744
Rail transportation of passengers.....	30	210101	12/08	129.769	130.744	130.744	130.744	130.744
Airline passenger services.....	30	22	12/08	113.157	101.742	103.583	108.123	112.521
Airline passenger services.....	30	2201	12/08	113.157	101.742	103.583	108.123	112.521
Airline passenger services, domestic.....	30	220101	12/08	113.724	102.460	106.886	112.081	114.334
Airline passenger services, international.....	30	220102	12/08	110.459	98.633	91.986	94.345	105.741
Services related to transportation activities.....	31	—	06/09	136.988	147.453	145.522	144.828	149.104
Services related to water transportation.....	31	1	06/09	129.069	129.094	130.168	130.016	131.141
Towing, tugging, docking, and related services.....	31	11	03/09	125.736	125.432	125.537	126.041	126.920
Towing, tugging, docking and related services.....	31	1101	03/09	125.736	125.432	125.537	126.041	126.920
Towing, tugging, docking and related services.....	31	110101	03/09	125.736	125.432	125.537	126.041	126.920
Operation of port waterfront terminals.....	31	12	12/08	149.095	149.674	153.666	151.640	156.723
Operation of port waterfront terminals.....	31	1201	12/08	149.095	149.674	153.666	151.640	156.723
Operation of port waterfront terminals.....	31	120101	12/08	149.095	149.674	153.666	151.640	156.723
Marine cargo handling.....	31	13	12/08	127.646	127.722	128.540	128.540	128.559
Marine cargo handling.....	31	1301	12/08	127.646	127.722	128.540	128.540	128.559
Marine cargo handling.....	31	130101	12/08	127.646	127.722	128.540	128.540	128.559
Services related to air transportation.....	31	2	04/09	135.805	133.485	130.645	129.545	129.541
Other airport operations, excluding aircraft maintenance and repair.....	31	21	04/09	135.805	133.485	130.645	129.545	129.541
Other airport operations, excluding aircraft maintenance and repair.....	31	2101	04/09	135.805	133.485	130.645	129.545	129.541
Other airport operations, excluding aircraft maintenance and repair.....	31	210101	04/09	135.805	133.485	130.645	129.545	129.541
Other services related to transportation activities (partial).....	31	3	06/09	140.166	159.523	156.960	156.253	163.389
Arrangement of freight and cargo.....	31	31	12/08	157.719	192.157	187.664	185.095	196.983
Arrangement of freight and cargo.....	31	3101	12/08	157.719	192.157	187.664	185.095	196.983
Arrangement of freight and cargo.....	31	310101	12/08	157.719	192.157	187.664	185.095	196.983
Freight forwarding.....	31	32	12/08	107.429	109.242	108.934	110.216	111.717
Freight forwarding.....	31	3201	12/08	107.429	109.242	108.934	110.216	111.717
Freight forwarding.....	31	320101	12/08	107.429	109.242	108.934	110.216	111.717
Warehousing, storage, and related services.....	32	—	12/08	114.058	115.489	117.766	115.825	120.260
Warehousing, storage, and related services.....	32	1	12/08	114.058	115.489	117.766	115.825	120.260
Warehousing, storage, and related services.....	32	11	12/08	114.058	115.489	117.766	115.825	120.260
Warehousing, storage, and related services.....	32	1101	12/08	114.058	115.489	117.766	115.825	120.260
Warehousing, storage, and related services.....	32	110101	12/08	114.058	115.489	117.766	115.825	120.260
Publishing sales, excluding software.....	33	—	06/09	131.470	131.674	131.878	132.493	132.852
Book, periodical, and newspaper publishing sales and subscriptions.....	33	1	06/09	138.713	139.459	139.455	140.121	141.298
Sales of books.....	33	11		418.373	420.787	419.398	421.446	426.525
Sales of textbooks.....	33	1101		689.657	702.687	712.023	715.848	708.877
Sales of textbooks.....	33	110101	06/88	440.449	448.771	454.733	457.176	452.724
Sales of technical, scientific, and professional books.....	33	1102		648.942	653.506	648.282	648.242	668.483
Sales of technical, scientific, and professional books.....	33	110201	06/88	506.839	510.404	506.324	506.293	522.101
Sales of religious books.....	33	1103		200.461	196.608	205.992	201.712	199.060
Sales of religious books.....	33	110301	06/88	152.142	149.217	156.339	153.091	151.078
Sales of general adult and juvenile books.....	33	1104		203.404	202.829	202.901	203.724	204.903
Sales of general adult and juvenile books.....	33	110402		203.404	202.829	202.901	203.724	204.903
Sales of general reference books.....	33	1105		171.736	176.006	174.938	182.397	182.397
Sales of general reference books.....	33	110501	06/88	146.199	149.834	148.925	155.274	155.274
Sales of digital books.....	33	1106	09/15	107.264	106.958	103.112	104.970	107.400
Sales of digital books.....	33	110601	09/15	107.264	106.958	103.112	104.970	107.400
Sales and subscriptions of periodicals and newspapers.....	33	12	06/09	143.083	143.784	144.342	145.014	145.603
Sales and subscriptions of periodicals.....	33	1201	06/07	119.704	119.704	119.705	119.705	119.704

See footnotes at end of table.

Table 9. Producer price indexes for commodity and service groupings and individual items, not seasonally adjusted — Continued

[December 2021, Index base 1982=100, unless otherwise indicated]

Title	Commodity code		Other index base	Unadjusted index ¹				
	Group code	Item code		Aug. 2021	Sept. 2021 ^P	Oct. 2021 ^P	Nov. 2021 ^P	Dec. 2021 ^P
Sales and subscriptions of periodicals.....	33	120101	06/07	119.704	119.704	119.705	119.705	119.704
Newspaper subscription and single copy sales.....	33	1202		519.148	524.036	527.923	532.607	536.724
Newspaper subscriptions, print and online bundled.....	33	120203	09/15	165.591	166.741	172.007	173.146	173.814
Newspaper subscriptions, print only.....	33	120204	09/15	156.666	158.181	158.956	160.405	161.711
Directory, mailing list, and related compilations publishing sales.....	33	2	12/08	125.363	121.799	124.500	125.867	118.086
Directory, mailing list, and related compilations publishing sales.....	33	21	12/08	125.363	121.799	124.500	125.867	118.086
Directory, mailing list, and related compilations publishing sales.....	33	2101	12/08	125.363	121.799	124.500	125.867	118.086
Directory, mailing list, and related compilations publishing sales.....	33	210101	12/08	125.363	121.799	124.500	125.867	118.086
Greeting card publishing sales.....	33	3	12/85	217.490	217.266	217.266	221.654	221.654
Greeting card publishing sales.....	33	31	12/85	217.490	217.266	217.266	221.654	221.654
Greeting card publishing sales.....	33	3101	12/85	217.490	217.266	217.266	221.654	221.654
Greeting card publishing sales.....	33	310101	12/85	217.490	217.266	217.266	221.654	221.654
Calendars, yearbooks, and other miscellaneous publishing sales.....	33	4	12/89	209.999	208.371	209.419	210.283	210.283
Calendars, yearbooks, and other miscellaneous publishing sales.....	33	41	12/89	209.999	208.371	209.419	210.283	210.283
Calendars, yearbooks, and other miscellaneous publishing sales.....	33	4101	12/89	209.999	208.371	209.419	210.283	210.283
Calendars, yearbooks, and other miscellaneous publishing sales.....	33	410101	12/89	209.999	208.371	209.419	210.283	210.283
Internet publishing and broadcasting subscription, content access, and licensing sales.....	33	5	12/09	126.528	126.510	126.762	126.909	127.048
Internet publishing and broadcasting subscription, content access, and licensing sales.....	33	51	12/09	126.528	126.510	126.762	126.909	127.048
Internet publishing and broadcasting subscription, content access, and licensing sales.....	33	5101	12/09	126.528	126.510	126.762	126.909	127.048
Internet publishing and broadcasting subscription, content access, and licensing sales.....	33	510101	12/09	126.528	126.510	126.762	126.909	127.048
Software publishing.....	34	—	06/09	94.083	93.676	94.703	94.336	94.407
Application software publishing.....	34	2	06/09	104.701	103.941	105.434	105.039	104.707
Application software publishing.....	34	21	06/09	104.701	103.941	105.434	105.039	104.707
Desktop and portable device application software publishing.....	34	2101	12/08	101.099	101.220	102.268	100.319	100.683
Desktop and portable device application software publishing.....	34	210101	12/08	101.099	101.220	102.268	100.319	100.683
Application software publishing, cross-industry, vertical market, utilities, and other.....	34	2103	12/08	119.630	118.447	121.115	121.618	120.947
Application software publishing, cross-industry, vertical market, utilities, and other.....	34	210301	12/08	119.630	118.447	121.115	121.618	120.947
Application software publishing, game software.....	34	2104	12/13	71.556	69.062	67.729	69.564	67.913
Application software publishing, game software.....	34	210401	12/13	71.556	69.062	67.729	69.564	67.913
Network compensation from broadcast and cable television and radio.....	35	—	06/09	152.332	151.660	151.660	151.660	151.660
Affiliate agreements, programming sales, and retransmission fees for cable and broadcast tv.....	35	1	06/09	152.276	151.593	151.593	151.593	151.593
Affiliate agreements, programming sales, and retransmission fees for cable and broadcast tv.....	35	11	06/09	152.276	151.593	151.593	151.593	151.593
Affiliate agreements, programming sales, and retransmission fees for cable and broadcast tv.....	35	1101	12/08	155.101	154.405	154.405	154.405	154.405
Affiliate agreements, programming sales, and retransmission fees for cable and broadcast tv.....	35	110101	12/08	155.101	154.405	154.405	154.405	154.405
Affiliate agreements, programming sales, and retransmission fees for radio.....	35	2	06/09	163.531	163.531	163.531	163.531	163.531
Affiliate agreements, programming sales, and retransmission fees for radio.....	35	21	06/09	163.531	163.531	163.531	163.531	163.531
Affiliate agreements, programming sales, and retransmission fees for radio.....	35	2101	12/08	163.255	163.255	163.255	163.255	163.255
Affiliate agreements, programming sales, and retransmission fees for radio.....	35	210101	12/08	163.255	163.255	163.255	163.255	163.255
Advertising space and time sales.....	36	—	06/09	92.378	94.374	94.705	97.885	98.311
Advertising space sales in periodicals, newspapers, directories, and mailing lists.....	36	1	06/09	99.488	99.265	99.664	100.391	100.470
Advertising space sales in periodicals and newspapers.....	36	11	06/09	99.980	99.709	100.192	101.071	101.166
Advertising space sales in periodicals.....	36	1101		436.633	434.617	433.719	441.757	441.757
Advertising space sales in specialized, business, and professional periodicals.....	36	110101	06/99	151.534	151.534	151.534	151.534	151.534
Advertising space sales in general and consumer periodicals.....	36	110102	06/99	177.716	176.776	176.357	180.107	180.107
Advertising space sales in newspapers.....	36	1102		363.368	362.979	366.899	367.068	367.716
Advertising space sales in newspapers, print only.....	36	110203	09/15	88.405	88.292	89.430	89.479	88.812
Advertising space sales in newspapers, digital only and print and digital bundled.....	36	110204	09/15	96.072	96.072	96.072	96.072	100.880
Advertising space sales in directories and mailing lists.....	36	12	12/08	100.845	100.851	100.851	100.851	100.851
Advertising space sales in directories and mailing lists.....	36	1201	12/08	100.845	100.851	100.851	100.851	100.851
Advertising space sales in directories and mailing lists.....	36	120101	12/08	100.845	100.851	100.851	100.851	100.851

See footnotes at end of table.

Table 9. Producer price indexes for commodity and service groupings and individual items, not seasonally adjusted — Continued
 [December 2021, Index base 1982=100, unless otherwise indicated]

Title	Commodity code		Other index base	Unadjusted index ¹				
	Group code	Item code		Aug. 2021	Sept. 2021 ^P	Oct. 2021 ^P	Nov. 2021 ^P	Dec. 2021 ^P
Television advertising time sales.....	36	2	06/09	92.145	96.997	98.837	105.263	106.549
Television advertising time sales.....	36	21	06/09	92.145	96.997	98.837	105.263	106.549
Broadcast and network television advertising time sales.....	36	2101	12/08	83.209	88.286	89.416	93.314	94.240
Broadcast and network television advertising time sales.....	36	210101	12/08	83.209	88.286	89.416	93.314	94.240
Cable network advertising time sales.....	36	2102	12/08	88.460	92.672	95.674	106.243	108.100
Cable network advertising time sales.....	36	210201	12/08	88.460	92.672	95.674	106.243	108.100
Local cable system advertising time sales.....	36	2103	12/08	81.550	81.550	81.550	81.550	81.550
Local cable system advertising time sales.....	36	210301	12/08	81.550	81.550	81.550	81.550	81.550
Radio advertising time sales.....	36	3	03/09	99.825	102.838	99.629	109.113	105.457
Radio advertising time sales.....	36	31	03/09	99.825	102.838	99.629	109.113	105.457
Radio advertising time sales.....	36	3101	03/09	99.825	102.838	99.629	109.113	105.457
Radio advertising time sales.....	36	310101	03/09	99.825	102.838	99.629	109.113	105.457
Internet advertising sales, excluding Internet advertising sold by print publishers.....	36	5	12/09	66.502	66.385	65.748	65.108	65.697
Internet advertising sales, excluding Internet advertising sold by print publishers.....	36	51	12/09	66.502	66.385	65.748	65.108	65.697
Internet advertising sales, excluding Internet advertising sold by print publishers.....	36	5101	12/09	66.502	66.385	65.748	65.108	65.697
Telecommunication, cable, and internet user services.....	37	—	06/09	105.412	105.153	105.497	105.042	105.297
Wired telephone services.....	37	1	06/09	116.812	116.867	116.879	116.886	116.886
Residential wired telephone services.....	37	11	06/09	145.098	145.098	145.098	145.098	145.098
Local residential wired telephone service.....	37	1101	12/08	149.341	149.341	149.341	149.341	149.341
Local residential wired telephone service.....	37	110101	12/08	149.341	149.341	149.341	149.341	149.341
Long distance residential wired telephone service.....	37	1102	03/09	138.303	138.303	138.303	138.303	138.303
Long distance residential wired telephone service.....	37	110201	03/09	138.303	138.303	138.303	138.303	138.303
All-distance residential wired telephone service.....	37	1103	12/11	139.806	139.806	139.806	139.804	139.804
All-distance residential wired telephone service.....	37	110301	12/11	139.806	139.806	139.806	139.804	139.804
Business wired telephone services.....	37	12	06/09	99.715	99.802	99.819	99.907	99.907
Local business wired telephone service.....	37	1201	12/08	125.561	125.835	125.764	125.752	125.752
Local business wired telephone service.....	37	120101	12/08	125.561	125.835	125.764	125.752	125.752
Long distance business wired telephone service.....	37	1202	04/09	95.762	95.792	96.240	97.301	97.301
Private line wired telephone service.....	37	1204	12/11	92.578	92.578	92.578	92.578	92.578
Private line wired telephone service.....	37	120401	12/11	92.578	92.578	92.578	92.578	92.578
Other wired telephone services.....	37	13	12/08	103.164	103.158	103.163	102.842	102.842
Other wired telephone services.....	37	1301	12/08	103.164	103.158	103.163	102.842	102.842
Wireless telecommunication services.....	37	2	06/09	64.976	64.975	64.973	64.975	64.972
Cellular phone and other wireless telecommunication services.....	37	21	03/09	63.478	63.477	63.475	63.477	63.474
Cellular phone and other wireless telecommunication services.....	37	2101	03/09	63.478	63.477	63.475	63.477	63.474
Cellular phone and other wireless telecommunication services.....	37	210101	03/09	63.478	63.477	63.475	63.477	63.474
Cable and satellite subscriber services.....	37	3	12/08	142.601	142.601	142.601	142.601	142.601
Cable and satellite subscriber services.....	37	31	12/08	142.601	142.601	142.601	142.601	142.601
Cable and satellite subscriber services.....	37	3101	12/08	142.601	142.601	142.601	142.601	142.601
Cable and satellite subscriber services.....	37	310101	12/08	142.601	142.601	142.601	142.601	142.601
Internet access services.....	37	4	03/09	91.671	91.671	91.571	91.571	91.704
Internet access services.....	37	41	03/09	91.671	91.671	91.571	91.571	91.704
Residential Internet access services.....	37	4102	12/11	89.405	89.405	89.203	89.203	89.472
Residential Internet access services.....	37	410201	12/11	89.405	89.405	89.203	89.203	89.472
Business Internet access services.....	37	4103	12/11	98.314	98.314	98.314	98.314	98.314
Business Internet access services.....	37	410301	12/11	98.314	98.314	98.314	98.314	98.314
Bundled wired telecommunications access services.....	37	5	12/11	119.071	118.019	119.399	117.601	118.568
Bundled wired telecommunications access services.....	37	51	12/11	119.071	118.019	119.399	117.601	118.568
Bundled wired telecommunications access services.....	37	5101	12/11	119.071	118.019	119.399	117.601	118.568
Bundled wired telecommunications access services.....	37	510101	12/11	119.071	118.019	119.399	117.601	118.568
Data processing and related services.....	38	—	06/09	105.526	105.330	105.588	105.580	105.605
Data processing and related services.....	38	1	06/09	105.526	105.330	105.588	105.580	105.605
Data processing and related services.....	38	11	06/09	105.526	105.330	105.588	105.580	105.605
Hosting, ASP and other IT infrastructure provisioning services.....	38	1101	12/08	110.965	110.583	111.057	111.041	111.049
Hosting, ASP and other IT infrastructure provisioning services.....	38	110101	12/08	110.965	110.583	111.057	111.041	111.049
Business process management services.....	38	1102	12/08	96.373	96.373	96.373	96.373	96.462
Business process management services.....	38	110201	12/08	96.373	96.373	96.373	96.373	96.462
Data management, information transformation and other services.....	38	1103	12/08	99.223	99.253	99.278	99.278	99.278
Data management, information transformation and other services.....	38	110301	12/08	99.223	99.253	99.278	99.278	99.278

See footnotes at end of table.

Table 9. Producer price indexes for commodity and service groupings and individual items, not seasonally adjusted — Continued

[December 2021, Index base 1982=100, unless otherwise indicated]

Title	Commodity code		Other index base	Unadjusted index ¹				
	Group code	Item code		Aug. 2021	Sept. 2021 ^P	Oct. 2021 ^P	Nov. 2021 ^P	Dec. 2021 ^P
Credit intermediation services (partial).....	39	—	06/09	87.529	88.101	86.933	88.497	87.125
Loan services (partial).....	39	1	06/09	134.056	135.731	132.382	136.437	135.999
Business loans (partial).....	39	11	04/09	196.630	201.239	194.497	202.933	200.350
Business loans (partial).....	39	1101	04/09	196.630	201.239	194.497	202.933	200.350
Business loans (partial).....	39	110101	04/09	196.630	201.239	194.497	202.933	200.350
Consumer loans (partial).....	39	12	06/09	115.847	115.840	113.775	116.494	117.087
Residential real estate loans (partial).....	39	1201	04/09	143.094	141.904	139.998	143.310	145.569
Residential real estate loans, except home equity (partial).....	39	120101	04/09	124.249	122.844	121.148	124.551	126.879
Home equity loans (partial).....	39	120102	04/09	321.897	322.848	318.953	321.270	322.769
Vehicle loans (partial).....	39	1202	04/09	61.079	63.843	60.485	63.688	60.446
Vehicle loans (partial).....	39	120201	04/09	61.079	63.843	60.485	63.688	60.446
Credit cards, overdraft credit, and related plans (partial).....	39	1203	04/09	152.632	156.408	152.110	154.773	150.642
Credit cards, overdraft credit, and related plans (partial).....	39	120301	04/09	152.632	156.408	152.110	154.773	150.642
Other loans and loan services (partial).....	39	13	04/09	93.388	95.747	94.288	94.332	94.532
Other loans and loan services (partial).....	39	1301	04/09	93.388	95.747	94.288	94.332	94.532
Other loans and loan services (partial).....	39	130101	04/09	93.388	95.747	94.288	94.332	94.532
Deposit services (partial).....	39	2	04/09	60.699	60.474	60.916	60.947	58.335
Deposit services (partial).....	39	21	04/09	60.699	60.474	60.916	60.947	58.335
Deposit services (partial).....	39	2101	04/09	60.699	60.474	60.916	60.947	58.335
Deposit services (partial).....	39	210101	04/09	60.699	60.474	60.916	60.947	58.335
Other credit intermediation services, including trust services (partial).....	39	3	04/09	103.387	103.293	103.094	101.343	101.245
Other credit intermediation services, including trust services (partial).....	39	31	04/09	103.387	103.293	103.094	101.343	101.245
Other credit intermediation services, including trust services (partial).....	39	3101	04/09	103.387	103.293	103.094	101.343	101.245
Other credit intermediation services, including trust services (partial).....	39	310101	04/09	103.387	103.293	103.094	101.343	101.245
Investment services.....	40	—	06/09	212.014	213.949	207.743	214.799	214.462
Securities brokerage, dealing, investment advice, and related services.....	40	1	06/09	162.434	162.043	151.660	160.968	160.149
Securities brokerage, dealing, investment advice, and related services.....	40	11	06/09	162.434	162.043	151.660	160.968	160.149
Securities brokerage, dealing, and investment advice.....	40	1101	12/08	119.410	119.024	109.922	117.938	117.003
Securities brokerage, dealing, and investment advice.....	40	110101	12/08	119.410	119.024	109.922	117.938	117.003
Securities brokerage and dealing related services (partial).....	40	1102	12/08	207.885	208.199	207.121	209.279	211.002
Securities brokerage and dealing related services.....	40	110201	12/08	207.885	208.199	207.121	209.279	211.002
Portfolio management.....	40	2	12/08	277.282	280.563	275.828	283.566	282.900
Portfolio management.....	40	21	12/08	277.282	280.563	275.828	283.566	282.900
Portfolio management.....	40	2101	12/08	277.282	280.563	275.828	283.566	282.900
Portfolio management.....	40	210101	12/08	277.282	280.563	275.828	283.566	282.900
Investment banking.....	40	3	12/08	249.839	255.982	255.980	255.971	258.449
Investment banking.....	40	31	12/08	249.839	255.982	255.980	255.971	258.449
Investment banking.....	40	3101	12/08	249.839	255.982	255.980	255.971	258.449
Investment banking.....	40	310101	12/08	249.839	255.982	255.980	255.971	258.449
Insurance and annuities.....	41	—	06/09	124.295	124.356	124.304	124.306	124.400
Insurance.....	41	1	06/09	126.078	126.149	126.074	126.064	126.177
Insurance.....	41	11	06/09	126.078	126.149	126.074	126.064	126.177
Life insurance.....	41	1101	03/09	105.897	105.772	105.764	105.746	105.746
Life insurance.....	41	110101	03/09	105.897	105.772	105.764	105.746	105.746
Disability insurance, including accidental death.....	41	1102	03/09	102.394	102.394	102.394	102.394	102.394
Disability insurance, including accidental death.....	41	110201	03/09	102.394	102.394	102.394	102.394	102.394
Health and medical insurance.....	41	1103	03/09	141.195	141.311	141.291	141.291	141.291
Health and medical insurance.....	41	110301	03/09	141.195	141.311	141.291	141.291	141.291
Property and casualty insurance.....	41	1104	03/09	124.220	124.317	124.191	124.178	124.386
Property and casualty insurance.....	41	110401	03/09	124.220	124.317	124.191	124.178	124.386
Annuities.....	41	2	03/09	115.910	115.902	116.005	116.089	116.058
Annuities.....	41	21	03/09	115.910	115.902	116.005	116.089	116.058
Annuities.....	41	2101	03/09	115.910	115.902	116.005	116.089	116.058
Annuities.....	41	210101	03/09	115.910	115.902	116.005	116.089	116.058
Commissions and fees from sales and administration of insurance policies (partial).....	42	—	06/09	109.228	109.546	109.672	109.690	109.704
Commissions from sales of insurance.....	42	1	06/09	109.228	109.546	109.672	109.690	109.704
Commissions from sales of insurance.....	42	11	06/09	109.228	109.546	109.672	109.690	109.704
Commissions from sales of life insurance and annuities.....	42	1101	06/09	104.368	104.368	104.368	104.485	104.485
Commissions from sales of life insurance and annuities.....	42	110101	06/09	104.368	104.368	104.368	104.485	104.485
Commissions from sales of health and medical insurance.....	42	1102	06/09	109.332	109.717	109.717	109.717	109.717

See footnotes at end of table.

Table 9. Producer price indexes for commodity and service groupings and individual items, not seasonally adjusted — Continued
 [December 2021, Index base 1982=100, unless otherwise indicated]

Title	Commodity code		Other index base	Unadjusted index ¹				
	Group code	Item code		Aug. 2021	Sept. 2021 ^P	Oct. 2021 ^P	Nov. 2021 ^P	Dec. 2021 ^P
Commissions from sales of health and medical insurance.....	42	110201	06/09	109.332	109.717	109.717	109.717	109.717
Commissions from sales of property and casualty insurance.....	42	1103	06/09	112.158	112.604	112.819	112.824	112.847
Commissions from sales of property and casualty insurance.....	42	110301	06/09	112.158	112.604	112.819	112.824	112.847
Commissions from sales of other insurance.....	42	1104	06/09	100.522	100.522	100.522	100.522	100.522
Commissions from sales of other insurance.....	42	110401	06/09	100.522	100.522	100.522	100.522	100.522
Real estate services (partial).....	43	—	06/09	136.337	137.244	136.530	136.951	137.855
Nonresidential real estate services.....	43	1	06/09	122.965	123.711	122.655	123.019	123.994
Nonresidential real estate rents.....	43	11	06/09	123.675	124.429	122.921	123.312	124.401
Office buildings, gross rents.....	43	1101	12/08	124.948	124.413	125.654	127.292	127.535
Office buildings, gross rents.....	43	110101	12/08	124.948	124.413	125.654	127.292	127.535
Retail properties, gross rents.....	43	1102	04/09	119.388	122.980	118.505	116.927	121.075
Retail properties, gross rents.....	43	110201	04/09	119.388	122.980	118.505	116.927	121.075
Industrial buildings, gross rents.....	43	1103	04/09	107.157	107.744	107.965	107.993	108.355
Industrial buildings, gross rents.....	43	110301	04/09	107.157	107.744	107.965	107.993	108.355
Self-service storage and miniwarehouses, gross rents.....	43	1104	12/08	142.908	144.874	146.824	147.299	149.112
Self-service storage and miniwarehouses, gross rents.....	43	110401	12/08	142.908	144.874	146.824	147.299	149.112
Other nonresidential buildings, gross rents.....	43	1105	12/08	124.541	116.538	108.278	112.061	101.641
Other nonresidential buildings, gross rents.....	43	110501	12/08	124.541	116.538	108.278	112.061	101.641
Nonresidential property sales and leases including land, brokerage fees and commissions.....	43	12	12/08	136.800	137.552	139.170	139.374	140.430
Nonresidential property sales and leases including land, brokerage fees and commissions.....	43	1201	12/08	136.800	137.552	139.170	139.374	140.430
Nonresidential property sales and leases including land, brokerage fees and commissions.....	43	120101	12/08	136.800	137.552	139.170	139.374	140.430
Nonresidential property management fees.....	43	13	12/08	90.066	90.667	91.010	91.259	91.001
Nonresidential property management fees.....	43	1301	12/08	90.066	90.667	91.010	91.259	91.001
Nonresidential property management fees.....	43	130101	12/08	90.066	90.667	91.010	91.259	91.001
Residential real estate services (partial).....	43	2	06/09	159.910	161.059	161.104	161.594	162.197
Residential property sales and rental, brokerage fees and commissions.....	43	21	12/08	175.525	177.083	177.227	177.807	177.941
Residential property sales and rental, brokerage fees and commissions.....	43	2101	12/08	175.525	177.083	177.227	177.807	177.941
Residential property sales and rental, brokerage fees and commissions.....	43	210101	12/08	175.525	177.083	177.227	177.807	177.941
Residential property management fees.....	43	22	12/08	123.512	123.762	123.592	123.881	125.477
Residential property management fees.....	43	2201	12/08	123.512	123.762	123.592	123.881	125.477
Residential property management fees.....	43	220101	12/08	123.512	123.762	123.592	123.881	125.477
Real estate appraisal fees.....	43	3	12/08	112.746	114.411	113.880	114.703	116.925
Real estate appraisal fees.....	43	31	12/08	112.746	114.411	113.880	114.703	116.925
Real estate appraisal fees.....	43	3101	12/08	112.746	114.411	113.880	114.703	116.925
Real estate appraisal fees.....	43	310101	12/08	112.746	114.411	113.880	114.703	116.925
Rental and leasing of goods (partial).....	44	—	06/09	109.842	104.381	107.657	106.652	104.186
Passenger car rental.....	44	1	03/09	117.267	104.830	111.769	109.364	105.183
Passenger car rental.....	44	11	03/09	117.267	104.830	111.769	109.364	105.183
Passenger car rental.....	44	1101	03/09	117.267	104.830	111.769	109.364	105.183
Passenger car rental.....	44	110101	03/09	117.267	104.830	111.769	109.364	105.183
Truck, trailer, and RV rental and leasing.....	44	2	06/09	119.269	119.478	120.036	120.348	117.631
Truck, trailer, and RV rental and leasing.....	44	21	06/09	112.052	112.248	112.772	113.065	110.512
Truck, truck trailer and RV rental.....	44	2101	12/08	121.523	120.475	122.079	122.477	115.329
Truck, truck trailer and RV rental.....	44	210101	12/08	121.523	120.475	122.079	122.477	115.329
Truck, truck trailer and RV leasing.....	44	2102	12/08	114.001	115.106	114.896	115.136	115.685
Truck, truck trailer and RV leasing.....	44	210201	12/08	114.001	115.106	114.896	115.136	115.685
Construction, mining, and forestry machinery and equipment rental and leasing.....	44	3	03/09	95.402	95.552	95.719	95.724	95.694
Construction, mining, and forestry machinery and equipment rental and leasing.....	44	31	03/09	95.402	95.552	95.719	95.724	95.694
Construction, mining, and forestry machinery and equipment rental and leasing.....	44	3101	03/09	95.402	95.552	95.719	95.724	95.694
Construction, mining, and forestry machinery and equipment rental and leasing.....	44	310101	03/09	95.402	95.552	95.719	95.724	95.694
Professional services (partial).....	45	—	06/09	127.291	127.311	127.835	127.711	127.709
Legal services.....	45	1	03/09	146.988	146.877	147.368	147.216	147.340
Legal services.....	45	11	03/09	146.988	146.877	147.368	147.216	147.340
Legal services.....	45	1101	03/09	146.988	146.877	147.368	147.216	147.340
Legal services.....	45	110101	03/09	146.988	146.877	147.368	147.216	147.340
Accounting services (partial).....	45	2	06/09	114.588	115.189	114.891	114.966	115.247

See footnotes at end of table.

Table 9. Producer price indexes for commodity and service groupings and individual items, not seasonally adjusted — Continued

[December 2021, Index base 1982=100, unless otherwise indicated]

Title	Commodity code		Other index base	Unadjusted index ¹				
	Group code	Item code		Aug. 2021	Sept. 2021 ^P	Oct. 2021 ^P	Nov. 2021 ^P	Dec. 2021 ^P
Accounting services, excluding payroll.....	45	21	06/09	114.588	115.189	114.891	114.966	115.247
Financial auditing.....	45	2101	12/08	104.638	104.334	103.509	103.433	103.526
Financial auditing.....	45	210101	12/08	104.638	104.334	103.509	103.433	103.526
Tax preparation and planning.....	45	2102	04/09	115.272	116.328	116.966	117.111	117.733
Tax preparation and planning.....	45	210201	04/09	115.272	116.328	116.966	117.111	117.733
Bookkeeping and compilation.....	45	2103	12/08	129.612	130.289	130.652	130.750	130.938
Bookkeeping and compilation.....	45	210301	12/08	129.612	130.289	130.652	130.750	130.938
Other accounting services, including billing and review.....	45	2104	12/08	112.574	113.398	112.093	112.216	112.218
Other accounting services, including billing and review.....	45	210401	12/08	112.574	113.398	112.093	112.216	112.218
Architectural and engineering services.....	45	3	06/09	121.590	121.623	122.172	122.352	122.230
Architectural services.....	45	31	03/09	108.363	108.834	108.901	109.104	109.106
Architectural services.....	45	3101	03/09	108.363	108.834	108.901	109.104	109.106
Architectural services.....	45	310101	03/09	108.363	108.834	108.901	109.104	109.106
Engineering services.....	45	32	03/09	124.089	124.058	124.680	124.858	124.717
Engineering services.....	45	3201	03/09	124.089	124.058	124.680	124.858	124.717
Engineering services.....	45	320101	03/09	124.089	124.058	124.680	124.858	124.717
Management, scientific, and technical consulting services.....	45	4	06/09	112.785	112.640	113.846	113.463	113.263
Management consulting services.....	45	41	06/09	112.785	112.640	113.846	113.463	113.263
Administrative and general management consulting services.....	45	4101	12/08	134.562	134.579	135.427	135.531	135.468
Administrative and general management consulting services.....	45	410101	12/08	134.562	134.579	135.427	135.531	135.468
Human resources consulting services.....	45	4102	12/08	100.282	98.660	102.030	96.971	96.577
Human resources consulting services.....	45	410201	12/08	100.282	98.660	102.030	96.971	96.577
Marketing consulting services.....	45	4103	12/08	64.692	64.692	64.692	64.692	64.692
Marketing consulting services.....	45	410301	12/08	64.692	64.692	64.692	64.692	64.692
Process, physical distribution, and logistics consulting services.....	45	4104	12/08	102.294	101.936	106.846	106.122	104.721
Process, physical distribution, and logistics consulting services.....	45	410401	12/08	102.294	101.936	106.846	106.122	104.721
Other management consulting services.....	45	4105	12/08	89.648	89.592	89.994	89.971	89.585
Other management consulting services.....	45	410501	12/08	89.648	89.592	89.994	89.971	89.585
Advertising and related services (partial).....	45	5	12/08	107.838	107.842	107.766	106.975	107.012
Advertising agency services.....	45	51	12/08	107.838	107.842	107.766	106.975	107.012
Advertising agency services.....	45	5101	12/08	107.838	107.842	107.766	106.975	107.012
Advertising agency services.....	45	510101	12/08	107.838	107.842	107.766	106.975	107.012
Information technology (IT) technical support and consulting services (partial).....	45	6	12/08	113.317	113.317	113.317	113.317	113.317
Information technology (IT) technical support and consulting services (partial).....	45	61	12/08	113.317	113.317	113.317	113.317	113.317
Information technology (IT) technical support and consulting services (partial).....	45	6101	12/08	113.317	113.317	113.317	113.317	113.317
Information technology (IT) technical support and consulting services (partial).....	45	610101	12/08	113.317	113.317	113.317	113.317	113.317
Employment services.....	46	—	06/09	122.518	122.677	122.862	123.899	124.972
Permanent placement services.....	46	1	03/09	122.105	122.941	120.462	120.688	122.243
Permanent placement services.....	46	11	03/09	122.105	122.941	120.462	120.688	122.243
Employment placement services.....	46	1101	03/09	122.105	122.941	120.462	120.688	122.243
Employment placement services.....	46	110101	03/09	122.105	122.941	120.462	120.688	122.243
Executive search services.....	46	2	12/08	100.435	97.967	97.353	98.679	98.606
Executive search services.....	46	21	12/08	100.435	97.967	97.353	98.679	98.606
Executive search services.....	46	2101	12/08	100.435	97.967	97.353	98.679	98.606
Executive search services.....	46	210101	12/08	100.435	97.967	97.353	98.679	98.606
Staffing services.....	46	3	06/09	123.009	123.197	123.563	124.640	125.713
Temporary help services.....	46	31	03/09	128.748	129.017	129.576	131.673	133.763
Temporary help services.....	46	3101	03/09	128.748	129.017	129.576	131.673	133.763
Temporary help services.....	46	310101	03/09	128.748	129.017	129.576	131.673	133.763
Co-employment staffing services.....	46	32	12/08	117.603	117.707	117.868	117.867	117.867
Co-employment staffing services.....	46	3201	12/08	117.603	117.707	117.868	117.867	117.867
Co-employment staffing services.....	46	320101	12/08	117.603	117.707	117.868	117.867	117.867
Travel arrangement services (partial).....	47	—	06/09	99.339	100.108	98.322	97.813	96.776
Arrangement of flights (partial).....	47	1	06/09	92.717	93.499	92.237	92.517	92.701
Arrangement of international flights.....	47	11	12/08	106.741	107.953	105.581	105.813	106.208
Arrangement of international flights.....	47	1101	12/08	106.741	107.953	105.581	105.813	106.208
Arrangement of international flights.....	47	110101	12/08	106.741	107.953	105.581	105.813	106.208
Arrangement of domestic flights.....	47	12	12/08	66.243	66.368	66.747	67.072	66.949
Arrangement of domestic flights (partial).....	47	1201	12/08	66.243	66.368	66.747	67.072	66.949

See footnotes at end of table.

Table 9. Producer price indexes for commodity and service groupings and individual items, not seasonally adjusted — Continued

[December 2021, Index base 1982=100, unless otherwise indicated]

Title	Commodity code		Other index base	Unadjusted index ¹				
	Group code	Item code		Aug. 2021	Sept. 2021 ^P	Oct. 2021 ^P	Nov. 2021 ^P	Dec. 2021 ^P
Arrangement of domestic flights.....	47	120101	12/08	66.243	66.368	66.747	67.072	66.949
Arrangement of vehicle rentals and lodging.....	47	2	12/08	91.737	90.420	85.922	86.548	87.456
Arrangement of vehicle rentals and lodging.....	47	21	12/08	91.737	90.420	85.922	86.548	87.456
Arrangement of vehicle rentals and lodging (partial).....	47	2101	12/08	91.737	90.420	85.922	86.548	87.456
Arrangement of vehicle rentals and lodging.....	47	210101	12/08	91.737	90.420	85.922	86.548	87.456
Arrangement of cruises and tours.....	47	3	12/08	102.037	105.811	102.077	98.364	91.781
Arrangement of cruises and tours.....	47	31	12/08	102.037	105.811	102.077	98.364	91.781
Arrangement of cruises and tours.....	47	3101	12/08	102.037	105.811	102.077	98.364	91.781
Arrangement of cruises and tours.....	47	310101	12/08	102.037	105.811	102.077	98.364	91.781
Other travel arrangements (partial).....	47	4	12/08	116.956	116.956	116.956	116.956	116.956
Other travel arrangements (partial).....	47	41	12/08	116.956	116.956	116.956	116.956	116.956
Other travel arrangements (partial).....	47	4101	12/08	116.956	116.956	116.956	116.956	116.956
Other travel arrangements (partial).....	47	410101	12/08	116.956	116.956	116.956	116.956	116.956
Selected security services (partial).....	48	—	03/09	127.488	128.757	129.479	129.439	130.145
Security guard services.....	48	1	03/09	127.488	128.757	129.479	129.439	130.145
Security guard services.....	48	11	03/09	127.488	128.757	129.479	129.439	130.145
Security guard services.....	48	1101	03/09	127.488	128.757	129.479	129.439	130.145
Security guard services.....	48	110101	03/09	127.488	128.757	129.479	129.439	130.145
Cleaning and building maintenance services (partial).....	49	—	03/09	114.649	115.140	115.381	115.685	118.592
Janitorial services.....	49	1	03/09	114.649	115.140	115.381	115.685	118.592
Janitorial services.....	49	11	03/09	114.649	115.140	115.381	115.685	118.592
Janitorial services.....	49	1101	03/09	114.649	115.140	115.381	115.685	118.592
Janitorial services.....	49	110101	03/09	114.649	115.140	115.381	115.685	118.592
Waste collection and remediation services (partial).....	50	—	12/08	140.446	140.942	142.348	142.435	142.710
Waste collection.....	50	1	12/08	140.446	140.942	142.348	142.435	142.710
Solid waste collection.....	50	11	12/08	140.446	140.942	142.348	142.435	142.710
Solid waste collection.....	50	1101	12/08	140.446	140.942	142.348	142.435	142.710
Solid waste collection.....	50	110101	12/08	140.446	140.942	142.348	142.435	142.710
Health care services.....	51	—	06/09	128.502	128.841	129.156	129.273	129.454
Outpatient care (partial).....	51	1	06/09	123.390	123.539	123.781	123.921	124.074
Outpatient care (partial).....	51	11	06/09	123.390	123.539	123.781	123.921	124.074
Physician care.....	51	1101	03/09	115.173	115.477	115.564	115.916	116.290
Medicare patients: physician care.....	51	110102	06/14	112.032	112.032	112.032	112.032	112.032
Medicaid patients: physician care.....	51	110103	06/14	87.799	87.756	87.756	87.756	87.756
Private insurance patients: physician care.....	51	110104	06/14	106.992	107.439	107.574	108.093	108.744
All other patients: physician care.....	51	110105	06/14	112.370	112.731	112.793	113.174	113.174
Medical laboratory and diagnostic imaging center care.....	51	1102	03/09	95.167	95.218	95.164	95.161	95.161
Medical laboratory care.....	51	110201	03/09	91.434	91.373	91.289	91.285	91.285
Medicare patients: medical laboratory care.....	51	1102011	06/14	78.943	78.943	78.943	78.943	78.943
Medicaid patients: medical laboratory care.....	51	1102012	06/14	95.989	95.989	95.989	95.928	95.928
Private insurance patients: medical laboratory care.....	51	1102013	06/14	99.153	99.037	98.882	98.882	98.882
All other patients: medical laboratory care.....	51	1102014	06/14	101.623	101.623	101.623	101.623	101.623
Diagnostic imaging center care.....	51	110202	03/09	100.884	101.138	101.138	101.138	101.138
Medicare and Medicaid patients: diagnostic imaging center care.....	51	1102021	06/14	93.416	94.435	94.435	94.435	94.435
Private insurance and all other patients: diagnostic imaging center care.....	51	1102024	06/14	102.690	102.690	102.690	102.690	102.690
Home health and hospice care.....	51	1103	12/08	117.408	117.408	118.091	118.118	118.118
Home health and hospice care.....	51	110301	12/08	117.408	117.408	118.091	118.118	118.118
Medicare and Medicaid patients: home health and hospice care.....	51	11030101	12/08	113.177	113.177	114.004	114.037	114.037
Medicare patients: home health and hospice care.....	51	110301011	12/08	109.870	109.870	110.677	110.677	110.677
Medicaid patients: home health and hospice care.....	51	110301012	12/08	116.619	116.619	117.466	117.536	117.536
Private insurance and all other patients: home health and hospice care.....	51	11030102	12/08	132.635	132.635	132.635	132.635	132.635
Private insurance patients: home health and hospice care.....	51	110301021	06/14	105.152	105.152	105.152	105.152	105.152
All other patients: home health and hospice care.....	51	110301022	06/14	135.508	135.508	135.508	135.508	135.508
Hospital outpatient care.....	51	1104	12/08	140.883	140.857	141.314	141.301	141.303
Hospital outpatient care.....	51	110401	12/08	140.883	140.857	141.314	141.301	141.303
Hospital outpatient care, general medical & surgical hospitals.....	51	1104011	12/08	140.190	140.163	140.640	140.626	140.628
Medicare patients: hospital outpatient care, general medical and surgical hospitals.....	51	11040111	06/14	112.747	112.747	112.978	112.977	112.977
Medicaid patients: hospital outpatient care, general medical and surgical hospitals.....	51	11040112	06/14	97.170	97.170	97.170	97.170	97.170
Private insurance and all other patients: outpatient care, gen. medical and surgical hospitals.....	51	11040113	06/14	124.355	124.325	124.804	124.789	124.791

See footnotes at end of table.

Table 9. Producer price indexes for commodity and service groupings and individual items, not seasonally adjusted — Continued

[December 2021, Index base 1982=100, unless otherwise indicated]

Title	Commodity code		Other index base	Unadjusted index ¹				
	Group code	Item code		Aug. 2021	Sept. 2021 ^P	Oct. 2021 ^P	Nov. 2021 ^P	Dec. 2021 ^P
Dental care.....	51	1105	06/10	123.119	123.401	123.401	123.401	123.401
Private insurance patients: dental care.....	51	110502	06/14	114.725	114.725	114.725	114.725	114.725
Private insurance patients: dental visits and consultations.....	51	1105021	06/14	125.264	125.264	125.264	125.264	125.264
Private insurance patients: dental surgical intervention services.....	51	1105022	06/14	111.951	111.951	111.951	111.951	111.951
Private insurance patients: dental non-surgical intervention services.....	51	1105023	06/14	108.812	108.812	108.812	108.812	108.812
Medicare, Medicaid and all other patients: dental care.....	51	110503	06/14	114.941	115.561	115.561	115.561	115.561
Medicare, Medicaid and all other patients: dental visits and consultations.....	51	1105031	06/14	117.647	119.515	119.515	119.515	119.515
Medicare, Medicaid and all other patients: dental surgical intervention services.....	51	1105032	06/14	107.658	107.658	107.658	107.658	107.658
Medicare and Medicaid and all other patients: dental non-surgical intervention services.....	51	1105033	06/14	115.451	115.451	115.451	115.451	115.451
Inpatient care.....	51	2	06/09	136.118	136.790	137.227	137.297	137.523
Inpatient care.....	51	21	06/09	136.118	136.790	137.227	137.297	137.523
Hospital inpatient care.....	51	2101	12/08	137.940	138.830	139.338	139.373	139.657
Hospital inpatient care.....	51	210101	12/08	137.940	138.830	139.338	139.373	139.657
Hospital inpatient care, general medical and surgical hospitals.....	51	2101011	12/08	139.123	140.077	140.646	140.657	140.967
Medicare patients: hospital inpatient care, general medical and surgical hospitals.....	51	21010111	06/14	114.752	114.752	116.316	116.316	116.316
Medicaid patients: hospital inpatient care, general medical and surgical hospitals.....	51	21010112	06/14	107.758	107.758	107.758	107.758	107.758
Private insur. & all other patients: hospital inpatient, general medical and surgical hospitals.....	51	21010113	06/14	124.834	126.455	126.244	126.262	126.789
Private insurance patients: hospital inpatient care, general medical and surgical hospitals.....	51	210101131	06/14	125.086	127.000	126.751	126.773	127.395
All other patients: hospital inpatient care, general medical and surgical hospitals.....	51	210101132	06/14	123.731	123.731	123.731	123.731	123.731
Hospital inpatient care, psychiatric & substance abuse hospitals.....	51	2101012	12/08	123.304	124.428	124.769	124.769	124.769
Hospital inpatient care, specialty hospitals.....	51	2101013	12/08	124.153	123.502	122.847	123.415	123.415
Medicare patients: hospital inpatient care, specialty hospitals.....	51	21010131	06/14	109.969	108.700	108.308	108.781	108.781
Medicaid patients: hospital inpatient care, specialty hospitals.....	51	21010132	06/14	108.764	109.078	111.029	113.937	113.937
Private insurance and all other patients: hospital inpatient care, specialty hospitals.....	51	21010133	06/14	109.888	109.615	108.305	108.264	108.264
Nursing home care.....	51	2102	12/08	134.249	134.192	134.450	134.684	134.630
Nursing home care.....	51	210201	12/08	134.249	134.192	134.450	134.684	134.630
Medicare and Medicaid patients: Nursing home care.....	51	21020101	12/08	131.336	131.285	131.818	132.202	131.928
Medicaid patients: Nursing home care.....	51	210201011	06/12	129.653	129.570	129.233	129.856	129.411
Medicare patients: Nursing home care.....	51	210201012	06/12	116.975	116.975	118.660	118.660	118.660
Private insurance and all other patients: Nursing home care.....	51	21020102	12/08	138.723	138.658	138.560	138.601	138.831
Private insurance patients: Nursing home care.....	51	210201021	06/14	107.234	107.234	107.234	107.234	107.234
All other patients: Nursing home care.....	51	210201022	06/14	122.429	122.362	122.259	122.302	122.543
Intellectual and developmental disability center care.....	51	2103	12/08	165.431	165.446	165.436	165.436	165.978
Intellectual and developmental disability center care.....	51	210301	12/08	165.431	165.446	165.436	165.436	165.978
Medicaid patients: Intellectual and developmental disability center care.....	51	21030101	06/14	130.578	130.592	130.583	130.583	130.719
Medicare, private ins. & all other patients: Intellectual & develop. disability center care.....	51	21030102	06/14	124.485	124.485	124.485	124.485	126.082
Sales of blood and blood products, organs, and tissues.....	51	3	03/09	109.350	109.275	109.655	110.012	110.319
Sales of blood and blood products, organs, and tissues.....	51	31	03/09	109.350	109.275	109.655	110.012	110.319
Sales of blood and blood products, organs, and tissues.....	51	3101	03/09	109.350	109.275	109.655	110.012	110.319
Sales of blood and blood products, organs, and tissues.....	51	310101	03/09	109.350	109.275	109.655	110.012	110.319
Accommodation services.....	53	—	06/09	125.698	120.454	120.845	119.930	119.567
Traveler accommodation services.....	53	1	06/09	125.698	120.454	120.845	119.930	119.567
Traveler accommodation services.....	53	11	06/09	125.698	120.454	120.845	119.930	119.567
Guestroom or unit rental.....	53	1101	03/09	129.884	123.992	124.462	123.443	122.966
Guestroom or unit rental.....	53	110101	03/09	129.884	123.992	124.462	123.443	122.966
Other traveler accommodation services.....	53	1102	03/09	125.989	125.927	125.590	125.474	126.239
Other traveler accommodation services.....	53	110201	03/09	125.989	125.927	125.590	125.474	126.239
Food and beverage for immediate consumption services (partial).....	54	—	06/09	128.967	129.059	128.978	129.231	130.141
Food and beverage for immediate consumption services (partial).....	54	1	06/09	128.967	129.059	128.978	129.231	130.141
Food and nonalcoholic beverages for immediate consumption (partial).....	54	11	04/09	126.420	126.486	126.334	126.357	127.543
Food and nonalcoholic beverages for immediate consumption (partial).....	54	1101	04/09	126.420	126.486	126.334	126.357	127.543
Food and nonalcoholic beverages for immediate consumption (partial).....	54	110101	04/09	126.420	126.486	126.334	126.357	127.543
Alcoholic beverages for immediate consumption (partial).....	54	12	12/08	144.768	145.021	145.402	147.130	146.268
Alcoholic beverages for immediate consumption (partial).....	54	1201	12/08	144.768	145.021	145.402	147.130	146.268
Alcoholic beverages for immediate consumption (partial).....	54	120101	12/08	144.768	145.021	145.402	147.130	146.268
Repair and maintenance services (partial).....	55	—	06/09	136.989	137.482	137.931	138.244	138.465

See footnotes at end of table.

Table 9. Producer price indexes for commodity and service groupings and individual items, not seasonally adjusted — Continued
 [December 2021, Index base 1982=100, unless otherwise indicated]

Title	Commodity code		Other index base	Unadjusted index ¹				
	Group code	Item code		Aug. 2021	Sept. 2021 ^P	Oct. 2021 ^P	Nov. 2021 ^P	Dec. 2021 ^P
Commercial and industrial machinery and equipment repair and maintenance.....	55	1	03/09	131.530	131.530	133.096	133.481	133.481
Commercial and industrial machinery and equipment repair and maintenance.....	55	11	03/09	131.530	131.530	133.096	133.481	133.481
Commercial machinery repair and maintenance.....	55	1101	03/09	131.530	131.530	133.096	133.481	133.481
Commercial machinery repair and maintenance.....	55	110101	03/09	131.530	131.530	133.096	133.481	133.481
Motor vehicle repair and maintenance (partial).....	55	2	12/08	145.430	145.872	146.097	146.560	146.863
Motor vehicle repair and maintenance (partial).....	55	21	12/08	145.430	145.872	146.097	146.560	146.863
Motor vehicle repair and maintenance (partial).....	55	2101	12/08	145.430	145.872	146.097	146.560	146.863
Motor vehicle repair and maintenance (partial).....	55	210101	12/08	145.430	145.872	146.097	146.560	146.863
Ship repair and maintenance.....	55	3	06/09	114.231	115.633	115.633	115.633	116.836
Ship repair and maintenance.....	55	31	06/09	114.231	115.633	115.633	115.633	116.836
Ship repair, military.....	55	3101	12/08	111.693	112.366	112.366	112.366	112.857
Ship repair, military.....	55	310101	12/08	111.693	112.366	112.366	112.366	112.857
Ship repair, nonmilitary.....	55	3102	12/08	118.942	122.505	122.505	122.505	125.821
Ship repair, nonmilitary.....	55	310201	12/08	118.942	122.505	122.505	122.505	125.821
Aircraft repair and maintenance.....	55	4	04/09	132.443	133.297	133.297	133.297	133.297
Aircraft repair and maintenance.....	55	41	04/09	132.443	133.297	133.297	133.297	133.297
Aircraft repair and maintenance.....	55	4101	04/09	132.443	133.297	133.297	133.297	133.297
Aircraft repair and maintenance.....	55	410101	04/09	132.443	133.297	133.297	133.297	133.297
Entertainment services (partial).....	56	—	06/09	117.894	117.873	119.476	121.893	119.870
Membership dues and admissions and recreation facility use fees (partial).....	56	1	06/09	126.975	126.496	128.305	129.409	130.921
Membership dues and admissions and recreation facility use fees (partial).....	56	11	06/09	126.975	126.496	128.305	129.409	130.921
Membership dues.....	56	1101	04/09	116.756	117.334	117.334	117.334	117.334
Membership dues, golf courses and country clubs.....	56	110101	04/09	137.816	137.816	137.816	137.816	137.816
Membership dues, fitness and recreational sports centers.....	56	110102	04/09	104.023	104.927	104.927	104.927	104.927
Admissions and recreational facilities use fees (partial).....	56	1102	12/08	142.770	139.967	145.698	149.193	153.980
Admissions and recreational facilities use fees, golf courses and country clubs.....	56	110201	12/08	110.564	109.479	108.357	115.872	123.040
Admissions and recreational facilities use fees, fitness and recreational sports centers.....	56	110202	12/08	141.034	141.034	143.103	143.103	143.103
Admissions and recreational facilities use fees, amusement and theme parks.....	56	110203	12/08	171.599	167.057	178.820	179.509	182.978
Recreational activity instruction fees (partial).....	56	2	12/08	121.104	121.104	121.104	121.104	121.104
Recreational activity instruction fees (partial).....	56	21	12/08	121.104	121.104	121.104	121.104	121.104
Recreational activity instruction fees (partial).....	56	2101	12/08	121.104	121.104	121.104	121.104	121.104
Recreational activity instruction fees (partial).....	56	210101	12/08	121.104	121.104	121.104	121.104	121.104
Gaming receipts (partial).....	56	3	12/08	109.567	110.033	111.465	115.349	109.519
Gaming receipts (partial).....	56	31	12/08	109.567	110.033	111.465	115.349	109.519
Gaming receipts (partial).....	56	3101	12/08	109.567	110.033	111.465	115.349	109.519
Gaming receipts (partial).....	56	310101	12/08	109.567	110.033	111.465	115.349	109.519
Wholesale trade services.....	57	—	06/09	141.139	139.370	140.969	140.826	142.392
Machinery and equipment and parts and supplies wholesaling.....	57	1	06/09	140.428	139.789	143.432	146.002	148.318
Machinery and equipment and parts and supplies wholesaling.....	57	11	06/09	140.428	139.789	143.432	146.002	148.318
Parts and supplies for machinery and equipment wholesaling.....	57	1102	03/09	161.883	159.456	162.702	165.607	169.940
Parts and supplies for machinery and equipment wholesaling.....	57	110201	03/09	161.883	159.456	162.702	165.607	169.940
Machinery and vehicle wholesaling.....	57	1103	05/19	96.015	96.115	100.011	102.009	103.460
Machinery and vehicle wholesaling.....	57	110301	05/19	96.015	96.115	100.011	102.009	103.460
Professional and commercial equipment wholesaling.....	57	1104	05/19	96.202	98.025	98.983	100.257	98.609
Professional and commercial equipment wholesaling.....	57	110401	05/19	96.202	98.025	98.983	100.257	98.609
Furnishings wholesaling.....	57	2	03/09	119.231	121.933	125.987	118.621	130.022
Furnishings wholesaling.....	57	21	03/09	119.231	121.933	125.987	118.621	130.022
Furnishings wholesaling.....	57	2101	03/09	119.231	121.933	125.987	118.621	130.022
Furnishings wholesaling.....	57	210101	03/09	119.231	121.933	125.987	118.621	130.022
Building materials, paint, and hardware wholesaling.....	57	3	03/09	127.433	129.691	135.733	131.609	130.532
Building materials, paint, and hardware wholesaling.....	57	31	03/09	127.433	129.691	135.733	131.609	130.532
Building materials, paint, and hardware wholesaling.....	57	3101	03/09	127.433	129.691	135.733	131.609	130.532
Building materials, paint, and hardware wholesaling.....	57	310101	03/09	127.433	129.691	135.733	131.609	130.532
Metals, minerals, and ores wholesaling.....	57	4	03/09	319.823	317.945	303.786	282.391	284.287
Metals, minerals, and ores wholesaling.....	57	41	03/09	319.823	317.945	303.786	282.391	284.287
Metals, minerals, and ores wholesaling.....	57	4101	03/09	319.823	317.945	303.786	282.391	284.287
Metals, minerals, and ores wholesaling.....	57	410101	03/09	319.823	317.945	303.786	282.391	284.287

See footnotes at end of table.

Table 9. Producer price indexes for commodity and service groupings and individual items, not seasonally adjusted — Continued
 [December 2021, Index base 1982=100, unless otherwise indicated]

Title	Commodity code		Other index base	Unadjusted index ¹				
	Group code	Item code		Aug. 2021	Sept. 2021 ^P	Oct. 2021 ^P	Nov. 2021 ^P	Dec. 2021 ^P
Chemicals and allied products wholesaling.....	57	5	03/09	125.469	121.548	122.236	119.160	121.674
Chemicals and allied products wholesaling.....	57	51	03/09	125.469	121.548	122.236	119.160	121.674
Chemicals and allied products wholesaling.....	57	5101	03/09	125.469	121.548	122.236	119.160	121.674
Chemicals and allied products wholesaling.....	57	510101	03/09	125.469	121.548	122.236	119.160	121.674
Paper and plastics products wholesaling.....	57	6	03/09	160.031	165.513	168.159	173.603	172.295
Paper and plastics products wholesaling.....	57	61	03/09	160.031	165.513	168.159	173.603	172.295
Paper and plastics products wholesaling.....	57	6101	03/09	160.031	165.513	168.159	173.603	172.295
Paper and plastics products wholesaling.....	57	610101	03/09	160.031	165.513	168.159	173.603	172.295
Apparel wholesaling.....	57	7	03/09	116.753	119.916	117.448	122.981	121.259
Apparel wholesaling.....	57	71	03/09	116.753	119.916	117.448	122.981	121.259
Apparel wholesaling.....	57	7101	03/09	116.753	119.916	117.448	122.981	121.259
Apparel wholesaling.....	57	710101	03/09	116.753	119.916	117.448	122.981	121.259
Food and alcohol wholesaling.....	57	8	06/09	119.020	121.027	124.742	121.289	122.686
Food and alcohol wholesaling.....	57	81	06/09	119.020	121.027	124.742	121.289	122.686
Food wholesaling.....	57	8101	03/09	116.558	118.674	123.280	118.512	119.957
Food wholesaling.....	57	810101	03/09	116.558	118.674	123.280	118.512	119.957
Alcohol wholesaling.....	57	8102	02/09	130.152	131.660	131.310	133.858	135.037
Alcohol wholesaling.....	57	810201	02/09	130.152	131.660	131.310	133.858	135.037
Other commodities wholesaling.....	57	9	03/09	143.714	133.356	130.778	132.224	132.073
Other commodities wholesaling.....	57	91	03/09	143.714	133.356	130.778	132.224	132.073
Other commodities wholesaling.....	57	9101	03/09	143.714	133.356	130.778	132.224	132.073
Other commodities wholesaling.....	57	910101	03/09	143.714	133.356	130.778	132.224	132.073
Retail trade services.....	58	—	06/09	138.794	141.189	141.950	142.886	143.174
Food and alcohol retailing.....	58	1	03/09	139.836	141.181	142.450	143.557	144.892
Food and alcohol retailing.....	58	11	03/09	139.836	141.181	142.450	143.557	144.892
Food retailing.....	58	1102	09/15	111.187	111.905	112.812	113.768	115.111
Food retailing.....	58	110201	09/15	111.187	111.905	112.812	113.768	115.111
Alcohol retailing.....	58	1103	09/15	108.511	112.182	113.924	114.224	113.156
Alcohol retailing.....	58	110301	09/15	108.511	112.182	113.924	114.224	113.156
Health and beauty care retailing, including optical goods.....	58	2	03/09	130.684	130.510	130.292	130.056	127.753
Health and beauty care retailing, including optical goods.....	58	21	03/09	130.684	130.510	130.292	130.056	127.753
Health and beauty care retailing, including optical goods.....	58	2101	03/09	130.684	130.510	130.292	130.056	127.753
Health and beauty care retailing, including optical goods.....	58	210101	03/09	130.684	130.510	130.292	130.056	127.753
Apparel, jewelry, footwear, and accessories retailing.....	58	3	06/09	117.893	124.956	129.222	129.156	125.961
Apparel, jewelry, footwear, and accessories retailing.....	58	31	06/09	117.893	124.956	129.222	129.156	125.961
Apparel, footwear, and accessories retailing.....	58	3101	03/09	113.372	121.966	127.093	127.934	123.836
Apparel, footwear, and accessories retailing.....	58	310101	03/09	113.372	121.966	127.093	127.934	123.836
Jewelry retailing.....	58	3102	03/09	129.960	127.594	126.530	121.359	123.616
Jewelry retailing.....	58	310201	03/09	129.960	127.594	126.530	121.359	123.616
Computer hardware, software, and supplies retailing.....	58	4	03/09	94.440	95.278	97.624	96.724	97.338
Computer hardware, software, and supplies retailing.....	58	41	03/09	94.440	95.278	97.624	96.724	97.338
Computer hardware, software, and supplies retailing.....	58	4101	03/09	94.440	95.278	97.624	96.724	97.338
Computer hardware, software, and supplies retailing.....	58	410101	03/09	94.440	95.278	97.624	96.724	97.338
TV, video, and photographic equipment and supplies retailing.....	58	5	03/09	85.731	80.419	73.608	67.108	68.717
TV, video, and photographic equipment and supplies retailing.....	58	51	03/09	85.731	80.419	73.608	67.108	68.717
TV, video, and photographic equipment and supplies retailing.....	58	5101	03/09	85.731	80.419	73.608	67.108	68.717
TV, video, and photographic equipment and supplies retailing.....	58	510101	03/09	85.731	80.419	73.608	67.108	68.717
Automobiles and automobile parts retailing.....	58	6	06/09	172.053	184.418	191.664	200.276	195.512
Automobiles and automobile parts retailing.....	58	61	06/09	172.053	184.418	191.664	200.276	195.512
Automobile retailing (Partial).....	58	6101	03/09	201.029	220.198	230.975	245.194	237.566
Automobile retailing (Partial).....	58	610101	03/09	201.029	220.198	230.975	245.194	237.566
Automotive parts, including tires, retailing.....	58	6102	03/09	124.728	127.499	129.722	130.513	129.763
Automotive parts, including tires, retailing.....	58	610201	03/09	124.728	127.499	129.722	130.513	129.763
RVs, trailers, and campers retailing.....	58	8	03/09	216.554	200.272	232.283	220.578	220.336
RVs, trailers, and campers retailing.....	58	81	03/09	216.554	200.272	232.283	220.578	220.336
RVs, trailers, and campers retailing.....	58	8101	03/09	216.554	200.272	232.283	220.578	220.336
RVs, trailers, and campers retailing.....	58	810101	03/09	216.554	200.272	232.283	220.578	220.336
Sporting goods, including boats, retailing.....	58	9	03/09	133.829	127.737	129.747	131.035	132.326
Sporting goods, including boats, retailing.....	58	91	03/09	133.829	127.737	129.747	131.035	132.326
Sporting goods, including boats, retailing.....	58	9101	03/09	133.829	127.737	129.747	131.035	132.326

See footnotes at end of table.

Table 9. Producer price indexes for commodity and service groupings and individual items, not seasonally adjusted — Continued

[December 2021, Index base 1982=100, unless otherwise indicated]

Title	Commodity code		Other index base	Unadjusted index ¹				
	Group code	Item code		Aug. 2021	Sept. 2021 ^P	Oct. 2021 ^P	Nov. 2021 ^P	Dec. 2021 ^P
Sporting goods, including boats, retailing.....	58	910101	03/09	133.829	127.737	129.747	131.035	132.326
Lawn, garden, and farm equipment and supplies retailing.....	58	A	03/09	121.826	123.527	127.642	132.459	131.202
Lawn, garden, and farm equipment and supplies retailing.....	58	A1	03/09	121.826	123.527	127.642	132.459	131.202
Lawn, garden, and farm equipment and supplies retailing.....	58	A101	03/09	121.826	123.527	127.642	132.459	131.202
Lawn, garden, and farm equipment and supplies retailing.....	58	A10101	03/09	121.826	123.527	127.642	132.459	131.202
Furniture retailing.....	58	B	03/09	127.982	128.696	128.845	131.338	133.599
Furniture retailing.....	58	B1	03/09	127.982	128.696	128.845	131.338	133.599
Furniture retailing.....	58	B101	03/09	127.982	128.696	128.845	131.338	133.599
Furniture retailing.....	58	B10101	03/09	127.982	128.696	128.845	131.338	133.599
Flooring and floor coverings retailing.....	58	C	03/09	110.163	111.140	113.009	114.362	114.224
Flooring and floor coverings retailing.....	58	C1	03/09	110.163	111.140	113.009	114.362	114.224
Flooring and floor coverings retailing.....	58	C101	03/09	110.163	111.140	113.009	114.362	114.224
Flooring and floor coverings retailing.....	58	C10101	03/09	110.163	111.140	113.009	114.362	114.224
Hardware and building materials and supplies retailing.....	58	D	03/09	177.643	170.922	169.518	158.479	159.833
Hardware and building materials and supplies retailing.....	58	D1	03/09	177.643	170.922	169.518	158.479	159.833
Hardware and building materials and supplies retailing.....	58	D101	03/09	177.643	170.922	169.518	158.479	159.833
Hardware and building materials and supplies retailing.....	58	D10101	03/09	177.643	170.922	169.518	158.479	159.833
Major household appliance retailing.....	58	E	03/09	119.692	115.781	112.453	114.933	114.784
Major household appliance retailing.....	58	E1	03/09	119.692	115.781	112.453	114.933	114.784
Major household appliance retailing.....	58	E101	03/09	119.692	115.781	112.453	114.933	114.784
Major household appliance retailing.....	58	E10101	03/09	119.692	115.781	112.453	114.933	114.784
Fuels and lubricants retailing.....	58	F	06/09	220.094	229.979	215.261	231.502	261.635
Fuels and lubricants retailing.....	58	F1	06/09	220.094	229.979	215.261	231.502	261.635
Automotive fuels and lubricants retailing.....	58	F101	03/09	287.851	304.512	281.605	306.230	347.982
Automotive fuels and lubricants retailing.....	58	F10101	03/09	287.851	304.512	281.605	306.230	347.982
Household fuels retailing.....	58	F102	03/09	129.420	120.687	126.288	122.646	131.237
Household fuels retailing.....	58	F10201	03/09	129.420	120.687	126.288	122.646	131.237
Cleaning supplies and paper products retailing.....	58	G	03/09	149.702	156.657	148.453	157.105	154.416
Cleaning supplies and paper products retailing.....	58	G1	03/09	149.702	156.657	148.453	157.105	154.416
Cleaning supplies and paper products retailing.....	58	G101	03/09	149.702	156.657	148.453	157.105	154.416
Cleaning supplies and paper products retailing.....	58	G10101	03/09	149.702	156.657	148.453	157.105	154.416
Book retailing.....	58	H	03/09	132.093	133.565	133.736	133.990	134.340
Book retailing.....	58	H1	03/09	132.093	133.565	133.736	133.990	134.340
Book retailing.....	58	H101	03/09	132.093	133.565	133.736	133.990	134.340
Book retailing.....	58	H10101	03/09	132.093	133.565	133.736	133.990	134.340
Other merchandise retailing (partial).....	58	I	03/09	121.201	122.340	122.135	120.860	118.778
Other merchandise retailing (partial).....	58	I1	03/09	121.201	122.340	122.135	120.860	118.778
Other merchandise retailing (partial).....	58	I101	03/09	121.201	122.340	122.135	120.860	118.778
Other merchandise retailing (partial).....	58	I10101	03/09	121.201	122.340	122.135	120.860	118.778
Metal treatment services.....	59	—	12/84	200.008	200.961	206.269	207.913	210.323
Metal treatment services.....	59	1	12/84	200.008	200.961	206.269	207.913	210.323
Metal treatment services.....	59	11	12/84	200.008	200.961	206.269	207.913	210.323
Metal plating and polishing.....	59	1101	12/84	217.987	218.470	217.848	218.153	222.919
Metal plating and polishing.....	59	110111	12/84	217.987	218.470	217.848	218.153	222.919
Metal coating and allied services.....	59	1102	12/84	195.797	195.742	206.255	209.411	211.068
Metal coating and allied services.....	59	110222	12/84	195.797	195.742	206.255	209.411	211.068
Metal heat treating.....	59	1103	06/85	163.191	166.174	167.055	167.055	168.317
Metal heat treating.....	59	110349	06/06	129.082	131.442	132.138	132.138	133.136
Mining services.....	60	—	06/85	226.724	227.694	229.858	229.541	230.741
Mining services.....	60	1	06/85	226.724	227.694	229.858	229.541	230.741
Mining services.....	60	11	06/85	226.724	227.694	229.858	229.541	230.741
Metal mining services.....	60	1101	12/85	208.650	208.650	208.650	208.650	208.650
Metal mining services.....	60	110101	12/85	208.650	208.650	208.650	208.650	208.650
Support activities for coal mining.....	60	1102	06/85	198.997	199.871	200.836	200.842	204.197
Support activities for coal mining.....	60	110201	06/85	198.997	199.871	200.836	200.842	204.197
Drilling oil and gas wells services.....	60	1103	12/85	326.727	327.971	329.101	329.792	330.312
Drilling oil and gas wells services.....	60	110301	12/85	326.727	327.971	329.101	329.792	330.312
Support activities for oil and gas operations.....	60	1104	12/85	193.139	194.028	196.353	195.842	197.085
Support activities for oil and gas operations.....	60	110401	12/85	193.139	194.028	196.353	195.842	197.085
Nonmetallic minerals mining services.....	60	1105	06/85	140.563	140.563	140.563	140.563	140.563

See footnotes at end of table.

Table 9. Producer price indexes for commodity and service groupings and individual items, not seasonally adjusted — Continued

[December 2021, Index base 1982=100, unless otherwise indicated]

Title	Commodity code		Other index base	Unadjusted index ¹				
	Group code	Item code		Aug. 2021	Sept. 2021 ^P	Oct. 2021 ^P	Nov. 2021 ^P	Dec. 2021 ^P
Nonmetallic minerals mining services.....	60	110501	06/85	140.563	140.563	140.563	140.563	140.563
Contract work on textile products, apparel, and leather.....	61	—	06/10	123.015	123.340	123.690	124.779	125.104
Contract work on textile products and apparel.....	61	1	06/10	123.180	123.512	123.869	124.981	125.313
Contract work on textile products and apparel.....	61	11	06/10	123.180	123.512	123.869	124.981	125.313
Contract work on textile products.....	61	1102	06/87	204.678	206.090	207.608	207.827	209.221
Commission finishing of broadwoven fabrics.....	61	110201	06/87	230.458	231.660	231.774	232.059	233.367
Commission finishing of cotton broadwoven fabrics.....	61	1102011	06/08	160.102	160.048	160.150	160.175	160.374
Other commission finishing of broadwoven fabrics (excl. cotton & wool).....	61	1102012	06/08	176.744	178.544	178.610	178.999	180.704
Commission knit or knit & finishing of weft & warp knit fabric.....	61	110204	12/94	114.060	116.089	122.042	122.042	123.657
Contract work on apparel.....	61	1103	06/87	137.775	137.775	137.775	139.738	139.738
Contract work on women's, girls' and infants' apparel.....	61	11031	12/11	109.728	109.728	109.728	109.727	109.727
Contract work on women's, girls', and infants' nontailored coats, jackets, & other outerwear.....	61	110313	06/07	106.699	106.699	106.699	106.699	106.699
Contract work on women's/girls'/infants' skirts, tailored suits/coats, underwear/nightwear, etc.....	61	110314	06/07	—	—	—	107.120	—
Contract work on men's and boys' (including unisex) apparel.....	61	11032	12/11	112.825	112.825	112.825	116.818	116.818
Contract work on men's and boys' pants, work apparel, and other outerwear.....	61	110321	06/07	105.936	105.936	105.936	111.223	111.223
Contract work on men's and boys' shirts, tailored suits/coats/jackets, & underwear/nightwear.....	61	110323	06/07	136.009	136.009	136.009	136.009	136.009
Contract & commission receipts for tanning or finishing leather owned by others.....	61	2	06/11	113.896	113.896	113.896	113.896	113.896
Contract & commission receipts for tanning or finishing leather owned by others.....	61	21	06/11	113.896	113.896	113.896	113.896	113.896
Contract and commission receipts for tanning or finishing leather owned by others.....	61	2101	12/97	150.178	150.178	150.178	150.178	150.178
Contract and commission receipts for tanning or finishing leather owned by others.....	61	210101	12/97	150.178	150.178	150.178	150.178	150.178
Construction (partial).....	80	—	06/09	131.866	132.499	138.955	139.433	139.869
New nonresidential building construction.....	80	1	06/09	134.465	134.663	143.440	143.823	144.289
New nonresidential building construction.....	80	11	06/09	134.465	134.663	143.440	143.823	144.289
New warehouse building construction.....	80	1101	12/04	172.916	172.894	195.379	194.808	195.104
New warehouse building construction.....	80	110101	12/04	172.916	172.894	195.379	194.808	195.104
New school building construction.....	80	1102	12/05	180.251	180.423	190.659	190.885	190.811
New school building construction.....	80	110201	12/05	180.251	180.423	190.659	190.885	190.811
New office building construction.....	80	1103	06/06	155.137	155.275	164.047	164.529	165.697
New office building construction.....	80	110301	06/06	155.137	155.275	164.047	164.529	165.697
New industrial building construction.....	80	1104	06/07	146.453	146.777	158.108	158.897	159.766
New industrial building construction.....	80	110401	06/07	146.453	146.777	158.108	158.897	159.766
New health care building construction.....	80	1105	06/12	125.373	125.757	131.885	132.501	132.570
New health care building construction.....	80	110501	06/12	125.373	125.757	131.885	132.501	132.570
Maintenance and repair of nonresidential buildings (partial).....	80	2	04/09	129.793	131.584	132.231	132.972	133.347
Maintenance and repair of nonresidential buildings (partial).....	80	21	04/09	129.793	131.584	132.231	132.972	133.347
Maintenance and repair of nonresidential buildings (partial).....	80	2101	04/09	129.793	131.584	132.231	132.972	133.347
Maintenance and repair of nonresidential buildings (partial).....	80	210101	04/09	129.793	131.584	132.231	132.972	133.347

¹ All indexes are subject to revision for 4 months after their originally scheduled publication to incorporate late reports and corrections by survey respondents.

² Due to incomplete coverage of the services sector, some services indexes in this table reflect only a portion of their wherever-provided output. These indexes are flagged using the term "partial" at the end of their titles. For more information regarding wherever-provided services indexes, go to <https://www.bls.gov/ppi/wepnotice.htm>. This webpage includes methodology documentation, a table identifying missing coverage areas for those indexes with incomplete coverage, and a concordance table between wherever-provided services indexes and Census product codes.

p Preliminary

"—" Data not available.

Table 10. Producer price indexes and percentage changes for net output of selected industries and industry groups, not seasonally adjusted
[December 2021]

Title ¹	Index base	Industry code	Unadjusted index ²					Unadjusted 1-month percent change ²	Unadjusted 12-month percent change ²
			Aug. 2021	Sept. 2021 ^P	Oct. 2021 ^P	Nov. 2021 ^P	Dec. 2021 ^P	Nov. to Dec. ^P	Dec. 2020 to Dec. 2021 ^P
Total mining, utilities, and manufacturing industries.....	12/06	AMUM--	139.426	140.759	143.194	144.048	142.888	-0.8	15.2
Total mining industries.....	12/84	OMIN--	209.121	220.931	244.720	247.145	224.331	-9.2	37.0
Oil and gas extraction.....	12/85	211--	200.824	219.383	261.959	265.085	226.091	-14.7	74.9
Mining (except oil & gas).....	12/03	212--	260.347	265.858	260.450	264.202	260.196	-1.5	4.8
Mining support activities.....	06/09	213--	107.075	107.530	108.573	108.470	108.981	0.5	7.2
Utilities.....	12/03	221--	171.331	173.821	177.040	177.457	171.642	-3.3	17.2
Total manufacturing industries.....	12/84	OMFG--	220.114	221.858	225.428	227.002	226.286	-0.3	15.0
Food mfg.....	12/84	311--	229.188	231.881	229.334	229.536	229.283	-0.1	12.1
Beverage & tobacco mfg.....	12/03	312--	167.307	169.521	171.217	171.895	172.053	0.1	5.6
Textile mills.....	12/84	313--	149.899	152.373	155.512	157.293	159.621	1.5	17.6
Textile product mills.....	12/03	314--	145.968	147.017	148.868	150.213	150.742	0.4	8.0
Apparel manufacturing.....	12/03	315--	118.111	118.304	118.509	118.978	119.158	0.2	2.3
Leather and allied product manufacturing.....	12/84	316--	189.833	189.224	186.412	185.358	186.543	0.6	5.8
Wood product manufacturing.....	12/03	321--	185.276	180.078	183.116	185.665	194.208	4.6	19.3
Paper manufacturing.....	12/03	322--	157.838	159.794	162.621	164.584	165.446	0.5	14.7
Printing and related support activities.....	12/03	323--	126.605	127.511	128.233	132.659	133.915	0.9	9.9
Petroleum and coal products manufacturing.....	12/84	324--	318.012	321.730	347.479	349.496	328.660	-6.0	54.6
Chemical mfg.....	12/84	325--	330.525	331.344	335.554	338.340	339.882	0.5	15.7
Plastics and rubber products mfg.....	12/84	326--	221.293	224.651	228.176	231.070	234.073	1.3	20.7
Nonmetallic mineral product mfg.....	12/84	327--	239.169	240.058	241.352	242.726	244.210	0.6	9.2
Primary metal mfg.....	12/84	331--	318.700	329.468	338.961	345.303	343.832	-0.4	66.4
Fabricated metal product mfg.....	12/84	332--	237.288	240.334	244.358	248.000	250.794	1.1	20.9
Machinery mfg.....	12/03	333--	150.104	151.445	153.191	154.248	155.803	1.0	9.1
Computer & electronic product mfg.....	12/03	334--	91.628	92.174	92.396	92.623	92.925	0.3	2.8
Electrical equipment, appliance & component mfg.....	12/03	335--	164.193	166.884	169.524	171.213	173.184	1.2	14.6
Transportation equipment mfg.....	12/03	336--	129.295	129.467	130.282	130.727	131.226	0.4	3.8
Furniture & related product mfg.....	12/84	337--	232.667	235.960	236.857	238.523	240.407	0.8	11.9
Miscellaneous mfg.....	12/03	339--	131.685	131.500	131.966	132.428	132.599	0.1	2.6
Material recyclers.....	12/86	429930	505.511	488.263	492.404	515.233	493.374	-4.2	31.8
Total trade industries.....	12/06	ATRADE	158.668	158.212	159.326	159.330	160.324	0.6	12.7
Total wholesale trade industries.....	12/06	AWHLTR	167.054	164.665	165.965	165.459	166.977	0.9	12.1
Merchant wholesalers, durable goods.....	06/04	423--	179.117	177.918	180.283	179.181	181.036	1.0	15.0
Merchant wholesalers, nondurable goods.....	06/05	424--	182.877	178.122	178.214	178.645	179.781	0.6	8.4
Total retail trade industries.....	12/06	ARETTR	151.422	153.097	153.916	154.325	154.668	0.2	13.1
Motor vehicle and parts dealers.....	12/03	441--	188.823	193.635	198.043	200.654	199.699	-0.5	25.5
Furniture and home furnishings stores.....	12/03	442--	171.717	173.418	175.652	178.577	179.860	0.7	15.8
Electronics and appliance stores.....	12/03	443--	102.018	94.782	87.312	79.662	79.760	0.1	-4.2
Bldg material and garden equip and supp dealers.....	12/03	444--	204.959	198.668	198.340	189.458	191.060	0.8	10.5
Food and beverage stores.....	12/99	445--	212.065	213.347	216.470	216.180	219.298	1.4	7.4
Health and personal care stores.....	12/03	446--	148.390	148.999	149.293	148.944	148.931	0.0	-0.2
Gasoline stations.....	06/01	447--	141.949	148.916	140.559	152.187	161.853	6.4	26.9
Clothing and clothing accessories stores.....	12/03	448--	132.378	145.217	149.526	153.568	148.802	-3.1	16.4
Sporting goods hobby, book and music stores.....	12/03	451--	129.987	125.070	130.895	131.435	131.870	0.3	10.8
General merchandise stores.....	12/03	452--	131.947	133.430	134.674	135.625	136.198	0.4	12.6
Office supplies, stationery and gift stores.....	12/03	4532--	153.833	160.187	162.747	162.615	160.863	-1.1	5.8
Nonstore retailers.....	12/03	454--	188.900	184.145	185.072	182.030	182.168	0.1	7.1
Transportation and warehousing industries.....	12/06	ATRNWR	148.312	147.875	150.300	153.314	155.225	1.2	15.8
Transportation industries.....	12/06	ATRANS	142.801	141.697	144.136	147.655	149.843	1.5	17.6
Air transportation.....	12/92	481--	226.041	203.683	210.802	219.471	227.617	3.7	19.8
Rail transportation.....	12/96	482--	209.327	210.306	211.843	213.261	214.083	0.4	7.9
Water transportation.....	12/03	483--	150.948	153.608	157.702	156.337	162.012	3.6	19.1
Truck transportation.....	12/03	484--	166.080	168.535	171.752	177.401	177.936	0.3	17.8
Pipeline transportation of crude oil.....	06/86	486110	288.728	288.728	288.908	288.908	288.908	0.0	3.2
Refined petroleum product pipeline transport.....	06/86	486910	218.351	218.351	218.345	218.345	218.345	0.0	0.6
Transportation support activities.....	12/03	488--	146.389	156.658	154.877	153.953	158.184	2.7	27.7
Delivery and warehouse industries.....	12/06	ADLVWR	172.456	176.229	178.149	178.412	178.873	0.3	8.9
U.S. Postal Service.....	06/89	491--	242.176	255.319	257.916	257.916	257.916	0.0	8.3
Couriers and messengers.....	12/03	492--	258.603	258.714	260.666	263.080	262.241	-0.3	8.8
Warehousing and storage.....	12/06	493--	117.021	118.177	121.007	118.588	122.026	2.9	10.9
Services less trade, transportation, and warehousing ³	12/06	ATTDSV	129.980	130.082	129.852	130.514	130.493	0.0	4.0
Information.....	12/06	AINFO-	106.069	106.132	106.537	106.591	106.590	0.0	1.4

See footnotes at end of table.

Table 10. Producer price indexes and percentage changes for net output of selected industries and industry groups, not seasonally adjusted — Continued
 [December 2021]

Title ¹	Index base	Industry code	Unadjusted index ²					Unadjusted 1-month percent change ²	Unadjusted 12-month percent change ²
			Aug. 2021	Sept. 2021 ^p	Oct. 2021 ^p	Nov. 2021 ^p	Dec. 2021 ^p	Nov. to Dec. ^p	Dec. 2020 to Dec. 2021 ^p
Information - Continued									
Publishing industries, except Internet.....	12/03	511---	119.015	119.108	119.475	119.613	118.944	-0.6	0.7
Broadcasting, except Internet.....	12/03	515---	124.976	127.496	128.426	132.820	133.469	0.5	-0.2
Telecommunications.....	12/03	517---	102.427	102.192	102.507	102.109	102.332	0.2	1.4
Data processing and related services.....	12/03	5182--	111.731	111.581	111.779	111.773	111.791	0.0	0.5
Internet publishing and web search portals.....	12/09	519130	89.351	89.319	90.295	89.325	89.594	0.3	8.6
Selected health care industries.....									
Offices of physicians.....	12/06	ASHC--	133.772	133.895	134.057	134.203	134.394	0.1	2.6
Offices of dentists.....	12/96	6211--	142.508	142.849	142.945	143.324	143.637	0.2	4.4
Medical and diagnostic laboratories.....	06/10	6212--	122.994	123.275	123.275	123.275	123.275	0.0	1.5
Home health care services.....	12/03	6215--	103.759	103.813	103.754	103.751	103.751	0.0	-0.2
Blood and organ banks.....	12/96	6216--	150.747	150.747	151.767	151.801	151.801	0.0	1.8
Hospitals.....	06/06	621991	121.562	121.533	121.927	122.295	122.633	0.3	1.9
Nursing care facilities.....	12/92	622--	217.251	217.343	217.575	217.707	218.058	0.2	2.4
Residential developmental disability homes.....	12/03	6231--	162.413	162.346	162.646	162.919	162.853	0.0	0.8
Other selected services less trade, transportation, and warehousing industries.....	12/03	62321-	195.997	196.014	196.585	196.585	197.205	0.3	3.6
Other selected services less trade, transportation, and warehousing industries.....									
Depository credit intermediation.....	12/06	ASTDSV	134.092	134.192	133.651	134.667	134.573	-0.1	5.1
Security, commodity contracts and like activity.....	12/03	5221--	101.229	101.927	100.599	102.454	100.838	-1.6	3.1
Insurance carriers and related activities.....	12/03	523--	229.934	231.982	225.579	233.123	232.865	-0.1	13.6
Lessors of nonres bldg (exc miniwarehouse).....	12/03	524--	143.724	143.808	143.759	143.751	143.823	0.1	0.4
Lessors of miniwarehouse and self storage units.....	12/03	53112-	133.812	134.348	132.399	132.934	133.877	0.7	0.8
Offices of real estate agents and brokers.....	12/03	53113-	162.724	164.985	167.226	167.773	169.838	1.2	13.8
Real estate property managers.....	12/03	5312--	170.740	172.150	172.634	173.141	173.489	0.2	10.9
Offices of real estate appraisers.....	12/03	53131-	121.735	122.153	122.164	122.464	123.063	0.5	3.7
Automotive equipment rental and leasing.....	12/03	531320	107.085	108.666	108.162	108.943	111.054	1.9	6.6
Other heavy machinery rental and leasing.....	06/01	5321--	161.847	149.734	156.753	154.431	149.492	-3.2	21.8
Legal services.....	12/03	532412	121.534	121.642	122.282	122.335	123.043	0.6	5.1
Offices of certified public accountants.....	12/96	5411--	243.974	243.789	244.604	244.353	244.557	0.1	3.9
Other accounting services.....	12/03	541211	125.649	126.430	125.943	126.170	126.478	0.2	1.3
Architectural, engineering and related services.....	12/03	541219	146.683	146.767	147.227	147.072	147.072	0.0	6.3
Management and technical consulting services.....	12/96	5413--	175.013	175.058	175.766	175.999	175.843	-0.1	2.0
Advertising agencies.....	06/06	5416--	125.900	125.719	127.231	126.751	126.501	-0.2	18.7
Employment services.....	12/03	54181-	114.136	114.140	114.067	113.308	113.343	0.0	-0.7
Travel agencies.....	12/96	5613--	151.477	151.532	151.763	153.007	154.345	0.9	5.1
Security guards and patrol services.....	12/03	56151-	99.533	100.133	98.487	98.065	97.172	-0.9	-0.3
Janitorial services.....	12/04	561612	137.743	139.114	139.895	139.851	140.614	0.5	5.8
Waste collection.....	12/03	56172-	125.484	125.996	126.247	126.565	129.596	2.4	5.2
Amusement and theme parks.....	12/03	5621--	154.176	154.763	156.163	156.273	156.432	0.1	3.6
Golf courses and country clubs.....	06/06	71311-	188.087	184.576	191.732	198.199	200.921	1.4	9.3
Fitness and recreational sports centers.....	12/05	71391-	135.338	135.202	134.929	137.720	139.620	1.4	2.5
Accommodation.....	12/04	71394-	109.706	110.264	110.671	110.671	110.671	0.0	4.2
Commercial machinery repair and maintenance.....	12/96	721--	175.581	170.862	171.617	172.008	170.408	-0.9	13.3
	06/06	8113--	149.435	149.435	153.618	153.951	153.951	0.0	8.1

¹ Indexes in this table are derived from the net-output-weighted industry price indexes. Because of differences in coverage and aggregation methodology, they will generally not match the movements of similarly titled indexes which are derived from traditional commodity groupings.

² All indexes are subject to revision for 4 months after their originally scheduled publication to incorporate late reports and corrections by survey respondents.

³ Formerly titled "Total traditional service industries."

^p Preliminary

"-" Data not available.

Table 11. Producer price indexes for net output of selected industries and their products, not seasonally adjusted
 [December 2021]

Title ¹	Industry code	Product code	Index base	Unadjusted index ²				
				Aug. 2021	Sept. 2021 ^P	Oct. 2021 ^P	Nov. 2021 ^P	Dec. 2021 ^P
Logging.....	1133		12/81	216.154	215.876	214.912	212.377	214.359
Logging.....	11331		12/81	216.154	215.876	214.912	212.377	214.359
Logging.....	113310		12/81	216.284	216.006	215.042	212.505	214.488
Primary products.....		113310-P	12/81	224.812	224.523	223.521	220.884	222.945
Secondary products and miscellaneous receipts.....		113310-SM						
Miscellaneous receipts.....		113310-M	06/86	181.471	181.984	-	-	-
Mining								
Total mining industries.....			12/84	209.121	220.931	244.720	247.145	224.331
Oil and gas extraction.....	211		12/85	200.824	219.383	261.959	265.085	226.091
Oil and gas extraction.....	2111		12/85	200.824	219.383	261.959	265.085	226.091
Crude petroleum and natural gas extraction.....	211111		06/02	203.195	220.574	263.041	267.103	228.385
Primary products.....		211111-P	06/84	178.979	194.287	231.694	235.271	201.167
Crude petroleum.....		211111-1	06/84	201.204	210.518	240.184	244.749	203.718
Natural gas (from the wellhead).....		211111-3	06/84	139.038	157.799	197.634	199.941	175.789
Natural gas liquids extraction.....	211112		06/02	184.904	208.965	251.213	249.611	210.038
Primary products.....		211112-P	06/02	184.073	208.026	250.084	248.489	209.094
Natural gas liquids.....		211112-1	06/84	232.023	266.813	305.958	288.213	232.302
Isopentane and natural gasoline.....		211112-11	06/84	263.636	286.089	324.850	319.523	289.140
Propane.....		211112-12	06/84	249.768	296.131	337.191	311.114	229.986
Butane.....		211112-13	06/84	231.618	264.019	299.286	282.937	235.768
Plant condensate, ethane, gas mixtures, and other natural gas liquids.....		211112-14	06/96	214.326	246.831	285.864	268.985	217.118
Residue gas shipped from natural gas liquids plants.....		211112-3	06/84	148.567	163.390	210.942	225.093	199.433
Mining (except oil & gas).....	212		12/03	260.347	265.858	260.450	264.202	260.196
Coal mining.....	2121		12/85	193.280	196.769	194.745	194.974	193.737
Coal mining.....	21211		12/01	208.234	211.993	209.812	210.059	208.726
Bituminous coal and lignite surface mining.....	212111		12/01	179.702	179.843	186.201	184.198	179.881
Primary products.....		212111-P	12/01	179.517	179.630	186.597	184.007	179.812
Raw bituminous coal and lignite from surface mining operations.....		212111-1	12/01	157.052	152.674	176.620	161.997	-
Raw bituminous coal and lignite from surface operations, for use without processing.....		212111-11	12/01	271.171	260.905	301.828	276.838	-
Processed bituminous coal and lignite from surface operations.....		212111-3	12/01	186.480	187.854	190.076	190.859	186.001
Processed bituminous coal and lignite from surface operations (wet-washing or other method).....		212111-31	12/01	154.808	154.680	156.966	156.376	156.376
Processed bituminous coal and lignite (mechanically crushed, screened, or sized only).....		212111-35	12/11	119.337	120.778	122.005	123.054	118.160
Bituminous coal underground mining.....	212112		12/01	230.308	239.169	224.351	227.774	230.865
Primary products.....		212112-P	12/01	230.477	239.492	224.417	227.900	231.045
Processed bituminous coal shipped from underground operations.....		212112-3	12/01	262.746	273.023	255.838	259.808	263.393
Processed bituminous coal washed by wet-washing, pneumatic, or other methods.....		212112-31	12/01	253.064	268.878	247.351	245.636	253.920
Processed bituminous coal mechanically crushed, screened, or sized only.....		212112-32	12/01	291.936	275.239	279.785	310.523	291.544
Secondary products and miscellaneous receipts.....		212112-SM						
Anthracite mining.....	212113		12/79	305.229	307.508	307.508	321.609	335.417
Primary products.....		212113-P	12/79	298.786	298.786	298.786	313.117	327.158
Processed anthracite.....		212113-3	12/79	362.840	362.840	362.840	383.443	400.638
Secondary products and miscellaneous receipts.....		212113-SM2						
Metal ore mining.....	2122		12/84	413.666	430.759	410.051	424.527	408.363
Iron ore mining.....	21221		12/84	184.727	187.637	187.637	187.637	187.637
Iron ore mining.....	212210		12/84	184.727	187.637	187.637	187.637	187.637
Primary products.....		212210-P	12/84	189.160	192.140	192.140	192.140	192.140
Iron ore (including crude, concentrates, agglomerates and pellets).....		212210-0	12/97	196.105	199.194	199.194	199.194	199.194
Copper, nickel, lead & zinc mining.....	21223		06/88	459.495	465.996	435.679	471.982	434.892
Copper, nickel, lead and zinc mining.....	212230		06/88	473.245	479.931	448.746	486.097	447.941
Primary products.....		212230-P	12/03	422.406	429.351	397.587	434.704	396.343
Secondary products and miscellaneous receipts.....		212230-SM						
Other metal ore mining.....	21229		12/85	852.912	1,014.019	898.446	-	-
Other metal ore mining.....	212290		12/85	2,815.562	3,346.975	2,965.754	-	-
Primary products.....		212290-P	12/03	2,173.372	2,590.394	2,291.234	-	-
Other metal ores, including uranium.....		212290-1	12/03	2,173.372	2,590.394	2,291.234	-	-
Secondary products and miscellaneous receipts.....		212290-SM2						
Nonmetallic mineral mining & quarrying.....	2123		12/84	309.483	309.785	310.487	311.890	312.675

See footnotes at end of table.

Table 11. Producer price indexes for net output of selected industries and their products, not seasonally adjusted — Continued
[December 2021]

Title ¹	Industry code	Product code	Index base	Unadjusted index ²				
				Aug. 2021	Sept. 2021 ^P	Oct. 2021 ^P	Nov. 2021 ^P	Dec. 2021 ^P
Stone mining & quarrying.....	21231		12/84	340.996	341.201	339.901	341.021	340.457
Dimension stone mining and quarrying.....	212311		06/85	265.554	265.554	265.554	265.554	265.554
Primary products.....		212311-P	06/85	251.943	251.943	251.943	251.943	251.943
Dimension stone.....		212311-0	06/85	251.943	251.943	251.943	251.943	251.943
Secondary products and miscellaneous receipts.....		212311-SM						
Crushed and broken limestone mining.....	212312		12/83	345.213	345.351	344.234	345.765	345.640
Primary products.....		212312-P	12/83	351.152	351.299	350.111	351.739	351.429
Crushed and broken limestone.....		212312-0	12/83	351.152	351.299	350.111	351.739	351.429
Secondary products and miscellaneous receipts.....		212312-SM						
Crushed and broken granite mining.....	212313		12/83	452.934	451.959	452.602	452.602	450.160
Primary products.....		212313-P	12/83	456.416	455.407	456.072	456.072	449.638
Crushed and broken granite.....		212313-0	12/83	456.416	455.407	456.072	456.072	449.638
Secondary products and miscellaneous receipts.....		212313-SM						
Other crushed and broken stone mining.....	212319		12/83	299.449	300.812	296.910	297.542	296.310
Primary products.....		212319-P	12/83	304.931	303.346	301.259	301.349	301.230
Bituminous limestone and sandstone, and other crushed and broken stone.....		212319-0	12/83	304.931	303.346	301.259	301.349	301.230
Secondary products and miscellaneous receipts.....		212319-SM						
Sand/gravel/clay/refractory minerals mining.....	21232		12/03	202.291	202.423	203.700	203.782	204.599
Construction sand and gravel mining.....	212321		06/82	419.185	419.267	422.911	423.630	424.458
Primary products.....		212321-P	06/82	427.709	427.637	431.360	431.690	432.498
Construction sand and gravel (run of pit/bank, washed, screened, etc).....		212321-0	06/82	427.709	427.637	431.360	431.690	432.498
Construction sand and gravel, Midwest.....		212321-02	12/12	155.816	156.299	160.062	160.296	160.296
Construction sand and gravel, West.....		212321-04	12/12	151.386	151.014	151.181	151.261	151.838
Secondary products and miscellaneous receipts.....		212321-SM						
Miscellaneous receipts.....		212321-M	06/82	413.081	413.081	413.081	413.081	413.081
Industrial sand mining.....	212322		06/82	277.412	277.056	277.056	277.056	277.056
Primary products.....		212322-P	06/82	281.127	280.766	280.766	280.766	280.766
Other industrial sand.....		212322-9	06/82	165.991	165.491	165.491	165.491	165.491
All other industrial sand.....		212322-92	12/12	151.351	150.895	150.895	150.895	150.895
Kaolin and ball clay mining.....	212324		06/84	231.883	231.883	231.883	231.883	231.883
Primary products.....		212324-P	06/84	229.989	229.989	229.989	229.989	229.989
Kaolin and ball clay.....		212324-0	06/84	229.989	229.989	229.989	229.989	229.989
Clay, ceramic, and refractory minerals mining.....	212325		06/84	218.713	220.917	222.361	220.080	228.298
Primary products.....		212325-P	06/84	223.206	225.480	226.952	224.554	232.990
Bentonite.....		212325-5	06/84	185.028	186.881	187.122	187.122	187.122
Secondary products and miscellaneous receipts.....		212325-SM						
Other nonmetallic mineral mining & quarrying.....	21239		12/84	242.677	243.256	245.820	249.298	251.799
Potash, soda, and borate mineral mining.....	212391		12/84	292.347	294.601	300.655	305.255	311.648
Primary products.....		212391-P	12/84	292.284	294.546	300.618	305.186	311.609
Sodium carbonate and sulfate.....		212391-3	12/84	205.097	203.058	207.953	206.846	214.935
Secondary products and miscellaneous receipts.....		212391-SM1						
Other chemical and fertilizer mineral mining.....	212393		12/89	208.425	208.373	209.320	212.846	208.925
Primary products.....		212393-P	12/89	202.825	202.774	203.716	207.225	203.323
Rock salt.....		212393-3	12/84	399.857	399.750	401.704	408.982	401.279
Secondary products and miscellaneous receipts.....		212393-SM						
All other nonmetallic mineral mining.....	212399		06/85	321.614	318.687	315.281	318.143	318.951
Primary products.....		212399-P	06/85	326.486	323.515	320.058	322.963	323.783
All other nonmetallic minerals.....		212399-A	06/85	326.486	323.515	320.058	322.963	323.783
Mining support activities.....	213		06/09	107.075	107.530	108.573	108.470	108.981
Mining support activities.....	2131		06/09	107.075	107.530	108.573	108.470	108.981
Mining support activities.....	21311		06/09	107.075	107.530	108.573	108.470	108.981
Drilling oil and gas wells.....	213111		12/85	324.013	325.247	326.367	327.052	327.568
Primary services.....		213111-P	12/85	321.812	323.037	324.150	324.831	325.343
Oil and gas well directional drilling control.....		213111-03	12/03	109.240	111.527	111.744	112.330	113.626
Drilling oil and gas wells, including drilling in, spudding in or tailing in.....		213111-04	12/85	310.078	310.819	312.006	312.658	312.658
Reworking oil and gas wells.....		213111-05	12/92	372.802	372.802	373.710	373.710	374.957
Support activities for oil and gas operations.....	213112		12/85	188.966	189.825	192.121	191.748	192.817
Primary services.....		213112-P	12/85	191.117	192.007	194.254	193.754	194.885
Oil and gas field support services.....		213112-0	12/85	191.117	192.007	194.254	193.754	194.885
Secondary products and miscellaneous receipts.....		213112-SM						
Support activities for coal mining.....	213113		06/85	197.240	198.106	199.063	199.069	202.394
Primary services.....		213113-P	06/85	198.945	199.819	200.783	200.790	204.144

See footnotes at end of table.

Table 11. Producer price indexes for net output of selected industries and their products, not seasonally adjusted — Continued
 [December 2021]

Title ¹	Industry code	Product code	Index base	Unadjusted index ²				
				Aug. 2021	Sept. 2021 ^P	Oct. 2021 ^P	Nov. 2021 ^P	Dec. 2021 ^P
Support activities for coal mining - Continued								
Coal mining services.....		213113-0	06/85	198.945	199.819	200.783	200.790	204.144
Support activities for metal mining.....	213114		12/85	206.385	206.385	206.385	206.385	206.385
Primary services.....		213114-P	12/85	208.792	208.792	208.792	208.792	208.792
Metal mining services.....		213114-0	12/85	208.792	208.792	208.792	208.792	208.792
Support activities for nonmetallic minerals (except fuels) mining.....	213115		06/85	146.044	146.044	146.044	146.044	146.044
Primary services.....		213115-P	06/85	140.563	140.563	140.563	140.563	140.563
Nonmetallic minerals (except fuels) mining support activity.....		213115-0	06/85	140.563	140.563	140.563	140.563	140.563
Utilities.....	221		12/03	171.331	173.821	177.040	177.457	171.642
Electric power generation, transmission, and distribution.....	2211		12/03	172.716	174.881	175.134	171.213	164.887
Electric power generation.....	22111		12/03	181.208	187.206	191.464	178.958	160.910
Electric power generation.....	221110		12/03	181.188	187.185	191.443	178.939	160.894
Primary products.....		221110-P	12/03	184.724	191.069	194.655	181.696	162.541
Utilities.....		221110-4	12/03	181.442	183.238	202.074	187.436	169.601
Non-utilities.....		221110-5	12/03	171.407	181.896	169.336	159.293	140.502
Secondary products and miscellaneous receipts.....		221110-SM						
Electric power transmission, control, and distribution.....	22112		12/03	167.368	167.917	166.497	166.184	164.800
Electric bulk power transmission and control.....	221121		12/03	193.253	194.182	194.770	196.944	197.156
Primary products.....		221121-P	12/03	193.692	194.623	195.211	197.391	197.604
Electric bulk power transmission and control.....		221121-3	12/03	193.692	194.623	195.211	197.391	197.604
Electric power distribution.....	221122		12/03	166.524	167.061	165.568	165.160	163.709
Primary products.....		221122-P	12/90	199.251	198.921	192.587	190.883	191.117
Residential electric power.....		221122-41	12/90	194.749	194.071	189.470	188.141	189.437
New England.....		221122-411	12/90	166.366	166.366	171.995	171.995	171.995
Middle Atlantic.....		221122-412	12/90	158.197	159.732	158.118	154.704	162.044
East North Central.....		221122-413	12/90	199.880	199.473	185.785	186.545	185.840
West North Central.....		221122-414	12/90	172.762	169.488	151.838	151.757	150.574
South Atlantic.....		221122-415	12/90	179.261	183.055	175.375	174.875	175.933
East South Central.....		221122-416	12/90	212.309	211.342	206.995	209.446	212.919
West South Central.....		221122-417	12/90	216.559	206.568	202.991	197.016	196.132
Mountain.....		221122-418	12/90	164.616	162.132	162.837	157.586	157.480
Pacific.....		221122-419	12/90	255.650	255.659	263.850	265.045	265.337
Commercial electric power.....		221122-42	12/90	193.594	194.752	186.412	184.323	183.589
New England.....		221122-421	12/90	212.481	212.481	211.006	211.006	211.006
Middle Atlantic.....		221122-422	12/90	162.005	163.446	156.771	152.857	166.728
East North Central.....		221122-423	12/90	184.225	185.539	174.663	176.425	174.462
West North Central.....		221122-424	12/90	162.247	157.347	145.356	144.874	141.346
South Atlantic.....		221122-425	12/90	145.456	148.891	147.485	147.518	148.703
East South Central.....		221122-426	12/90	190.643	191.650	188.103	184.547	190.547
West South Central.....		221122-427	12/90	211.912	216.215	207.370	198.310	196.971
Mountain.....		221122-428	12/90	137.977	134.881	136.335	133.080	133.555
Pacific.....		221122-429	12/90	317.085	317.110	289.046	287.911	257.701
Industrial electric power.....		221122-43	12/90	222.615	219.972	213.373	211.494	210.959
New England.....		221122-431	12/90	123.954	123.468	129.233	134.149	144.382
Middle Atlantic.....		221122-432	12/90	172.116	181.294	189.569	186.110	196.701
East North Central.....		221122-433	12/90	317.919	306.505	283.814	286.959	282.921
West North Central.....		221122-434	12/90	197.971	186.171	170.142	163.371	163.161
South Atlantic.....		221122-435	12/90	144.346	147.605	146.959	147.290	148.561
East South Central.....		221122-436	12/90	179.295	182.530	176.889	176.027	178.864
West South Central.....		221122-437	12/90	253.277	253.723	243.764	244.795	244.590
Mountain.....		221122-438	12/90	185.416	167.648	192.854	179.581	179.822
Pacific.....		221122-439	12/90	285.008	285.038	253.065	249.404	227.060
Transportation electric power.....		221122-45	12/10	122.235	120.135	117.873	117.556	118.331
Secondary products and miscellaneous receipts.....		221122-SM						
Miscellaneous receipts.....		221122-M	12/90	187.907	187.816	187.782	187.899	187.546
Natural gas distribution.....	2212		12/03	145.681	149.169	163.677	181.111	178.024
Natural gas distribution.....	22121		12/03	145.681	149.169	163.677	181.111	178.024
Natural gas distribution.....	221210		12/03	145.629	149.119	163.629	181.071	177.982
Primary products.....		221210-P	12/90	238.645	244.750	269.458	299.907	294.478
Natural gas to ultimate consumers.....		221210-11	12/90	235.365	242.292	269.922	304.695	298.286
Residential natural gas.....		221210-112	12/90	244.820	248.819	258.480	264.930	265.343
New England residential natural gas.....		221210-1121	06/12	121.909	125.563	127.923	155.890	158.908
Middle Atlantic residential natural gas.....		221210-1122	06/12	131.009	132.933	136.606	136.533	139.571
East North Central residential natural gas.....		221210-1123	06/12	147.674	148.976	150.206	152.714	148.035

See footnotes at end of table.

Table 11. Producer price indexes for net output of selected industries and their products, not seasonally adjusted — Continued
 [December 2021]

Title ¹	Industry code	Product code	Index base	Unadjusted index ²				
				Aug. 2021	Sept. 2021 ^P	Oct. 2021 ^P	Nov. 2021 ^P	Dec. 2021 ^P
Natural gas distribution - Continued								
West North Central residential natural gas.....		221210-1124	06/12	125.192	135.058	144.087	142.489	147.046
South Atlantic residential natural gas.....		221210-1125	06/12	121.961	122.054	131.390	132.552	131.486
East South Central residential natural gas.....		221210-1126	06/12	114.849	117.628	118.926	128.219	132.108
West South Central residential natural gas.....		221210-1127	06/12	169.052	169.181	176.951	186.275	182.441
Mountain residential natural gas.....		221210-1128	06/12	135.494	136.052	144.418	148.925	149.737
Pacific residential natural gas.....		221210-1129	06/12	143.563	146.620	156.084	157.169	159.831
Commercial natural gas.....		221210-113	12/90	232.380	238.405	254.646	267.112	265.961
New England commercial natural gas.....		221210-1131	06/12	117.268	121.382	126.073	159.738	163.461
Middle Atlantic commercial natural gas.....		221210-1132	06/12	118.962	122.535	127.616	127.874	129.078
East North Central commercial natural gas.....		221210-1133	06/12	146.723	146.533	151.981	157.792	153.226
West North Central commercial natural gas.....		221210-1134	06/12	128.455	146.622	160.649	156.584	156.614
South Atlantic commercial natural gas.....		221210-1135	06/12	121.032	118.943	130.167	132.913	128.217
East South Central commercial natural gas.....		221210-1136	06/12	117.618	120.632	125.364	131.734	132.532
West South Central commercial natural gas.....		221210-1137	06/12	180.792	181.972	193.089	214.232	207.526
Mountain commercial natural gas.....		221210-1138	06/12	131.705	132.288	142.483	148.030	148.786
Pacific commercial natural gas.....		221210-1139	06/12	138.566	148.004	168.403	180.404	188.010
Industrial natural gas.....		221210-114	12/90	191.331	196.048	222.204	231.213	227.659
New England industrial natural gas.....		221210-1141	09/16	110.293	116.112	124.080	162.420	167.482
Middle Atlantic industrial natural gas.....		221210-1142	09/16	126.018	129.650	159.062	160.063	158.056
East North Central industrial natural gas.....		221210-1143	06/12	158.622	160.071	164.874	170.302	167.218
West North Central industrial natural gas.....		221210-1144	06/12	129.060	138.226	149.133	147.801	157.667
South Atlantic industrial natural gas.....		221210-1145	09/16	129.837	131.145	144.827	148.104	149.628
East South Central industrial natural gas.....		221210-1146	09/16	117.534	121.433	125.334	140.910	144.500
West South Central industrial natural gas.....		221210-1147	09/16	136.580	141.655	184.738	190.941	175.956
Mountain industrial natural gas.....		221210-1148	09/16	115.922	116.763	118.861	128.104	128.920
Pacific industrial natural gas.....		221210-1149	09/16	104.248	103.867	110.929	116.183	120.903
To electric power.....		221210-115	12/90	198.549	208.084	254.210	324.117	309.457
Delivered to ultimate consumers for the account of others (transportation only).....		221210-12	12/90	227.420	228.285	234.007	237.100	237.690
Industrial consumer.....		221210-122	12/90	214.126	214.296	213.082	215.246	215.695
Other consumers.....		221210-123	12/90	473.239	475.894	496.570	504.001	505.371
Secondary products and miscellaneous receipts.....		221210-SM						
Miscellaneous receipts.....		221210-M	12/90	190.816	191.108	191.880	195.002	195.402
Construction industries								
New industrial building construction.....	236211		06/07	146.109	146.433	157.724	158.514	159.384
Primary products.....		236211-P	06/07	146.109	146.433	157.724	158.514	159.384
New warehouse building construction.....	236221		12/04	173.017	172.998	195.694	195.107	195.396
Primary products.....		236221-P	12/04	173.017	172.998	195.694	195.107	195.396
New school building construction.....	236222		12/05	180.279	180.448	190.678	190.904	190.828
Primary products.....		236222-P	12/05	180.279	180.448	190.678	190.904	190.828
New office building construction.....	236223		06/06	157.084	157.570	165.562	166.098	167.160
Primary products.....		236223-P	06/06	157.084	157.570	165.562	166.098	167.160
New health care building construction.....	236224		06/12	125.369	125.754	131.881	132.496	132.565
Primary products.....		236224-P	06/12	125.369	125.754	131.881	132.496	132.565
Concrete contractors, nonresidential building work.....	23811X		12/07	145.219	145.919	161.460	161.570	161.957
Primary products.....		23811X-P	12/07	145.219	145.919	161.460	161.570	161.957
Roofing contractors, nonresidential building work.....	23816X		12/07	151.509	152.751	155.560	156.298	157.262
Primary products.....		23816X-P	12/07	151.509	152.751	155.560	156.298	157.262
Electrical contractors, nonresidential building work.....	23821X		12/07	138.877	138.124	143.171	143.970	144.042
Primary products.....		23821X-P	12/07	138.877	138.124	143.171	143.970	144.042
Plumbing, heating and air-conditioning contractors, nonresidential building work.....	23822X		12/07	144.137	146.901	147.820	149.064	149.886
Primary products.....		23822X-P	12/07	144.137	146.901	147.820	149.064	149.886
Manufacturing								
Total manufacturing industries.....			12/84	220.114	221.858	225.428	227.002	226.286
Food mfg.....	311		12/84	229.188	231.881	229.334	229.536	229.283
Animal food mfg.....	3111		12/03	190.863	190.588	190.088	191.283	193.843
Animal food mfg.....	31111		12/03	191.962	191.685	191.182	192.384	194.959
Dog and cat food manufacturing.....	311111		12/85	243.749	243.775	243.800	244.052	245.718
Primary products.....		311111-P	12/85	247.342	247.342	247.342	247.636	248.469
Dog food.....		311111-1	12/85	261.524	261.524	261.524	261.849	262.790
Canned dog food.....		311111-11	12/98	178.686	178.686	178.686	178.686	178.686
Dry and semi moist dog food.....		311111-14	12/11	124.404	124.404	124.404	124.620	125.246
Cat food.....		311111-4	12/85	224.396	224.396	224.396	224.629	225.247

See footnotes at end of table.

Table 11. Producer price indexes for net output of selected industries and their products, not seasonally adjusted — Continued
 [December 2021]

Title ¹	Industry code	Product code	Index base	Unadjusted index ²				
				Aug. 2021	Sept. 2021 ^P	Oct. 2021 ^P	Nov. 2021 ^P	Dec. 2021 ^P
Dog and cat food manufacturing - Continued								
Canned cat food.....		311111-44	12/11	132.592	132.592	132.592	132.592	132.592
Dry and semi moist cat food.....		311111-45	12/98	191.658	191.658	191.658	192.175	193.546
Secondary products and miscellaneous receipts.....		311111-SM						
Miscellaneous receipts.....		311111-M1	12/10	132.862	132.862	132.862	132.862	136.973
Other animal food manufacturing.....	311119		12/80	220.152	219.590	218.585	220.780	224.758
Primary products.....		311119-P	12/80	215.573	214.686	213.475	215.809	219.768
Complete swine feed, supplements, concentrates, and premixes.....		311119-B	12/11	131.148	135.236	136.489	139.953	144.401
Complete beef cattle feed, supplements, concentrates, and premixes.....		311119-H	12/11	114.610	117.806	117.837	119.322	121.236
Poultry, exc. chicken and turkey, and livestock, exc. cattle and swine, feed.....		311119-N	12/80	305.020	308.020	309.316	317.144	319.365
Pet (excluding dog and cat), laboratory, and fur animal feed.....		311119-R	06/91	219.890	223.128	225.542	226.709	230.975
Chicken and turkey feed, supplements, concentrates, and premixes.....		311119-I	12/80	181.113	176.918	171.776	172.566	175.707
Complete dairy cattle feed, supplements, concentrates, and premixes.....		311119-5	12/11	113.626	112.117	114.022	115.481	117.290
Other prepared animal feeds, including feeding materials and adjuncts.....		311119-9	12/80	276.497	270.045	267.556	266.319	270.401
Secondary products and miscellaneous receipts.....		311119-SM						
Miscellaneous receipts.....		311119-M	12/80	238.149	243.301	245.241	244.813	246.454
Secondary products.....		311119-S	12/80	320.706	320.513	324.545	325.297	340.059
Grain & oilseed milling.....	3112		12/03	172.507	171.344	174.203	174.905	173.394
Flour milling & malt mfg.....	31121		12/03	186.530	186.899	193.640	196.094	196.537
Flour milling.....	311211		06/83	221.793	221.657	231.666	235.154	235.769
Primary products.....		311211-P	06/83	225.032	225.397	234.814	238.364	238.690
Prepared flour mixes, including refrigerated and frozen doughs and batters, made in flour mills.....		311211-A	06/83	211.364	218.376	219.096	219.356	219.480
Wheat flour (except flour mixes), made in flour mills.....		311211-1	06/83	247.589	247.619	257.586	262.733	261.748
Wheat mill products, except flour.....		311211-4	06/83	125.253	125.836	134.673	133.067	134.634
Corn mill products.....		311211-7	06/83	182.496	180.503	186.161	187.229	188.802
Other grain mill products.....		311211-9	06/83	282.923	285.458	313.129	316.397	328.636
Secondary products and miscellaneous receipts.....		311211-SM						
Miscellaneous receipts.....		311211-M	06/92	170.964	155.779	169.970	173.920	175.984
Rice milling.....	311212		06/84	193.429	195.780	197.556	199.019	199.525
Primary products.....		311212-P	06/84	192.630	195.055	196.763	198.227	198.730
Milled rice and byproducts.....		311212-0	12/03	185.500	187.836	189.481	190.890	191.375
Milled rice (incl second heads, screenings, brewers, bran, sharps, rice flour, and byproducts).....		311212-04	06/03	224.841	223.960	224.734	227.224	227.482
Head rice not packaged with other ingredients.....		311212-06	12/11	107.033	108.863	109.959	110.676	110.903
Secondary products and miscellaneous receipts.....		311212-SM						
Malt manufacturing.....	311213		06/85	164.025	163.961	166.758	166.901	166.322
Primary products.....		311213-P	06/85	163.801	163.732	163.768	163.921	163.303
Malt and malt byproducts.....		311213-0	06/85	163.801	163.732	163.768	163.921	163.303
Secondary products and miscellaneous receipts.....		311213-SM1						
Starch & vegetable fats & oils mfg.....	31122		12/03	177.549	175.359	177.487	177.779	174.632
Wet corn milling.....	311221		06/85	212.295	217.156	216.265	212.792	214.433
Primary products.....		311221-P	06/85	225.011	231.357	229.987	219.637	219.457
Wet process corn byproducts.....		311221-A	06/85	254.096	246.156	239.390	236.747	226.427
Corn sweeteners, made by wet milling.....		311221-1	06/85	205.782	219.128	218.360	197.809	201.247
Manufactured starch, made by wet milling.....		311221-4	06/85	249.360	253.757	264.154	250.191	248.923
Secondary products and miscellaneous receipts.....		311221-SM						
Soybean and other oilseed processing.....	311224		12/11	109.679	106.056	106.386	106.880	105.023
Primary products.....		311224-P	12/11	103.233	99.560	98.638	99.219	97.341
Cottonseed cake, meal, hulls, and other byproducts.....		311224-B	06/85	490.098	487.055	498.299	510.171	527.555
Cottonseed cake and meal.....		311224-B1	12/11	96.590	95.064	98.155	101.529	106.171
Soybean oil.....		311224-3	12/79	255.963	237.308	235.275	234.343	218.022
Crude soybean oil, degummed, made from soybeans crushed in the same establishment.....		311224-31	05/88	190.338	186.216	184.000	186.091	184.476
Soybean oil, all other types.....		311224-32	12/03	339.901	308.064	305.873	302.618	273.318
Soybean cake, meal, and other byproducts.....		311224-4	12/79	125.107	123.630	122.508	122.675	123.506
Soybean cake and meal.....		311224-41	12/09	87.172	86.488	84.934	85.020	86.397
Other soybean products, including isolates and concentrates.....		311224-42	12/09	156.599	147.328	162.542	163.402	147.287
Cotton linters.....		311224-7	06/85	92.838	100.478	102.132	103.964	122.495
Other crude and refined vegetable oils and other vegetable mill products.....		311224-9	12/11	177.566	177.525	173.679	186.001	193.933
Other crude vegetable oils, including linseed, peanut, sunflower, safflower, etc.....		311224-91	01/99	338.058	341.069	332.075	363.851	383.449
Other vegetable oil mill products, including all oil seed cake and meal.....		311224-93	12/85	301.023	298.099	295.728	293.074	291.188
Secondary products and miscellaneous receipts.....		311224-SM						
Miscellaneous products.....		311224-M	12/11	98.199	100.613	92.971	83.586	87.742
Fats and oils refining and blending.....	311225		12/81	339.620	338.590	350.757	354.100	341.117

See footnotes at end of table.

Table 11. Producer price indexes for net output of selected industries and their products, not seasonally adjusted — Continued
[December 2021]

Title ¹	Industry code	Product code	Index base	Unadjusted index ²				
				Aug. 2021	Sept. 2021 ^P	Oct. 2021 ^P	Nov. 2021 ^P	Dec. 2021 ^P
Fats and oils refining and blending - Continued								
Primary products.....		311225-P	12/81	367.668	365.194	380.335	383.772	367.997
Shortening and cooking oils.....		311225-2	12/81	355.409	352.653	368.444	371.654	354.465
Margarine, butter blends, and butter substitutes.....		311225-4	02/04	134.422	134.641	136.623	138.225	138.430
Secondary products and miscellaneous receipts.....		311225-SM						
Secondary products.....		311225-S	02/04	136.063	141.445	138.762	141.629	141.548
Breakfast cereal manufacturing.....	31123		12/03	138.937	138.937	138.925	138.867	140.473
Breakfast cereal manufacturing.....	311230		12/83	231.100	231.100	231.080	230.983	233.654
Primary products.....		311230-P	12/83	244.377	244.377	244.352	244.233	244.255
Breakfast cereal.....		311230-1	12/83	243.122	243.122	243.097	242.979	243.001
Secondary products and miscellaneous receipts.....		311230-SM						
Sugar & confectionery product mfg.....	3113		12/84	215.629	216.722	219.380	221.696	223.095
Sugar mfg.....	31131		12/03	159.294	159.705	161.794	162.388	165.429
Beet sugar manufacturing.....	311313		06/82	162.716	163.344	163.958	163.452	168.900
Primary products.....		311313-P	06/82	166.046	166.701	167.757	167.229	172.498
Beet sugar.....		311313-0	06/82	168.828	169.494	170.567	170.030	175.388
Secondary products and miscellaneous receipts.....		311313-SM1						
Cane sugar manufacturing.....	311314		12/11	98.619	98.791	100.675	101.472	102.450
Primary products.....		311314-P	12/11	98.670	98.776	100.637	101.465	102.512
Raw cane sugar and sugarcane mill products and byproducts.....		311314-1	06/82	171.871	171.701	180.266	181.584	184.239
Refined granulated cane sugar and byproducts.....		311314-3	06/82	221.966	222.494	222.313	224.280	225.954
Secondary products and miscellaneous receipts.....		311314-SM						
Nonchocolate confectionery mfg.....	31134		12/03	156.437	157.912	159.441	163.031	163.961
Nonchocolate confectionery manufacturing.....	311340		12/03	156.391	157.865	159.393	162.982	163.912
Primary products.....		311340-P	12/03	157.143	158.829	160.532	164.270	164.986
Nonchocolate-type confectioneries, made and packaged for shipment.....		311340-1	06/83	236.232	239.881	242.017	245.193	246.465
Other confectionery-type products.....		311340-7	06/91	197.760	197.974	199.241	200.588	204.322
Secondary products and miscellaneous receipts.....		311340-SM						
Secondary products.....		311340-S	12/03	166.061	166.296	166.877	168.578	171.412
Chocolate and confectionery manufacturing.....	31135		12/11	107.880	108.347	109.806	110.735	110.601
Chocolate and confectionery mfg. from cacao.....	311351		12/11	118.167	118.659	120.132	121.161	120.182
Primary products.....		311351-P	12/11	115.820	116.366	117.999	119.141	118.055
Chocolate/chocolate-type confectionery prods., cacao beans.....		311351-4	12/11	120.949	121.365	121.365	121.365	121.365
Other chocolate and cocoa products, made from cacao beans.....		311351-7	12/11	110.413	111.041	108.997	111.641	109.398
Secondary products and miscellaneous receipts.....		311351-SM1						
Confectionery mfg. from purchased chocolate.....	311352		12/11	103.472	103.928	105.389	106.278	106.504
Primary products.....		311352-P	12/11	103.602	104.035	105.706	106.633	106.745
Chocolate/confectionery products, made from purchased chocolate, not retailed...		311352-1	12/11	102.454	102.459	104.263	105.248	105.367
Chocolate/confectionery products, made from purchased chocolate, retailed.....		311352-2	12/11	123.292	130.658	130.198	130.198	130.198
Secondary products and miscellaneous receipts.....		311352-SM						
Miscellaneous receipts.....		311352-M	12/11	125.537	126.845	126.845	126.845	126.845
Secondary products.....		311352-S	12/11	-	-	-	95.986	97.123
Fruit & vegetable preserving & specialty food mfg.....	3114		12/84	197.892	198.765	199.935	200.363	202.149
Frozen food manufacturing.....	31141		12/03	140.738	140.712	141.383	142.055	142.797
Frozen fruit and vegetable manufacturing.....	311411		06/81	261.042	264.316	265.583	266.509	268.117
Primary products.....		311411-P	06/81	235.118	237.574	240.157	241.759	242.928
Frozen fruits, juices, ades, drinks, and cocktails.....		311411-1	06/81	215.977	220.026	228.512	231.017	231.672
Frozen fruits.....		311411-11	12/90	275.356	284.818	304.655	307.383	307.087
Frozen vegetables.....		311411-4	06/81	250.921	252.929	253.596	254.952	256.343
Frozen vegetables, other than potato products.....		311411-47	12/11	120.311	121.578	121.678	122.654	124.427
Frozen potato products (French-fried, patties, puffs, etc.).....		311411-48	12/11	109.541	110.201	110.649	111.009	110.826
Secondary products and miscellaneous receipts.....		311411-SM						
Miscellaneous receipts.....		311411-M	06/97	298.771	312.420	289.104	273.561	281.553
Frozen specialty food manufacturing.....	311412		12/82	166.220	164.489	165.298	166.279	167.031
Primary products.....		311412-P	12/82	169.576	167.483	168.109	169.375	170.146
Frozen dinners (beef, pork, and poultry pies) and nationality foods, incl. frozen pizza.....		311412-1	12/82	158.908	156.011	157.319	158.382	159.247
Other frozen specialties, incl. all whipped topping, waffles, soups, etc., excluding seafood.....		311412-4	06/91	161.603	164.406	161.308	163.148	163.148
Secondary products and miscellaneous receipts.....		311412-SM						
Secondary products.....		311412-S	12/82	147.687	153.600	159.505	154.176	155.024
Fruit & vegetable canning, pickling & drying.....	31142		12/03	154.602	155.766	156.801	156.866	158.656
Fruit and vegetable canning.....	311421		06/81	223.595	226.606	228.956	229.056	232.332

See footnotes at end of table.

Table 11. Producer price indexes for net output of selected industries and their products, not seasonally adjusted — Continued
 [December 2021]

Title ¹	Industry code	Product code	Index base	Unadjusted index ²				
				Aug. 2021	Sept. 2021 ^P	Oct. 2021 ^P	Nov. 2021 ^P	Dec. 2021 ^P
Fruit and vegetable canning - Continued								
Primary products.....		311421-P	06/81	224.126	227.113	229.680	229.640	232.922
Canned catsup and other tomato based sauces.....		311421-D	06/81	184.905	188.472	192.914	192.278	195.454
Canned jams, jellies, and preserves.....		311421-G	06/81	218.435	218.379	218.506	237.761	237.775
Canned and fresh fruit juices, nectars, and concentrates.....		311421-K	12/11	111.640	112.926	113.749	113.188	113.786
Pickles and other pickled products, including horseradish.....		311421-Q	06/81	270.560	270.630	270.954	270.954	291.595
Canned fruits, excluding baby foods.....		311421-I	06/81	262.484	265.535	268.536	267.239	268.919
Canned vegetables.....		311421-5	06/81	231.557	236.644	236.238	237.593	239.498
Secondary products and miscellaneous receipts.....		311421-SM						
Miscellaneous receipts.....		311421-M	06/81	137.211	130.725	133.316	131.142	130.190
Secondary products.....		311421-S	06/81	255.051	263.220	262.429	265.595	270.887
Specialty canning.....	311422		12/82	257.520	257.922	259.152	258.525	260.472
Primary products.....		311422-P	12/82	269.112	269.705	271.520	270.594	273.467
Canned baby foods and other canned specialty/nationality foods.....		311422-5	06/08	116.105	118.522	119.480	119.546	120.489
Canned soups and stews, excluding frozen and seafood.....		311422-6	12/82	350.771	350.354	352.726	350.865	355.918
Canned dry beans.....		311422-7	12/82	174.792	174.792	175.768	175.750	175.750
Secondary products and miscellaneous receipts.....		311422-SM						
Secondary products.....		311422-S	12/82	208.613	208.613	208.613	208.613	208.613
Dried and dehydrated food manufacturing.....	311423		12/82	258.071	257.059	256.189	257.289	259.038
Primary products.....		311423-P	12/82	272.545	271.241	270.142	270.299	270.410
Dried and dehydrated fruits and vegetables, incl. freeze-dried.....		311423-5	12/82	258.946	257.111	255.993	256.154	256.266
Secondary products and miscellaneous receipts.....		311423-SM						
Dairy product mfg.....	3115		12/84	209.628	210.635	213.017	215.692	219.962
Dairy product (except frozen) mfg.....	31151		12/03	149.958	150.542	152.315	154.311	157.611
Fluid milk manufacturing.....	311511		12/82	250.637	250.855	253.055	257.964	263.847
Primary products.....		311511-P	12/82	233.111	232.705	235.228	240.383	246.225
Yogurt, except frozen.....		311511-A	12/82	156.300	156.302	156.890	157.097	158.369
Perishable dairy product substitutes.....		311511-D	12/91	162.776	162.776	170.241	170.241	170.241
Fluid milk and cream, bulk sales.....		311511-1	12/91	177.892	177.913	180.362	186.807	196.100
Fluid milk and related products, packaged (incl. cartons, bottles, cans, etc.) excl. U.H.T.....		311511-5	12/82	249.316	248.456	250.628	257.563	264.062
Whole fluid milk, packaged, excluding U.H.T. and flavored.....		311511-51	12/82	231.801	230.800	233.627	239.968	246.824
Fluid milk, lowfat, incl. 2.0, 1.0, and 0.5 percent packaged, excl. U.H.T. and flavored.....		311511-52	12/82	263.097	262.762	265.102	273.852	280.003
Fat free or skim milk, packaged, excluding U.H.T. and flavored.....		311511-53	12/82	276.302	276.113	278.068	287.886	293.142
Other fluid milk related products, incl. heavy & light cream, unflavored sour cream, etc.....		311511-59	06/98	193.377	191.677	192.068	194.016	199.866
Cottage cheese (including bakers', pot, and farmers' cheese).....		311511-7	12/82	271.352	271.493	275.106	281.267	287.319
Other packaged milk products incl. flavored milks, eggnog, buttermilk etc.....		311511-9	12/91	238.090	238.578	240.178	243.852	250.289
Secondary products and miscellaneous receipts.....		311511-SM						
Miscellaneous receipts.....		311511-M	12/82	374.494	376.547	378.501	384.944	393.896
Secondary products.....		311511-S	12/82	219.951	223.399	222.769	223.477	225.957
Creamery butter manufacturing.....	311512		06/84	119.364	127.808	123.397	138.943	145.874
Primary products.....		311512-P	06/84	117.518	125.831	121.488	136.793	143.617
Creamery butter.....		311512-0	06/84	117.518	125.831	121.488	136.793	143.617
Cheese manufacturing.....	311513		06/81	187.866	188.788	193.118	191.453	195.096
Primary products.....		311513-P	06/81	170.893	172.013	175.929	173.987	177.590
Raw liquid whey.....		311513-A	12/04	240.661	235.525	240.440	244.214	254.072
Natural cheese (cheddar, Swiss, Italian, brick, cream, grated, dried etc.) excl. cottage cheese.....		311513-1	06/81	162.977	163.422	165.847	164.182	167.287
Natural cheese, except lowfat, shipped in consumer packages or containers (3 lbs. or less).....		311513-1111	12/04	130.006	129.973	129.879	129.908	130.044
Natural cheese, except lowfat, shipped in packages or containers (more than 3 lbs.) or bulk.....		311513-1121	12/04	107.549	108.217	111.172	109.151	112.783
Lowfat natural cheese, except cottage cheese, shipped in consumer packages (3 lbs. or less).....		311513-1131	06/10	106.988	106.897	107.040	107.022	107.333
Lowfat natural cheese, except cottage cheese, shipped in packages (more than 3 lbs.) or in bulk.....		311513-1141	06/10	120.347	120.002	124.407	121.485	126.628
Process cheese and related products.....		311513-4	06/81	163.524	167.735	178.208	175.157	180.353
Process cheese, shipped in consumer packages or containers (3 lbs. or less)...		311513-41	06/10	113.960	116.606	122.420	119.503	121.320
All other process cheese and related products.....		311513-49	06/10	116.385	119.638	128.409	126.940	132.239
Process cheese, shipped in packages or containers (more than 3 lbs.) or in bulk.....		311513-4921	06/10	120.950	115.396	115.982	121.027	126.679
Cheese food, spread, and other related products.....		311513-4961	12/11	87.487	98.606	113.477	105.995	109.837
Secondary products and miscellaneous receipts.....		311513-SM						
Miscellaneous receipts.....		311513-M	06/81	221.920	221.265	222.826	223.566	227.214
Secondary products.....		311513-S	06/81	235.878	234.738	241.447	242.761	244.793
Dry, condensed, and evaporated dairy products.....	311514		12/83	196.816	196.497	197.590	201.835	205.219

See footnotes at end of table.

Table 11. Producer price indexes for net output of selected industries and their products, not seasonally adjusted — Continued
 [December 2021]

Title ¹	Industry code	Product code	Index base	Unadjusted index ²				
				Aug. 2021	Sept. 2021 ^P	Oct. 2021 ^P	Nov. 2021 ^P	Dec. 2021 ^P
Dry, condensed, and evaporated dairy products - Continued								
Primary products.....		311514-P	12/83	235.188	234.205	234.814	238.414	241.033
Ice cream mixes and related products.....		311514-A	04/00	130.161	128.366	130.232	131.568	133.859
Dairy product substitutes.....		311514-D	06/92	161.875	161.875	161.904	167.026	167.052
Dry milk products and mixtures.....		311514-1	12/83	219.464	217.627	218.199	221.704	225.317
Milk products, shipped in consumer-type cans, excluding substitutes.....		311514-5	12/83	287.647	288.178	288.230	288.955	289.417
Concentrated milk products shipped in bulk (barrels, drums, and tanks).....		311514-7	12/83	142.273	146.182	149.424	156.996	159.419
Secondary products and miscellaneous receipts.....		311514-SM						
Secondary products.....		311514-S	12/83	89.359	90.363	92.190	96.926	101.184
Ice cream and frozen dessert mfg.....	31152		12/03	147.903	150.097	150.889	152.001	152.210
Ice cream and frozen dessert manufacturing.....	311520		06/83	237.651	241.174	242.447	244.234	244.570
Primary products.....		311520-P	06/83	239.316	243.397	244.678	246.351	246.427
Ice cream and frozen dessert manufacturing.....		311520-0	06/83	239.316	243.397	244.678	246.351	246.427
Ice cream, incl. custards (excl. lowfat and nonfat) shipped in bulk (containers 3 gal or more).....		311520-01	06/83	252.753	255.001	253.173	254.680	254.680
Ice cream, incl. custards (excl. lowfat and nonfat) shipped in sizes less than 3 gallons.....		311520-02	06/83	239.734	244.577	246.328	247.017	247.175
Ice cream, including custards (excluding lowfat and nonfat), novelty forms.....		311520-03	06/92	174.390	178.802	177.510	177.903	177.903
Ice cream, including custards, lowfat and nonfat.....		311520-04	12/98	140.641	141.285	141.645	142.411	142.411
Other frozen desserts (yogurt, sherbet, water ices, mellorine, frozen pudding, gelato, etc.).....		311520-05	12/98	180.373	181.857	186.377	190.995	191.027
Secondary products and miscellaneous receipts.....		311520-SM						
Miscellaneous receipts.....		311520-M	06/83	275.446	275.446	275.446	275.446	275.446
Secondary products.....		311520-S	06/83	176.927	177.702	179.739	-	-
Animal slaughtering & processing.....	31161		12/84	232.059	239.115	226.270	222.526	217.293
Animal, except poultry, slaughtering.....	311611		12/80	262.955	274.366	247.330	245.576	230.711
Primary products.....		311611-P	12/80	263.517	274.857	246.657	244.696	228.919
Pork, fresh/frozen, unprocessed, all cuts, except sausage, made in slaughtering plants.....		311611-A	12/80	175.391	167.755	162.724	154.988	149.960
Pork, processed or cured, not canned or made into sausage, made in slaughtering plants.....		311611-G	12/80	215.485	217.079	219.339	218.047	214.576
Fresh and processed sausage, deli, and cooked meats, made in slaughtering plants.....		311611-J	12/80	308.419	302.983	306.976	305.530	292.424
Hides, skins, and pelts, made in slaughtering plants.....		311611-Q	12/80	149.733	145.883	123.515	103.286	99.161
Miscellaneous byproducts of slaughtering plants.....		311611-R	12/80	601.604	648.222	577.687	577.454	537.161
Beef, fresh or frozen, not canned or made into sausage, made in slaughtering plants.....		311611-1	12/80	290.728	312.117	270.235	271.831	250.355
Beef, fresh/frozen whole/half carcass, not canned or made into sausage, misp.....		311611-10	12/80	321.017	304.290	267.955	273.476	252.640
Beef, fresh/frozen variety meats, not canned or made into sausage, made in slaughtering plants.....		311611-16	12/80	246.922	264.416	268.631	270.718	253.396
Beef, fresh/frozen, primal and subprimal cuts, made in slaughtering plants.....		311611-17	12/95	260.221	281.543	241.886	243.084	223.670
Lamb/mutton, fresh or frozen, not canned or made into sausage, made in slaughtering plants.....		311611-7	12/95	214.952	219.692	222.349	211.454	193.962
Secondary products and miscellaneous receipts.....		311611-SM						
Miscellaneous receipts.....		311611-M	06/01	314.302	323.276	323.276	323.276	323.276
Secondary products.....		311611-S	12/80	116.239	126.592	138.786	144.102	160.179
Meat processed from carcasses.....	311612		12/82	222.757	225.869	224.247	219.975	217.342
Primary products.....		311612-P	12/82	217.836	221.068	219.343	214.740	211.954
Other processed, frozen, or cooked meats, made from purchased carcasses.....		311612-A	12/82	213.270	218.699	215.941	211.393	209.332
Boxed meat (beef, pork, lamb, etc.), made from purchased carcasses.....		311612-A1	06/08	124.349	128.764	132.709	127.633	126.996
Frozen ground meat patties and other processed, frozen, or cooked meats, mfpc.....		311612-A5	09/16	129.166	131.884	127.683	126.034	124.528
Pork, processed or cured, not canned or made into sausage, mfpc.....		311612-1	12/82	189.058	189.613	189.374	183.977	181.093
Pork, sweet-pickled, dry-cured, or dry salt, not canned or made into sausage, mfpc.....		311612-11	09/16	124.835	125.737	126.128	125.659	125.507
Smoked hams and picnics, excluding canned, made from purchased carcasses.....		311612-12	06/08	138.018	140.120	140.562	139.955	142.837
Smoked slab bacon, made from purchased carcasses.....		311612-13	09/16	168.122	175.227	175.428	174.035	170.922
Smoked sliced bacon, made from purchased carcasses.....		311612-14	06/08	213.794	211.980	214.493	200.553	190.746
Other smoked pork, not canned or made into sausage, made from purchased carcasses.....		311612-15	06/08	141.174	133.195	143.748	143.326	145.660
Boiled ham, barbecue pork, and other cooked pork, except canned meats and sausage, mfpc.....		311612-16	06/08	125.657	125.566	114.708	116.553	115.352
Sausage and similar products, excluding canned, made from purchased carcasses.....		311612-4	12/82	244.167	245.587	242.961	240.310	234.963
Fresh sausage (pork sausage, breakfast links, etc.), excluding canned, mfpc.....		311612-41	12/82	307.612	303.198	285.682	276.240	275.320
Dry or semidry sausage (salami, cervelat, pepperoni, summer sausage, pork roll, etc), mfpc.....		311612-42	12/82	226.338	239.840	244.438	239.930	233.182
Frankfurters, including wieners, excluding canned, made from purchased carcasses.....		311612-43	12/82	254.670	248.978	243.380	244.894	239.146
Other sausage (smoked or cooked) & jellied goods & similar preparations, excluding canned, mfpc.....		311612-44	12/82	209.478	203.080	205.728	209.560	202.213

See footnotes at end of table.

Table 11. Producer price indexes for net output of selected industries and their products, not seasonally adjusted — Continued
 [December 2021]

Title ¹	Industry code	Product code	Index base	Unadjusted index ²				
				Aug. 2021	Sept. 2021 ^P	Oct. 2021 ^P	Nov. 2021 ^P	Dec. 2021 ^P
Meat processed from carcasses - Continued								
Canned meats, excluding dog, cat, and baby food, made from purchased carcasses.....		311612-7	12/82	229.172	234.680	237.693	231.330	234.200
Secondary products and miscellaneous receipts.....		311612-SM						
Secondary products.....		311612-S	12/82	208.298	208.760	209.364	212.214	213.306
Rendering and meat byproduct processing.....	311613		12/82	346.850	325.685	311.414	301.015	300.818
Primary products.....		311613-P	12/82	335.689	313.937	297.758	287.212	287.128
Lard, inedible tallow, and other greases, excluding wool grease.....		311613-2	12/82	435.372	430.936	440.267	455.022	441.170
Animal and marine feed and fertilizer byproducts.....		311613-5	12/82	259.127	234.351	211.680	193.990	198.541
Meat and bone meal.....		311613-51	12/82	218.051	182.194	151.554	118.648	110.210
Animal and marine feed and fertilizer byproducts, except meat and bone meal.....		311613-52	12/82	318.347	303.633	287.897	285.044	303.489
Secondary products and miscellaneous receipts.....		311613-SM						
Poultry processing.....	311615		12/81	199.823	205.516	203.296	197.417	202.930
Primary products.....		311615-P	12/81	204.230	210.101	207.819	201.745	207.394
Processed poultry and small game (except soups), containing 20 percent or more poultry or meat.....		311615-D	12/81	164.487	168.471	170.886	162.229	171.018
Young chickens, including bulk, chilled, frozen, whole, and in parts.....		311615-1	12/81	227.365	235.405	228.828	222.042	226.246
Turkeys (including frozen, whole, and parts).....		311615-7	12/81	222.132	225.695	225.737	229.629	232.286
Other poultry and small game (including frozen), whole, and parts.....		311615-9	12/90	239.893	244.223	245.252	248.462	247.743
Secondary products and miscellaneous receipts.....		311615-SM						
Secondary products.....		311615-S	12/81	39.664	41.242	40.393	39.102	41.665
Seafood product preparation & packaging.....	3117		12/03	176.254	177.132	181.679	182.713	183.706
Seafood product preparation and packaging.....	31171		12/03	176.254	177.132	181.679	182.713	183.706
Seafood product preparation and packaging.....	311710		12/11	123.388	124.006	127.191	127.916	128.611
Primary products.....		311710-P	12/11	123.507	124.481	127.784	128.602	129.304
Seafood canning.....		311710-1	12/84	264.331	267.008	267.567	276.655	276.760
Fresh and frozen seafood processing.....		311710-2	12/82	283.210	285.324	294.208	294.607	296.497
Prepared fresh fish/seafood, inc. surimi/surimi-based products.....		311710-21	12/82	370.854	373.772	384.749	388.616	391.340
Prepared frozen fish.....		311710-22	12/82	286.538	288.170	290.981	292.448	292.732
Prepared frozen shellfish.....		311710-23	12/96	200.424	201.768	215.457	213.447	216.001
Other prepared fresh and frozen seafood.....		311710-24	12/96	153.013	155.451	155.450	155.760	156.923
Secondary products and miscellaneous receipts.....		311710-SM						
Miscellaneous receipts.....		311710-M	12/82	226.045	213.241	216.848	215.008	216.254
Bakeries & tortilla mfg.....	3118		12/03	153.238	154.639	154.919	156.805	157.388
Bread & bakery product mfg.....	31181		12/03	160.837	162.868	163.154	165.314	166.083
Retail bakeries.....	311811		12/03	185.051	186.242	187.550	194.564	198.271
Primary products.....		311811-P	12/99	202.632	203.966	205.426	213.284	217.436
Retail bakery products.....		311811-0	12/99	202.632	203.966	205.426	213.284	217.436
Secondary products and miscellaneous receipts.....		311811-SM						
Miscellaneous receipts.....		311811-M	06/07	213.649	213.649	214.009	214.009	214.009
Commercial bakeries.....	311812		06/80	356.576	362.028	362.666	367.009	368.596
Primary products.....		311812-P	06/80	357.930	363.147	363.818	368.300	370.156
Bread (white, wheat, rye, etc.), including frozen.....		311812-1	06/80	364.142	366.990	368.670	370.129	372.091
White pan bread.....		311812-15	12/11	111.878	112.952	113.905	114.945	114.930
White hearth bread (French, Italian, etc.).....		311812-16	12/11	123.262	125.862	126.085	126.529	127.821
Dark wheat breads (whole wheat, cracked wheat, multigrain, etc.).....		311812-17	12/11	116.475	118.605	117.344	117.701	119.074
Other variety breads (rye, unleavened, raisin, potato, self-rising, salt-free, canned, etc.).....		311812-18	12/11	109.966	108.523	109.865	109.283	110.100
Rolls, bread-type (including muffins, bagels, and croissants), including frozen.....		311812-5	06/80	334.365	344.228	346.273	352.494	355.183
Rolls, hamburger and wiener.....		311812-51	12/11	106.255	109.388	110.431	113.991	115.634
All other rolls, bread-type (incl. muffins, bagels, and croissants).....		311812-59	12/11	122.196	125.802	126.101	126.567	126.650
Soft cakes, excluding frozen.....		311812-7	06/80	397.977	402.598	398.194	408.259	410.776
Pies (fruit, cream, and custard), excluding frozen.....		311812-8	06/80	375.945	379.800	375.945	391.368	383.656
Other sweet goods, excluding frozen.....		311812-9	06/80	356.380	357.827	355.221	360.627	359.877
Secondary products and miscellaneous receipts.....		311812-SM						
Miscellaneous receipts.....		311812-M	06/80	392.622	393.000	392.622	403.690	401.985
Secondary products.....		311812-S	06/80	267.439	279.401	280.294	277.003	277.257
Frozen cakes and other pastries manufacturing.....	311813		06/91	205.076	205.721	205.336	205.974	205.117
Primary products.....		311813-P	12/82	292.194	293.259	292.604	293.650	295.543
Frozen cakes, pies, and other pastries.....		311813-0	12/82	292.194	293.259	292.604	293.650	295.543
Secondary products and miscellaneous receipts.....		311813-SM						
Secondary products.....		311813-S	06/91	177.544	177.563	177.638	177.691	162.459
Cookie, cracker & pasta mfg.....	31182		12/03	140.903	141.443	141.674	143.238	143.775
Cookie and cracker manufacturing.....	311821		06/83	240.139	240.739	240.730	240.773	240.797
Primary products.....		311821-P	06/83	238.922	239.592	239.582	239.631	239.657

See footnotes at end of table.

Table 11. Producer price indexes for net output of selected industries and their products, not seasonally adjusted — Continued
 [December 2021]

Title ¹	Industry code	Product code	Index base	Unadjusted index ²				
				Aug. 2021	Sept. 2021 ^P	Oct. 2021 ^P	Nov. 2021 ^P	Dec. 2021 ^P
Cookie and cracker manufacturing - Continued								
Crackers, biscuits, and related products.....		311821-2	06/83	250.996	250.996	250.973	251.037	251.070
Crackers, biscuits, and related products.....		311821-24	01/12	100.940	100.940	100.930	100.956	100.969
Cookies, wafers, and ice cream cones and cups (excluding frozen).....		311821-4	06/83	228.888	230.042	230.042	230.079	230.100
Secondary products and miscellaneous receipts.....		311821-SM						
Secondary products.....		311821-S	06/83	246.915	246.915	246.915	246.915	246.915
Dry pasta, dough, and flour mixes manufacturing from purchased flour.....								
Primary products.....	311824	311824-P	12/11	106.281	106.737	107.136	108.803	110.291
Prepared flour mixes (incl refrigerated & frozen doughs & batters) made from purchased flour.....		311824-1	06/85	194.074	194.876	195.479	198.245	198.365
Flour mixes (refrigerated & frozen doughs & batters), ex cake mixes, made from purchased flour.....		311824-12	06/85	191.313	191.527	192.172	195.130	195.258
Dry macaroni, spaghetti and egg noodle products (excluding canned or frozen).....		311824-3	06/85	208.665	209.636	210.754	214.752	224.467
Secondary products and miscellaneous receipts.....		311824-SM						
Secondary products.....		311824-S	06/85	276.105	280.153	280.100	280.851	281.476
Tortilla mfg.....	31183		12/03	144.988	145.720	146.230	147.279	146.273
Tortilla manufacturing.....								
Primary products.....	311830	311830-P	06/91	173.897	175.511	175.954	177.270	175.742
Tortillas, sold in bulk or packages, excluding frozen or canned.....		311830-0	06/91	173.897	175.511	175.954	177.270	175.742
Secondary products and miscellaneous receipts.....		311830-SM						
Miscellaneous receipts.....		311830-M	12/03	120.523	121.294	123.727	123.919	123.919
Secondary products.....		311830-S	12/03	168.251	165.104	165.832	166.998	167.229
Other food manufacturing.....	3119		12/03	150.370	151.301	152.814	154.170	154.817
Snack food mfg.....	31191		12/03	151.614	152.445	156.254	157.506	157.322
Roasted nuts and peanut butter manufacturing.....								
Primary products.....	311911	311911-P	12/03	150.921	151.402	151.132	152.607	152.136
Nuts and seeds (salted, roasted, cooked, or blanched).....		311911-1	06/91	194.594	196.646	195.889	197.025	195.992
Nuts (salted, roasted, cooked, or blanched), sold in bulk.....		311911-11	06/91	167.892	173.019	171.120	173.803	170.787
Canned nuts (salted, roasted, cooked, or blanched).....		311911-12	06/91	148.742	148.744	148.737	148.720	148.748
All other packaged nuts, including all types of seeds (salted, roasted, cooked, or blanched).....		311911-13	06/91	260.959	260.959	260.974	261.205	261.752
Peanut butter.....		311911-4	12/85	212.379	203.523	205.750	213.849	215.604
Secondary products and miscellaneous receipts.....		311911-SM						
Secondary products.....		311911-S	06/91	135.885	135.885	135.848	135.899	136.260
Other snack food manufacturing.....								
Primary products.....	311919	311919-P	12/85	189.627	190.892	198.302	199.720	199.677
Potato chips and sticks, plain and flavored.....		311919-1	12/85	217.777	219.354	228.590	230.356	230.298
Corn chips and related products.....		311919-4	12/85	210.175	212.059	217.088	217.088	216.945
Other chips, sticks (hard pretzels, bacon rinds, popcorn (except candied), etc.).....		311919-7	12/03	202.663	205.887	222.436	226.607	226.607
Secondary products and miscellaneous receipts.....		311919-SM						
Coffee & tea mfg.....	31192		12/03	147.269	147.726	148.011	148.553	148.827
Coffee and tea manufacturing.....								
Primary products.....	311920	311920-P	06/81	205.926	206.566	206.964	207.723	208.106
Roasted coffee.....		311920-1	06/81	193.423	194.076	194.482	195.256	195.613
Coffee, concentrated, including coffee substitutes.....		311920-5	06/81	201.797	202.563	203.081	204.059	204.510
Tea in consumer packages.....		311920-7	06/81	180.756	182.225	182.225	182.225	182.225
Secondary products and miscellaneous receipts.....		311920-SM						
Miscellaneous receipts.....		311920-M	12/00	153.003	152.841	152.818	152.818	152.818
Flavoring syrup & concentrate mfg.....	31193		12/03	141.089	141.089	141.380	142.216	142.704
Flavoring syrup and concentrate manufacturing.....								
Primary products.....	311930	311930-P	12/85	209.327	209.327	209.759	210.999	211.723
Liquid beverage bases, excluding use by soft drink bottlers.....		311930-1	12/85	216.992	216.992	217.494	218.910	219.296
Soft drink flavoring syrup, sold in bulk.....		311930-6	12/85	258.891	258.891	258.891	286.100	293.526
Other flavoring agents (except chocolate syrups).....		311930-8	05/15	124.166	124.166	124.166	124.166	124.166
Secondary products and miscellaneous receipts.....		311930-SM						
Secondary products.....		311930-S	12/85	141.393	141.393	141.778	141.778	141.778
Seasoning & dressing mfg.....	31194		06/07	154.313	154.313	154.313	154.492	-
Seasoning & dressing manufacturing.....								
Primary products.....	311941	311941-P	12/03	168.850	169.715	171.812	172.052	172.019
Vinegar and cider.....		311941-1	06/81	149.082	151.216	152.699	153.106	153.116
Prepared sauces, excluding tomato-based sauces and sauces comprised of 20 percent or more meat.....		311941-4	12/85	270.880	275.403	278.641	279.552	279.552
Mayonnaise, salad dressings, and sandwich spreads.....		311941-7	06/81	162.939	162.939	162.939	162.939	162.939
Spoon-type salad dressing incl. mayonnaise, sandwich spreads, refrigerated dressings, semisolid.....		311941-75	06/81	212.865	213.596	214.552	216.570	216.570
			06/81	286.402	293.401	298.139	298.369	298.369
			06/07	156.629	161.560	165.606	165.821	165.821

See footnotes at end of table.

Table 11. Producer price indexes for net output of selected industries and their products, not seasonally adjusted — Continued
 [December 2021]

Title ¹	Industry code	Product code	Index base	Unadjusted index ²				
				Aug. 2021	Sept. 2021 ^P	Oct. 2021 ^P	Nov. 2021 ^P	Dec. 2021 ^P
Mayonnaise, dressing, and sauce manufacturing - Continued								
Pourable-type salad dressing (reduced calorie, cheese, vinegar and oil, etc.)....		311941-76	06/07	134.377	136.611	137.449	137.473	137.473
Secondary products and miscellaneous receipts.....		311941-SM						
Miscellaneous receipts.....		311941-M	06/94	133.242	133.242	133.866	133.866	133.866
Secondary products.....		311941-S	06/81	218.480	219.445	219.554	219.538	219.625
Spice and extract manufacturing.....	311942		12/03	182.441	182.024	184.659	184.725	184.653
Primary products.....		311942-P	12/03	186.874	186.051	187.636	187.995	187.713
Table salt (evaporated), pepper (white and black), and other spices.....		311942-1	06/85	252.597	246.277	254.576	256.513	251.935
Pepper and other spices in commercial sizes (1 lb or more).....		311942-16	05/17	110.196	101.709	108.822	111.423	113.476
Flavoring extracts, emulsions, liquid flavors, and food colorings.....		311942-6	12/85	354.662	355.784	355.784	355.784	355.784
Dry mix food preparations.....		311942-7	06/91	150.098	150.098	150.464	150.518	152.053
Secondary products and miscellaneous receipts.....		311942-SM						
Secondary products.....		311942-S	12/03	126.874	131.646	134.200	—	—
All other food mfg.....	31199		12/03	138.739	140.505	139.647	142.748	145.346
Perishable prepared food manufacturing.....	311991		12/03	134.892	136.036	135.347	139.109	138.845
Primary products.....		311991-P	12/85	192.536	194.240	193.133	198.926	198.565
Perishable prepared foods.....		311991-0	12/85	192.536	194.240	193.133	198.926	198.565
Secondary products and miscellaneous receipts.....		311991-SM						
Miscellaneous receipts.....		311991-M	12/03	213.693	213.551	213.646	214.145	214.985
All other miscellaneous food manufacturing.....	311999		12/03	138.843	141.186	140.175	142.550	147.881
Primary products.....		311999-P	12/03	131.280	134.290	132.776	135.003	140.405
All other miscellaneous manufactured foods.....		311999-0	12/03	131.280	134.290	132.776	135.003	140.405
Secondary products and miscellaneous receipts.....		311999-SM						
Beverage & tobacco mfg.....	312		12/03	167.307	169.521	171.217	171.895	172.053
Beverage mfg.....	3121		12/84	200.134	202.760	204.858	205.430	205.725
Soft drink & ice mfg.....	31211		12/03	146.899	151.085	152.728	153.441	153.705
Soft drink manufacturing.....	312111		06/81	245.016	252.847	255.448	256.526	257.108
Primary products.....		312111-P	06/81	251.444	260.496	262.928	263.818	264.495
Soft drinks, non-carbonated.....		312111-A	12/00	152.519	161.680	163.750	164.135	164.768
Soft drinks, non-carbonated, all other types.....		312111-A3	06/07	114.713	115.892	116.565	117.876	118.152
Soft drinks, non-carbonated, fruit drinks, cocktails, ades.....		312111-A4	12/11	109.477	121.715	124.075	123.340	123.992
Soft drinks, bottled, canned, glass, plastic, carbonated.....		312111-2	12/11	132.301	135.661	136.714	137.241	137.513
Secondary products and miscellaneous receipts.....		312111-SM						
Miscellaneous receipts.....		312111-M	06/81	190.184	192.085	193.593	196.757	196.772
Secondary products.....		312111-S	06/81	271.315	272.607	280.939	280.095	280.434
Bottled water manufacturing.....	312112		12/03	89.742	89.750	91.388	92.104	91.820
Primary products.....		312112-P	12/03	87.983	87.985	89.683	90.418	90.109
Bottled water.....		312112-0	12/00	86.387	86.389	88.056	88.778	88.475
Secondary products and miscellaneous receipts.....		312112-SM						
Miscellaneous receipts.....		312112-M	12/03	108.142	108.142	108.142	108.142	—
Secondary products.....		312112-S2	09/18	104.864	106.074	106.074	107.364	109.738
Ice manufacturing.....	312113		12/85	229.636	229.885	230.210	232.631	232.631
Primary products.....		312113-P	12/85	220.198	220.444	220.764	223.152	223.152
Ice, manufactured (cubed, crushed, etc.), including can or block.....		312113-0	12/03	147.518	147.683	147.898	149.497	149.497
Secondary products and miscellaneous receipts.....		312113-SM						
Miscellaneous receipts.....		312113-M	08/98	117.547	117.547	117.547	117.683	117.648
Breweries.....	31212		12/03	143.025	141.938	142.987	143.233	142.991
Breweries.....	312120		06/82	214.554	212.924	214.497	214.867	214.504
Primary products.....		312120-P	06/82	213.738	212.083	213.519	213.910	213.542
Canned beer and ale case goods.....		312120-1	06/82	221.676	218.274	221.311	222.234	221.637
Bottled beer and ale case goods.....		312120-5	06/82	187.496	187.536	187.397	187.303	187.151
Beer and ale in barrels and kegs.....		312120-7	06/82	301.829	302.001	301.900	301.525	301.432
All other malt beverages and brewing products.....		312120-9	06/82	167.091	166.786	167.010	167.130	167.036
Secondary products and miscellaneous receipts.....		312120-SM						
Miscellaneous receipts.....		312120-M	12/02	131.749	131.749	137.198	136.648	136.648
Wineries.....	31213		12/03	128.945	130.211	132.191	131.971	131.972
Wineries.....	312130		12/83	179.188	180.947	183.698	183.393	183.394
Primary products.....		312130-P	12/83	183.355	185.276	188.279	187.946	187.947
Wines, brandy, and brandy spirits.....		312130-0	12/98	130.926	132.297	134.442	134.204	134.205
Wines, white, red & rose grape, and other fruit, 14 percent or less alcohol.....		312130-08	12/11	106.442	106.798	109.207	109.206	109.207
Wines, white grape, 14 percent or less alcohol content.....		312130-0811	12/83	150.525	150.568	158.436	158.185	158.189
Wines, red grape, 14 percent or less alcohol content.....		312130-0821	12/83	207.632	208.904	208.904	209.215	209.215
Wines, rose grape & other fruits & berries, 14 percent or less alcohol.....		312130-0831	12/11	137.411	137.885	137.885	137.885	137.885
Wines, dessert, effervescent, and wine coolers.....		312130-09	12/11	121.826	121.826	121.826	118.397	118.397

See footnotes at end of table.

Table 11. Producer price indexes for net output of selected industries and their products, not seasonally adjusted — Continued
 [December 2021]

Title ¹	Industry code	Product code	Index base	Unadjusted index ²				
				Aug. 2021	Sept. 2021 ^P	Oct. 2021 ^P	Nov. 2021 ^P	Dec. 2021 ^P
Wineries - Continued								
Wines, effervescent, including sparkling (carbonated), wine coolers.....		312130-0921	12/11	123.790	123.790	123.790	119.510	119.510
Other wines, brandy, and brandy spirits.....		312130-0B	06/06	123.830	128.534	128.534	128.534	—
Secondary products and miscellaneous receipts.....		312130-SM						
Miscellaneous receipts.....		312130-M	12/91	149.187	149.187	149.187	149.187	149.187
Distilleries.....	31214		12/03	101.579	101.051	101.904	102.171	103.704
Distilleries.....	312140		06/83	167.175	166.305	167.711	168.150	170.676
Primary products.....		312140-P	06/83	162.346	161.464	162.888	163.333	165.892
Distilled liquor, excluding brandy.....		312140-2	07/98	71.162	70.309	71.687	72.117	72.117
Distilled whiskey, all other distilled liquor, excluding brandy.....		312140-22	12/11	115.607	116.156	116.156	115.445	115.445
Bottled liquor, excluding brandy.....		312140-5	06/83	195.279	195.279	195.279	195.279	200.907
Bottled whiskey.....		312140-5B	06/12	102.983	102.983	102.983	102.983	109.163
Bottled gin, vodka, rum, cordials, cocktails, and similiar compounds.....		312140-5C	06/12	99.677	99.677	99.677	99.677	99.677
Secondary products and miscellaneous receipts.....		312140-SM						
Miscellaneous receipts.....		312140-M	08/83	172.244	172.244	172.244	172.244	172.244
Tobacco mfg.....	3122		12/84	887.504	899.410	907.872	913.336	913.336
Tobacco manufacturing.....	31223		12/82	971.671	984.707	993.972	999.953	999.953
Tobacco manufacturing.....	312230		12/11	161.912	164.085	165.628	166.625	166.625
Primary products.....		312230-P	12/11	165.729	168.007	169.626	170.671	170.671
Tobacco stemming and redrying.....		312230-0	06/84	115.135	115.135	115.135	115.183	115.183
Tobacco, unstemmed leaf, redried before packing.....		312230-01	12/03	117.103	117.103	117.103	117.196	117.196
Tobacco, stemmed.....		312230-04	06/84	104.877	104.877	104.877	104.877	104.877
Cigarettes, excluding electronic.....		312230-1	12/82	1,054.807	1,071.984	1,084.444	1,089.857	1,089.857
Other tobacco products.....		312230-9	12/03	205.825	206.201	206.201	208.988	208.988
Cigars.....		312230-91	12/82	594.693	594.693	594.693	594.693	594.693
Chewing and smoking tobacco.....		312230-94	12/82	845.953	846.686	846.686	860.309	860.309
Secondary products and miscellaneous receipts.....		312230-SM						
Textile mills.....	313		12/03	149.899	152.373	155.512	157.293	159.621
Fiber, yarn, and thread mills.....	3131		12/84	156.437	159.036	164.670	170.230	170.903
Fiber, yarn, and thread mills.....	31311		12/84	156.437	159.036	164.670	170.230	170.903
Fiber, yarn, and thread mills.....	313110		12/11	108.910	110.719	114.642	118.512	118.981
Primary products.....		313110-P	12/11	108.451	110.287	114.267	118.124	118.592
Thread.....		313110-L	06/84	254.101	254.101	254.101	254.101	254.101
Spun yarns.....		313110-4	12/82	142.539	145.773	154.506	162.222	163.289
Carded cotton spun yarns.....		313110-41	12/82	112.846	116.953	127.926	137.247	138.191
Noncellulosic fiber and other natural fiber (excluding cotton and wool) spun yarns.....		313110-47	12/96	150.044	151.318	154.936	158.706	159.487
Greige other noncellulosic fiber and other natural fiber spun yarns.....		313110-473	12/96	150.330	151.608	156.920	160.968	160.968
Textured and twisted yarns.....		313110-6	12/82	186.231	188.002	188.654	190.674	190.674
Textured/cripped/bulked filament yarns, incl. stretch yarn, made from purchased filament yarn.....		313110-6H	12/82	196.007	198.175	198.893	200.665	200.665
Secondary products and miscellaneous receipts.....		313110-SM						
Fabric mills.....	3132		12/03	142.669	144.827	146.600	147.258	150.310
Broadwoven fabric mills.....	31321		12/03	141.286	142.636	143.864	144.773	145.869
Broadwoven fabric mills.....	313210		12/03	141.243	142.592	143.820	144.728	145.824
Primary products.....		313210-P	12/03	140.945	141.913	142.702	143.661	144.817
Fabricated textile products, made in weaving mills.....		313210-W	12/06	144.820	144.820	158.807	158.838	158.838
Cotton broadwoven fabrics.....		313210-4	09/21	—	100.000	98.082	98.853	99.749
Wool broadwoven fabrics and felts.....		313210-6	06/11	133.725	133.962	—	—	—
Manmade, silk, and other natural fiber (excluding cotton and wool) broadwoven fabrics.....		313210-8	09/21	—	100.000	100.888	101.583	102.403
Greige manmade, silk, and other natural fiber (exc cotton/wool) broadwoven fabrics.....		313210-81	06/11	106.618	108.163	109.181	110.167	111.027
Finished manmade, silk, & natural fiber (exc cotton/wool) broadwoven, finished in weaving mills.....		313210-83	06/81	170.853	170.556	171.892	172.352	173.838
Secondary products and miscellaneous receipts.....		313210-SM						
Narrow fabric mills and schiffli embroidery.....	31322		06/84	203.456	208.551	210.344	211.122	212.740
Narrow fabric mills and schiffli embroidery.....	313220		06/84	206.328	211.477	213.278	214.057	215.701
Primary products.....		313220-P	06/84	211.123	215.525	216.531	216.881	218.722
Woven narrow fabrics (12 inches or less in width).....		313220-2	06/84	207.248	210.713	211.031	211.526	211.951
Braided narrow fabrics (12 inches or less in width).....		313220-4	06/84	287.729	297.681	301.101	301.101	307.739
Secondary products and miscellaneous receipts.....		313220-SM						
Secondary products.....		313220-S	06/84	214.823	219.308	221.046	229.559	230.436
Nonwoven fabric mills.....	31323		12/03	136.884	139.171	140.621	141.077	145.487

See footnotes at end of table.

Table 11. Producer price indexes for net output of selected industries and their products, not seasonally adjusted — Continued
[December 2021]

Title ¹	Industry code	Product code	Index base	Unadjusted index ²				
				Aug. 2021	Sept. 2021 ^P	Oct. 2021 ^P	Nov. 2021 ^P	Dec. 2021 ^P
Nonwoven fabric mills.....	313230		12/85	163.477	166.203	167.934	168.480	173.748
Primary products.....		313230-P	12/85	170.943	172.769	174.557	175.137	181.056
Nonwoven fabrics.....		313230-1	12/85	174.042	175.316	177.416	177.844	178.967
Pressed, punched, or needled felts, excluding hats.....		313230-5	12/85	148.002	151.383	151.700	157.721	157.879
Secondary products and miscellaneous receipts.....		313230-SM						
Knit fabric mills.....	31324		12/03	135.411	137.270	141.880	142.840	144.377
Knit fabric mills.....	313240		12/11	113.882	115.446	119.318	120.127	121.419
Primary products.....		313240-P	12/11	111.396	113.086	116.057	116.966	118.120
Weft (circular) knit fabrics.....		313240-2	06/81	133.355	136.138	141.165	142.779	142.830
Weft (circular) knit fabrics, greige goods (excl uding hosiery).....		313240-21	06/81	155.921	156.132	156.387	157.686	157.686
Weft (circular) knit fabrics, knit and finished in the same establishment (excl hosiery).....		313240-23	12/94	122.115	126.279	133.804	135.652	135.652
Other knit fabrics and laces.....		313240-4	06/81	146.105	147.456	149.683	150.278	153.302
Warp knit fabrics, greige goods (excluding hosiery).....		313240-41	06/81	179.593	184.843	188.955	192.193	192.771
Warp knit fabrics, knit and finished in same establishment.....		313240-43	12/03	120.917	121.612	122.971	122.971	126.275
Secondary products and miscellaneous receipts.....		313240-SM1						
Textile and fabric finishing mills.....	3133		12/03	164.327	167.404	171.464	172.630	174.852
Textile and fabric finishing mills.....	31331		12/03	168.833	172.842	178.053	180.009	181.250
Textile and fabric finishing mills.....	313310		12/11	133.261	136.425	140.538	142.083	143.062
Primary products.....		313310-P	12/11	134.239	137.609	141.420	143.065	144.108
Textile and fabric finishing, except broadwoven.....		313310-B	12/03	128.329	131.346	135.868	140.645	142.809
Finished broadwoven fabrics, finished in finishing mills.....		313310-4	12/03	198.629	203.766	208.758	208.837	209.522
Finished cotton broadwoven fabrics, finished in finishing mills.....		313310-41	06/84	188.451	—	—	—	—
Commission finishing of cotton broadwoven fabrics.....		313310-43	06/84	265.056	264.967	265.136	265.178	265.507
Other finished broadwoven fabrics (excl. cotton and wool), finished in finishing mills.....		313310-45	06/84	313.424	329.819	334.909	334.909	334.977
Other commission finishing of broadwoven fabrics (excl. cotton & wool).....		313310-47	06/84	260.056	262.705	262.802	263.374	265.882
Secondary products and miscellaneous receipts.....		313310-SM						
Fabric coating mills.....	31332		12/03	159.810	160.701	162.052	161.301	166.044
Fabric coating mills.....	313320		06/85	225.678	226.935	228.844	227.782	234.478
Primary products.....		313320-P	06/85	221.667	222.933	224.830	223.635	229.669
Vinyl coated fabrics, including expanded vinyl coated.....		313320-1	06/85	234.401	239.869	241.102	242.036	241.522
Rubber coated fabrics, garment and footwear.....		313320-4	12/03	176.759	175.074	175.074	175.379	—
Coated or laminated fabrics and coated yarns, incl. impregnated fabrics.....		313320-5	06/06	127.942	128.041	129.551	128.130	132.176
Secondary products and miscellaneous receipts.....		313320-SM						
Secondary products.....		313320-S	06/85	191.557	194.985	201.581	205.938	206.170
Textile product mills.....	314		12/03	145.968	147.017	148.868	150.213	150.742
Textile furnishings mills.....	3141		12/03	147.136	147.814	149.709	151.162	151.200
Carpet and rug mills.....	31411		12/84	183.002	184.271	187.103	189.235	189.298
Carpet and rug mills.....	314110		06/90	167.488	168.649	171.242	173.193	173.251
Primary products.....		314110-P	06/90	169.331	170.523	173.143	175.147	175.205
Carpet and rugs.....		314110-0	06/90	169.331	170.523	173.143	175.147	175.205
Secondary products and miscellaneous receipts.....		314110-SM						
Curtain and linen mills.....	31412		12/03	147.384	147.329	148.414	149.311	149.320
Curtain and linen mills.....	314120		06/83	172.410	172.347	173.615	174.666	174.676
Primary products.....		314120-P	06/83	172.055	171.904	173.294	174.136	174.136
Curtains and draperies, made from purchased materials.....		314120-1	06/84	200.328	199.532	199.532	200.217	200.217
Other household textile products, made from purchased materials.....		314120-8	06/83	172.319	172.319	174.105	175.021	175.021
Bedspreads, made from purchased materials.....		314120-83	06/83	141.023	141.023	141.023	145.257	145.257
Other household furnishings, made from purchased materials.....		314120-89	06/83	159.503	159.503	161.504	162.261	162.261
Secondary products and miscellaneous receipts.....		314120-SM						
Miscellaneous receipts.....		314120-M	06/83	174.421	174.421	174.421	177.456	177.456
Secondary products.....		314120-S	06/83	213.186	216.125	218.619	219.080	219.532
Other textile product mills.....	3149		12/03	142.451	143.987	145.751	146.933	148.115
Textile bag and canvas mills.....	31491		12/03	152.244	153.514	154.141	154.150	157.670
Textile bag and canvas mills.....	314910		12/11	127.040	128.100	128.623	128.631	131.568
Primary products.....		314910-P	12/11	128.326	129.082	129.686	129.686	132.642
Textile bags.....		314910-1	12/85	192.600	192.600	192.600	—	—
Duffle bags.....		314910-11	12/02	137.341	137.341	137.341	—	—
Canvas and related products.....		314910-5	12/85	330.363	332.727	334.615	334.615	343.859
Secondary products and miscellaneous receipts.....		314910-SM						
Miscellaneous receipts.....		314910-M	12/11	111.693	111.693	111.693	111.693	115.661
Secondary products.....		314910-S	12/11	137.784	148.270	148.270	148.462	—

See footnotes at end of table.

Table 11. Producer price indexes for net output of selected industries and their products, not seasonally adjusted — Continued
 [December 2021]

Title ¹	Industry code	Product code	Index base	Unadjusted index ²				
				Aug. 2021	Sept. 2021 ^P	Oct. 2021 ^P	Nov. 2021 ^P	Dec. 2021 ^P
All other textile product mills.....	31499		12/03	136.892	138.537	140.802	142.504	142.620
Rope, twine, tire cord, and tire fabric mills.....	314994		12/11	105.975	106.591	108.245	110.568	110.616
Primary products.....		314994-P	12/11	103.872	104.504	106.274	108.759	108.811
Rope, cordage, and twine.....		314994-4	06/85	269.212	273.254	274.471	274.954	273.622
Secondary products and miscellaneous receipts.....		314994-SM						
Miscellaneous receipts.....		314994-M	12/11	—	—	129.445	129.445	—
All other miscellaneous textile product mills.....	314999		12/03	130.332	132.164	134.360	135.570	135.696
Primary products.....		314999-P	12/03	130.192	132.042	134.363	134.772	134.887
Embroideries (excluding Schiffli machine products) and embroidery contractors.....		314999-6	12/11	117.778	119.538	120.541	121.078	121.792
Trimmings and findings, excluding automobile and apparel.....		314999-7	12/03	174.175	178.923	183.014	183.014	179.410
All other miscellaneous fabricated textile products.....		314999-8	12/03	128.442	129.315	131.782	132.208	132.208
Secondary products and miscellaneous receipts.....		314999-SM						
Miscellaneous receipts.....		314999-M	12/03	141.698	141.698	145.112	156.959	157.309
Secondary products.....		314999-S	12/03	122.637	125.729	125.876	125.888	125.947
Apparel manufacturing.....	315		12/03	118.111	118.304	118.509	118.978	119.158
Apparel knitting mills.....	3151		12/84	132.164	132.616	132.680	132.680	132.680
Hosiery and sock mills.....	31511		12/84	135.719	136.453	136.453	136.453	136.453
Hosiery and sock mills.....	315110		12/10	114.272	114.890	114.890	114.890	114.890
Primary products.....		315110-P	12/10	109.863	110.457	110.457	110.457	110.457
Hosiery and socks.....		315110-0	05/20	101.147	101.695	101.695	101.695	101.695
Other apparel knitting mills.....	31519		12/06	116.376	116.376	116.529	116.529	116.529
Other apparel knitting mills.....	315190		12/11	106.148	106.148	106.289	106.289	106.289
Primary products.....		315190-P	12/11	108.216	108.216	108.473	108.473	108.473
Secondary products and miscellaneous receipts.....		315190-SM						
Cut and sew apparel manufacturing.....	3152		12/03	115.914	116.063	116.300	116.907	116.937
Cut and sew apparel contractors.....	31521		12/03	116.021	116.021	116.021	117.148	117.148
Cut and sew apparel contractors.....	315210		12/11	110.657	110.657	110.657	111.731	111.731
Primary products.....		315210-P	12/11	110.521	110.521	110.521	111.646	111.646
Contract receipts for women's, girls', and infants' apparel.....		315210-2	12/03	111.394	111.394	111.394	111.391	111.391
Contract receipts for women's, girls', & infants' nontailored coats, jackets, & other outerwear.....		315210-27	06/07	105.492	105.492	105.492	105.492	105.492
Contract receipts for men's and boys' (including unisex) apparel.....		315210-4	12/03	129.256	129.256	129.256	132.461	132.461
Contract receipts for men's and boys' pants, work apparel, and other outerwear.....		315210-48	06/07	107.438	107.438	107.438	112.800	112.800
Secondary products and miscellaneous receipts.....		315210-SM						
Men's and boys' cut and sew apparel mfg.....	31522		12/03	127.089	127.593	127.623	127.696	127.907
Men's and boys' cut and sew apparel manufacturing.....	315220		12/11	115.417	115.874	115.901	115.967	116.159
Primary products.....		315220-P	12/11	114.092	114.428	114.428	114.486	114.704
Men's and boys' work clothing.....		315220-C	12/81	165.432	166.637	166.637	166.637	167.865
Men's and boys' work clothing and washable service apparel (excl. work shirts and jeans), mfgm.....		315220-C3	12/81	168.513	169.944	169.944	169.944	171.496
Men's and boys' other outerwear.....		315220-E	12/83	177.556	177.082	177.082	177.082	177.210
Men's and boys' nontailored coats, jackets, and vests (excl. ski apparel & work jackets), mfgm.....		315220-E1	12/83	196.268	195.599	195.599	195.599	195.780
Men's and boys' heavyweight nontailored coats, jackets, and vests (excl. ski apparel & work).....		315220-E11	06/07	164.945	164.945	164.945	164.945	165.221
Men's and boys' lightweight nontailored coats, jackets, and vests (excl. ski apparel & work).....		315220-E12	06/07	124.926	123.976	123.976	123.976	123.976
Men's and boys' nightwear, robes, and underwear, made from purchased fabrics.....		315220-1	12/03	157.245	157.245	157.245	153.543	153.543
Men's and boys' suits, coats, and overcoats.....		315220-2	12/80	191.072	191.072	191.072	—	—
Men's and boys' tailored suits, including dress uniforms (firefighter, military, police, etc.).....		315220-22	06/02	114.946	114.946	—	—	—
Men's and boys' shirts, except work shirts.....		315220-6	06/83	174.032	175.538	175.538	177.397	177.397
Men's and boys' knit dress and sport shirts, made from purchased fabrics.....		315220-61	06/83	151.976	151.976	151.976	155.384	155.384
Men's and boys' woven dress and sport shirts, made from purchased fabrics.....		315220-63	06/83	178.085	181.027	181.027	—	—
Secondary products and miscellaneous receipts.....		315220-SM						
Secondary products.....		315220-S	12/11	114.085	114.073	114.424	114.700	114.985
Women's & girls' cut & sew apparel mfg.....	31524		12/03	107.959	108.073	108.514	109.101	109.101
Women's, girls', and infants' cut and sew apparel manufacturing.....	315240		12/11	105.574	105.685	106.116	106.691	106.691
Primary products.....		315240-P	12/11	105.281	105.227	105.809	106.562	106.562
Women's and girls' lingerie and nightwear.....		315240-1	12/03	117.519	117.519	117.519	117.519	117.519
Women's and girls' underwear, excluding foundation garments, made from purchased fabrics.....		315240-11	12/03	113.696	113.696	113.696	113.696	113.696
Women's and girls' nightwear, excluding robes and dressing gowns, made from purchased fabrics.....		315240-13	12/03	117.542	117.542	117.542	117.542	117.542

See footnotes at end of table.

Table 11. Producer price indexes for net output of selected industries and their products, not seasonally adjusted — Continued
[December 2021]

Title ¹	Industry code	Product code	Index base	Unadjusted index ²				
				Aug. 2021	Sept. 2021 ^P	Oct. 2021 ^P	Nov. 2021 ^P	Dec. 2021 ^P
Women's, girls', and infants' cut and sew apparel manufacturing - Continued								
Women's and girls' blouses and shirts.....		315240-2	06/83	172.616	172.646	175.124	175.124	175.124
Women's and girls' knit shirts and blouses, made from purchased fabrics.....		315240-21	06/93	138.021	138.021	140.548	140.548	140.548
Women's and girls' woven shirts and blouses, made from purchased fabrics.....		315240-23	06/83	201.695	201.857	201.857	201.857	201.857
Women's and girls' dresses, made from purchased fabrics.....		315240-3	12/80	131.977	131.977	131.977	131.977	131.977
Women's and girls' suits, coats, and skirts.....		315240-4	12/82	127.177	127.177	127.177	127.177	127.177
Women's and girls' skirts, made from purchased fabrics.....		315240-46	12/82	131.095	131.095	131.095	131.095	131.095
Women's and girls' other outerwear.....		315240-8	06/83	104.759	104.518	104.806	107.833	107.833
Women's and girls' shorts, including tennis skirts, made from purchased fabrics.....		315240-84	06/93	114.323	114.323	114.323	128.595	128.595
Women's and girls' slacks, jeans, & jean-cut casual slacks (exc. sweatpants), m/fpm.....		315240-86	06/83	67.212	67.212	67.212	67.212	67.212
Women's and girls' swimwear, made from purchased fabrics.....		315240-8A	12/83	163.431	162.110	163.687	164.411	164.411
Women's and girls' nontailored coats, jackets, vests, and washable service apparel, m/fpm.....		315240-8T	06/07	88.179	88.179	88.179	88.179	88.179
Secondary products and miscellaneous receipts.....		315240-SM						
Secondary products.....		315240-S	12/11	99.830	101.859	101.859	102.083	102.084
Other cut and sew apparel manufacturing.....	31528		12/03	144.987	145.190	145.190	145.362	145.362
Other cut and sew apparel manufacturing.....	315280		12/03	142.610	142.809	142.809	142.978	142.978
Primary products.....		315280-P	12/03	145.332	145.561	145.561	145.770	145.770
Fur and leather apparel, made from purchased materials.....		315280-2	12/03	183.242	185.496	185.496	185.978	185.978
All other cut and sew apparel, made from purchased materials.....		315280-6	12/03	144.087	144.087	144.087	-	-
Team sport uniforms, men's and boys', made from purchased fabrics.....		315280-65	12/06	138.696	138.696	138.696	138.696	138.696
Vestments and costumes, made from purchased materials.....		315280-69	12/03	134.285	134.285	134.285	134.505	134.505
Secondary products and miscellaneous receipts.....		315280-SM						
Secondary products.....		315280-S	12/03	99.504	99.914	99.914	99.914	99.914
Accessories and other apparel manufacturing.....	3159		12/03	142.159	142.415	142.577	142.577	144.426
Accessories and other apparel manufacturing.....	31599		12/03	142.156	142.412	142.574	142.574	144.423
Accessories and other apparel manufacturing.....	315990		12/11	127.877	128.108	128.254	128.254	129.917
Primary products.....		315990-P	12/11	125.067	125.377	125.573	125.573	127.809
All other accessories and apparel.....		315990-B	12/03	121.749	121.749	121.749	121.749	121.749
Leather belts, made from purchased materials.....		315990-BC	06/85	166.712	166.712	166.712	166.712	166.712
All other apparel accessories, made from purchased materials.....		315990-BE	12/11	118.983	118.983	118.983	118.983	118.983
Hats, caps, and millinery products.....		315990-4	12/90	230.794	232.821	233.909	233.909	248.516
Men's and boys' fabric, straw, and felt hats, made from purchased materials.....		315990-41	12/90	239.840	244.791	247.446	247.446	250.488
Women's, girls', and infants' fabric, straw, and felt hats, made from purchased materials.....		315990-43	12/90	159.903	159.903	159.903	159.903	159.903
Hat bodies and fabric caps, made from purchased materials.....		315990-45	12/90	239.999	239.999	239.999	239.999	266.290
Gloves and mittens, made from purchased materials.....		315990-7	12/03	167.266	167.266	167.530	167.530	167.530
Secondary products and miscellaneous receipts.....		315990-SM						
Miscellaneous receipts.....		315990-M	12/11	136.242	136.242	136.242	136.242	136.242
Secondary products.....		315990-S	12/11	130.379	130.379	130.379	130.379	130.384
Leather and allied product manufacturing.....	316		12/84	189.833	189.224	186.412	185.358	186.543
Leather and hide tanning and finishing.....	3161		06/81	229.160	226.181	211.485	199.197	199.480
Leather and hide tanning and finishing.....	31611		06/81	229.160	226.181	211.485	199.197	199.480
Leather and hide tanning and finishing.....	316110		06/81	229.015	226.038	211.346	199.062	199.345
Primary products.....		316110-P	06/81	226.442	223.412	208.462	195.963	196.251
Finished and unfinished leather.....		316110-1	12/97	129.513	127.534	117.767	109.601	109.789
Tanning or finishing leather owned by others, and furs, dressed and dyed or bleached.....		316110-2	06/11	114.184	114.184	114.184	114.184	114.184
Contract and commission receipts for tanning or finishing leather owned by others.....		316110-21	06/81	180.368	180.368	180.368	180.368	180.368
Secondary products and miscellaneous receipts.....		316110-SM						
Footwear manufacturing.....	3162		12/03	138.972	139.046	139.313	141.920	143.452
Footwear manufacturing.....	31621		12/03	138.972	139.046	139.313	141.920	143.452
Footwear manufacturing.....	316210		12/11	122.845	122.910	123.146	125.451	126.804
Primary products.....		316210-P	12/11	121.755	121.825	121.978	124.404	125.093
Rubber and plastics footwear, including athletic footwear.....		316210-1	12/80	156.651	157.024	157.056	157.056	158.999
Men's footwear (size 6 and larger), excluding athletic.....		316210-2	12/93	170.153	170.153	170.251	176.200	176.200
Women's footwear (size 4 and larger), excluding athletic.....		316210-5	12/93	137.199	137.199	137.771	139.243	140.779
Secondary products and miscellaneous receipts.....		316210-SM						
Miscellaneous receipts.....		316210-M	12/11	141.504	141.504	145.377	148.038	150.472
Other leather product manufacturing.....	3169		12/03	139.668	139.679	140.296	140.697	141.278
Other leather product manufacturing.....	31699		12/03	139.668	139.679	140.296	140.697	141.278
Women's handbag and purse manufacturing.....	316992		06/82	192.710	192.779	192.779	192.779	192.918

See footnotes at end of table.

Table 11. Producer price indexes for net output of selected industries and their products, not seasonally adjusted — Continued
 [December 2021]

Title ¹	Industry code	Product code	Index base	Unadjusted index ²				
				Aug. 2021	Sept. 2021 ^P	Oct. 2021 ^P	Nov. 2021 ^P	Dec. 2021 ^P
Women's handbag and purse manufacturing - Continued								
Primary products.....		316992-P	06/82	181.338	181.410	181.410	181.410	181.557
Women's and children's handbags and purses.....		316992-0	06/06	132.586	132.639	132.639	132.639	132.746
Secondary and miscellaneous receipts.....		316992-SM						
All other leather and allied good mfg.....	316998		12/11	122.279	122.279	122.964	123.408	124.028
Primary products.....		316998-P	12/11	120.955	120.955	121.829	122.408	123.095
Luggage (including suitcases, travel bags, backpacks, and other types).....		316998-1	12/84	151.225	151.225	151.225	152.614	152.614
Personal leather goods (excluding women's handbags and purses).....		316998-2	06/82	190.437	190.437	190.437	190.437	190.437
Boot and shoe cut stock and findings.....		316998-4	12/06	117.876	117.876	121.828	121.828	121.828
All other miscellaneous leather goods.....		316998-5	12/03	157.026	157.026	158.416	159.046	161.036
Secondary products and miscellaneous receipts.....		316998-SM						
Miscellaneous receipts.....		316998-M	12/11	129.659	129.659	129.659	129.659	129.659
Wood product manufacturing.....	321		12/03	185.276	180.078	183.116	185.665	194.208
Sawmills and wood preservation.....	3211		12/03	152.224	147.565	154.767	160.635	184.174
Sawmills and wood preservation.....	32111		12/03	152.224	147.565	154.767	160.635	184.174
Sawmills.....	321113		12/80	220.877	213.665	225.324	234.335	274.177
Primary products.....		321113-P	12/03	148.663	143.158	152.086	158.955	189.496
Hardwood lumber, made in sawmills.....		321113-1	12/03	148.813	149.089	154.419	149.977	149.335
Softwood lumber, made in sawmills.....		321113-3	12/03	142.287	134.865	146.234	157.394	202.603
Softwood dressed lumber, less than 2 inches in nominal thickness, not edge worked.....		321113-32	06/12	234.402	188.883	151.374	149.060	155.282
Softwood dressed 2-inch lumber, 2 inches in nominal thickness only, not edge worked.....		321113-33	06/12	137.116	133.008	159.816	178.808	262.142
Softwood dressed lumber and timbers, more than 2 inches in nominal thickness, not edge worked.....		321113-34	06/12	130.152	131.961	158.549	180.433	196.620
Wood chips, excluding field chips.....		321113-5	12/80	135.212	131.181	131.098	132.891	132.200
Wood ties, siding, shingles, and shakes, and contract sawing of logs owned by others.....		321113-7	12/03	155.660	156.083	159.044	159.473	158.444
Secondary products and miscellaneous receipts.....		321113-SM						
Secondary products.....		321113-S	12/03	152.060	-	-	-	-
Wood preservation.....	321114		06/85	245.176	240.213	245.561	252.628	260.166
Primary products.....		321114-P	06/85	232.203	228.866	235.699	244.615	252.193
Wood poles, piles, and posts owned and treated by the same establishment.....		321114-1	06/85	293.745	295.433	296.385	295.762	295.603
Other wood products owned and treated by the same establishment.....		321114-5	06/85	214.913	209.770	218.994	231.867	242.008
Receipts for treating wood owned by others w/ arsenical chemicals, creosote, & other chemicals.....		321114-9	06/85	206.384	205.648	207.276	207.390	212.243
Secondary products and miscellaneous receipts.....		321114-SM						
Plywood and engineered wood product mfg.....	3212		12/03	206.406	185.974	189.316	193.614	197.878
Plywood and engineered wood product mfg.....	32121		12/03	206.406	185.974	189.316	193.614	197.878
Hardwood veneer and plywood manufacturing.....	321211		06/85	199.806	204.954	208.022	212.705	210.822
Primary products.....		321211-P	06/85	209.602	215.494	219.006	224.368	222.212
Hardwood veneer, including veneer backed with paper, cloth, or other flexible material.....		321211-1	12/03	119.280	120.633	120.630	122.736	122.736
Hardwood plywood.....		321211-4	12/12	145.637	155.400	157.460	162.676	161.517
Hardwood veneered panels, including two-ply veneers.....		321211-7	06/85	211.259	199.400	211.076	213.165	205.545
Secondary products and miscellaneous receipts.....		321211-SM						
Softwood veneer and plywood manufacturing.....	321212		12/80	313.169	223.952	238.810	253.572	260.176
Primary products.....		321212-P	12/80	351.168	240.755	259.411	273.318	281.750
Softwood veneer, incl. veneer backed w/ paper, cloth, or other flexible material.....		321212-1	12/80	287.564	231.342	207.796	204.989	208.820
Softwood plywood products: rough, sanded, and specialties.....		321212-4	12/11	233.704	152.308	173.712	186.253	192.576
Secondary products and miscellaneous receipts.....		321212-SM						
Secondary products.....		321212-S	12/80	186.764	179.631	179.631	200.193	199.571
Engineered wood member manufacturing.....	321213		12/03	251.545	255.038	252.574	252.574	255.775
Primary products.....		321213-P	12/03	249.482	253.210	250.581	250.581	253.997
Engineered wood members (excluding trusses).....		321213-0	12/06	210.469	213.614	211.395	211.395	214.278
Laminated veneer lumber.....		321213-01	12/03	228.290	231.807	231.558	231.558	231.558
Other engineered structural wood members, excluding trusses & laminated veneer lumber.....		321213-02	12/03	275.238	279.249	274.278	274.278	281.047
Secondary products and miscellaneous receipts.....		321213-SM						
Truss manufacturing.....	321214		12/03	299.648	282.864	275.505	274.157	292.489
Primary products.....		321214-P	12/03	318.942	299.992	291.144	290.989	310.694
Wood trusses.....		321214-0	12/03	318.942	299.992	291.144	290.989	310.694
Secondary products and miscellaneous receipts.....		321214-SM						
Reconstituted wood product manufacturing.....	321219		06/91	335.490	315.608	324.588	332.234	333.489
Primary products.....		321219-P	06/91	337.317	317.047	326.111	333.836	335.099
Hardboard products.....		321219-B	12/11	139.028	139.028	144.095	144.095	144.095

See footnotes at end of table.

Table 11. Producer price indexes for net output of selected industries and their products, not seasonally adjusted — Continued
 [December 2021]

Title ¹	Industry code	Product code	Index base	Unadjusted index ²				
				Aug. 2021	Sept. 2021 ^P	Oct. 2021 ^P	Nov. 2021 ^P	Dec. 2021 ^P
Reconstituted wood product manufacturing - Continued								
Particleboard made from particleboard produced at the same location.		321219-1	12/82	331.735	349.924	354.669	361.109	363.458
Medium density fiberboard (MDF) made from MDF produced at the same location.		321219-3	06/84	259.466	269.892	275.681	289.460	294.133
Secondary products and miscellaneous receipts.		321219-SM						
Other wood product manufacturing.	3219		12/03	187.529	189.597	190.513	190.675	194.087
Millwork.	32191		12/03	174.059	178.214	179.845	182.230	185.544
Wood window and door manufacturing.	321911		12/03	172.970	173.851	175.620	177.733	178.506
Primary products.		321911-P	12/03	169.971	170.671	172.365	174.242	175.036
Wood window units.		321911-1	06/83	303.395	303.395	303.395	306.078	306.078
Double hung wood window units.		321911-11	06/13	140.088	140.088	140.088	141.552	141.552
Casement wood window units.		321911-12	06/13	147.150	147.150	147.150	148.785	148.785
All other wood window units, including horizontal sliding, awning and single hung.		321911-13	06/13	120.617	120.617	120.617	120.617	120.617
Wood sash, excluding sash shipped in window units.		321911-3	06/83	302.902	302.902	302.902	302.902	302.902
Wood window & door frames, incl. door frames in door units, excl. window frames in window units.		321911-5	06/83	259.794	259.794	266.370	271.715	271.715
Wood panel, flush, & molded face doors, interior & exterior, incl. doors with glazed sections.		321911-7	06/83	272.207	276.440	280.747	285.316	289.741
Other wood doors, incl. garage, patio, bifold, cabinet, screen, storm and louver. ...		321911-9	06/83	265.548	265.923	268.011	268.752	269.524
Secondary products and miscellaneous receipts.		321911-SM						
Secondary products.		321911-S	12/03	174.537	175.200	176.914	176.369	177.245
Cut stock, resawing lumber, and planing.	321912		12/03	184.988	187.716	189.051	190.333	196.781
Primary products.		321912-P	12/03	191.472	188.454	190.115	190.678	198.068
Softwood lumber, made from purchased lumber.		321912-3	12/03	238.517	234.127	236.730	239.882	256.426
Hardwood cut stock and dimension.		321912-6	06/84	318.248	318.248	318.248	318.248	318.248
Softwood cut stock and dimension.		321912-8	12/80	263.366	245.999	259.258	259.967	287.373
Sawn wood fence stock, wood lath, and contract resawing and planing.		321912-9	12/03	147.644	147.644	147.644	147.644	147.644
Secondary products and miscellaneous receipts.		321912-SM						
Other millwork, including flooring.	321918		12/03	158.708	170.430	172.183	176.386	179.917
Primary products.		321918-P	12/03	155.105	166.397	168.290	172.824	176.319
Wood moldings.		321918-2	06/83	295.815	338.005	338.374	343.630	346.665
Other wood millwork products, including stairwork, exterior millwork, and softwood flooring.		321918-5	12/03	136.144	147.968	150.855	151.312	153.472
Hardwood flooring.		321918-7	06/84	224.863	228.429	232.092	243.060	250.786
Hardwood flooring, other than oak and maple.		321918-72	12/03	154.776	153.436	159.709	159.845	159.574
Oak and maple hardwood flooring.		321918-73	06/84	202.288	206.486	208.802	220.605	229.016
Secondary products and miscellaneous receipts.		321918-SM						
Secondary products.		321918-S	12/03	244.078	248.712	248.712	248.770	256.852
Wood container and pallet manufacturing.	32192		12/03	208.247	208.324	205.892	202.076	202.795
Wood container and pallet manufacturing.	321920		12/03	208.245	208.321	205.885	202.067	202.786
Primary products.		321920-P	12/03	206.876	206.500	202.158	197.500	198.121
Nailed and lock-corner wood boxes.		321920-1	06/85	194.664	194.367	214.087	210.638	210.638
Wood box and crate shook.		321920-3	06/85	262.385	259.467	230.759	230.759	226.803
Wood pallets and pallet containers, wood and metal combination.		321920-5	12/03	221.431	221.162	216.696	210.746	211.844
Other wood container parts and wood containers.		321920-7	12/03	144.042	144.042	144.042	144.042	144.042
Secondary products and miscellaneous receipts.		321920-SM						
Miscellaneous receipts.		321920-M	12/03	245.908	254.554	285.336	294.921	296.403
Secondary products.		321920-S	12/03	181.002	180.204	180.749	181.042	184.066
All other wood product manufacturing.	32199		12/03	189.610	188.711	190.347	188.550	193.795
Manufactured home, mobile home, manufacturing.	321991		06/81	440.550	440.550	447.351	447.992	467.795
Primary products.		321991-P	06/81	440.438	440.438	447.233	447.882	467.888
Manufactured homes (mobile homes), all width sizes (incl. multisection).		321991-1	06/81	441.340	441.340	448.148	448.799	468.846
Secondary products and miscellaneous receipts.		321991-SM						
Prefabricated wood building manufacturing.	321992		12/84	368.666	360.733	359.928	363.230	378.538
Primary products.		321992-P	12/84	348.380	347.419	350.522	352.825	369.199
Prefabricated stationary wood buildings, components (not sold as complete units).		321992-1	12/89	191.191	191.191	189.010	189.010	206.320
Prefabricated stationary wood buildings, shipped in panel form (complete units). ...		321992-5	12/84	386.830	380.910	405.056	412.311	446.768
Prefabricated stationary wood buildings, precut packages (complete units).		321992-6	12/84	456.461	454.651	457.223	462.995	463.659
Prefabricated stationary wood buildings, shipped in three-dimensional assemblies.		321992-7	12/84	361.784	361.778	366.108	368.100	370.899
Prefabricated stationary wood buildings, three-dimensional assemblies, residential.		321992-71	12/84	347.417	347.015	353.054	354.893	357.729
Prefabricated stationary wood buildings, three-dimensional assemblies, nonresidential.		321992-72	12/84	468.908	471.580	464.482	467.560	470.186
Secondary products and miscellaneous receipts.		321992-SM						
Miscellaneous receipts.		321992-M	06/98	289.473	252.371	241.020	247.794	247.863

See footnotes at end of table.

Table 11. Producer price indexes for net output of selected industries and their products, not seasonally adjusted — Continued
 [December 2021]

Title ¹	Industry code	Product code	Index base	Unadjusted index ²				
				Aug. 2021	Sept. 2021 ^P	Oct. 2021 ^P	Nov. 2021 ^P	Dec. 2021 ^P
Prefabricated wood building manufacturing - Continued								
Secondary products.....		321992-S	08/92	375.680	375.491	343.061	343.908	—
Miscellaneous wood product manufacturing.....	321999		12/03	139.673	139.741	140.882	136.461	136.709
Primary products.....		321999-P	06/84	208.851	208.833	210.635	203.536	203.853
All other miscellaneous wood products.....		321999-0	06/02	136.465	136.453	137.630	132.992	133.199
Secondary products and miscellaneous receipts.....		321999-SM						
Secondary products.....		321999-S	06/84	257.164	261.935	263.027	—	—
Paper manufacturing.....	322		12/03	157.838	159.794	162.621	164.584	165.446
Pulp, paper & paperboard mills.....	3221		12/03	156.237	157.437	159.997	161.870	162.500
Pulp mills.....	32211		12/82	215.122	214.365	215.479	211.365	209.016
Pulp mills.....	322110		12/82	215.121	214.364	215.478	211.363	209.014
Primary products.....		322110-P	12/82	238.104	237.266	238.499	233.945	231.345
Special alpha and dissolving wood pulp, incl. sulfite and sulfate and other wood pulp.....		322110-6	12/11	112.181	111.165	111.103	106.752	105.345
All other miscellaneous pulp, other than wood, and pulp mill by-products, incl. turpentine.....		322110-9	06/88	300.752	307.285	316.692	337.900	336.834
Paper mills.....	32212		06/81	206.013	207.094	207.507	212.546	213.164
Paper, except newsprint, mills.....	322121		12/03	141.860	142.333	142.858	146.272	146.496
Primary products.....		322121-P	12/03	140.803	141.083	141.960	144.799	145.084
Sanitary tissue paper products, made in paper mills.....		322121-Q	06/83	207.030	207.702	207.473	208.989	206.603
Paper table napkins, industrial & retail pkgs, bulk and dispenser types, made in paper mills.....		322121-Q2	06/83	251.717	251.017	252.790	252.790	252.790
Paper towels, industrial packages (rolled, folded, and interfolded), made in paper mills.....		322121-Q6	12/06	107.461	108.875	108.884	108.867	111.341
Other sanitary tissue paper products, made in paper mills.....		322121-Q9	12/02	107.569	107.395	106.650	109.517	106.352
Bleached bristol, clay-coated, uncoated, and industrial converted paper.....		322121-6	12/11	108.966	109.059	110.492	114.232	115.742
Secondary products and miscellaneous receipts.....		322121-SM						
Newsprint mills.....	322122		12/03	107.752	112.065	108.959	112.366	115.478
Primary products.....		322122-P	12/03	108.605	112.952	109.822	113.256	116.392
Newsprint.....		322122-1	06/81	136.078	138.045	139.582	141.530	141.440
Secondary products and miscellaneous receipts.....		322122-SM1						
Paperboard mills.....	32213		12/82	338.606	342.740	355.179	354.823	357.246
Paperboard mills.....	322130		12/82	338.974	343.114	355.569	355.215	357.642
Primary products.....		322130-P	12/82	320.396	324.711	337.550	337.932	340.722
Bleached packaging and industrial converting paperboard.....		322130-B	05/21	105.010	108.825	111.598	111.613	111.970
Unbleached kraft packaging and industrial converting paperboard.....		322130-1	12/82	318.144	319.329	336.322	336.322	339.241
Recycled paperboard.....		322130-7	12/82	375.335	381.958	394.408	395.969	400.556
Secondary products and miscellaneous receipts.....		322130-SM						
Secondary products.....		322130-S	12/82	—	—	486.522	463.655	458.683
Converted paper product mfg.....	3222		12/03	160.955	163.399	166.816	168.663	169.735
Paper container mfg.....	32221		12/84	278.153	281.642	291.231	293.849	294.640
Corrugated and solid fiber box manufacturing.....	322211		03/80	388.671	394.266	410.168	411.502	412.017
Primary products.....		322211-P	03/80	388.373	393.715	408.707	410.223	411.474
Corrugated and solid fiber boxes, including pallets.....		322211-0	03/80	388.373	393.715	408.707	410.223	411.474
Corrugated shipping containers for food and beverages and carryout boxes for retail food.....		322211-01	03/80	321.057	324.413	332.284	334.000	334.982
Corrugated shipping containers for paper and allied products.....		322211-02	03/80	406.682	411.940	432.943	432.943	433.632
Corrugated shipping containers for metal and electrical machinery.....		322211-03	06/02	230.140	232.169	242.890	244.051	244.051
Corrugated shipping containers for all other end uses.....		322211-04	03/80	383.438	400.602	409.413	409.413	409.413
Corrugated paperboard in sheets and rolls, lined and unlined.....		322211-05	03/80	347.369	349.897	362.018	365.350	369.255
Other corrugated and solid fiber products, including containers, pallets, pads, etc.....		322211-09	06/02	226.266	227.150	238.403	239.288	239.497
Secondary products and miscellaneous receipts.....		322211-SM						
Miscellaneous receipts.....		322211-M	06/02	274.284	282.380	299.087	298.382	290.600
Secondary products.....		322211-S	12/90	179.927	180.076	193.831	194.001	194.845
Folding paperboard box manufacturing.....	322212		12/83	177.088	178.959	184.262	187.196	190.486
Primary products.....		322212-P	12/83	174.873	176.736	182.371	185.316	188.668
Folding paperboard boxes, packaging, and packaging components.....		322212-0	12/83	174.873	176.736	182.371	185.316	188.668
Secondary products and miscellaneous receipts.....		322212-SM						
Other paperboard container manufacturing.....	322219		12/11	118.164	118.820	119.594	123.216	121.648
Primary products.....		322219-P	12/11	119.588	120.350	121.248	125.450	123.630
Setup (rigid) paperboard boxes.....		322219-1	12/83	298.549	301.317	302.023	302.023	306.256
Milk and milk-type paperboard cartons, including juice, beverage, and other products.....		322219-4	02/04	124.755	124.755	126.538	—	—
Paperboard fiber drums with ends of any material.....		322219-7	12/85	496.398	497.341	500.945	526.738	527.980

See footnotes at end of table.

Table 11. Producer price indexes for net output of selected industries and their products, not seasonally adjusted — Continued
 [December 2021]

Title ¹	Industry code	Product code	Index base	Unadjusted index ²				
				Aug. 2021	Sept. 2021 ^P	Oct. 2021 ^P	Nov. 2021 ^P	Dec. 2021 ^P
Other paperboard container manufacturing - Continued								
Fiber cans, tubes, and similar fiber products.....		322219-8	12/85	323.979	329.611	335.434	338.370	348.379
Fiber cans, all fiber and composite.....		322219-81	12/85	280.499	282.183	283.500	284.713	286.140
Fiber cores and tubes.....		322219-82	12/85	355.739	364.114	373.014	377.152	393.098
Paperboard cones, reels, spools, bobbins, blocks, and all vulcanized fiber products.....		322219-83	12/02	149.122	149.555	151.366	151.690	151.690
Secondary products and miscellaneous receipts.....		322219-SM						
Miscellaneous receipts.....		322219-M	12/11	101.219	101.219	101.219	101.219	101.219
Paper bag and coated and treated paper mfg.....	32222		12/03	153.532	154.945	155.555	157.058	157.962
Paper bag and coated and treated paper manufacturing.....	322220		12/11	116.701	117.774	118.240	119.382	120.071
Primary products.....		322220-P	12/11	115.053	115.747	116.731	117.884	118.736
Specialty bags, pouches, and liners, multiweb laminations and foil, except film-film.....		322220-C	12/83	244.424	244.795	242.838	263.617	266.223
Uncoated single-web paper grocers' bags and sacks and variety and shopping bags.....		322220-D	12/83	405.758	410.018	410.018	410.018	410.018
Laminated aluminum foil rolls and sheets for flexible packaging uses.....		322220-F	12/03	129.911	129.869	131.239	131.400	134.600
Pasted, lined, laminated, or surface-coated paperboard.....		322220-G	12/84	294.592	294.592	296.925	296.925	302.415
Single-web paper, rolls and sheets, including waxed, for flexible packaging uses.....		322220-H	12/87	222.395	222.404	231.813	231.818	231.818
Multiweb laminated rolls and sheets, except foil, for flexible packaging uses.....		322220-J	12/03	139.975	139.719	144.538	145.175	147.413
Printing paper, coated at establishments other than where paper was produced. ...		322220-K	12/82	258.718	258.718	258.718	258.718	258.718
Pressure-sensitive products.....		322220-N	12/82	210.930	213.732	214.912	218.168	219.260
Wallcoverings.....		322220-7	06/85	182.992	182.992	182.992	182.992	182.992
Converted foil for nonpackaging applications.....		322220-8	06/13	98.232	102.431	101.711	102.275	102.502
Other coated and processed papers, except for packaging uses.....		322220-9	12/11	106.450	106.466	107.627	107.911	109.055
Secondary products and miscellaneous receipts.....		322220-SM						
Miscellaneous receipts.....		322220-M	12/11	140.381	155.778	140.381	142.607	138.370
Stationery product mfg.....	32223		12/03	155.653	158.583	157.955	162.058	166.462
Stationery product manufacturing.....	322230		12/11	121.698	123.988	123.497	126.705	130.149
Primary products.....		322230-P	12/11	122.164	124.569	123.898	127.270	130.822
Die-cut paper and paperboard office supplies.....		322230-4	12/89	191.305	191.305	191.305	192.468	206.618
Envelopes, commercial, all types and materials.....		322230-5	12/84	189.585	192.569	193.781	204.586	208.502
Tablets, pads and related products.....		322230-9	06/85	211.088	211.833	211.905	212.060	216.240
Secondary products and miscellaneous receipts.....		322230-SM						
Miscellaneous receipts.....		322230-M	12/11	112.604	114.010	116.646	116.493	115.965
Other converted paper product mfg.....	32229		12/03	123.234	127.099	127.893	129.690	131.182
Sanitary paper product manufacturing.....	322291		12/03	113.640	117.788	117.575	118.467	119.873
Primary products.....		322291-P	06/83	166.741	173.060	172.596	174.342	175.581
Disposable diapers and similar disposable products, made from purchased sanitary paper stock.....		322291-2	12/03	93.490	98.903	98.903	99.255	99.449
Sanitary tissue paper products, made from purchased sanitary paper stock or wadding.....		322291-5	12/03	135.119	136.323	135.402	138.132	140.184
Secondary products and miscellaneous receipts.....		322291-SM						
Miscellaneous receipts.....		322291-M	12/03	193.176	193.176	193.176	180.654	214.092
All other converted paper product mfg.....	322299		12/03	147.318	150.354	153.846	158.036	159.726
Primary products.....		322299-P	12/03	145.733	148.389	151.906	155.656	157.046
Molded pulp goods, including egg cartons, florist pots, food trays, etc.....		322299-1	12/03	152.563	154.562	155.287	159.217	161.240
Miscellaneous converted paper and paperboard products.....		322299-3	12/03	143.764	146.522	150.514	154.212	155.484
Secondary products and miscellaneous receipts.....		322299-SM						
Printing and related support activities.....	323		12/03	126.605	127.511	128.233	132.659	133.915
Printing and related support activities.....	3231		12/03	126.756	127.664	128.387	132.818	134.075
Printing.....	32311		12/03	127.636	128.465	129.205	133.786	135.022
Commercial screen printing.....	323113		12/03	111.069	111.456	112.723	114.597	115.507
Primary products.....		323113-P	12/03	109.844	110.273	111.691	113.742	114.527
Screen printing on garments, apparel accessories, and other fabric articles, excluding labels.....		323113-4	06/90	144.577	144.923	147.571	149.663	151.128
Screen printing (excluding on textiles, apparel, apparel accessories, and labels) ...		323113-6	12/06	100.154	100.906	100.906	103.783	103.783
Secondary products and miscellaneous receipts.....		323113-SM						
Miscellaneous receipts.....		323113-M	12/03	123.628	123.628	124.462	124.462	126.442
Secondary products.....		323113-S	12/03	107.921	108.258	108.651	110.471	111.537
Books printing.....	323117		12/83	200.364	203.696	205.343	208.570	211.936
Primary products.....		323117-P	12/83	198.531	202.062	203.818	206.978	210.517
Other book and pamphlet printing and binding.....		323117-E	06/93	150.288	150.396	150.509	150.518	150.708
Textbook printing and binding.....		323117-1	06/93	115.655	117.567	120.713	123.229	125.430
Technical, scientific, & professional book printing & binding.....		323117-3	06/93	116.465	122.453	123.388	126.259	126.345
Religious book printing and binding.....		323117-5	06/93	137.831	140.875	142.661	147.762	153.375
General book (trade, etc.) printing & binding.....		323117-7	06/93	155.934	158.885	159.430	161.911	166.151

See footnotes at end of table.

Table 11. Producer price indexes for net output of selected industries and their products, not seasonally adjusted — Continued
[December 2021]

Title ¹	Industry code	Product code	Index base	Unadjusted index ²				
				Aug. 2021	Sept. 2021 ^P	Oct. 2021 ^P	Nov. 2021 ^P	Dec. 2021 ^P
Books printing - Continued								
Secondary products and miscellaneous receipts.....		323117-SM						
Secondary products.....		323117-S	12/83	216.741	218.718	219.556	224.549	226.857
Commercial printing, except screen and books.....	32311K		12/11	113.464	114.158	114.733	119.175	120.237
Primary products.....		32311K-P	12/11	112.020	112.666	113.247	117.682	118.649
Commercial lithographic printing.....		32311K-0	06/82	174.514	175.102	176.602	184.505	186.323
Other commercial and general job printing (lithographic).....		32311K-0B	12/01	112.165	112.728	112.531	113.341	114.451
Magazine and periodical printing (lithographic).....		32311K-01	06/82	145.447	146.137	152.602	152.602	157.410
Label and wrapper printing (lithographic).....		32311K-03	06/82	166.290	166.290	166.290	166.290	166.290
Catalog and directory printing (lithographic).....		32311K-05	06/82	150.101	150.101	150.502	151.045	151.436
Advertising printing (lithographic).....		32311K-09	06/82	160.034	160.731	161.638	162.400	163.815
Commercial flexographic printing.....		32311K-2	12/03	156.763	158.005	158.985	166.146	166.146
Label and wrapper printing (flexographic).....		32311K-21	12/01	153.750	154.839	155.880	159.550	159.550
Quick printing.....		32311K-4	12/03	127.684	127.684	127.684	127.684	127.684
Digital printing.....		32311K-5	12/03	104.546	105.737	105.548	110.801	111.763
Manifold business forms printing.....		32311K-6	12/03	212.675	212.675	212.675	217.547	217.547
Unit set business forms, loose or bound, manifold books, and pegboard accounting systems.....		32311K-62	12/17	108.393	108.393	108.393	108.393	108.393
Other commercial printing.....		32311K-9	12/03	123.563	123.639	123.639	123.639	126.425
All other commercial and general job printing.....		32311K-9V	09/18	128.765	128.818	128.818	128.818	128.818
Secondary products and miscellaneous receipts.....		32311K-SM						
Miscellaneous receipts.....		32311K-M	12/11	118.834	118.804	119.278	119.552	119.555
Secondary products.....		32311K-S	12/11	136.254	138.970	139.538	149.277	153.910
Support activities for printing.....	32312		12/03	105.970	109.114	109.373	109.893	111.848
Support activities for printing.....	323120		12/11	107.530	110.720	110.983	111.510	113.494
Primary products.....		323120-P	12/11	105.213	108.574	108.825	109.305	111.474
Softcover, pamphlet, sample book, and other binding of books and materials printed elsewhere.....		323120-3	12/06	113.445	120.742	122.044	122.310	125.830
Edition, library, and other hardcover binding of books printed elsewhere.....		323120-4	12/85	199.067	202.254	202.254	-	-
Miscellaneous binding and postpress work, incl collating, perforating, folding, gluing, etc.....		323120-5	12/06	117.767	121.823	122.174	124.058	125.260
Prepress services, excl platemaking (incl film, assembled flats, color sep., typesetting, etc.).....		323120-7	12/03	89.990	92.748	92.748	92.748	94.571
Printing plates and cylinders, prepared for printing (excl blank plates and blank cylinders).....		323120-9	12/03	100.973	102.417	102.417	102.417	105.282
Secondary products and miscellaneous receipts.....		323120-SM						
Petroleum and coal products manufacturing.....	324		12/84	318.012	321.730	347.479	349.496	328.660
Petroleum and coal products mfg.....	3241		12/84	318.012	321.730	347.479	349.496	328.660
Petroleum refineries.....	32411		06/85	317.880	321.787	349.297	351.308	328.777
Petroleum refineries.....	324110		06/85	317.925	321.829	349.354	351.365	328.822
Primary products.....		324110-P	06/85	330.435	334.210	363.866	366.033	341.744
Kerosene, except jet fuel.....		324110-B	06/85	264.026	278.029	317.504	311.084	284.072
Light fuel oils.....		324110-C	06/85	380.387	394.375	442.061	434.338	410.170
Home heating oil and other distillates, NEC.....		324110-C1	06/85	253.277	261.805	301.801	301.298	264.977
Diesel fuel.....		324110-C2	06/85	403.414	418.305	468.290	459.770	435.577
Heavy fuel oils, including No. 5, No. 6, heavy diesel, gas enrichment oils, etc.....		324110-E	06/85	268.402	264.289	289.203	301.774	299.041
Unfinished oils and lubricating oil base stock.....		324110-J	06/85	479.189	511.989	515.215	487.919	468.938
Liquefied refinery gases, including other aliphatics (feed stock and other uses).....		324110-R	06/85	1,131.376	903.173	1,066.632	1,074.069	944.378
Other finished petroleum products, including waxes.....		324110-T	06/85	403.505	433.135	455.085	557.845	739.175
Gasoline, including finished base stocks and blending agents.....		324110-1	06/85	265.211	267.552	283.764	286.692	261.361
Motor gasoline, including finished base stocks and blending agents.....		324110-12	06/85	266.494	269.214	285.938	288.538	262.998
Regular gasoline.....		324110-121	06/85	258.840	261.436	278.518	280.596	255.398
Mid-premium gasoline.....		324110-122	12/87	386.375	383.468	408.679	415.339	381.974
Premium gasoline.....		324110-123	06/85	276.282	280.219	291.093	296.844	272.925
Jet fuel.....		324110-6	06/85	251.573	260.204	292.529	303.592	269.784
Asphalt.....		324110-9	06/85	250.937	248.544	245.053	264.984	248.972
Secondary products and miscellaneous receipts.....		324110-SM1						
Asphalt paving and roofing materials mfg.....	32412		12/84	292.044	293.211	293.791	297.467	293.418
Asphalt paving mixture & block manufacturing.....	324121		06/81	328.531	329.291	330.949	330.567	334.230
Primary products.....		324121-P	06/81	327.194	327.636	329.406	328.997	332.905
Asphalt paving mixtures & blocks.....		324121-0	06/81	327.194	327.636	329.406	328.997	332.905
Emulsified asphalt, including liquid additives.....		324121-0111	12/04	221.896	219.831	223.470	226.055	225.621
Other liquid asphalt and tar paving materials, including cut-backs.....		324121-0121	12/04	293.243	295.893	299.942	300.532	299.971
Asphalt and tar paving mixt. (excl liquid), incl bitum. or asph. concrete, asph. paving cement.....		324121-0131	12/04	209.037	210.224	210.071	208.319	213.033
Secondary products and miscellaneous receipts.....		324121-SM						
Miscellaneous receipts.....		324121-M	12/04	175.682	175.682	175.682	175.682	175.682

See footnotes at end of table.

Table 11. Producer price indexes for net output of selected industries and their products, not seasonally adjusted — Continued
 [December 2021]

Title ¹	Industry code	Product code	Index base	Unadjusted index ²				
				Aug. 2021	Sept. 2021 ^P	Oct. 2021 ^P	Nov. 2021 ^P	Dec. 2021 ^P
Asphalt paving mixture & block manufacturing - Continued								
Secondary products.....		324121-S	06/81	—	334.915	334.915	334.915	334.915
Asphalt shingle and coating materials manufacturing.....	324122		06/84	292.183	293.858	293.521	301.315	289.777
Primary products.....		324122-P	06/84	294.712	296.477	296.155	304.452	291.950
Roofing asphalts and pitches, coatings, and cements.....		324122-1	06/84	270.299	270.299	270.105	269.871	270.034
Prepared asphalt and tar roofing and siding products, incl. saturated felts for nonbuilding use.....		324122-2	06/84	294.215	296.242	295.904	305.472	291.087
Asphalt smooth-surfaced roll roofing and cap sheets, organic and fiberglass base.....		324122-21	12/12	116.623	118.245	118.362	113.898	115.329
Asphalt mineral-surfaced roll roofing and cap sheets, organic and fiberglass base.....		324122-22	06/06	216.047	222.732	227.054	230.874	231.625
Other prepared asphalt and tar products for roofing and siding.....		324122-27	06/06	146.057	148.513	152.251	152.837	155.162
Secondary products and miscellaneous receipts.....		324122-SM						
Other petroleum and coal products mfg.....	32419		12/84	444.778	447.306	460.643	460.859	464.239
Petroleum lubricating oil and grease mfg.....	324191		12/80	508.391	509.515	527.871	527.774	528.654
Primary products.....		324191-P	12/80	535.188	536.465	555.524	555.413	556.412
Petroleum lubricating oils and greases, refined petroleum.....		324191-0	12/80	535.188	536.465	555.524	555.413	556.412
Lubricating oils (incl. hydraulic fluids, etc.), refined petroleum.....		324191-011	12/80	550.605	552.078	573.693	573.564	574.717
Secondary products and miscellaneous receipts.....		324191-SM						
All other petroleum and coal products mfg.....	324199		12/03	275.103	280.700	281.833	282.755	291.668
Primary products.....		324199-P	12/03	283.565	289.958	290.626	291.610	301.490
Coke oven and blast furnace products, made in coke oven establishments.....		324199-3	12/09	142.996	148.399	144.873	142.346	144.056
All other petroleum and coal products (excl. coke oven products), made in coke oven estab.....		324199-9	12/02	308.409	310.920	319.518	326.749	344.163
Secondary products and miscellaneous receipts.....		324199-SM						
Secondary products.....		324199-S	12/09	—	144.475	156.340	156.210	146.830
Chemical mfg.....	325		12/84	330.525	331.344	335.554	338.340	339.882
Basic chemical mfg.....	3251		12/84	401.457	401.317	409.908	422.105	423.896
Petrochemical mfg.....	32511		12/03	204.427	202.218	206.455	202.161	187.348
Petrochemical manufacturing.....	325110		12/03	206.148	204.713	208.163	203.825	189.123
Primary products.....		325110-P	12/03	226.882	232.582	228.813	223.973	209.957
Secondary products and miscellaneous receipts.....		325110-SM						
Industrial gas mfg.....	32512		12/03	196.494	195.719	190.893	220.678	226.501
Industrial gas manufacturing.....	325120		12/03	197.042	196.263	191.415	221.340	227.190
Primary products.....		325120-P	06/81	326.739	325.412	317.156	368.112	378.074
Oxygen.....		325120-A	06/81	391.641	388.248	387.726	387.726	387.829
Argon and hydrogen.....		325120-C	06/09	88.396	87.046	86.004	85.923	85.883
Other industrial gases (including fluorocarbon and acetylene).....		325120-T	06/09	224.409	223.873	215.523	268.659	279.269
Carbon dioxide.....		325120-4	06/81	510.625	513.986	516.366	513.034	506.449
Nitrogen.....		325120-7	06/81	247.688	246.212	246.682	248.043	248.282
Secondary products and miscellaneous receipts.....		325120-SM						
Synthetic dye and pigment mfg.....	32513		12/03	153.694	149.778	152.204	158.323	159.267
Synthetic dye and pigment manufacturing.....	325130		12/11	101.548	98.962	100.565	104.614	105.238
Primary products.....		325130-P	12/11	99.818	97.089	98.661	102.854	103.488
All other inorganic pigments, including TiO ₂ , chrome colors, and other white opaque pigments.....		325130-N	09/21	—	100.000	101.114	107.008	107.008
Chrome colors and other inorganic pigments.....		325130-N7	06/83	287.397	287.397	—	—	—
Synthetic organic dyes, pigments, lakes, and toners.....		325130-R	09/21	—	100.000	102.926	103.168	105.511
Synthetic organic dyes.....		325130-R8	12/82	108.433	109.644	117.184	117.364	126.883
Synthetic organic pigments, lakes, and toners.....		325130-R9	12/82	180.272	184.660	187.120	187.626	187.231
Secondary products and miscellaneous receipts.....		325130-SM						
Other basic inorganic chemical manufacturing.....	32518		12/03	300.174	301.942	320.655	324.125	329.055
Other basic inorganic chemical manufacturing.....	325180		12/10	130.856	131.630	139.661	141.183	143.346
Primary products.....		325180-P	12/10	112.310	113.151	113.735	115.526	118.071
Potassium and sodium compounds, excluding bleaches, alkalis, and alum.....		325180-A	12/82	451.609	451.556	457.029	468.670	478.253
All other inorganic chemicals.....		325180-H	12/03	331.429	333.257	333.381	341.702	339.845
Inorganic acids, excluding nitric, sulfuric and phosphoric.....		325180-3	12/82	121.249	121.206	125.949	129.747	129.739
Sodium hydroxide (caustic soda).....		325180-4	12/80	426.902	441.086	469.401	474.543	502.811
Carbon black, all processes.....		325180-6	12/83	455.444	466.885	476.385	493.991	564.759
Other alkalis.....		325180-7	12/11	113.952	114.630	114.883	116.947	116.304
Sulfuric acid.....		325180-9	12/82	165.941	163.471	164.917	163.839	—
Secondary products and miscellaneous receipts.....		325180-SM						
Miscellaneous receipts.....		325180-M	12/10	206.532	207.039	273.566	273.566	273.566
Secondary products.....		325180-S	12/10	183.702	183.717	181.729	181.729	181.729
Other basic organic chemical mfg.....	32519		12/03	205.554	207.161	208.938	218.023	223.476

See footnotes at end of table.

Table 11. Producer price indexes for net output of selected industries and their products, not seasonally adjusted — Continued
 [December 2021]

Title ¹	Industry code	Product code	Index base	Unadjusted index ²				
				Aug. 2021	Sept. 2021 ^P	Oct. 2021 ^P	Nov. 2021 ^P	Dec. 2021 ^P
Ethyl alcohol manufacturing.....	325193		12/03	228.463	230.669	229.684	261.978	276.521
Primary products.....		325193-P	12/82	261.517	265.081	266.588	317.746	338.289
Ethyl alcohol.....		325193-0	12/82	261.517	265.081	266.588	317.746	338.289
Secondary products and miscellaneous receipts.....		325193-SM						
Secondary products.....		325193-S	12/03	206.285	206.383	199.092	202.913	210.467
Cyclic crude, intermediate, and gum and wood chemical mfg.....	325194		06/11	117.814	117.958	119.905	119.161	121.546
Primary products.....		325194-P	06/11	126.782	128.622	131.061	133.043	135.770
Gum and wood chemicals, including wood distillation products.....		325194-1	06/84	452.618	452.224	456.092	457.092	458.006
Cyclic crude and intermediate chemicals.....		325194-2	12/03	222.216	226.475	231.467	235.843	241.934
Secondary products and miscellaneous receipts.....		325194-SM						
All other basic organic chemical manufacturing.....	325199		12/03	203.596	205.182	207.976	209.259	211.413
Primary products.....		325199-P	12/82	361.328	364.441	370.018	372.267	377.277
Natural organic chemicals.....		325199-E	12/08	115.859	119.528	121.208	120.567	120.379
Synthetic organic chemicals for use as flavor and perfume materials.....		325199-H	12/03	114.870	114.870	118.642	119.163	119.873
Synthetic organic plasticizers.....		325199-N	12/03	178.444	182.919	184.691	197.924	225.440
Other synthetic organic chemicals.....		325199-R	12/03	178.782	180.695	183.691	193.603	202.094
Miscellaneous end use chemicals and chemical products, excluding urea.....		325199-T	12/82	356.737	362.991	364.316	364.509	363.808
Miscellaneous cyclic and acyclic chemicals and chemical products, excluding fatty acid esters.....		325199-V	12/82	353.510	354.005	355.922	355.186	360.981
Fatty acids.....		325199-1	06/85	305.771	304.981	320.706	324.283	315.855
Industrial organic flavor oil mixtures and blends.....		325199-7	12/08	390.496	403.156	403.156	409.478	409.478
Secondary products and miscellaneous receipts.....		325199-SM						
Miscellaneous receipts.....		325199-M	12/82	1,388.814	1,388.814	1,388.814	1,388.814	1,388.814
Resin, synthetic rubber, and artificial/synthetic fiber/filaments mfg.....	3252		12/84	278.693	279.523	281.579	278.471	273.282
Resin and synthetic rubber mfg.....	32521		12/03	228.255	228.723	230.110	227.266	222.730
Plastics material and resins mfg.....	325211		12/80	376.960	377.061	379.479	374.849	367.671
Primary products.....		325211-P	12/80	353.492	353.283	355.601	350.099	342.065
Thermoplastic resins and plastics materials.....		325211-1	12/80	358.454	358.010	359.606	353.715	343.554
Thermosetting resins and plastics materials.....		325211-4	12/80	305.332	306.885	314.539	312.118	320.268
Secondary products and miscellaneous receipts.....		325211-SM						
Synthetic rubber manufacturing.....	325212		06/81	266.647	273.516	273.921	269.890	261.565
Primary products.....		325212-P	06/81	265.421	272.231	272.928	268.645	259.801
Synthetic rubber (vulcanizable elastomers).....		325212-0	06/81	265.421	272.231	272.928	268.645	259.801
Secondary products and miscellaneous receipts.....		325212-SM						
Artificial fibers and filaments manufacturing.....	32522		12/03	145.628	147.672	151.063	151.742	151.234
Artificial fibers and filaments manufacturing.....	325220		06/81	148.197	150.278	153.730	154.419	153.900
Primary products.....		325220-P	06/81	150.617	152.743	156.268	156.915	156.336
Polyester manufactured fibers.....		325220-7	12/89	123.760	124.347	135.323	136.210	131.586
Other noncellulosic organic fibers, incl. polyamide, polyolefin, and producer-textured.....		325220-9	06/11	122.043	124.056	124.891	125.326	125.895
Secondary products and miscellaneous receipts.....		325220-SM						
Pesticide, fertilizer, and other agricultural chemical mfg.....	3253		12/84	270.628	276.246	287.294	298.673	312.390
Fertilizer mfg.....	32531		12/03	240.926	247.987	263.760	280.847	301.274
Nitrogenous fertilizer manufacturing.....	325311		12/79	411.683	421.322	483.638	531.336	596.702
Primary products.....		325311-P	12/79	399.200	408.633	471.210	519.107	584.748
Synthetic ammonia, nitric acid, ammonium compounds, and urea.....		325311-A	12/14	110.579	113.367	131.865	146.024	165.427
Fertilizer materials of organic origin.....		325311-7	06/03	133.931	133.931	133.931	133.931	133.931
Secondary products and miscellaneous receipts.....		325311-SM						
Secondary products.....		325311-S	12/79	500.088	510.048	510.048	510.048	510.048
Phosphatic fertilizer manufacturing.....	325312		12/79	460.209	478.125	487.469	514.875	538.155
Primary products.....		325312-P	12/79	383.031	398.126	406.118	429.288	446.185
Phosphoric acid, superphosphates, and other phosphatic fertilizer materials.....		325312-A	12/09	194.310	201.815	207.469	218.739	226.661
Mixed fertilizers, made in plants which manufacture fertilizer materials.....		325312-7	12/79	351.282	366.185	362.456	387.055	407.040
Secondary products and miscellaneous receipts.....		325312-SM						
Fertilizer, mixing only, manufacturing.....	325314		12/79	250.932	254.949	263.596	270.171	281.904
Primary products.....		325314-P	12/79	254.151	257.832	264.979	271.041	283.401
Mixed fertilizers, mixing only.....		325314-0	06/86	225.746	229.016	235.364	240.749	251.727
Mixed fertilizers, dry, mixing only.....		325314-01	06/03	173.166	174.046	176.790	178.667	180.716
Mixed fertilizers, liquid, mixing only.....		325314-02	06/86	236.624	250.151	269.988	289.606	340.630
Secondary products and miscellaneous receipts.....		325314-SM						
Miscellaneous receipts.....		325314-M	12/79	168.641	176.049	-	-	-
Pesticide and other agricultural chemical mfg.....	32532		12/03	137.224	138.406	139.206	139.348	139.664
Pesticide and other agricultural chemical manufacturing.....	325320		06/82	188.935	190.562	191.664	191.860	192.295
Primary products.....		325320-P	06/82	197.653	199.503	200.640	200.860	201.096

See footnotes at end of table.

Table 11. Producer price indexes for net output of selected industries and their products, not seasonally adjusted — Continued
 [December 2021]

Title ¹	Industry code	Product code	Index base	Unadjusted index ²				
				Aug. 2021	Sept. 2021 ^P	Oct. 2021 ^P	Nov. 2021 ^P	Dec. 2021 ^P
Pesticide and other agricultural chemical manufacturing - Continued								
Agricultural and commercial pesticides and chemicals.....		325320-1	06/03	133.282	134.758	135.218	135.218	135.218
Lawn and garden pesticides and chemicals.....		325320-4	06/03	162.523	162.523	167.397	170.246	170.246
Household and institutional pesticides and chemicals.....		325320-7	06/03	149.452	149.452	150.981	150.981	152.941
Secondary products and miscellaneous receipts.....		325320-SM						
Pharmaceutical and medicine mfg.....	3254		12/84	526.784	526.850	527.704	527.595	531.778
Pharmaceutical and medicine mfg.....	32541		12/03	219.949	219.977	220.333	220.288	222.034
Medicinal and botanical manufacturing.....	325411		06/82	179.342	179.467	179.561	179.283	180.103
Primary products.....		325411-P	06/82	182.540	182.668	182.763	182.481	183.315
Synthetic organic medicinal chemicals, medicinal & botanical drugs, & other products.....		325411-0	12/11	101.824	101.895	101.949	101.791	102.256
Pharmaceutical preparation manufacturing.....	325412		06/81	832.981	833.119	834.208	834.213	834.339
Primary products.....		325412-P	06/81	932.198	932.302	933.160	933.186	933.034
Pharmaceuticals acting on the respiratory system, for human use.....		325412-A	06/01	221.676	221.676	221.676	221.676	221.676
Antihistamines and bronchodilators, including antiasthmatics.....		325412-A111	06/81	1,082.135	1,082.135	1,082.135	1,082.135	1,082.135
Other respiratory preparations.....		325412-A112	06/01	230.798	230.798	230.798	230.798	230.798
Other respiratory preparations, over-the-counter.....		325412-A112OC	05/17	102.784	102.784	102.784	102.784	102.784
Other respiratory preparations, prescription.....		325412-A112RX	05/17	114.948	114.948	114.948	114.948	114.948
Pharmaceuticals acting on the digestive or the genito-urinary systems, for human use.....		325412-D	06/01	195.547	196.504	196.504	196.485	196.485
Other digestive or genito-urinary preparations.....		325412-D112	06/01	201.986	202.975	202.975	202.955	202.955
Other digestive or genito-urinary preparations, over-the-counter.....		325412-D112OC	05/17	102.345	102.345	102.345	102.345	102.345
Other digestive or genito-urinary preparations, prescription.....		325412-D112RX	05/17	101.724	102.318	102.318	102.306	102.306
Pharmaceuticals acting on the skin, for human use.....		325412-G	06/01	176.986	176.986	176.986	176.986	176.986
Other pharmaceutical preparations acting on the skin.....		325412-G311	12/09	107.733	107.733	107.733	107.733	107.733
Anti-acne preparations.....		325412-G411	12/09	106.076	106.076	106.076	106.076	106.076
Vitamin, nutrient, and hematinic preparations, for human use.....		325412-L	06/01	140.981	141.349	141.174	141.254	140.884
Multivitamins.....		325412-L111	06/81	185.323	185.323	185.323	185.323	185.323
Other vitamins and nutrients.....		325412-L112	06/01	152.790	153.476	153.150	153.298	152.608
Pharmaceuticals affecting parasitic and infective diseases, for human use.....		325412-Q	06/01	272.469	272.469	272.469	272.469	272.469
Broad and medium spectrum antibiotics.....		325412-Q111	06/81	597.243	597.243	597.243	597.243	597.243
Systemic antivirals.....		325412-Q112	06/01	275.345	275.345	275.345	275.345	275.345
Other parasitic and infective diseases.....		325412-Q113	06/01	300.831	300.831	300.831	300.831	300.831
Pharmaceuticals affecting neoplasms, the endocrine system, & metabolic diseases, for human use.....		325412-1	06/01	317.256	317.256	317.440	317.440	317.440
Cancer therapy products.....		325412-1111	06/81	896.831	896.831	896.831	896.831	896.831
Insulin/antidiabetes products.....		325412-1112	06/81	1,558.126	1,558.126	1,561.670	1,561.670	1,561.670
Other neoplasms, endocrine system, and metabolic diseases.....		325412-1113	06/81	1,083.045	1,083.045	1,083.045	1,083.045	1,083.045
Hormones and oral contraceptives.....		325412-1114	12/09	222.686	222.686	222.686	222.686	222.686
Pharmaceuticals acting on the central nervous system and the sense organs, for human use.....		325412-4	06/01	313.682	313.687	314.449	314.449	314.449
Analgesics.....		325412-4111	06/01	319.261	319.273	321.338	321.338	321.338
Psychotherapeutics.....		325412-4112	06/81	6,574.719	6,574.719	6,574.719	6,574.719	6,574.719
Antidepressants.....		325412-41121	12/87	1,161.089	1,161.089	1,161.089	1,161.089	1,161.089
Other psychotherapeutics, including tranquilizers.....		325412-41123	06/01	346.231	346.231	346.231	346.231	346.231
Other central nervous system and sense organs.....		325412-4113	06/01	249.736	249.736	249.736	249.736	249.736
Anticonvulsants.....		325412-4114	12/09	238.085	238.085	238.085	238.085	238.085
Analgesics, over-the-counter.....		325412-4111OC	05/17	100.552	100.596	104.562	104.562	104.562
Analgesics, prescription.....		325412-4111RX	05/17	120.955	120.955	121.343	121.343	121.343
Pharmaceuticals acting on the cardiovascular system, for human use.....		325412-7	06/81	1,625.206	1,625.206	1,625.206	1,625.206	1,625.206
Other cardiovascular preparations.....		325412-7113	06/01	539.890	539.890	539.890	539.890	539.890
Secondary products and miscellaneous receipts.....		325412-SM						
Miscellaneous receipts.....		325412-M	06/81	457.655	457.883	460.135	460.042	461.397
Secondary products.....		325412-S	06/81	292.284	292.747	292.747	292.781	292.887
In-vitro diagnostic substance manufacturing.....	325413		03/80	258.511	257.746	258.245	257.453	290.158
Primary products.....		325413-P	06/87	181.036	180.403	180.816	180.161	207.225
In-vitro diagnostic substances.....		325413-0	06/91	160.757	160.195	160.562	159.980	184.013
Secondary products and miscellaneous receipts.....		325413-SM						
Other biological product manufacturing.....	325414		06/91	233.137	233.633	234.849	234.849	234.849
Primary products.....		325414-P	06/91	241.585	242.195	243.693	243.693	243.693
Biological products, excluding diagnostic, for veterinary, industrial, and all other misc. uses.....		325414-A	03/80	169.756	172.069	177.743	177.743	-
Biological products, excluding diagnostic, for human use.....		325414-T	06/09	145.485	145.485	145.485	145.485	145.485
Secondary products and miscellaneous receipts.....		325414-SM1						
Paint, coating & adhesive mfg.....	3255		12/03	188.880	192.473	194.473	195.867	198.141
Paint and coating mfg.....	32551		06/83	335.680	340.863	344.718	347.334	350.724
Paint and coating manufacturing.....	325510		06/83	335.112	340.286	344.133	346.744	350.127

See footnotes at end of table.

Table 11. Producer price indexes for net output of selected industries and their products, not seasonally adjusted — Continued
 [December 2021]

Title ¹	Industry code	Product code	Index base	Unadjusted index ²				
				Aug. 2021	Sept. 2021 ^P	Oct. 2021 ^P	Nov. 2021 ^P	Dec. 2021 ^P
Paint and coating manufacturing - Continued								
Primary products.....		325510-P	06/83	339.955	345.371	349.518	352.332	355.958
Miscellaneous allied paint products including paint and varnish removers, thinners, etc.....		325510-B	12/88	332.683	338.066	343.885	344.252	349.420
Architectural coatings.....		325510-1	06/83	386.476	387.577	391.149	395.011	397.702
Exterior architectural coatings.....		325510-11	12/12	131.286	131.476	134.229	137.529	140.130
Interior architectural coatings.....		325510-12	12/12	123.975	124.422	124.780	125.002	125.002
Product finishes for original equipment manufacturers (OEM), excluding marine coatings.....		325510-4	06/83	218.176	222.718	226.343	228.033	232.400
Transportation finishes, except powdered and high-solids coatings.....		325510-41	12/12	113.173	112.927	114.519	114.296	114.909
All other product finishes for original equipment manufacturers (OEM), excluding marine coating.....		325510-42	12/12	115.951	119.497	121.550	122.926	125.966
Special purpose coatings incl. marine, industrial, construction and maintenance coatings, etc.....		325510-7	06/83	449.184	465.312	470.330	473.714	476.050
Automotive, other transportation and machinery refinish paints and enamels, including primers.....		325510-71	12/12	137.606	140.515	141.787	146.111	147.869
Special purpose coatings, including all marine coatings and traffic marking paints.....		325510-72	12/12	125.346	130.627	132.129	131.810	132.061
Secondary products and miscellaneous receipts.....		325510-SM						
Secondary products.....		325510-S	06/83	281.797	283.621	285.404	286.743	289.426
Adhesive mfg.....	32552		12/03	174.004	178.642	180.154	181.285	184.096
Adhesive manufacturing.....	325520		12/83	282.982	290.537	293.003	294.840	299.407
Primary products.....		325520-P	12/83	287.933	294.230	296.046	298.132	303.248
Nonstructural caulking compounds and sealants.....		325520-A	12/06	162.160	170.598	170.884	170.884	176.719
Structural sealants (load bearing).....		325520-B	12/06	127.440	127.440	128.344	128.344	128.344
Synthetic resin & rubber adhesives, incl all types of bonding & laminating adhesives.....		325520-4	12/83	300.380	304.657	307.070	310.469	314.668
Epoxy adhesives.....		325520-41	06/06	168.161	169.765	170.916	170.916	173.966
Other synthetic resin and rubber adhesives.....		325520-46	06/97	200.491	203.931	207.007	212.352	212.379
Secondary products and miscellaneous receipts.....		325520-SM						
Miscellaneous receipts.....		325520-M	12/83	280.920	281.730	298.621	298.621	298.621
Secondary products.....		325520-S	12/83	213.690	243.570	243.770	243.605	244.130
Soap, cleaners, and toilet preparation mfg.....	3256		12/84	183.622	184.193	185.582	186.285	187.340
Soap & cleaning compound mfg.....	32561		12/03	154.722	155.504	157.380	158.509	159.408
Soap and other detergent manufacturing.....	325611		06/83	188.062	188.441	189.245	190.235	190.857
Primary products.....		325611-P	06/83	190.618	190.959	191.654	192.934	193.206
Soaps and detergents, commercial, industrial, and institutional.....		325611-1	06/83	268.574	269.806	271.474	275.858	276.922
Commercial, industrial, and institutional hard surface cleaners.....		325611-11	06/07	123.874	123.918	124.322	124.322	124.967
Commercial, industrial, and institutional laundry detergents.....		325611-12	06/07	153.035	153.040	153.995	160.854	160.867
Commercial, industrial, and institutional dishwashing detergents.....		325611-13	12/11	119.296	120.420	120.551	121.475	122.441
Commercial, industrial, and institutional metal cleaners.....		325611-14	12/11	119.423	120.507	127.417	127.417	131.127
Dairy, farm, and food plant cleaners, sanitizers, etc.....		325611-16	06/07	137.308	138.320	138.320	138.320	138.288
Commercial, industrial, and institutional soaps, excluding specialty cleaners.....		325611-17	06/07	141.375	141.800	144.681	145.333	145.193
Commercial, industrial, and institutional scouring cleaners.....		325611-18	05/18	100.353	100.353	100.353	100.353	100.353
Household detergents.....		325611-4	06/83	160.684	160.724	160.842	161.117	161.104
Household alkaline detergents and cleaners.....		325611-45	05/18	107.623	107.724	108.025	108.153	108.121
Household dry and liquid laundry detergents.....		325611-46	05/18	107.792	107.792	107.792	107.997	107.997
Soaps, excluding specialty cleaners, household.....		325611-7	06/83	194.731	194.731	195.985	195.984	195.984
Secondary products and miscellaneous receipts.....		325611-SM						
Miscellaneous receipts.....		325611-M	06/83	191.079	191.079	200.048	200.125	200.203
Secondary products.....		325611-S	06/83	165.798	166.300	166.759	166.814	168.561
Polish and other sanitation good mfg.....	325612		06/83	219.830	220.579	221.052	226.683	227.215
Primary products.....		325612-P	06/83	230.255	231.205	231.631	237.157	237.862
Polishing preparations and related products.....		325612-7	06/83	257.964	258.380	261.837	266.489	271.567
Specialty cleaning and sanitation products.....		325612-8	05/17	106.206	106.877	106.867	110.553	110.597
Disinfectants, nonagricultural, industrial and institutional.....		325612-81	05/17	117.470	120.883	120.883	120.883	120.883
Air and room fresheners.....		325612-83	06/83	157.328	157.328	157.328	172.787	172.787
Laundry fabric softeners and rinses, liquid and dry.....		325612-88	05/17	107.099	107.099	107.099	107.099	107.252
Other specialty cleaning and sanitation products.....		325612-89	06/89	170.211	170.975	170.932	178.860	178.860
Secondary products and miscellaneous receipts.....		325612-SM						
Miscellaneous receipts.....		325612-M	06/83	158.276	158.276	158.276	158.276	158.276
Surface active agent manufacturing.....	325613		12/83	293.705	297.282	307.336	306.274	310.130
Primary products.....		325613-P	12/83	320.473	324.554	333.792	332.472	336.781
Surfactants, finishing agents, and assistants.....		325613-0	12/83	320.473	324.554	333.792	332.472	336.781
Textile and leather assistants and finishes.....		325613-01	12/83	213.397	216.688	216.688	218.593	220.434
Surfactants (bulk surface active agents).....		325613-02	12/83	360.564	365.007	376.993	374.787	379.901
Secondary products and miscellaneous receipts.....		325613-SM						
Toilet preparation mfg.....	32562		12/03	116.423	116.536	116.839	116.842	117.506

See footnotes at end of table.

Table 11. Producer price indexes for net output of selected industries and their products, not seasonally adjusted — Continued
 [December 2021]

Title ¹	Industry code	Product code	Index base	Unadjusted index ²				
				Aug. 2021	Sept. 2021 ^P	Oct. 2021 ^P	Nov. 2021 ^P	Dec. 2021 ^P
Toilet preparation manufacturing.....	325620		03/80	211.746	211.952	212.503	212.507	213.716
Primary products.....		325620-P	03/80	216.941	217.228	217.702	217.686	219.037
Denture cleaners, mouthwashes, gargles, and rinses.....		325620-A	12/03	—	—	126.759	126.759	126.759
Creams, lotions, and oils, excluding shaving, hair, and deodorant.....		325620-D	03/80	208.460	208.460	208.514	208.415	208.762
Other cosmetics and toilet preparations.....		325620-G	06/99	114.600	114.829	114.858	114.858	115.077
Shaving preparations.....		325620-1	03/80	—	—	211.747	210.824	216.531
Perfumes, toilet waters, and colognes.....		325620-4	03/80	219.108	—	219.108	219.108	227.649
Hair preparations (including shampoos).....		325620-7	03/80	245.112	245.677	247.766	247.841	248.499
Hair preparations incl professional, consumer, and cream/gel shampoos.....		325620-71	06/07	136.872	136.872	138.093	138.093	138.627
Hair tonics and hair dressings incl professional and consumer use.....		325620-72	06/07	116.386	117.510	118.355	118.503	118.366
Secondary products and miscellaneous receipts.....		325620-SM						
Secondary products.....		325620-S	03/80	—	—	335.013	335.519	342.834
Other chemical product & preparation mfg.....	3259		12/03	157.656	158.259	161.744	162.482	162.790
Printing ink mfg.....	32591		12/03	170.508	170.611	173.893	175.227	175.184
Printing ink manufacturing.....	325910		06/84	228.539	228.670	233.074	234.858	234.808
Primary products.....		325910-P	06/84	231.911	231.942	236.485	238.237	238.300
Flexographic printing inks.....		325910-A	06/84	234.549	234.728	244.303	244.815	244.962
Nonimpact/digital inks.....		325910-E	06/05	207.678	207.683	208.453	212.185	212.054
All other printing inks.....		325910-H	06/84	209.618	209.618	212.169	213.349	214.986
Lithographic and offset inks.....		325910-6	06/84	217.881	217.881	224.916	225.056	225.056
News and nonheat web offset printing inks.....		325910-61	12/89	292.761	292.761	307.428	307.436	307.436
Publication and commercial web inks.....		325910-62	12/97	143.159	143.159	147.994	147.994	147.994
Sheet-fed general inks.....		325910-63	12/97	141.383	141.383	144.324	144.895	144.895
Sheet-fed packaging inks.....		325910-64	06/05	134.132	134.132	137.262	137.262	137.262
Gravure printing inks.....		325910-7	06/84	172.236	172.236	172.236	172.236	172.236
Secondary products and miscellaneous receipts.....		325910-SM						
Miscellaneous receipts.....		325910-M	06/84	183.349	185.218	187.515	191.140	187.675
Secondary products.....		325910-S	06/84	158.338	162.451	162.451	162.451	162.294
Explosives mfg.....	32592		12/06	132.540	133.229	133.994	134.078	135.656
Explosives manufacturing.....	325920		12/80	336.623	338.374	340.317	340.530	344.538
Primary products.....		325920-P	12/80	295.357	297.018	298.955	298.984	303.140
Explosives.....		325920-0	12/80	297.275	298.947	300.896	300.926	305.108
Secondary products and miscellaneous receipts.....		325920-SM						
All other chemical product & preparation mfg.....	32599		12/03	156.283	156.942	160.601	161.297	161.567
Custom compounding of purchased resins.....	325991		06/93	194.065	194.632	205.166	206.209	209.167
Primary products.....		325991-P	06/93	201.377	202.018	213.918	215.005	218.090
Custom compounding of purchased resins and color concentrates.....		325991-0	06/93	200.369	201.007	212.847	213.930	216.999
Secondary products and miscellaneous receipts.....		325991-SM						
Photographic film and chemical manufacturing.....	325992		12/03	141.002	140.364	143.276	142.653	143.481
Primary products.....		325992-P	12/03	149.345	148.247	152.467	151.501	152.274
Photographic sensitized film, plates, paper, & cloth.....		325992-T	06/07	161.143	159.370	163.050	161.690	162.779
Photographic sensitized film, plates, paper, & cloth, silver-halide-type (excluding X-ray).....		325992-T1	01/00	156.560	153.488	159.298	157.151	159.100
Sensitized photographic film, plates, paper & cloth, other than silver-halide-type, incl. X-ray.....		325992-T3	12/03	150.873	151.293	151.293	151.293	150.939
Prepared photographic chemicals.....		325992-5	12/83	71.545	71.879	75.176	75.176	75.176
Secondary products and miscellaneous receipts.....		325992-SM						
Miscellaneous receipts.....		325992-M	12/03	113.337	113.337	113.337	113.337	113.706
Other miscellaneous chemical product manufacturing.....	325998		06/85	227.163	229.277	230.962	232.854	231.037
Primary products.....		325998-P	06/85	220.866	223.296	225.144	227.253	225.253
Water treating compounds.....		325998-A	06/85	197.110	205.987	210.962	208.643	212.306
All other chemical preparations, including essential oils.....		325998-J	06/85	240.733	241.115	241.454	245.642	241.451
Secondary products and miscellaneous receipts.....		325998-SM						
Miscellaneous receipts.....		325998-M	12/03	161.430	161.430	161.430	161.430	161.430
Secondary products.....		325998-S	06/85	315.973	313.766	313.766	313.117	313.238
Plastics and rubber products mfg.....	326		12/84	221.293	224.651	228.176	231.070	234.073
Plastics product mfg.....	3261		06/93	198.419	201.658	205.223	208.033	210.929
Unsupported plastics film, sheet, and bag mfg.....	32611		12/03	191.913	195.461	199.030	200.981	202.200
Plastics bag and pouch manufacturing.....	326111		12/03	202.976	207.324	209.769	207.626	205.727
Primary products.....		326111-P	12/03	205.674	210.283	213.051	210.374	208.283
Single-web film specialty bags, pouches, and liners.....		326111-1	12/83	316.127	323.761	328.107	323.638	320.021
Polyethylene grocery and variety bags and pouches.....		326111-11	06/07	168.181	168.181	168.181	162.682	162.302
Polyethylene refuse bags.....		326111-12	06/07	152.898	164.093	168.906	167.268	155.015
Other polyethylene bags, pouches, and liners.....		326111-15	06/07	159.699	161.199	164.967	164.893	163.099
Coextruded single-web film specialty bags, pouches, & liners.....		326111-16	06/13	126.959	132.896	132.896	132.896	139.246

See footnotes at end of table.

Table 11. Producer price indexes for net output of selected industries and their products, not seasonally adjusted — Continued
 [December 2021]

Title ¹	Industry code	Product code	Index base	Unadjusted index ²				
				Aug. 2021	Sept. 2021 ^P	Oct. 2021 ^P	Nov. 2021 ^P	Dec. 2021 ^P
Plastics bag and pouch manufacturing - Continued								
Multiweb film/film combination specialty bags, pouches, and liners.....		326111-3	12/03	188.249	188.955	190.910	190.722	191.384
Secondary products and miscellaneous receipts.....		326111-SM						
Secondary products.....		326111-S	12/03	215.383	219.624	219.793	223.664	222.604
Plastics packaging film and sheet mfg.....	326112		12/03	173.247	176.206	177.438	178.222	177.095
Primary products.....		326112-P	12/03	176.979	180.116	180.972	182.059	180.522
Single-web film, rolls, and sheets, including coextruded, for flexible packaging uses.....		326112-1	12/87	265.081	270.003	273.852	271.560	270.586
Single-web film, rolls, and sheets for flexible packaging uses.....		326112-11	06/07	171.973	174.381	176.924	175.516	173.837
Coextruded single-web film, for flexible packaging uses.....		326112-12	06/07	156.686	163.055	165.130	163.428	167.472
Film/film multiweb laminated rolls and sheets, excluding foil, for flexible packaging uses.....		326112-3	12/87	210.660	213.953	209.900	218.940	214.487
Secondary products and miscellaneous receipts.....		326112-SM						
Secondary products.....		326112-S	12/03	156.699	158.892	164.258	162.300	164.847
Nonpackaging plastics film and sheet mfg.....	326113		06/93	225.242	229.308	236.232	242.041	247.591
Primary products.....		326113-P	12/82	277.362	282.780	291.497	300.105	308.863
Unlaminated plastics film and sheet, excluding packaging.....		326113-0	12/82	277.362	282.780	291.497	300.105	308.863
Unlaminated polyethylene film and sheet.....		326113-01	06/93	282.857	286.877	285.759	295.944	308.815
Unlaminated vinyl and vinyl copolymer film and sheet.....		326113-03	06/93	207.196	219.637	226.524	227.234	229.069
Miscellaneous unlaminated plastics film and sheet.....		326113-04	06/93	211.324	212.957	218.845	226.737	233.490
Secondary products and miscellaneous receipts.....		326113-SM						
Secondary products.....		326113-S	06/93	162.932	165.030	167.829	167.161	165.108
Plastics pipe/fitting/unsupported shapes mfg.....	32612		12/03	244.546	249.393	258.371	259.912	261.784
Unlaminated plastics profile shape manufacturing.....	326121		06/93	152.076	156.857	161.038	161.442	158.812
Primary products.....		326121-P	12/82	196.007	202.554	207.459	207.362	203.693
Unlaminated plastics profile shapes.....		326121-0	12/82	196.007	202.554	207.459	207.362	203.693
Secondary products and miscellaneous receipts.....		326121-SM						
Plastics pipe and pipe fitting manufacturing.....	326122		06/93	423.928	430.162	447.449	450.804	458.709
Primary products.....		326122-P	12/82	410.372	415.976	432.842	435.975	444.018
Plastics pipe.....		326122-1	12/82	412.351	416.639	434.457	437.619	445.951
Plastics drain, waste and vent pipe.....		326122-11	06/87	236.541	239.018	247.796	250.298	257.691
Plastics water pipe.....		326122-13	06/87	335.023	343.335	361.541	365.752	373.140
Plastics sewer, stormdrain, and water main pipe.....		326122-18	12/17	184.222	186.047	196.936	200.505	210.558
Other plastics pipe.....		326122-1B	07/87	528.230	529.025	532.869	532.538	520.240
Plastics pipe fittings and unions.....		326122-3	12/03	338.739	348.552	359.114	361.645	367.320
Secondary products and miscellaneous receipts.....		326122-SM						
Miscellaneous receipts.....		326122-M	12/99	196.520	211.452	215.494	220.785	215.839
Secondary products.....		326122-S1	12/17	121.652	122.698	128.088	128.468	129.722
Laminated plastics plate, sheet, and shape mfg.....	32613		12/03	141.717	142.930	144.218	144.505	146.306
Laminated plastics plate, sheet (except packaging), and shape manufacturing.....	326130		06/93	176.274	177.784	179.386	179.742	181.983
Primary products.....		326130-P	12/82	229.815	232.005	233.776	234.279	237.443
Laminated plastics plate, sheet (except packaging), and shapes.....		326130-0	12/82	229.815	232.005	233.776	234.279	237.443
Secondary products and miscellaneous receipts.....		326130-SM						
Secondary products.....		326130-S	06/93	165.600	164.793	171.678	171.691	—
Polystyrene foam product mfg.....	32614		12/03	236.784	237.596	250.635	257.608	260.627
Polystyrene foam product manufacturing.....	326140		12/03	236.885	237.698	250.746	257.722	260.747
Primary products.....		326140-P	12/03	231.520	232.322	243.295	249.813	250.481
Packaging, polystyrene foam products.....		326140-2	12/03	271.010	271.899	282.911	290.223	289.457
Polystyrene foam food containers.....		326140-21	06/06	259.912	261.186	274.875	276.062	274.033
Polystyrene foam protective shipping pads, shaped cushioning, etc.....		326140-22	06/06	194.880	194.972	198.830	211.653	212.782
Building and construction polystyrene foam products.....		326140-3	12/03	169.583	169.981	183.924	196.009	196.467
Consumer and institutional polystyrene foam products.....		326140-5	12/82	312.947	313.493	326.262	327.975	328.300
All other polystyrene foam products incl. transportation application uses.....		326140-9	06/06	139.116	141.016	146.027	152.482	157.251
Secondary products and miscellaneous receipts.....		326140-SM						
Foam product (ex polystyrene) mfg.....	32615		12/03	183.495	190.204	191.014	191.068	192.115
Urethane and other foam product mfg.....	326150		12/03	183.468	190.171	190.981	191.036	192.081
Primary products.....		326150-P	12/03	179.476	186.609	187.388	187.388	188.473
Packaging polyurethane foam products.....		326150-2	12/03	288.115	288.115	288.115	288.115	288.115
Furniture and furnishings polyurethane foam products.....		326150-4	12/82	287.879	315.503	316.605	316.605	320.171
Polyurethane foam formed & slab stock for pillows/seating/etc.....		326150-41	12/05	165.050	166.246	168.407	168.407	170.304
Consumer and institutional polyurethane foam products.....		326150-5	12/03	201.003	201.003	201.003	201.003	201.003
All other miscellaneous polyurethane foam products.....		326150-6	12/03	110.339	110.339	111.475	111.475	111.965
Products made of foam other than polystyrene or polyurethane.....		326150-9	12/99	151.779	152.901	154.830	154.830	155.506
Secondary products and miscellaneous receipts.....		326150-SM						
Secondary products.....		326150-S	12/03	216.905	217.276	220.090	222.041	223.008

See footnotes at end of table.

Table 11. Producer price indexes for net output of selected industries and their products, not seasonally adjusted — Continued
 [December 2021]

Title ¹	Industry code	Product code	Index base	Unadjusted index ²				
				Aug. 2021	Sept. 2021 ^P	Oct. 2021 ^P	Nov. 2021 ^P	Dec. 2021 ^P
Plastics bottle mfg.	32616		12/03	135.800	136.890	138.949	140.149	140.152
Plastics bottle manufacturing.	326160		06/93	153.063	154.292	156.612	157.965	157.968
Primary products.		326160-P	12/82	169.955	171.360	174.051	175.623	175.633
Plastics bottles.		326160-O	06/87	161.949	163.288	165.852	167.350	167.360
Secondary products and miscellaneous receipts.		326160-SM						
Other plastics product mfg.	32619		12/03	160.449	162.932	164.685	167.595	171.243
Plastics plumbing fixture manufacturing.	326191		06/93	181.668	185.409	188.032	193.358	193.361
Primary products.		326191-P	06/93	183.297	187.262	190.046	195.674	195.676
Plastics plumbing fixtures.		326191-O	06/93	183.297	187.262	190.046	195.674	195.676
Secondary products and miscellaneous receipts.		326191-SM						
Miscellaneous receipts.		326191-M	12/04	92.096	92.155	92.155	92.155	92.155
All other plastics product manufacturing.	326199		06/93	177.290	179.999	181.911	185.050	189.235
Primary products.		326199-P	06/87	209.809	213.158	215.557	219.408	224.375
All other reinforced and fiberglass plastics products.		326199-A	06/93	212.105	212.689	215.350	215.350	216.736
Consumer/institutional/commercial fabricated plastics products (excl. foam and wire coated).		326199-C	06/93	172.457	178.495	178.672	186.209	194.040
Transportation fabricated plastics products (excluding foam and reinforced plastics).		326199-1	06/93	127.194	128.790	130.572	131.566	137.140
Electrical and electronic fabricated plastics (excluding foam and reinforced plastics).		326199-2	12/82	133.772	133.772	134.617	134.617	134.617
Industrial machinery plastics products, excluding foam (incl. gears, bearings, etc.).		326199-3	06/93	177.463	176.059	178.320	178.320	177.564
Plastics packaging (excluding film, sheet, foam, and bottles).		326199-4	06/93	199.114	201.598	205.936	210.000	209.938
Building & construction fabricated plastics products (excl foam, plumbing fixtures, hardware).		326199-8	12/03	164.324	166.055	168.216	169.386	171.486
Secondary products and miscellaneous receipts.		326199-SM						
Miscellaneous receipts.		326199-M	12/99	154.832	154.832	154.911	156.277	163.003
Secondary products.		326199-S	06/93	161.429	163.751	164.417	165.900	164.915
Rubber product mfg.	3262		12/03	163.817	165.486	166.644	168.011	169.502
Tire mfg.	32621		06/81	182.158	183.039	183.224	185.667	186.262
Tire manufacturing, except retreading.	326211		06/81	182.166	183.046	183.231	185.673	186.268
Primary products.		326211-P	06/81	167.928	168.655	168.851	170.297	170.927
Tread rubber, tire sundries, and repair materials.		326211-H	06/81	246.518	253.459	253.499	253.623	253.668
Pneumatic tires (including passenger, truck, bus, tractor, industrial, and other tires).		326211-O	12/11	101.096	101.385	101.510	102.330	102.735
Passenger car pneumatic tires (casings).		326211-01	06/81	151.160	151.516	152.720	153.212	153.558
Truck and bus (including off-the-highway) pneumatic tires.		326211-03	06/81	165.047	165.402	163.698	166.377	167.151
Secondary products and miscellaneous receipts.		326211-SM						
Rubber and plastics hose and belting.	32622		12/03	190.966	192.122	193.192	193.845	196.470
Rubber and plastics hose and belting mfg.	326220		12/81	305.338	307.187	308.898	309.942	314.139
Primary products.		326220-P	12/81	305.301	307.312	308.748	309.679	314.030
Rubber and plastics belt and belting mfg.		326220-D	12/11	129.439	129.439	129.355	130.475	131.625
Rubber and plastics transmission belts and belting (excluding flat).		326220-D2	12/81	206.227	206.227	206.587	206.958	206.958
Rubber and plastic hose mfg.		326220-H	12/11	126.525	127.953	129.032	128.912	131.199
Rubber and plastics hose for on- and off-highway motor vehicles.		326220-H3	12/04	140.642	141.828	143.060	142.337	143.555
Industrial rubber and plastics hose without fittings.		326220-H4	12/04	165.782	165.782	167.030	167.030	167.462
Rubber and plastics water hose (incl. fire, irrigation, etc.).		326220-H5	12/04	235.018	247.647	256.712	257.633	268.014
Secondary products and miscellaneous receipts.		326220-SM						
Miscellaneous receipts.		326220-M	12/04	172.974	172.974	175.669	175.669	176.841
Other rubber product mfg.	32629		12/88	179.076	182.359	185.058	185.809	188.436
Rubber product mfg. for mechanical use.	326291		12/88	142.884	143.247	144.844	145.228	147.318
Primary products.		326291-P	12/88	135.301	135.716	136.188	136.624	137.189
Other extruded rubber mechanical goods (excl. auto)(excl. tubing).		326291-C	12/03	138.230	143.123	143.123	152.515	152.515
Molded rubber mechanical goods, automotive.		326291-1	06/83	103.127	103.160	103.246	103.246	103.246
Molded rubber mechanical goods, transportation (excluding automotive)/off-highway machinery.		326291-2	12/03	130.405	130.405	130.405	130.405	130.405
Other molded rubber mechanical goods (excluding tubing).		326291-9	12/03	154.986	156.198	159.226	159.226	163.301
Secondary products and miscellaneous receipts.		326291-SM						
Secondary products.		326291-S	06/83	241.889	242.254	243.298	243.706	261.764
All other rubber product manufacturing.	326299		06/83	233.952	240.671	244.770	245.976	249.363
Primary products.		326299-P	06/83	234.658	240.619	245.200	246.063	249.986
Rubber druggist and medical sundries, excluding gloves.		326299-A	12/03	145.412	145.412	145.412	145.412	145.598
All other miscellaneous rubber goods.		326299-B	06/83	215.285	216.956	216.956	218.027	223.209
Rubber compounds or mixtures for sale or interplant transfer.		326299-6	06/83	256.853	266.619	276.754	276.754	279.313
All other industrial rubber products.		326299-7	06/83	256.655	258.987	260.755	260.755	261.939
Secondary products and miscellaneous receipts.		326299-SM						
Miscellaneous receipts.		326299-M	06/83	254.957	-	-	-	-

See footnotes at end of table.

Table 11. Producer price indexes for net output of selected industries and their products, not seasonally adjusted — Continued
 [December 2021]

Title ¹	Industry code	Product code	Index base	Unadjusted index ²				
				Aug. 2021	Sept. 2021 ^P	Oct. 2021 ^P	Nov. 2021 ^P	Dec. 2021 ^P
All other rubber product manufacturing - Continued								
Secondary products.....		326299-S	06/83	208.294	215.409	215.409	219.430	219.894
Nonmetallic mineral product manufacturing.....	327		12/84	239.169	240.058	241.352	242.726	244.210
Clay product and refractory manufacturing.....	3271		12/03	149.007	150.665	151.799	153.133	154.296
Pottery, ceramics, and plumbing fixture mfg.....	32711		12/84	220.703	221.826	224.504	230.818	234.743
Pottery, ceramics, and plumbing fixture mfg.....	327110		12/11	121.268	121.886	123.357	126.824	128.980
Primary products.....		327110-P	12/11	124.615	125.229	126.904	130.981	133.388
Vitreous china, porcelain, and earthenware (semivitreous) table and kitchenware..		327110-5	12/06	130.750	130.750	130.750	-	-
All other pottery products (including china decorated for the trade).....		327110-6	12/06	153.535	153.308	153.308	153.308	162.347
Porcelain, steatite, and other ceramic electrical products.....		327110-7	12/85	253.192	256.153	256.725	275.466	281.022
Secondary products and miscellaneous receipts.....		327110-SM						
Miscellaneous receipts.....		327110-M	12/11	-	-	-	-	108.409
Clay building material and refractories mfg.....	32712		12/03	152.525	154.612	155.483	155.585	156.134
Clay building material and refractories mfg.....	327120		12/11	120.276	121.922	122.609	122.689	123.122
Primary products.....		327120-P	12/11	120.862	122.521	123.262	123.349	123.817
Brick and structural clay tile.....		327120-1	12/84	216.022	216.022	221.152	221.152	221.728
Building or common brick.....		327120-11	12/84	214.090	214.090	219.332	219.332	219.927
Glazed brick and other brick (paving, floor, and sewer).....		327120-12	12/04	160.444	160.444	161.599	161.599	161.599
Clay floor and wall tile, glazed and unglazed (including quarry tile and ceramic mosaic tile).....		327120-2	06/85	108.081	108.081	108.081	108.081	108.081
Nonclay refractories (excluding dead-burned magnesia).....		327120-6	12/04	164.582	166.792	166.421	166.779	168.277
Clay refractories.....		327120-7	12/04	194.971	203.448	203.448	203.448	203.448
All other structural clay products, excluding clay refractories.....		327120-9	12/85	261.148	261.148	261.148	261.148	261.148
Secondary products and miscellaneous receipts.....		327120-SM						
Miscellaneous receipts.....		327120-M	12/11	116.684	118.405	118.426	118.426	118.426
Glass and glass product manufacturing.....	3272		12/03	147.197	147.574	148.921	149.591	150.297
Glass and glass product manufacturing.....	32721		12/03	147.197	147.574	148.921	149.591	150.297
Flat glass manufacturing.....	327211		12/80	125.101	124.341	125.824	127.206	131.137
Primary products.....		327211-P	12/80	124.331	123.529	124.400	125.860	130.012
Flat glass (float, sheet, and plate process), made by flat glass producers.....		327211-1	12/80	126.752	125.596	126.479	128.585	134.572
Other glass products, made by flat glass producers.....		327211-4	12/06	152.212	152.212	153.295	153.295	153.295
Secondary products and miscellaneous receipts.....		327211-SM						
Other pressed and blown glass and glassware.....	327212		06/83	178.945	178.945	179.228	179.228	179.375
Primary products.....		327212-P	06/83	178.218	178.218	178.508	178.508	178.660
Glass fiber and machine-made pressed and blown glass and glassware, made by glass producers.....		327212-B	06/12	134.955	134.955	135.178	135.178	135.294
Secondary and miscellaneous receipts.....		327212-SM						
Glass container manufacturing.....	327213		06/82	222.350	222.350	222.368	225.716	225.709
Primary products.....		327213-P	06/82	223.406	223.406	223.424	226.411	226.403
Glass containers (including value of packaging).....		327213-0	12/03	160.697	160.697	160.710	162.858	162.852
Secondary products and miscellaneous receipts.....		327213-SM1						
Glass product mfg. made of purchased glass.....	327215		06/83	194.996	196.363	199.146	199.121	199.151
Primary products.....		327215-P	06/83	190.087	191.520	193.763	193.746	193.751
Other glass products, made from purchased glass.....		327215-B	06/83	170.494	172.482	175.451	175.451	175.451
Machine-made pressed and blown glassware, made from purchased glass.....		327215-C	06/13	118.906	119.017	119.763	119.668	119.690
Mirrors (decorated and undecorated), made from purchased glass.....		327215-9	06/83	246.620	246.620	-	-	-
Secondary products and miscellaneous receipts.....		327215-SM						
Cement and concrete product manufacturing.....	3273		12/03	190.152	191.021	191.459	192.782	193.790
Cement manufacturing.....	32731		06/82	271.187	271.688	271.971	270.716	270.716
Cement manufacturing.....	327310		06/82	271.193	271.694	271.977	270.722	270.722
Primary products.....		327310-P	06/82	268.310	268.828	269.122	267.821	267.821
Cement, hydraulic (including cost of shipping containers).....		327310-0	06/89	265.244	265.756	266.047	264.761	264.761
Secondary products and miscellaneous receipts.....		327310-SM						
Ready-mix concrete manufacturing.....	32732		12/03	198.081	198.272	197.491	199.134	200.378
Ready-mix concrete manufacturing.....	327320		06/81	307.117	307.414	306.204	308.751	310.679
Primary products.....		327320-P	06/81	304.613	304.504	303.247	305.898	307.906
Northeast region ready-mix concrete.....		327320-A	12/12	141.589	140.038	135.546	138.703	138.755
Midwest region ready-mix concrete.....		327320-B	12/12	134.265	133.570	129.357	134.409	134.244
South region ready-mix concrete.....		327320-C	12/12	138.168	137.819	139.426	138.885	140.240
West region ready-mix concrete.....		327320-D	12/12	142.329	144.289	145.252	144.764	146.393
Secondary products and miscellaneous receipts.....		327320-SM						
Miscellaneous receipts.....		327320-M	06/81	313.547	328.501	328.501	328.501	328.501
Secondary products.....		327320-S	06/81	339.433	340.574	340.396	340.415	340.402

See footnotes at end of table.

Table 11. Producer price indexes for net output of selected industries and their products, not seasonally adjusted — Continued
 [December 2021]

Title ¹	Industry code	Product code	Index base	Unadjusted index ²				
				Aug. 2021	Sept. 2021 ^P	Oct. 2021 ^P	Nov. 2021 ^P	Dec. 2021 ^P
Concrete pipe, brick, and block manufacturing.....	32733		12/03	165.967	165.905	168.246	169.191	169.880
Concrete block and brick manufacturing.....	327331		06/81	278.375	278.350	278.738	280.950	280.713
Primary products.....		327331-P	06/81	295.662	295.818	295.917	298.665	298.324
Concrete block and brick.....		327331-0	12/06	140.205	140.278	140.326	141.629	141.467
Structural concrete block, lightweight units (weighing less than 105 lb/cubic ft.) (dry weight).....		327331-01	06/81	270.610	270.610	270.610	272.086	272.086
Structural concrete block, mediumweight units (weighing 105 - 124 lb/cubic ft.) (dry weight).....		327331-02	06/81	325.094	325.094	325.094	326.627	326.627
Structural concrete block, normalweight units (weighing 125 lb or more/cubic ft.) (dry weight).....		327331-03	06/81	326.258	326.317	325.904	326.545	326.105
Decorative concrete block (including screen, split, slump, shadowal block, etc.).....		327331-04	06/81	268.850	268.850	269.020	269.319	268.042
Concrete pavers (including grid, interlocking, etc.).....		327331-05	06/81	290.444	290.981	291.410	297.366	297.366
Concrete brick.....		327331-06	06/81	271.816	271.816	271.816	278.675	278.675
Secondary products and miscellaneous receipts.....		327331-SM						
Miscellaneous receipts.....		327331-M	06/81	221.366	221.366	221.366	221.366	221.366
Secondary products.....		327331-S	06/81	236.692	233.410	240.597	243.364	243.891
Concrete pipe manufacturing.....	327332		12/03	169.968	169.811	176.391	176.621	178.972
Primary products.....		327332-P	12/03	168.939	168.782	175.323	175.552	177.889
Concrete pipe.....		327332-0	12/03	168.939	168.782	175.323	175.552	177.889
Concrete storm sewer pipe.....		327332-02	12/99	228.448	230.653	233.353	234.220	242.177
Concrete pipe, except concrete culvert and storm sewer pipe.....		327332-03	06/94	218.835	218.835	218.835	219.017	221.505
Other concrete product manufacturing.....	32739		12/03	190.270	193.504	195.356	196.944	197.987
Other concrete product manufacturing.....	327390		12/03	190.280	193.523	195.376	196.967	198.011
Primary products.....		327390-P	12/03	188.675	191.411	193.227	194.613	195.654
Precast concrete products.....		327390-1	12/79	353.209	359.163	362.685	364.448	366.202
Precast concrete slabs and tile, roof and floor units.....		327390-11	07/85	339.643	354.773	355.616	355.616	355.616
Precast concrete architectural wall panels.....		327390-12	11/84	284.133	289.103	298.482	299.278	299.979
Burial vaults and boxes, precast concrete.....		327390-13	12/79	416.539	416.539	421.001	421.001	423.376
Precast concrete products (excl burial vaults and boxes, slabs and tile, and arch. wall panels).....		327390-14	12/79	327.507	330.989	332.474	335.116	337.486
Prestressed concrete products.....		327390-4	12/79	306.005	308.403	311.054	315.336	317.501
Prestressed concrete products (excl bridge beams and solid and hollow cored slabs and panels).....		327390-43	06/94	179.558	179.888	179.877	179.877	182.387
Prestressed concrete bridge beams.....		327390-46	01/17	127.768	128.837	128.837	133.305	135.536
Prestressed concrete solid and hollow cored slabs and panels.....		327390-47	01/17	126.885	129.626	135.074	137.143	133.924
Secondary products and miscellaneous receipts.....		327390-SM						
Secondary products.....		327390-S	12/79	345.797	399.205	412.800	421.137	424.102
Lime and gypsum product manufacturing.....	3274		12/03	197.857	198.112	200.202	200.202	200.254
Lime manufacturing.....	32741		12/03	213.160	213.267	213.269	213.269	213.269
Lime manufacturing.....	327410		12/85	274.074	274.211	274.214	274.214	274.214
Primary products.....		327410-P	12/85	284.382	284.528	284.528	284.528	284.528
Lime.....		327410-0	12/04	207.102	207.209	207.209	207.209	207.209
Secondary products and miscellaneous receipts.....		327410-SM						
Gypsum product manufacturing.....	32742		12/03	202.082	202.418	205.555	205.555	205.633
Gypsum product manufacturing.....	327420		06/81	330.148	330.697	335.824	335.824	335.950
Primary products.....		327420-P	06/81	352.671	353.273	358.899	358.899	358.899
Gypsum building materials.....		327420-1	12/93	292.106	291.963	297.504	297.504	297.504
Other gypsum products.....		327420-5	01/00	220.553	223.495	223.495	223.495	223.495
Secondary products and miscellaneous receipts.....		327420-SM						
Other nonmetallic mineral products.....	3279		12/84	222.999	223.357	224.554	225.758	228.212
Abrasive product manufacturing.....	32791		12/03	150.806	151.415	152.184	152.277	157.077
Abrasive product manufacturing.....	327910		12/80	251.569	252.585	253.867	254.022	262.030
Primary products.....		327910-P	12/80	263.871	264.849	266.187	266.354	276.216
Nonmetallic sized grains, powders, and flour abrasives (incl. graded only).....		327910-1	06/87	204.765	204.765	204.765	204.765	224.985
Nonmetallic abrasive products (including diamond abrasives).....		327910-4	12/80	240.372	241.637	242.284	242.933	248.772
Nonmetallic coated abrasive products and buffing wheels, polishing wheels, and laps.....		327910-7	12/80	314.056	315.835	321.724	321.724	326.805
Secondary products and miscellaneous receipts.....		327910-SM						
Miscellaneous receipts.....		327910-M	12/80	314.139	321.146	323.431	323.431	323.431
All other nonmetallic mineral product mfg.....	32799		12/03	171.884	172.046	172.983	174.134	175.054
Cut stone and stone product manufacturing.....	327991		12/84	207.372	205.800	206.403	208.340	211.956
Primary products.....		327991-P	12/84	200.846	199.195	199.785	201.730	205.456
Dressed dimension granite (including gneiss, syenite, diorite, and cut granite).....		327991-1	12/84	192.339	191.764	192.244	194.969	196.621
Dressed dimension limestone (including dolomite, travertine, calcareous, tufa, & cut limestone).....		327991-4	12/84	188.172	188.172	188.172	189.212	202.282

See footnotes at end of table.

Table 11. Producer price indexes for net output of selected industries and their products, not seasonally adjusted — Continued
 [December 2021]

Title ¹	Industry code	Product code	Index base	Unadjusted index ²				
				Aug. 2021	Sept. 2021 ^P	Oct. 2021 ^P	Nov. 2021 ^P	Dec. 2021 ^P
Cut stone and stone product manufacturing - Continued								
Dressed dimension marble and other stone.....		327991-7	12/84	208.076	202.403	203.522	203.007	209.283
Secondary products and miscellaneous receipts.....		327991-SM						
Ground or treated minerals and earths mfg.....	327992		06/85	267.572	268.158	272.905	274.931	275.933
Primary products.....		327992-P	06/85	260.812	261.351	266.199	267.991	269.076
Ground or treated minerals and earths.....		327992-0	06/85	260.812	261.351	266.199	267.991	269.076
Treated lightweight aggregate and crushed slag, minerals and earths.....		327992-04	12/14	134.994	134.994	134.994	135.252	135.068
Other minerals and earths, treated.....		327992-06	12/14	85.265	85.280	88.652	90.243	91.370
Secondary products and miscellaneous receipts.....		327992-SM						
Mineral wool manufacturing.....	327993		12/81	247.401	248.837	248.501	250.538	251.022
Primary products.....		327993-P	12/81	247.443	248.749	248.404	250.286	250.782
Mineral wool for thermal and acoustical envelope insulation.....		327993-1	12/81	256.004	257.919	258.059	257.274	258.296
Mineral wool for industrial, equipment, and appliance insulation.....		327993-4	12/81	207.690	207.654	206.367	213.433	212.828
Secondary products and miscellaneous receipts.....		327993-SM						
Miscellaneous receipts.....		327993-M1	07/09	118.929	122.084	122.084	125.991	125.991
All other miscellaneous nonmetallic mineral product manufacturing.....	327999		12/03	156.489	156.735	157.952	158.103	157.972
Primary products.....		327999-P	12/03	155.175	155.201	156.539	156.595	156.567
All other nonmetallic mineral products.....		327999-0	12/03	155.175	155.201	156.539	156.595	156.567
Other nonmetallic mineral products.....		327999-09	06/06	106.724	106.794	107.081	107.226	107.152
Secondary products and miscellaneous receipts.....		327999-SM						
Secondary products.....		327999-S1	12/14	106.212	108.089	107.877	108.725	107.837
Primary metal mfg.....	331		12/84	318.700	329.468	338.961	345.303	343.832
Iron & steel mills & ferroalloy mfg.....	3311		12/03	322.394	337.883	350.575	358.044	358.478
Iron & steel mills & ferroalloy mfg.....	33111		12/03	322.394	337.883	350.575	358.044	358.478
Iron and steel mills and ferroalloy mfg.....	331110		06/82	345.660	362.257	375.858	383.862	384.327
Primary products.....		331110-P	06/82	354.868	372.357	386.688	395.121	395.611
Steel ingots and semifinished products.....		331110-3	06/82	454.744	472.603	486.989	490.137	501.645
Hot rolled steel sheet and strip, including tin mill products.....		331110-5	06/82	330.946	359.666	372.224	385.803	380.834
Ferroalloys and related products.....		331110-6	12/09	95.476	95.101	98.833	96.648	96.863
Hot rolled steel bars, plates, and structural shapes.....		331110-7	06/82	281.954	288.412	290.704	295.321	299.858
Hot rolled steel bars, plates, and structural shapes, carbon.....		331110-71	12/17	164.258	168.344	170.188	173.245	175.909
Hot rolled steel bars, plates, and structural shapes, alloy.....		331110-76	12/10	133.625	134.437	132.482	132.144	134.217
Secondary products and miscellaneous receipts.....		331110-SM						
Steel product mfg from purchased steel.....	3312		12/03	315.860	332.627	341.188	355.256	356.416
Iron & steel pipe and tube mfg from purchased steel.....	33121		12/03	351.418	372.245	383.196	407.066	417.216
Iron and steel pipe and tube manufacturing from purchased steel.....	331210		06/82	502.700	532.374	548.060	582.275	596.762
Primary products.....		331210-P	06/82	523.262	550.516	567.474	605.206	619.251
Iron and steel pipes and tubes, from purchased iron and steel.....		331210-0	06/82	523.262	550.516	567.474	605.206	619.251
Pipe and tube, carbon.....		331210-02	12/10	205.963	217.917	225.115	236.496	242.889
Pipe and tube, alloy.....		331210-03	12/10	154.290	158.990	162.361	188.404	189.901
Pipe and tube, stainless.....		331210-04	12/10	106.942	110.089	112.991	115.099	116.923
Secondary products and miscellaneous receipts.....		331210-SM1						
Rolling & drawing of purchased steel.....	33122		12/03	292.538	305.956	312.478	317.395	309.726
Rolled steel shape mfg.....	331221		06/82	419.657	437.206	446.075	451.037	422.471
Primary products.....		331221-P	06/82	394.346	412.108	421.395	425.637	397.340
Cold rolled steel sheet and strip, made from purchased steel.....		331221-1	06/82	505.535	530.233	544.388	549.108	495.151
Cold finished steel bars and bar shapes, made from purchased steel.....		331221-3	06/82	240.123	247.607	249.378	253.200	266.511
Secondary products and miscellaneous receipts.....		331221-SM						
Steel wire drawing.....	331222		06/82	287.298	302.163	309.056	315.961	325.872
Primary products.....		331222-P	06/82	293.633	310.099	317.517	323.821	334.632
Steel wire, including galvanized and other coated wire.....		331222-5	06/82	251.843	257.013	261.268	268.204	276.822
Carbon steel wire.....		331222-5A	06/82	263.263	270.416	278.621	286.439	296.139
Stainless steel wire.....		331222-5C	06/82	205.254	205.536	200.445	205.283	211.076
Alloy steel wire.....		331222-5D	12/10	108.078	108.303	106.594	105.945	106.778
Secondary products and miscellaneous receipts.....		331222-SM						
Secondary products.....		331222-S	06/82	187.263	187.451	191.226	195.543	196.311
Alumina & aluminum production & processing.....	3313		12/03	160.123	165.846	172.703	173.559	165.676
Alumina & aluminum production & processing.....	33131		12/03	160.215	165.942	172.803	173.659	165.771
Secondary smelting and alloying of aluminum.....	331314		12/03	164.126	168.456	175.734	182.573	184.018
Primary products.....		331314-P	06/80	179.154	183.494	191.190	199.107	200.986
Aluminum ingot, including billet, made by secondary smelters.....		331314-2	12/03	168.158	172.463	180.739	189.188	191.174
Aluminum and aluminum-base alloys powders, paste, and flakes.....		331314-5	12/03	127.828	129.746	129.870	130.331	130.539
Secondary products and miscellaneous receipts.....		331314-SM						

See footnotes at end of table.

Table 11. Producer price indexes for net output of selected industries and their products, not seasonally adjusted — Continued
[December 2021]

Title ¹	Industry code	Product code	Index base	Unadjusted index ²				
				Aug. 2021	Sept. 2021 ^P	Oct. 2021 ^P	Nov. 2021 ^P	Dec. 2021 ^P
Aluminum sheet, plate, and foil mfg.....	331315		06/81	225.198	229.732	238.649	245.440	232.411
Primary products.....		331315-P	06/81	232.752	237.437	246.653	253.672	240.207
Aluminum sheet, plate, and foil.....		331315-0	06/81	232.752	237.437	246.653	253.672	240.207
Other aluminum rolling, drawing, and extruding.....	331318		12/81	251.672	261.639	270.279	275.046	255.111
Primary products.....		331318-P	12/81	261.233	272.138	281.323	286.539	264.731
Extruded aluminum rod, bar, and other extruded shapes.....		331318-1	12/81	276.384	286.450	298.446	304.170	281.275
Extruded and drawn aluminum tube.....		331318-3	12/94	131.966	143.904	138.588	140.329	128.534
Secondary products and miscellaneous receipts.....		331318-SM						
Nonferrous (exc alum) production & processing.....	3314		12/03	280.814	278.727	280.462	282.343	279.877
Nonferrous metal (except aluminum) smelting and refining.....	33141		12/03	301.686	300.431	310.933	313.396	—
Nonferrous metal (except aluminum) smelting and refining.....	331410		12/09	118.754	118.260	122.397	123.368	—
Primary products.....		331410-P	12/09	122.780	122.293	126.965	128.199	—
Primary smelting and refining of copper.....		331410-1	06/80	302.963	302.136	304.117	—	—
Secondary products and miscellaneous receipts.....		331410-SM1						
Copper rolling/drawing/extruding & alloying.....	33142		12/03	329.233	328.568	328.167	332.978	324.691
Copper rolling, drawing, extruding, and alloying.....	331420		12/11	130.011	129.747	129.589	131.489	128.216
Primary products.....		331420-P	12/11	130.905	130.116	130.003	131.914	128.526
Copper wire and cable.....		331420-A	12/03	297.800	295.366	295.171	300.821	296.698
Copper and copper alloy sheet, strip, and plate.....		331420-5	12/80	451.523	452.504	452.463	458.505	451.735
Secondary smelting, refining, and alloying of copper.....		331420-8	12/03	409.086	416.037	409.943	404.769	400.833
Copper and copper alloy rod, bar, and shapes.....		331420-9	12/80	576.590	568.943	570.886	574.389	547.554
Secondary products and miscellaneous receipts.....		331420-SM						
Secondary products.....		331420-S	12/11	119.273	123.290	122.153	122.698	119.009
Other nonferrous roll/draw/extruding/alloying.....	33149		12/03	231.771	228.438	228.490	228.093	226.755
Nonferrous metal (except copper and aluminum) rolling, drawing, and extruding.....	331491		12/03	184.194	185.237	187.883	188.946	190.230
Primary products.....		331491-P	12/03	158.274	159.214	161.377	162.335	163.493
All other nonferrous metal mill shapes.....		331491-D	06/82	264.373	268.748	271.692	275.575	280.348
Nickel and nickel-base alloy mill shapes.....		331491-2	06/82	224.883	224.945	231.021	232.247	233.684
Titanium and titanium-base alloy mill shapes.....		331491-3	06/82	154.363	155.024	155.024	155.024	—
Secondary products and miscellaneous receipts.....		331491-SM						
Secondary smelting, refining, and alloying of nonferrous metal (except copper and aluminum).....	331492		12/03	274.201	267.946	266.364	265.037	261.959
Primary products.....		331492-P	12/03	274.327	267.614	265.932	264.412	261.587
Secondary products and miscellaneous receipts.....		331492-SM						
Foundries.....	3315		12/03	171.602	172.088	173.886	175.114	177.501
Ferrous metal foundries.....	33151		12/84	245.817	245.852	249.371	250.283	254.424
Iron foundries.....	331511		12/80	291.921	294.605	299.736	300.710	305.987
Primary products.....		331511-P	12/80	281.867	284.823	290.503	291.553	297.509
Ductile iron pressure pipe and fittings.....		331511-1	12/80	361.941	370.334	369.519	369.272	—
Other ductile iron castings.....		331511-3	06/86	196.606	197.135	197.859	200.148	205.183
Other ductile iron castings for automotive uses.....		331511-31	06/12	109.941	109.965	109.946	109.900	109.946
Other ductile iron castings for all other uses.....		331511-32	06/12	118.764	119.336	120.164	122.773	128.374
Cast iron soil pipe and fittings, all sizes.....		331511-7	12/03	283.574	326.043	326.043	—	—
Other gray iron castings.....		331511-9	12/03	180.538	180.711	189.066	188.960	194.120
Secondary products and miscellaneous receipts.....		331511-SM						
Steel investment foundries.....	331512		06/81	305.305	305.308	310.754	312.889	322.158
Primary products.....		331512-P	06/81	290.061	290.061	295.394	297.394	306.455
Steel investment castings.....		331512-0	06/81	290.061	290.061	295.394	297.394	306.455
Secondary products and miscellaneous receipts.....		331512-SM						
Secondary products.....		331512-S	06/81	466.881	466.987	468.025	472.620	475.120
Steel foundries, except investment.....	331513		06/81	230.699	225.102	225.604	225.965	226.100
Primary products.....		331513-P	12/03	174.626	170.064	170.473	170.717	170.717
Carbon steel castings, except investment.....		331513-1	06/81	273.807	256.545	257.401	258.050	258.050
Alloy steel castings, excluding investment.....		331513-4	12/17	113.279	114.042	114.228	114.287	114.287
High alloy steel castings, except investment.....		331513-41	06/81	275.035	276.877	276.877	276.877	276.877
Other alloy steel castings, except investment.....		331513-43	12/03	161.812	162.905	163.285	163.406	163.406
Secondary products and miscellaneous receipts.....		331513-SM						
Nonferrous metal foundries.....	33152		12/84	213.502	215.001	215.973	218.640	220.640
Nonferrous metal die-casting foundries.....	331523		12/11	106.210	106.605	107.654	108.043	109.337
Primary products.....		331523-P	12/11	106.753	107.175	107.644	108.651	110.022
Aluminum die-castings.....		331523-1	06/83	172.458	172.906	173.814	175.375	178.412
Nonferrous (except aluminum) die-castings.....		331523-3	06/91	205.972	207.574	207.967	210.136	210.011
Secondary products and miscellaneous receipts.....		331523-SM						

See footnotes at end of table.

Table 11. Producer price indexes for net output of selected industries and their products, not seasonally adjusted — Continued
 [December 2021]

Title ¹	Industry code	Product code	Index base	Unadjusted index ²				
				Aug. 2021	Sept. 2021 ^P	Oct. 2021 ^P	Nov. 2021 ^P	Dec. 2021 ^P
Nonferrous metal die-casting foundries - Continued								
Secondary products.....		331523-S	12/11	101.166	101.183	101.423	102.539	102.780
Aluminum foundries, except die-casting.....	331524		06/91	189.829	192.265	193.600	195.093	197.464
Primary products.....		331524-P	06/91	177.158	177.268	178.346	179.974	182.568
Aluminum castings, excluding die-castings.....		331524-0	06/91	177.158	177.268	178.346	179.974	182.568
Secondary products and miscellaneous receipts.....		331524-SM						
Secondary products.....		331524-S1	06/08	211.024	229.005	231.685	231.685	231.627
Other nonferrous metal foundries, except die-casting.....	331529		12/11	118.994	120.183	120.469	123.868	123.442
Primary products.....		331529-P	12/11	118.020	119.187	119.474	122.510	122.000
Copper foundries (excluding die-casting).....		331529-5	06/83	386.905	392.783	394.226	400.649	398.080
Secondary products and miscellaneous receipts.....		331529-SM						
Miscellaneous receipts.....		331529-M	12/11	109.063	112.771	113.504	113.990	—
Fabricated metal product mfg.....	332		12/84	237.288	240.334	244.358	248.000	250.794
Forging & stamping.....	3321		12/03	161.906	168.452	175.703	180.968	181.588
Forging & stamping.....	33211		12/03	161.933	168.479	175.731	180.997	181.617
Iron and steel forging.....	332111		12/83	166.875	167.400	168.934	170.593	170.924
Primary products.....		332111-P	12/83	163.604	164.241	165.812	167.444	167.842
Hot impression die impact, press and upset steel forgings.....		332111-1	12/83	176.230	177.034	178.789	180.775	181.269
Hot impression die impact, press and upset carbon steel forgings.....		332111-11	12/83	188.295	188.295	188.987	191.104	191.104
Hot impression die impact, press and upset alloy steel forgings.....		332111-12	12/83	165.098	166.848	169.989	172.218	173.294
Secondary products and miscellaneous receipts.....		332111-SM						
Nonferrous forging.....	332112		12/83	159.204	160.846	161.646	161.649	161.270
Primary products.....		332112-P	12/83	173.854	175.971	177.000	176.997	176.505
Hot impression die impact, press and upset nonferrous forgings.....		332112-4	12/83	181.956	184.372	185.546	185.543	184.982
Hot impression die impact, press, and upset aluminum and aluminum alloy forgings.....		332112-41	12/83	210.001	215.584	218.298	218.291	216.993
Hot impression die impact, press, and upset titanium and titanium alloy forgings.....		332112-42	12/83	131.204	131.204	131.204	131.204	131.204
Other nonferrous hot impression die impact, press, and upset forgings.....		332112-43	06/98	137.182	137.182	137.182	137.182	137.182
Secondary products and miscellaneous receipts.....		332112-SM						
Custom roll forming.....	332114		12/03	181.707	202.872	219.741	239.506	240.353
Primary products.....		332114-P	12/84	221.092	248.515	270.373	283.135	284.232
Custom roll formed products (steel, aluminum and other metal).....		332114-0	06/90	214.658	241.283	262.505	274.895	275.961
Secondary products and miscellaneous receipts.....		332114-SM						
Powder metallurgy part mfg.....	332117		12/03	128.631	128.666	129.433	129.836	129.836
Primary products.....		332117-P	12/03	129.205	129.239	130.009	130.415	130.415
Powder metallurgy parts.....		332117-0	12/91	132.607	132.643	133.433	133.849	133.849
Other metal stamping, except automotive.....	332119		06/84	233.620	237.769	247.831	247.809	249.207
Primary products.....		332119-P	12/03	181.276	185.039	192.565	192.523	193.606
Metal job stampings, except automotive.....		332119-3	06/84	234.386	240.677	252.733	252.662	254.474
Recreational vehicle metal job stamping.....		332119-31	06/07	161.959	190.489	190.489	—	—
Motor and generator metal job stamping.....		332119-32	06/07	128.590	128.590	135.034	135.034	135.034
Other metal job stampings.....		332119-33	06/07	155.209	153.037	164.831	164.760	166.038
Secondary products and miscellaneous receipts.....		332119-SM						
Miscellaneous receipts.....		332119-M	12/03	164.294	162.301	165.484	165.484	—
Cutlery & handtool mfg.....	3322		12/03	142.863	143.315	143.603	144.130	146.671
Cutlery & handtool mfg.....	33221		12/03	142.849	143.300	143.588	144.116	146.656
Metal cookware, cutlery, and flatware mfg.....	332215		12/11	115.810	116.723	116.723	116.723	120.427
Primary products.....		332215-P	12/11	114.493	115.500	115.500	115.500	117.609
Cutlery, scissors, shears, trimmers, and snips.....		332215-2	12/83	244.179	244.179	244.179	244.179	276.532
Stamped and spun utensils, cooking and kitchen, except aluminum.....		332215-7	06/84	256.892	256.892	256.892	—	—
Secondary products and miscellaneous receipts.....		332215-SM						
Miscellaneous receipts.....		332215-M	12/11	126.406	126.406	126.406	126.406	147.780
Secondary products.....		332215-S	12/11	122.106	122.106	122.106	122.106	122.106
Saw blade, handsaw, and hand and edge tool mfg.....	332216		12/11	117.477	117.515	117.894	118.587	119.691
Primary products.....		332216-P	12/11	117.716	117.769	118.091	118.831	119.305
Saw blades and handsaws.....		332216-C	06/83	191.456	191.456	191.456	195.397	195.397
Mechanics' hand service tools.....		332216-1	06/83	267.273	—	—	—	—
Edge tools, hand-operated.....		332216-4	06/96	181.006	181.006	181.006	184.810	185.253
All other miscellaneous hand tools, except handsaws.....		332216-7	12/11	123.081	123.081	123.593	124.349	126.117
Precision measuring tools (inspection, quality control, etc.).....		332216-9	06/83	207.997	207.997	207.997	—	—
Secondary products and miscellaneous receipts.....		332216-SM						
Miscellaneous receipts.....		332216-M	12/11	115.644	115.644	115.644	116.026	122.971
Secondary products.....		332216-S	12/11	119.166	118.986	121.382	121.869	122.046

See footnotes at end of table.

Table 11. Producer price indexes for net output of selected industries and their products, not seasonally adjusted — Continued
 [December 2021]

Title ¹	Industry code	Product code	Index base	Unadjusted index ²				
				Aug. 2021	Sept. 2021 ^P	Oct. 2021 ^P	Nov. 2021 ^P	Dec. 2021 ^P
Architectural & structural metals mfg.	3323		12/03	214.394	217.752	221.232	227.539	231.083
Plate work & fabricated structural prod mfg.	33231		12/03	235.464	239.635	240.154	243.110	245.830
Prefabricated metal buildings and components mfg.	332311		12/81	485.025	490.354	494.434	496.042	497.842
Primary products.		332311-P	12/81	507.680	513.880	518.204	518.819	519.630
Prefabricated metal bldg & component systems (excl. farm service bldgs, resid. bldgs, & parts).		332311-1	12/81	536.716	543.469	552.325	552.194	552.957
Prefabricated metal building systems (excl. farm service bldgs, resid. bldgs, and parts).		332311-11	06/07	252.715	265.876	264.834	—	—
Industrial & commercial prefab metal building systems (excl farm svc bldgs, residential, parts).		332311-12	06/07	260.458	261.489	266.959	—	—
Other prefabricated and portable metal buildings and parts.		332311-3	12/81	444.681	449.737	445.451	447.460	448.349
Panels, parts, and sections for prefabricated buildings, steel and aluminum.		332311-34	12/81	407.509	413.274	408.387	410.677	411.691
Secondary products and miscellaneous receipts.		332311-SM						
Fabricated structural metal mfg.	332312		12/03	220.985	225.252	225.490	229.483	233.136
Primary products.		332312-P	06/82	304.535	310.329	310.167	315.255	319.529
Fabricated structural metal bar joists and concrete reinforcing bars.		332312-1	06/82	315.070	324.626	324.593	326.403	332.948
Fabricated structural iron and steel for industrial buildings metal bar joists, short span.		332312-11	06/11	154.142	157.164	157.906	160.042	162.260
Fabricated structural iron & steel for commercial, residential, institutional, & public bldgs.		332312-12	06/11	184.883	190.859	190.671	191.453	195.514
Other fabricated structural metal.		332312-5	06/82	288.402	287.301	287.855	298.032	298.033
Fabricated structural metal for bridges.		332312-6	06/82	225.648	230.034	226.089	233.904	237.596
Secondary products and miscellaneous receipts.		332312-SM						
Plate work mfg.	332313		12/03	208.619	213.084	213.084	213.084	213.084
Primary products.		332313-P	12/03	206.243	210.657	210.657	210.657	210.657
Fabricated plate work (stacks and weldments).		332313-0	03/80	312.812	319.507	319.507	319.507	319.507
Ornamental & architectural metal prod mfg.	33232		12/03	195.820	198.397	204.923	214.708	219.136
Metal window and door mfg.	332321		06/83	313.544	321.187	324.183	364.390	367.532
Primary products.		332321-P	06/83	327.749	335.355	338.516	381.107	384.363
Metal molding and trim and store fronts.		332321-B	06/83	639.616	685.805	688.076	1,004.703	1,008.550
Metal windows (except storm sash).		332321-D	06/83	307.903	313.605	316.562	345.931	351.717
Metal doors (except storm doors).		332321-1	06/83	331.672	335.777	339.772	373.891	376.941
Metal window and door screens (except combination screens) and metal weather strip.		332321-9	06/83	284.196	302.341	302.732	304.957	305.348
Secondary products and miscellaneous receipts.		332321-SM						
Secondary products.		332321-S	06/83	258.792	267.338	269.641	299.544	302.303
Sheet metal work mfg.	332322		12/82	254.139	255.213	259.877	265.822	274.429
Primary products.		332322-P	12/82	254.577	255.728	259.276	265.609	272.757
Sheet metal electronic enclosures.		332322-C	06/11	123.734	123.734	124.039	125.050	126.863
Steel sheet metal computer & peripheral equipment enclosures.		332322-C1	06/11	118.707	—	118.792	119.272	118.926
Aluminum sheet metal computer & peripheral equipment enclosures.		332322-C2	06/11	138.043	—	138.763	139.682	142.789
Other sheet metal electronic enclosures (excluding computers).		332322-C3	06/11	117.126	117.126	117.401	118.749	121.364
Other sheet metal work.		332322-G	12/03	140.267	141.685	144.697	150.494	150.820
Aluminum and other sheet metal work.		332322-G3	06/11	—	—	120.138	126.821	127.237
Sheet metal air-conditioning ducts and stove pipe.		332322-1	12/03	—	—	242.994	245.158	297.292
Sheet metal roofing and roof drainage equipment.		332322-7	12/03	—	—	218.565	220.755	221.701
Secondary products and miscellaneous receipts.		332322-SM						
Secondary products.		332322-S	12/03	—	—	172.796	173.594	179.280
Ornamental and architectural metal work mfg.	332323		12/83	406.239	414.718	459.140	461.763	466.058
Primary products.		332323-P	12/83	434.861	444.293	495.390	498.042	503.339
Ornamental and architectural metal work.		332323-8	12/97	303.111	313.242	396.069	398.542	400.226
Iron, steel, and aluminum stairs, staircases, and fire escapes.		332323-81	12/83	419.812	438.696	601.814	605.001	607.118
Steel and aluminum fences, gates (not wire), and railings and window guards.		332323-82	12/97	250.493	253.267	265.864	268.185	269.823
Other architectural and ornamental work.		332323-9	12/97	246.171	247.594	251.624	253.475	257.950
Other aluminum and metal architectural and ornamental work.		332323-91	12/88	209.045	213.083	222.065	226.911	239.896
Other iron and steel architectural and ornamental work.		332323-92	12/97	276.116	276.116	277.813	277.813	277.813
Metal stalls and corrals.		332323-94	05/17	172.589	173.493	170.733	175.802	175.802
Secondary products and miscellaneous receipts.		332323-SM						
Secondary products.		332323-S	12/83	238.796	243.353	244.348	249.360	244.624
Boiler, tank & shipping container mfg.	3324		12/03	189.980	191.369	194.670	196.278	199.114
Power boiler & heat exchanger mfg.	33241		12/03	213.319	214.122	215.291	218.804	218.901
Power boiler and heat exchanger mfg.	332410		12/03	213.384	214.191	215.353	218.886	218.982
Primary products.		332410-P	12/03	211.828	212.778	213.757	217.894	217.894
Fabricated heat exchangers and steam condensers (excluding nuclear applications).		332410-1	03/80	442.815	445.596	447.797	459.347	459.347
Steel power boilers (stationary and marine), parts and attachments (excl. nuclear applications).		332410-6	05/21	—	—	—	101.157	—

See footnotes at end of table.

Table 11. Producer price indexes for net output of selected industries and their products, not seasonally adjusted — Continued
 [December 2021]

Title ¹	Industry code	Product code	Index base	Unadjusted index ²				
				Aug. 2021	Sept. 2021 ^P	Oct. 2021 ^P	Nov. 2021 ^P	Dec. 2021 ^P
Power boiler and heat exchanger mfg - Continued								
Secondary products and miscellaneous receipts.....		332410-SM						
Secondary products.....		332410-S	03/80	363.391	363.567	363.567	364.998	369.621
Metal tank (heavy gauge) mfg.....	33242		12/03	208.252	212.023	215.248	215.942	217.226
Metal tanks, heavy gauge, mfg.....	332420		12/03	208.162	211.921	215.153	215.839	217.106
Primary products.....		332420-P	12/03	203.937	207.150	210.717	211.066	211.537
Metal tanks, heavy gauge.....		332420-0	12/03	203.937	207.150	210.717	211.066	211.537
Secondary products and miscellaneous receipts.....		332420-SM						
Secondary products.....		332420-S	03/80	288.761	299.763	299.311	304.246	315.508
Light gauge metal container mfg.....	33243		12/84	182.283	182.681	186.993	188.486	193.327
Metal can mfg.....	332431		06/81	172.427	172.294	176.139	176.193	182.540
Primary products.....		332431-P	06/81	169.436	169.365	173.262	173.269	179.810
Steel cans and tinware products.....		332431-1	06/81	233.279	233.279	238.137	238.165	238.165
Aluminum cans (including lids, ends, and parts shipped separately).....		332431-3	06/81	127.945	127.862	130.952	130.952	138.504
Secondary products and miscellaneous receipts.....		332431-SM						
Secondary products.....		332431-S	06/81	217.400	217.838	222.516	223.166	-
Other metal container mfg.....	332439		12/03	255.771	258.314	265.367	272.786	272.786
Steel shipping barrels & drums, exc. beer barrels (more than 12-gallon capacity)....		332439-3	06/83	443.251	450.489	475.875	497.773	-
All other metal containers.....		332439-6	12/03	183.582	186.660	194.256	203.917	203.917
Secondary products and miscellaneous receipts.....		332439-SM						
Secondary products.....		332439-S	12/03	207.855	208.693	208.693	208.693	208.693
Hardware mfg.....	3325		12/03	173.555	177.293	189.939	193.738	194.473
Hardware mfg.....	33251		12/03	173.555	177.293	189.939	193.738	194.473
Hardware mfg.....	332510		06/85	232.786	237.799	254.763	259.861	260.846
Primary products.....		332510-P	06/85	220.099	223.983	242.439	247.996	248.729
All other miscellaneous hardware.....		332510-A	06/85	438.397	444.997	447.783	477.766	482.100
Furniture hardware (excluding cabinet hardware).....		332510-2	06/85	252.414	256.967	267.223	280.856	280.856
Builders' hardware, including fabricated metal safe and vault locks, & cabinet hardware.....		332510-4	06/85	263.338	263.277	274.498	281.325	281.325
Motor vehicle hardware (lock units, door & window handles, window regulators, hinges, etc.).....		332510-6	06/85	124.992	131.307	166.190	166.190	166.749
Other transportation equipment hardware, incl. marine & aircraft (excl. motor vehicle hardware).....		332510-7	06/85	349.725	365.017	361.592	361.592	366.442
Secondary products and miscellaneous receipts.....		332510-SM						
Miscellaneous receipts.....		332510-M	07/85	351.584	379.087	379.087	384.723	391.411
Secondary products.....		332510-S	06/85	303.939	306.992	312.122	308.537	308.530
Spring & wire product mfg.....	3326		12/03	196.283	199.532	201.460	203.184	209.589
Spring & wire product mfg.....	33261		12/03	196.283	199.532	201.460	203.184	209.589
Spring mfg.....	332613		12/11	125.989	127.195	129.788	130.815	141.032
Primary products.....		332613-P	12/11	128.353	129.677	132.602	133.748	145.254
Cold formed steel springs, except wire.....		332613-3	06/81	219.000	221.939	233.062	236.358	251.645
Hot formed steel springs, except wire.....		332613-4	06/81	226.866	226.866	262.207	262.207	271.393
Precision mechanical wire springs.....		332613-5	12/82	218.562	219.458	221.916	222.535	226.958
Precision mechanical extension- and torsion-type wire springs.....		332613-51	06/01	186.528	188.116	188.715	189.736	195.247
Precision mechanical compression-type wire springs.....		332613-52	06/01	145.757	146.072	148.226	148.470	150.822
Secondary products and miscellaneous receipts.....		332613-SM						
Secondary products.....		332613-S	12/11	105.975	106.758	106.631	106.843	106.784
Other fabricated wire product mfg.....	332618		12/82	289.739	295.911	296.648	299.329	299.258
Primary products.....		332618-P	12/82	273.579	279.110	279.742	282.723	282.516
Other ferrous wire products, excluding springs, made from purchased wire.....		332618-B	12/82	280.217	284.670	286.166	290.082	299.507
Noninsulated ferrous wire rope, cable, forms and strand, made from purchased wire.....		332618-1	12/82	247.027	252.976	253.027	253.027	253.027
Other fabricated wire products, made from purchased wire.....		332618-2	06/85	147.590	152.491	152.491	152.914	147.231
Ferrous wire cloth and other ferrous woven wire products, made from purchased wire.....		332618-3	12/82	167.193	167.193	167.193	174.694	174.694
Steel fencing and fence gates, made from purchased wire.....		332618-7	12/82	443.157	450.424	455.184	455.184	455.184
Steel nails, staples, tacks, spikes, and brads, made from purchased wire.....		332618-9	12/03	211.056	214.867	214.567	220.294	-
Secondary products and miscellaneous receipts.....		332618-SM						
Secondary products.....		332618-S	12/82	585.555	600.059	613.995	621.504	616.598
Mach shops, turn prod, screw, nut, bolt mfg.....	3327		12/03	148.035	149.024	150.344	150.935	152.469
Machine shops.....	33271		12/03	137.363	137.835	138.334	138.334	139.570
Machine shops.....	332710		06/84	182.726	183.354	184.018	184.018	185.662
Primary products.....		332710-P	06/84	180.625	181.300	182.013	182.013	183.780
Machine shop job work and job order repairs.....		332710-0	06/84	179.365	180.035	180.742	180.742	182.497
Secondary products and miscellaneous receipts.....		332710-SM						

See footnotes at end of table.

Table 11. Producer price indexes for net output of selected industries and their products, not seasonally adjusted — Continued
 [December 2021]

Title ¹	Industry code	Product code	Index base	Unadjusted index ²				
				Aug. 2021	Sept. 2021 ^P	Oct. 2021 ^P	Nov. 2021 ^P	Dec. 2021 ^P
Turned product & screw, nut & bolt mfg.	33272		12/84	205.861	208.076	211.286	213.147	215.639
Precision turned product mfg.	332721		12/83	201.829	204.690	206.756	209.674	211.576
Primary products.		332721-P	12/83	190.032	191.935	193.999	196.913	198.814
Precision turned products, automotive.		332721-1	12/83	154.116	154.214	154.263	157.768	157.768
Precision turned products, except automotive.		332721-3	12/83	207.213	209.884	212.804	215.511	218.219
Secondary products and miscellaneous receipts.		332721-SM						
Bolt, nut, screw, rivet, and washer mfg.	332722		06/82	231.990	233.297	238.761	238.984	242.718
Primary products.		332722-P	06/82	240.450	241.839	245.677	245.884	249.340
Nonthreaded metal fasteners (except aircraft types).		332722-B	06/82	216.182	226.543	238.488	236.973	253.179
Aircraft fasteners, except plastics (including aerospace).		332722-1	06/82	437.173	437.173	437.173	437.173	440.066
Externally threaded metal fasteners (except aircraft types).		332722-3	06/82	205.348	207.435	212.507	213.934	217.375
Hex bolts, including heavy, tap-and-joint (excluding high-strength structural & aircraft types).		332722-3122	06/82	177.004	174.957	178.613	184.396	185.482
Other metal bolts, including square, round, plow, high-strength structural, & bent bolts.		332722-3133	12/99	233.934	237.377	246.886	246.886	257.297
Cap, set, machine, lag, flange, and self-locking screws (except aircraft types). ..		332722-3144	12/87	215.573	217.782	220.913	220.668	224.412
Other externally threaded metal fasteners, including studs (except aircraft types).		332722-3199	12/99	169.991	172.767	175.316	176.115	175.042
Internally threaded fasteners (except aircraft types).		332722-5	06/82	137.224	136.897	137.744	137.704	139.005
Secondary products and miscellaneous receipts.		332722-SM						
Miscellaneous receipts.		332722-M	06/82	194.747	194.498	199.842	199.842	200.651
Coating/engrave/heat treating & other activity.	3328		12/03	145.641	146.324	150.265	151.444	153.171
Coating/engrave/heat treating & other activity.	33281		12/84	200.383	201.322	206.744	208.367	210.742
Metal heat treating.	332811		06/85	176.706	180.075	181.678	181.678	183.108
Primary products.		332811-P	06/85	167.340	170.531	171.473	171.473	172.823
Heat treating of metal for the trade (pickling, annealing, etc.).		332811-0	06/85	167.340	170.531	171.473	171.473	172.823
Secondary products and miscellaneous receipts.		332811-SM						
Metal coating and nonprecious engraving.	332812		12/84	181.921	181.822	191.319	194.179	195.559
Primary products.		332812-P	12/84	188.747	188.621	199.077	202.207	203.554
Metal coating, engraving, and allied services.		332812-0	12/84	188.747	188.621	199.077	202.207	203.554
Secondary products and miscellaneous receipts.		332812-SM						
Electroplating, anodizing and coloring metal.	332813		12/84	218.885	219.149	218.705	219.070	224.082
Primary products.		332813-P	12/84	223.674	223.957	223.276	223.610	228.826
Electroplating, plating, polishing, anodizing and coloring metal.		332813-0	12/84	223.674	223.957	223.276	223.610	228.826
Secondary products and miscellaneous receipts.		332813-SM						
Other fabricated metal product mfg.	3329		12/03	181.980	183.493	184.495	185.646	186.714
Metal valve mfg.	33291		12/03	190.037	190.405	192.070	192.431	193.565
Industrial valve mfg.	332911		06/91	271.635	272.279	275.502	276.906	277.191
Primary products.		332911-P	06/91	280.691	281.416	284.709	286.029	286.312
Automatic regulating and control valves and parts (except nuclear), power operated.		332911-F	12/82	342.356	342.356	356.199	356.199	358.875
Industrial valves for water works and municipal equipment (IBBM, AWWA, and UL).		332911-N	06/91	295.388	296.788	297.632	299.572	299.572
Industrial ball valves (all metals, pressures, and types), incl. manual & power operated.		332911-Q	06/91	358.919	358.919	358.919	358.919	358.919
Industrial butterfly valves (all metals, pressures, and types), incl. manual & power operated.		332911-R	06/91	222.986	222.986	222.986	222.986	222.986
All other miscellaneous industrial valves.		332911-X	06/91	239.102	239.295	247.443	247.443	247.443
Gates, globes, angles and other industrial valves.		332911-1	06/91	315.969	315.969	318.599	322.365	322.365
Secondary products and miscellaneous receipts.		332911-SM						
Miscellaneous receipts.		332911-M	06/91	198.727	198.727	202.971	207.032	207.032
Secondary products.		332911-S	06/91	230.701	231.015	233.029	233.642	234.099
Fluid power valve and hose fitting mfg.	332912		06/91	233.659	233.698	236.103	235.478	237.680
Primary products.		332912-P	06/91	235.709	235.748	237.792	237.792	240.493
Nonaerospace type hydraulic and pneumatic assemblies of hose.		332912-N	12/98	—	—	127.417	127.417	127.474
Nonaerospace type flared (metal) fittings, couplings and assemblies.		332912-T	06/91	185.603	185.603	185.603	185.603	201.350
Nonaerospace type flareless fittings and couplings (incl. nonmetal fittings).		332912-U	06/91	202.007	202.007	202.172	202.172	202.172
Parts for fluid power valves.		332912-X	01/20	107.521	107.494	107.494	107.494	107.619
Aerospace type hydraulic fluid power valves.		332912-1	06/91	179.418	179.661	180.607	180.607	180.607
Nonaerospace type hydraulic directional control valves.		332912-5	06/91	218.427	218.427	217.118	217.118	—
Nonaerospace type hydraulic valves, except directional control.		332912-7	12/98	223.013	223.013	221.680	221.680	226.162
Nonaerospace type pneumatic directional control valves.		332912-9	06/91	224.899	224.899	228.711	228.711	228.711
Secondary products and miscellaneous receipts.		332912-SM						
Miscellaneous receipts.		332912-M	12/98	194.399	194.668	196.037	196.046	196.037
Secondary products.		332912-S1	12/11	110.032	109.912	112.846	109.687	109.692
Plumbing fixture fitting and trim mfg.	332913		06/83	321.078	321.108	321.387	322.131	324.790
Primary products.		332913-P	06/83	323.447	323.447	323.447	324.398	325.846

See footnotes at end of table.

Table 11. Producer price indexes for net output of selected industries and their products, not seasonally adjusted — Continued
 [December 2021]

Title ¹	Industry code	Product code	Index base	Unadjusted index ²				
				Aug. 2021	Sept. 2021 ^P	Oct. 2021 ^P	Nov. 2021 ^P	Dec. 2021 ^P
Plumbing fixture fitting and trim mfg - Continued								
Miscellaneous metal and nonmetal plumbing fixtures, fittings, and trim.....		332913-6	06/83	353.283	353.283	353.283	356.522	356.522
Metal and nonmetal lavatory and sink fittings, excluding single control.....		332913-7	06/98	167.076	167.076	167.076	167.076	168.288
Secondary products and miscellaneous receipts.....		332913-SM						
Other metal valve and pipe fitting mfg.....	332919		12/82	323.133	324.907	326.197	326.849	330.146
Primary products.....		332919-P	12/82	344.875	346.979	348.473	348.999	353.043
Plumbing and heating valves and specialties, except plumbers' brass goods.....		332919-1	12/82	355.904	355.904	355.904	355.904	355.904
Metal fittings, flanges, and unions for pipe fittings.....		332919-4	12/82	409.390	412.387	414.514	415.264	421.024
Secondary products and miscellaneous receipts.....		332919-SM						
Secondary products.....		332919-S	12/82	221.894	222.578	223.406	225.870	225.958
All other fabricated metal product mfg.....	332999		12/03	176.575	178.991	179.513	181.277	182.282
Ball and roller bearing mfg.....	332991		06/83	308.154	309.736	309.930	313.249	310.251
Primary products.....		332991-P	06/83	300.731	302.011	302.059	305.175	302.353
Ball bearings, complete, unmounted.....		332991-1	06/83	266.329	270.238	270.238	270.238	270.238
Tapered roller bearings (including cups & cones), unmounted.....		332991-3	06/83	326.774	325.701	325.701	—	325.701
Other roller bearings, unmounted.....		332991-5	06/83	339.992	337.286	337.286	337.286	337.286
Mounted bearings (excluding plain).....		332991-7	06/83	415.531	420.070	420.070	433.490	424.618
Parts and components for ball and roller bearings (including balls and rollers) sold separately.....		332991-9	06/83	193.333	194.928	195.192	195.192	195.133
Secondary products and miscellaneous receipts.....		332991-SM						
Small arms ammunition mfg.....	332992		06/85	284.812	284.812	284.812	284.812	284.812
Primary products.....		332992-P	06/85	315.965	315.965	315.965	315.965	315.965
Small arms ammunition.....		332992-0	12/06	198.270	198.270	198.270	198.270	198.270
All other ammo products, incl. industrial shells & cartridges, air gun ammo, percussion caps.....		332992-07	06/02	181.197	181.197	181.197	181.197	181.197
Secondary products and miscellaneous receipts.....		332992-SM						
Secondary products.....		332992-S	05/95	112.834	112.834	112.834	112.834	112.834
Fabricated pipe and pipe fitting mfg.....	332996		06/81	393.901	403.031	407.055	417.407	417.971
Primary products.....		332996-P	06/81	355.218	364.192	366.450	371.505	372.059
Fabricated pipe and pipe fittings made from purchased pipe.....		332996-0	12/02	234.910	240.845	242.338	245.681	246.047
Secondary products and miscellaneous receipts.....		332996-SM						
Miscellaneous fabricated metal product mfg.....	332999		12/03	166.200	169.071	169.343	170.710	173.021
Primary products.....		332999-P	12/03	167.497	170.736	170.926	172.298	174.914
All other miscellaneous fabricated metal products.....		332999-N	06/85	218.838	223.624	223.905	225.933	229.370
Secondary products and miscellaneous receipts.....		332999-SM						
Secondary products.....		332999-S	12/03	164.518	165.301	167.131	170.062	170.551
Small arms, ordnance, and ordnance accessories mfg.....	33299T		12/11	103.705	103.705	103.895	103.895	105.659
Primary products.....		33299T-P	12/11	103.750	103.750	103.963	103.963	105.929
Single barrel shotguns, other small firearms n.e.c., and parts & attachments for small arms.....		33299T-45	06/13	104.499	104.499	105.189	105.189	106.104
Secondary products and miscellaneous receipts.....		33299T-SM						
Machinery manufacturing.....	333		12/03	150.104	151.445	153.191	154.248	155.803
Agricultural, construction, and mining machinery mfg.....	3331		12/03	152.128	153.053	155.847	157.271	159.263
Agricultural implement manufacturing.....	33311		12/03	144.253	145.728	147.463	148.919	152.395
Farm machinery and equipment mfg.....	333111		12/82	237.224	240.029	243.208	245.541	252.419
Primary products.....		333111-P	12/82	239.480	242.070	244.810	247.454	254.393
Haying machinery and attachments.....		333111-A	12/82	258.671	260.582	260.582	260.582	284.282
Parts for farm machinery, for sale separately.....		333111-C	12/82	214.997	217.436	219.600	234.401	235.438
Farm plows, harrows, rollers, pulverizers, etc., and attachments.....		333111-E	12/02	215.974	217.586	219.529	219.529	223.218
All other farm machinery and equipment, excluding parts, including attachments.....		333111-G	12/82	311.712	324.138	333.073	337.750	343.623
Commercial turf and grounds care equipment, including parts and attachments.....		333111-J	12/82	228.565	229.776	234.811	232.943	233.478
Farm dairy equipment, sprayers and dusters, farm blowers, and attachments.....		333111-4	12/82	243.720	243.720	244.281	244.281	257.331
Planting, seeding, and fertilizing machinery and attachments.....		333111-7	12/82	238.369	238.369	238.449	238.449	248.924
Harvesting machinery (except hay and straw) and attachments.....		333111-9	12/82	253.743	259.861	267.026	267.026	273.747
Secondary products and miscellaneous receipts.....		333111-SM						
Miscellaneous receipts.....		333111-M	12/82	221.293	227.281	231.076	231.750	235.030
Secondary products.....		333111-S	12/82	205.974	211.088	227.107	228.250	236.503
Lawn and garden equipment mfg.....	333112		12/82	146.802	147.146	147.926	149.595	149.617
Primary products.....		333112-P	12/82	148.821	149.202	149.678	151.526	151.540
Consumer nonriding lawn, garden, and snow equipment.....		333112-1	12/82	137.343	137.374	137.374	137.374	137.347
Consumer riding lawn, garden, and snow equipment.....		333112-3	12/82	159.686	160.371	161.314	166.331	166.331
Parts and attachments for consumer lawn, garden, and snow equipment.....		333112-7	06/03	130.761	131.562	132.559	134.731	134.860
Secondary products and miscellaneous receipts.....		333112-SM						
Secondary products.....		333112-S	12/82	133.666	133.786	137.846	138.576	138.702
Construction machinery manufacturing.....	33312		12/03	155.743	156.464	161.782	162.494	164.286

See footnotes at end of table.

Table 11. Producer price indexes for net output of selected industries and their products, not seasonally adjusted — Continued
 [December 2021]

Title ¹	Industry code	Product code	Index base	Unadjusted index ²				
				Aug. 2021	Sept. 2021 ^P	Oct. 2021 ^P	Nov. 2021 ^P	Dec. 2021 ^P
Construction machinery mfg.	333120		12/80	278.263	279.552	289.054	290.326	293.529
Primary products.		333120-P	12/80	271.652	272.687	281.715	282.928	286.051
Power cranes, loaders, dozers, tractors, off-highway trucks, mixers, pavers, backhoes, etc.		333120-1	12/03	154.502	155.214	160.342	160.750	162.454
Power cranes, draglines, & shovels (excavators) (incl. surface mining equip.) (excluding parts)		333120-11	12/99	156.335	156.393	162.504	162.676	162.676
Mixers, pavers, and related equipment (excluding parts)		333120-12	12/80	259.866	259.866	272.092	273.903	273.903
Off-highway trucks, haulers, truck-type tractor chassis, trailers, etc. (excluding parts)		333120-13	12/03	164.151	164.151	165.562	165.464	165.460
Tractor shovel loaders (skid steer, wheel, crawler, and integral design backhoes)		333120-14	12/80	285.624	285.624	295.889	297.328	298.047
Construction wheel and crawler tractors, dozers, self-propelled log skidders, etc.		333120-15	12/03	152.698	155.371	158.725	159.108	165.189
Graders, rollers & compactors, rough-terrain forklifts, scrapers, trenchers, etc. (excl. parts)		333120-16	12/03	170.143	170.143	177.422	178.293	178.293
Construction machinery for mounting (excluding parts, winches, snow clearing attachments)		333120-17	12/99	150.210	150.210	156.495	156.585	158.445
Parts for construction machinery and equipment, sold separately.		333120-9	12/99	158.700	159.378	162.271	166.475	168.870
Parts for cranes, draglines, and shovels (including surface mining equipment) (sold separately)		333120-91	06/07	141.194	141.194	141.554	145.987	145.987
Parts for off-highway wheel tractors and shovel loaders (sold separately)		333120-92	06/07	124.160	124.261	124.904	132.522	132.878
Parts for other construction machinery (sold separately)		333120-93	06/07	127.445	128.419	132.332	133.975	137.415
Secondary products and miscellaneous receipts.		333120-SM						
Miscellaneous receipts.		333120-M	12/80	429.134	434.408	453.893	456.860	460.085
Secondary products.		333120-S	12/80	273.335	274.024	274.809	276.027	—
Mining and oil and gas field machinery mfg.	33313		12/03	166.810	167.227	168.093	170.588	170.646
Mining machinery and equipment mfg.	333131		06/81	326.644	329.846	330.910	347.370	347.750
Primary products.		333131-P	06/81	348.410	349.312	349.847	369.042	369.418
Mining machinery and equipment (except parts sold separately)		333131-2	09/19	110.950	111.278	111.420	119.048	119.048
Underground mining machinery (except parts sold separately)		333131-21	06/81	412.454	413.870	413.870	426.190	—
Mineral processing & beneficiation machinery (except parts sold separately)		333131-23	06/81	342.606	342.606	349.341	428.033	428.033
Crushing, pulverizing & screening machinery (except parts sold separately)		333131-25	06/81	350.070	350.070	350.070	428.593	428.593
Drills and other mining machinery (except parts sold separately)		333131-27	06/81	370.530	372.785	375.722	389.658	389.658
Parts and attachments for mining machinery and equipment (sold separately)		333131-9	06/81	288.632	289.071	289.727	294.118	295.339
Secondary products and miscellaneous receipts.		333131-SM						
Miscellaneous receipts.		333131-M	06/81	223.625	246.170	251.273	251.273	251.273
Oil and gas field machinery and equipment mfg.	333132		12/80	275.621	275.623	277.234	278.042	278.061
Primary products.		333132-P	12/80	271.915	271.915	273.617	274.452	274.452
Oil and gas field production machinery and equipment (except pumps)		333132-A	12/80	223.454	223.454	225.475	227.630	227.630
Oil and gas field production machinery and equipment (except pumps and parts sold separately)		333132-A1	12/10	116.601	116.601	117.243	118.593	118.593
Parts and attachments for oil and gas field production machinery and equipment (except pumps)		333132-A2	12/10	107.978	107.978	110.857	110.857	110.857
Rotary oil and gas field drilling machinery and equipment.		333132-1	12/86	289.621	289.621	291.493	291.680	291.680
Other oil and gas field drilling machinery and equipment.		333132-8	12/86	245.033	245.033	245.033	—	—
Secondary products and miscellaneous receipts.		333132-SM						
Industrial machinery manufacturing.	3332		12/84	206.886	211.872	212.044	213.107	213.732
Other industrial machinery manufacturing.	33324		12/84	204.040	208.957	209.127	210.175	210.792
Food product machinery mfg.	333241		12/83	293.787	296.959	299.639	303.914	306.113
Primary products.		333241-P	12/83	302.410	305.953	309.008	314.205	316.917
Dairy and milk products plant machinery and equipment.		333241-1	12/83	280.394	284.638	292.804	306.376	307.575
Commercial food products machinery (except packaging and cooking equipment)		333241-3	12/83	266.207	266.821	269.572	272.809	277.295
Industrial food products machinery for processing foods, beverages, & animal & fowl feed.		333241-5	12/83	318.771	325.466	325.560	327.926	328.593
Other industrial food and feed machinery.		333241-51	12/12	124.148	127.496	127.496	128.309	128.820
Machinery for sorting, grading, and cleaning fruits, vegetables, eggs, and for processing meat.		333241-52	12/12	134.318	136.730	136.730	138.263	138.263
Parts and attachments for industrial food and feed products machinery.		333241-53	12/12	123.790	125.012	125.205	125.631	125.631
Secondary products and miscellaneous receipts.		333241-SM						
Miscellaneous receipts.		333241-M	12/83	212.763	214.079	214.970	215.029	215.029
Secondary products.		333241-S	12/83	292.818	294.361	295.363	295.918	295.918
Semiconductor machinery mfg.	333242		12/03	90.076	90.076	90.076	90.076	90.076
Primary products.		333242-P	12/03	88.224	88.224	88.224	88.224	88.224
Semiconductor machinery and parts.		333242-0	06/87	113.511	113.511	113.511	113.511	113.511
Secondary products and miscellaneous receipts.		333242-SM						
Miscellaneous receipts.		333242-M	12/03	110.316	110.316	110.316	110.316	110.316
Sawmill, woodworking and paper machinery mfg.	333243		12/11	124.579	125.833	125.958	126.828	127.793
Primary products.		333243-P	12/11	124.207	125.319	125.452	126.345	127.386
Sawmill and woodworking machinery.		333243-A	12/80	294.950	299.090	299.371	300.280	300.420

See footnotes at end of table.

Table 11. Producer price indexes for net output of selected industries and their products, not seasonally adjusted — Continued
 [December 2021]

Title ¹	Industry code	Product code	Index base	Unadjusted index ²				
				Aug. 2021	Sept. 2021 ^P	Oct. 2021 ^P	Nov. 2021 ^P	Dec. 2021 ^P
Sawmill, woodworking and paper machinery mfg - Continued								
Sawmill and woodworking machinery, excluding parts & attachments.....		333243-A3	06/12	146.589	149.066	149.234	149.640	149.640
Parts, attachments & accessories for sawmill & woodworking machinery.....		333243-A4	06/12	153.894	153.894	153.894	154.606	155.037
Paper industry machinery.....		333243-B	06/82	242.549	244.370	244.639	246.665	249.242
Paper industry machinery, excluding parts & attachments.....		333243-B1	12/03	131.182	131.523	131.798	132.152	133.266
Parts and attachments for paper industry machinery.....		333243-B2	06/82	235.138	238.197	238.197	241.653	244.714
Secondary and miscellaneous receipts.....		333243-SM						
Printing machinery and equipment mfg.....	333244		12/82	178.782	178.696	179.206	180.588	185.489
Primary products.....		333244-P	12/82	170.341	170.243	170.528	172.046	177.504
All other miscellaneous printing trades machinery, including parts.....		333244-A	12/88	128.792	128.681	129.005	130.732	133.499
Other printing machinery and equipment, including pre-press preparation and typesetting.....		333244-A7	06/01	91.706	91.454	90.543	91.438	94.105
Parts, attachments, and accessories for printing trades machinery.....		333244-A8	06/01	126.668	126.668	127.705	129.615	131.897
Secondary products and miscellaneous receipts.....		333244-SM						
Secondary products.....		333244-S	12/82	176.678	176.678	182.551	183.005	187.015
Other industrial machinery mfg.....	333249		12/11	141.450	148.223	147.994	148.610	148.544
Primary products.....		333249-P	12/11	144.392	152.014	151.737	152.401	152.329
Plastics-working machinery and equipment and parts, excluding patterns and molds.....		333249-1	12/81	229.372	230.304	230.192	231.288	230.468
Parts for plastics-working machinery.....		333249-14	12/08	104.696	104.722	104.744	104.744	104.744
Plastics-working machinery and equipment, excluding patterns, molds, and parts sold separately.....		333249-19	12/08	117.544	118.120	118.044	118.729	118.217
Textile machinery (except parts, attachments, and accessories).....		333249-5	12/80	198.418	198.418	198.418	198.418	198.418
Parts and attachments for textile machinery.....		333249-7	12/80	230.495	230.495	230.495	230.495	232.339
All other industrial machinery.....		333249-8	12/03	191.201	204.163	203.706	204.653	204.653
Secondary products and miscellaneous receipts.....		333249-SM						
Miscellaneous receipts.....		333249-M	12/11	119.977	120.761	120.920	121.002	121.002
Commercial and service industry machinery.....	3333		12/03	132.926	133.590	134.171	135.844	136.867
Commercial and service industry machinery.....	33331		12/03	132.912	133.576	134.157	135.830	136.853
Optical instrument and lens mfg.....	333314		06/91	117.610	117.610	119.100	119.100	119.455
Primary products.....		333314-P	06/91	117.896	117.896	118.692	118.692	119.080
All other miscellaneous optical instruments and lenses (including binoculars and astronomical).....		333314-3	12/98	112.458	112.458	114.100	114.100	114.899
Secondary products and miscellaneous receipts.....		333314-SM						
Photographic and photocopying equipment mfg.....	333316		12/03	113.349	118.111	118.111	118.111	118.111
Primary products.....		333316-P	12/03	121.185	126.366	126.366	126.366	126.366
Motion picture & other photographic equipment, n.e.c.....		333316-4	06/07	126.202	131.598	131.598	131.598	131.598
Secondary products and miscellaneous receipts.....		333316-SM						
Other commercial and service industry machinery mfg.....	333318		12/11	119.843	120.093	120.450	122.462	123.612
Primary products.....		333318-P	12/11	119.784	120.015	120.326	122.445	123.621
Commercial cooking and food warming equipment.....		333318-A	06/82	338.967	338.937	339.902	359.714	359.714
Commercial non electric cooking and food warming equipment, excluding parts and accessories.....		333318-A1	06/07	156.961	156.961	156.961	169.917	169.917
Commercial electric cooking and food warming equipment, excluding parts and accessories.....		333318-A2	06/07	135.887	135.887	137.038	141.382	141.382
Parts and accessories for commercial cooking and food warming equipment.....		333318-A3	06/07	134.168	134.037	134.168	134.168	134.168
Electronic teaching machines, teaching aids, etc., including kits.....		333318-H	09/16	102.118	102.118	102.118	102.118	102.118
Miscellaneous machinery products.....		333318-J	09/16	116.002	116.681	116.963	117.411	118.807
Other service industry equipment.....		333318-J4	09/16	115.209	116.000	116.329	116.799	118.425
Commercial and industrial floor and carpet cleaning machines, excluding vacuum cleaners.....		333318-J5	09/16	121.698	121.698	121.698	121.698	121.698
Commercial laundry and drycleaning machinery.....		333318-5	12/82	278.295	278.295	281.820	285.568	285.568
Secondary products and miscellaneous receipts.....		333318-SM						
Miscellaneous receipts.....		333318-M	12/11	111.570	112.055	112.491	113.116	114.154
Secondary products.....		333318-S	12/11	129.265	129.265	130.316	132.725	133.434
HVAC and commercial refrigeration equipment.....	3334		12/03	172.000	174.557	176.878	177.991	180.780
HVAC and commercial refrigeration equipment.....	33341		12/03	172.000	174.557	176.878	177.991	180.780
Fan, blower, air purification equipment mfg.....	333413		12/11	131.068	132.941	133.163	133.900	134.114
Primary products.....		333413-P	12/11	129.432	131.264	131.536	132.197	132.425
Air purification equipment.....		333413-1	12/03	146.509	148.926	149.179	149.537	149.537
Dust collection and other air purification equipment for industrial gas cleaning systems.....		333413-11	12/83	210.447	210.447	210.447	210.447	210.447
Dust collection and other air purification equipment for cleaning incoming air.....		333413-13	12/83	213.861	221.012	221.761	222.818	222.818
Air filters for air-conditioners and furnaces, etc. of 2400 CFM or less, except parts.....		333413-131	06/09	137.213	143.044	143.590	144.240	144.240
Other dust collection and air purification equipment, except parts.....		333413-132	06/09	124.931	128.265	129.022	129.745	129.745
Parts for dust collection and air purification equipment.....		333413-133	06/09	125.466	127.445	127.445	128.039	128.039
Industrial and commercial fans and blowers.....		333413-2	12/03	197.503	199.520	200.057	201.956	202.891

See footnotes at end of table.

Table 11. Producer price indexes for net output of selected industries and their products, not seasonally adjusted — Continued
 [December 2021]

Title ¹	Industry code	Product code	Index base	Unadjusted index ²				
				Aug. 2021	Sept. 2021 ^P	Oct. 2021 ^P	Nov. 2021 ^P	Dec. 2021 ^P
Fan, blower, air purification equipment mfg - Continued								
Centrifugal blower filter units, and classes I-IV centrifugal fans, except parts.		333413-22	06/09	153.816	159.817	160.398	162.295	163.221
Other centrifugal fans and blowers, except parts.		333413-23	06/09	160.322	162.409	162.409	164.677	164.677
Parts and accessories for fans and blowers.		333413-29	06/09	154.398	159.000	165.400	165.999	166.430
Secondary products and miscellaneous receipts.		333413-SM						
Secondary products.		333413-S	12/11	131.113	131.113	131.113	136.543	136.543
Heating equipment (except warm air furnaces) mfg.	333414		06/80	352.382	355.873	360.072	362.489	382.835
Primary products.		333414-P	06/80	335.134	338.253	341.308	344.029	363.107
Other heating equipment, except electric (incl. parts for nonelectric equipment & oil burners).		333414-D	06/99	175.121	175.612	178.507	181.318	192.674
Cast iron heating boilers, radiators, and convectors (except parts).		333414-1	06/99	212.272	212.272	212.272	212.272	—
Domestic heating stoves (except electric and parts).		333414-3	06/80	257.795	264.061	265.258	265.258	274.388
Floor and wall furnaces, unit heaters, infrared heaters, and mechanical stokers.		333414-7	06/99	169.318	174.124	174.124	174.124	177.970
Secondary products and miscellaneous receipts.		333414-SM						
Secondary products.		333414-S	06/80	347.842	367.411	367.411	367.411	386.721
Air-conditioning, refrigeration, and forced air heating equipment mfg.	333415		12/82	226.565	230.145	233.809	235.304	238.128
Primary products.		333415-P	12/82	228.007	231.781	235.973	237.920	240.359
Warm air furnaces, including duct furnaces and humidifiers, and electric comfort heating.		333415-C	12/89	186.723	185.413	189.728	190.979	193.537
Parts and accessories for air conditioning and heat transfer equipment.		333415-D	12/89	218.868	218.923	219.089	220.347	221.160
Unitary air-conditioners, except air source heat pumps.		333415-E	12/82	209.371	210.891	209.154	209.569	210.371
Heat pumps.		333415-H	12/09	129.534	132.225	129.491	129.319	129.319
Heat transfer equipment (except elec dehumidifiers), mechanically refrigerated, self-contained.		333415-2	12/03	189.246	193.610	195.461	195.825	200.455
Commercial refrigerators and related equipment.		333415-3	12/82	275.102	283.174	296.895	299.688	299.688
Refrigeration condensing units, all refrigerants, except ammonia (complete).		333415-5	12/82	287.811	293.103	301.540	320.291	320.291
All other miscellaneous refrigeration and air-conditioning equipment.		333415-9	12/89	200.750	200.750	228.185	229.776	240.186
Secondary products and miscellaneous receipts.		333415-SM						
Secondary products.		333415-S	12/82	180.763	186.571	187.830	189.916	—
Metalworking machinery manufacturing.	3335		12/03	126.579	126.745	127.865	128.279	129.058
Metalworking machinery manufacturing.	33351		12/03	126.566	126.733	127.852	128.266	129.045
Industrial mold mfg.	333511		12/03	106.276	106.259	106.612	106.868	106.881
Primary products.		333511-P	12/03	105.685	105.685	105.987	106.289	106.289
Industrial molds and mold boxes.		333511-0	06/81	130.023	130.023	130.394	130.766	130.766
Industrial injection-type molds made of metal for plastics.		333511-05	12/09	111.018	111.018	111.018	111.891	111.891
Other industrial molds and mold boxes.		333511-06	12/09	97.689	97.689	98.126	98.126	98.126
Secondary products and miscellaneous receipts.		333511-SM						
Secondary products.		333511-S	12/03	117.193	116.841	117.458	116.886	116.886
Special tool, die, jig, and fixture mfg.	333514		12/03	119.483	119.665	122.182	122.728	123.270
Primary products.		333514-P	06/81	197.848	198.175	202.201	202.684	203.659
Special dies, tools, jigs, and fixtures.		333514-0	06/81	197.848	198.175	202.201	202.684	203.659
Jigs and fixtures, including parts.		333514-0A	06/81	301.060	301.595	315.832	315.832	319.905
Metalworking die and die sets.		333514-0B	12/02	114.601	114.692	115.123	115.123	115.258
Standard punches, industrial prototypes, die parts & other special tooling for dies.		333514-0C	06/94	137.481	137.869	139.585	140.867	140.867
Secondary products and miscellaneous receipts.		333514-SM						
Miscellaneous receipts.		333514-M	12/03	97.597	97.597	101.674	101.674	—
Secondary products.		333514-S	12/03	107.114	107.204	108.522	113.636	113.871
Cutting tool and machine tool accessory mfg.	333515		06/83	196.931	197.397	199.260	200.286	202.136
Primary products.		333515-P	06/83	191.833	192.162	194.310	195.486	197.582
Cutting tools for machine tools and metalworking machinery.		333515-4	06/83	182.983	183.349	185.371	185.719	187.740
Other cutting tools for machine tools, excluding tips and blanks.		333515-41	12/00	133.374	133.537	135.310	135.310	137.705
End mills and milling cutters.		333515-44	06/83	208.758	208.922	210.640	210.647	211.026
Threading tools, including blanks, tips and inserts.		333515-45	06/07	110.456	110.456	110.456	112.321	112.321
Carbon and high-speed steel shank, solid, tipped carbide twist drills for machine tools.		333515-48	12/11	115.328	116.632	117.408	117.408	117.408
Taps, carbide indexable, and throwaway inserts for machine tools.		333515-49	12/11	123.170	123.285	125.003	126.172	126.172
Other attachments and accessories for machine tools and metalworking machinery.		333515-5	06/83	217.292	217.292	219.919	226.792	229.012
Secondary products and miscellaneous receipts.		333515-SM						
Secondary products.		333515-S	06/83	204.953	208.372	208.372	208.372	209.304
Machine tool mfg.	333517		12/11	119.038	119.253	119.807	119.959	121.160
Primary products.		333517-P	12/11	118.015	118.043	118.673	118.811	120.196
Metal cutting machine tools.		333517-2	06/83	205.629	205.629	207.108	207.108	209.898
Parts for metal cutting machine tools (sold separately) & rebuilt machine tools.		333517-26	06/83	175.706	175.706	175.706	175.706	177.603
Metal machining centers (multifunction numerically controlled machines).		333517-27	06/83	186.649	186.649	186.649	186.649	191.981
Other metal cutting machine tools.		333517-2B	12/09	118.535	118.535	119.883	119.883	121.121
Metal forming machine tools.		333517-3	06/81	269.147	269.398	269.398	270.622	272.363

See footnotes at end of table.

Table 11. Producer price indexes for net output of selected industries and their products, not seasonally adjusted — Continued
 [December 2021]

Title ¹	Industry code	Product code	Index base	Unadjusted index ²				
				Aug. 2021	Sept. 2021 ^P	Oct. 2021 ^P	Nov. 2021 ^P	Dec. 2021 ^P
Machine tool mfg - Continued								
Metal punching and shearing (power & manual), and bending and forming machines (power only).....		333517-31	06/81	219.170	219.170	219.170	219.170	219.170
Other metal forming machine tools, including forging and die-stamping machines (except presses).....		333517-35	06/81	326.879	326.879	326.879	326.879	—
Parts for metal forming machine tools (sold separately) and rebuilt metal forming machine tools.....		333517-37	06/81	267.946	269.161	269.161	275.061	278.063
Secondary products and miscellaneous receipts.....		333517-SM						
Miscellaneous receipts.....		333517-M	12/11	124.001	124.001	124.001	124.001	124.001
Secondary products.....		333517-S	12/11	122.217	126.136	126.579	127.337	128.048
Rolling mill and other metalworking machinery mfg.....	333519		12/11	111.569	111.632	111.736	112.148	112.750
Primary products.....		333519-P	12/11	111.505	111.576	111.633	111.637	112.328
Other metalworking machinery, excluding handheld & ultrasonic.....		333519-83	06/83	297.462	298.386	299.234	299.234	299.234
Secondary products and miscellaneous receipts.....		333519-SM						
Miscellaneous receipts.....		333519-M	12/11	126.634	126.644	127.123	130.728	130.728
Turbine and power transmission equipment mfg.....	3336		12/84	197.184	197.935	199.151	199.591	199.784
Turbine and power transmission equipment mfg.....	33361		12/84	197.179	197.931	199.146	199.587	199.779
Turbine and turbine generator set units mfg.....	333611		06/82	234.351	236.167	236.761	237.347	237.917
Primary products.....		333611-P	06/82	233.628	235.343	235.904	236.457	236.995
Turbines and turbine generator sets.....		333611-0	06/11	108.592	109.389	109.650	109.907	110.157
Steam, gas, and other turbines and turbine generators.....		333611-05	12/03	147.903	148.285	148.662	149.025	149.361
Speed changer, drive, and gear mfg.....	333612		12/83	317.003	319.564	322.028	325.088	325.500
Primary products.....		333612-P	12/83	293.735	296.440	298.807	300.609	301.045
Gears, pinions, racks, and worms, sold separately.....		333612-3	12/83	216.094	222.239	225.016	225.016	—
Speed changers, industrial high speed drives, and parts other than loose gearing.....		333612-7	12/03	181.328	181.359	182.412	184.047	184.443
Secondary products and miscellaneous receipts.....		333612-SM						
Miscellaneous receipts.....		333612-M	07/84	403.369	403.369	403.369	—	—
Secondary products.....		333612-S	12/83	507.641	507.641	513.489	548.999	548.999
Mechanical power transmission equipment mfg.....	333613		12/84	296.280	297.363	298.127	299.554	300.179
Primary products.....		333613-P	12/84	286.895	288.084	288.922	290.489	291.754
Mechanical power transmission equipment, except speed changers, drives, & gears.....		333613-3	12/84	310.577	312.343	313.589	315.916	317.796
Secondary products and miscellaneous receipts.....		333613-SM						
Other engine equipment mfg.....	333618		12/82	169.424	169.492	170.984	171.014	170.987
Primary products.....		333618-P	12/82	170.176	170.271	171.813	171.840	171.814
Parts & accessories for internal combustion engines, ex. aircraft & gasoline automotive engines.....		333618-F	12/82	213.524	214.141	216.530	216.530	216.530
Diesel, semidiesel, and dual-fuel engines (except automotive).....		333618-3	12/82	181.960	181.960	187.208	187.208	187.208
Diesel, semidiesel, and dual-fuel engines for automobiles, trucks, and buses.....		333618-5	12/82	151.018	151.018	151.018	151.018	151.018
Secondary products and miscellaneous receipts.....		333618-SM						
Secondary products.....		333618-S	12/82	154.911	155.188	158.575	158.673	158.824
Other general purpose machinery manufacturing.....	3339		12/03	167.264	168.888	170.858	172.010	174.125
Pump and compressor manufacturing.....	33391		12/03	169.738	171.594	172.322	172.962	173.847
Air and gas compressor mfg.....	333912		06/84	263.587	266.850	267.907	269.583	269.583
Primary products.....		333912-P	06/84	267.911	271.470	272.396	274.106	274.106
Air and gas compressors and vacuum pumps.....		333912-1	06/84	279.302	284.247	285.378	286.854	286.854
Parts & attachments for air & gas compressors, ex. refrigeration, ice making, & a/c.....		333912-6	06/84	282.860	—	283.716	283.746	283.746
Industrial spraying equipment.....		333912-7	06/84	192.802	—	—	—	—
Secondary products and miscellaneous receipts.....		333912-SM						
Miscellaneous receipts.....		333912-M	11/86	211.086	—	213.565	213.956	213.956
Secondary products.....		333912-S1	09/21	—	100.000	100.000	101.152	101.152
Measuring, dispensing, and other pumping equipment mfg.....	333914		12/83	288.948	291.836	293.076	293.724	296.210
Primary products.....		333914-P	12/83	290.091	293.080	294.421	295.092	297.255
Pumps and pumping equipment, excluding measuring and dispensing pumps.....		333914-1	12/09	125.838	127.293	127.632	127.958	129.011
Pumps and pumping equipment, complete, excluding measuring and dispensing pumps.....		333914-11	12/09	126.017	127.654	128.039	128.430	129.689
Domestic water systems.....		333914-111	12/83	265.358	265.358	265.358	265.358	265.358
Domestic sump pumps.....		333914-112	12/09	—	—	145.714	—	—
Oil-well and oil-field pumps, except boiler feed.....		333914-113	12/09	110.243	110.597	110.734	110.734	113.979
Industrial pumps, excluding hydraulic fluid power pumps, automatic circulating pumps, etc.....		333914-114	12/83	292.331	299.652	300.275	300.275	300.397
Other pumps, except automotive circulating pumps, and measuring and dispensing pumps.....		333914-115	12/01	196.546	196.546	198.089	201.915	204.440
Parts and attachments for pumps and pumping equipment, excluding measuring and dispensing.....		333914-15	12/83	366.023	367.564	367.858	367.858	367.858
Secondary products and miscellaneous receipts.....		333914-SM						

See footnotes at end of table.

Table 11. Producer price indexes for net output of selected industries and their products, not seasonally adjusted — Continued
 [December 2021]

Title ¹	Industry code	Product code	Index base	Unadjusted index ²				
				Aug. 2021	Sept. 2021 ^P	Oct. 2021 ^P	Nov. 2021 ^P	Dec. 2021 ^P
Measuring, dispensing, and other pumping equipment mfg - Continued								
Miscellaneous receipts.....		333914-M	12/17	103.795	104.080	104.175	104.199	105.044
Secondary products.....		333914-S	12/17	116.709	118.183	118.204	118.591	123.491
Material handling equipment manufacturing.....	33392		12/03	176.554	178.770	181.695	183.878	187.474
Elevator and moving stairway mfg.....	333921		06/81	192.837	193.308	198.646	198.646	216.533
Primary products.....		333921-P	06/81	187.409	187.935	190.359	190.359	210.340
Elevators and moving stairways.....		333921-1	06/81	179.599	180.172	182.902	182.902	206.906
Parts and attachments for elevators and moving stairways (sold separately).....		333921-3	06/81	237.412	237.767	238.991	238.991	242.310
Secondary products and miscellaneous receipts.....		333921-SM						
Conveyor and conveying equipment mfg.....	333922		06/84	242.560	248.362	252.456	256.963	263.326
Primary products.....		333922-P	06/84	235.800	241.386	244.858	249.251	255.087
Unit handling conveyors and conveying systems.....		333922-1	06/84	212.202	213.569	214.075	214.697	217.833
Unit handling gravity and trolley conveyors and conveying systems.....		333922-12	06/09	123.972	124.139	126.314	126.327	126.919
Unit handling tow, belt, roller, pneumatic, portable, carousel, and other nonbelt conveyors.....		333922-14	06/09	131.472	132.484	132.307	132.784	135.050
Parts and accessories for unit handling conveyors and conveying systems, sold separately.....		333922-7	06/84	262.263	263.755	264.483	266.103	273.442
Bulk material handling conveyors and conveying systems.....		333922-8	06/84	225.076	235.195	240.805	249.027	257.721
Parts and accessories for bulk material handling conveyors and conveying systems.....		333922-9	06/84	389.966	405.844	421.127	434.623	441.954
Secondary products and miscellaneous receipts.....		333922-SM						
Miscellaneous receipts.....		333922-M	06/84	286.117	293.997	305.454	312.153	321.837
Secondary products.....		333922-S	06/84	286.186	291.379	291.379	291.379	303.936
Overhead cranes, hoists and monorail systems mfg.....	333923		12/03	189.347	191.207	194.707	195.290	197.771
Primary products.....		333923-P	12/03	191.303	193.037	196.021	196.677	198.634
Hoists and parts and attachments for hoists (sold separately).....		333923-1	12/84	267.201	270.888	270.888	285.443	287.020
Overhead traveling cranes and monorail systems, including parts and attachments sold separately.....		333923-3	12/84	276.085	283.456	289.887	288.269	292.485
Winches, aerial work platforms, and automotive wrecker hoists, including parts and attachments.....		333923-7	12/03	196.094	197.196	200.300	200.300	202.221
Secondary products and miscellaneous receipts.....		333923-SM						
Secondary products.....		333923-S	12/03	170.814	170.992	181.520	181.659	181.968
Industrial truck, trailer, and stacker mfg.....	333924		12/79	281.815	284.077	287.682	292.631	295.298
Primary products.....		333924-P	12/79	283.314	285.707	289.265	294.374	297.087
Industrial trucks, tractors, mobile straddle carriers & cranes, & automatic stacking machines.....		333924-2	12/79	253.314	255.772	258.725	264.080	266.314
Work trucks with lifting & handling equipment, operator riding, electric, self-propelled.....		333924-21	06/02	181.194	182.417	183.707	193.602	193.806
Work trucks, not fitted with lifting and handling equipment.....		333924-25	06/02	173.378	178.505	184.129	184.184	187.174
Bulk powered material moving equipment, dock boards and metal pallets and skids.....		333924-26	06/02	187.503	187.642	192.799	195.020	195.930
Other work trucks with lifting & handling equipment, non-riding electric or any non-electric.....		333924-27	06/02	170.694	171.354	171.390	171.427	173.681
Parts and attachments for industrial trucks and tractors (sold separately).....		333924-3	12/86	318.359	318.863	324.425	324.775	329.130
Secondary products and miscellaneous receipts.....		333924-SM						
Secondary products.....		333924-S	12/79	554.549	556.136	583.072	597.714	610.509
All other general purpose machinery mfg.....	33399		12/03	158.646	159.694	161.784	162.523	164.323
Power-driven handtool mfg.....	333991		12/80	218.914	218.914	230.551	230.670	230.670
Primary products.....		333991-P	12/80	210.589	210.589	223.124	223.251	223.251
Power-driven handtools, pneumatic, hydraulic, and powder-actuated.....		333991-6	12/80	298.783	298.783	313.981	314.165	314.165
Power-driven handtools, electric (except battery powered), including parts.....		333991-9	12/04	119.302	119.302	127.218	127.312	127.312
Secondary products and miscellaneous receipts.....		333991-SM						
Miscellaneous receipts.....		333991-M	06/86	190.010	190.010	190.010	190.010	-
Welding and soldering equipment mfg.....	333992		12/84	313.477	318.734	319.050	319.320	327.544
Primary products.....		333992-P	12/84	328.108	333.964	334.105	334.182	343.391
Other welding equipment, components, and accessories (excluding arc, resistance, and gas).....		333992-A	06/90	164.423	164.423	164.423	164.423	164.943
Arc welding machines, components, and accessories, excluding electrodes and stud welding equip.....		333992-1	12/84	329.999	343.141	343.141	343.141	362.235
Resistance welders, components, accessories, and electrodes.....		333992-7	12/84	236.619	239.439	240.166	240.166	247.431
Gas welding and cutting equipment, parts, attachments, and accessories.....		333992-9	06/83	235.384	235.870	235.870	236.614	236.614
Secondary products and miscellaneous receipts.....		333992-SM						
Miscellaneous receipts.....		333992-M	12/84	226.401	227.504	229.798	232.228	232.228
Packaging machinery mfg.....	333993		12/88	223.955	223.955	224.014	228.751	234.329
Primary products.....		333993-P	12/88	228.586	228.586	228.586	234.029	241.114
Packing, packaging, and bottling machinery, excluding parts.....		333993-1	12/88	220.840	220.840	220.840	227.738	229.075
Parts for packing, packaging, and bottling machinery.....		333993-5	12/88	270.112	270.112	270.112	272.407	294.669
Secondary products and miscellaneous receipts.....		333993-SM						

See footnotes at end of table.

Table 11. Producer price indexes for net output of selected industries and their products, not seasonally adjusted — Continued
 [December 2021]

Title ¹	Industry code	Product code	Index base	Unadjusted index ²				
				Aug. 2021	Sept. 2021 ^P	Oct. 2021 ^P	Nov. 2021 ^P	Dec. 2021 ^P
Packaging machinery mfg - Continued								
Miscellaneous receipts.....		333993-M	12/88	176.691	176.691	176.691	176.691	176.691
Industrial process furnace and oven mfg.....	333994		06/81	256.452	258.380	260.526	260.967	261.304
Primary products.....		333994-P	06/81	251.972	253.790	256.270	256.287	256.570
Industrial process furnaces & ovens, & industrial electrical heating equipment.....		333994-0	12/04	147.566	148.631	150.083	150.093	150.259
Industrial process furnaces & ovens, & industrial electrical heating equipment, except parts.....		333994-0A	06/11	124.151	125.353	126.131	126.735	126.922
Parts and attachments for industrial process furnaces and ovens.....		333994-0B	06/11	121.948	121.948	124.422	122.726	122.726
Secondary products and miscellaneous receipts.....		333994-SM						
Miscellaneous receipts.....		333994-M	12/86	183.667	184.246	185.263	186.151	186.596
Fluid power cylinder and actuator mfg.....	333995		06/90	228.122	228.543	235.698	237.261	239.716
Primary products.....		333995-P	06/90	226.943	227.214	234.915	236.544	239.296
Nonaerospace-type hydraulic & all aerospace fluid power cylinders & actuators, linear & rotary.....		333995-2	06/90	218.348	218.263	227.425	229.476	232.251
Nonaerospace-type pneumatic fluid power cylinders & actuators, linear & rotary.....		333995-3	06/90	196.274	197.646	199.295	199.295	199.295
Parts for hydraulic & pneumatic fluid power cylinders & actuators, incl accumulators & cushions.....		333995-8	06/90	247.547	248.938	251.125	251.211	255.536
Secondary products and miscellaneous receipts.....		333995-SM						
Fluid power pump and motor mfg.....	333996		06/90	203.720	204.787	207.823	208.139	208.637
Primary products.....		333996-P	06/90	209.375	210.683	211.699	212.085	212.693
Nonaerospace-type reciprocating fluid power pumps.....		333996-1	12/97	166.608	168.448	170.203	170.505	171.185
Nonaerospace-type fluid power motors.....		333996-5	12/97	208.116	209.731	210.405	211.458	212.723
Parts for fluid power pumps, motors, and hydrostatic transmissions.....		333996-9	12/97	170.743	171.176	171.320	171.371	171.371
Secondary products and miscellaneous receipts.....		333996-SM						
Miscellaneous receipts.....		333996-M	06/99	164.893	164.893	164.893	164.893	164.893
Scale and balance mfg.....	333997		12/80	204.087	206.282	207.685	208.203	208.702
Primary products.....		333997-P	12/80	213.512	216.063	217.696	218.276	218.852
Retail, commercial, household, and mailing scales and balances.....		333997-4	12/91	179.268	179.633	179.633	179.633	179.633
Parts, attachments, and accessories for scales and balances.....		333997-6	12/91	219.299	223.128	227.716	228.660	229.961
Vehicle and industrial scales.....		333997-7	12/91	175.099	177.199	177.576	178.046	178.333
Motor truck and railroad track scales.....		333997-71	12/10	138.225	139.064	139.768	139.768	139.768
Industrial scales (including automatic checkweighter and bulkweigher scales).....		333997-72	12/10	141.672	143.412	143.412	144.471	145.118
Miscellaneous non-vehicle scales (crane, susp, tank, hopper, meas. devices, lab, bulk conveyor).....		333997-73	12/10	123.241	126.075	126.075	126.075	126.075
Secondary products and miscellaneous receipts.....		333997-SM						
Miscellaneous receipts.....		333997-M	12/80	128.116	128.116	128.116	128.116	128.116
All other miscellaneous general purpose machinery mfg.....	333999		12/84	251.575	253.814	254.959	255.318	257.308
Primary products.....		333999-P	12/84	245.914	248.312	249.315	249.742	251.474
Filters and strainers, except fluid power.....		333999-1	12/88	237.627	240.789	241.096	242.192	241.896
Industrial filters and strainers and reusable media, except fluid power.....		333999-11	06/07	145.799	146.479	146.479	147.081	147.081
Nonreusable media for filters and strainers, except fluid power.....		333999-12	12/88	230.839	252.010	252.010	254.093	254.093
Parts and accessories for filters and strainers, except fluid power.....		333999-13	12/88	286.420	286.420	296.504	297.615	287.875
All other miscellaneous general industrial machinery.....		333999-7	06/07	135.055	135.023	135.877	135.962	137.676
Secondary products and miscellaneous receipts.....		333999-SM						
Miscellaneous receipts.....		333999-M	12/84	348.258	350.081	353.416	353.463	358.762
Secondary products.....		333999-S	12/84	223.774	224.083	224.967	224.690	224.937
Computer & electronic product mfg.....	334		12/03	91.628	92.174	92.396	92.623	92.925
Computer & peripheral equipment mfg.....	3341		12/06	55.618	55.530	55.820	56.024	56.412
Computer & peripheral equipment mfg.....	33411		12/06	55.618	55.530	55.820	56.024	56.412
Electronic computer manufacturing.....	334111		12/04	30.108	29.343	29.893	30.280	31.032
Primary products.....		334111-P	12/04	15.551	15.022	15.403	15.670	16.191
Host computers, multiusers (mainframes, medium-scale systems, UNIX and PC servers).....		334111-5	12/04	25.296	24.170	24.985	25.629	26.794
Single user computers, microprocessor based, general purpose.....		334111-7	06/07	18.801	18.660	18.751	18.683	18.713
Portable computers, laptops, tablets and other single user computers.....		334111-72	06/07	15.033	14.610	14.572	14.579	14.452
Personal computers and workstations (excluding portable computers).....		334111-73	06/07	21.548	21.447	21.573	21.483	21.547
Secondary products and miscellaneous receipts.....		334111-SM						
Computer storage device mfg.....	334112		12/04	58.827	59.946	59.949	59.950	59.952
Primary products.....		334112-P	12/04	48.347	49.305	49.305	49.305	49.305
Computer storage devices (except parts, attachments and accessories).....		334112-1	12/04	47.533	48.710	48.710	48.710	48.710
Secondary products and miscellaneous receipts.....		334112-SM						
Computer terminal and other computer peripheral equipment mfg.....	334118		12/93	61.888	61.857	61.857	61.857	61.836
Primary products.....		334118-P	12/93	60.927	60.892	60.892	60.892	60.868
Other computer peripheral equipment and point of sale terminals.....		334118-B	12/93	60.993	60.958	60.958	60.958	60.935
POS terminals, fund-transfer devices, and all other miscellaneous computer peripheral equipment.....		334118-B1	12/93	39.181	39.148	39.148	39.148	39.126

See footnotes at end of table.

Table 11. Producer price indexes for net output of selected industries and their products, not seasonally adjusted — Continued
 [December 2021]

Title ¹	Industry code	Product code	Index base	Unadjusted index ²				
				Aug. 2021	Sept. 2021 ^P	Oct. 2021 ^P	Nov. 2021 ^P	Dec. 2021 ^P
Computer terminal and other computer peripheral equipment mfg - Continued								
Secondary products and miscellaneous receipts.....		334118-SM						
Communications equipment mfg.....	3342		12/85	94.197	94.615	95.284	95.542	95.618
Telephone apparatus mfg.....	33421		12/03	86.009	86.004	86.100	87.218	86.535
Telephone apparatus mfg.....	334210		12/85	86.444	86.439	86.536	87.655	86.971
Primary products.....		334210-P	12/85	85.579	85.562	85.626	87.069	86.228
Telephone switching and switchboard equipment.....		334210-1	12/85	105.033	105.033	105.033	—	—
Wireline voice and data network equipment.....		334210-7	12/00	63.924	63.901	63.958	65.260	64.502
Secondary products and miscellaneous receipts.....		334210-SM						
Radio/TV broadcast & wireless comm equip mfg.....	33422		12/03	96.382	96.820	97.273	97.176	97.143
Broadcast and wireless communications equipment mfg.....	334220		12/91	90.429	90.842	91.269	91.177	91.147
Primary products.....		334220-P	12/91	87.414	87.911	88.392	88.249	88.245
Broadcast, studio, and related electronic equipment.....		334220-2	12/85	116.570	117.564	117.646	118.316	118.271
Other broadcast and wireless communications systems and equipment.....		334220-9	06/13	101.304	102.396	103.678	103.136	103.136
Secondary products and miscellaneous receipts.....		334220-SM						
Other communications equipment mfg.....	33429		12/03	117.348	118.583	121.854	122.639	124.906
Other communications equipment mfg.....	334290		12/91	125.876	127.200	130.710	131.552	133.985
Primary products.....		334290-P	12/91	132.537	133.992	137.408	138.397	140.691
Alarm systems, including electric sirens and horns.....		334290-1	12/85	129.111	131.635	130.573	—	—
Intercommunications systems, incl inductive paging systems, excl telephone & telegraph.....		334290-3	12/85	236.820	237.821	241.262	254.109	256.572
Secondary products and miscellaneous receipts.....		334290-SM						
Miscellaneous receipts.....		334290-M1	05/20	100.000	100.800	106.243	106.243	110.708
Secondary products.....		334290-S	12/91	144.021	144.026	145.114	145.176	145.176
Audio & video equipment mfg.....	3343		12/03	91.945	91.945	92.885	93.787	93.894
Audio and video equipment mfg.....	33431		12/03	91.945	91.945	92.885	93.787	93.894
Audio and video equipment mfg.....	334310		03/80	66.537	66.537	67.216	67.869	67.946
Primary products.....		334310-P	03/80	58.010	58.010	58.697	59.360	59.438
Speakers and commercial sound equipment.....		334310-4	03/80	160.258	160.258	162.422	164.852	165.211
Other consumer audio and video equipment.....		334310-5	03/80	131.409	131.409	132.072	132.880	132.880
Secondary products and miscellaneous receipts.....		334310-SM						
Miscellaneous receipts.....		334310-M	12/86	92.906	92.906	94.159	94.159	94.159
Semiconductor and other electronic component mfg.....	3344		12/84	54.766	54.834	54.849	55.089	55.249
Semiconductor and other electronic component mfg.....	33441		12/84	54.775	54.844	54.859	55.099	55.259
Bare printed circuit board mfg.....	334412		06/91	107.650	107.650	107.650	107.650	107.650
Primary products.....		334412-P	06/91	104.773	104.773	104.773	104.773	104.773
Bare printed circuit boards.....		334412-0	06/82	117.733	117.733	117.733	117.733	117.733
Semiconductors and related device mfg.....	334413		12/98	29.981	30.003	29.787	30.065	30.149
Primary products.....		334413-P	12/98	29.073	29.096	28.884	29.161	29.245
Other semiconductor devices, including parts such as chips, wafers, and heat sinks.....		334413-A	06/81	51.867	51.867	52.199	52.199	52.199
Integrated microcircuits, incl semiconductor networks, microprocessors, & MOS memories.....		334413-1	12/98	21.421	21.444	21.172	21.457	21.543
Secondary products and miscellaneous receipts.....		334413-SM						
Electronic connector mfg.....	334417		12/80	225.184	223.035	226.746	226.799	229.187
Primary products.....		334417-P	12/80	221.752	219.459	223.099	223.154	225.604
Electronic connectors, including parts.....		334417-0	12/80	221.752	219.459	223.099	223.154	225.604
Secondary products and miscellaneous receipts.....		334417-SM						
Secondary products.....		334417-S1	05/99	144.308	144.597	145.706	145.724	—
Printed circuit assembly mfg.....	334418		12/03	84.764	84.911	85.327	85.435	85.565
Primary products.....		334418-P	12/03	85.653	85.815	86.277	86.396	86.539
Printed circuit assemblies, loaded boards, modules, and consumer external modems.....		334418-9	06/06	92.137	92.311	92.809	92.937	93.090
Secondary products and miscellaneous receipts.....		334418-SM						
Secondary products.....		334418-S1	09/20	100.446	100.446	100.382	100.379	100.386
Other electronic component mfg.....	334419		12/03	141.176	141.986	142.851	142.699	142.838
Primary products.....		334419-P	12/03	144.606	145.522	146.378	146.203	146.346
Other electronic components.....		334419-0	12/03	144.606	145.522	146.378	146.203	146.346
Secondary products and miscellaneous receipts.....		334419-SM						
Secondary products.....		334419-S	12/03	99.876	99.942	100.013	100.060	100.249
Capacitor, resistor, coil, transformer, and other inductor mfg.....	33441K		12/11	139.480	140.432	141.027	141.364	142.212
Primary products.....		33441K-P	12/11	143.085	144.111	144.736	145.118	145.846
Resistors for electronic circuitry.....		33441K-5	12/05	109.039	109.972	109.972	113.167	113.888

See footnotes at end of table.

Table 11. Producer price indexes for net output of selected industries and their products, not seasonally adjusted — Continued
 [December 2021]

Title ¹	Industry code	Product code	Index base	Unadjusted index ²				
				Aug. 2021	Sept. 2021 ^P	Oct. 2021 ^P	Nov. 2021 ^P	Dec. 2021 ^P
Capacitor, resistor, coil, transformer, and other inductor mfg - Continued								
Electronic coils, transformers, and other inductors.....		33441K-6	06/00	142.380	144.342	145.685	145.685	147.062
Secondary products and miscellaneous receipts.....		33441K-SM						
Miscellaneous receipts.....		33441K-M	12/11	104.984	104.984	104.984	104.984	107.122
Secondary products.....		33441K-S1	12/13	112.354	113.739	115.248	114.971	115.939
Nav/measuring/medical/control instruments mfg.....	3345		12/03	129.987	131.206	131.434	131.590	132.062
Nav/measuring/medical/control instruments mfg.....	33451		12/03	129.987	131.206	131.434	131.590	132.062
Electromedical apparatus mfg.....	334510		06/85	82.746	82.746	82.746	82.749	82.749
Primary products.....		334510-P	06/85	71.472	71.472	71.472	71.475	71.475
Electromedical equipment, excluding ionizing radiation equipment.....		334510-2	12/02	82.163	82.163	82.163	82.167	82.167
Secondary products and miscellaneous receipts.....		334510-SM						
Search, detection, and navigation instruments.....	334511		12/91	175.403	179.221	179.207	179.314	180.452
Primary products.....		334511-P	12/91	172.486	176.676	176.660	176.769	177.626
Aeronautical, nautical & navigational instruments, not sending or receiving radio signals.....		334511-1	12/85	287.244	287.244	286.897	289.343	308.552
Search, detection, navigation, and guidance systems and equipment.....		334511-3	12/91	—	—	172.122	172.122	172.122
Secondary products and miscellaneous receipts.....		334511-SM						
Secondary products.....		334511-S	12/91	—	—	218.467	218.420	218.470
Automatic environmental control mfg.....	334512		12/79	267.768	273.546	278.319	278.319	282.121
Primary products.....		334512-P	12/79	243.096	248.599	253.626	253.626	255.615
Automatic environmental controls for monitoring residential, commercial, and appliance use.....		334512-0	12/03	129.728	132.665	135.347	135.347	136.409
Secondary products and miscellaneous receipts.....		334512-SM						
Miscellaneous receipts.....		334512-M	12/04	182.440	185.519	185.519	185.519	193.655
Industrial process variable instruments.....	334513		06/83	234.198	234.582	236.041	236.334	236.659
Primary products.....		334513-P	06/83	245.809	246.236	248.053	248.347	248.740
Process control instruments.....		334513-0	12/03	146.728	146.982	148.067	148.243	148.477
Secondary products and miscellaneous receipts.....		334513-SM						
Miscellaneous receipts.....		334513-M	06/83	205.093	205.093	205.093	205.093	205.093
Secondary products.....		334513-S	06/83	154.204	154.482	—	154.525	—
Totalizing fluid meters and counting devices.....	334514		12/85	200.303	201.276	201.276	203.648	203.648
Primary products.....		334514-P	12/85	203.262	204.301	204.301	206.835	206.835
Integrating and totalizing meters for gas and liquids.....		334514-1	12/85	245.971	246.960	246.960	246.960	246.960
Counting devices, excluding motor vehicle instruments.....		334514-3	12/85	215.817	215.817	215.817	215.817	—
Motor vehicle instruments.....		334514-7	12/85	136.709	138.600	138.600	145.705	—
Secondary products and miscellaneous receipts.....		334514-SM						
Electricity and signal testing instruments mfg.....	334515		12/83	164.743	164.998	165.496	165.469	165.469
Primary products.....		334515-P	12/83	159.155	159.430	159.969	159.939	159.939
Test equipment for testing electrical, radio, and communication circuits, and motors.....		334515-4	12/83	159.857	160.259	161.046	161.003	161.003
Secondary products and miscellaneous receipts.....		334515-SM						
Analytical laboratory instrument mfg.....	334516		12/85	164.504	164.504	165.572	165.709	165.550
Primary products.....		334516-P	12/85	165.744	165.744	166.600	166.757	166.572
Analytical and scientific instruments, excluding optical.....		334516-0	12/85	165.744	165.744	166.600	166.757	166.572
Secondary products and miscellaneous receipts.....		334516-SM						
Miscellaneous receipts.....		334516-M1	12/14	—	—	117.385	117.385	117.385
Secondary products.....		334516-S	12/85	—	—	136.364	136.391	136.411
Irradiation apparatus mfg.....	334517		06/90	115.408	115.408	115.408	115.458	115.458
Primary products.....		334517-P	06/85	114.789	114.789	114.789	114.789	114.789
Irradiation (ionizing radiation) equipment.....		334517-0	06/85	114.789	114.789	114.789	114.789	114.789
Secondary products and miscellaneous receipts.....		334517-SM						
Other measuring and controlling device mfg.....	334519		06/85	174.540	175.217	175.418	175.758	177.764
Primary products.....		334519-P	06/85	166.920	167.060	167.274	167.634	169.494
Physical properties testing & inspection equipment and kinematic testing & measuring equipment.....		334519-4	06/85	160.985	161.238	161.443	161.443	161.443
Nuclear radiation detection and monitoring instruments.....		334519-5	06/85	206.049	206.049	207.281	207.281	221.305
Commercial, geophysical, meteorological, and general-purpose instruments and equipment.....		334519-7	06/85	175.235	175.391	175.902	176.993	178.128
Watches, clocks, and parts.....		334519-8	12/03	125.082	125.082	125.082	125.082	125.082
Secondary products and miscellaneous receipts.....		334519-SM						
Miscellaneous receipts.....		334519-M	06/85	245.157	256.594	256.594	256.594	261.843
Manufacturing and reproducing magnetic and optical media.....	3346		12/03	95.802	97.919	97.860	97.837	97.837
Manufacturing and reproducing magnetic and optical media.....	33461		12/03	95.802	97.919	97.860	97.837	97.837
Manufacturing and reproducing magnetic and optical media.....	334610		01/19	112.184	114.674	114.605	114.578	114.578
Primary products.....		334610-P	01/19	112.544	115.126	115.040	115.006	115.006

See footnotes at end of table.

Table 11. Producer price indexes for net output of selected industries and their products, not seasonally adjusted — Continued
 [December 2021]

Title ¹	Industry code	Product code	Index base	Unadjusted index ²				
				Aug. 2021	Sept. 2021 ^P	Oct. 2021 ^P	Nov. 2021 ^P	Dec. 2021 ^P
Manufacturing and reproducing magnetic and optical media - Continued								
Secondary products and miscellaneous receipts.....		334610-SM						
Electrical equipment and appliance mfg.....	335		12/03	164.193	166.884	169.524	171.213	173.184
Electric lighting equipment mfg.....	3351		12/03	135.268	136.783	137.407	137.782	138.742
Electric lamp bulb & part mfg.....	33511		12/03	78.533	79.196	79.678	79.678	79.678
Electric lamp bulb and part mfg.....	335110		12/83	86.307	87.037	87.567	87.567	87.567
Primary products.....		335110-P	12/83	75.804	76.639	77.244	77.244	77.244
Electric lamp bulb, tubes, and components.....		335110-O	12/83	75.804	76.639	77.244	77.244	77.244
Secondary products and miscellaneous receipts.....		335110-SM						
Miscellaneous receipts.....		335110-M	09/92	157.470	157.470	157.470	157.470	-
Lighting fixture mfg.....	33512		12/03	147.671	149.369	150.027	150.481	151.641
Residential electric lighting fixture mfg.....	335121		12/83	216.105	221.079	223.172	225.491	229.234
Primary products.....		335121-P	12/83	220.596	226.609	229.170	231.030	235.605
Residential-type electric lighting fixtures (except portable), including parts and accessories.....		335121-1	12/83	210.412	214.118	218.754	219.377	227.469
Residential-type portable lighting fixtures, including parts and accessories.....		335121-4	12/83	238.992	248.073	248.073	251.544	251.785
Secondary products and miscellaneous receipts.....		335121-SM						
Secondary products.....		335121-S	12/83	250.146	251.035	251.035	256.633	256.660
Nonresidential electric lighting fixture mfg.....	335122		06/81	234.718	238.051	239.375	240.146	240.825
Primary products.....		335122-P	06/81	232.079	235.251	236.725	237.583	238.208
Commercial and institutional-type electric lighting fixtures, including parts and accessories.....		335122-1	06/81	223.845	227.536	229.273	229.510	229.694
Industrial-type electric lighting fixtures, including parts and accessories.....		335122-5	06/81	254.021	254.795	255.058	258.523	260.996
Secondary products and miscellaneous receipts.....		335122-SM						
Secondary products.....		335122-S	06/81	303.205	303.205	303.205	303.205	305.920
Other lighting equipment mfg.....	335129		06/85	160.349	160.957	161.120	161.120	162.866
Primary products.....		335129-P	06/85	156.698	157.406	157.592	157.592	159.374
Outdoor lighting equipment (including parts and accessories).....		335129-1	06/85	189.361	190.785	191.158	191.158	194.740
Secondary products and miscellaneous receipts.....		335129-SM						
Secondary products.....		335129-S	06/85	175.075	175.045	175.075	175.075	177.304
Household appliance mfg.....	3352		12/84	143.855	145.303	146.240	146.669	150.760
Small electrical appliance mfg.....	33521		12/03	114.085	114.275	118.122	118.922	118.981
Small electrical appliance mfg.....	335210		12/11	103.677	103.849	107.342	108.071	108.124
Primary products.....		335210-P	12/11	103.966	104.139	107.363	108.227	108.227
Parts and attachments for small electric household appliances, including fan parts.....		335210-5	12/82	181.007	181.007	181.007	181.007	181.007
Household vacuum cleaners and other floor care machines (including parts and attachments).....		335210-6	12/82	106.491	106.491	112.298	112.919	112.919
Other small electric household appliances, including fans.....		335210-7	05/21	102.772	103.036	105.342	106.382	106.382
Secondary products and miscellaneous receipts.....		335210-SM						
Secondary products.....		335210-S	12/82	181.616	182.703	183.856	187.457	192.913
Major household appliance mfg.....	33522		12/03	146.834	148.563	148.703	149.020	154.034
Major household appliance mfg.....	335220		05/16	119.877	121.288	121.403	121.656	125.752
Primary products.....		335220-P	05/16	119.933	121.335	121.452	121.643	125.763
Household cooking appliances.....		335220-1	06/81	140.863	146.411	146.262	146.423	150.429
Electric household ranges, ovens (including microwave), surface cooking units, and equipment.....		335220-11	06/81	118.971	127.247	126.620	123.707	129.308
Gas household ranges, ovens, surface cooking units, and equipment (incl. parts and accessories).....		335220-13	06/81	146.146	145.574	146.750	148.121	152.845
Other household ranges and cooking equipment, including outdoor equipment.....		335220-15	06/81	197.060	197.793	197.626	212.628	204.431
Household refrigerators and home freezers.....		335220-2	12/81	113.599	114.041	113.855	114.081	117.283
Household refrigerators, including combination refrigerator-freezers.....		335220-21	12/81	105.314	105.879	105.736	105.883	108.920
Other major household appliances.....		335220-8	12/82	289.447	288.878	290.195	291.128	307.456
Household water heaters, electric, for permanent installation.....		335220-81	12/82	536.188	536.188	536.188	536.188	578.963
Household water heaters, excluding electric.....		335220-83	12/82	543.695	543.695	543.695	543.695	578.391
Secondary products and miscellaneous receipts.....		335220-SM						
Miscellaneous receipts.....		335220-M	05/16	114.880	116.891	116.891	119.404	122.721
Electrical equipment mfg.....	3353		12/03	160.948	164.889	166.750	169.783	172.250
Electrical equipment mfg.....	33531		12/03	160.948	164.889	166.750	169.783	172.250
Electric power and specialty transformer mfg.....	335311		06/81	304.955	315.880	324.406	340.584	349.778
Primary products.....		335311-P	06/81	303.549	312.973	322.474	340.316	349.283
Power and distribution transformers, except parts.....		335311-1	12/99	236.979	244.291	250.183	264.340	278.448
Secondary products and miscellaneous receipts.....		335311-SM						
Motor and generator mfg.....	335312		06/83	223.912	229.507	234.511	240.678	241.436

See footnotes at end of table.

Table 11. Producer price indexes for net output of selected industries and their products, not seasonally adjusted — Continued
 [December 2021]

Title ¹	Industry code	Product code	Index base	Unadjusted index ²				
				Aug. 2021	Sept. 2021 ^P	Oct. 2021 ^P	Nov. 2021 ^P	Dec. 2021 ^P
Motor and generator mfg - Continued								
Primary products.....		335312-P	06/83	222.047	228.058	233.936	241.011	241.844
Parts, supplies for motors, generators, generator sets, and other rotating equipment.....		335312-C	12/87	211.920	219.755	219.755	228.666	228.666
Other motors and generators n.e.c.....		335312-F	06/06	127.993	128.492	133.618	132.332	132.332
Fractional horsepower motors (rated at less than 746 watts) (except hermetics) ..		335312-1	06/83	191.006	196.248	204.013	213.074	216.700
Integral horsepower motors & generators other than for land transport equipment (exc hermetics).....		335312-3	06/83	300.563	319.309	320.533	347.145	347.501
Secondary products and miscellaneous receipts.....		335312-SM						
Miscellaneous receipts.....		335312-M	12/86	203.783	203.783	204.121	204.125	204.125
Secondary products.....		335312-S	06/83	235.830	240.815	235.858	235.858	235.858
Switchgear and switchboard apparatus mfg.....	335313		06/85	233.567	239.981	240.409	241.382	243.763
Primary products.....		335313-P	06/85	235.829	243.246	243.744	244.874	247.646
Switchgear, excluding ducts and relays.....		335313-A	06/85	250.192	260.222	261.324	263.875	269.171
Low voltage panelboards and distribution boards, 1000 volts or less.....		335313-3	06/85	203.615	205.138	205.293	205.334	205.334
Secondary products and miscellaneous receipts.....		335313-SM						
Relay and industrial control mfg.....	335314		06/85	224.450	227.365	227.390	228.278	233.900
Primary products.....		335314-P	06/85	235.536	239.220	239.251	239.379	246.459
Specific-purpose industrial controls.....		335314-C	01/19	103.637	105.936	105.987	106.203	109.585
General-purpose industrial controls.....		335314-F	01/19	104.570	106.376	106.376	106.376	110.367
Relays for electronic circuitry, industrial control overload and switchgear type.....		335314-1	06/90	204.439	204.439	204.439	204.439	-
Parts for industrial controls and motor-control accessories.....		335314-7	06/90	225.162	226.673	226.673	226.673	229.309
Secondary products and miscellaneous receipts.....		335314-SM						
Miscellaneous receipts.....		335314-M	06/85	260.823	260.823	260.823	262.927	262.927
Other electrical equipment & component mfg.....	3359		12/03	189.665	192.389	197.149	198.846	199.813
Battery mfg.....	33591		12/03	170.679	172.305	174.786	176.901	177.781
Storage battery mfg.....	335911		12/84	232.835	234.080	239.664	241.483	243.667
Primary products.....		335911-P	12/84	234.479	235.795	241.702	243.647	245.896
Storage batteries, lead acid type, BCI dimensional size group 8D or smaller.....		335911-1	12/84	222.328	223.603	231.948	232.136	232.136
Storage batteries, lead acid type, larger than BCI dimensional size group 8D.....		335911-4	12/84	288.469	289.367	289.367	289.367	302.380
Storage batteries (excluding lead acid).....		335911-8	12/09	130.525	131.964	131.964	142.023	142.023
Secondary products and miscellaneous receipts.....		335911-SM						
Secondary products.....		335911-S	12/84	233.743	233.743	233.743	237.947	242.239
Primary battery mfg.....	335912		12/80	214.341	217.817	217.691	221.918	221.573
Primary products.....		335912-P	12/80	219.417	222.975	222.846	227.174	226.820
Primary batteries.....		335912-0	06/03	131.103	133.229	133.151	135.737	135.526
Communication & energy wire & cable mfg.....	33592		12/03	231.042	233.241	244.796	246.999	245.544
Fiber optic cable mfg.....	335921		12/03	76.638	80.642	80.682	80.934	81.193
Primary products.....		335921-P	12/03	76.075	80.335	80.335	80.603	80.879
Fiber optic cable, made from purchased fiber optic strand.....		335921-0	12/03	76.075	80.335	80.335	80.603	80.879
Secondary products and miscellaneous receipts.....		335921-SM						
Other communication and energy wire mfg.....	335929		12/03	272.574	273.821	289.019	291.815	289.793
Primary products.....		335929-P	12/03	287.721	289.186	305.970	309.135	306.845
Electronic wire and cable, made of nonferrous metals (purchased wire).....		335929-A	12/82	307.948	308.301	310.282	319.487	321.176
Other insulated wire & cable, incl control & signal, made of nonferrous metals (purchased wire).....		335929-F	12/11	132.189	132.448	132.698	132.005	132.444
Power wire and cable, made from nonferrous metals (purchased wire).....		335929-1	12/82	358.039	363.400	411.338	421.861	417.787
Secondary products and miscellaneous receipts.....		335929-SM						
Wiring device mfg.....	33593		12/03	197.346	201.345	204.562	207.510	211.650
Current-carrying wiring device mfg.....	335931		12/81	220.424	222.296	223.519	224.903	227.353
Primary products.....		335931-P	12/81	211.512	213.160	213.889	215.005	217.843
Current-carrying wiring devices n.e.c.....		335931-A	06/06	115.614	117.380	118.811	120.103	125.166
Current-carrying switches for electrical circuitry (including vehicular switches).....		335931-1	12/99	163.405	164.104	163.438	163.494	163.551
Current-carrying wire connectors for electrical circuitry.....		335931-9	12/81	213.744	214.783	215.728	216.979	216.964
Secondary products and miscellaneous receipts.....		335931-SM						
Secondary products.....		335931-S	12/81	276.018	280.682	283.484	284.366	284.550
Noncurrent-carrying wiring device mfg.....	335932		12/81	471.415	485.645	497.601	508.082	521.893
Primary products.....		335932-P	12/81	479.115	495.511	509.789	522.146	537.063
Noncurrent-carrying electrical conduit and conduit fittings, incl. plastic conduit & fittings.....		335932-4	12/81	620.063	642.428	673.396	705.351	725.530
Other noncurrent-carrying wiring devices and supplies (boxes, covers, bar hangers, etc.).....		335932-6	12/81	436.229	436.848	446.030	448.169	448.323
Secondary products and miscellaneous receipts.....		335932-SM						
All other electrical equipment & component mfg.....	33599		12/03	143.805	146.327	148.298	148.258	148.545
Carbon and graphite product mfg.....	335991		06/85	181.424	181.932	181.968	182.993	183.031

See footnotes at end of table.

Table 11. Producer price indexes for net output of selected industries and their products, not seasonally adjusted — Continued
 [December 2021]

Title ¹	Industry code	Product code	Index base	Unadjusted index ²				
				Aug. 2021	Sept. 2021 ^P	Oct. 2021 ^P	Nov. 2021 ^P	Dec. 2021 ^P
Carbon and graphite product mfg - Continued								
Primary products.....		335991-P	06/85	190.247	190.816	190.834	191.990	192.018
Carbon and graphite products, including electrodes for electric arc furnaces.....		335991-0	06/85	190.247	190.816	190.834	191.990	192.018
Secondary products and miscellaneous receipts.....		335991-SM						
Miscellaneous receipts.....		335991-M	10/88	139.276	139.276	139.276	139.276	139.276
Miscellaneous electrical equipment mfg.....	335999		12/03	139.069	142.117	144.576	144.293	144.643
Primary products.....		335999-P	12/03	136.949	139.268	141.967	141.657	142.041
Rectifying apparatus.....		335999-3	12/85	181.468	181.468	182.216	182.216	182.216
All miscellaneous electrical equipment except rectifying apparatus.....		335999-4	06/08	122.057	124.642	127.523	127.178	127.606
Secondary products and miscellaneous receipts.....		335999-SM						
Secondary products.....		335999-S	12/03	141.950	151.478	151.478	151.478	151.478
Transportation equipment manufacturing.....	336		12/03	129.295	129.467	130.282	130.727	131.226
Motor vehicle manufacturing.....	3361		12/03	117.482	117.447	118.372	118.599	118.963
Automobile and light truck manufacturing.....	33611		12/03	114.942	114.904	115.891	116.053	116.455
Automobile, light truck and utility vehicle mfg.....	336110		06/82	158.190	158.137	159.496	159.719	160.274
Primary products.....		336110-P	06/82	156.509	156.454	157.737	157.967	158.383
Passenger cars and chassis.....		336110-1	06/82	137.981	137.601	138.901	139.345	139.345
Trucks, truck tractors, & bus chassis 14,000 lb or less, incl. minivans & suvs.....		336110-2	06/82	181.121	181.404	182.712	182.726	183.590
Secondary products and miscellaneous receipts.....		336110-SM						
Heavy duty truck manufacturing.....	33612		12/03	153.786	153.786	154.142	155.065	155.065
Heavy duty truck mfg.....	336120		12/03	153.835	153.835	154.192	155.115	155.115
Primary products.....		336120-P	12/03	155.478	155.478	155.852	156.762	156.762
Trucks, truck tractors, and bus chassis (chassis of own manufacture) 14,001 to 33,000 lbs.....		336120-1	12/03	159.879	159.879	160.845	163.195	163.195
Buses, including military and firefighting vehicles (chassis of own manufacture).....		336120-3	12/03	151.344	151.344	151.344	151.344	151.344
Secondary products and miscellaneous receipts.....		336120-SM						
Motor vehicle body and trailer manufacturing.....	3362		12/03	166.050	168.305	173.900	176.420	179.794
Motor vehicle body and trailer manufacturing.....	33621		12/03	166.344	168.602	174.208	176.732	180.112
Motor vehicle body mfg.....	336211		12/82	279.191	280.593	283.344	283.415	284.233
Primary products.....		336211-P	12/82	275.178	276.712	279.632	279.701	280.593
Van bodies, separate cab, for sale separately.....		336211-42	09/15	143.497	—	—	—	—
Other truck and vehicle bodies, sold separately.....		336211-5	12/08	129.591	130.747	132.008	132.010	132.250
Dump truck bodies, for sale separately.....		336211-5A	12/08	164.829	173.952	174.040	174.040	174.040
All other truck and vehicle bodies, sold separately.....		336211-5B	12/08	125.874	125.874	126.385	126.385	126.385
Service truck bodies, for sale separately.....		336211-5C	09/15	111.681	—	—	—	—
Buses and firefighting vehicles, complete, produced on purchased chassis.....		336211-7	12/08	126.644	126.644	126.644	126.644	126.644
Other trucks and vehicles, complete, produced on purchased chassis.....		336211-9	12/08	128.513	129.606	131.541	131.641	132.699
Other trucks and vehicles, complete, produced on purchased chassis, except upfitting trucks.....		336211-91	09/15	112.930	114.145	116.294	116.404	117.579
Upfitting trucks, complete, produced on purchased chassis.....		336211-99	09/15	125.600	125.600	125.600	125.600	125.600
Secondary products and miscellaneous receipts.....		336211-SM						
Secondary products.....		336211-S	12/82	249.345	249.418	252.459	252.501	252.679
Truck trailer mfg.....	336212		12/79	283.747	286.249	305.822	311.035	323.785
Primary products.....		336212-P	12/79	281.724	284.002	304.124	309.140	322.214
Truck trailers and chassis, axle rating 10,000 lbs or more.....		336212-1	12/79	274.559	275.041	296.566	299.906	308.977
Truck trailers and chassis, axle rating less than 10,000 lbs.....		336212-3	11/84	327.205	345.036	351.670	371.035	418.302
Secondary products and miscellaneous receipts.....		336212-SM						
Secondary products.....		336212-S1	05/21	—	—	—	—	114.208
Motor home mfg.....	336213		06/84	206.383	207.508	207.776	207.776	211.529
Primary products.....		336213-P	06/84	203.587	204.447	204.723	204.723	208.027
Motor homes built on purchased chassis.....		336213-0	06/06	121.372	121.884	122.049	122.049	124.019
Secondary products and miscellaneous receipts.....		336213-SM1						
Travel trailer and camper mfg.....	336214		12/03	175.388	180.106	186.114	191.279	194.298
Primary products.....		336214-P	12/03	177.307	181.641	187.502	192.348	195.156
Travel trailers.....		336214-1	06/84	232.544	240.499	249.811	258.171	259.954
Conventional travel trailers.....		336214-19	12/11	139.567	143.886	148.706	154.460	154.580
Automobile and light truck trailers.....		336214-3	12/92	227.070	231.017	236.586	241.765	252.939
Camping trailers, campers, pick-up covers, and parts.....		336214-5	06/84	310.278	310.593	316.943	318.373	319.145
Other parts and components, excluding appliances and furnishings.....		336214-53	06/84	308.779	308.779	313.034	313.034	313.034
Truck campers, caps, box covers, and fold-down camping trailers.....		336214-56	06/14	132.414	132.770	136.943	138.561	139.435
Secondary products and miscellaneous receipts.....		336214-SM						
Secondary products.....		336214-S	06/84	210.025	215.662	217.639	219.270	221.271
Motor vehicle parts manufacturing.....	3363		12/03	118.986	119.042	119.566	120.404	120.650
Motor vehicle gasoline engine and parts mfg.....	33631		12/03	122.013	122.180	122.421	122.801	123.039

See footnotes at end of table.

Table 11. Producer price indexes for net output of selected industries and their products, not seasonally adjusted — Continued
 [December 2021]

Title ¹	Industry code	Product code	Index base	Unadjusted index ²				
				Aug. 2021	Sept. 2021 ^P	Oct. 2021 ^P	Nov. 2021 ^P	Dec. 2021 ^P
Motor vehicle gasoline engine and engine parts mfg.	336310		12/03	122.481	122.648	122.891	123.272	123.511
Primary products.		336310-P	12/03	123.169	123.337	123.605	123.962	124.102
Gasoline engines and engine parts (excluding carburetors).		336310-2	12/03	122.957	123.132	123.364	123.746	123.793
Carburetors, pistons, piston rings, and valves.		336310-3	12/82	178.833	178.956	179.919	180.037	181.733
Secondary products and miscellaneous receipts.		336310-SM						
Miscellaneous receipts.		336310-M1	09/18	104.785	104.785	104.849	104.849	106.640
Secondary products.		336310-S	12/11	108.798	109.010	109.099	109.763	110.090
Motor vehicle electric equipment.	33632		12/03	110.693	110.996	111.242	114.919	115.511
Motor vehicle electrical and electronic equipment mfg.	336320		12/03	110.270	110.572	110.817	114.481	115.071
Primary products.		336320-P	12/03	104.463	104.650	104.932	108.752	109.355
Vehicular lighting equipment.		336320-1	12/83	128.612	128.411	129.317	129.186	129.500
Other motor vehicle electrical and electronic equipment.		336320-2	12/03	103.553	103.819	103.995	108.672	109.349
Ignition harness and cable sets.		336320-21	12/82	131.055	133.673	133.673	—	—
Battery charging alternators, generators, and regulators.		336320-23	12/82	134.648	135.266	135.362	136.076	136.477
Parts for engine electrical and electronic equipment.		336320-2A	12/82	164.167	164.777	166.596	166.596	166.596
All other miscellaneous non-engine electrical and electronic equipment.		336320-2D	12/03	104.379	103.891	103.973	114.311	115.581
All other miscellaneous complete engine electrical equipment, including spark plugs.		336320-2U	12/82	115.920	115.215	116.013	115.874	116.526
Secondary products and miscellaneous receipts.		336320-SM						
Miscellaneous receipts.		336320-M	12/03	137.815	138.480	138.745	138.774	138.734
Secondary products.		336320-S	12/03	115.155	116.730	116.711	117.351	117.693
Motor vehicle steering and suspension parts.	33633		12/03	108.741	108.743	111.023	111.063	111.067
Motor vehicle steering and suspension components (except spring) manufacturing.	336330		12/03	108.535	108.538	110.814	110.853	110.857
Primary products.		336330-P	12/03	106.130	106.130	108.540	108.569	108.568
Motor vehicle steering and suspension components (excluding spring), new and rebuilt.		336330-0	12/99	105.936	105.936	108.342	108.371	108.370
Secondary and miscellaneous receipts.		336330-SM						
Motor vehicle brake system manufacturing.	33634		12/03	123.224	123.177	123.102	123.479	123.470
Motor vehicle brake system mfg.	336340		12/03	123.205	123.158	123.084	123.460	123.451
Primary products.		336340-P	12/03	123.098	123.047	122.965	123.379	123.369
Motor vehicle brake parts and assemblies, new.		336340-1	12/88	130.234	130.175	130.081	130.557	130.546
Motor vehicle drum brake assemblies and parts, new.		336340-1E	12/05	127.195	126.777	125.774	125.774	125.774
Motor vehicle disc brake assemblies and parts, new.		336340-1F	12/11	129.100	129.100	127.202	127.202	127.202
Other motor vehicle brake parts and assemblies, new.		336340-1G	12/99	101.826	101.873	103.578	104.504	104.481
Secondary products and miscellaneous receipts.		336340-SM						
Motor vehicle power train components mfg.	33635		12/03	125.923	126.124	126.334	126.614	126.479
Motor vehicle transmission and power train parts manufacturing.	336350		12/03	124.428	124.627	124.835	125.111	124.978
Primary products.		336350-P	12/03	119.326	119.530	119.737	120.013	119.882
Motor vehicle drive train components, excluding wheels and brakes, new.		336350-2	12/88	122.513	122.724	122.938	123.223	123.073
Motor vehicle transmissions (except auxiliary and parts), new.		336350-20	06/12	107.489	107.489	107.489	107.877	107.877
Parts for manual and automatic transmissions, new.		336350-23	12/88	108.921	109.896	110.482	110.990	111.087
Other motor vehicle drive train components, except wheels and brakes, new.		336350-25	12/99	97.073	97.481	98.206	98.205	97.503
Motor vehicle drive train components, rebuilt.		336350-3	12/03	127.166	127.166	127.166	127.166	129.545
Secondary products and miscellaneous receipts.		336350-SM						
Secondary products.		336350-S	12/03	135.000	134.969	135.145	135.259	135.098
Motor vehicle seating and interior trim mfg.	33636		12/03	108.245	108.379	109.748	110.226	109.912
Motor vehicle seating and interior trim mfg.	336360		12/03	108.204	108.338	109.707	110.185	109.870
Primary products.		336360-P	12/03	107.719	107.913	109.093	109.516	109.240
Automobile trimmings.		336360-1	12/03	90.891	91.290	91.451	91.540	90.448
Seats for public conveyance and aircraft.		336360-3	12/01	111.145	111.135	113.182	113.882	113.890
Metal motor vehicle seat frames.		336360-7	06/09	106.186	106.681	106.681	106.737	107.230
Secondary products and miscellaneous receipts.		336360-SM						
Secondary products.		336360-S	12/03	123.598	123.312	124.042	124.677	127.195
Motor vehicle metal stamping.	33637		12/03	118.112	117.264	118.213	119.473	120.396
Motor vehicle metal stamping.	336370		12/82	129.360	128.432	129.472	130.851	131.863
Primary products.		336370-P	12/82	118.053	117.777	119.133	120.545	121.959
Automotive job stampings (truck, bus, and passenger car).		336370-0	12/82	118.053	117.777	119.133	120.545	121.959
Secondary products and miscellaneous receipts.		336370-SM						
Secondary products.		336370-S	12/82	130.426	131.943	132.439	132.439	132.794
Other motor vehicle parts manufacturing.	33639		12/03	119.406	119.658	119.870	120.532	121.020
Other motor vehicle parts mfg.	336390		12/03	121.778	122.035	122.253	122.928	123.426
Primary products.		336390-P	12/03	119.654	119.933	119.941	120.513	121.035
Filters, new, internal combustion engines and motor vehicles.		336390-A	12/82	158.520	161.829	161.829	161.829	161.829
Motor vehicle air-conditioning systems and compressors.		336390-B	12/03	102.418	102.531	102.871	102.895	103.669

See footnotes at end of table.

Table 11. Producer price indexes for net output of selected industries and their products, not seasonally adjusted — Continued
 [December 2021]

Title ¹	Industry code	Product code	Index base	Unadjusted index ²				
				Aug. 2021	Sept. 2021 ^P	Oct. 2021 ^P	Nov. 2021 ^P	Dec. 2021 ^P
Other motor vehicle parts mfg - Continued								
Exhaust system parts, new.....		336390-4	12/88	155.174	—	—	—	—
All other motor vehicle parts and accessories, including trailer hitches.....		336390-8	12/03	109.051	109.185	109.096	110.107	110.042
Secondary products and miscellaneous receipts.....		336390-SM						
Miscellaneous receipts.....		336390-M	12/11	116.131	116.319	118.489	118.489	118.489
Secondary products.....		336390-S	12/11	117.941	117.894	118.627	121.317	121.906
Aerospace product and parts manufacturing.....	3364		06/85	246.652	246.854	247.181	247.420	248.080
Aerospace product and parts manufacturing.....	33641		06/85	246.652	246.854	247.181	247.420	248.080
Aircraft mfg.....	336411		12/85	256.679	256.932	257.190	257.482	258.062
Primary products.....		336411-P	12/85	245.142	245.406	245.675	245.980	246.585
Civilian aircraft.....		336411-3	12/85	298.228	298.752	299.287	299.891	301.093
Military aircraft.....		336411-4	06/13	101.746	101.746	101.746	101.746	101.746
Modification, conversion, and overhaul of previously accepted aircraft.....		336411-5	12/85	144.815	144.815	144.815	144.815	144.815
Secondary products and miscellaneous receipts.....		336411-SM						
Aircraft engine and engine parts mfg.....	336412		12/85	237.739	237.640	237.900	237.911	239.756
Primary products.....		336412-P	12/85	240.224	240.129	240.127	240.148	241.650
Aeronautical services on aircraft engines.....		336412-5	12/85	222.824	222.824	222.824	222.824	227.508
Aircraft engine parts and accessories.....		336412-7	12/85	255.178	254.990	254.987	255.028	255.028
Parts and accessories for military aircraft engines.....		336412-75	12/11	121.842	121.842	121.842	121.945	121.945
Parts and accessories for civilian aircraft engines.....		336412-77	12/11	112.140	112.039	112.037	112.037	112.037
Secondary products and miscellaneous receipts.....		336412-SM						
Secondary products.....		336412-S	12/85	219.616	218.997	222.309	222.309	222.309
Other aircraft parts and equipment mfg.....	336413		06/85	192.221	192.458	193.060	193.185	193.204
Primary products.....		336413-P	06/85	188.243	188.500	189.152	189.152	189.152
Aircraft propellers and helicopter rotors.....		336413-1	12/91	208.771	208.771	208.771	208.771	208.771
Aircraft parts and auxiliary equipment.....		336413-7	06/85	181.090	181.377	181.377	181.377	181.377
Aircraft landing gear for civilian and military aircraft.....		336413-72	06/08	156.847	156.847	156.847	156.847	156.847
Other aircraft subassemblies and parts for military aircraft.....		336413-73	06/08	123.421	123.869	123.869	123.869	123.869
Other aircraft subassemblies and parts for civilian aircraft.....		336413-74	06/08	104.889	105.106	105.106	105.106	105.106
Secondary products and miscellaneous receipts.....		336413-SM						
Secondary products.....		336413-S	06/85	223.222	223.222	223.222	225.464	225.794
Railroad rolling stock manufacturing.....	3365		06/84	190.710	191.037	191.342	192.173	192.514
Railroad rolling stock manufacturing.....	33651		06/84	190.776	191.102	191.408	192.239	192.580
Railroad rolling stock mfg.....	336510		06/84	190.594	190.918	191.223	192.055	192.394
Primary products.....		336510-P	06/84	195.094	195.195	195.587	196.570	196.739
Street, subway, trolley, and rapid transit cars, and railway maintenance equipment and parts.....		336510-5	06/84	171.980	172.317	173.634	176.928	177.080
Railway maintenance of way equipment & parts, parts for all railcars, & other railway vehicles.....		336510-54	06/84	172.391	172.772	174.259	176.884	177.055
Air brake and other brake equipment.....		336510-541	06/84	120.085	120.085	120.120	120.120	—
Railway maintenance of way & all other railroad and streetcar equipment, parts and accessories.....		336510-542	06/84	178.851	179.298	181.037	184.116	184.317
Secondary products and miscellaneous receipts.....		336510-SM						
Miscellaneous receipts.....		336510-M	06/84	148.488	149.009	149.009	149.009	150.287
Secondary products.....		336510-S1	12/11	102.265	106.860	106.860	107.136	108.340
Ship and boat building.....	3366		12/84	246.522	248.731	249.679	250.044	252.057
Ship and boat building.....	33661		12/84	246.532	248.741	249.689	250.054	252.067
Ship building and repairing.....	336611		12/85	219.058	221.468	221.942	222.077	224.464
Primary products.....		336611-P	12/85	212.102	214.524	215.010	215.149	217.601
Ship repair, nonmilitary.....		336611-A	12/85	222.056	228.708	228.708	228.708	234.898
Military self-propelled ships, new construction.....		336611-5	12/85	189.263	189.302	189.302	189.537	190.144
Ship repair, military.....		336611-8	12/85	196.483	197.667	197.667	197.667	198.532
Nonmilitary self-propelled ships, new construction.....		336611-9	12/85	365.609	369.006	379.164	379.164	380.498
Secondary products and miscellaneous receipts.....		336611-SM2						
Boat building.....	336612		12/81	325.831	326.809	329.679	330.995	330.999
Primary products.....		336612-P	12/81	326.418	327.278	329.788	331.224	331.224
Outboard motorboats, including commercial and military (except sailboats and lifeboats).....		336612-1	12/81	384.721	386.354	388.347	391.610	391.610
Outboard motorboats, wood or metal, incl. comm. and military (exc. sailboats and lifeboats).....		336612-11	06/11	146.940	148.288	149.610	150.312	150.312
Outboard motorboats, plastics/fiberglass, incl. comm. and mil. (exc. sailboats and lifeboats).....		336612-14	06/11	146.502	146.502	146.779	148.489	148.489
Inboard motorboats, including commercial and military (except sailboats and lifeboats).....		336612-3	12/81	315.194	315.364	321.874	321.874	321.874
Inboard cabin cruisers, including commercial and military (except sailboats and lifeboats).....		336612-31	06/11	129.466	129.616	132.191	132.191	132.191

See footnotes at end of table.

Table 11. Producer price indexes for net output of selected industries and their products, not seasonally adjusted — Continued
 [December 2021]

Title ¹	Industry code	Product code	Index base	Unadjusted index ²				
				Aug. 2021	Sept. 2021 ^P	Oct. 2021 ^P	Nov. 2021 ^P	Dec. 2021 ^P
Boat building - Continued								
Other inboard motorboats, including commercial and military (except sailboats and lifeboats).....		336612-32	06/11	134.201	134.201	137.062	137.062	137.062
Inboard-outdrive boats, including commercial and military (except sailboats and lifeboats).....		336612-5	12/81	267.896	267.896	267.896	267.896	267.896
All other inboard-outdrive boats, incl. comm. and military (except sailboats and lifeboats).....		336612-52	06/11	130.484	130.484	130.484	130.484	130.484
All other boats (excluding military and commercial).....		336612-8	12/81	262.657	263.768	265.532	265.532	265.532
Secondary products and miscellaneous receipts.....		336612-SM						
Miscellaneous receipts.....		336612-M	12/88	272.416	274.328	280.058	280.091	280.091
Other transportation equipment manufacturing.....	3369		12/03	118.968	118.974	119.953	120.320	120.366
Other transportation equipment manufacturing.....	33699		12/03	118.968	118.974	119.953	120.320	120.366
Motorcycle, bicycle, and parts mfg.....	336991		12/84	153.717	153.717	153.717	153.954	153.954
Primary products.....		336991-P	12/84	158.859	158.859	158.859	159.089	159.089
Motorcycles, including three-wheel motorbikes, motorscooters, mopeds, and parts.....		336991-3	12/84	179.208	179.208	179.208	179.208	179.208
Bicycles, including parts (excluding children's 2-wheel sidewalk cycles).....		336991-4	12/84	160.154	160.154	160.154	161.847	161.847
Cycles, all types, tubular construction.....		336991-42	12/98	135.976	135.976	135.976	138.966	138.966
Parts for bicycles, unicycles, and adult tricycles.....		336991-45	12/84	164.041	164.041	—	—	—
Secondary products and miscellaneous receipts.....		336991-SM						
Secondary products.....		336991-S	12/84	149.908	149.908	149.908	—	—
All other transportation equipment mfg.....	336999		12/03	118.868	118.879	120.623	121.142	121.223
Primary products.....		336999-P	12/03	116.876	116.888	118.697	119.097	119.183
All-terrain vehicles and parts.....		336999-4	06/08	102.374	102.374	104.849	104.968	104.961
All other miscellaneous transportation equipment.....		336999-6	06/08	108.785	108.785	109.172	110.357	110.702
Secondary products and miscellaneous receipts.....		336999-SM						
Miscellaneous receipts.....		336999-M	12/03	133.199	133.199	133.199	133.477	—
Secondary products.....		336999-S	12/03	148.907	148.907	151.184	158.681	158.681
Furniture & related product mfg.....	337		12/84	232.667	235.960	236.857	238.523	240.407
HH & institutional furniture & kitchen cabinet mfg.....	3371		12/84	221.666	224.241	225.185	228.216	230.898
Wood kitchen cabinet & countertop mfg.....	33711		12/03	140.204	140.927	141.563	141.841	142.871
Wood kitchen cabinet and countertop mfg.....	337110		06/84	236.720	237.939	239.013	239.483	241.223
Primary products.....		337110-P	12/03	140.447	141.450	142.125	142.125	143.199
Custom wood kitchen cabinets, bathroom vanities, and related cabinet sold directly to customers.....		337110-H	03/04	125.625	127.399	127.399	127.399	127.399
Stock wood kitchen cabinets and related cabinetwork for permanent installation. ...		337110-1	06/84	233.037	234.283	234.283	234.283	239.100
Secondary products and miscellaneous receipts.....		337110-SM						
Household & institutional furniture mfg.....	33712		12/03	155.438	157.692	158.334	161.275	163.486
Upholstered household furniture mfg.....	337121		06/82	232.328	233.714	235.132	243.924	244.268
Primary products.....		337121-P	06/82	220.579	221.826	223.358	234.619	234.680
Upholstered household furniture, excl. dual-purpose sleep furniture.....		337121-1	06/82	217.276	218.447	219.959	231.658	231.723
Upholstered household sofas, davenports, settees, and loveseats, except custom.....		337121-11	06/82	217.587	218.827	220.459	233.248	233.272
Upholstered household sectional sofa pieces, except custom.....		337121-12	12/87	182.110	182.326	183.325	192.587	192.597
Upholstered household rocking chairs, including swivel rockers, except custom.....		337121-13	06/82	192.813	195.744	199.072	203.791	203.800
Other upholstered household furniture, including custom sold at retail.....		337121-15	06/05	160.057	161.647	163.128	179.699	180.124
Dual-purpose sleep furniture incl. futon, conv. sofa, jackknife & chair beds, except custom.....		337121-4	06/89	243.071	245.430	247.066	248.961	248.961
Secondary products and miscellaneous receipts.....		337121-SM						
Miscellaneous receipts.....		337121-M	06/05	218.918	218.918	218.918	218.918	218.918
Nonupholstered wood household furniture mfg.....	337122		12/79	311.568	314.118	313.614	314.728	318.034
Primary products.....		337122-P	12/79	325.726	328.954	330.600	330.600	334.742
Infants' and children's wood furniture, except custom.....		337122-A	12/04	161.489	162.522	162.926	162.926	169.338
Custom nonupholstered wood household furniture sold direct, excl. kitchen cabinets and vanities.....		337122-J	06/12	107.724	107.724	107.724	107.724	107.724
Wood household den, family room, library, and living room furniture, except custom.....		337122-1	12/79	322.346	326.151	326.807	326.807	333.450
Wood dining room and kitchen furniture, excl. cabinets, except custom.....		337122-4	12/79	362.597	365.155	366.232	366.232	366.543
Wood bedroom furniture, except custom.....		337122-8	12/79	326.617	330.368	333.977	333.977	336.889
Secondary products and miscellaneous receipts.....		337122-SM						
Secondary products.....		337122-S	12/79	242.635	242.635	—	239.541	239.689
Metal household furniture mfg.....	337124		06/84	216.605	231.860	232.036	224.905	239.624
Primary products.....		337124-P	06/84	218.380	235.674	235.745	226.090	242.831
Metal dining room, and kitchen furniture, incl. padded and plain chairs and stools.....		337124-1	06/84	187.071	231.778	209.023	181.357	197.776
Metal outdoor and casual furniture, incl. beach, lawn, garden and porch.....		337124-6	06/84	308.347	311.769	312.096	312.096	313.029

See footnotes at end of table.

Table 11. Producer price indexes for net output of selected industries and their products, not seasonally adjusted — Continued
 [December 2021]

Title ¹	Industry code	Product code	Index base	Unadjusted index ²				
				Aug. 2021	Sept. 2021 ^P	Oct. 2021 ^P	Nov. 2021 ^P	Dec. 2021 ^P
Metal household furniture mfg - Continued								
Other nonupholstered metal household furniture.....		337124-8	06/84	162.243	162.243	179.112	180.273	201.242
Secondary products and miscellaneous receipts.....		337124-SM						
Secondary products.....		337124-S	06/84	250.649	247.350	249.284	266.110	270.732
Household furniture, except wood or metal, mfg.....	337125		12/85	137.552	137.552	137.964	138.185	139.025
Primary products.....		337125-P	12/85	138.846	138.846	138.846	138.846	139.498
Nonupholstered household furniture (except wood and metal).....		337125-0	12/85	138.846	138.846	138.846	138.846	139.498
Institutional furniture mfg.....	337127		12/03	167.583	170.326	171.341	173.673	177.632
Primary products.....		337127-P	12/03	168.072	170.889	171.914	174.602	178.326
Other institutional furniture.....		337127-B	12/11	128.070	130.257	131.687	133.633	135.355
School furniture (except stone and concrete), excl. library furniture.....		337127-1	12/84	279.812	283.291	285.523	286.894	292.860
Public building and related furniture, excl. bar, bowling, cafeteria, restaurant and school.....		337127-5	12/84	253.604	257.947	258.054	266.161	269.549
Public furniture (bar, bowling center, cafeteria, and restaurant).....		337127-8	12/03	158.074	161.280	162.088	162.088	170.893
Secondary products and miscellaneous receipts.....		337127-SM						
Miscellaneous receipts.....		337127-M	12/03	165.330	169.690	169.690	169.690	177.357
Secondary products.....		337127-S	12/03	159.762	160.024	161.799	161.544	165.137
Office furniture (including fixtures) mfg.....	3372		12/03	168.977	171.921	172.699	173.319	174.323
Office furniture (including fixtures) mfg.....	33721		12/03	168.977	171.922	172.700	173.319	174.323
Wood office furniture mfg.....	337211		06/85	229.398	231.336	234.282	234.212	235.917
Primary products.....		337211-P	06/85	231.473	232.281	235.262	234.652	236.693
Wood office furniture panel systems, desking systems, and other wood office furniture.....		337211-A	06/98	145.885	146.148	146.400	146.400	147.534
Wood office seating, including upholstered.....		337211-1	06/98	171.557	172.417	173.794	173.794	174.568
Wood office desks and desk extensions.....		337211-4	06/85	252.621	253.435	260.135	257.509	261.031
Wood office files, storage units, and tables.....		337211-7	06/98	163.454	163.945	166.206	166.206	167.863
Secondary products and miscellaneous receipts.....		337211-SM						
Secondary products.....		337211-S	06/85	199.571	208.443	210.959	214.274	213.751
Custom architectural woodwork and millwork.....	337212		12/03	149.607	152.823	154.837	155.234	155.234
Primary products.....		337212-P	12/03	146.491	149.218	150.376	150.819	150.819
Custom architectural woodwork, millwork, and fixtures.....		337212-0	12/03	146.491	149.218	150.376	150.819	150.819
Secondary products and miscellaneous receipts.....		337212-SM						
Office furniture, except wood, mfg.....	337214		12/79	340.694	341.419	336.946	341.796	341.768
Primary products.....		337214-P	12/79	341.438	342.277	337.029	342.635	340.145
Office seating, including upholstered, except wood.....		337214-1	12/79	262.839	267.507	251.543	267.224	263.790
Office files, storage units, and tables, except wood.....		337214-7	06/95	186.081	184.326	186.843	190.251	190.950
Secondary products and miscellaneous receipts.....		337214-SM						
Showcases, partitions, shelving, and lockers mfg.....	337215		12/03	188.835	195.561	198.508	197.241	200.543
Primary products.....		337215-P	12/03	170.510	177.176	179.639	178.652	181.553
Storage racks and accessories, except wood.....		337215-E	12/83	298.084	298.084	314.525	314.525	314.525
Fixtures (bank, office, and store), except wood.....		337215-G	12/83	254.840	257.667	254.192	253.832	279.038
Wood furniture dimensions and nonwood furniture parts and frames.....		337215-L	12/06	137.444	136.969	146.480	146.011	148.777
Secondary products and miscellaneous receipts.....		337215-SM						
Other furniture related product mfg.....	3379		12/03	160.675	163.494	163.811	162.441	162.528
Mattress mfg.....	33791		12/03	167.561	171.145	171.548	169.805	169.902
Mattress mfg.....	337910		06/83	234.772	239.793	240.358	237.916	238.052
Primary products.....		337910-P	06/83	232.508	237.294	237.874	235.299	235.442
Mattress and foundation sets.....		337910-E	12/03	137.668	137.185	137.185	133.179	133.179
Innerspring mattresses, excluding crib-size.....		337910-1	01/04	184.013	189.339	191.045	191.370	191.493
Other mattresses, including crib, foam, waterbed mattresses and mattress inserts.....		337910-4	06/83	217.869	225.411	225.105	225.819	225.819
Foundations, excl. innerspring units, hybrid-type flotation, ensembles, and adjustable units.....		337910-7	12/03	190.193	202.840	202.574	200.387	201.181
Secondary products and miscellaneous receipts.....		337910-SM						
Secondary products.....		337910-S	12/03	101.154	104.615	104.716	104.755	104.755
Blind & shade mfg.....	33792		12/03	148.072	148.072	148.072	148.072	148.129
Blind and shade mfg.....	337920		06/84	224.783	224.783	224.783	224.783	224.868
Primary products.....		337920-P	06/84	226.435	226.435	226.435	226.435	226.435
Window shades and window shade accessories and rollers.....		337920-2	06/84	260.136	260.136	260.136	260.136	260.136
Secondary products and miscellaneous receipts.....		337920-SM						
Miscellaneous mfg.....	339		12/03	131.685	131.500	131.966	132.428	132.599
Medical equipment & supplies mfg.....	3391		12/03	123.532	122.971	123.227	123.532	123.549
Medical equipment & supplies mfg.....	33911		12/03	123.534	122.973	123.228	123.534	123.551
Surgical and medical instrument mfg.....	339112		06/82	143.713	143.499	143.719	144.113	144.113

See footnotes at end of table.

Table 11. Producer price indexes for net output of selected industries and their products, not seasonally adjusted — Continued
 [December 2021]

Title ¹	Industry code	Product code	Index base	Unadjusted index ²				
				Aug. 2021	Sept. 2021 ^P	Oct. 2021 ^P	Nov. 2021 ^P	Dec. 2021 ^P
Surgical and medical instrument mfg - Continued								
Primary products.....		339112-P	06/82	144.453	144.215	144.389	144.777	144.777
Surgical and medical instruments.....		339112-0	06/82	138.433	138.205	138.372	138.744	138.744
Surgical and orthopedic instruments.....		339112-01	06/12	108.694	108.608	108.608	108.864	108.864
Surgical and medical syringes and hypodermic needles.....		339112-03	06/12	99.616	—	—	—	—
Surgical and medical catheters.....		339112-05	06/82	115.757	—	114.724	115.612	115.612
Other surgical and medical apparatus and instruments, excluding parts.....		339112-06	06/12	97.437	97.303	96.692	97.046	97.046
Parts for surgical and medical apparatus and instruments.....		339112-09	06/12	109.071	109.071	109.071	109.071	109.071
Secondary products and miscellaneous receipts.....		339112-SM						
Miscellaneous receipts.....		339112-M	01/83	173.483	—	—	—	—
Secondary products.....		339112-S	10/82	126.268	126.418	—	—	—
Surgical appliance and supplies mfg.....								
Primary products.....	339113		06/83	217.680	217.972	218.373	219.032	219.139
Medical and surgical appliances and supplies, incl. orthopedic, prosthetic, and therapeutic.....		339113-P	06/83	222.693	223.063	223.571	224.405	224.562
Other orthopedic and prosthetic appliances.....		339113-2	06/83	216.034	216.459	217.086	216.808	217.002
Other medical and surgical appliances and supplies.....		339113-22	12/03	98.928	99.523	99.523	99.523	99.523
Hospital beds and specialized hospital furniture.....		339113-27	12/03	130.990	131.105	131.587	131.373	131.523
Personal industrial and nonindustrial safety equipment and clothing.....		339113-4	12/11	116.336	116.545	116.545	116.545	116.545
Secondary products and miscellaneous receipts.....		339113-6	06/83	252.906	252.906	252.906	260.978	260.978
Miscellaneous receipts.....		339113-SM						
Secondary products.....		339113-M	07/88	219.978	219.978	219.978	219.978	219.860
		339113-S	06/83	160.997	160.997	160.996	160.997	160.993
Dental equipment and supplies mfg.....								
Primary products.....	339114		06/85	456.458	428.890	432.804	432.970	432.665
Dental professional equipment and supplies.....		339114-P	06/85	437.321	408.134	412.150	412.150	412.150
Professional dental equipment.....		339114-1	06/97	187.910	187.910	188.613	188.613	188.613
Professional dental supplies.....		339114-11	06/85	290.511	290.511	291.356	291.356	291.356
Secondary products and miscellaneous receipts.....		339114-12	06/85	278.713	278.713	279.932	279.932	279.932
Miscellaneous receipts.....		339114-SM						
		339114-M	06/85	292.650	292.650	293.602	293.602	293.602
Ophthalmic goods mfg.....								
Primary products.....	339115		12/83	163.406	163.617	163.617	163.617	163.617
Ophthalmic goods, other types, including prescription ground eyeglass lenses.....		339115-P	12/83	160.019	160.251	160.251	160.251	160.251
Ophthalmic fronts, temples, and focal and contact lenses.....		339115-B	12/83	157.566	158.224	158.224	158.224	158.224
Secondary products and miscellaneous receipts.....		339115-9	12/11	112.533	112.533	112.533	112.533	112.533
		339115-SM						
Other miscellaneous mfg.....								
	3399		12/85	190.076	190.639	191.703	192.648	193.203
Jewelry & silverware mfg.....								
	33991		12/85	233.048	235.543	234.091	236.195	235.297
Jewelry and silverware mfg.....								
Primary products.....	339910		12/11	109.907	111.084	110.399	111.392	110.968
Jewelry, gold and platinum.....		339910-P	12/11	109.021	110.334	109.563	110.673	110.187
Costume jewelry and novelties.....		339910-1	12/85	234.252	235.166	235.227	238.207	236.669
All other jewelry and personal goods (excluding costume).....		339910-4	12/03	145.603	145.603	145.603	146.796	146.796
Secondary products and miscellaneous receipts.....		339910-8	12/11	107.732	107.801	109.246	110.521	110.033
Miscellaneous receipts.....		339910-SM						
		339910-M	12/11	124.085	124.226	124.175	124.175	124.175
Sporting & athletic goods mfg.....								
	33992		12/03	128.507	129.372	129.495	129.495	129.508
Sporting and athletic goods mfg.....								
Primary products.....	339920		12/85	157.412	158.479	158.630	158.630	158.646
Other sporting and athletic goods.....		339920-P	12/85	151.999	152.736	152.892	152.892	152.912
Golf equipment, excluding apparel and shoes.....		339920-A	12/85	158.914	158.914	159.535	159.535	159.605
Playground equipment.....		339920-4	12/85	78.394	79.680	79.261	79.261	—
Gymnasium and exercise equipment.....		339920-5	06/92	367.668	367.668	372.487	372.487	372.487
Secondary products and miscellaneous receipts.....		339920-7	06/92	137.401	137.401	137.401	137.401	137.401
Miscellaneous receipts.....		339920-SM						
Secondary products.....		339920-M	12/85	179.804	182.555	182.555	182.555	182.555
		339920-S	12/85	215.144	216.079	220.355	220.355	220.355
Doll, toy & game mfg.....								
	33993		12/03	142.005	142.180	143.098	143.936	144.514
Doll, toy, and game mfg.....								
Primary products.....	339930		06/85	171.526	171.739	172.852	173.865	174.566
Models (operating & static), craft kits/supply, natural science kits, & collectors' miniatures.....		339930-P	06/85	172.623	172.623	172.828	173.702	173.681
Other nonelectronic toys, including parts.....		339930-6	06/85	253.093	253.093	254.373	254.373	254.373
Secondary products and miscellaneous receipts.....		339930-8	06/85	168.501	168.501	168.501	168.501	168.501
		339930-SM						
Office supplies (exc paper) mfg.....								
	33994		12/85	169.957	169.993	172.413	172.384	174.147
Office supplies, except paper, mfg.....								
Primary products.....	339940		12/11	116.298	116.322	117.976	117.957	119.161
Pens, mechanical pencils, markers, and associated parts.....		339940-P	12/11	112.530	112.561	114.485	114.461	115.890
		339940-1	12/85	196.470	196.470	196.470	196.470	196.470

See footnotes at end of table.

Table 11. Producer price indexes for net output of selected industries and their products, not seasonally adjusted — Continued
 [December 2021]

Title ¹	Industry code	Product code	Index base	Unadjusted index ²				
				Aug. 2021	Sept. 2021 ^P	Oct. 2021 ^P	Nov. 2021 ^P	Dec. 2021 ^P
Office supplies, except paper, mfg - Continued								
Lead pencils, art goods, office supplies & small office equipment, excluding paper.....		339940-2	12/03	127.845	127.845	127.845	127.845	131.738
Marking devices.....		339940-3	12/85	169.348	169.348	181.578	181.578	181.578
Secondary products and miscellaneous receipts.....		339940-SM						
Miscellaneous receipts.....		339940-M	12/11	137.074	137.074	137.924	137.924	137.924
Secondary Products.....		339940-S	12/11	119.940	119.940	119.940	119.940	121.866
Sign mfg.....	33995		12/03	133.579	133.197	134.122	135.473	136.592
Sign mfg.....	339950		12/85	194.156	193.602	194.946	196.908	198.535
Primary products.....		339950-P	12/85	190.254	189.549	191.154	193.498	195.418
Electric signs and displays, including trade show exhibits.....		339950-1	12/85	168.661	167.680	169.896	171.784	171.784
Nonelectric signs and displays, including trade show exhibits.....		339950-4	12/85	222.714	222.254	223.316	226.257	230.258
Secondary products and miscellaneous receipts.....		339950-SM						
All other misc mfg.....	33999		12/03	141.898	142.215	143.514	144.103	144.485
Gasket, packing, and sealing device mfg.....	339991		12/85	207.505	207.961	208.421	208.846	210.121
Primary products.....		339991-P	12/85	214.442	214.799	215.024	215.337	216.638
Compression packing.....		339991-1	12/85	278.380	278.380	268.758	268.758	299.654
Molded packing and seals.....		339991-2	06/07	127.679	128.120	128.469	128.675	128.675
Nonmetallic gaskets and gasketing.....		339991-3	12/85	228.570	229.208	235.183	236.269	239.418
Metallic gaskets and machined seals.....		339991-7	12/85	278.648	278.648	278.648	278.648	274.033
Rotary oil seals.....		339991-9	12/90	160.580	161.079	161.079	161.079	161.079
Secondary products and miscellaneous receipts.....		339991-SM						
Miscellaneous receipts.....		339991-M	06/97	134.554	134.554	137.949	138.180	139.753
Secondary products.....		339991-S	12/85	145.007	146.666	145.024	146.437	146.491
Musical instrument mfg.....	339992		06/85	253.930	253.930	258.670	260.582	260.582
Primary products.....		339992-P	06/85	252.473	252.473	257.581	259.642	259.642
Nonelectronic pianos, organs, and nonelectronic pianos and organ parts, excluding benches.....		339992-A	12/09	154.786	154.786	154.786	154.786	154.786
Other musical instruments and parts.....		339992-7	06/85	238.747	238.747	244.383	246.657	246.657
Other electronic musical instruments, excluding electronic organs.....		339992-71	12/09	135.594	135.594	135.594	138.893	138.893
Other nonelectronic musical instruments.....		339992-72	06/99	137.296	137.296	137.719	139.157	139.157
Parts and accessories for other musical instruments, sold separately, excl. benches & cases.....		339992-73	06/85	190.675	190.675	200.341	200.696	-
Secondary products and miscellaneous receipts.....		339992-SM						
Miscellaneous receipts.....		339992-M	06/85	279.734	279.734	279.734	-	-
Fastener, button, needle, and pin mfg.....	339993		12/85	209.799	211.370	226.376	226.376	227.111
Primary products.....		339993-P	12/85	217.042	218.825	232.636	232.636	233.471
Fasteners, zippers, buttons, needles, pins, and buckles (except precious metal) ...		339993-0	12/85	217.042	218.825	232.636	232.636	233.471
Secondary products and miscellaneous receipts.....		339993-SM						
Broom, brush, and mop mfg.....	339994		12/85	195.805	196.655	197.956	198.100	198.100
Primary products.....		339994-P	12/85	196.450	197.598	199.173	199.361	199.361
Brooms, mops and dusters.....		339994-1	12/85	229.489	231.418	233.777	233.777	233.777
Mops and dusters, including refills.....		339994-13	06/07	128.790	129.854	130.471	130.471	130.471
Paint and varnish brushes, paint holders, pads, roller frames and rollers.....		339994-3	12/85	161.132	161.132	166.406	166.406	166.406
Paint and varnish brushes.....		339994-31	06/07	114.705	114.705	118.189	118.189	118.189
Paint holders, pads, roller frames and rollers.....		339994-32	06/07	100.193	100.193	103.619	103.619	103.619
Other types of brushes.....		339994-5	12/85	202.562	203.742	204.115	204.443	204.443
Personal brushes.....		339994-51	06/07	106.781	106.781	106.886	106.886	106.886
All other types of brushes, except personal.....		339994-52	06/07	142.107	144.029	144.452	144.985	144.985
Secondary and miscellaneous receipts.....		339994-SM						
Burial casket mfg.....	339995		12/84	403.149	403.488	412.363	412.763	426.434
Primary products.....		339995-P	12/84	404.525	404.888	414.389	414.389	429.022
Metal burial caskets and coffins, completely lined and trimmed, adult sizes only. ...		339995-1	12/84	417.473	418.128	418.128	418.128	431.937
Other burial caskets and coffins, including burial boxes and vaults (except concrete and stone).....		339995-5	12/84	315.141	315.141	315.141	315.141	351.879
Secondary products and miscellaneous receipts.....		339995-SM						
Secondary products.....		339995-S1	06/12	136.862	136.862	-	-	-
All other miscellaneous mfg.....	339999		12/85	178.097	178.431	179.668	180.732	180.687
Primary products.....		339999-P	12/85	189.860	190.264	191.110	192.400	192.323
Mirror and picture frames and framed pictures.....		339999-E	06/84	227.956	227.956	229.433	229.433	229.433
All other miscellaneous fabricated products, incl. fire extinguishers and umbrellas.....		339999-L	12/85	222.843	223.814	223.191	226.297	226.112
Candles, including tapers.....		339999-5	12/85	186.960	186.960	192.839	192.839	192.839
Secondary products and miscellaneous receipts.....		339999-SM						
Secondary products.....		339999-S	12/85	158.002	158.002	158.492	158.398	158.850
Services industries								

See footnotes at end of table.

Table 11. Producer price indexes for net output of selected industries and their products, not seasonally adjusted — Continued
[December 2021]

Title ¹	Industry code	Product code	Index base	Unadjusted index ²				
				Aug. 2021	Sept. 2021 ^P	Oct. 2021 ^P	Nov. 2021 ^P	Dec. 2021 ^P
Merchant wholesalers, durable goods.....	423		06/04	179.117	177.918	180.283	179.181	181.036
Motor vehicle and parts merchant wholesalers.....	4231		05/19	114.105	109.612	117.146	111.698	113.986
Motor vehicle and parts merchant wholesalers.....	42310		05/19	114.105	109.612	117.146	111.698	113.986
Motor vehicle and parts merchant wholesalers.....	423100		05/19	114.096	109.609	117.132	111.692	113.980
Primary services.....		423100-P	02/09	146.451	140.247	150.650	143.127	146.059
Motor vehicle and parts wholesaler services.....		423100-1	02/09	146.451	140.247	150.650	143.127	146.059
Furniture and home furnishing merchant wholesalers.....	4232		05/19	122.421	126.157	129.818	121.373	129.403
Furniture and home furnishing merchant wholesalers.....	42320		05/19	122.421	126.157	129.818	121.373	129.403
Furniture and home furnishing merchant wholesalers.....	423200		05/19	122.394	126.152	129.796	121.322	129.377
Primary services.....		423200-P	02/09	133.342	137.848	141.518	131.736	140.998
Furniture and home furnishing wholesaler services.....		423200-1	02/09	133.342	137.848	141.518	131.736	140.998
Lumber and other construction materials merchant wholesalers.....	4233		05/19	138.591	139.291	146.138	145.951	146.327
Lumber and other construction materials merchant wholesalers.....	42330		05/19	138.591	139.291	146.138	145.951	146.327
Lumber and other construction materials merchant wholesalers.....	423300		05/19	138.461	139.183	146.004	145.865	146.250
Primary services.....		423300-P	02/09	148.719	149.267	156.794	156.142	156.459
Lumber and other construction material wholesaler services.....		423300-1	02/09	148.719	149.267	156.794	156.142	156.459
Professional and commercial equipment and supplies merchant wholesalers.....	4234		05/19	107.236	108.866	110.361	112.751	112.866
Professional and commercial equipment and supplies merchant wholesalers.....	42340		05/19	107.236	108.866	110.361	112.751	112.866
Professional and commercial equipment and supplies merchant wholesalers.....	423400		05/19	107.404	108.893	110.543	112.966	113.031
Primary services.....		423400-P	02/09	130.764	130.499	134.718	138.088	137.437
Professional and commercial equipment and supplies wholesaler services.....		423400-1	02/09	130.764	130.499	134.718	138.088	137.437
Other receipts.....		423400-SM	05/19	98.926	107.518	101.361	102.129	104.724
Metal and mineral (except petroleum) merchant wholesalers.....	4235		05/19	208.854	207.488	196.396	184.059	184.621
Metal and mineral (except petroleum) merchant wholesalers.....	42350		05/19	208.854	207.488	196.396	184.059	184.621
Metal and mineral (except petroleum) merchant wholesalers.....	423500		05/19	208.927	207.591	196.450	184.030	184.611
Primary services.....		423500-P	02/09	302.280	301.078	283.887	264.008	265.303
Metals and minerals wholesaler services.....		423500-1	02/09	302.280	301.078	283.887	264.008	265.303
Household appliances and electrical and electronic goods merchant wholesalers.....	4236		05/19	134.821	129.637	128.632	132.769	134.373
Household appliances and electrical and electronic goods merchant wholesalers.....	42360		05/19	134.821	129.637	128.632	132.769	134.373
Household appliances and electrical and electronic goods merchant wholesalers.....	423600		05/19	134.423	129.299	128.307	132.395	133.987
Primary services.....		423600-P	02/09	156.036	149.516	148.252	153.455	155.386
Household appliances, electrical, and electronics wholesaler services.....		423600-1	02/09	156.036	149.516	148.252	153.455	155.386
Hardware, plumbing and heating equipment and supplies merchant wholesalers.....	4237		05/19	120.918	121.863	125.658	128.742	128.619
Hardware, plumbing and heating equipment and supplies merchant wholesalers.....	42370		05/19	120.918	121.863	125.658	128.742	128.619
Hardware, plumbing, and heating equipment and supplies merchant wholesalers.....	423700		05/19	120.986	121.938	125.719	128.883	128.771
Primary services.....		423700-P	02/09	123.931	124.772	128.975	130.634	130.278
Hardware, plumbing, and heating equipment and supplies wholesaler services.....		423700-1	02/09	123.931	124.772	128.975	130.634	130.278
Machinery, equipment, and supplies merchant wholesalers.....	4238		05/19	105.731	107.559	107.733	107.435	109.629
Machinery, equipment, and supplies merchant wholesalers.....	42380		05/19	105.731	107.559	107.733	107.435	109.629
Machinery and supply merchant wholesalers.....	423800		05/19	105.852	107.701	107.882	107.569	109.806
Primary services.....		423800-P	02/09	162.819	166.035	166.425	165.675	169.892
Machinery and supply wholesaler services.....		423800-1	02/09	162.819	166.035	166.425	165.675	169.892
Other receipts.....		423800-SM	05/19	99.296	99.963	99.807	100.286	100.159
Miscellaneous durable goods merchant wholesalers (except materials recyclers).....	4239		05/19	128.555	129.031	131.905	128.581	125.370
Miscellaneous durable goods merchant wholesalers (except materials recyclers).....	42390		05/19	128.555	129.031	131.905	128.581	125.370
Miscellaneous durable goods, except recyclable material, merchant wholesalers.....	423900		05/19	128.384	128.855	131.693	128.397	125.205
Primary services.....		423900-P	02/09	107.331	107.743	110.229	107.389	104.669
Miscellaneous durable goods wholesaler services.....		423900-1	02/09	107.331	107.743	110.229	107.389	104.669
Merchant wholesalers, nondurable goods.....	424		06/05	182.877	178.122	178.214	178.645	179.781
Paper and paper product merchant wholesalers.....	4241		01/21	105.543	111.346	113.723	110.780	110.268
Paper and paper product merchant wholesalers.....	42410		01/21	105.543	111.346	113.723	110.780	110.268
Paper and paper product merchant wholesalers.....	424100		01/21	105.543	111.346	113.723	110.780	110.268
Primary services.....		424100-P	02/09	136.824	144.378	147.532	143.606	143.077
Paper wholesaler services.....		424100-1	02/09	136.824	144.378	147.532	143.606	143.077
Wholesaling of paper and paper products.....		424100-11	02/09	139.660	145.890	149.326	145.524	144.833
Wholesaling of all other goods, except paper and paper products.....		424100-12	01/21	89.321	102.410	103.266	99.580	100.068
Drugs and druggists' sundries merchant wholesalers.....	4242		01/21	112.355	107.741	108.056	104.753	106.948

See footnotes at end of table.

Table 11. Producer price indexes for net output of selected industries and their products, not seasonally adjusted — Continued
 [December 2021]

Title ¹	Industry code	Product code	Index base	Unadjusted index ²				
				Aug. 2021	Sept. 2021 ^P	Oct. 2021 ^P	Nov. 2021 ^P	Dec. 2021 ^P
Drugs and druggists' sundries merchant wholesalers.....	42420		01/21	112.355	107.741	108.056	104.753	106.948
Drugs and druggists' sundries merchant wholesalers.....	424200		01/21	112.355	107.741	108.056	104.753	106.948
Primary products.....		424200-P	02/09	164.950	158.175	158.639	153.789	157.011
Wholesaling of pharmaceuticals.....		424200-1	02/09	168.429	160.268	160.866	155.004	158.713
Wholesaling of all other goods, except pharmaceuticals.....		424200-2	01/21	100.879	100.837	100.709	100.745	101.334
Apparel and piece goods merchant wholesalers.....	4243		01/21	93.283	95.289	92.805	97.756	96.095
Apparel and piece goods merchant wholesalers.....	42430		01/21	93.283	95.289	92.805	97.756	96.095
Apparel and piece goods merchant wholesalers.....	424300		01/21	93.283	95.289	92.805	97.756	96.095
Primary services.....		424300-P	02/09	115.313	117.795	114.718	120.844	118.789
Apparel wholesaler services.....		424300-1	02/09	115.313	117.795	114.718	120.844	118.789
Wholesaling of apparel.....		424300-11	02/09	115.500	121.034	116.123	125.219	123.593
Other receipts.....		424300-SM	01/21	—	—	—	—	114.726
Grocery and related product merchant wholesalers.....	4244		01/21	101.590	103.179	108.271	104.340	105.264
Grocery and related product merchant wholesalers.....	42440		01/21	101.590	103.179	108.271	104.340	105.264
Grocery and related product merchant wholesalers.....	424400		01/21	101.590	103.179	108.271	104.340	105.264
Primary services.....		424400-P	02/09	110.567	112.306	117.879	113.576	114.588
Grocery and related product wholesaler services.....		424400-1	02/09	110.567	112.306	117.879	113.576	114.588
Wholesaling of fresh meat, seafood, dairy, and fruits and vegetables.....		424400-11	06/13	119.998	123.802	126.475	122.071	125.001
Wholesaling of packaged frozen and canned foods.....		424400-12	06/13	141.848	142.773	150.687	150.534	150.589
Wholesaling of baked goods, non-alcoholic beverages, and all other groceries.....		424400-13	06/13	118.578	119.530	126.847	118.773	119.051
Wholesaling of all other goods, except groceries.....		424400-14	01/21	107.223	108.444	119.650	120.239	120.443
Chemicals and allied products merchant wholesalers.....	4246		01/21	114.160	115.986	117.863	125.929	125.870
Chemicals and allied products merchant wholesalers.....	42460		01/21	114.160	115.986	117.863	125.929	125.870
Chemicals and allied products merchant wholesalers.....	424600		01/21	114.160	115.986	117.863	125.929	125.869
Primary products.....		424600-P	02/09	131.780	133.867	136.087	145.569	145.425
Wholesaling of chemicals, plastics, and allied products.....		424600-1	02/09	132.337	134.780	137.054	147.013	146.764
Wholesaling of all other goods, except chemicals, plastics, and allied products.....		424600-2	01/21	106.809	103.861	105.069	106.921	108.208
Petroleum and petroleum products merchant wholesalers.....	4247		01/21	138.177	115.529	108.469	112.273	112.517
Petroleum and petroleum products merchant wholesalers.....	42470		01/21	138.177	115.529	108.469	112.273	112.517
Petroleum and petroleum products merchant wholesalers.....	424700		01/21	138.172	115.527	108.468	112.273	112.517
Primary products.....		424700-P	02/09	170.783	141.675	132.476	137.147	137.385
Wholesaling of petroleum products.....		424700-1	02/09	172.246	142.029	132.544	137.397	137.438
Wholesaling of all other goods, except petroleum products.....		424700-2	01/21	99.966	106.519	106.802	105.659	111.268
Other receipts.....		424700-SM	01/21	102.608	102.608	104.487	107.778	108.921
Beer, wine, and distilled alcoholic beverage merchant wholesalers.....	4248		01/21	102.669	103.937	103.753	105.424	106.332
Beer, wine, and distilled alcoholic beverage merchant wholesalers.....	42480		01/21	102.669	103.937	103.753	105.424	106.332
Beer, wine, and distilled alcoholic beverage merchant wholesalers.....	424800		01/21	102.669	103.937	103.753	105.423	106.332
Primary services.....		424800-P	02/09	129.654	131.256	131.023	133.133	134.281
Alcoholic beverage wholesaler services.....		424800-1	02/09	129.654	131.256	131.023	133.133	134.281
Wholesaling of beer, wine, and distilled alcoholic beverages.....		424800-11	02/09	130.015	131.549	131.356	133.613	134.790
Wholesaling of all other goods, except alcoholic beverages.....		424800-12	01/21	92.306	95.510	94.211	91.618	91.700
Miscellaneous nondurable goods merchant wholesalers.....	4249		01/21	110.395	111.318	110.071	111.488	112.498
Miscellaneous nondurable goods merchant wholesalers.....	42490		01/21	110.395	111.318	110.071	111.488	112.498
Miscellaneous nondurable goods merchant wholesalers.....	424900		01/21	110.395	111.318	110.071	111.488	112.498
Primary services.....		424900-P	02/09	158.754	160.073	158.070	160.640	162.075
Miscellaneous nondurable good wholesaler services.....		424900-1	02/09	158.754	160.073	158.070	160.640	162.075
Material recyclers.....	429930		12/86	505.511	488.263	492.404	515.233	493.374
Primary products.....		429930-P	12/86	504.879	487.738	491.667	515.033	493.118
Ferrous metal scrap.....		429930-1	12/86	636.866	608.081	605.352	664.473	646.540
Carbon steel scrap.....		429930-11	12/86	659.650	627.058	623.737	688.447	666.998
Heavy melting scrap.....		429930-111	12/86	698.141	666.543	655.451	733.015	722.415
Carbon steel scrap bundles.....		429930-112	12/86	763.137	699.868	692.291	716.128	715.996
Shredded carbon steel scrap.....		429930-113	12/86	426.196	408.120	406.798	457.572	432.458
Cut plate and structural scrap.....		429930-114	12/86	638.936	608.811	608.344	668.055	664.229
Other carbon steel scrap.....		429930-115	12/86	732.280	693.987	706.514	745.901	721.570
Stainless and alloy steel scrap.....		429930-12	12/86	807.180	811.773	811.142	833.082	846.604
Cast iron scrap.....		429930-13	12/86	359.917	349.691	348.998	369.998	371.965
Other ferrous scrap.....		429930-14	06/06	167.845	159.769	162.439	184.277	178.252
Nonferrous metal scrap.....		429930-2	12/86	618.552	573.592	578.277	577.895	547.475
Copper base scrap.....		429930-21	12/86	674.705	671.936	691.106	692.250	688.193
No 1 copper wire, heavy.....		429930-211	12/86	548.319	541.717	558.938	558.839	554.577
No 2 copper wire, mixed.....		429930-212	12/86	872.484	861.174	893.181	892.272	890.827

See footnotes at end of table.

Table 11. Producer price indexes for net output of selected industries and their products, not seasonally adjusted — Continued
 [December 2021]

Title ¹	Industry code	Product code	Index base	Unadjusted index ²				
				Aug. 2021	Sept. 2021 ^P	Oct. 2021 ^P	Nov. 2021 ^P	Dec. 2021 ^P
Material recyclers - Continued								
Yellow brass scrap.....		429930-213	12/86	682.721	698.845	729.081	737.226	729.216
Aluminum base scrap.....		429930-22	12/86	248.021	243.289	246.108	246.261	—
Used beverage can scrap.....		429930-223	12/86	217.353	236.837	251.531	240.545	238.602
Other old aluminum base scrap.....		429930-224	12/86	179.685	185.686	191.200	202.728	194.454
Other nonferrous scrap (including lead, zinc and precious metals).....		429930-23	12/86	3,651.860	3,064.808	3,030.999	3,019.566	2,623.751
Recyclable paper.....		429930-3	12/86	256.690	269.063	287.743	282.774	262.197
News and other low grade recyclable paper.....		429930-31	12/86	195.001	207.562	206.388	206.388	215.322
Corrugated recyclable paper.....		429930-33	12/86	178.236	186.834	205.229	200.053	181.695
High grade recyclable paper (including pulp substitutes and deinking).....		429930-34	12/86	274.356	286.238	286.504	287.920	275.337
Recyclable materials, excluding metals and paper.....		429930-4	12/86	187.887	210.360	208.937	216.629	203.494
Recyclable plastics.....		429930-42	06/96	95.015	101.524	101.532	102.998	102.998
Other receipts.....		429930-SM1						
Motor vehicle and parts dealers.....	441		12/03	188.823	193.635	198.043	200.654	199.699
Automobile dealers.....	4411		12/03	191.059	196.656	200.972	204.607	202.862
New car dealers.....	44111		12/99	210.894	217.072	221.837	225.850	223.924
New car dealers.....	441110		12/99	210.996	217.165	221.928	225.930	224.009
Primary services.....		441110-P	12/99	203.057	210.386	215.379	220.769	218.285
Vehicle sales.....		441110-1	12/99	162.876	176.894	186.005	195.845	191.024
New vehicle sales.....		441110-101	12/99	190.054	211.402	220.747	237.847	227.674
Used vehicle sales.....		441110-102	12/99	143.896	151.605	160.859	164.290	164.290
Service labor and parts.....		441110-2	12/99	218.375	218.568	219.115	219.701	219.701
Other receipts.....		441110-SM	12/99	284.541	287.184	291.940	291.059	291.059
Recreational vehicle dealers.....	44121		06/01	232.503	221.266	249.157	240.471	240.248
Recreational vehicle dealers.....	441210		06/01	232.503	221.266	249.157	240.471	240.248
Primary services.....		441210-P	06/01	242.940	227.367	259.236	247.963	247.712
Recreational vehicle dealer services.....		441210-1	06/01	242.940	227.367	259.236	247.963	247.712
Boat dealers.....	441222		06/01	168.087	170.877	172.868	170.075	169.511
Primary services.....		441222-P	06/01	167.837	170.623	172.611	169.823	169.259
Boat dealer services.....		441222-1	06/01	167.837	170.623	172.611	169.823	169.259
Automotive parts, accessories and tire stores.....	4413		12/01	192.760	197.158	199.758	201.099	203.630
Automotive parts and accessories stores.....	44131		12/03	209.553	213.998	216.406	217.110	221.150
Automotive parts and accessories stores.....	441310		12/03	209.553	213.998	216.406	217.110	221.150
Primary services.....		441310-P	12/03	209.556	214.001	216.409	217.114	221.153
Automotive parts and accessories store services.....		441310-1	12/03	209.556	214.001	216.409	217.114	221.153
Tire dealers.....	44132		12/03	144.672	148.427	150.944	152.967	153.128
Tire dealers.....	441320		12/03	144.672	148.427	150.944	152.967	153.128
Primary services.....		441320-P	12/03	144.809	148.567	151.086	153.111	153.272
Tire dealer services.....		441320-1	12/03	144.809	148.567	151.086	153.111	153.272
Furniture and home furnishings stores.....	442		12/03	171.717	173.418	175.652	178.577	179.860
Furniture stores.....	4421		12/03	171.914	174.230	176.097	177.623	179.962
Furniture stores.....	44211		12/03	171.914	174.230	176.097	177.623	179.962
Furniture stores.....	442110		06/03	174.224	176.571	178.462	180.009	182.379
Primary services.....		442110-P	06/03	176.626	179.144	181.174	182.823	185.047
Furniture store services.....		442110-1	06/03	176.626	179.144	181.174	182.823	185.047
Other receipts.....		442110-SM1	05/19	101.118	101.118	101.118	101.229	104.356
Floor covering stores.....	44221		12/03	173.641	174.676	177.348	181.876	181.993
Floor covering stores.....	442210		06/03	176.194	177.244	179.956	184.550	184.669
Primary services.....		442210-P	06/03	176.194	177.244	179.956	184.550	184.669
Floor covering store services.....		442210-1	06/03	176.194	177.244	179.956	184.550	184.669
Electronics and appliance stores.....	443		12/03	102.018	94.782	87.312	79.662	79.760
Electronics and appliance stores.....	4431		12/03	102.634	95.354	87.839	80.144	80.242
Electronics and appliance stores.....	44310		12/03	102.660	95.378	87.861	80.164	80.262
Electronics and appliance stores.....	443100		12/11	114.988	106.832	98.412	89.790	89.900
Primary products.....		443100-P	12/11	113.757	105.688	97.359	88.829	88.938
Retailing of entertainment and communication products.....		443100-1	12/11	119.019	100.476	81.594	70.430	71.064
Retailing of computers, hardware, software, and supplies.....		443100-2	06/03	52.951	52.956	53.209	51.763	52.229
Retailing of major household appliances.....		443100-3	05/19	118.474	111.860	105.720	110.288	109.238
Retailing of all other goods.....		443100-4	12/11	162.433	160.196	154.953	117.262	115.780
Building material and garden equipment and supply dealers.....	444		12/03	204.959	198.668	198.340	189.458	191.060

See footnotes at end of table.

Table 11. Producer price indexes for net output of selected industries and their products, not seasonally adjusted — Continued
 [December 2021]

Title ¹	Industry code	Product code	Index base	Unadjusted index ²				
				Aug. 2021	Sept. 2021 ^P	Oct. 2021 ^P	Nov. 2021 ^P	Dec. 2021 ^P
Building material and supplies dealers.....	4441		12/03	212.302	204.828	204.302	193.686	195.580
Building material and supplies dealers.....	44410		12/03	212.305	204.831	204.306	193.689	195.583
Building materials and supplies dealers.....	444100		05/19	141.326	136.351	136.001	128.934	130.195
Primary services.....		444100-P	05/19	141.129	136.161	135.811	128.754	130.013
Building materials and supplies dealer services.....		444100-1	05/19	141.129	136.161	135.811	128.754	130.013
Retailing of building materials, paint, and hardware.....		444100-11	05/19	149.241	143.395	142.185	132.390	133.583
Retailing of all other goods.....		444100-12	05/19	114.780	112.665	115.110	116.943	118.419
Lawn and garden equip and supplies stores.....	4442		12/03	156.178	158.594	159.743	163.634	163.080
Nursery, garden and farm supply stores.....	44422		12/03	156.179	158.595	159.744	163.635	163.081
Nursery, garden, and farm supply stores.....	444220		12/02	167.218	169.806	171.036	175.202	174.609
Primary services.....		444220-P	12/02	167.292	169.880	171.110	175.279	174.685
Nursery, garden center, and farm supply store services.....		444220-1	12/02	167.292	169.880	171.110	175.279	174.685
Food and beverage stores.....	445		12/99	212.065	213.347	216.470	216.180	219.298
Grocery stores.....	4451		12/03	181.386	182.566	185.126	185.049	188.067
Grocery (except convenience) stores.....	44511		12/03	181.386	182.566	185.126	185.049	188.067
Supermarkets and other grocery stores.....	445110		12/99	216.455	217.862	220.918	220.826	224.428
Primary services.....		445110-P	12/99	216.342	217.748	220.803	220.710	224.310
Supermarket and other grocery store services.....		445110-3	12/99	214.292	215.685	218.710	218.619	222.184
Retailing of food and beverage products.....		445110-32	01/17	110.687	112.489	114.221	114.207	116.274
Retailing of fresh meats.....		445110-321	12/99	278.273	285.921	295.063	298.412	313.724
Retailing of fresh fruits and vegetables.....		445110-322	12/99	222.844	223.047	222.944	220.836	222.465
Retailing of bakery products.....		445110-323	12/99	186.622	191.267	196.627	199.772	198.362
Retailing of dairy products.....		445110-324	12/99	160.567	171.503	174.130	167.099	162.112
Retailing of deli products.....		445110-325	12/99	150.013	150.609	151.872	154.736	159.656
Retailing of frozen food products.....		445110-326	12/99	122.532	119.650	124.429	126.963	130.655
Retailing of alcoholic beverages.....		445110-327	01/17	119.662	127.033	130.280	132.484	129.363
Retailing of all other food and beverage products.....		445110-328	12/99	212.503	213.249	213.437	211.495	215.453
Retailing of nonfood products.....		445110-33	01/17	117.479	113.591	114.526	114.330	115.320
Retailing of cleaning and paper products.....		445110-331	01/17	116.159	121.351	122.448	122.682	125.796
Retailing of health and beauty products.....		445110-332	12/99	231.287	232.088	233.944	233.763	238.110
Retailing of all other nonfood products.....		445110-333	01/17	120.992	111.311	112.209	111.798	111.354
Specialty food stores.....	4452		12/03	202.053	199.683	206.346	204.064	203.350
Specialty food stores.....	445200		12/03	202.049	199.678	206.342	204.059	203.345
Primary services.....		445200-P	12/03	202.156	199.772	206.472	204.177	203.459
Specialty food store services.....		445200-1	12/03	202.156	199.772	206.472	204.177	203.459
Beer, wine, and liquor stores.....	4453		06/00	133.401	135.459	136.452	135.428	135.349
Beer, wine, and liquor stores.....	44531		06/00	133.400	135.459	136.452	135.428	135.349
Beer, wine, and liquor stores.....	445310		06/00	133.401	135.459	136.452	135.428	135.349
Primary services.....		445310-P	06/00	133.449	135.508	136.501	135.477	135.398
Beer, wine, and liquor store services.....		445310-1	06/00	133.449	135.508	136.501	135.477	135.398
Retailing of beer, wine, and liquor.....		445310-11	06/14	102.901	104.828	105.914	104.827	104.753
Retailing of all other goods and sales of prepared foods.....		445310-12	06/14	135.946	135.960	135.010	135.789	135.790
Health and personal care stores.....	446		12/03	148.390	148.999	149.293	148.944	148.931
Health and personal care stores.....	4461		12/03	148.468	149.077	149.371	149.022	149.009
Pharmacies and drug stores.....	44611		06/00	175.486	176.390	175.998	176.208	175.748
Pharmacies and drug stores.....	446110		06/00	175.485	176.389	175.998	176.207	175.748
Primary services.....		446110-P	06/00	175.302	176.230	175.839	176.048	175.590
Retailing of prescription drugs.....		446110-1	06/00	202.409	204.029	203.060	203.529	202.428
Retailing of over-the-counter drugs and all other goods.....		446110-4	06/00	174.705	174.583	175.182	174.956	175.590
Retailing of over-the-counter drugs.....		446110-41	06/00	136.454	136.350	132.964	137.181	136.851
Retailing of all other goods.....		446110-42	06/00	186.646	186.520	188.514	186.729	187.695
Optical goods stores.....	44613		12/03	127.334	126.066	126.066	126.063	126.063
Optical goods stores.....	446130		06/00	130.589	129.289	129.289	129.286	129.286
Primary services.....		446130-P	06/00	131.035	127.743	127.743	127.739	127.739
Optical goods store services.....		446130-1	06/00	131.035	127.743	127.743	127.739	127.739
Food (health) supplement stores.....	446191		12/99	211.612	214.183	222.821	215.235	219.822
Primary services.....		446191-P	12/99	211.655	214.227	222.867	215.279	219.867
Food (health) supplement store services.....		446191-1	12/99	211.655	214.227	222.867	215.279	219.867
Gasoline stations.....	447		06/01	141.949	148.916	140.559	152.187	161.853
Gasoline stations.....	4471		06/01	141.949	148.916	140.559	152.187	161.853

See footnotes at end of table.

Table 11. Producer price indexes for net output of selected industries and their products, not seasonally adjusted — Continued
 [December 2021]

Title ¹	Industry code	Product code	Index base	Unadjusted index ²				
				Aug. 2021	Sept. 2021 ^P	Oct. 2021 ^P	Nov. 2021 ^P	Dec. 2021 ^P
Gasoline stations.....	44710		06/01	141.949	148.916	140.559	152.187	161.853
Gasoline stations.....	447100		05/19	126.102	132.305	124.864	135.222	143.828
Primary products.....		447100-P	05/19	126.759	133.232	125.469	136.330	145.315
Gasoline station services.....		447100-1	05/19	126.759	133.232	125.469	136.330	145.315
Retailing of automotive fuels and lubricants.....		447100-11	05/19	140.130	150.726	138.241	154.981	175.553
Retailing of all other goods, sales of prepared foods, and repair services.....		447100-12	12/12	117.972	118.644	117.490	120.235	112.050
Clothing and clothing accessories stores.....	448		12/03	132.378	145.217	149.526	153.568	148.802
Clothing stores.....	4481		12/03	123.946	138.871	143.869	150.224	143.706
Clothing stores.....	44810		12/03	123.946	138.871	143.869	150.224	143.706
Clothing stores.....	448100		05/15	100.018	112.062	116.095	121.224	115.964
Primary services.....		448100-P	05/15	100.018	112.062	116.095	121.224	115.964
Retailing of apparel.....		448100-1	05/15	101.406	112.677	116.004	122.063	115.714
Retailing of men's apparel.....		448100-11	05/15	115.549	116.679	120.869	124.033	118.479
Retailing of women's apparel.....		448100-12	05/15	94.360	109.215	112.583	118.840	111.993
Retailing of children's apparel.....		448100-13	05/15	114.863	126.965	128.302	139.459	134.175
Retailing of all other goods.....		448100-2	05/15	94.532	109.768	116.705	118.029	117.221
Shoe stores.....	4482		12/03	135.787	144.257	148.168	143.602	144.571
Shoe stores.....	44821		12/03	135.787	144.257	148.168	143.602	144.571
Shoe stores.....	448210		06/02	138.526	147.167	151.156	146.499	147.487
Primary services.....		448210-P	06/02	138.526	147.167	151.156	146.499	147.487
Shoe store services.....		448210-1	06/02	138.526	147.167	151.156	146.499	147.487
Jewelry, luggage and leather goods stores.....	4483		12/03	167.464	170.822	170.767	169.849	169.952
Jewelry stores.....	44831		12/03	170.434	173.852	173.795	172.861	172.967
Jewelry stores.....	448310		06/00	185.160	188.873	188.812	187.797	187.911
Primary services.....		448310-P	06/00	185.495	189.215	189.153	188.137	188.251
Jewelry store services.....		448310-1	06/00	185.495	189.215	189.153	188.137	188.251
Sporting goods, hobby, and book stores.....	451		12/03	129.987	125.070	130.895	131.435	131.870
Sporting goods and hobby stores.....	4511		12/03	131.871	125.506	132.735	133.278	133.814
Sporting goods stores.....	45111		12/03	168.967	158.449	170.621	171.540	172.452
Sporting goods stores.....	451110		06/00	176.284	165.311	178.011	178.969	179.920
Primary services.....		451110-P	06/00	177.564	166.511	179.303	180.268	181.226
Sporting goods store services.....		451110-1	06/00	177.564	166.511	179.303	180.268	181.226
Retailing of sporting goods.....		451110-11	12/13	125.567	122.503	124.304	124.201	125.318
Retailing of all other goods.....		451110-12	12/13	128.254	112.790	-	-	-
Hobby, toy and game stores.....	45112		12/03	82.924	82.586	82.617	82.614	82.601
Hobby, toy, and game stores.....	451120		06/00	83.980	83.638	83.670	83.666	83.654
Primary services.....		451120-P	06/00	83.923	83.581	83.612	83.609	83.596
Hobby, toy, and game store services.....		451120-1	06/00	83.923	83.581	83.612	83.609	83.596
Retailing of hobby and craft goods, toys, and games (including video games).....		451120-11	12/13	85.714	85.896	85.964	85.953	85.932
Retailing of all other goods.....		451120-12	12/13	70.348	69.536	69.528	69.531	69.529
Book, periodical and music stores.....	4512		12/03	131.203	132.619	132.383	132.952	132.952
Book stores and news dealers.....	45121		12/03	144.599	146.160	145.900	146.527	146.527
Book stores.....	451211		06/00	179.820	181.761	181.438	182.218	182.218
Primary services.....		451211-P	06/00	179.717	181.669	181.344	182.123	182.123
Book store services.....		451211-1	06/00	179.717	181.669	181.344	182.123	182.123
Retailing of books.....		451211-101	06/14	123.995	126.180	126.268	127.054	127.054
Retailing of all other goods.....		451211-102	06/14	112.884	112.462	111.644	111.644	111.644
General merchandise stores.....	452		12/03	131.947	133.430	134.674	135.625	136.198
Department stores.....	4522		12/03	133.696	135.139	139.858	137.350	136.521
Department stores.....	45221		12/03	133.696	135.139	139.858	137.350	136.521
Department stores.....	452210		12/17	113.269	114.492	118.490	116.365	115.662
Primary services.....		452210-P	12/17	114.749	115.987	120.038	117.885	117.173
Department store services.....		452210-1	12/17	114.749	115.987	120.038	117.885	117.173
Other general merchandise stores.....	4523		12/03	126.436	127.886	127.487	129.995	131.192
Other general merchandise stores.....	45231		12/03	126.467	127.917	127.518	130.027	131.224
Other general merchandise stores.....	452310		12/03	126.491	127.941	127.542	130.052	131.250
Primary services.....		452310-P	12/03	126.170	127.690	127.272	129.903	131.159
Other general merchandise store services.....		452310-1	12/03	126.170	127.690	127.272	129.903	131.159
Warehouse clubs and supercenters.....		452310-11	12/03	115.852	117.716	117.207	120.261	121.640

See footnotes at end of table.

Table 11. Producer price indexes for net output of selected industries and their products, not seasonally adjusted — Continued
 [December 2021]

Title ¹	Industry code	Product code	Index base	Unadjusted index ²				
				Aug. 2021	Sept. 2021 ^P	Oct. 2021 ^P	Nov. 2021 ^P	Dec. 2021 ^P
Other general merchandise stores - Continued								
All other general merchandise stores.....		452310-12	12/03	141.460	141.018	141.121	141.139	141.509
Office supplies, stationery and gift stores.....	4532		12/03	153.833	160.187	162.747	162.615	160.863
Office supplies, stationery and gift stores.....	45320		12/03	153.833	160.187	162.747	162.615	160.863
Office supplies, stationery, and gift stores.....	453200		05/19	105.344	109.695	111.448	111.358	110.158
Primary services.....		453200-P	05/19	105.344	109.695	111.448	111.358	110.158
Office supplies, stationery, and gift store services.....		453200-1	05/19	105.344	109.695	111.448	111.358	110.158
Nonstore retailers.....	454		12/03	188.900	184.145	185.072	182.030	182.168
Electronic and mail-order shopping.....	454110		06/06	133.146	132.139	132.070	129.738	125.908
Primary services.....		454110-P	06/06	134.831	133.762	133.658	131.169	127.139
Electronic and mail-order shopping services.....		454110-1	06/06	134.831	133.762	133.658	131.169	127.139
Electronic and mail-order drugs, health aids, and cosmetics.....		454110-11	06/13	141.664	140.021	139.709	139.709	132.879
Electronic and mail-order apparel and footwear.....		454110-12	06/13	84.785	92.144	96.083	92.839	87.079
Electronic and mail-order electronic goods, including appliances.....		454110-13	06/13	119.250	126.646	122.861	122.405	123.501
Electronic and mail-order home furnishings, hardware, and related goods.....		454110-14	06/13	126.191	116.396	117.075	107.601	97.498
Electronic and mail-order services for all other goods.....		454110-15	06/13	139.988	133.682	134.338	130.149	131.068
Fuel dealers.....	45431		06/00	229.045	210.818	215.772	213.057	234.058
Fuel dealers.....	454310		06/00	229.038	210.812	215.766	213.051	234.051
Primary services.....		454310-P	06/00	239.005	219.985	225.154	222.322	244.236
Fuel dealer services.....		454310-1	06/00	239.005	219.985	225.154	222.322	244.236
Air transportation.....	481		12/92	226.041	203.683	210.802	219.471	227.617
Scheduled air transportation.....	4811		12/89	276.410	245.929	255.464	266.922	277.468
Scheduled air transportation.....	48111		12/89	276.410	245.929	255.464	266.922	277.468
Scheduled passenger air transportation.....	481111		12/89	280.327	247.423	257.001	268.988	280.404
Primary services.....		481111-P	12/89	306.121	270.190	280.648	293.738	306.205
Domestic.....		481111-1	12/89	314.584	280.924	293.872	309.364	316.083
Domestic first class, including business.....		481111-101	12/99	134.754	127.763	144.506	159.148	160.802
Domestic coach.....		481111-102	12/99	182.722	162.207	168.274	176.233	180.295
International.....		481111-2	12/89	251.844	213.630	216.403	221.762	248.170
International first class, including business.....		481111-201	09/18	91.652	74.896	78.917	88.508	90.852
International coach.....		481111-202	12/89	258.295	219.969	221.896	225.067	254.363
Scheduled freight air transportation.....	481112		12/03	162.443	165.766	172.332	175.188	173.700
Primary services.....		481112-P	12/87	180.649	184.514	194.797	194.279	191.392
Scheduled freight air transportation services.....		481112-1	12/87	189.126	193.323	204.483	203.921	200.786
Domestic scheduled freight air transportation services.....		481112-101	12/14	114.383	114.040	113.084	113.156	113.343
International scheduled freight air transportation services.....		481112-102	12/14	85.554	89.162	98.783	98.284	95.630
Scheduled mail air transportation services.....		481112-2	12/87	150.303	150.279	150.279	150.279	150.291
Nonscheduled air transportation.....	4812		12/96	180.254	180.771	181.596	183.503	186.571
Nonscheduled air transportation.....	48121		12/96	180.254	180.771	181.596	183.503	186.571
Nonscheduled air passenger chartering.....	481211		06/92	186.289	186.661	187.992	187.921	187.921
Primary services.....		481211-P	12/00	148.002	148.360	149.613	149.553	149.553
Domestic nonscheduled air passenger services.....		481211-1	06/08	105.730	106.046	107.151	107.118	107.118
International nonscheduled air passenger services.....		481211-2	06/08	104.245	104.245	104.245	104.159	104.159
Nonscheduled air freight chartering.....	481212		06/08	126.902	127.380	127.242	131.912	139.164
Primary services.....		481212-P	06/08	124.247	125.574	125.105	129.607	137.030
Domestic nonscheduled air freight services.....		481212-1	06/08	150.021	152.766	150.883	158.083	176.072
International nonscheduled air freight services.....		481212-2	06/08	91.964	92.804	92.619	95.733	100.108
Other receipts.....		481212-SM	06/08	162.040	146.355	152.531	159.816	162.954
Rail transportation.....	482		12/96	209.327	210.306	211.843	213.261	214.083
Rail transportation.....	4821		12/96	209.327	210.306	211.843	213.261	214.083
Rail transportation.....	48211		12/96	209.327	210.306	211.843	213.261	214.083
Line-haul railroads.....	482111		12/84	233.491	234.583	236.297	237.879	238.796
Primary services.....		482111-P	12/84	233.491	234.583	236.297	237.879	238.796
Freight rail transportation.....		482111-4	05/15	116.486	117.020	117.904	118.720	119.193
Carload freight rail transportation.....		482111-411	12/96	212.447	212.899	214.241	214.345	215.613
Intermodal freight rail transportation.....		482111-412	12/96	192.497	195.234	197.653	203.916	203.257
Passenger rail transportation.....		482111-5	12/96	176.652	177.978	177.978	177.978	177.978
Coach service class.....		482111-506	06/05	160.324	160.151	160.151	160.151	160.151
All other service classes.....		482111-507	06/05	152.477	155.643	155.643	155.643	155.643
Water transportation.....	483		12/03	150.948	153.608	157.702	156.337	162.012
Deep sea freight transportation.....	483111		06/88	334.857	342.044	353.074	345.094	365.516

See footnotes at end of table.

Table 11. Producer price indexes for net output of selected industries and their products, not seasonally adjusted — Continued
 [December 2021]

Title ¹	Industry code	Product code	Index base	Unadjusted index ²				
				Aug. 2021	Sept. 2021 ^P	Oct. 2021 ^P	Nov. 2021 ^P	Dec. 2021 ^P
Deep sea freight transportation - Continued								
Primary services.....		483111-P	06/88	342.087	349.428	360.697	352.545	373.407
Deep sea freight transportation services.....		483111-5	06/88	342.087	349.428	360.697	352.545	373.407
Coastal and Great Lakes freight transport.....								
Primary services.....	483113		12/03	165.752	168.738	172.518	174.475	176.266
Coastal and intercoastal freight transportation.....		483113-P	12/03	160.990	164.079	167.989	169.865	171.160
Great Lakes - St. Lawrence Seaway freight transportation.....		483113-1	12/03	130.327	134.292	139.050	140.735	141.844
Coastal and intercoastal towing transportation.....		483113-2	12/91	211.925	211.589	214.053	216.668	213.191
		483113-3	12/03	241.347	241.829	241.829	243.752	248.749
Inland water transportation.....								
Primary services.....	4832		12/03	160.266	160.694	162.933	163.592	164.385
Inland water transportation.....	48321		12/03	160.269	160.697	162.936	163.595	164.388
Inland water freight transportation.....								
Primary services.....	483211		12/90	203.310	203.861	206.701	207.536	208.542
Inland water freight transportation services.....		483211-P	12/90	207.694	207.001	210.026	210.912	211.978
		483211-3	12/90	207.694	207.001	210.026	210.912	211.978
Truck transportation.....								
General freight trucking.....	484		12/03	166.080	168.535	171.752	177.401	177.936
General freight trucking, local.....	4841		12/03	175.475	178.920	182.931	190.855	191.259
General freight trucking, local.....	48411		12/03	163.698	164.391	169.113	171.159	170.972
General freight trucking, local.....	484110		12/03	163.714	164.407	169.127	171.175	170.987
Primary services.....		484110-P	06/93	179.063	179.834	186.698	188.118	187.810
General freight trucking services, local.....		484110-1	06/93	179.063	179.834	186.698	188.118	187.810
General freight trucking, local, truckload.....		484110-15	06/09	123.592	124.145	130.621	130.850	130.850
General freight trucking, local, less than truckload.....		484110-16	06/09	136.691	137.216	137.216	140.565	139.687
Other receipts.....		484110-SM	12/03	170.410	171.094	171.210	175.651	—
General freight trucking, long-distance.....	48412		12/03	178.240	182.318	186.158	195.438	195.977
General freight trucking, long-distance TL.....	484121		12/03	164.691	169.595	173.862	184.043	184.980
Primary services.....		484121-P	06/92	186.702	191.074	198.381	207.131	208.212
General freight trucking, long-distance, truckload.....		484121-2	06/92	186.702	191.074	198.381	207.131	208.212
General freight trucking, long-distance LTL.....	484122		12/03	207.759	209.299	211.703	217.984	217.367
Primary services.....		484122-P	06/92	350.281	352.878	356.931	367.521	366.479
General freight trucking, long-distance less than truckload.....		484122-1	06/92	350.281	352.878	356.931	367.521	366.479
Specialized freight trucking.....	4842		12/03	145.749	146.069	147.531	148.278	149.103
Used household and office goods moving.....								
Primary services.....	48421		12/03	156.404	154.592	153.632	153.728	156.004
Used household and office goods moving.....	484210		12/03	156.368	154.557	153.597	153.693	155.969
Primary services.....		484210-P	12/03	159.330	157.484	156.506	156.604	158.923
Used household and office goods moving, except local.....		484210-2	06/92	243.347	239.194	241.789	241.441	243.958
Residential moving services, except local.....		484210-21	09/15	131.680	128.726	130.676	130.173	131.348
Commercial and other goods moving services, except local.....		484210-22	09/15	109.701	109.701	109.426	110.101	111.731
Used household and office goods moving, local.....		484210-4	12/03	141.462	141.462	135.570	136.269	139.587
Residential moving services, local.....		484210-41	09/15	124.838	124.838	117.464	118.244	121.419
Commercial and other goods moving services, local.....		484210-42	09/15	107.745	107.745	109.663	109.717	111.517
Specialized freight (except used) trucking, local.....	48422		12/03	144.908	145.455	146.368	146.990	147.375
Specialized freight (except used goods) trucking, local.....	484220		12/03	144.916	145.463	146.376	146.998	147.382
Primary services.....		484220-P	06/93	176.723	177.436	178.525	179.136	179.340
Specialized freight (except used goods) trucking, local.....		484220-6	06/93	176.723	177.436	178.525	179.136	179.340
Local hazardous materials trucking (except waste).....		484220-601	06/13	121.150	121.150	122.574	122.574	122.574
Local agricultural products trucking without storage.....		484220-602	06/13	89.160	89.160	91.688	91.688	91.877
Dump trucking.....		484220-603	06/13	108.257	108.257	108.257	108.257	108.257
Local specialized trucking without storage.....		484220-604	06/13	106.605	108.332	108.332	109.781	110.132
Specialized freight (except used) trucking, long-distance.....	48423		12/03	142.048	142.981	145.916	147.034	147.717
Specialized freight (except used goods) trucking, long-distance.....	484230		12/03	142.054	142.986	145.921	147.040	147.723
Primary services.....		484230-P	06/01	138.425	139.484	142.511	143.745	144.365
Specialized freight (except used goods) trucking, long-distance.....		484230-6	06/01	138.425	139.484	142.511	143.745	144.365
Agricultural products trucking, long-distance.....		484230-602	06/13	114.331	115.383	117.269	119.497	119.361
All other specialized trucking, long-distance.....		484230-603	06/13	110.952	111.777	114.287	115.111	115.696
Other receipts.....		484230-SM	12/03	173.191	173.093	175.305	175.495	—
Pipeline transportation of crude oil.....	4861		12/03	260.526	260.526	260.689	260.689	260.689
Pipeline transportation of crude oil.....	48611		12/03	260.526	260.526	260.689	260.689	260.689
Pipeline transportation of crude oil.....	486110		06/86	288.728	288.728	288.908	288.908	288.908
Primary services.....		486110-P	06/86	289.618	289.618	289.804	289.804	289.804
Pipeline transportation of crude oil.....		486110-3	06/86	281.018	281.018	281.199	281.199	281.199
Trans-Alaskan Pipeline System transportation.....		486110-311	06/86	131.786	131.786	131.786	131.786	131.786

See footnotes at end of table.

Table 11. Producer price indexes for net output of selected industries and their products, not seasonally adjusted — Continued
 [December 2021]

Title ¹	Industry code	Product code	Index base	Unadjusted index ²				
				Aug. 2021	Sept. 2021 ^P	Oct. 2021 ^P	Nov. 2021 ^P	Dec. 2021 ^P
Pipeline transportation of crude oil - Continued								
Pipeline transportation of crude petroleum, except on the Trans-Alaskan Pipeline System.....		486110-312	06/86	375.317	375.317	375.577	375.577	375.577
Other pipeline transportation.....	4869		12/03	190.798	190.798	190.793	190.793	190.793
Pipeline transportation of refined petroleum products.....	48691		12/03	190.798	190.798	190.793	190.793	190.793
Refined petroleum product pipeline transport.....	486910		06/86	218.351	218.351	218.345	218.345	218.345
Primary services.....		486910-P	06/86	218.712	218.712	218.706	218.706	218.706
Pipeline transportation of refined petroleum products.....		486910-1	06/86	221.834	221.834	221.828	221.828	221.828
Transportation support activities.....	488		12/03	146.389	156.658	154.877	153.953	158.184
Air transportation support activities.....	4881		12/96	196.438	195.095	192.872	191.960	191.708
Airport operations.....	48811		12/03	154.214	151.572	148.337	147.084	147.084
Other airport operations.....	488119		12/03	154.239	151.596	148.361	147.108	147.108
Primary services.....		488119-P	06/92	213.581	209.923	205.442	203.708	203.707
Aeronautical services.....		488119-5	06/14	122.149	122.005	119.416	119.645	119.644
Landing fees.....		488119-501	06/14	120.426	119.770	115.594	115.565	115.564
Terminal rental.....		488119-502	06/14	126.858	126.858	120.737	121.576	121.576
Other aeronautical services.....		488119-503	06/14	120.439	120.439	120.515	120.515	120.515
Non-aeronautical services.....		488119-6	06/14	120.479	114.590	112.114	108.740	108.740
Airport parking.....		488119-601	06/14	115.642	115.642	116.575	122.283	122.283
Lease space for rental cars.....		488119-602	06/14	166.992	144.744	133.758	106.686	106.686
Lease space for concessions.....		488119-603	06/92	145.547	133.567	135.442	133.530	133.530
Other non-aeronautical services.....		488119-604	06/14	107.172	107.172	103.088	103.088	103.088
Other air transportation support activities.....	48819		12/03	156.793	158.204	158.756	158.865	158.357
Other support activities for air transport.....	488190		12/03	156.788	158.199	158.751	158.860	158.352
Primary services.....		488190-P	06/92	201.728	203.534	204.157	204.256	203.683
Other air transportation support activities.....		488190-5	06/07	140.043	141.297	141.729	141.798	141.400
Water transportation support activities.....	4883		12/03	151.908	151.977	153.387	152.954	154.272
Port and harbor operations.....	48831		12/03	170.580	171.241	175.796	173.485	179.284
Port and harbor operations.....	488310		12/03	170.601	171.262	175.818	173.506	179.306
Primary services.....		488310-P	12/03	173.072	173.744	178.379	176.027	181.928
Port and harbor services.....		488310-1	12/03	173.072	173.744	178.379	176.027	181.928
Other receipts.....		488310-SM	12/03	158.710	158.742	159.084	159.084	159.092
Marine cargo handling.....	48832		12/03	151.156	151.241	152.161	152.161	152.183
Marine cargo handling.....	488320		12/91	170.261	170.357	171.394	171.394	171.418
Primary services.....		488320-P	12/91	165.943	166.042	167.105	167.105	167.130
Movement of containers.....		488320-8	12/98	148.955	149.055	150.077	150.077	150.102
Other marine cargo handling.....		488320-9	12/98	155.770	155.770	156.238	156.238	156.238
Navigational services to shipping.....	48833		12/03	143.495	142.958	142.958	142.958	144.056
Navigational services to shipping.....	488330		12/92	188.255	187.549	187.549	187.549	188.990
Primary services.....		488330-P	12/92	191.720	190.906	190.906	190.906	192.268
Navigational services to shipping and salvage.....		488330-1	12/92	191.720	190.906	190.906	190.906	192.268
Freight transportation arrangement.....	4885		12/96	132.219	151.982	149.402	148.261	155.870
Freight transportation arrangement.....	48851		12/96	132.219	151.982	149.402	148.261	155.870
Freight transportation arrangement.....	488510		12/94	134.917	155.082	152.449	151.285	159.050
Primary services.....		488510-P	12/94	135.749	156.594	153.841	152.660	160.301
Freight forwarding.....		488510-1	12/94	102.768	104.502	104.207	105.434	106.870
Arrangement of freight and cargo n.e.c.....		488510-2	12/94	167.086	206.171	201.071	197.591	211.152
U.S. Postal Service.....	491		06/89	242.176	255.319	257.916	257.916	257.916
U.S. Postal Service.....	4911		06/89	242.176	255.319	257.916	257.916	257.916
U.S. Postal Service.....	49111		06/89	242.176	255.319	257.916	257.916	257.916
U.S. Postal Service.....	491110		06/89	242.176	255.319	257.916	257.916	257.916
Primary services.....		491110-P	06/89	242.176	255.319	257.916	257.916	257.916
Mailing services (market dominant services).....		491110-7	12/12	117.350	125.532	125.708	125.708	125.708
First class mail.....		491110-71	06/89	211.112	225.564	226.124	226.124	226.124
Retail letters.....		491110-711	12/12	121.707	128.395	128.395	128.395	128.395
Commercial letters.....		491110-712	12/12	112.870	121.209	121.209	121.209	121.209
Retail and commercial flats.....		491110-713	12/12	107.964	119.389	119.389	119.389	119.389
Other first class mail and fees.....		491110-714	12/12	132.332	140.547	143.985	143.985	143.985
Periodicals mail.....		491110-72	06/89	271.113	294.311	294.311	294.311	294.311
Outside county.....		491110-721	06/89	276.596	300.568	300.568	300.568	300.568
Other periodicals mail and fees.....		491110-722	12/12	111.197	117.865	117.865	117.865	117.865

See footnotes at end of table.

Table 11. Producer price indexes for net output of selected industries and their products, not seasonally adjusted — Continued
 [December 2021]

Title ¹	Industry code	Product code	Index base	Unadjusted index ²				
				Aug. 2021	Sept. 2021 ^P	Oct. 2021 ^P	Nov. 2021 ^P	Dec. 2021 ^P
U.S. Postal Service - Continued								
Standard class mail.....		491110-73	06/89	264.895	283.443	283.443	283.443	283.443
High density and saturation flats and parcels.....		491110-731	12/12	106.508	111.482	111.482	111.482	111.482
Carrier route basic mail.....		491110-732	12/12	109.854	118.541	118.541	118.541	118.541
Bulk letters.....		491110-733	12/12	116.790	124.608	124.608	124.608	124.608
Bulk flats.....		491110-734	12/12	120.638	129.901	129.901	129.901	129.901
Other standard mail and fees.....		491110-735	12/12	132.842	144.959	144.959	144.959	144.959
Package services mail.....		491110-74	06/89	262.069	280.735	280.735	280.735	280.735
Special services and fees.....		491110-75	06/89	278.945	298.695	298.695	298.695	298.695
Shipping services (competitive services).....		491110-8	12/12	160.199	160.199	167.106	167.106	167.106
Domestic priority mail.....		491110-81	06/89	385.839	385.839	408.119	408.119	408.119
Other shipping services and shipping special services & fees.....		491110-82	12/12	179.057	179.057	184.121	184.121	184.121
Couriers and messengers.....	492		12/03	258.603	258.714	260.666	263.080	262.241
Couriers and express delivery services.....	4921		12/03	267.875	267.883	268.995	271.605	270.698
Couriers and express delivery services.....	49211		12/03	267.889	267.896	269.009	271.619	270.712
Couriers and express delivery services.....	492110		12/03	267.853	267.860	268.973	271.582	270.676
Primary services.....		492110-P	12/03	268.834	268.809	269.928	272.553	271.641
Standard courier services.....		492110-1	12/92	399.269	399.610	399.951	403.023	403.023
Expedited courier services.....		492110-2	12/87	395.889	395.035	399.539	405.194	400.921
Domestic expedited courier services.....		492110-201	12/98	356.471	355.706	359.815	364.890	361.081
International expedited courier services.....		492110-202	12/98	318.909	318.214	321.719	326.313	322.785
Local messengers and local delivery.....	4922		12/03	138.347	139.671	151.380	151.380	151.380
Local messengers and local delivery.....	49221		12/03	138.063	139.384	151.069	151.069	151.069
Local messengers and local delivery.....	492210		12/03	138.039	139.360	151.043	151.043	151.043
Primary services.....		492210-P	12/92	178.088	179.791	194.864	194.864	194.864
Local messengers and local delivery services.....		492210-1	12/92	178.088	179.791	194.864	194.864	194.864
Warehousing and storage.....	493		12/06	117.021	118.177	121.007	118.588	122.026
Warehousing and storage.....	4931		12/06	116.981	118.137	120.966	118.548	121.985
General warehousing and storage.....	49311		12/03	117.880	119.541	123.535	120.000	124.565
General warehousing and storage.....	493110		12/03	117.951	119.613	123.609	120.072	124.640
Primary services.....		493110-P	06/93	129.165	130.985	135.361	131.488	136.490
General warehousing and storage services.....		493110-1	06/93	129.165	130.985	135.361	131.488	136.490
Refrigerated warehousing and storage.....	49312		12/03	135.983	134.960	133.476	135.324	134.834
Refrigerated warehousing and storage.....	493120		12/91	149.439	148.315	146.684	148.715	148.176
Primary services.....		493120-P	12/91	149.698	148.572	146.938	148.973	148.433
Warehousing and storage of refrigerated goods.....		493120-2	12/91	149.869	148.741	147.105	149.143	148.602
Farm product warehousing and storage.....	49313		12/03	128.182	129.683	129.647	129.631	129.691
Farm product warehousing and storage.....	493130		12/92	149.036	150.781	150.740	150.721	150.790
Primary services.....		493130-P	12/92	147.426	149.311	149.311	149.311	149.311
Farm product warehousing and storage services.....		493130-1	12/92	147.426	149.311	149.311	149.311	149.311
Publishing industries, except Internet.....	511		12/03	119.015	119.108	119.475	119.613	118.944
Newspaper, book, and directory publishers.....	5111		12/03	138.955	139.809	139.258	140.126	140.762
Newspaper publishers.....	51111		12/79	549.177	551.098	556.233	558.536	560.986
Newspaper publishers.....	511110		12/79	550.757	552.684	557.833	560.143	562.600
Primary services.....		511110-P	12/79	565.072	567.049	572.333	574.702	577.224
Newspaper advertising sales.....		511110-5	09/15	89.458	89.362	90.327	90.369	90.528
Newspaper advertising sales, print only.....		511110-51	09/15	88.405	88.292	89.430	89.479	88.812
Newspaper advertising sales, digital only and print and digital bundled.....		511110-52	09/15	96.072	96.072	96.072	96.072	100.880
Newspaper subscription and single copy sales.....		511110-6	09/15	157.452	158.934	160.113	161.534	162.783
Newspaper subscriptions, print only.....		511110-61	09/15	156.666	158.181	158.956	160.405	161.711
Newspaper subscriptions, online only and print and online bundled.....		511110-62	09/15	165.589	166.739	172.004	173.143	173.812
Periodical publishers.....	51112		12/79	445.295	452.443	441.652	446.042	447.598
Periodical publishers.....	511120		12/79	445.268	452.391	441.630	446.022	447.574
Primary services.....		511120-P	12/79	456.702	455.340	454.733	460.164	460.164
Periodicals, advertising sales.....		511120-2	12/14	102.593	102.119	101.908	103.798	103.798
Specialized business and professional periodicals, advertising sales.....		511120-21	12/79	449.774	449.774	449.774	449.774	449.774
General and consumer periodicals, advertising sales.....		511120-22	12/79	641.256	637.861	636.347	649.889	649.889
Periodicals, subscriptions and single copy sales.....		511120-5	12/14	112.348	112.348	112.348	112.348	112.348
Specialized business and professional periodicals, subscriptions and single copy sales.....		511120-51	12/79	572.004	572.004	572.004	572.004	572.004
General and consumer periodicals, subscriptions and single copy sales.....		511120-52	12/06	111.881	111.881	111.881	111.881	111.881

See footnotes at end of table.

Table 11. Producer price indexes for net output of selected industries and their products, not seasonally adjusted — Continued
 [December 2021]

Title ¹	Industry code	Product code	Index base	Unadjusted index ²				
				Aug. 2021	Sept. 2021 ^P	Oct. 2021 ^P	Nov. 2021 ^P	Dec. 2021 ^P
Book publishers.....	51113		12/84	350.766	352.312	351.667	353.354	357.488
Book publishers.....	511130		12/80	477.652	479.758	478.879	481.178	486.810
Primary services.....		511130-P	12/80	483.700	485.952	485.012	487.470	493.493
Print book publishing.....		511130-F	09/15	116.215	116.943	117.560	117.847	119.040
General adult and juvenile book publishing.....		511130-F1	06/09	105.295	104.998	105.035	105.461	106.071
General adult book publishing.....		511130-F11	06/09	108.576	108.331	108.545	109.345	110.905
Juvenile book publishing.....		511130-F12	06/09	96.165	95.735	95.317	94.784	92.960
Textbook publishing, including teachers' editions and workbooks.....		511130-F2	12/80	801.181	816.499	826.751	831.691	824.035
College textbook publishing.....		511130-F21	12/80	882.579	892.156	927.371	912.847	886.550
Elementary and high school textbook publishing.....		511130-F22	12/02	175.249	179.284	179.284	182.236	182.236
Technical, scientific, and professional book publishing.....		511130-F3	12/80	752.543	755.181	752.456	752.415	776.770
General reference book publishing.....		511130-F4	12/80	211.105	216.354	215.042	224.211	224.211
Religious book publishing.....		511130-F5	12/80	224.137	219.829	230.322	225.536	222.571
Digital book publishing.....		511130-G	09/15	107.257	106.951	103.106	104.964	107.394
Ebook publishing.....		511130-G1	09/15	109.583	108.616	103.373	106.774	110.467
Other digital book publishing.....		511130-G2	09/15	102.785	103.750	102.592	101.484	101.484
Other receipts.....		511130-SM	12/80	398.155	398.155	398.155	398.155	398.155
Directory and mailing list publishers.....	51114		12/03	118.430	117.772	118.275	118.529	117.082
Directory and mailing list publishers.....	511140		12/03	118.418	117.760	118.262	118.517	117.070
Primary services.....		511140-P	12/03	116.860	116.189	116.701	116.961	115.484
Directory and mailing list publishing - advertising sales incl. telephone directory listings.....		511140-1	09/84	267.698	267.712	267.712	267.712	267.712
Directory and mailing list publishing - subscription, content, and licensing sales.....		511140-5	01/08	132.429	128.664	131.517	132.961	124.742
Other publishers.....	51119		12/03	113.579	113.256	113.414	115.069	115.069
Greeting card publishers.....	511191		12/85	199.897	199.677	199.697	203.429	203.429
Primary services.....		511191-P	12/85	217.775	217.550	217.550	221.944	221.944
Greeting card publishing.....		511191-3	12/85	219.978	219.751	219.751	224.189	224.189
All other publishers.....	511199		12/03	124.226	123.308	123.899	124.386	124.386
Primary services.....		511199-P	12/03	125.458	124.485	125.111	125.627	125.627
All other publishing including yearbooks, art prints, patterns, and trading cards.....		511199-6	12/03	125.458	124.485	125.111	125.627	125.627
Software publishers.....	5112		12/03	92.777	92.523	93.238	93.032	91.882
Software publishers.....	51121		12/03	92.776	92.523	93.238	93.032	91.882
Software publishers.....	511210		12/97	87.692	87.453	88.129	87.933	86.852
Primary services.....		511210-P	12/97	90.636	90.279	91.131	90.848	90.928
Software publishing, except games.....		511210-5	06/06	99.516	99.266	100.331	99.888	100.085
Application software publishing.....		511210-502	12/97	108.151	107.606	109.493	108.853	108.733
Desktop and portable device application software publishing.....		511210-50201	06/06	100.474	100.602	101.699	99.821	100.286
Other application software publishing.....		511210-50202	06/06	124.417	123.164	125.984	126.516	125.807
Software maintenance, technical support, and other services related to software publishing.....		511210-504	12/97	161.737	161.737	161.737	161.737	161.737
Game software publishing.....		511210-7	12/13	71.555	69.061	67.728	69.563	67.912
Broadcasting, except Internet.....	515		12/03	124.976	127.496	128.426	132.820	133.469
Radio and television broadcasting.....	5151		06/01	96.102	99.447	99.755	103.577	103.930
Radio broadcasting.....	51511		12/03	100.514	102.361	100.386	106.192	103.974
Radio broadcasting.....	515110		06/88	181.566	184.896	181.334	191.808	187.806
Primary services.....		515110-P	06/88	182.361	186.042	182.121	193.710	189.242
Radio station services.....		515110-1	06/88	193.328	198.537	192.988	209.387	203.065
Radio station advertising sales.....		515110-101	06/88	186.360	192.263	185.975	204.557	197.393
Radio station advertising sales, local.....		515110-10101	12/95	139.874	141.403	138.636	152.746	145.326
Radio station advertising sales, national and regional.....		515110-10102	12/95	123.789	135.797	126.176	138.065	139.002
Other radio station services.....		515110-102	12/03	141.978	141.978	141.978	141.978	141.978
Radio network and national syndication services.....		515110-2	12/95	117.746	117.746	117.746	117.746	117.746
Other receipts.....		515110-SM	12/03	133.904	133.858	133.785	133.567	133.944
Television broadcasting.....	51512		12/03	88.974	92.776	93.917	96.964	98.189
Television broadcasting.....	515120		06/01	89.722	93.556	94.706	97.782	99.014
Primary services.....		515120-P	06/01	80.311	83.373	84.248	87.263	87.979
Television advertising sales.....		515120-3	06/08	83.068	88.135	89.263	93.155	94.079
Other television broadcasting services.....		515120-4	06/08	124.703	117.939	117.939	117.939	117.939
Other receipts.....		515120-SM	06/01	100.514	104.946	107.149	107.308	111.548
Cable and other subscription programming.....	5152		12/03	146.438	148.371	149.748	154.598	155.450
Cable and other subscription programming.....	51521		12/03	148.960	150.926	152.327	157.260	158.127
Cable and other subscription programming.....	515210		12/03	146.506	148.439	149.817	154.669	155.522
Primary services.....		515210-P	12/03	153.061	155.081	156.520	161.589	162.480

See footnotes at end of table.

Table 11. Producer price indexes for net output of selected industries and their products, not seasonally adjusted — Continued
 [December 2021]

Title ¹	Industry code	Product code	Index base	Unadjusted index ²				
				Aug. 2021	Sept. 2021 ^P	Oct. 2021 ^P	Nov. 2021 ^P	Dec. 2021 ^P
Cable and other subscription programming - Continued								
Cable network advertising services.....		515210-1	06/93	181.661	190.310	196.475	218.180	221.993
Cable network programming services.....		515210-2	06/93	263.874	263.874	263.874	263.874	263.874
Telecommunications.....	517		12/03	102.427	102.192	102.507	102.109	102.332
Wired and wireless telecommunications carriers.....	5173		12/17	104.923	104.680	105.005	104.595	104.825
Wired and wireless telecommunications carriers.....	51731		12/17	104.923	104.680	105.005	104.595	104.825
Wired telecommunications carriers.....	517311		12/03	126.940	126.497	127.094	126.343	126.769
Primary products.....		517311-P	12/03	126.766	126.324	126.920	126.169	126.595
Local telephone service, except private lines.....		517311-1	12/03	144.950	145.069	145.034	145.030	145.030
Residence local telephone service.....		517311-111	12/03	159.187	159.187	159.187	159.187	159.187
Business and other local telephone service.....		517311-112	12/03	127.346	127.624	127.541	127.532	127.532
Public switched toll service.....		517311-2	12/03	124.397	124.309	124.506	124.891	124.891
Residence switched toll service.....		517311-21	12/03	180.857	180.857	180.857	180.857	180.857
Business switched toll and other toll service.....		517311-22	12/03	63.729	63.619	63.867	64.353	64.353
Private line telephone service.....		517311-3	12/03	94.669	94.669	94.669	94.669	94.669
All-distance telephone service.....		517311-4	12/11	138.013	138.013	138.013	138.010	138.010
Video programming distribution.....		517311-5	12/03	160.413	160.413	160.413	160.413	160.413
Video programming subscriber services.....		517311-501	06/93	226.228	226.228	226.228	226.228	226.228
Advertising services.....		517311-502	06/93	128.596	128.596	128.596	128.596	128.596
Internet access services.....		517311-6	06/04	60.546	60.546	60.481	60.481	60.567
Residential Internet access services.....		517311-601	12/11	89.389	89.389	89.186	89.186	89.456
Business Internet access services.....		517311-602	12/11	98.314	98.314	98.314	98.314	98.314
Bundled access services.....		517311-7	12/11	119.111	118.058	119.439	117.641	118.607
Other wired telecommunications services.....		517311-9	12/03	105.104	105.104	105.104	105.104	105.104
Wireless telecommunications carriers.....	517312		06/99	43.328	43.327	43.326	43.327	43.323
Primary services.....		517312-P	06/99	42.823	42.822	42.821	42.822	42.818
Wireless telecommunications services.....		517312-1	06/99	42.823	42.822	42.821	42.822	42.818
Data processing and related services.....	5182		12/03	111.731	111.581	111.779	111.773	111.791
Data processing and related services.....	51821		12/03	111.731	111.581	111.779	111.773	111.791
Data processing, hosting and related services.....	518210		12/00	115.331	115.177	115.381	115.375	115.393
Primary services.....		518210-P	12/00	111.486	111.279	111.553	111.544	111.569
Business process management services.....		518210-1	12/00	104.238	104.238	104.238	104.238	104.333
Data management, information transformation, and related services.....		518210-4	12/00	105.300	105.332	105.358	105.358	105.358
Hosting, ASP, and other IT infrastructure provisioning services.....		518210-5	12/06	113.270	112.875	113.366	113.350	113.357
Other receipts.....		518210-SM	12/00	128.221	128.221	128.221	128.221	128.221
Internet publishing and web search portals.....	519130		12/09	89.351	89.319	90.295	89.325	89.594
Primary services.....		519130-P	12/09	89.598	89.559	89.094	87.995	88.300
Internet publishing and web search portals - advertising sales.....		519130-1	12/09	68.079	68.028	67.122	65.256	65.664
Internet publishing and web search portals - subscription, content access, and licensing sales.....		519130-2	12/09	126.524	126.506	126.758	126.905	127.044
Other receipts.....		519130-SM	12/09	64.211	-	-	-	-
Depository credit intermediation.....	5221		12/03	101.229	101.927	100.599	102.454	100.838
Commercial banking.....	52211		12/03	102.695	103.397	101.914	103.973	102.127
Commercial banking.....	522110		12/03	102.695	103.397	101.914	103.973	102.127
Primary services.....		522110-P	12/03	102.695	103.397	101.914	103.973	102.127
Loan services.....		522110-1	12/03	147.606	149.592	145.704	150.558	149.865
Residential real estate loans, except home equity.....		522110-101	12/03	96.687	95.244	93.461	97.151	98.818
Nonresidential real estate loans.....		522110-102	12/03	268.499	267.454	256.934	267.159	261.653
Home equity loans.....		522110-103	12/03	179.023	179.559	177.587	178.197	178.499
Commercial, industrial, and agricultural loans, except real estate.....		522110-105	12/03	110.825	118.302	115.071	120.679	120.513
New and used auto and truck loans.....		522110-106	12/03	92.909	97.588	92.126	96.641	91.833
Credit cards, overdraft credit, and related plans.....		522110-107	12/03	152.170	155.887	151.453	154.541	150.363
Other loan services.....		522110-108	12/03	98.540	101.683	101.076	100.956	101.085
Deposit services.....		522110-2	12/03	59.293	59.000	59.421	59.531	56.685
Demand deposits.....		522110-201	12/11	85.914	85.021	85.237	86.233	80.307
Time and other deposits.....		522110-202	12/11	131.691	131.632	133.065	132.251	128.208
Trust services.....		522110-3	12/03	111.890	111.890	111.986	107.873	107.873
Other banking services.....		522110-4	12/03	104.289	104.053	103.448	103.768	103.452
Savings institutions.....	52212		12/03	92.052	92.757	93.242	92.730	93.827
Savings institutions.....	522120		12/03	92.053	92.757	93.243	92.731	93.827
Primary services.....		522120-P	12/03	92.201	92.907	93.393	92.880	93.978
Loan services.....		522120-1	12/03	98.912	99.569	99.882	99.222	100.673
Residential real estate loans, except home equity.....		522120-101	12/03	87.394	88.249	89.493	86.400	88.805
Nonresidential real estate loans.....		522120-102	12/03	152.923	150.897	151.277	155.256	154.633

See footnotes at end of table.

Table 11. Producer price indexes for net output of selected industries and their products, not seasonally adjusted — Continued
 [December 2021]

Title ¹	Industry code	Product code	Index base	Unadjusted index ²				
				Aug. 2021	Sept. 2021 ^P	Oct. 2021 ^P	Nov. 2021 ^P	Dec. 2021 ^P
Savings institutions - Continued								
Home equity loans.....		522120-103	12/03	195.319	195.760	190.142	202.963	212.834
Commercial, industrial, and agricultural loans, except real estate.....		522120-105	12/03	144.817	153.255	149.295	162.094	156.533
New and used auto and truck loans.....		522120-106	12/03	84.406	82.965	82.256	90.631	84.792
Credit cards, overdraft credit, and related plans.....		522120-109	12/11	103.701	106.671	105.060	103.126	100.860
Other loan services.....		522120-111	12/03	85.005	82.204	81.327	82.795	84.489
Deposit services.....		522120-2	12/03	95.326	96.239	97.094	96.726	97.446
Demand deposits.....		522120-201	12/11	87.223	87.386	87.063	85.591	84.360
Time and other deposits.....		522120-202	12/11	131.944	133.458	135.054	134.967	136.668
Trusts and other banking services.....		522120-3	12/03	152.640	152.640	152.640	152.640	153.066
Security, commodity contracts and like activity.....	523		12/03	229.934	231.982	225.579	233.123	232.865
Securities and commodity contracts intermediation and brokerage.....	5231		06/00	140.453	140.504	133.538	139.785	140.241
Investment banking and securities dealing.....	52311		12/03	290.939	289.688	272.444	291.338	291.783
Investment banking and securities dealing.....	523110		12/03	288.941	287.698	270.573	289.337	289.779
Primary services.....		523110-P	12/03	307.756	306.432	288.192	308.178	308.648
Dealer transactions.....		523110-2	06/00	160.194	151.463	125.872	153.974	152.220
Dealer transactions, equity securities.....		523110-201	06/05	208.377	194.251	153.471	196.312	194.237
Dealer transactions, debt securities and all other trading.....		523110-202	06/00	119.272	118.623	115.395	123.038	121.296
Investment banking services.....		523110-3	06/00	271.536	278.214	278.211	278.201	280.894
Other securities dealing services.....		523110-4	12/03	38.409	39.380	35.733	39.273	36.522
Securities brokerage.....	52312		12/03	81.750	82.511	79.974	80.400	80.934
Securities brokerage.....	523120		12/03	81.708	82.469	79.933	80.359	80.893
Primary services.....		523120-P	12/03	81.132	81.888	79.370	79.793	80.323
Brokerage services.....		523120-1	06/00	57.008	58.359	53.846	53.846	53.846
Brokerage services, equities and ETFs.....		523120-101	06/00	49.781	51.642	45.428	45.428	—
Brokerage services, all other securities.....		523120-102	06/00	74.466	74.466	74.466	74.466	74.466
Other securities related services including margin lending and mutual fund sales.....		523120-4	06/00	96.623	96.709	96.433	97.231	98.231
Portfolio management.....	52392		12/03	323.974	327.808	322.276	331.316	330.538
Portfolio management.....	523920		06/02	319.799	323.584	318.123	327.047	326.279
Primary services.....		523920-P	06/02	337.543	341.537	335.773	345.193	344.382
Mutual fund and exchange traded fund management.....		523920-1	06/02	442.350	450.835	438.945	462.703	462.177
Management of equity funds.....		523920-101	01/17	233.357	240.359	231.190	250.876	250.520
Management of bond funds.....		523920-102	01/17	116.894	116.891	116.301	116.141	116.014
Management of other funds.....		523920-103	01/17	100.957	100.986	100.480	100.575	100.566
Private portfolio management.....		523920-2	06/02	284.914	286.534	284.006	285.804	284.830
Management of equity private portfolios.....		523920-201	01/17	153.287	154.807	150.929	152.743	151.749
Management of bond private portfolios.....		523920-202	01/17	102.853	102.849	103.164	103.115	103.063
Management of other private portfolios.....		523920-203	01/17	120.819	121.029	122.763	122.839	122.885
Investment advice.....	52393		12/03	249.990	255.444	250.835	256.145	253.865
Investment advice.....	523930		12/03	249.930	255.383	250.775	256.083	253.804
Primary services.....		523930-P	06/02	255.014	260.578	255.876	261.292	258.967
Investment advisory services.....		523930-1	06/02	255.014	260.578	255.876	261.292	258.967
Insurance carriers and related activities.....	524		12/03	143.724	143.808	143.759	143.751	143.823
Insurance carriers.....	5241		12/03	144.254	144.329	144.275	144.266	144.340
Direct life/health/medical insurance carriers.....	52411		12/03	149.565	149.625	149.616	149.618	149.616
Direct life insurance carriers.....	524113		12/98	116.640	116.554	116.574	116.580	116.573
Primary services.....		524113-P	12/98	116.429	116.342	116.362	116.368	116.361
Life insurance policies.....		524113-1	12/98	109.871	109.759	109.752	109.733	109.733
Individual life insurance policies.....		524113-101	12/98	116.744	116.950	116.960	116.934	116.934
Term life insurance policies.....		524113-10101	12/98	113.216	113.214	113.251	113.159	113.159
Whole life insurance policies.....		524113-10102	12/98	119.892	120.369	120.369	120.369	120.369
Universal life insurance policies.....		524113-10103	12/98	115.923	115.923	115.921	115.916	115.916
Variable-universal and other individual life insurance policies.....		524113-10105	12/17	102.719	102.719	102.719	102.719	102.719
Group life insurance policies.....		524113-102	12/98	93.409	92.329	92.273	92.273	92.273
Annuities.....		524113-2	12/98	152.772	152.761	152.903	153.014	152.974
Variable deferred annuities.....		524113-201	12/98	187.922	187.922	187.922	187.922	187.922
Fixed-rate deferred annuities.....		524113-202	12/98	115.951	115.951	116.503	116.485	116.485
Immediate annuities.....		524113-203	12/98	147.481	147.365	146.599	147.955	147.486
Disability insurance policies.....		524113-3	06/06	103.115	103.115	103.115	103.115	103.115
Direct health and medical insurance carriers.....	524114		12/02	190.408	190.562	190.536	190.536	190.536
Primary services.....		524114-P	12/02	193.217	193.375	193.348	193.348	193.348
Medical service plans.....		524114-1	12/02	201.863	202.034	202.005	202.005	202.005
Comprehensive medical service plans.....		524114-101	12/02	205.214	205.403	205.447	205.447	205.447

See footnotes at end of table.

Table 11. Producer price indexes for net output of selected industries and their products, not seasonally adjusted — Continued
 [December 2021]

Title ¹	Industry code	Product code	Index base	Unadjusted index ²				
				Aug. 2021	Sept. 2021 ^P	Oct. 2021 ^P	Nov. 2021 ^P	Dec. 2021 ^P
Direct health and medical insurance carriers - Continued								
Group managed care medical service plans.....		524114-10101	12/02	204.836	205.131	205.199	205.199	205.199
Group fee-for-service medical service plans.....		524114-10102	12/02	184.644	184.644	184.644	184.644	184.644
Individual comprehensive medical service plans.....		524114-10103	12/02	309.415	309.415	309.415	309.415	309.415
Non-comprehensive medical service plans.....		524114-103	06/07	126.946	126.993	126.696	126.696	126.696
Dental service plans.....		524114-10301	12/02	135.906	135.889	135.186	135.186	135.186
Supplemental Medicare service plans.....		524114-10302	12/02	155.557	155.771	155.785	155.785	155.785
Other medical service plans.....		524114-10303	12/02	168.556	168.556	168.556	168.556	168.556
Indemnity health insurance plans.....		524114-2	12/02	113.892	113.892	113.892	113.892	113.892
Other direct insurance carriers.....	52412		12/98	157.072	157.198	157.034	156.999	157.255
Direct property and casualty insurers.....	524126		06/98	157.187	157.313	157.149	157.114	157.370
Primary services.....		524126-P	06/98	157.321	157.447	157.283	157.248	157.504
Private passenger auto insurance.....		524126-1	06/98	185.571	185.520	185.055	185.073	185.104
Homeowner's insurance.....		524126-2	06/98	215.685	216.373	216.501	216.430	217.268
Commercial auto insurance.....		524126-3	06/98	128.360	129.019	128.960	128.454	127.930
Non-auto liability insurance.....		524126-4	06/98	123.560	123.539	123.549	123.445	123.288
Medical malpractice insurance.....		524126-402	06/98	115.709	115.709	115.709	115.709	115.709
Product and other non-auto liability insurance.....		524126-403	06/98	125.084	125.058	125.070	124.942	124.748
Commercial multiple peril insurance.....		524126-5	06/98	132.617	133.674	133.691	133.691	135.924
Worker's compensation insurance.....		524126-6	06/98	94.049	93.487	93.467	93.352	93.352
Other property and casualty insurance.....		524126-7	12/03	116.766	116.763	116.757	116.859	116.897
Insurance agencies and brokerages.....	52421		12/03	112.981	113.271	113.374	113.391	113.405
Insurance agencies and brokerages.....	524210		12/02	116.980	117.279	117.386	117.404	117.419
Primary services.....		524210-P	12/02	117.712	118.027	118.139	118.158	118.173
Sale of property and casualty insurance.....		524210-1	12/02	118.815	119.242	119.429	119.434	119.460
Sale of personal property and casualty insurance.....		524210-101	06/09	114.711	115.255	115.255	115.265	115.316
Sale of private passenger auto insurance.....		524210-10101	12/02	118.136	118.156	118.156	118.156	118.233
Sale of homeowner's insurance.....		524210-10102	12/02	124.252	126.405	126.405	126.405	126.405
Sale of other personal property and casualty insurance.....		524210-10103	06/09	101.483	101.601	101.601	101.730	101.730
Sale of commercial property and casualty insurance.....		524210-102	12/02	120.353	120.652	121.022	121.022	121.022
Sale of life insurance and annuities.....		524210-2	12/02	106.082	106.082	106.082	106.201	106.201
Sale of health and medical insurance.....		524210-3	12/02	132.612	133.079	133.079	133.079	133.079
Sale of other insurance.....		524210-4	12/02	103.107	103.107	103.107	103.107	103.107
Lessors of nonresidential buildings (except miniwarehouses).....	53112		12/03	133.812	134.348	132.399	132.934	133.877
Lessors of nonresidential buildings.....	531120		12/95	156.549	157.176	154.897	155.523	156.626
Primary services.....		531120-P	12/95	152.126	152.735	150.520	151.128	152.200
Leasing of shopping centers and retail stores.....		531120-1	12/95	136.005	140.225	134.934	133.100	138.074
Leasing of professional and office buildings.....		531120-2	12/95	165.062	164.356	165.996	168.159	168.481
Leasing of manufacturing and industrial buildings.....		531120-3	12/95	131.903	132.630	132.903	132.937	133.386
Leasing of other nonresidential buildings and facilities.....		531120-7	12/02	171.351	160.342	148.975	154.182	139.842
Lessors of miniwarehouse and self storage units.....	53113		12/03	162.724	164.985	167.226	167.773	169.838
Miniwarehouse and self-storage unit operators.....	531130		12/03	162.715	164.975	167.217	167.763	169.828
Primary services.....		531130-P	06/93	247.267	250.703	254.109	254.939	258.077
Miniwarehouse and self-storage unit operation.....		531130-1	06/93	247.267	250.703	254.109	254.939	258.077
Offices of real estate agents and brokers.....	5312		12/03	170.740	172.150	172.634	173.141	173.489
Offices of real estate agents and brokers.....	53121		12/03	170.740	172.150	172.634	173.141	173.489
Offices of real estate agents and brokers.....	531210		12/03	170.629	172.039	172.522	173.029	173.376
Primary services.....		531210-P	12/03	170.650	172.060	172.543	173.050	173.398
Real estate brokerage, residential property sales and leases.....		531210-1	12/95	234.543	236.625	236.818	237.592	237.773
Real estate brokerage, nonresidential property sales and leases including land sales and leases.....		531210-6	12/06	136.865	137.617	139.236	139.439	140.496
Real estate brokerage, nonresidential property sales including land sales.....		531210-601	12/09	148.623	150.210	153.412	153.850	156.082
Real estate brokerage, nonresidential property leases including land leases.....		531210-602	12/09	127.413	127.416	127.618	127.612	127.615
Real estate property managers.....	53131		12/03	121.735	122.153	122.164	122.464	123.063
Residential property managers.....	531311		12/03	135.863	136.151	135.955	136.272	137.375
Primary services.....		531311-P	12/03	137.864	138.155	137.957	138.279	139.398
Residential property management services.....		531311-1	12/95	144.010	144.315	144.107	144.444	145.613
Nonresidential property managers.....	531312		12/03	98.417	99.073	99.448	99.720	99.438
Primary services.....		531312-P	12/03	98.417	99.073	99.448	99.720	99.438
Nonresidential property management services.....		531312-1	12/95	109.273	110.001	110.417	110.720	110.407
Offices of real estate appraisers.....	531320		12/03	107.085	108.666	108.162	108.943	111.054
Primary services.....		531320-P	12/03	108.757	110.363	109.851	110.644	112.788
Real estate appraisal services.....		531320-1	12/95	116.243	117.959	117.412	118.260	120.551

See footnotes at end of table.

Table 11. Producer price indexes for net output of selected industries and their products, not seasonally adjusted — Continued
 [December 2021]

Title ¹	Industry code	Product code	Index base	Unadjusted index ²				
				Aug. 2021	Sept. 2021 ^P	Oct. 2021 ^P	Nov. 2021 ^P	Dec. 2021 ^P
Automotive equipment rental and leasing.....	5321		06/01	161.847	149.734	156.753	154.431	149.492
Passenger car rental and leasing.....	53211		12/03	152.471	136.301	145.322	142.195	136.759
Passenger car rental.....	532111		12/91	223.792	200.058	213.300	208.710	200.732
Primary services.....		532111-P	12/91	222.647	199.034	212.208	207.642	199.704
Standard passenger car rental.....		532111-2	12/91	223.419	191.886	207.663	201.625	191.647
Passenger car rental for business travel.....		532111-211	12/98	93.990	88.916	94.452	91.586	89.817
Passenger car rental for leisure travel.....		532111-221	12/98	240.046	199.337	217.206	210.992	198.246
Replacement passenger car rental.....		532111-3	12/91	244.403	250.780	254.705	255.691	255.269
Truck, utility trailer and RV rental and leasing.....	53212		12/03	135.747	135.960	136.595	136.695	134.261
Truck, utility trailer, and RV rental and leasing.....	532120		06/91	155.845	156.088	156.817	156.924	154.144
Primary services.....		532120-P	06/91	151.791	152.059	152.802	153.215	149.938
Rental of trucks, truck trailers, RVs.....		532120-1	06/91	162.860	161.327	163.673	164.255	154.684
Leasing of trucks, truck trailers, and RVs.....		532120-4	06/91	137.541	138.874	138.620	138.910	139.572
Other receipts.....		532120-SM	06/91	175.484	175.556	176.146	174.200	174.888
Other heavy machinery rental and leasing.....	532412		12/03	121.534	121.642	122.282	122.335	123.043
Primary services.....		532412-P	12/03	110.585	110.759	110.952	110.957	110.922
Construction equipment rental and leasing.....		532412-1	12/03	117.984	118.254	118.552	118.560	118.506
Oilfield and well drilling equipment rental and leasing.....		532412-2	12/03	94.347	94.347	94.347	94.347	94.347
Other receipts.....		532412-SM	12/03	169.558	169.558	171.221	171.379	173.711
Legal services.....	5411		12/96	243.974	243.789	244.604	244.353	244.557
Offices of lawyers.....	54111		12/96	243.974	243.789	244.604	244.353	244.557
Offices of lawyers.....	541110		12/96	243.974	243.789	244.604	244.353	244.557
Primary services.....		541110-P	12/96	243.226	243.042	243.855	243.604	243.808
Labor and employment legal services.....		541110-A	12/14	113.198	113.157	115.391	113.863	114.704
Criminal legal services.....		541110-B	12/14	100.346	100.346	100.346	100.346	100.346
Other legal services.....		541110-C	12/14	111.389	111.389	111.389	111.389	111.389
Real estate legal services.....		541110-2	12/96	228.254	227.470	228.251	228.699	228.899
Civil negligence legal services.....		541110-3	12/96	184.142	184.396	185.087	185.117	185.173
Defendant representation.....		541110-301	12/96	241.204	240.854	242.325	242.378	242.483
Plaintiff representation.....		541110-302	12/96	121.868	122.587	122.587	122.597	122.607
Wills, estate planning, and probate.....		541110-6	12/96	227.043	227.043	227.043	227.043	227.043
Business and commercial legal services.....		541110-9	12/14	138.530	138.366	138.810	138.663	138.761
Tax legal services.....		541110-901	12/14	140.604	140.604	140.637	140.593	140.593
Intellectual property legal services.....		541110-902	12/14	132.530	132.530	132.435	131.767	132.983
Bankruptcy and other business and commercial legal services.....		541110-903	12/14	139.435	139.233	139.792	139.728	139.641
Offices of certified public accountants.....	541211		12/03	125.649	126.430	125.943	126.170	126.478
Primary services.....		541211-P	12/03	127.623	128.491	127.884	128.032	128.415
Other accounting services.....		541211-A	12/08	102.486	104.242	101.682	102.119	102.123
Financial auditing.....		541211-4	06/95	158.913	158.451	157.199	157.083	157.224
Tax preparation and planning.....		541211-5	06/95	165.765	167.588	168.690	168.939	170.013
Bookkeeping and compilation.....		541211-9	12/08	129.940	130.938	130.379	130.549	130.737
Other accounting services.....	541219		12/03	146.683	146.767	147.227	147.072	147.072
Primary services.....		541219-P	12/03	146.833	146.916	147.377	147.222	147.222
Other accounting services (non-CPA firms).....		541219-1	12/03	146.833	146.916	147.377	147.222	147.222
Architectural, engineering and related services.....	5413		12/96	175.013	175.058	175.766	175.999	175.843
Architectural services.....	54131		12/03	121.178	121.649	121.717	121.919	121.922
Architectural services.....	541310		12/96	146.324	146.893	146.974	147.219	147.222
Primary services.....		541310-P	12/96	148.927	149.574	149.667	149.945	149.949
Residential building projects.....		541310-1	12/96	166.738	168.296	168.296	168.296	168.296
Nonresidential building projects.....		541310-7	12/10	108.965	109.335	109.419	109.670	109.673
Commercial and industrial building projects.....		541310-71	09/19	100.621	100.701	100.778	100.778	100.778
Institutional building projects.....		541310-72	09/19	102.944	103.536	103.631	104.072	104.077
Other architectural services, incl. historic restoration & architectural consulting services.....		541310-8	12/10	124.127	124.341	124.341	124.341	124.341
Engineering services.....	54133		12/03	143.240	143.208	143.854	144.039	143.893
Engineering services.....	541330		12/96	180.830	180.789	181.605	181.839	181.655
Primary services.....		541330-P	12/96	181.387	181.341	182.255	182.510	182.303
Building related engineering projects.....		541330-1	12/96	170.061	170.057	170.425	170.441	170.443
Residential building engineering projects.....		541330-101	12/09	107.047	107.047	107.646	107.646	107.646
Commercial, public, and institutional building engineering projects.....		541330-102	12/09	124.239	124.229	124.822	124.869	124.874
Industrial and manufacturing plant and process engineering projects.....		541330-103	12/09	120.904	120.904	120.987	120.987	120.987
Non-building related engineering projects.....		541330-2	12/96	186.741	186.661	188.006	188.452	188.078
Transportation engineering projects.....		541330-201	12/09	126.005	125.946	126.411	127.715	126.621
Highway and roadway engineering projects.....		541330-20101	12/09	122.402	122.206	122.808	122.888	122.635

See footnotes at end of table.

Table 11. Producer price indexes for net output of selected industries and their products, not seasonally adjusted — Continued
 [December 2021]

Title ¹	Industry code	Product code	Index base	Unadjusted index ²				
				Aug. 2021	Sept. 2021 ^P	Oct. 2021 ^P	Nov. 2021 ^P	Dec. 2021 ^P
Engineering services - Continued								
Other transportation engineering projects, including mass transit engineering projects.....		541330-20102	12/09	131.156	131.279	131.564	134.501	132.285
Municipal utility and power generation and distribution engineering projects.		541330-202	12/09	130.412	130.402	132.429	132.431	132.431
All other non-building related engineering projects.....		541330-203	12/09	127.839	127.747	127.986	127.985	127.985
Other receipts.....		541330-SM	12/96	174.940	174.945	174.980	175.039	175.040
Management and technical consulting services.....	5416		06/06	125.900	125.719	127.231	126.751	126.501
Management consulting services.....	54161		06/06	125.900	125.719	127.232	126.752	126.501
Management consulting services.....	541610		06/06	125.906	125.725	127.238	126.758	126.508
Primary services.....		541610-P	06/06	126.033	125.852	127.366	126.886	126.635
Administrative and general management consulting services.....		541610-1	06/06	146.007	146.025	146.945	147.057	146.988
Marketing consulting services.....		541610-3	06/06	67.322	67.322	67.322	67.322	67.322
Process, physical distribution and logistics consulting services.....		541610-4	06/06	103.465	103.102	108.069	107.337	105.919
Human resources consulting services.....		541610-5	06/06	105.901	104.189	107.748	102.405	101.988
Other management consulting services.....		541610-8	06/06	92.834	92.776	93.192	93.168	92.769
Advertising agencies.....	54181		12/03	114.136	114.140	114.067	113.308	113.343
Advertising agencies.....	541810		06/95	138.353	138.358	138.270	137.349	137.392
Primary services.....		541810-P	06/95	140.136	140.142	140.042	138.997	139.045
Advertising agency services.....		541810-4	09/21	-	100.000	99.929	99.183	99.217
Advertising creative services billed separately.....		541810-401	06/95	140.139	140.139	139.723	135.253	135.253
Advertising placement services, including bundled placement and creative services.....		541810-402	06/95	145.230	145.238	145.229	145.173	145.244
Other advertising services billed separately.....		541810-403	12/08	99.782	99.782	99.782	99.782	99.782
Other receipts.....		541810-SM	06/95	126.984	126.984	126.984	126.984	126.984
Employment services.....	5613		12/96	151.477	151.532	151.763	153.007	154.345
Employee leasing services.....	56133		12/03	128.154	128.266	128.441	128.440	128.440
Professional employer organizations.....	561330		12/03	128.154	128.266	128.441	128.440	128.440
Primary services.....		561330-P	06/94	165.733	165.880	166.108	166.107	166.107
Co-employment staffing.....		561330-1	06/94	165.733	165.880	166.108	166.107	166.107
Staffing services (except PEOs).....	56138		12/10	125.954	125.957	126.163	127.899	129.766
Staffing services (except PEOs).....	561380		12/10	125.946	125.949	126.155	127.890	129.757
Primary services.....		561380-P	12/10	126.410	126.466	126.712	128.500	130.336
Temporary help services.....		561380-1	06/94	165.002	165.122	165.864	168.410	170.930
Temporary help services, office and clerical.....		561380-101	06/94	164.539	163.018	167.691	169.522	170.267
Temporary help services, light and heavy industrial.....		561380-102	06/94	176.900	178.852	174.433	177.695	179.477
Temporary help services, technical and professional.....		561380-103	06/94	92.525	91.137	91.714	92.199	92.571
Temporary help services, medical.....		561380-104	06/94	175.427	182.402	189.882	200.858	216.904
Temporary help services, other.....		561380-105	06/94	180.058	180.522	179.704	179.898	180.738
Employment placement services.....		561380-2	12/03	134.363	135.284	132.556	132.805	134.515
Executive search services.....		561380-3	12/06	101.960	99.455	98.831	100.177	100.103
Travel agencies.....	56151		12/03	99.533	100.133	98.487	98.065	97.172
Travel agencies.....	561510		12/89	111.498	112.171	110.326	109.853	108.852
Primary services.....		561510-P	12/89	110.146	110.836	108.960	108.492	107.500
Flight bookings.....		561510-1	12/89	83.972	84.627	83.641	83.910	84.046
Domestic flight bookings.....		561510-111	12/89	68.608	68.737	69.130	69.466	69.339
International flight bookings.....		561510-112	12/89	70.818	71.622	70.048	70.202	70.464
Other travel agency services, except flight bookings.....		561510-2	12/89	163.088	164.011	160.901	159.739	157.602
Hotel and car rental bookings.....		561510-211	12/89	161.593	159.272	151.350	152.452	154.052
Hotel bookings.....		561510-2111	12/11	101.683	100.887	96.619	96.895	97.746
Car rental bookings.....		561510-2112	12/11	112.173	107.283	98.240	101.066	102.945
Cruise and tour bookings.....		561510-222	06/02	101.649	105.408	101.688	97.990	91.431
Cruise bookings.....		561510-2221	12/11	119.457	119.052	107.741	102.207	96.604
Packaged tour bookings.....		561510-2222	12/11	85.974	91.648	92.090	89.576	82.941
All other travel agency services.....		561510-233	06/02	126.570	126.570	126.570	126.570	126.570
Security guards and patrol services.....	561612		12/04	137.743	139.114	139.895	139.851	140.614
Primary services.....		561612-P	12/04	137.577	138.946	139.725	139.682	140.444
Security guard services.....		561612-1	12/04	137.577	138.946	139.725	139.682	140.444
Janitorial services.....	56172		12/03	125.484	125.996	126.247	126.565	129.596
Janitorial services.....	561720		12/94	148.438	149.044	149.342	149.717	153.303
Primary services.....		561720-P	12/94	148.829	149.466	149.779	150.174	153.948
Janitorial cleaning services.....		561720-5	12/94	148.829	149.466	149.779	150.174	153.948
Nonresidential cleaning services.....		561720-51	06/03	122.699	123.209	123.497	123.861	127.335
Residential cleaning services.....		561720-52	06/03	161.447	162.310	162.310	162.310	162.310
Waste collection.....	5621		12/03	154.176	154.763	156.163	156.273	156.432

See footnotes at end of table.

Table 11. Producer price indexes for net output of selected industries and their products, not seasonally adjusted — Continued
 [December 2021]

Title ¹	Industry code	Product code	Index base	Unadjusted index ²				
				Aug. 2021	Sept. 2021 ^P	Oct. 2021 ^P	Nov. 2021 ^P	Dec. 2021 ^P
Waste collection.....	56211		12/03	154.176	154.763	156.163	156.273	156.432
Solid waste collection.....	562111		12/03	154.194	154.781	156.182	156.292	156.451
Primary services.....		562111-P	06/93	211.305	212.051	214.167	214.298	214.712
Solid waste collection services.....		562111-2	06/93	211.305	212.051	214.167	214.298	214.712
Offices of physicians.....	6211		12/96	142.508	142.849	142.945	143.324	143.637
Offices of physicians.....	62111		12/96	142.508	142.849	142.945	143.324	143.637
Offices of physicians, except mental health.....	621111		12/93	153.577	153.944	154.047	154.456	154.793
Primary services.....		621111-P	12/93	154.196	154.578	154.685	155.110	155.449
One and two physician practices and single specialty group practices.....		621111-4	12/93	148.955	149.370	149.398	149.464	149.464
General/family practice.....		621111-411	12/93	160.196	161.368	161.617	161.617	161.617
Internal medicine.....		621111-412	12/99	136.724	136.724	136.724	136.724	136.724
General surgery and other surgical specialties.....		621111-413	12/99	116.634	116.634	116.634	116.634	116.634
Pediatrics.....		621111-414	12/93	239.215	246.665	246.603	246.603	246.603
Obstetrics/gynecology.....		621111-415	12/93	142.785	142.785	142.785	142.785	142.785
Other specialty.....		621111-419	12/99	128.881	128.881	128.881	129.128	129.128
Multispecialty group practice.....		621111-5	12/93	177.973	178.269	178.631	180.203	181.622
Offices of dentists.....	6212		06/10	122.994	123.275	123.275	123.275	123.275
Offices of dentists.....	62121		06/10	122.994	123.275	123.275	123.275	123.275
Offices of dentists.....	621210		06/10	122.997	123.277	123.277	123.277	123.277
Primary services.....		621210-P	06/10	123.144	123.427	123.427	123.427	123.427
Dental visits and consultations.....		621210-1	06/10	133.244	134.112	134.112	134.112	134.112
Private insurance patients: dental visits and consultations.....		621210-11	06/14	125.427	125.427	125.427	125.427	125.427
Medicare, Medicaid and all other patients: dental visits and consultations.....		621210-12	06/14	117.597	119.465	119.465	119.465	119.465
Dental surgical intervention services.....		621210-2	06/10	114.092	114.092	114.092	114.092	114.092
Private insurance patients: dental surgical intervention services.....		621210-21	06/14	111.951	111.951	111.951	111.951	111.951
Medicare, Medicaid and all other patients: dental surgical intervention services.....		621210-22	06/14	107.602	107.602	107.602	107.602	107.602
Dental non-surgical intervention services.....		621210-3	06/10	119.516	119.516	119.516	119.516	119.516
Private insurance patients: dental non-surgical intervention services.....		621210-31	06/14	108.813	108.813	108.813	108.813	108.813
Medicare, Medicaid and all other patients: dental non-surgical intervention services.....		621210-32	06/14	115.460	115.460	115.460	115.460	115.460
Medical and diagnostic laboratories.....	6215		12/03	103.759	103.813	103.754	103.751	103.751
Medical and diagnostic laboratories.....	62151		12/03	103.759	103.813	103.754	103.751	103.751
Medical laboratories.....	621511		12/03	101.432	101.364	101.271	101.266	101.266
Primary services.....		621511-P	06/94	120.671	120.589	120.479	120.473	120.473
Medical laboratory services.....		621511-2	06/94	120.671	120.589	120.479	120.473	120.473
Medicare patients.....		621511-23	06/14	78.943	78.943	78.943	78.943	78.943
Medicaid patients.....		621511-24	06/14	95.989	95.989	95.989	95.928	95.928
Private insurance patients.....		621511-25	06/14	99.153	99.037	98.882	98.882	98.882
All other patients.....		621511-26	06/14	101.623	101.623	101.623	101.623	101.623
Diagnostic imaging centers.....	621512		12/03	106.641	106.910	106.910	106.910	106.910
Primary services.....		621512-P	06/94	111.898	112.179	112.179	112.179	112.179
Diagnostic imaging services.....		621512-4	06/94	111.898	112.179	112.179	112.179	112.179
Medicare and Medicaid patients.....		621512-41	06/14	93.416	94.435	94.435	94.435	94.435
Private insurance and all other patients.....		621512-42	06/14	102.690	102.690	102.690	102.690	102.690
Home health care services.....	6216		12/96	150.747	150.747	151.767	151.801	151.801
Home health care services.....	62161		12/96	150.747	150.747	151.767	151.801	151.801
Home health care services.....	621610		12/96	150.805	150.805	151.826	151.860	151.860
Primary services.....		621610-P	12/96	145.182	145.182	146.025	146.059	146.059
Medicare and Medicaid patients.....		621610-3	12/03	123.372	123.372	124.273	124.309	124.309
Medicare patients.....		621610-31	12/96	137.541	137.541	138.551	138.551	138.551
Medicaid patients.....		621610-32	12/03	129.786	129.786	130.728	130.806	130.806
Private insurance and all other patients.....		621610-4	12/03	139.405	139.405	139.405	139.405	139.405
Private insurance patients.....		621610-41	06/14	105.152	105.152	105.152	105.152	105.152
All other patients.....		621610-42	06/14	135.508	135.508	135.508	135.508	135.508
Other receipts.....		621610-SM	12/96	278.502	278.502	286.650	286.650	286.650
All other ambulatory health care services.....	62199		06/06	121.567	121.538	121.932	122.301	122.639
Blood and organ banks.....	621991		06/06	121.562	121.533	121.927	122.295	122.633
Primary services.....		621991-P	06/06	120.297	120.214	120.631	121.024	121.363
Human blood services.....		621991-1	06/06	109.430	109.503	110.032	109.975	110.036
Human red blood and whole blood services.....		621991-12	06/06	107.905	107.932	108.578	108.631	108.717
Human blood plasma services.....		621991-13	06/06	107.773	107.854	108.013	107.633	107.630
Human blood platelet and other blood services.....		621991-14	06/06	123.567	123.944	124.872	125.116	125.208
Human organ, bone, tissue, and other bank services.....		621991-2	06/06	165.890	165.113	165.023	167.412	168.985

See footnotes at end of table.

Table 11. Producer price indexes for net output of selected industries and their products, not seasonally adjusted — Continued
 [December 2021]

Title ¹	Industry code	Product code	Index base	Unadjusted index ²				
				Aug. 2021	Sept. 2021 ^P	Oct. 2021 ^P	Nov. 2021 ^P	Dec. 2021 ^P
Blood and organ banks - Continued								
Other receipts.....		621991-SM	06/06	133.672	136.718	135.579	134.390	134.529
Hospitals.....	622		12/92	217.251	217.343	217.575	217.707	218.058
General medical and surgical hospitals.....	6221		12/03	157.639	157.709	157.924	158.008	158.282
General medical and surgical hospitals.....	62211		12/03	157.614	157.683	157.898	157.982	158.256
General medical and surgical hospitals.....	622110		12/92	217.565	217.661	217.958	218.074	218.452
Primary services.....		622110-P	12/92	224.141	224.244	224.565	224.690	225.099
Certain infectious and parasitic diseases.....		622110-201	06/08	123.681	123.681	124.262	124.975	125.613
Neoplasms.....		622110-202	12/17	120.682	120.024	118.574	118.466	118.933
Diseases of the blood & blood-forming organs & certain disorders involving the immune mechanism.....		622110-203	12/17	114.769	114.769	117.151	117.151	117.151
Endocrine, nutritional and metabolic diseases.....		622110-204	12/17	98.977	98.977	99.931	101.863	101.863
Mental and behavioural disorders.....		622110-205	12/17	125.813	125.813	125.022	125.022	125.022
Diseases of the nervous system.....		622110-206	12/17	108.704	108.624	108.582	108.582	109.342
Diseases of the circulatory system.....		622110-209	06/08	129.451	129.445	129.693	129.701	129.736
Diseases of the respiratory system.....		622110-210	12/17	109.418	109.411	110.351	110.351	110.499
Diseases of the digestive system.....		622110-211	06/08	140.498	140.537	141.295	141.252	141.208
Diseases of the skin and subcutaneous tissue.....		622110-212	06/08	114.878	114.878	115.441	115.441	117.050
Diseases of the musculoskeletal system and connective tissue.....		622110-213	06/08	140.295	141.244	142.162	142.233	142.971
Diseases of the genitourinary system.....		622110-214	12/17	106.346	106.346	106.341	106.486	106.691
Pregnancy, childbirth and the puerperium.....		622110-215	06/08	156.736	160.501	160.655	160.655	161.082
Certain conditions originating in the perinatal period.....		622110-216	06/08	136.759	136.759	136.759	136.803	136.803
Symptoms, signs and abnormal clinical and laboratory findings, not elsewhere classified.....		622110-218	12/17	109.942	109.942	109.984	109.984	109.979
Injury, poisoning and certain other consequences of external causes.....		622110-219	12/17	106.943	107.075	107.075	107.075	107.075
Factors influencing health status and contact with health services.....		622110-221	12/17	110.884	110.884	111.189	111.172	111.173
Other diseases.....		622110-223	12/17	109.880	109.893	109.763	109.763	110.265
Psychiatric and substance abuse hospitals.....	6222		12/03	159.957	161.176	161.546	161.546	161.546
Psychiatric and substance abuse hospitals.....	62221		12/03	159.957	161.176	161.546	161.546	161.546
Psychiatric and substance abuse hospitals.....	622210		12/92	188.439	189.876	190.312	190.312	190.312
Primary services.....		622210-P	12/92	188.430	189.867	190.303	190.303	190.303
Psychiatric hospitals.....		622210-3	12/92	193.260	194.883	195.332	195.332	195.332
Medicare patients: psychiatric hospitals.....		622210-31	06/14	120.137	120.137	120.446	120.446	120.446
Medicaid patients: psychiatric hospitals.....		622210-32	06/14	147.640	147.640	148.360	148.360	148.360
Private insurance and all other patients: psychiatric hospitals.....		622210-33	06/14	119.556	121.102	121.252	121.252	121.252
Other specialty hospitals.....	6223		12/03	166.843	166.146	165.164	165.576	165.576
Other specialty hospitals.....	62231		12/03	166.843	166.146	165.164	165.576	165.576
Other specialty hospitals.....	622310		12/92	250.119	249.074	247.602	248.219	248.219
Primary services.....		622310-P	12/92	287.842	286.542	284.711	285.479	285.479
Specialty, except psychiatric and substance abuse, hospitals.....		622310-6	12/92	287.842	286.542	284.711	285.479	285.479
Medicare patients.....		622310-61	06/14	111.342	110.058	109.661	110.140	110.140
Medicaid patients.....		622310-62	06/14	102.383	102.669	104.446	107.078	107.078
Private insurance and all other patients.....		622310-63	06/14	114.176	113.921	112.687	112.556	112.556
Nursing care facilities.....	6231		12/03	162.413	162.346	162.646	162.919	162.853
Nursing care facilities.....	62311		12/03	162.412	162.345	162.646	162.919	162.853
Nursing care facilities.....	623110		12/94	246.401	246.299	246.755	247.170	247.069
Primary services.....		623110-P	12/94	247.058	246.952	247.426	247.857	247.756
Medicare and Medicaid patients.....		623110-1	12/94	236.165	236.073	237.030	237.721	237.228
Medicaid patients.....		623110-101	06/12	130.011	129.928	129.590	130.215	129.769
Medicare patients.....		623110-102	06/12	116.965	116.965	118.651	118.651	118.651
Private insurance and all other patients.....		623110-3	12/94	265.251	265.127	264.940	265.019	265.457
Private insurance patients.....		623110-301	06/14	107.235	107.235	107.235	107.235	107.235
All other patients.....		623110-302	06/14	122.432	122.364	122.261	122.304	122.545
Residential developmental disability homes.....	62321		12/03	195.997	196.014	196.585	196.585	197.205
Residential developmental disability homes.....	623210		12/03	195.991	196.008	196.578	196.578	197.198
Primary services.....		623210-P	12/03	197.952	197.970	197.958	197.958	198.607
Residential intellectual and developmental disability services.....		623210-1	12/03	197.952	197.970	197.958	197.958	198.607
Medicaid patients.....		623210-11	06/14	130.578	130.592	130.583	130.583	130.719
Non-Medicaid patients.....		623210-12	06/14	124.485	124.485	124.485	124.485	126.082
Amusement and theme parks.....	7131		06/06	188.380	184.863	192.030	198.508	201.234
Amusement and theme parks.....	71311		06/06	188.087	184.576	191.732	198.199	200.921
Amusement and theme parks.....	713110		06/06	188.079	184.568	191.722	198.191	200.913
Primary services.....		713110-P	06/06	185.145	181.503	189.574	195.168	197.418

See footnotes at end of table.

Table 11. Producer price indexes for net output of selected industries and their products, not seasonally adjusted — Continued
 [December 2021]

Title ¹	Industry code	Product code	Index base	Unadjusted index ²				
				Aug. 2021	Sept. 2021 ^P	Oct. 2021 ^P	Nov. 2021 ^P	Dec. 2021 ^P
Amusement and theme parks - Continued								
Amusement and theme park admissions.....		713110-1	06/06	196.172	191.063	204.301	205.078	209.264
Amusement and theme park food and beverage sales.....		713110-2	06/06	189.852	186.729	187.853	187.853	187.776
Amusement and theme park merchandise sales, games, and other services.....		713110-3	06/06	140.597	140.597	140.597	163.471	162.505
Other receipts.....		713110-SM	06/06	220.350	218.226	215.619	231.462	239.238
Golf courses and country clubs.....	71391		12/05	135.338	135.202	134.929	137.720	139.620
Golf courses and country clubs.....	713910		12/05	135.338	135.203	134.930	137.719	139.620
Primary services.....		713910-P	12/05	135.293	135.102	134.795	137.014	139.071
Membership dues and fees.....		713910-1	12/05	146.199	146.199	146.199	146.199	146.199
Greens and guest fees.....		713910-2	12/05	118.219	117.082	115.845	124.123	132.018
Food and beverage sales.....		713910-3	12/05	140.232	140.697	140.688	140.962	140.962
Equipment rentals and all other golf services.....		713910-4	12/05	119.437	119.437	119.698	119.698	119.698
Fitness and recreational sports centers.....	71394		12/04	109.706	110.264	110.671	110.671	110.671
Fitness and recreational sports centers.....	713940		12/04	109.712	110.271	110.677	110.677	110.677
Primary services.....		713940-P	12/04	107.528	108.232	108.456	108.456	108.456
Fitness and recreational facility memberships.....		713940-1	12/04	97.722	98.576	98.576	98.576	98.576
Recreational facility admissions, classes, and other fitness center services.....		713940-2	12/04	140.758	140.758	141.928	141.928	141.928
Other receipts.....		713940-SM	12/04	119.186	119.186	120.304	120.304	120.304
Accommodation.....	721		12/96	175.581	170.862	171.617	172.008	170.408
Accommodation.....	7211		12/96	175.581	170.862	171.618	172.008	170.408
Hotels (exc casino hotels) and motels.....	72111		12/03	152.338	146.707	147.713	147.516	148.233
Hotels and motels, except casino hotels.....	721110		12/03	152.340	146.709	147.719	147.521	148.242
Primary services.....		721110-P	12/03	154.317	148.619	149.745	149.500	150.337
Guestroom rental.....		721110-1	12/03	157.159	149.575	151.003	150.524	150.936
Limited service hotels and motels guestroom rental.....		721110-101	06/93	192.270	186.715	183.829	176.389	168.742
Full service hotels and motels guestroom rental.....		721110-102	06/93	237.550	241.617	233.715	232.628	216.566
Luxury and resort hotels guestroom rental.....		721110-103	06/93	235.581	210.913	222.209	223.449	239.366
Hotel and motel food and beverage and related services.....		721110-2	12/03	141.717	141.938	142.402	143.125	145.550
Hotel and motel food and nonalcoholic beverage and related services.....		721110-201	12/03	138.611	138.788	139.210	139.637	142.461
Hotel and motel alcoholic beverage and related services.....		721110-202	12/03	158.058	158.504	159.176	161.385	161.829
Other hotel and motel services.....		721110-5	12/10	139.495	139.399	138.890	138.710	139.953
Other receipts.....		721110-SM1	12/10	180.105	172.807	163.243	167.635	157.209
Casino hotels.....	72112		12/03	126.493	126.428	126.210	127.654	121.933
Casino hotels.....	721120		12/03	126.474	126.408	126.190	127.634	121.914
Primary services.....		721120-P	12/03	127.799	127.853	127.654	129.099	123.345
Casino hotel guestroom rental.....		721120-1	06/01	151.405	149.570	140.430	130.682	118.921
Casino hotel food and beverage and related services.....		721120-2	12/03	184.423	184.391	185.687	186.967	188.056
Casino hotel food and nonalcoholic beverage and related services.....		721120-201	12/03	168.544	168.500	170.344	171.342	174.639
Casino hotel alcoholic beverage and related services.....		721120-202	12/03	230.492	230.492	230.492	232.513	228.232
Casino gaming receipts.....		721120-5	06/01	112.155	112.632	114.098	118.073	112.106
Other casino hotel services.....		721120-6	06/11	99.530	99.530	99.530	99.530	99.530
Other receipts.....		721120-SM1	06/11	147.195	129.910	126.604	130.163	119.942
Commercial machinery repair and maintenance.....	8113		06/06	149.435	149.435	153.618	153.951	153.951
Commercial machinery repair and maintenance.....	81131		06/06	149.452	149.452	153.636	153.969	153.968
Commercial machinery repair and maintenance.....	811310		06/06	149.417	149.417	153.593	153.926	153.926
Primary services.....		811310-P	06/06	142.302	142.302	143.997	144.413	144.413
Maintenance and repair services for agricultural, construction, and mining machinery.....		811310-5	12/13	128.319	128.319	133.335	133.335	133.335
Maintenance and repair services for commercial and service industry machinery.....		811310-6	12/13	123.024	123.024	124.349	124.349	124.349
Maintenance and repair services for industrial machinery.....		811310-7	12/13	105.095	105.095	105.095	105.095	105.095
Maintenance and repair services for general purpose machinery.....		811310-8	12/13	123.171	123.171	123.171	126.060	126.060
Other receipts.....		811310-SM	06/06	164.591	164.591	175.774	175.855	175.854
Special indexes								
New nonresidential building construction by contractor type/region.....	236400		02/14	125.081	125.284	132.757	133.119	133.509
General contractors.....		236400-1	02/14	123.883	123.750	131.338	131.405	131.675
General contractors, Northeast.....		236400-11	02/14	120.557	119.182	125.741	125.855	125.694
General contractors, South.....		236400-12	02/14	123.963	124.033	133.284	133.476	133.620
General contractors, Midwest.....		236400-13	02/14	117.736	117.920	124.601	124.486	124.514
General contractors, West.....		236400-14	02/14	131.319	131.563	138.182	138.182	139.184
Plumbing, heating, and air conditioning contractors.....		236400-221	02/14	119.499	119.578	120.544	121.416	122.095
Plumbing, heating, and air conditioning contractors, Northeast.....		236400-2211	02/14	127.073	125.486	126.322	127.396	128.520
Plumbing, heating, and air conditioning contractors, South.....		236400-2212	02/14	116.734	117.382	118.504	118.607	118.731
Plumbing, heating, and air conditioning contractors, Midwest.....		236400-2213	02/14	113.957	114.653	114.854	116.914	116.838
Plumbing, heating, and air conditioning contractors, West.....		236400-2214	02/14	122.309	122.375	124.015	124.649	126.574

See footnotes at end of table.

Table 11. Producer price indexes for net output of selected industries and their products, not seasonally adjusted — Continued
 [December 2021]

Title ¹	Industry code	Product code	Index base	Unadjusted index ²				
				Aug. 2021	Sept. 2021 ^P	Oct. 2021 ^P	Nov. 2021 ^P	Dec. 2021 ^P
New nonresidential building construction by contractor type/region - Continued								
Electrical contractors.....		236400-222	02/14	133.314	133.334	141.601	142.967	143.075
Electrical contractors, Northeast.....		236400-2221	02/14	134.960	134.402	142.928	144.628	144.651
Electrical contractors, South.....		236400-2222	02/14	129.289	129.564	138.606	139.830	139.996
Electrical contractors, Midwest.....		236400-2223	02/14	132.376	132.376	139.689	140.365	140.365
Electrical contractors, West.....		236400-2224	02/14	138.407	138.555	146.357	148.270	148.462
Roofing contractors.....		236400-223	02/14	120.438	120.000	121.061	120.585	121.245
Roofing contractors, Northeast.....		236400-2231	02/14	113.044	113.044	117.617	116.526	116.890
Roofing contractors, South.....		236400-2232	02/14	122.952	121.680	123.494	122.647	123.918
Roofing contractors, Midwest.....		236400-2233	02/14	120.455	120.525	123.016	123.016	123.587
Roofing contractors, West.....		236400-2234	02/14	121.566	121.566	117.346	117.346	117.346
Poured concrete foundation and structure contractors.....		236400-224	02/14	135.026	135.591	152.601	152.826	153.130
Poured concrete foundation and structure contractors, Northeast.....		236400-2241	02/14	133.704	133.704	147.351	147.548	147.597
Poured concrete foundation and structure contractors, South.....		236400-2242	02/14	143.428	144.847	165.818	165.818	165.946
Poured concrete foundation and structure contractors, Midwest.....		236400-2243	02/14	129.006	129.236	144.857	145.904	146.869
Poured concrete foundation and structure contractors, West.....		236400-2244	02/14	130.065	130.065	144.724	144.415	144.415
New nonresidential building construction by region.....	236500		02/14	125.047	125.197	132.822	133.212	133.578
New nonresidential building construction, Northeast.....		236500-1	02/14	128.025	127.994	135.544	136.033	136.157
New nonresidential building construction, South.....		236500-2	02/14	123.410	123.618	130.953	131.292	131.839
New nonresidential building construction, Midwest.....		236500-3	02/14	120.402	120.606	128.460	128.808	128.840
New nonresidential building construction, West.....		236500-4	02/14	129.194	129.347	137.241	137.666	138.264
Nonresidential building maintenance & repair.....	2381MR		04/09	129.729	131.519	132.164	132.905	133.279
General medical and surgical hospitals by patient type.....	62211A							
Medicare patients.....		62211A-2	12/92	186.063	186.063	187.348	187.348	187.348
Medicaid patients.....		62211A-4	12/92	148.015	148.015	148.015	148.015	148.015
Private insurance and all other patients.....		62211A-6	12/92	281.427	281.645	281.301	281.590	282.483
Private insurance patients.....		62211A-61	06/14	121.713	121.841	121.539	121.676	122.131
All other patients.....		62211A-62	06/14	127.270	127.198	127.823	127.891	127.946
Premiums for property and casualty insurance ³	924126		06/98	155.965	156.083	156.051	156.053	156.235
Primary services.....		924126-P	06/98	156.115	156.233	156.202	156.203	156.386
Premiums for private passenger auto insurance.....		924126-1	06/98	182.035	181.979	181.828	181.865	181.902
Premiums for homeowner's insurance.....		924126-2	06/98	216.032	216.869	217.035	216.897	217.689
Premiums for commercial auto insurance.....		924126-3	06/98	119.516	120.040	119.992	119.760	119.508
Premiums for non-auto liability insurance.....		924126-4	06/98	121.970	121.996	121.996	122.007	122.007
Premiums for medical malpractice insurance.....		924126-402	06/98	116.926	116.926	116.926	116.926	116.926
Premiums for product and other non-auto liability insurance.....		924126-403	06/98	122.658	122.690	122.690	122.703	122.703
Premiums for commercial multiple peril insurance.....		924126-5	06/98	131.891	132.059	132.114	132.114	133.561
Premiums for worker's compensation insurance.....		924126-6	06/98	100.020	99.912	99.916	99.930	99.930
Premiums for other property and casualty insurance.....		924126-7	12/03	117.250	117.262	117.286	117.373	117.195

¹ Industry and product class indexes may include products not shown separately.

² All indexes are subject to revision for 4 months after their originally scheduled publication to incorporate late reports and corrections by survey respondents.

³ The special index for 924126, in which prices reflect premiums only, contrasts with the index shown elsewhere in this table for NAICS 524126, where prices reflect premiums plus the amount of investment income earned on the invested portion of the premium.

p Preliminary

"-" Data not available.

n.e.c. = Not elsewhere classified.

NOTE: Titles of some industries and products are not shown in this table because they fail to meet our publication criteria.

Table 12. Producer price index percentage changes for the net output of selected industries and their products, not seasonally adjusted
[December 2021]

Title ¹	Industry code	Product code	Unadjusted 12-month percent change ²	Unadjusted 1-month percent change ²				
			Dec. 2020 to Dec. 2021 ^P	July to Aug.	Aug. to Sept. ^P	Sept. to Oct. ^P	Oct. to Nov. ^P	Nov. to Dec. ^P
Logging.....	1133		6.5	0.6	-0.1	-0.4	-1.2	0.9
Logging.....	11331		6.5	0.6	-0.1	-0.4	-1.2	0.9
Logging.....	113310		6.6	0.6	-0.1	-0.4	-1.2	0.9
Primary products.....		113310-P	6.6	0.6	-0.1	-0.4	-1.2	0.9
Secondary products and miscellaneous receipts.....		113310-SM						
Miscellaneous receipts.....		113310-M	-	0.0	0.3	-	-	-
Mining								
Total mining industries.....			37.0	0.4	5.6	10.8	1.0	-9.2
Oil and gas extraction.....	211		74.9	0.3	9.2	19.4	1.2	-14.7
Oil and gas extraction.....	2111		74.9	0.3	9.2	19.4	1.2	-14.7
Crude petroleum and natural gas extraction.....	211111		71.7	-0.5	8.6	19.3	1.5	-14.5
Primary products.....		211111-P	72.1	-0.5	8.6	19.3	1.5	-14.5
Crude petroleum.....		211111-1	52.7	-7.4	4.6	14.1	1.9	-16.8
Natural gas (from the wellhead).....		211111-3	97.3	9.7	13.5	25.2	1.2	-12.1
Natural gas liquids extraction.....	211112		93.9	5.3	13.0	20.2	-0.6	-15.9
Primary products.....		211112-P	93.8	5.3	13.0	20.2	-0.6	-15.9
Natural gas liquids.....		211112-1	89.5	2.3	15.0	14.7	-5.8	-19.4
Isopentane and natural gasoline.....		211112-11	80.9	-2.7	8.5	13.5	-1.6	-9.5
Propane.....		211112-12	69.0	2.4	18.6	13.9	-7.7	-26.1
Butane.....		211112-13	61.3	5.2	14.0	13.4	-5.5	-16.7
Plant condensate, ethane, gas mixtures, and other natural gas liquids.....		211112-14	117.6	2.7	15.2	15.8	-5.9	-19.3
Residue gas shipped from natural gas liquids plants.....		211112-3	99.0	10.3	10.0	29.1	6.7	-11.4
Mining (except oil & gas).....	212		4.8	0.0	2.1	-2.0	1.4	-1.5
Coal mining.....	2121		1.9	-0.4	1.8	-1.0	0.1	-0.6
Coal mining.....	21211		1.9	-0.4	1.8	-1.0	0.1	-0.6
Bituminous coal and lignite surface mining.....	212111		0.3	0.0	0.1	3.5	-1.1	-2.3
Primary products.....		212111-P	0.1	0.0	0.1	3.9	-1.4	-2.3
Raw bituminous coal and lignite from surface mining operations.....		212111-1	-	-1.3	-2.8	15.7	-8.3	-
Raw bituminous coal and lignite from surface operations, for use without processing.....		212111-11	-	-1.5	-3.8	15.7	-8.3	-
Processed bituminous coal and lignite from surface operations.....		212111-3	1.3	0.3	0.7	1.2	0.4	-2.5
Processed bituminous coal and lignite from surface operations (wet-washing or other method).....		212111-31	3.1	0.9	-0.1	1.5	-0.4	0.0
Processed bituminous coal and lignite (mechanically crushed, screened, or sized only).....		212111-35	0.3	-0.1	1.2	1.0	0.9	-4.0
Bituminous coal underground mining.....	212112		3.8	-0.8	3.8	-6.2	1.5	1.4
Primary products.....		212112-P	4.1	-0.8	3.9	-6.3	1.6	1.4
Processed bituminous coal shipped from underground operations.....		212112-3	4.1	-0.8	3.9	-6.3	1.6	1.4
Processed bituminous coal washed by wet-washing, pneumatic, or other methods.....		212112-31	4.8	0.3	6.2	-8.0	-0.7	3.4
Processed bituminous coal mechanically crushed, screened, or sized only.....		212112-32	0.9	-4.8	-5.7	1.7	11.0	-6.1
Secondary products and miscellaneous receipts.....		212112-SM						
Anthracite mining.....	212113		9.4	0.0	0.7	0.0	4.6	4.3
Primary products.....		212113-P	9.0	0.0	0.0	0.0	4.8	4.5
Processed anthracite.....		212113-3	9.9	0.0	0.0	0.0	5.7	4.5
Secondary products and miscellaneous receipts.....		212113-SM2						
Metal ore mining.....	2122		7.4	-0.2	4.1	-4.8	3.5	-3.8
Iron ore mining.....	21221		23.4	0.9	1.6	0.0	0.0	0.0
Iron ore mining.....	212210		23.4	0.9	1.6	0.0	0.0	0.0
Primary products.....		212210-P	23.4	0.9	1.6	0.0	0.0	0.0
Iron ore (including crude, concentrates, agglomerates and pellets).....		212210-0	23.3	0.9	1.6	0.0	0.0	0.0
Copper, nickel, lead & zinc mining.....	21223		4.4	-2.0	1.4	-6.5	8.3	-7.9
Copper, nickel, lead and zinc mining.....	212230		4.4	-2.0	1.4	-6.5	8.3	-7.8
Primary products.....		212230-P	5.9	-2.0	1.6	-7.4	9.3	-8.8
Secondary products and miscellaneous receipts.....		212230-SM						
Other metal ore mining.....	21229		-	6.3	18.9	-11.4	-	-
Other metal ore mining.....	212290		-	6.3	18.9	-11.4	-	-
Primary products.....		212290-P	-	6.4	19.2	-11.5	-	-

See footnotes at end of table.

Table 12. Producer price index percentage changes for the net output of selected industries and their products, not seasonally adjusted — Continued
 [December 2021]

Title ¹	Industry code	Product code	Unadjusted 12-month percent change ²	Unadjusted 1-month percent change ²					
				Dec. 2020 to Dec. 2021 ^P	July to Aug.	Aug. to Sept. ^P	Sept. to Oct. ^P	Oct. to Nov. ^P	Nov. to Dec. ^P
Other metal ore mining - Continued									
Other metal ores, including uranium.....		212290-1	-	6.4	19.2	-11.5	-	-	
Secondary products and miscellaneous receipts.....		212290-SM2							
Nonmetallic mineral mining & quarrying.....	2123		4.9	0.6	0.1	0.2	0.5	0.3	
Stone mining & quarrying.....	21231		4.3	0.0	0.1	-0.4	0.3	-0.2	
Dimension stone mining and quarrying.....	212311		1.2	0.0	0.0	0.0	0.0	0.0	
Primary products.....		212311-P	1.0	0.0	0.0	0.0	0.0	0.0	
Dimension stone.....		212311-0	1.0	0.0	0.0	0.0	0.0	0.0	
Secondary products and miscellaneous receipts.....		212311-SM							
Crushed and broken limestone mining.....	212312		5.2	0.2	0.0	-0.3	0.4	0.0	
Primary products.....		212312-P	5.4	0.2	0.0	-0.3	0.5	-0.1	
Crushed and broken limestone.....		212312-0	5.4	0.2	0.0	-0.3	0.5	-0.1	
Secondary products and miscellaneous receipts.....		212312-SM							
Crushed and broken granite mining.....	212313		4.6	0.7	-0.2	0.1	0.0	-0.5	
Primary products.....		212313-P	3.2	0.7	-0.2	0.1	0.0	-1.4	
Crushed and broken granite.....		212313-0	3.2	0.7	-0.2	0.1	0.0	-1.4	
Secondary products and miscellaneous receipts.....		212313-SM							
Other crushed and broken stone mining.....	212319		0.4	-1.3	0.5	-1.3	0.2	-0.4	
Primary products.....		212319-P	0.4	-1.7	-0.5	-0.7	0.0	0.0	
Bituminous limestone and sandstone, and other crushed and broken stone.....		212319-0	0.4	-1.7	-0.5	-0.7	0.0	0.0	
Secondary products and miscellaneous receipts.....		212319-SM							
Sand/gravel/clay/refractory minerals mining.....	21232		4.1	0.4	0.1	0.6	0.0	0.4	
Construction sand and gravel mining.....	212321		4.8	0.7	0.0	0.9	0.2	0.2	
Primary products.....		212321-P	4.7	0.7	0.0	0.9	0.1	0.2	
Construction sand and gravel (run of pit/bank, washed, screened, etc).....		212321-0	4.7	0.7	0.0	0.9	0.1	0.2	
Construction sand and gravel, Midwest.....		212321-02	6.0	0.1	0.3	2.4	0.1	0.0	
Construction sand and gravel, West.....		212321-04	4.3	0.4	-0.2	0.1	0.1	0.4	
Secondary products and miscellaneous receipts.....		212321-SM							
Miscellaneous receipts.....		212321-M	0.5	0.0	0.0	0.0	0.0	0.0	
Industrial sand mining.....	212322		4.1	0.0	-0.1	0.0	0.0	0.0	
Primary products.....		212322-P	4.1	0.0	-0.1	0.0	0.0	0.0	
Other industrial sand.....		212322-9	5.7	0.0	-0.3	0.0	0.0	0.0	
All other industrial sand.....		212322-92	4.3	0.0	-0.3	0.0	0.0	0.0	
Kaolin and ball clay mining.....	212324		-0.1	0.0	0.0	0.0	0.0	0.0	
Primary products.....		212324-P	-0.1	0.0	0.0	0.0	0.0	0.0	
Kaolin and ball clay.....		212324-0	-0.1	0.0	0.0	0.0	0.0	0.0	
Clay, ceramic, and refractory minerals mining.....	212325		3.8	-0.4	1.0	0.7	-1.0	3.7	
Primary products.....		212325-P	3.8	-0.4	1.0	0.7	-1.1	3.8	
Bentonite.....		212325-5	3.0	0.0	1.0	0.1	0.0	0.0	
Secondary products and miscellaneous receipts.....		212325-SM							
Other nonmetallic mineral mining & quarrying.....	21239		7.5	2.5	0.2	1.1	1.4	1.0	
Potash, soda, and borate mineral mining.....	212391		11.3	3.9	0.8	2.1	1.5	2.1	
Primary products.....		212391-P	11.3	3.9	0.8	2.1	1.5	2.1	
Sodium carbonate and sulfate.....		212391-3	5.8	2.4	-1.0	2.4	-0.5	3.9	
Secondary products and miscellaneous receipts.....		212391-SM1							
Other chemical and fertilizer mineral mining.....	212393		1.3	-0.3	0.0	0.5	1.7	-1.8	
Primary products.....		212393-P	1.3	-0.3	0.0	0.5	1.7	-1.9	
Rock salt.....		212393-3	1.3	-0.3	0.0	0.5	1.8	-1.9	
Secondary products and miscellaneous receipts.....		212393-SM							
All other nonmetallic mineral mining.....	212399		2.9	1.4	-0.9	-1.1	0.9	0.3	
Primary products.....		212399-P	2.9	1.4	-0.9	-1.1	0.9	0.3	
All other nonmetallic minerals.....		212399-A	2.9	1.4	-0.9	-1.1	0.9	0.3	
Mining support activities.....	213		7.2	0.8	0.4	1.0	-0.1	0.5	
Mining support activities.....	2131		7.2	0.8	0.4	1.0	-0.1	0.5	
Mining support activities.....	21311		7.2	0.8	0.4	1.0	-0.1	0.5	
Drilling oil and gas wells.....	213111		6.0	0.9	0.4	0.3	0.2	0.2	
Primary services.....		213111-P	6.0	0.9	0.4	0.3	0.2	0.2	
Oil and gas well directional drilling control.....		213111-03	5.3	0.3	2.1	0.2	0.5	1.2	

See footnotes at end of table.

Table 12. Producer price index percentage changes for the net output of selected industries and their products, not seasonally adjusted — Continued
 [December 2021]

Title ¹	Industry code	Product code	Unadjusted 12-month percent change ²	Unadjusted 1-month percent change ²				
				Dec. 2020 to Dec. 2021 ^P	July to Aug.	Aug. to Sept. ^P	Sept. to Oct. ^P	Oct. to Nov. ^P
Drilling oil and gas wells - Continued								
Drilling oil and gas wells, including drilling in, spudding in or tailing in.....		213111-04	7.0	1.2	0.2	0.4	0.2	0.0
Reworking oil and gas wells.....		213111-05	1.6	0.0	0.0	0.2	0.0	0.3
Support activities for oil and gas operations.....	213112		7.5	0.8	0.5	1.2	-0.2	0.6
Primary services.....		213112-P	7.7	0.8	0.5	1.2	-0.3	0.6
Oil and gas field support services.....		213112-0	7.7	0.8	0.5	1.2	-0.3	0.6
Secondary products and miscellaneous receipts.....		213112-SM						
Support activities for coal mining.....	213113		3.5	0.8	0.4	0.5	0.0	1.7
Primary services.....		213113-P	3.6	0.8	0.4	0.5	0.0	1.7
Coal mining services.....		213113-0	3.6	0.8	0.4	0.5	0.0	1.7
Support activities for metal mining.....	213114		8.4	1.8	0.0	0.0	0.0	0.0
Primary services.....		213114-P	8.4	1.8	0.0	0.0	0.0	0.0
Metal mining services.....		213114-0	8.4	1.8	0.0	0.0	0.0	0.0
Support activities for nonmetallic minerals (except fuels) mining.....	213115		0.0	0.0	0.0	0.0	0.0	0.0
Primary services.....		213115-P	0.0	0.0	0.0	0.0	0.0	0.0
Nonmetallic minerals (except fuels) mining support activity.....		213115-0	0.0	0.0	0.0	0.0	0.0	0.0
Utilities.....	221		17.2	1.9	1.5	1.9	0.2	-3.3
Electric power generation, transmission, and distribution.....	2211		12.8	1.7	1.3	0.1	-2.2	-3.7
Electric power generation.....	22111		17.9	3.0	3.3	2.3	-6.5	-10.1
Electric power generation.....	221110		17.9	3.0	3.3	2.3	-6.5	-10.1
Primary products.....		221110-P	17.1	3.0	3.4	1.9	-6.7	-10.5
Utilities.....		221110-4	18.0	2.1	1.0	10.3	-7.2	-9.5
Non-utilities.....		221110-5	15.9	4.0	6.1	-6.9	-5.9	-11.8
Secondary products and miscellaneous receipts.....		221110-SM						
Electric power transmission, control, and distribution.....	22112		10.8	1.1	0.3	-0.8	-0.2	-0.8
Electric bulk power transmission and control.....	221121		10.2	1.2	0.5	0.3	1.1	0.1
Primary products.....		221121-P	10.2	1.2	0.5	0.3	1.1	0.1
Electric bulk power transmission and control.....		221121-3	10.2	1.2	0.5	0.3	1.1	0.1
Electric power distribution.....	221122		10.8	1.1	0.3	-0.9	-0.2	-0.9
Primary products.....		221122-P	7.1	0.5	-0.2	-3.2	-0.9	0.1
Residential electric power.....		221122-41	6.2	0.9	-0.3	-2.4	-0.7	0.7
New England.....		221122-411	7.3	0.3	0.0	3.4	0.0	0.0
Middle Atlantic.....		221122-412	8.9	2.7	1.0	-1.0	-2.2	4.7
East North Central.....		221122-413	3.4	-0.5	-0.2	-6.9	0.4	-0.4
West North Central.....		221122-414	1.1	0.9	-1.9	-10.4	-0.1	-0.8
South Atlantic.....		221122-415	2.7	-1.5	2.1	-4.2	-0.3	0.6
East South Central.....		221122-416	6.8	-0.1	-0.5	-2.1	1.2	1.7
West South Central.....		221122-417	9.3	7.0	-4.6	-1.7	-2.9	-0.4
Mountain.....		221122-418	5.8	0.2	-1.5	0.4	-3.2	-0.1
Pacific.....		221122-419	11.0	0.1	0.0	3.2	0.5	0.1
Commercial electric power.....		221122-42	7.4	0.0	0.6	-4.3	-1.1	-0.4
New England.....		221122-421	7.5	0.4	0.0	-0.7	0.0	0.0
Middle Atlantic.....		221122-422	16.1	0.2	0.9	-4.1	-2.5	9.1
East North Central.....		221122-423	3.2	-0.8	0.7	-5.9	1.0	-1.1
West North Central.....		221122-424	1.0	2.7	-3.0	-7.6	-0.3	-2.4
South Atlantic.....		221122-425	5.8	-1.7	2.4	-0.9	0.0	0.8
East South Central.....		221122-426	7.7	0.2	0.5	-1.9	-1.9	3.3
West South Central.....		221122-427	9.2	0.9	2.0	-4.1	-4.4	-0.7
Mountain.....		221122-428	3.9	0.6	-2.2	1.1	-2.4	0.4
Pacific.....		221122-429	5.7	0.2	0.0	-8.8	-0.4	-10.5
Industrial electric power.....		221122-43	8.4	0.6	-1.2	-3.0	-0.9	-0.3
New England.....		221122-431	14.3	0.2	-0.4	4.7	3.8	7.6
Middle Atlantic.....		221122-432	19.8	-1.0	5.3	4.6	-1.8	5.7
East North Central.....		221122-433	1.9	0.6	-3.6	-7.4	1.1	-1.4
West North Central.....		221122-434	2.4	2.5	-6.0	-8.6	-4.0	-0.1
South Atlantic.....		221122-435	3.2	-1.2	2.3	-0.4	0.2	0.9
East South Central.....		221122-436	7.7	0.8	1.8	-3.1	-0.5	1.6
West South Central.....		221122-437	9.3	1.0	0.2	-3.9	0.4	-0.1
Mountain.....		221122-438	27.8	3.5	-9.6	15.0	-6.9	0.1
Pacific.....		221122-439	5.9	0.0	0.0	-11.2	-1.4	-9.0
Transportation electric power.....		221122-45	11.4	0.9	-1.7	-1.9	-0.3	0.7

See footnotes at end of table.

Table 12. Producer price index percentage changes for the net output of selected industries and their products, not seasonally adjusted — Continued
 [December 2021]

Title ¹	Industry code	Product code	Unadjusted 12-month percent change ²	Unadjusted 1-month percent change ²				
			Dec. 2020 to Dec. 2021 ^P	July to Aug.	Aug. to Sept. ^P	Sept. to Oct. ^P	Oct. to Nov. ^P	Nov. to Dec. ^P
Electric power distribution - Continued								
Secondary products and miscellaneous receipts.....		221122-SM						
Miscellaneous receipts.....		221122-M	1.5	0.1	0.0	0.0	0.1	-0.2
Natural gas distribution.....	2212		36.7	2.8	2.4	9.7	10.7	-1.7
Natural gas distribution.....	22121		36.7	2.8	2.4	9.7	10.7	-1.7
Natural gas distribution.....	221210		36.7	2.8	2.4	9.7	10.7	-1.7
Primary products.....		221210-P	36.4	3.0	2.6	10.1	11.3	-1.8
Natural gas to ultimate consumers.....		221210-11	40.0	2.1	2.9	11.4	12.9	-2.1
Residential natural gas.....		221210-112	25.3	6.0	1.6	3.9	2.5	0.2
New England residential natural gas.....		221210-1121	15.8	1.9	3.0	1.9	21.9	1.9
Middle Atlantic residential natural gas.....		221210-1122	36.0	23.3	1.5	2.8	-0.1	2.2
East North Central residential natural gas.....		221210-1123	29.7	3.2	0.9	0.8	1.7	-3.1
West North Central residential natural gas.....		221210-1124	35.8	3.3	7.9	6.7	-1.1	3.2
South Atlantic residential natural gas.....		221210-1125	16.6	1.6	0.1	7.6	0.9	-0.8
East South Central residential natural gas.....		221210-1126	28.9	3.6	2.4	1.1	7.8	3.0
West South Central residential natural gas.....		221210-1127	14.4	4.7	0.1	4.6	5.3	-2.1
Mountain residential natural gas.....		221210-1128	21.3	0.1	0.4	6.1	3.1	0.5
Pacific residential natural gas.....		221210-1129	19.7	1.2	2.1	6.5	0.7	1.7
Commercial natural gas.....		221210-113	31.6	4.0	2.6	6.8	4.9	-0.4
New England commercial natural gas.....		221210-1131	18.4	2.9	3.5	3.9	26.7	2.3
Middle Atlantic commercial natural gas.....		221210-1132	31.7	6.4	3.0	4.1	0.2	0.9
East North Central commercial natural gas.....		221210-1133	37.7	4.1	-0.1	3.7	3.8	-2.9
West North Central commercial natural gas.....		221210-1134	37.0	4.3	14.1	9.6	-2.5	0.0
South Atlantic commercial natural gas.....		221210-1135	22.5	2.4	-1.7	9.4	2.1	-3.5
East South Central commercial natural gas.....		221210-1136	33.3	7.3	2.6	3.9	5.1	0.6
West South Central commercial natural gas.....		221210-1137	31.9	4.9	0.7	6.1	10.9	-3.1
Mountain commercial natural gas.....		221210-1138	28.5	0.2	0.4	7.7	3.9	0.5
Pacific commercial natural gas.....		221210-1139	36.4	2.5	6.8	13.8	7.1	4.2
Industrial natural gas.....		221210-114	49.0	6.4	2.5	13.3	4.1	-1.5
New England industrial natural gas.....		221210-1141	23.4	4.7	5.3	6.9	30.9	3.1
Middle Atlantic industrial natural gas.....		221210-1142	40.0	-0.5	2.9	22.7	0.6	-1.3
East North Central industrial natural gas.....		221210-1143	61.3	12.4	0.9	3.0	3.3	-1.8
West North Central industrial natural gas.....		221210-1144	42.2	2.7	7.1	7.9	-0.9	6.7
South Atlantic industrial natural gas.....		221210-1145	26.8	5.3	1.0	10.4	2.3	1.0
East South Central industrial natural gas.....		221210-1146	51.2	9.0	3.3	3.2	12.4	2.5
West South Central industrial natural gas.....		221210-1147	77.0	7.2	3.7	30.4	3.4	-7.8
Mountain industrial natural gas.....		221210-1148	34.7	0.7	0.7	1.8	7.8	0.6
Pacific industrial natural gas.....		221210-1149	18.6	1.5	-0.4	6.8	4.7	4.1
To electric power.....		221210-115	58.5	-3.6	4.8	22.2	27.5	-4.5
Delivered to ultimate consumers for the account of others (transportation only)....		221210-12	15.7	8.2	0.4	2.5	1.3	0.2
Industrial consumer.....		221210-122	7.4	0.1	0.1	-0.6	1.0	0.2
Other consumers.....		221210-123	21.0	13.8	0.6	4.3	1.5	0.3
Secondary products and miscellaneous receipts.....		221210-SM						
Miscellaneous receipts.....		221210-M	3.4	0.6	0.2	0.4	1.6	0.2
Construction industries								
New industrial building construction.....	236211		13.7	0.4	0.2	7.7	0.5	0.5
Primary products.....		236211-P	13.7	0.4	0.2	7.7	0.5	0.5
New warehouse building construction.....	236221		20.7	0.1	0.0	13.1	-0.3	0.1
Primary products.....		236221-P	20.7	0.1	0.0	13.1	-0.3	0.1
New school building construction.....	236222		9.6	0.1	0.1	5.7	0.1	0.0
Primary products.....		236222-P	9.6	0.1	0.1	5.7	0.1	0.0
New office building construction.....	236223		13.8	0.3	0.3	5.1	0.3	0.6
Primary products.....		236223-P	13.8	0.3	0.3	5.1	0.3	0.6
New health care building construction.....	236224		10.9	0.2	0.3	4.9	0.5	0.1
Primary products.....		236224-P	10.9	0.2	0.3	4.9	0.5	0.1
Concrete contractors, nonresidential building work.....	23811X		17.4	0.0	0.5	10.7	0.1	0.2
Primary products.....		23811X-P	17.4	0.0	0.5	10.7	0.1	0.2
Roofing contractors, nonresidential building work.....	23816X		9.8	0.7	0.8	1.8	0.5	0.6
Primary products.....		23816X-P	9.8	0.7	0.8	1.8	0.5	0.6
Electrical contractors, nonresidential building work.....	23821X		9.2	2.2	-0.5	3.7	0.6	0.1
Primary products.....		23821X-P	9.2	2.2	-0.5	3.7	0.6	0.1

See footnotes at end of table.

Table 12. Producer price index percentage changes for the net output of selected industries and their products, not seasonally adjusted — Continued
 [December 2021]

Title ¹	Industry code	Product code	Unadjusted 12-month percent change ²	Unadjusted 1-month percent change ²				
			Dec. 2020 to Dec. 2021 ^P	July to Aug.	Aug. to Sept. ^P	Sept. to Oct. ^P	Oct. to Nov. ^P	Nov. to Dec. ^P
Plumbing, heating and air-conditioning contractors, nonresidential building work.	23822X		8.9	0.2	1.9	0.6	0.8	0.6
Primary products.		23822X-P	8.9	0.2	1.9	0.6	0.8	0.6
Manufacturing								
Total manufacturing industries.			15.0	0.3	0.8	1.6	0.7	-0.3
Food mfg.	311		12.1	1.7	1.2	-1.1	0.1	-0.1
Animal food mfg.	3111		12.0	0.0	-0.1	-0.3	0.6	1.3
Animal food mfg.	31111		12.0	0.0	-0.1	-0.3	0.6	1.3
Dog and cat food manufacturing.	311111		6.3	1.3	0.0	0.0	0.1	0.7
Primary products.		311111-P	6.7	1.5	0.0	0.0	0.1	0.3
Dog food.		311111-1	7.2	1.8	0.0	0.0	0.1	0.4
Canned dog food.		311111-11	11.7	1.9	0.0	0.0	0.0	0.0
Dry and semi moist dog food.		311111-14	5.5	1.7	0.0	0.0	0.2	0.5
Cat food.		311111-4	5.5	0.9	0.0	0.0	0.1	0.3
Canned cat food.		311111-44	5.2	0.4	0.0	0.0	0.0	0.0
Dry and semi moist cat food.		311111-45	5.9	1.8	0.0	0.0	0.3	0.7
Secondary products and miscellaneous receipts.		311111-SM						
Miscellaneous receipts.		311111-M1	3.4	0.0	0.0	0.0	0.0	3.1
Other animal food manufacturing.	311119		16.4	-1.0	-0.3	-0.5	1.0	1.8
Primary products.		311119-P	16.3	-1.1	-0.4	-0.6	1.1	1.8
Complete swine feed, supplements, concentrates, and premixes.		311119-B	31.6	0.5	3.1	0.9	2.5	3.2
Complete beef cattle feed, supplements, concentrates, and premixes.		311119-H	13.1	-0.9	2.8	0.0	1.3	1.6
Poultry, exc. chicken and turkey, and livestock, exc. cattle and swine, feed.		311119-N	12.3	0.1	1.0	0.4	2.5	0.7
Pet (excluding dog and cat), laboratory, and fur animal feed.		311119-R	14.7	-0.1	1.5	1.1	0.5	1.9
Chicken and turkey feed, supplements, concentrates, and premixes.		311119-1	17.7	-1.9	-2.3	-2.9	0.5	1.8
Complete dairy cattle feed, supplements, concentrates, and premixes.		311119-5	7.9	-1.4	-1.3	1.7	1.3	1.6
Other prepared animal feeds, including feeding materials and adjuncts.		311119-9	18.0	-1.1	-2.3	-0.9	-0.5	1.5
Secondary products and miscellaneous receipts.		311119-SM						
Miscellaneous receipts.		311119-M	19.8	0.8	2.2	0.8	-0.2	0.7
Secondary products.		311119-S	9.0	0.1	-0.1	1.3	0.2	4.5
Grain & oilseed milling.	3112		22.5	1.1	-0.7	1.7	0.4	-0.9
Flour milling & malt mfg.	31121		23.5	3.8	0.2	3.6	1.3	0.2
Flour milling.	311211		31.0	4.8	-0.1	4.5	1.5	0.3
Primary products.		311211-P	29.7	4.9	0.2	4.2	1.5	0.1
Prepared flour mixes, including refrigerated and frozen doughs and batters, made in flour mills.		311211-A	8.9	1.8	3.3	0.3	0.1	0.1
Wheat flour (except flour mixes), made in flour mills.		311211-1	32.9	7.0	0.0	4.0	2.0	-0.4
Wheat mill products, except flour.		311211-4	17.2	-8.4	0.5	7.0	-1.2	1.2
Corn mill products.		311211-7	18.5	1.2	-1.1	3.1	0.6	0.8
Other grain mill products.		311211-9	52.6	3.5	0.9	9.7	1.0	3.9
Secondary products and miscellaneous receipts.		311211-SM						
Miscellaneous receipts.		311211-M	73.2	1.7	-8.9	9.1	2.3	1.2
Rice milling.	311212		6.7	1.3	1.2	0.9	0.7	0.3
Primary products.		311212-P	6.8	1.4	1.3	0.9	0.7	0.3
Milled rice and byproducts.		311212-0	6.9	1.4	1.3	0.9	0.7	0.3
Milled rice (incl second heads, screenings, brewers, bran, sharps, rice flour, and byproducts).		311212-04	6.8	1.1	-0.4	0.3	1.1	0.1
Head rice not packaged with other ingredients.		311212-06	7.0	1.5	1.7	1.0	0.7	0.2
Secondary products and miscellaneous receipts.		311212-SM						
Malt manufacturing.	311213		4.4	-0.1	0.0	1.7	0.1	-0.3
Primary products.		311213-P	2.6	-0.1	0.0	0.0	0.1	-0.4
Malt and malt byproducts.		311213-0	2.6	-0.1	0.0	0.0	0.1	-0.4
Secondary products and miscellaneous receipts.		311213-SM1						
Starch & vegetable fats & oils mfg.	31122		27.0	-0.1	-1.2	1.2	0.2	-1.8
Wet corn milling.	311221		17.9	-0.9	2.3	-0.4	-1.6	0.8
Primary products.		311221-P	13.6	-0.6	2.8	-0.6	-4.5	-0.1
Wet process corn byproducts.		311221-A	7.7	-6.8	-3.1	-2.7	-1.1	-4.4
Corn sweeteners, made by wet milling.		311221-1	5.6	1.4	6.5	-0.4	-9.4	1.7
Manufactured starch, made by wet milling.		311221-4	15.4	1.1	1.8	4.1	-5.3	-0.5
Secondary products and miscellaneous receipts.		311221-SM						
Soybean and other oilseed processing.	311224		26.5	-0.3	-3.3	0.3	0.5	-1.7
Primary products.		311224-P	18.3	-0.9	-3.6	-0.9	0.6	-1.9

See footnotes at end of table.

Table 12. Producer price index percentage changes for the net output of selected industries and their products, not seasonally adjusted — Continued
 [December 2021]

Title ¹	Industry code	Product code	Unadjusted 12-month percent change ²	Unadjusted 1-month percent change ²				
			Dec. 2020 to Dec. 2021 ^P	July to Aug.	Aug. to Sept. ^P	Sept. to Oct. ^P	Oct. to Nov. ^P	Nov. to Dec. ^P
Soybean and other oilseed processing - Continued								
Cottonseed cake, meal, hulls, and other byproducts.....		311224-B	14.6	-3.4	-0.6	2.3	2.4	3.4
Cottonseed cake and meal.....		311224-B1	3.7	-4.0	-1.6	3.3	3.4	4.6
Soybean oil.....		311224-3	42.8	-0.5	-7.3	-0.9	-0.4	-7.0
Crude soybean oil, degummed, made from soybeans crushed in the same establishment.....		311224-31	15.9	-0.5	-2.2	-1.2	1.1	-0.9
Soybean oil, all other types.....		311224-32	61.1	-0.5	-9.4	-0.7	-1.1	-9.7
Soybean cake, meal, and other byproducts.....		311224-4	-1.7	-0.7	-1.2	-0.9	0.1	0.7
Soybean cake and meal.....		311224-41	-2.7	-0.8	-0.8	-1.8	0.1	1.6
Other soybean products, including isolates and concentrates.....		311224-42	14.1	0.1	-5.9	10.3	0.5	-9.9
Cotton linters.....		311224-7	61.0	0.0	8.2	1.6	1.8	17.8
Other crude and refined vegetable oils and other vegetable mill products.....		311224-9	68.1	-3.5	0.0	-2.2	7.1	4.3
Other crude vegetable oils, including linseed, peanut, sunflower, safflower, etc.....		311224-91	99.7	-6.5	0.9	-2.6	9.6	5.4
Other vegetable oil mill products, including all oil seed cake and meal.....		311224-93	-1.6	-0.3	-1.0	-0.8	-0.9	-0.6
Secondary products and miscellaneous receipts.....		311224-SM						
Miscellaneous products.....		311224-M	-0.6	2.9	2.5	-7.6	-10.1	5.0
Fats and oils refining and blending.....	311225		32.7	0.6	-0.3	3.6	1.0	-3.7
Primary products.....		311225-P	33.7	0.6	-0.7	4.1	0.9	-4.1
Shortening and cooking oils.....		311225-2	38.4	0.6	-0.8	4.5	0.9	-4.6
Margarine, butter blends, and butter substitutes.....		311225-4	5.4	1.1	0.2	1.5	1.2	0.1
Secondary products and miscellaneous receipts.....		311225-SM						
Secondary products.....		311225-S	11.3	1.1	4.0	-1.9	2.1	-0.1
Breakfast cereal manufacturing.....	31123		3.4	2.2	0.0	0.0	0.0	1.2
Breakfast cereal manufacturing.....	311230		3.4	2.2	0.0	0.0	0.0	1.2
Primary products.....		311230-P	2.7	2.6	0.0	0.0	0.0	0.0
Breakfast cereal.....		311230-1	2.7	2.6	0.0	0.0	0.0	0.0
Secondary products and miscellaneous receipts.....		311230-SM						
Sugar & confectionery product mfg.....	3113		5.5	0.7	0.5	1.2	1.1	0.6
Sugar mfg.....	31131		6.2	1.0	0.3	1.3	0.4	1.9
Beet sugar manufacturing.....	311313		5.9	0.6	0.4	0.4	-0.3	3.3
Primary products.....		311313-P	5.8	0.7	0.4	0.6	-0.3	3.2
Beet sugar.....		311313-0	5.7	0.7	0.4	0.6	-0.3	3.2
Secondary products and miscellaneous receipts.....		311313-SM1						
Cane sugar manufacturing.....	311314		6.3	1.3	0.2	1.9	0.8	1.0
Primary products.....		311314-P	6.5	1.3	0.1	1.9	0.8	1.0
Raw cane sugar and sugarcane mill products and byproducts.....		311314-1	7.9	1.1	-0.1	5.0	0.7	1.5
Refined granulated cane sugar and byproducts.....		311314-3	5.5	1.4	0.2	-0.1	0.9	0.7
Secondary products and miscellaneous receipts.....		311314-SM						
Nonchocolate confectionery mfg.....	31134		5.5	0.6	0.9	1.0	2.3	0.6
Nonchocolate confectionery manufacturing.....	311340		5.5	0.6	0.9	1.0	2.3	0.6
Primary products.....		311340-P	5.5	0.6	1.1	1.1	2.3	0.4
Nonchocolate-type confectioneries, made and packaged for shipment.....		311340-1	5.0	0.9	1.5	0.9	1.3	0.5
Other confectionery-type products.....		311340-7	5.2	-0.4	0.1	0.6	0.7	1.9
Secondary products and miscellaneous receipts.....		311340-SM						
Secondary products.....		311340-S	5.3	0.5	0.1	0.3	1.0	1.7
Chocolate and confectionery manufacturing.....	31135		5.2	0.6	0.4	1.3	0.8	-0.1
Chocolate and confectionery mfg. from cacao.....	311351		7.3	1.7	0.4	1.2	0.9	-0.8
Primary products.....		311351-P	8.3	1.9	0.5	1.4	1.0	-0.9
Chocolate/chocolate-type confectionery prods., cacao beans.....		311351-4	13.7	0.0	0.3	0.0	0.0	0.0
Other chocolate and cocoa products, made from cacao beans.....		311351-7	1.4	3.7	0.6	-1.8	2.4	-2.0
Secondary products and miscellaneous receipts.....		311351-SM1						
Confectionery mfg. from purchased chocolate.....	311352		4.3	0.1	0.4	1.4	0.8	0.2
Primary products.....		311352-P	4.0	0.0	0.4	1.6	0.9	0.1
Chocolate/confectionery products, made from purchased chocolate, not retailed... ..		311352-1	3.9	0.0	0.0	1.8	0.9	0.1
Chocolate/confectionery products, made from purchased chocolate, retailed.....		311352-2	-	0.3	6.0	-0.4	0.0	0.0
Secondary products and miscellaneous receipts.....		311352-SM						
Miscellaneous receipts.....		311352-M	-	0.0	1.0	0.0	0.0	0.0
Secondary products.....		311352-S	5.2	-	-	-	-	1.2
Fruit & vegetable preserving & specialty food mfg.....	3114		5.0	2.0	0.4	0.6	0.2	0.9
Frozen food manufacturing.....	31141		4.7	2.3	0.0	0.5	0.5	0.5

See footnotes at end of table.

Table 12. Producer price index percentage changes for the net output of selected industries and their products, not seasonally adjusted — Continued
 [December 2021]

Title ¹	Industry code	Product code	Unadjusted 12-month percent change ²	Unadjusted 1-month percent change ²				
			Dec. 2020 to Dec. 2021 ^P	July to Aug.	Aug. to Sept. ^P	Sept. to Oct. ^P	Oct. to Nov. ^P	Nov. to Dec. ^P
Frozen fruit and vegetable manufacturing.....	311411		6.4	1.4	1.3	0.5	0.3	0.6
Primary products.....		311411-P	6.4	1.1	1.0	1.1	0.7	0.5
Frozen fruits, juices, ades, drinks, and cocktails.....		311411-1	22.2	5.0	1.9	3.9	1.1	0.3
Frozen fruits.....		311411-11	29.6	1.9	3.4	7.0	0.9	-0.1
Frozen vegetables.....		311411-4	2.3	0.0	0.8	0.3	0.5	0.5
Frozen vegetables, other than potato products.....		311411-47	6.3	0.6	1.1	0.1	0.8	1.4
Frozen potato products (French-fried, patties, puffs, etc.).....		311411-48	-0.7	-0.5	0.6	0.4	0.3	-0.2
Secondary products and miscellaneous receipts.....		311411-SM						
Miscellaneous receipts.....		311411-M	7.0	5.7	4.6	-7.5	-5.4	2.9
Frozen specialty food manufacturing.....	311412		3.4	3.1	-1.0	0.5	0.6	0.5
Primary products.....		311412-P	3.5	3.3	-1.2	0.4	0.8	0.5
Frozen dinners (beef, pork, and poultry pies) and nationality foods, incl. frozen pizza.....		311412-1	3.5	2.8	-1.8	0.8	0.7	0.5
Other frozen specialties, incl. all whipped topping, waffles, soups, etc., excluding seafood.....		311412-4	3.3	6.0	1.7	-1.9	1.1	0.0
Secondary products and miscellaneous receipts.....		311412-SM						
Secondary products.....		311412-S	1.5	-2.2	4.0	3.8	-3.3	0.6
Fruit & vegetable canning, pickling & drying.....	31142		5.2	1.8	0.8	0.7	0.0	1.1
Fruit and vegetable canning.....	311421		5.6	1.0	1.3	1.0	0.0	1.4
Primary products.....		311421-P	5.9	0.9	1.3	1.1	0.0	1.4
Canned catsup and other tomato based sauces.....		311421-D	6.5	-0.4	1.9	2.4	-0.3	1.7
Canned jams, jellies, and preserves.....		311421-G	9.7	0.4	0.0	0.1	8.8	0.0
Canned and fresh fruit juices, nectars, and concentrates.....		311421-K	3.2	0.2	1.2	0.7	-0.5	0.5
Pickles and other pickled products, including horseradish.....		311421-Q	12.5	0.7	0.0	0.1	0.0	7.6
Canned fruits, excluding baby foods.....		311421-1	5.8	2.4	1.2	1.1	-0.5	0.6
Canned vegetables.....		311421-5	6.4	2.5	2.2	-0.2	0.6	0.8
Secondary products and miscellaneous receipts.....		311421-SM						
Miscellaneous receipts.....		311421-M	-6.1	4.4	-4.7	2.0	-1.6	-0.7
Secondary products.....		311421-S	5.5	1.2	3.2	-0.3	1.2	2.0
Specialty canning.....	311422		6.4	4.3	0.2	0.5	-0.2	0.8
Primary products.....		311422-P	8.0	6.2	0.2	0.7	-0.3	1.1
Canned baby foods and other canned specialty/nationality foods.....		311422-5	3.9	0.1	2.1	0.8	0.1	0.8
Canned soups and stews, excluding frozen and seafood.....		311422-6	11.3	9.6	-0.1	0.7	-0.5	1.4
Canned dry beans.....		311422-7	0.7	0.2	0.0	0.6	0.0	0.0
Secondary products and miscellaneous receipts.....		311422-SM						
Secondary products.....		311422-S	2.8	0.0	0.0	0.0	0.0	0.0
Dried and dehydrated food manufacturing.....	311423		2.2	1.1	-0.4	-0.3	0.4	0.7
Primary products.....		311423-P	0.5	1.3	-0.5	-0.4	0.1	0.0
Dried and dehydrated fruits and vegetables, incl. freeze-dried.....		311423-5	0.7	1.8	-0.7	-0.4	0.1	0.0
Secondary products and miscellaneous receipts.....		311423-SM						
Dairy product mfg.....	3115		7.6	-0.3	0.5	1.1	1.3	2.0
Dairy product (except frozen) mfg.....	31151		8.0	-0.3	0.4	1.2	1.3	2.1
Fluid milk manufacturing.....	311511		6.4	0.0	0.1	0.9	1.9	2.3
Primary products.....		311511-P	5.9	-0.2	-0.2	1.1	2.2	2.4
Yogurt, except frozen.....		311511-A	1.8	0.0	0.0	0.4	0.1	0.8
Perishable dairy product substitutes.....		311511-D	12.2	6.2	0.0	4.6	0.0	0.0
Fluid milk and cream, bulk sales.....		311511-1	21.1	-0.4	0.0	1.4	3.6	5.0
Fluid milk and related products, packaged (incl. cartons, bottles, cans, etc.) excl. U.H.T.....		311511-5	3.1	-0.8	-0.3	0.9	2.8	2.5
Whole fluid milk, packaged, excluding U.H.T. and flavored.....		311511-51	2.2	-1.0	-0.4	1.2	2.7	2.9
Fluid milk, lowfat, incl. 2.0, 1.0, and 0.5 percent packaged, excl. U.H.T. and flavored.....		311511-52	1.4	-0.9	-0.1	0.9	3.3	2.2
Fat free or skim milk, packaged, excluding U.H.T. and flavored.....		311511-53	0.0	-0.7	-0.1	0.7	3.5	1.8
Other fluid milk related products, incl. heavy & light cream, unflavored sour cream, etc.....		311511-59	13.0	-0.3	-0.9	0.2	1.0	3.0
Cottage cheese (including bakers', pot, and farmers' cheese).....		311511-7	10.9	-0.1	0.1	1.3	2.2	2.2
Other packaged milk products incl. flavored milks, eggnog, buttermilk etc.....		311511-9	4.6	-0.5	0.2	0.7	1.5	2.6
Secondary products and miscellaneous receipts.....		311511-SM						
Miscellaneous receipts.....		311511-M	11.2	0.0	0.5	0.5	1.7	2.3
Secondary products.....		311511-S	5.9	1.0	1.6	-0.3	0.3	1.1
Creamery butter manufacturing.....	311512		39.6	-1.9	7.1	-3.5	12.6	5.0
Primary products.....		311512-P	39.6	-1.9	7.1	-3.5	12.6	5.0
Creamery butter.....		311512-0	39.6	-1.9	7.1	-3.5	12.6	5.0

See footnotes at end of table.

Table 12. Producer price index percentage changes for the net output of selected industries and their products, not seasonally adjusted — Continued
 [December 2021]

Title ¹	Industry code	Product code	Unadjusted 12-month percent change ²	Unadjusted 1-month percent change ²				
				Dec. 2020 to Dec. 2021 ^P	July to Aug.	Aug. to Sept. ^P	Sept. to Oct. ^P	Oct. to Nov. ^P
Cheese manufacturing.....	311513		2.0	-0.4	0.5	2.3	-0.9	1.9
Primary products.....		311513-P	1.0	-0.3	0.7	2.3	-1.1	2.1
Raw liquid whey.....		311513-A	44.0	-2.3	-2.1	2.1	1.6	4.0
Natural cheese (cheddar, Swiss, Italian, brick, cream, grated, dried etc.) excl. cottage cheese.....		311513-1	0.7	0.8	0.3	1.5	-1.0	1.9
Natural cheese, except lowfat, shipped in consumer packages or containers (3 lbs. or less).....		311513-1111	1.4	0.5	0.0	-0.1	0.0	0.1
Natural cheese, except lowfat, shipped in packages or containers (more than 3 lbs.) or bulk.....		311513-1121	-0.5	0.9	0.6	2.7	-1.8	3.3
Lowfat natural cheese, except cottage cheese, shipped in consumer packages (3 lbs. or less).....		311513-1131	0.2	0.0	-0.1	0.1	0.0	0.3
Lowfat natural cheese, except cottage cheese, shipped in packages (more than 3 lbs.) or in bulk.....		311513-1141	7.8	4.0	-0.3	3.7	-2.3	4.2
Process cheese and related products.....		311513-4	1.7	-5.4	2.6	6.2	-1.7	3.0
Process cheese, shipped in consumer packages or containers (3 lbs. or less)...		311513-41	3.2	-4.5	2.3	5.0	-2.4	1.5
All other process cheese and related products.....		311513-49	0.5	-6.2	2.8	7.3	-1.1	4.2
Process cheese, shipped in packages or containers (more than 3 lbs.) or in bulk.....		311513-4921	-9.8	-3.0	-4.6	0.5	4.3	4.7
Cheese food, spread, and other related products.....		311513-4961	15.1	-10.2	12.7	15.1	-6.6	3.6
Secondary products and miscellaneous receipts.....		311513-SM						
Miscellaneous receipts.....		311513-M	5.5	-0.2	-0.3	0.7	0.3	1.6
Secondary products.....		311513-S	9.4	-1.2	-0.5	2.9	0.5	0.8
Dry, condensed, and evaporated dairy products.....	311514		19.5	-0.6	-0.2	0.6	2.1	1.7
Primary products.....		311514-P	17.1	0.0	-0.4	0.3	1.5	1.1
Ice cream mixes and related products.....		311514-A	22.4	0.2	-1.4	1.5	1.0	1.7
Dairy product substitutes.....		311514-D	3.2	0.0	0.0	0.0	3.2	0.0
Dry milk products and mixtures.....		311514-1	27.1	-0.1	-0.8	0.3	1.6	1.6
Milk products, shipped in consumer-type cans, excluding substitutes.....		311514-5	0.6	-0.5	0.2	0.0	0.3	0.2
Concentrated milk products shipped in bulk (barrels, drums, and tanks).....		311514-7	43.2	6.6	2.7	2.2	5.1	1.5
Secondary products and miscellaneous receipts.....		311514-SM						
Secondary products.....		311514-S	32.1	-3.3	1.1	2.0	5.1	4.4
Ice cream and frozen dessert mfg.....	31152		4.2	-0.1	1.5	0.5	0.7	0.1
Ice cream and frozen dessert manufacturing.....	311520		4.2	-0.1	1.5	0.5	0.7	0.1
Primary products.....		311520-P	4.5	-0.1	1.7	0.5	0.7	0.0
Ice cream and frozen dessert manufacturing.....		311520-0	4.5	-0.1	1.7	0.5	0.7	0.0
Ice cream, incl. custards (excl. lowfat and nonfat) shipped in bulk (containers 3 gal or more).....		311520-01	6.3	0.4	0.9	-0.7	0.6	0.0
Ice cream, incl. custards (excl. lowfat and nonfat) shipped in sizes less than 3 gallons.....		311520-02	4.4	0.0	2.0	0.7	0.3	0.1
Ice cream, including custards (excluding lowfat and nonfat), novelty forms.....		311520-03	2.3	-0.8	2.5	-0.7	0.2	0.0
Ice cream, including custards, lowfat and nonfat.....		311520-04	1.4	0.0	0.5	0.3	0.5	0.0
Other frozen desserts (yogurt, sherbet, water ices, mellorine, frozen pudding, gelato, etc.).....		311520-05	9.0	0.1	0.8	2.5	2.5	0.0
Secondary products and miscellaneous receipts.....		311520-SM						
Miscellaneous receipts.....		311520-M	0.0	0.0	0.0	0.0	0.0	0.0
Secondary products.....		311520-S	-	-0.2	0.4	1.1	-	-
Animal slaughtering & processing.....	31161		22.4	4.4	3.0	-5.4	-1.7	-2.4
Animal, except poultry, slaughtering.....	311611		24.8	7.4	4.3	-9.9	-0.7	-6.1
Primary products.....		311611-P	24.1	7.4	4.3	-10.3	-0.8	-6.4
Pork, fresh/frozen, unprocessed, all cuts, except sausage, made in slaughtering plants.....		311611-A	15.2	3.0	-4.4	-3.0	-4.8	-3.2
Pork, processed or cured, not canned or made into sausage, made in slaughtering plants.....		311611-G	7.2	-2.6	0.7	1.0	-0.6	-1.6
Fresh and processed sausage, deli, and cooked meats, made in slaughtering plants.....		311611-J	11.1	5.1	-1.8	1.3	-0.5	-4.3
Hides, skins, and pelts, made in slaughtering plants.....		311611-Q	-12.3	7.7	-2.6	-15.3	-16.4	-4.0
Miscellaneous byproducts of slaughtering plants.....		311611-R	36.2	15.0	7.7	-10.9	0.0	-7.0
Beef, fresh or frozen, not canned or made into sausage, made in slaughtering plants.....		311611-1	28.9	9.1	7.4	-13.4	0.6	-7.9
Beef, fresh/frozen whole/half carcass, not canned or made into sausage, misp...		311611-10	22.6	22.8	-5.2	-11.9	2.1	-7.6
Beef, fresh/frozen variety meats, not canned or made into sausage, made in slaughtering plants.....		311611-16	34.2	-3.7	7.1	1.6	0.8	-6.4
Beef, fresh/frozen, primal and subprimal cuts, made in slaughtering plants.....		311611-17	29.1	8.9	8.2	-14.1	0.5	-8.0
Lamb/mutton, fresh or frozen, not canned or made into sausage, made in slaughtering plants.....		311611-7	4.1	1.8	2.2	1.2	-4.9	-8.3
Secondary products and miscellaneous receipts.....		311611-SM						
Miscellaneous receipts.....		311611-M	32.1	3.1	2.9	0.0	0.0	0.0
Secondary products.....		311611-S	57.2	6.7	8.9	9.6	3.8	11.2

See footnotes at end of table.

Table 12. Producer price index percentage changes for the net output of selected industries and their products, not seasonally adjusted — Continued
 [December 2021]

Title ¹	Industry code	Product code	Unadjusted 12-month percent change ²	Unadjusted 1-month percent change ²				
			Dec. 2020 to Dec. 2021 ^P	July to Aug.	Aug. to Sept. ^P	Sept. to Oct. ^P	Oct. to Nov. ^P	Nov. to Dec. ^P
Meat processed from carcasses.....	311612		14.5	2.8	1.4	-0.7	-1.9	-1.2
Primary products.....		311612-P	15.0	3.0	1.5	-0.8	-2.1	-1.3
Other processed, frozen, or cooked meats, made from purchased carcasses.....		311612-A	19.5	3.3	2.5	-1.3	-2.1	-1.0
Boxed meat (beef, pork, lamb, etc.), made from purchased carcasses.....		311612-A1	17.8	0.1	3.6	3.1	-3.8	-0.5
Frozen ground meat patties and other processed, frozen, or cooked meats, mfpc.....		311612-A5	20.4	4.8	2.1	-3.2	-1.3	-1.2
Pork, processed or cured, not canned or made into sausage, mfpc.....		311612-1	9.7	2.3	0.3	-0.1	-2.8	-1.6
Pork, sweet-pickled, dry-cured, or dry salt, not canned or made into sausage, mfpc.....		311612-11	18.7	0.8	0.7	0.3	-0.4	-0.1
Smoked hams and picnics, excluding canned, made from purchased carcasses.....		311612-12	6.8	0.7	1.5	0.3	-0.4	2.1
Smoked slab bacon, made from purchased carcasses.....		311612-13	40.9	7.3	4.2	0.1	-0.8	-1.8
Smoked sliced bacon, made from purchased carcasses.....		311612-14	10.1	3.9	-0.8	1.2	-6.5	-4.9
Other smoked pork, not canned or made into sausage, made from purchased carcasses.....		311612-15	22.3	0.7	-5.7	7.9	-0.3	1.6
Boiled ham, barbecue pork, and other cooked pork, except canned meats and sausage, mfpc.....		311612-16	-5.7	-0.2	-0.1	-8.6	1.6	-1.0
Sausage and similar products, excluding canned, made from purchased carcasses.....		311612-4	13.6	3.5	0.6	-1.1	-1.1	-2.2
Fresh sausage (pork sausage, breakfast links, etc.), excluding canned, mfpc....		311612-41	14.5	9.6	-1.4	-5.8	-3.3	-0.3
Dry or semidry sausage (salami, cervelat, pepperoni, summer sausage, pork roll, etc), mfpc.....		311612-42	19.7	-0.6	6.0	1.9	-1.8	-2.8
Frankfurters, including wieners, excluding canned, made from purchased carcasses.....		311612-43	8.9	3.5	-2.2	-2.2	0.6	-2.3
Other sausage (smoked or cooked) & jellied goods & similar preparations, excluding canned, mfpc.....		311612-44	6.7	2.4	-3.1	1.3	1.9	-3.5
Canned meats, excluding dog, cat, and baby food, made from purchased carcasses.....		311612-7	11.7	1.2	2.4	1.3	-2.7	1.2
Secondary products and miscellaneous receipts.....		311612-SM						
Secondary products.....		311612-S	11.7	1.3	0.2	0.3	1.4	0.5
Rendering and meat byproduct processing.....	311613		11.4	-0.7	-6.1	-4.4	-3.3	-0.1
Primary products.....		311613-P	7.3	-2.0	-6.5	-5.2	-3.5	0.0
Lard, inedible tallow, and other greases, excluding wool grease.....		311613-2	77.0	3.7	-1.0	2.2	3.4	-3.0
Animal and marine feed and fertilizer byproducts.....		311613-5	-17.1	-5.0	-9.6	-9.7	-8.4	2.3
Meat and bone meal.....		311613-51	-33.6	-3.2	-16.4	-16.8	-21.7	-7.1
Animal and marine feed and fertilizer byproducts, except meat and bone meal..		311613-52	-8.4	-6.2	-4.6	-5.2	-1.0	6.5
Secondary products and miscellaneous receipts.....		311613-SM						
Poultry processing.....	311615		26.4	1.2	2.8	-1.1	-2.9	2.8
Primary products.....		311615-P	26.8	1.3	2.9	-1.1	-2.9	2.8
Processed poultry and small game (except soups), containing 20 percent or more poultry or meat.....		311615-D	16.5	0.3	2.4	1.4	-5.1	5.4
Young chickens, including bulk, chilled, frozen, whole, and in parts.....		311615-1	29.7	1.2	3.5	-2.8	-3.0	1.9
Turkeys (including frozen, whole, and parts).....		311615-7	45.2	4.5	1.6	0.0	1.7	1.2
Other poultry and small game (including frozen), whole, and parts.....		311615-9	70.6	0.2	1.8	0.4	1.3	-0.3
Secondary products and miscellaneous receipts.....		311615-SM						
Secondary products.....		311615-S	21.5	-4.4	4.0	-2.1	-3.2	6.6
Seafood product preparation & packaging.....	3117		14.5	1.1	0.5	2.6	0.6	0.5
Seafood product preparation and packaging.....	31171		14.5	1.1	0.5	2.6	0.6	0.5
Seafood product preparation and packaging.....	311710		14.4	1.1	0.5	2.6	0.6	0.5
Primary products.....		311710-P	14.5	1.1	0.8	2.7	0.6	0.5
Seafood canning.....		311710-1	5.5	0.0	1.0	0.2	3.4	0.0
Fresh and frozen seafood processing.....		311710-2	16.5	1.3	0.7	3.1	0.1	0.6
Prepared fresh fish/seafood, inc. surimi/surimi-based products.....		311710-21	16.4	-2.2	0.8	2.9	1.0	0.7
Prepared frozen fish.....		311710-22	7.1	1.7	0.6	1.0	0.5	0.1
Prepared frozen shellfish.....		311710-23	32.9	4.0	0.7	6.8	-0.9	1.2
Other prepared fresh and frozen seafood.....		311710-24	7.6	-0.2	1.6	0.0	0.2	0.7
Secondary products and miscellaneous receipts.....		311710-SM						
Miscellaneous receipts.....		311710-M	18.8	1.2	-5.7	1.7	-0.8	0.6
Bakeries & tortilla mfg.....	3118		5.3	0.4	0.9	0.2	1.2	0.4
Bread & bakery product mfg.....	31181		5.5	0.3	1.3	0.2	1.3	0.5
Retail bakeries.....	311811		10.3	0.0	0.6	0.7	3.7	1.9
Primary products.....		311811-P	10.5	0.0	0.7	0.7	3.8	1.9
Retail bakery products.....		311811-0	10.5	0.0	0.7	0.7	3.8	1.9
Secondary products and miscellaneous receipts.....		311811-SM						
Miscellaneous receipts.....		311811-M	2.6	0.0	0.0	0.2	0.0	0.0

See footnotes at end of table.

Table 12. Producer price index percentage changes for the net output of selected industries and their products, not seasonally adjusted — Continued
 [December 2021]

Title ¹	Industry code	Product code	Unadjusted 12-month percent change ²	Unadjusted 1-month percent change ²				
			Dec. 2020 to Dec. 2021 ^P	July to Aug.	Aug. to Sept. ^P	Sept. to Oct. ^P	Oct. to Nov. ^P	Nov. to Dec. ^P
Commercial bakeries.....	311812		5.6	0.4	1.5	0.2	1.2	0.4
Primary products.....		311812-P	5.6	0.5	1.5	0.2	1.2	0.5
Bread (white, wheat, rye, etc.), including frozen.....		311812-1	5.1	0.8	0.8	0.5	0.4	0.5
White pan bread.....		311812-15	6.4	0.7	1.0	0.8	0.9	0.0
White hearth bread (French, Italian, etc.).....		311812-16	4.9	0.2	2.1	0.2	0.4	1.0
Dark wheat breads (whole wheat, cracked wheat, multigrain, etc.).....		311812-17	5.3	2.5	1.8	-1.1	0.3	1.2
Other variety breads (rye, unleavened, raisin, potato, self-rising, salt-free, canned, etc.).....		311812-18	2.5	-0.1	-1.3	1.2	-0.5	0.7
Rolls, bread-type (including muffins, bagels, and croissants), including frozen.....		311812-5	7.0	0.3	2.9	0.6	1.8	0.8
Rolls, hamburger and wiener.....		311812-51	7.0	0.5	2.9	1.0	3.2	1.4
All other rolls, bread-type (incl. muffins, bagels, and croissants).....		311812-59	7.1	0.2	3.0	0.2	0.4	0.1
Soft cakes, excluding frozen.....		311812-7	8.2	0.3	1.2	-1.1	2.5	0.6
Pies (fruit, cream, and custard), excluding frozen.....		311812-8	3.4	2.7	1.0	-1.0	4.1	-2.0
Other sweet goods, excluding frozen.....		311812-9	1.6	-0.4	0.4	-0.7	1.5	-0.2
Secondary products and miscellaneous receipts.....		311812-SM						
Miscellaneous receipts.....		311812-M	5.4	0.0	0.1	-0.1	2.8	-0.4
Secondary products.....		311812-S	6.4	-0.8	4.5	0.3	-1.2	0.1
Frozen cakes and other pastries manufacturing.....	311813		1.7	0.0	0.3	-0.2	0.3	-0.4
Primary products.....		311813-P	2.8	0.0	0.4	-0.2	0.4	0.6
Frozen cakes, pies, and other pastries.....		311813-0	2.8	0.0	0.4	-0.2	0.4	0.6
Secondary products and miscellaneous receipts.....		311813-SM						
Secondary products.....		311813-S	-6.3	0.0	0.0	0.0	0.0	-8.6
Cookie, cracker & pasta mfg.....	31182		5.1	0.7	0.4	0.2	1.1	0.4
Cookie and cracker manufacturing.....	311821		1.8	0.0	0.2	0.0	0.0	0.0
Primary products.....		311821-P	1.7	0.0	0.3	0.0	0.0	0.0
Crackers, biscuits, and related products.....		311821-2	0.1	0.1	0.0	0.0	0.0	0.0
Crackers, biscuits, and related products.....		311821-24	0.1	0.1	0.0	0.0	0.0	0.0
Cookies, wafers, and ice cream cones and cups (excluding frozen).....		311821-4	3.0	0.0	0.5	0.0	0.0	0.0
Secondary products and miscellaneous receipts.....		311821-SM						
Secondary products.....		311821-S	4.3	0.0	0.0	0.0	0.0	0.0
Dry pasta, dough, and flour mixes manufacturing from purchased flour.....	311824		8.2	1.3	0.5	0.3	2.1	0.7
Primary products.....		311824-P	7.7	1.5	0.4	0.4	1.6	1.4
Prepared flour mixes (incl refrigerated & frozen doughs & batters) made from purchased flour.....		311824-1	6.5	1.5	0.4	0.3	1.4	0.1
Flour mixes (refrigerated & frozen doughs & batters), ex cake mixes, made from purchased flour.....		311824-12	6.7	1.6	0.1	0.3	1.5	0.1
Dry macaroni, spaghetti and egg noodle products (excluding canned or frozen).....		311824-3	10.6	1.6	0.5	0.5	1.9	4.5
Secondary products and miscellaneous receipts.....		311824-SM						
Secondary products.....		311824-S	11.8	0.5	1.5	0.0	0.3	0.2
Tortilla mfg.....	31183		3.2	0.5	0.5	0.3	0.7	-0.7
Tortilla manufacturing.....	311830		3.2	0.5	0.5	0.3	0.7	-0.7
Primary products.....		311830-P	3.1	0.4	0.9	0.3	0.7	-0.9
Tortillas, sold in bulk or packages, excluding frozen or canned.....		311830-0	3.1	0.4	0.9	0.3	0.7	-0.9
Secondary products and miscellaneous receipts.....		311830-SM						
Miscellaneous receipts.....		311830-M	3.0	0.0	0.6	2.0	0.2	0.0
Secondary products.....		311830-S	4.4	0.8	-1.9	0.4	0.7	0.1
Other food manufacturing.....	3119		5.3	0.4	0.6	1.0	0.9	0.4
Snack food mfg.....	31191		5.9	0.7	0.5	2.5	0.8	-0.1
Roasted nuts and peanut butter manufacturing.....	311911		5.0	1.9	0.3	-0.2	1.0	-0.3
Primary products.....		311911-P	5.4	2.0	0.3	-0.2	1.0	-0.3
Nuts and seeds (salted, roasted, cooked, or blanched).....		311911-1	5.7	2.4	1.1	-0.4	0.6	-0.5
Nuts (salted, roasted, cooked, or blanched), sold in bulk.....		311911-11	11.2	7.2	3.1	-1.1	1.6	-1.7
Canned nuts (salted, roasted, cooked, or blanched).....		311911-12	1.9	0.1	0.0	0.0	0.0	0.0
All other packaged nuts, including all types of seeds (salted, roasted, cooked, or blanched).....		311911-13	3.7	0.0	0.0	0.0	0.1	0.2
Peanut butter.....		311911-4	3.6	-0.3	-4.2	1.1	3.9	0.8
Secondary products and miscellaneous receipts.....		311911-SM						
Secondary products.....		311911-S	0.4	0.1	0.0	0.0	0.0	0.3
Other snack food manufacturing.....	311919		6.3	0.1	0.7	3.9	0.7	0.0
Primary products.....		311919-P	6.9	0.1	0.7	4.2	0.8	0.0
Potato chips and sticks, plain and flavored.....		311919-1	4.4	0.2	0.9	2.4	0.0	-0.1
Corn chips and related products.....		311919-4	12.3	0.1	1.6	8.0	1.9	0.0
Other chips, sticks (hard pretzels, bacon rinds, popcorn (except candied), etc.).....		311919-7	3.8	0.1	-0.5	2.3	0.5	0.0

See footnotes at end of table.

Table 12. Producer price index percentage changes for the net output of selected industries and their products, not seasonally adjusted — Continued
 [December 2021]

Title ¹	Industry code	Product code	Unadjusted 12-month percent change ²	Unadjusted 1-month percent change ²				
				Dec. 2020 to Dec. 2021 ^P	July to Aug.	Aug. to Sept. ^P	Sept. to Oct. ^P	Oct. to Nov. ^P
Other snack food manufacturing - Continued								
Secondary products and miscellaneous receipts.....		311919-SM						
Coffee & tea mfg.....	31192		2.6	-0.2	0.3	0.2	0.4	0.2
Coffee and tea manufacturing.....	311920		2.5	-0.2	0.3	0.2	0.4	0.2
Primary products.....		311920-P	2.5	-0.2	0.3	0.2	0.4	0.2
Roasted coffee.....		311920-1	2.7	-0.4	0.4	0.3	0.5	0.2
Coffee, concentrated, including coffee substitutes.....		311920-5	0.8	0.0	0.8	0.0	0.0	0.0
Tea in consumer packages.....		311920-7	1.6	0.4	-0.1	0.0	0.0	0.0
Secondary products and miscellaneous receipts.....		311920-SM						
Miscellaneous receipts.....		311920-M	1.6	0.0	0.0	0.0	0.0	0.0
Flavoring syrup & concentrate mfg.....	31193		3.2	0.0	0.0	0.2	0.6	0.3
Flavoring syrup and concentrate manufacturing.....	311930		3.2	0.0	0.0	0.2	0.6	0.3
Primary products.....		311930-P	3.1	0.0	0.0	0.2	0.7	0.2
Liquid beverage bases, excluding use by soft drink bottlers.....		311930-1	15.2	0.0	0.0	0.0	10.5	2.6
Soft drink flavoring syrup, sold in bulk.....		311930-6	3.6	0.0	0.0	0.0	0.0	0.0
Other flavoring agents (except chocolate syrups).....		311930-8	2.1	0.0	0.0	0.3	0.0	0.0
Secondary products and miscellaneous receipts.....		311930-SM						
Secondary products.....		311930-S	-	0.0	0.0	0.0	0.1	-
Seasoning & dressing mfg.....	31194		5.4	0.4	0.5	1.2	0.1	0.0
Mayonnaise, dressing, and sauce manufacturing.....	311941		8.4	0.3	1.4	1.0	0.3	0.0
Primary products.....		311941-P	9.9	0.3	1.7	1.2	0.3	0.0
Vinegar and cider.....		311941-1	7.4	1.3	0.0	0.0	0.0	0.0
Prepared sauces, excluding tomato-based sauces and sauces comprised of 20 percent or more meat.....		311941-4	3.5	0.9	0.3	0.4	0.9	0.0
Mayonnaise, salad dressings, and sandwich spreads.....		311941-7	13.3	0.0	2.4	1.6	0.1	0.0
Spoon-type salad dressing incl. mayonnaise, sandwich spreads, refrigerated dressings, semisolid.....		311941-75	20.8	0.0	3.1	2.5	0.1	0.0
Pourable-type salad dressing (reduced calorie, cheese, vinegar and oil, etc.)....		311941-76	5.8	0.0	1.7	0.6	0.0	0.0
Secondary products and miscellaneous receipts.....		311941-SM						
Miscellaneous receipts.....		311941-M	0.5	0.0	0.0	0.5	0.0	0.0
Secondary products.....		311941-S	2.2	0.2	0.4	0.0	0.0	0.0
Spice and extract manufacturing.....	311942		3.2	0.5	-0.2	1.4	0.0	0.0
Primary products.....		311942-P	2.5	0.8	-0.4	0.9	0.2	-0.2
Table salt (evaporated), pepper (white and black), and other spices.....		311942-1	3.8	3.0	-2.5	3.4	0.8	-1.8
Pepper and other spices in commercial sizes (1 lb or more).....		311942-16	14.0	9.9	-7.7	7.0	2.4	1.8
Flavoring extracts, emulsions, liquid flavors, and food colorings.....		311942-6	1.8	0.0	0.3	0.0	0.0	0.0
Dry mix food preparations.....		311942-7	2.8	0.3	0.0	0.2	0.0	1.0
Secondary products and miscellaneous receipts.....		311942-SM						
Secondary products.....		311942-S	-	-4.7	3.8	1.9	-	-
All other food mfg.....	31199		6.8	0.7	1.3	-0.6	2.2	1.8
Perishable prepared food manufacturing.....	311991		-0.3	0.4	0.8	-0.5	2.8	-0.2
Primary products.....		311991-P	-0.5	0.4	0.9	-0.6	3.0	-0.2
Perishable prepared foods.....		311991-0	-0.5	0.4	0.9	-0.6	3.0	-0.2
Secondary products and miscellaneous receipts.....		311991-SM						
Miscellaneous receipts.....		311991-M	1.4	0.0	-0.1	0.0	0.2	0.4
All other miscellaneous food manufacturing.....	311999		14.4	0.9	1.7	-0.7	1.7	3.7
Primary products.....		311999-P	16.5	0.9	2.3	-1.1	1.7	4.0
All other miscellaneous manufactured foods.....		311999-0	16.5	0.9	2.3	-1.1	1.7	4.0
Secondary products and miscellaneous receipts.....		311999-SM						
Beverage & tobacco mfg.....	312		5.6	0.2	1.3	1.0	0.4	0.1
Beverage mfg.....	3121		4.5	0.3	1.3	1.0	0.3	0.1
Soft drink & ice mfg.....	31211		7.3	0.6	2.8	1.1	0.5	0.2
Soft drink manufacturing.....	312111		7.6	0.6	3.2	1.0	0.4	0.2
Primary products.....		312111-P	8.0	0.6	3.6	0.9	0.3	0.3
Soft drinks, non-carbonated.....		312111-A	6.2	0.0	6.0	1.3	0.2	0.4
Soft drinks, non-carbonated, all other types.....		312111-A3	3.8	0.7	1.0	0.6	1.1	0.2
Soft drinks, non-carbonated, fruit drinks, cocktails, ades.....		312111-A4	8.4	-0.7	11.2	1.9	-0.6	0.5
Soft drinks, bottled, canned, glass, plastic, carbonated.....		312111-2	8.9	0.9	2.5	0.8	0.4	0.2
Secondary products and miscellaneous receipts.....		312111-SM						
Miscellaneous receipts.....		312111-M	4.4	0.2	1.0	0.8	1.6	0.0
Secondary products.....		312111-S	6.5	0.6	0.5	3.1	-0.3	0.1

See footnotes at end of table.

Table 12. Producer price index percentage changes for the net output of selected industries and their products, not seasonally adjusted — Continued
 [December 2021]

Title ¹	Industry code	Product code	Unadjusted 12-month percent change ²	Unadjusted 1-month percent change ²				
				Dec. 2020 to Dec. 2021 ^P	July to Aug.	Aug. to Sept. ^P	Sept. to Oct. ^P	Oct. to Nov. ^P
Bottled water manufacturing.....	312112		5.4	1.1	0.0	1.8	0.8	-0.3
Primary products.....		312112-P	5.5	1.0	0.0	1.9	0.8	-0.3
Bottled water.....		312112-0	5.5	1.0	0.0	1.9	0.8	-0.3
Secondary products and miscellaneous receipts.....		312112-SM						
Miscellaneous receipts.....		312112-M	—	2.3	0.0	0.0	0.0	—
Secondary products.....		312112-S2	11.5	1.6	1.2	0.0	1.2	2.2
Ice manufacturing.....	312113		2.7	0.1	0.1	0.1	1.1	0.0
Primary products.....		312113-P	2.7	0.1	0.1	0.1	1.1	0.0
Ice, manufactured (cubed, crushed, etc.), including can or block.....		312113-0	2.7	0.1	0.1	0.1	1.1	0.0
Secondary products and miscellaneous receipts.....		312113-SM						
Miscellaneous receipts.....		312113-M	0.8	0.0	0.0	0.0	0.1	0.0
Breweries.....	31212		0.6	0.2	-0.8	0.7	0.2	-0.2
Breweries.....	312120		0.6	0.2	-0.8	0.7	0.2	-0.2
Primary products.....		312120-P	0.6	0.2	-0.8	0.7	0.2	-0.2
Canned beer and ale case goods.....		312120-1	-0.4	0.5	-1.5	1.4	0.4	-0.3
Bottled beer and ale case goods.....		312120-5	1.8	0.0	0.0	-0.1	-0.1	-0.1
Beer and ale in barrels and kegs.....		312120-7	1.0	0.0	0.1	0.0	-0.1	0.0
All other malt beverages and brewing products.....		312120-9	1.7	0.1	-0.2	0.1	0.1	-0.1
Secondary products and miscellaneous receipts.....		312120-SM						
Miscellaneous receipts.....		312120-M	3.9	0.2	0.0	4.1	-0.4	0.0
Wineries.....	31213		2.7	0.0	1.0	1.5	-0.2	0.0
Wineries.....	312130		2.7	0.0	1.0	1.5	-0.2	0.0
Primary products.....		312130-P	2.8	0.0	1.0	1.6	-0.2	0.0
Wines, brandy, and brandy spirits.....		312130-0	2.8	0.0	1.0	1.6	-0.2	0.0
Wines, white, red & rose grape, and other fruit, 14 percent or less alcohol.....		312130-08	2.4	0.0	0.3	2.3	0.0	0.0
Wines, white grape, 14 percent or less alcohol content.....		312130-0811	4.8	0.0	0.0	5.2	-0.2	0.0
Wines, red grape, 14 percent or less alcohol content.....		312130-0821	0.8	0.0	0.6	0.0	0.1	0.0
Wines, rose grape & other fruits & berries, 14 percent or less alcohol.....		312130-0831	0.4	0.0	0.3	0.0	0.0	0.0
Wines, dessert, effervescent, and wine coolers.....		312130-09	-1.3	0.0	0.0	0.0	-2.8	0.0
Wines, effervescent, including sparkling (carbonated), wine coolers.....		312130-0921	-1.6	0.0	0.0	0.0	-3.5	0.0
Other wines, brandy, and brandy spirits.....		312130-0B	—	0.0	3.8	0.0	0.0	—
Secondary products and miscellaneous receipts.....		312130-SM						
Miscellaneous receipts.....		312130-M	0.0	0.0	0.0	0.0	0.0	0.0
Distilleries.....	31214		4.4	-0.8	-0.5	0.8	0.3	1.5
Distilleries.....	312140		4.4	-0.8	-0.5	0.8	0.3	1.5
Primary products.....		312140-P	4.7	-0.6	-0.5	0.9	0.3	1.6
Distilled liquor, excluding brandy.....		312140-2	5.9	-1.5	-1.2	2.0	0.6	0.0
Distilled whiskey, all other distilled liquor, excluding brandy.....		312140-22	3.2	0.0	0.5	0.0	-0.6	0.0
Bottled liquor, excluding brandy.....		312140-5	3.7	0.2	0.0	0.0	0.0	2.9
Bottled whiskey.....		312140-5B	6.1	0.0	0.0	0.0	0.0	6.0
Bottled gin, vodka, rum, cordials, cocktails, and similar compounds.....		312140-5C	1.7	0.5	0.0	0.0	0.0	0.0
Secondary products and miscellaneous receipts.....		312140-SM						
Miscellaneous receipts.....		312140-M	-1.6	-8.8	0.0	0.0	0.0	0.0
Tobacco mfg.....	3122		7.5	0.0	1.3	0.9	0.6	0.0
Tobacco manufacturing.....	31223		7.5	0.0	1.3	0.9	0.6	0.0
Tobacco manufacturing.....	312230		7.5	0.0	1.3	0.9	0.6	0.0
Primary products.....		312230-P	7.6	0.0	1.4	1.0	0.6	0.0
Tobacco stemming and redrying.....		312230-0	0.6	0.1	0.0	0.0	0.0	0.0
Tobacco, unstemmed leaf, redried before packing.....		312230-01	0.9	0.1	0.0	0.0	0.1	0.0
Tobacco, stemmed.....		312230-04	0.3	0.1	0.0	0.0	0.0	0.0
Cigarettes, excluding electronic.....		312230-1	8.4	0.0	1.6	1.2	0.5	0.0
Other tobacco products.....		312230-9	4.8	0.0	0.2	0.0	1.4	0.0
Cigars.....		312230-91	0.2	0.0	0.0	0.0	0.0	0.0
Chewing and smoking tobacco.....		312230-94	5.6	0.0	0.1	0.0	1.6	0.0
Secondary products and miscellaneous receipts.....		312230-SM						
Textile mills.....	313		17.6	0.9	1.7	2.1	1.1	1.5
Fiber, yarn, and thread mills.....	3131		28.3	1.7	1.7	3.5	3.4	0.4
Fiber, yarn, and thread mills.....	31311		28.3	1.7	1.7	3.5	3.4	0.4
Fiber, yarn, and thread mills.....	313110		28.2	1.7	1.7	3.5	3.4	0.4
Primary products.....		313110-P	28.8	1.8	1.7	3.6	3.4	0.4
Thread.....		313110-L	1.4	0.0	0.0	0.0	0.0	0.0

See footnotes at end of table.

Table 12. Producer price index percentage changes for the net output of selected industries and their products, not seasonally adjusted — Continued
 [December 2021]

Title ¹	Industry code	Product code	Unadjusted 12-month percent change ²	Unadjusted 1-month percent change ²				
				Dec. 2020 to Dec. 2021 ^P	July to Aug.	Aug. to Sept. ^P	Sept. to Oct. ^P	Oct. to Nov. ^P
Fiber, yarn, and thread mills - Continued								
Spun yarns.....		313110-4	35.6	0.5	2.3	6.0	5.0	0.7
Carded cotton spun yarns.....		313110-41	51.7	0.0	3.6	9.4	7.3	0.7
Noncellulosic fiber and other natural fiber (excluding cotton and wool) spun yarns.....		313110-47	20.6	0.7	0.8	2.4	2.4	0.5
Greige other noncellulosic fiber and other natural fiber spun yarns.....		313110-473	18.4	0.0	0.9	3.5	2.6	0.0
Textured and twisted yarns.....		313110-6	20.5	3.7	1.0	0.3	1.1	0.0
Textured/cripped/bulked filament yarns, incl. stretch yarn, made from purchased filament yarn.....		313110-6H	21.4	4.0	1.1	0.4	0.9	0.0
Secondary products and miscellaneous receipts.....		313110-SM						
Fabric mills.....	3132		13.6	0.8	1.5	1.2	0.4	2.1
Broadwoven fabric mills.....	31321		9.0	1.1	1.0	0.9	0.6	0.8
Broadwoven fabric mills.....	313210		9.0	1.1	1.0	0.9	0.6	0.8
Primary products.....		313210-P	8.8	1.1	0.7	0.6	0.7	0.8
Fabricated textile products, made in weaving mills.....		313210-W	11.2	1.0	0.0	9.7	0.0	0.0
Cotton broadwoven fabrics.....		313210-4	—	—	—	-1.9	0.8	0.9
Wool broadwoven fabrics and felts.....		313210-6	—	0.0	0.2	—	—	—
Manmade, silk, and other natural fiber (excluding cotton and wool) broadwoven fabrics.....		313210-8	—	—	—	0.9	0.7	0.8
Greige manmade, silk, and other natural fiber (exc cotton/wool) broadwoven fabrics.....		313210-81	11.0	0.4	1.4	0.9	0.9	0.8
Finished manmade, silk, & natural fiber (exc cotton/wool) broadwoven, finished in weaving mills.....		313210-83	7.8	3.2	-0.2	0.8	0.3	0.9
Secondary products and miscellaneous receipts.....		313210-SM						
Narrow fabric mills and schiffli embroidery.....	31322		14.2	0.2	2.5	0.9	0.4	0.8
Narrow fabric mills and schiffli embroidery.....	313220		14.2	0.2	2.5	0.9	0.4	0.8
Primary products.....		313220-P	13.0	0.1	2.1	0.5	0.2	0.8
Woven narrow fabrics (12 inches or less in width).....		313220-2	10.3	0.2	1.7	0.2	0.2	0.2
Braided narrow fabrics (12 inches or less in width).....		313220-4	19.6	0.1	3.5	1.1	0.0	2.2
Secondary products and miscellaneous receipts.....		313220-SM						
Secondary products.....		313220-S	31.3	2.0	2.1	0.8	3.9	0.4
Nonwoven fabric mills.....	31323		15.8	0.9	1.7	1.0	0.3	3.1
Nonwoven fabric mills.....	313230		15.8	0.9	1.7	1.0	0.3	3.1
Primary products.....		313230-P	15.8	1.0	1.1	1.0	0.3	3.4
Nonwoven fabrics.....		313230-1	13.8	1.2	0.7	1.2	0.2	0.6
Pressed, punched, or needled felts, excluding hats.....		313230-5	9.2	0.2	2.3	0.2	4.0	0.1
Secondary products and miscellaneous receipts.....		313230-SM						
Knit fabric mills.....	31324		13.7	0.0	1.4	3.4	0.7	1.1
Knit fabric mills.....	313240		13.7	0.0	1.4	3.4	0.7	1.1
Primary products.....		313240-P	11.3	0.0	1.5	2.6	0.8	1.0
Weft (circular) knit fabrics.....		313240-2	12.6	-0.1	2.1	3.7	1.1	0.0
Weft (circular) knit fabrics, greige goods (excl uding hosiery).....		313240-21	5.1	0.6	0.1	0.2	0.8	0.0
Weft (circular) knit fabrics, knit and finished in the same establishment (excl hosiery).....		313240-23	17.8	-0.5	3.4	6.0	1.4	0.0
Other knit fabrics and laces.....		313240-4	10.0	0.0	0.9	1.5	0.4	2.0
Warp knit fabrics, greige goods (excluding hosiery).....		313240-41	12.0	0.1	2.9	2.2	1.7	0.3
Warp knit fabrics, knit and finished in same establishment.....		313240-43	10.2	0.0	0.6	1.1	0.0	2.7
Secondary products and miscellaneous receipts.....		313240-SM1						
Textile and fabric finishing mills.....	3133		17.5	0.5	1.9	2.4	0.7	1.3
Textile and fabric finishing mills.....	31331		21.8	0.5	2.4	3.0	1.1	0.7
Textile and fabric finishing mills.....	313310		21.8	0.5	2.4	3.0	1.1	0.7
Primary products.....		313310-P	22.7	0.5	2.5	2.8	1.2	0.7
Textile and fabric finishing, except broadwoven.....		313310-B	19.6	1.0	2.4	3.4	3.5	1.5
Finished broadwoven fabrics, finished in finishing mills.....		313310-4	24.3	0.3	2.6	2.4	0.0	0.3
Finished cotton broadwoven fabrics, finished in finishing mills.....		313310-41	—	0.0	—	—	—	—
Commission finishing of cotton broadwoven fabrics.....		313310-43	7.2	2.0	0.0	0.1	0.0	0.1
Other finished broadwoven fabrics (excl. cotton and wool), finished in finishing mills.....		313310-45	47.2	0.0	5.2	1.5	0.0	0.0
Other commission finishing of broadwoven fabrics (excl. cotton & wool).....		313310-47	3.1	0.1	1.0	0.0	0.2	1.0
Secondary products and miscellaneous receipts.....		313310-SM						
Fabric coating mills.....	31332		7.4	0.5	0.6	0.8	-0.5	2.9
Fabric coating mills.....	313320		7.4	0.5	0.6	0.8	-0.5	2.9

See footnotes at end of table.

Table 12. Producer price index percentage changes for the net output of selected industries and their products, not seasonally adjusted — Continued
 [December 2021]

Title ¹	Industry code	Product code	Unadjusted 12-month percent change ²	Unadjusted 1-month percent change ²				
			Dec. 2020 to Dec. 2021 ^P	July to Aug.	Aug. to Sept. ^P	Sept. to Oct. ^P	Oct. to Nov. ^P	Nov. to Dec. ^P
Fabric coating mills - Continued								
Primary products.....		313320-P	6.8	0.5	0.6	0.9	-0.5	2.7
Vinyl coated fabrics, including expanded vinyl coated.....		313320-1	7.4	1.8	2.3	0.5	0.4	-0.2
Rubber coated fabrics, garment and footwear.....		313320-4	—	0.0	-1.0	0.0	0.2	—
Coated or laminated fabrics and coated yarns, incl. impregnated fabrics.....		313320-5	5.3	0.0	0.1	1.2	-1.1	3.2
Secondary products and miscellaneous receipts.....		313320-SM						
Secondary products.....		313320-S	9.4	0.0	1.8	3.4	2.2	0.1
Textile product mills.....	314		8.0	2.0	0.7	1.3	0.9	0.4
Textile furnishings mills.....	3141		6.3	2.0	0.5	1.3	1.0	0.0
Carpet and rug mills.....	31411		7.2	1.7	0.7	1.5	1.1	0.0
Carpet and rug mills.....	314110		7.2	1.7	0.7	1.5	1.1	0.0
Primary products.....		314110-P	7.3	1.7	0.7	1.5	1.2	0.0
Carpet and rugs.....		314110-0	7.3	1.7	0.7	1.5	1.2	0.0
Secondary products and miscellaneous receipts.....		314110-SM						
Curtain and linen mills.....	31412		4.5	2.8	0.0	0.7	0.6	0.0
Curtain and linen mills.....	314120		4.5	2.8	0.0	0.7	0.6	0.0
Primary products.....		314120-P	3.7	3.1	-0.1	0.8	0.5	0.0
Curtains and draperies, made from purchased materials.....		314120-1	3.6	1.2	-0.4	0.0	0.3	0.0
Other household textile products, made from purchased materials.....		314120-8	3.7	3.7	0.0	1.0	0.5	0.0
Bedspreads, made from purchased materials.....		314120-83	13.2	4.5	0.0	0.0	3.0	0.0
Other household furnishings, made from purchased materials.....		314120-89	0.0	0.4	0.0	1.3	0.5	0.0
Secondary products and miscellaneous receipts.....		314120-SM						
Miscellaneous receipts.....		314120-M	7.1	0.0	0.0	0.0	1.7	0.0
Secondary products.....		314120-S	20.6	1.8	1.4	1.2	0.2	0.2
Other textile product mills.....	3149		10.4	1.9	1.1	1.2	0.8	0.8
Textile bag and canvas mills.....	31491		9.2	0.7	0.8	0.4	0.0	2.3
Textile bag and canvas mills.....	314910		9.2	0.7	0.8	0.4	0.0	2.3
Primary products.....		314910-P	9.0	0.5	0.6	0.5	0.0	2.3
Textile bags.....		314910-1	—	0.0	0.0	0.0	—	—
Duffel bags.....		314910-11	—	0.0	0.0	0.0	—	—
Canvas and related products.....		314910-5	9.4	0.6	0.7	0.6	0.0	2.8
Secondary products and miscellaneous receipts.....		314910-SM						
Miscellaneous receipts.....		314910-M	6.6	0.0	0.0	0.0	0.0	3.6
Secondary products.....		314910-S	—	5.5	7.6	0.0	0.1	—
All other textile product mills.....	31499		11.0	2.5	1.2	1.6	1.2	0.1
Rope, twine, tire cord, and tire fabric mills.....	314994		21.0	8.7	0.6	1.6	2.1	0.0
Primary products.....		314994-P	22.7	9.5	0.6	1.7	2.3	0.0
Rope, cordage, and twine.....		314994-4	19.3	0.9	1.5	0.4	0.2	-0.5
Secondary products and miscellaneous receipts.....		314994-SM						
Miscellaneous receipts.....		314994-M	—	—	—	—	0.0	—
All other miscellaneous textile product mills.....	314999		8.0	0.6	1.4	1.7	0.9	0.1
Primary products.....		314999-P	7.5	0.6	1.4	1.8	0.3	0.1
Embroideries (excluding Schiffl machine products) and embroidery contractors.....		314999-6	6.2	0.3	1.5	0.8	0.4	0.6
Trimmings and findings, excluding automobile and apparel.....		314999-7	14.4	0.0	2.7	2.3	0.0	-2.0
All other miscellaneous fabricated textile products.....		314999-8	6.0	0.3	0.7	1.9	0.3	0.0
Secondary products and miscellaneous receipts.....		314999-SM						
Miscellaneous receipts.....		314999-M	15.9	0.7	0.0	2.4	8.2	0.2
Secondary products.....		314999-S	6.6	0.7	2.5	0.1	0.0	0.0
Apparel manufacturing.....	315		2.3	0.2	0.2	0.2	0.4	0.2
Apparel knitting mills.....	3151		1.2	0.0	0.3	0.0	0.0	0.0
Hosiery and sock mills.....	31511		1.7	0.0	0.5	0.0	0.0	0.0
Hosiery and sock mills.....	315110		1.7	0.0	0.5	0.0	0.0	0.0
Primary products.....		315110-P	1.7	0.0	0.5	0.0	0.0	0.0
Hosiery and socks.....		315110-0	1.7	0.0	0.5	0.0	0.0	0.0
Other apparel knitting mills.....	31519		0.5	0.0	0.0	0.1	0.0	0.0
Other apparel knitting mills.....	315190		0.5	0.0	0.0	0.1	0.0	0.0
Primary products.....		315190-P	0.8	0.0	0.0	0.2	0.0	0.0
Secondary products and miscellaneous receipts.....		315190-SM						

See footnotes at end of table.

Table 12. Producer price index percentage changes for the net output of selected industries and their products, not seasonally adjusted — Continued
 [December 2021]

Title ¹	Industry code	Product code	Unadjusted 12-month percent change ²	Unadjusted 1-month percent change ²				
			Dec. 2020 to Dec. 2021 ^P	July to Aug.	Aug. to Sept. ^P	Sept. to Oct. ^P	Oct. to Nov. ^P	Nov. to Dec. ^P
Cut and sew apparel manufacturing.....	3152		1.9	0.2	0.1	0.2	0.5	0.0
Cut and sew apparel contractors.....	31521		1.3	0.0	0.0	0.0	1.0	0.0
Cut and sew apparel contractors.....	315210		1.3	0.0	0.0	0.0	1.0	0.0
Primary products.....		315210-P	1.1	0.0	0.0	0.0	1.0	0.0
Contract receipts for women's, girls', and infants' apparel.....		315210-2	0.2	0.0	0.0	0.0	0.0	0.0
Contract receipts for women's, girls', & infants' nontailored coats, jackets, & other outerwear.....		315210-27	0.0	0.0	0.0	0.0	0.0	0.0
Contract receipts for men's and boys' (including unisex) apparel.....		315210-4	2.6	0.0	0.0	0.0	2.5	0.0
Contract receipts for men's and boys' pants, work apparel, and other outerwear.....		315210-48	5.0	0.0	0.0	0.0	5.0	0.0
Secondary products and miscellaneous receipts.....		315210-SM						
Men's and boys' cut and sew apparel mfg.....	31522		3.2	0.8	0.4	0.0	0.1	0.2
Men's and boys' cut and sew apparel manufacturing.....	315220		3.2	0.8	0.4	0.0	0.1	0.2
Primary products.....		315220-P	3.5	1.0	0.3	0.0	0.1	0.2
Men's and boys' work clothing.....		315220-C	1.9	0.4	0.7	0.0	0.0	0.7
Men's and boys' work clothing and washable service apparel (excl. work shirts and jeans), mfp.....		315220-C3	2.0	0.3	0.8	0.0	0.0	0.9
Men's and boys' other outerwear.....		315220-E	1.7	0.0	-0.3	0.0	0.0	0.1
Men's and boys' nontailored coats, jackets, and vests (excl. ski apparel & work jackets), mfp.....		315220-E1	2.2	0.0	-0.3	0.0	0.0	0.1
Men's and boys' heavyweight nontailored coats, jackets, and vests (excl. ski apparel & work).....		315220-E11	1.7	0.0	0.0	0.0	0.0	0.2
Men's and boys' lightweight nontailored coats, jackets, and vests (excl. ski apparel & work).....		315220-E12	2.7	0.0	-0.8	0.0	0.0	0.0
Men's and boys' nightwear, robes, and underwear, made from purchased fabrics.....		315220-1	1.9	3.2	0.0	0.0	-2.4	0.0
Men's and boys' suits, coats, and overcoats.....		315220-2	-	0.0	0.0	0.0	-	-
Men's and boys' tailored suits, including dress uniforms (firefighter, military, police, etc.).....		315220-22	-	0.0	0.0	-	-	-
Men's and boys' shirts, except work shirts.....		315220-6	5.5	0.0	0.9	0.0	1.1	0.0
Men's and boys' knit dress and sport shirts, made from purchased fabrics.....		315220-61	3.7	0.0	0.0	0.0	2.2	0.0
Men's and boys' woven dress and sport shirts, made from purchased fabrics.....		315220-63	-	0.0	1.7	0.0	-	-
Secondary products and miscellaneous receipts.....		315220-SM						
Secondary products.....		315220-S	2.4	0.5	0.0	0.3	0.2	0.2
Women's & girls' cut & sew apparel mfg.....	31524		1.4	0.1	0.1	0.4	0.5	0.0
Women's, girls', and infants' cut and sew apparel manufacturing.....	315240		1.4	0.1	0.1	0.4	0.5	0.0
Primary products.....		315240-P	2.0	0.1	-0.1	0.6	0.7	0.0
Women's and girls' lingerie and nightwear.....		315240-1	0.0	0.0	0.0	0.0	0.0	0.0
Women's and girls' underwear, excluding foundation garments, made from purchased fabrics.....		315240-11	0.0	0.0	0.0	0.0	0.0	0.0
Women's and girls' nightwear, excluding robes and dressing gowns, made from purchased fabrics.....		315240-13	0.1	0.1	0.0	0.0	0.0	0.0
Women's and girls' blouses and shirts.....		315240-2	3.4	0.0	0.0	1.4	0.0	0.0
Women's and girls' knit shirts and blouses, made from purchased fabrics.....		315240-21	4.4	0.0	0.0	1.8	0.0	0.0
Women's and girls' woven shirts and blouses, made from purchased fabrics.....		315240-23	-0.2	0.0	0.1	0.0	0.0	0.0
Women's and girls' dresses, made from purchased fabrics.....		315240-3	0.0	0.0	0.0	0.0	0.0	0.0
Women's and girls' suits, coats, and skirts.....		315240-4	-0.1	-0.5	0.0	0.0	0.0	0.0
Women's and girls' skirts, made from purchased fabrics.....		315240-46	-0.5	-0.6	0.0	0.0	0.0	0.0
Women's and girls' other outerwear.....		315240-8	3.4	0.3	-0.2	0.3	2.9	0.0
Women's and girls' shorts, including tennis skirts, made from purchased fabrics.....		315240-84	11.5	0.0	0.0	0.0	12.5	0.0
Women's and girls' slacks, jeans, & jean-cut casual slacks (exc. sweatpants), mfp.....		315240-86	0.3	0.0	0.0	0.0	0.0	0.0
Women's and girls' swimwear, made from purchased fabrics.....		315240-8A	1.6	1.1	-0.8	1.0	0.4	0.0
Women's and girls' nontailored coats, jackets, vests, and washable service apparel, mfp.....		315240-8T	0.0	0.0	0.0	0.0	0.0	0.0
Secondary products and miscellaneous receipts.....		315240-SM						
Secondary products.....		315240-S	-1.4	1.0	2.0	0.0	0.2	0.0
Other cut and sew apparel manufacturing.....	31528		3.6	0.3	0.1	0.0	0.1	0.0
Other cut and sew apparel manufacturing.....	315280		3.6	0.3	0.1	0.0	0.1	0.0
Primary products.....		315280-P	3.6	0.4	0.2	0.0	0.1	0.0
Fur and leather apparel, made from purchased materials.....		315280-2	3.6	0.0	1.2	0.0	0.3	0.0
All other cut and sew apparel, made from purchased materials.....		315280-6	-	0.4	0.0	0.0	-	-
Team sport uniforms, men's and boys', made from purchased fabrics.....		315280-65	3.4	2.6	0.0	0.0	0.0	0.0
Vestments and costumes, made from purchased materials.....		315280-69	3.9	0.0	0.0	0.0	0.2	0.0
Secondary products and miscellaneous receipts.....		315280-SM						

See footnotes at end of table.

Table 12. Producer price index percentage changes for the net output of selected industries and their products, not seasonally adjusted — Continued
 [December 2021]

Title ¹	Industry code	Product code	Unadjusted 12-month percent change ²	Unadjusted 1-month percent change ²					
				Dec. 2020 to Dec. 2021 ^P	July to Aug.	Aug. to Sept. ^P	Sept. to Oct. ^P	Oct. to Nov. ^P	Nov. to Dec. ^P
Other cut and sew apparel manufacturing - Continued									
Secondary products.....		315280-S	8.8	0.0	0.4	0.0	0.0	0.0	0.0
Accessories and other apparel manufacturing.....	3159		6.7	0.6	0.2	0.1	0.0	0.0	1.3
Accessories and other apparel manufacturing.....	31599		6.7	0.6	0.2	0.1	0.0	0.0	1.3
Accessories and other apparel manufacturing.....	315990		6.7	0.6	0.2	0.1	0.0	0.0	1.3
Primary products.....		315990-P	8.4	0.9	0.2	0.2	0.0	0.0	1.8
All other accessories and apparel.....		315990-B	4.4	-0.3	0.0	0.0	0.0	0.0	0.0
Leather belts, made from purchased materials.....		315990-BC	7.9	-1.6	0.0	0.0	0.0	0.0	0.0
All other apparel accessories, made from purchased materials.....		315990-BE	3.6	0.0	0.0	0.0	0.0	0.0	0.0
Hats, caps, and millinery products.....		315990-4	22.4	1.8	0.9	0.5	0.0	0.0	6.2
Men's and boys' fabric, straw, and felt hats, made from purchased materials.....		315990-41	18.1	4.4	2.1	1.1	0.0	0.0	1.2
Women's, girls', and infants' fabric, straw, and felt hats, made from purchased materials.....		315990-43	0.0	0.0	0.0	0.0	0.0	0.0	0.0
Hat bodies and fabric caps, made from purchased materials.....		315990-45	28.3	0.0	0.0	0.0	0.0	0.0	11.0
Gloves and mittens, made from purchased materials.....		315990-7	4.3	3.3	0.0	0.2	0.0	0.0	0.0
Secondary products and miscellaneous receipts.....		315990-SM							
Miscellaneous receipts.....		315990-M	2.1	0.0	0.0	0.0	0.0	0.0	0.0
Secondary products.....		315990-S	5.5	0.5	0.0	0.0	0.0	0.0	0.0
Leather and allied product manufacturing.....	316		5.8	0.8	-0.3	-1.5	-0.6	0.6	
Leather and hide tanning and finishing.....	3161		10.8	2.5	-1.3	-6.5	-5.8	0.1	
Leather and hide tanning and finishing.....	31611		10.8	2.5	-1.3	-6.5	-5.8	0.1	
Leather and hide tanning and finishing.....	316110		10.8	2.5	-1.3	-6.5	-5.8	0.1	
Primary products.....		316110-P	11.3	2.6	-1.3	-6.7	-6.0	0.1	
Finished and unfinished leather.....		316110-1	13.2	2.9	-1.5	-7.7	-6.9	0.2	
Tanning or finishing leather owned by others, and furs, dressed and dyed or bleached.....		316110-2	0.9	0.0	0.0	0.0	0.0	0.0	
Contract and commission receipts for tanning or finishing leather owned by others.....		316110-21	0.9	0.0	0.0	0.0	0.0	0.0	
Secondary products and miscellaneous receipts.....		316110-SM							
Footwear manufacturing.....	3162		5.8	0.1	0.1	0.2	1.9	1.1	
Footwear manufacturing.....	31621		5.8	0.1	0.1	0.2	1.9	1.1	
Footwear manufacturing.....	316210		5.8	0.1	0.1	0.2	1.9	1.1	
Primary products.....		316210-P	5.3	0.1	0.1	0.1	2.0	0.6	
Rubber and plastics footwear, including athletic footwear.....		316210-1	3.0	0.0	0.2	0.0	0.0	1.2	
Men's footwear (size 6 and larger), excluding athletic.....		316210-2	6.7	0.0	0.0	0.1	3.5	0.0	
Women's footwear (size 4 and larger), excluding athletic.....		316210-5	3.6	0.3	0.0	0.4	1.1	1.1	
Secondary products and miscellaneous receipts.....		316210-SM							
Miscellaneous receipts.....		316210-M	12.3	0.0	0.0	2.7	1.8	1.6	
Other leather product manufacturing.....	3169		2.6	0.3	0.0	0.4	0.3	0.4	
Other leather product manufacturing.....	31699		2.6	0.3	0.0	0.4	0.3	0.4	
Women's handbag and purse manufacturing.....	316992		0.1	0.0	0.0	0.0	0.0	0.1	
Primary products.....		316992-P	0.0	0.0	0.0	0.0	0.0	0.1	
Women's and children's handbags and purses.....		316992-0	0.0	0.0	0.0	0.0	0.0	0.1	
Secondary and miscellaneous receipts.....		316992-SM							
All other leather and allied good mfg.....	316998		3.3	0.4	0.0	0.6	0.4	0.5	
Primary products.....		316998-P	3.9	0.5	0.0	0.7	0.5	0.6	
Luggage (including suitcases, travel bags, backpacks, and other types).....		316998-1	1.6	0.1	0.0	0.0	0.9	0.0	
Personal leather goods (excluding women's handbags and purses).....		316998-2	0.4	0.0	0.0	0.0	0.0	0.0	
Boot and shoe cut stock and findings.....		316998-4	3.3	0.0	0.0	3.4	0.0	0.0	
All other miscellaneous leather goods.....		316998-5	6.8	1.0	0.0	0.9	0.4	1.3	
Secondary products and miscellaneous receipts.....		316998-SM							
Miscellaneous receipts.....		316998-M	0.7	0.0	0.0	0.0	0.0	0.0	
Wood product manufacturing.....	321		19.3	-10.0	-2.8	1.7	1.4	4.6	
Sawmills and wood preservation.....	3211		12.6	-15.2	-3.1	4.9	3.8	14.7	
Sawmills and wood preservation.....	32111		12.6	-15.2	-3.1	4.9	3.8	14.7	
Sawmills.....	321113		13.5	-17.3	-3.3	5.5	4.0	17.0	
Primary products.....		321113-P	13.1	-19.3	-3.7	6.2	4.5	19.2	
Hardwood lumber, made in sawmills.....		321113-1	41.3	0.2	0.2	3.6	-2.9	-0.4	
Softwood lumber, made in sawmills.....		321113-3	8.6	-27.0	-5.2	8.4	7.6	28.7	

See footnotes at end of table.

Table 12. Producer price index percentage changes for the net output of selected industries and their products, not seasonally adjusted — Continued
 [December 2021]

Title ¹	Industry code	Product code	Unadjusted 12-month percent change ²	Unadjusted 1-month percent change ²				
				Dec. 2020 to Dec. 2021 ^P	July to Aug.	Aug. to Sept. ^P	Sept. to Oct. ^P	Oct. to Nov. ^P
Sawmills - Continued								
Softwood dressed lumber, less than 2 inches in nominal thickness, not edge worked.....		321113-32	-20.8	-10.1	-19.4	-19.9	-1.5	4.2
Softwood dressed 2-inch lumber, 2 inches in nominal thickness only, not edge worked.....		321113-33	14.2	-40.8	-3.0	20.2	11.9	46.6
Softwood dressed lumber and timbers, more than 2 inches in nominal thickness, not edge worked.....		321113-34	13.7	-4.7	1.4	20.1	13.8	9.0
Wood chips, excluding field chips.....		321113-5	8.9	0.8	-3.0	-0.1	1.4	-0.5
Wood ties, siding, shingles, and shakes, and contract sawing of logs owned by others.....		321113-7	7.6	0.2	0.3	1.9	0.3	-0.6
Secondary products and miscellaneous receipts.....		321113-SM						
Secondary products.....		321113-S	-	1.5	-	-	-	-
Wood preservation.....	321114		8.0	-3.0	-2.0	2.2	2.9	3.0
Primary products.....		321114-P	8.2	-2.9	-1.4	3.0	3.8	3.1
Wood poles, piles, and posts owned and treated by the same establishment.....		321114-1	2.1	0.5	0.6	0.3	-0.2	-0.1
Other wood products owned and treated by the same establishment.....		321114-5	11.2	-3.8	-2.4	4.4	5.9	4.4
Receipts for treating wood owned by others w/ arsenical chemicals, creosote, & other chemicals.....		321114-9	3.9	-6.1	-0.4	0.8	0.1	2.3
Secondary products and miscellaneous receipts.....		321114-SM						
Plywood and engineered wood product mfg.....	3212		16.9	-21.6	-9.9	1.8	2.3	2.2
Plywood and engineered wood product mfg.....	32121		16.9	-21.6	-9.9	1.8	2.3	2.2
Hardwood veneer and plywood manufacturing.....	321211		19.3	1.3	2.6	1.5	2.3	-0.9
Primary products.....		321211-P	20.6	1.4	2.8	1.6	2.4	-1.0
Hardwood veneer, including veneer backed with paper, cloth, or other flexible material.....		321211-1	10.5	-0.5	1.1	0.0	1.7	0.0
Hardwood plywood.....		321211-4	31.9	1.3	6.7	1.3	3.3	-0.7
Hardwood veneered panels, including two-ply veneers.....		321211-7	8.8	5.5	-5.6	5.9	1.0	-3.6
Secondary products and miscellaneous receipts.....		321211-SM						
Softwood veneer and plywood manufacturing.....	321212		10.4	-30.2	-28.5	6.6	6.2	2.6
Primary products.....		321212-P	7.7	-32.1	-31.4	7.7	5.4	3.1
Softwood veneer, incl. veneer backed w/ paper, cloth, or other flexible material.....		321212-1	-4.1	-6.6	-19.6	-10.2	-1.4	1.9
Softwood plywood products: rough, sanded, and specialties.....		321212-4	11.1	-37.0	-34.8	14.1	7.2	3.4
Secondary products and miscellaneous receipts.....		321212-SM						
Secondary products.....		321212-S	31.2	-8.0	-3.8	0.0	11.4	-0.3
Engineered wood member manufacturing.....	321213		80.3	24.0	1.4	-1.0	0.0	1.3
Primary products.....		321213-P	79.9	26.3	1.5	-1.0	0.0	1.4
Engineered wood members (excluding trusses).....		321213-0	79.8	26.3	1.5	-1.0	0.0	1.4
Laminated veneer lumber.....		321213-01	77.4	23.5	1.5	-0.1	0.0	0.0
Other engineered structural wood members, excluding trusses & laminated veneer lumber.....		321213-02	81.8	28.5	1.5	-1.8	0.0	2.5
Secondary products and miscellaneous receipts.....		321213-SM						
Truss manufacturing.....	321214		12.0	-8.9	-5.6	-2.6	-0.5	6.7
Primary products.....		321214-P	13.9	-9.3	-5.9	-2.9	-0.1	6.8
Wood trusses.....		321214-0	13.9	-9.3	-5.9	-2.9	-0.1	6.8
Secondary products and miscellaneous receipts.....		321214-SM						
Reconstituted wood product manufacturing.....	321219		16.1	-30.8	-5.9	2.8	2.4	0.4
Primary products.....		321219-P	16.0	-30.9	-6.0	2.9	2.4	0.4
Hardboard products.....		321219-B	15.6	1.5	0.0	3.6	0.0	0.0
Particleboard made from particleboard produced at the same location.....		321219-1	39.7	4.4	5.5	1.4	1.8	0.7
Medium density fiberboard (MDF) made from MDF produced at the same location.....		321219-3	54.9	4.1	4.0	2.1	5.0	1.6
Secondary products and miscellaneous receipts.....		321219-SM						
Other wood product manufacturing.....	3219		24.0	0.1	1.1	0.5	0.1	1.8
Millwork.....	32191		25.3	0.1	2.4	0.9	1.3	1.8
Wood window and door manufacturing.....	321911		17.1	1.5	0.5	1.0	1.2	0.4
Primary products.....		321911-P	16.4	1.7	0.4	1.0	1.1	0.5
Wood window units.....		321911-1	8.5	2.7	0.0	0.0	0.9	0.0
Double hung wood window units.....		321911-11	12.0	3.2	0.0	0.0	1.0	0.0
Casement wood window units.....		321911-12	7.3	3.3	0.0	0.0	1.1	0.0
All other wood window units, including horizontal sliding, awning and single hung.....		321911-13	3.6	0.0	0.0	0.0	0.0	0.0
Wood sash, excluding sash shipped in window units.....		321911-3	8.0	1.6	0.0	0.0	0.0	0.0
Wood window & door frames, incl. door frames in door units, excl. window frames in window units.....		321911-5	47.0	0.1	0.0	2.5	2.0	0.0

See footnotes at end of table.

Table 12. Producer price index percentage changes for the net output of selected industries and their products, not seasonally adjusted — Continued
 [December 2021]

Title ¹	Industry code	Product code	Unadjusted 12-month percent change ²	Unadjusted 1-month percent change ²				
				Dec. 2020 to Dec. 2021 ^P	July to Aug.	Aug. to Sept. ^P	Sept. to Oct. ^P	Oct. to Nov. ^P
Wood window and door manufacturing - Continued								
Wood panel, flush, & molded face doors, interior & exterior, incl. doors with glazed sections.....		321911-7	17.5	0.9	1.6	1.6	1.6	1.6
Other wood doors, incl. garage, patio, bifold, cabinet, screen, storm and louver. ...		321911-9	10.8	2.2	0.1	0.8	0.3	0.3
Secondary products and miscellaneous receipts.....		321911-SM						
Secondary products.....		321911-S	19.2	0.5	0.4	1.0	-0.3	0.5
Cut stock, resawing lumber, and planing.....								
Primary products.....	321912	321912-P	29.4	-2.1	1.5	0.7	0.7	3.4
Softwood lumber, made from purchased lumber.....		321912-3	25.5	-2.6	-1.6	0.9	0.3	3.9
Hardwood cut stock and dimension.....		321912-6	25.6	-3.1	-1.8	1.1	1.3	6.9
Softwood cut stock and dimension.....		321912-8	28.4	0.0	0.0	0.0	0.0	0.0
Sawn wood fence stock, wood lath, and contract resawing and planing.....		321912-9	19.3	-10.7	-6.6	5.4	0.3	10.5
Secondary products and miscellaneous receipts.....		321912-SM	11.7	0.0	0.0	0.0	0.0	0.0
Other millwork, including flooring.....								
Primary products.....	321918	321918-P	35.7	1.0	7.4	1.0	2.4	2.0
Wood moldings.....		321918-2	36.0	1.1	7.3	1.1	2.7	2.0
Other wood millwork products, including stairwork, exterior millwork, and softwood flooring.....		321918-5	45.3	1.7	14.3	0.1	1.6	0.9
Hardwood flooring.....		321918-7	37.3	1.1	8.7	2.0	0.3	1.4
Hardwood flooring, other than oak and maple.....		321918-72	29.2	0.5	1.6	1.6	4.7	3.2
Oak and maple hardwood flooring.....		321918-73	16.1	1.9	-0.9	4.1	0.1	-0.2
Secondary products and miscellaneous receipts.....		321918-SM	31.9	0.3	2.1	1.1	5.7	3.8
Secondary products.....		321918-S	24.7	0.5	1.9	0.0	0.0	3.2
Wood container and pallet manufacturing.....								
Primary products.....	321920	321920-P	30.1	0.0	0.0	-1.2	-1.9	0.4
Nailed and lock-corner wood boxes.....		321920-1	30.1	0.0	0.0	-1.2	-1.9	0.4
Wood box and crate shook.....		321920-3	27.3	-0.1	-0.2	-2.1	-2.3	0.3
Wood pallets and pallet containers, wood and metal combination.....		321920-5	29.3	-3.8	-0.2	10.1	-1.6	0.0
Other wood container parts and wood containers.....		321920-7	18.5	-0.1	-1.1	-11.1	0.0	-1.7
Secondary products and miscellaneous receipts.....		321920-SM	32.7	0.0	-0.1	-2.0	-2.7	0.5
Miscellaneous receipts.....		321920-M	-4.7	0.0	0.0	0.0	0.0	0.0
Secondary products.....		321920-S	73.3	1.6	3.5	12.1	3.4	0.5
All other wood product manufacturing.....	32199		37.5	-0.6	-0.4	0.3	0.2	1.7
Manufactured home, mobile home, manufacturing.....								
Primary products.....	321991	321991-P	17.7	0.1	-0.5	0.9	-0.9	2.8
Manufactured homes (mobile homes), all width sizes (incl. multisection).....		321991-1	30.1	0.1	0.0	1.5	0.1	4.4
Secondary products and miscellaneous receipts.....		321991-SM	30.1	0.1	0.0	1.5	0.1	4.5
Prefabricated wood building manufacturing.....								
Primary products.....	321992	321992-P	24.6	-0.1	-2.2	-0.2	0.9	4.2
Prefabricated stationary wood buildings, components (not sold as complete units).....		321992-1	25.5	-0.1	-0.3	0.9	0.7	4.6
Prefabricated stationary wood buildings, shipped in panel form (complete units) ...		321992-5	19.9	1.3	0.0	-1.1	0.0	9.2
Prefabricated stationary wood buildings, precut packages (complete units).....		321992-6	40.4	-3.0	-1.5	6.3	1.8	8.4
Prefabricated stationary wood buildings, shipped in three-dimensional assemblies.....		321992-7	27.3	-0.8	-0.4	0.6	1.3	0.1
Prefabricated stationary wood buildings, three-dimensional assemblies, residential.....		321992-71	25.3	0.1	0.0	1.2	0.5	0.8
Prefabricated stationary wood buildings, three-dimensional assemblies, nonresidential.....		321992-72	22.7	0.0	-0.1	1.7	0.5	0.8
Secondary products and miscellaneous receipts.....		321992-SM	40.5	0.4	0.6	-1.5	0.7	0.6
Miscellaneous receipts.....		321992-M	20.8	-0.2	-12.8	-4.5	2.8	0.0
Secondary products.....		321992-S	-	0.0	-0.1	-8.6	0.2	-
Miscellaneous wood product manufacturing.....								
Primary products.....	321999	321999-P	3.2	0.2	0.0	0.8	-3.1	0.2
All other miscellaneous wood products.....		321999-0	2.7	0.0	0.0	0.9	-3.4	0.2
Secondary products and miscellaneous receipts.....		321999-SM	2.8	0.0	0.0	0.9	-3.4	0.2
Secondary products.....		321999-S	-	4.2	1.9	0.4	-	-
Paper manufacturing.....								
Pulp, paper & paperboard mills.....	322		14.7	1.5	1.2	1.8	1.2	0.5
Pulp mills.....	3221		17.9	1.9	0.8	1.6	1.2	0.4
Pulp mills.....	32211		43.4	0.2	-0.4	0.5	-1.9	-1.1
Pulp mills.....	322110		43.4	0.2	-0.4	0.5	-1.9	-1.1
Primary products.....		322110-P	44.5	0.2	-0.4	0.5	-1.9	-1.1

See footnotes at end of table.

Table 12. Producer price index percentage changes for the net output of selected industries and their products, not seasonally adjusted — Continued
 [December 2021]

Title ¹	Industry code	Product code	Unadjusted 12-month percent change ²	Unadjusted 1-month percent change ²				
			Dec. 2020 to Dec. 2021 ^P	July to Aug.	Aug. to Sept. ^P	Sept. to Oct. ^P	Oct. to Nov. ^P	Nov. to Dec. ^P
Pulp mills - Continued								
Special alpha and dissolving wood pulp, incl. sulfite and sulfate and other wood pulp.....		322110-6	-	-0.3	-0.9	-0.1	-3.9	-1.3
All other miscellaneous pulp, other than wood, and pulp mill by-products, incl. turpentine.....		322110-9	-	2.5	2.2	3.1	6.7	-0.3
Paper mills.....	32212		11.5	1.1	0.5	0.2	2.4	0.3
Paper, except newsprint, mills.....	322121		10.7	1.0	0.3	0.4	2.4	0.2
Primary products.....		322121-P	8.7	1.4	0.2	0.6	2.0	0.2
Sanitary tissue paper products, made in paper mills.....		322121-Q	2.3	1.0	0.3	-0.1	0.7	-1.1
Paper table napkins, industrial & retail pkgs, bulk and dispenser types, made in paper mills.....		322121-Q2	6.0	0.5	-0.3	0.7	0.0	0.0
Paper towels, industrial packages (rolled, folded, and interfolded), made in paper mills.....		322121-Q6	5.2	0.2	1.3	0.0	0.0	2.3
Other sanitary tissue paper products, made in paper mills.....		322121-Q9	0.9	2.4	-0.2	-0.7	2.7	-2.9
Bleached bristol, clay-coated, uncoated, and industrial converted paper.....		322121-6	15.6	1.7	0.1	1.3	3.4	1.3
Secondary products and miscellaneous receipts.....		322121-SM						
Newsprint mills.....	322122		27.2	3.6	4.0	-2.8	3.1	2.8
Primary products.....		322122-P	28.8	3.6	4.0	-2.8	3.1	2.8
Newsprint.....		322122-1	28.9	5.1	1.4	1.1	1.4	-0.1
Secondary products and miscellaneous receipts.....		322122-SM1						
Paperboard mills.....	32213		24.9	3.1	1.2	3.6	-0.1	0.7
Paperboard mills.....	322130		24.8	3.1	1.2	3.6	-0.1	0.7
Primary products.....		322130-P	24.1	2.2	1.3	4.0	0.1	0.8
Bleached packaging and industrial converting paperboard.....		322130-B	-	2.3	3.6	2.5	0.0	0.3
Unbleached kraft packaging and industrial converting paperboard.....		322130-1	-	1.9	0.4	5.3	0.0	0.9
Recycled paperboard.....		322130-7	25.6	1.1	1.8	3.3	0.4	1.2
Secondary products and miscellaneous receipts.....		322130-SM						
Secondary products.....		322130-S	-	-	-	-	-4.7	-1.1
Converted paper product mfg.....	3222		13.8	1.3	1.5	2.1	1.1	0.6
Paper container mfg.....	32221		16.2	0.9	1.3	3.4	0.9	0.3
Corrugated and solid fiber box manufacturing.....	322211		20.4	0.9	1.4	4.0	0.3	0.1
Primary products.....		322211-P	19.2	0.6	1.4	3.8	0.4	0.3
Corrugated and solid fiber boxes, including pallets.....		322211-0	19.2	0.6	1.4	3.8	0.4	0.3
Corrugated shipping containers for food and beverages and carryout boxes for retail food.....		322211-01	13.1	0.4	1.0	2.4	0.5	0.3
Corrugated shipping containers for paper and allied products.....		322211-02	20.3	0.9	1.3	5.1	0.0	0.2
Corrugated shipping containers for metal and electrical machinery.....		322211-03	21.7	0.3	0.9	4.6	0.5	0.0
Corrugated shipping containers for all other end uses.....		322211-04	22.1	0.7	4.5	2.2	0.0	0.0
Corrugated paperboard in sheets and rolls, lined and unlined.....		322211-05	22.7	0.7	0.7	3.5	0.9	1.1
Other corrugated and solid fiber products, including containers, pallets, pads, etc.....		322211-09	17.6	0.4	0.4	5.0	0.4	0.1
Secondary products and miscellaneous receipts.....		322211-SM						
Miscellaneous receipts.....		322211-M	41.9	6.3	3.0	5.9	-0.2	-2.6
Secondary products.....		322211-S	20.9	-0.4	0.1	7.6	0.1	0.4
Folding paperboard box manufacturing.....	322212		9.2	0.9	1.1	3.0	1.6	1.8
Primary products.....		322212-P	11.4	0.9	1.1	3.2	1.6	1.8
Folding paperboard boxes, packaging, and packaging components.....		322212-0	11.4	0.9	1.1	3.2	1.6	1.8
Secondary products and miscellaneous receipts.....		322212-SM						
Other paperboard container manufacturing.....	322219		6.7	0.7	0.6	0.7	3.0	-1.3
Primary products.....		322219-P	7.6	0.7	0.6	0.7	3.5	-1.5
Setup (rigid) paperboard boxes.....		322219-1	17.9	3.0	0.9	0.2	0.0	1.4
Milk and milk-type paperboard cartons, including juice, beverage, and other products.....		322219-4	-	-	0.0	1.4	-	-
Paperboard fiber drums with ends of any material.....		322219-7	24.6	5.1	0.2	0.7	5.1	0.2
Fiber cans, tubes, and similar fiber products.....		322219-8	16.2	0.4	1.7	1.8	0.9	3.0
Fiber cans, all fiber and composite.....		322219-81	5.4	0.2	0.6	0.5	0.4	0.5
Fiber cores and tubes.....		322219-82	22.3	0.4	2.4	2.4	1.1	4.2
Paperboard cones, reels, spools, bobbins, blocks, and all vulcanized fiber products.....		322219-83	14.7	0.0	0.3	1.2	0.2	0.0
Secondary products and miscellaneous receipts.....		322219-SM						
Miscellaneous receipts.....		322219-M	1.7	1.3	0.0	0.0	0.0	0.0
Paper bag and coated and treated paper mfg.....	32222		11.6	3.1	0.9	0.4	1.0	0.6
Paper bag and coated and treated paper manufacturing.....	322220		11.6	3.1	0.9	0.4	1.0	0.6

See footnotes at end of table.

Table 12. Producer price index percentage changes for the net output of selected industries and their products, not seasonally adjusted — Continued
 [December 2021]

Title ¹	Industry code	Product code	Unadjusted 12-month percent change ²	Unadjusted 1-month percent change ²				
			Dec. 2020 to Dec. 2021 ^P	July to Aug.	Aug. to Sept. ^P	Sept. to Oct. ^P	Oct. to Nov. ^P	Nov. to Dec. ^P
Paper bag and coated and treated paper manufacturing - Continued								
Primary products.....		322220-P	10.7	2.0	0.6	0.9	1.0	0.7
Specialty bags, pouches, and liners, multiweb laminations and foil, except film-film.....		322220-C	17.7	0.7	0.2	-0.8	8.6	1.0
Uncoated single-web paper grocers' bags and sacks and variety and shopping bags.....		322220-D	4.4	1.7	1.0	0.0	0.0	0.0
Laminated aluminum foil rolls and sheets for flexible packaging uses.....		322220-F	14.5	2.4	0.0	1.1	0.1	2.4
Pasted, lined, laminated, or surface-coated paperboard.....		322220-G	19.5	6.4	0.0	0.8	0.0	1.8
Single-web paper, rolls and sheets, including waxed, for flexible packaging uses...		322220-H	10.2	1.7	0.0	4.2	0.0	0.0
Multiweb laminated rolls and sheets, except foil, for flexible packaging uses.....		322220-J	19.1	2.9	-0.2	3.4	0.4	1.5
Printing paper, coated at establishments other than where paper was produced. ..		322220-K	3.0	1.9	0.0	0.0	0.0	0.0
Pressure-sensitive products.....		322220-N	12.3	2.7	1.3	0.6	1.5	0.5
Wallcoverings.....		322220-7	0.0	0.0	0.0	0.0	0.0	0.0
Converted foil for nonpackaging applications.....		322220-8	5.8	-1.8	4.3	-0.7	0.6	0.2
Other coated and processed papers, except for packaging uses.....		322220-9	9.6	-0.9	0.0	1.1	0.3	1.1
Secondary products and miscellaneous receipts.....		322220-SM						
Miscellaneous receipts.....		322220-M	18.5	5.3	11.0	-9.9	1.6	-3.0
Stationery product mfg.	32223		11.5	2.2	1.9	-0.4	2.6	2.7
Stationery product manufacturing.....	322230		11.5	2.2	1.9	-0.4	2.6	2.7
Primary products.....		322230-P	11.4	2.3	2.0	-0.5	2.7	2.8
Die-cut paper and paperboard office supplies.....		322230-4	15.0	0.6	0.0	0.0	0.6	7.4
Envelopes, commercial, all types and materials.....		322230-5	14.2	-0.2	1.6	0.6	5.6	1.9
Tablets, pads and related products.....		322230-9	4.3	0.8	0.4	0.0	0.1	2.0
Secondary products and miscellaneous receipts.....		322230-SM						
Miscellaneous receipts.....		322230-M	14.1	1.2	1.2	2.3	-0.1	-0.5
Other converted paper product mfg.	32229		9.0	0.1	3.1	0.6	1.4	1.2
Sanitary paper product manufacturing.....	322291		6.1	-0.4	3.7	-0.2	0.8	1.2
Primary products.....		322291-P	5.8	-0.5	3.8	-0.3	1.0	0.7
Disposable diapers and similar disposable products, made from purchased sanitary paper stock.....		322291-2	6.4	0.0	5.8	0.0	0.4	0.2
Sanitary tissue paper products, made from purchased sanitary paper stock or wadding.....		322291-5	4.8	-1.2	0.9	-0.7	2.0	1.5
Secondary products and miscellaneous receipts.....		322291-SM						
Miscellaneous receipts.....		322291-M	20.8	0.0	0.0	0.0	-6.5	18.5
All other converted paper product mfg.....	322299		15.7	1.4	2.1	2.3	2.7	1.1
Primary products.....		322299-P	15.1	1.1	1.8	2.4	2.5	0.9
Molded pulp goods, including egg cartons, florist pots, food trays, etc.....		322299-1	12.8	0.9	1.3	0.5	2.5	1.3
Miscellaneous converted paper and paperboard products.....		322299-3	15.4	1.1	1.9	2.7	2.5	0.8
Secondary products and miscellaneous receipts.....		322299-SM						
Printing and related support activities.....	323		9.9	0.4	0.7	0.6	3.5	0.9
Printing and related support activities.....	3231		10.0	0.4	0.7	0.6	3.5	0.9
Printing.....	32311		10.1	0.4	0.6	0.6	3.5	0.9
Commercial screen printing.....	323113		7.4	0.1	0.3	1.1	1.7	0.8
Primary products.....		323113-P	7.8	0.0	0.4	1.3	1.8	0.7
Screen printing on garments, apparel accessories, and other fabric articles, excluding labels.....		323113-4	7.9	0.0	0.2	1.8	1.4	1.0
Screen printing (excluding on textiles, apparel, apparel accessories, and labels) ..		323113-6	7.7	0.1	0.8	0.0	2.9	0.0
Secondary products and miscellaneous receipts.....		323113-SM						
Miscellaneous receipts.....		323113-M	5.2	0.5	0.0	0.7	0.0	1.6
Secondary products.....		323113-S	6.0	0.3	0.3	0.4	1.7	1.0
Books printing.....	323117		12.0	0.8	1.7	0.8	1.6	1.6
Primary products.....		323117-P	12.3	0.5	1.8	0.9	1.6	1.7
Other book and pamphlet printing and binding.....		323117-E	3.0	0.0	0.1	0.1	0.0	0.1
Textbook printing and binding.....		323117-1	18.3	0.1	1.7	2.7	2.1	1.8
Technical, scientific, & professional book printing & binding.....		323117-3	12.1	0.0	5.1	0.8	2.3	0.1
Religious book printing and binding.....		323117-5	17.1	0.3	2.2	1.3	3.6	3.8
General book (trade, etc.) printing & binding.....		323117-7	14.3	1.1	1.9	0.3	1.6	2.6
Secondary products and miscellaneous receipts.....		323117-SM						
Secondary products.....		323117-S	11.9	4.7	0.9	0.4	2.3	1.0
Commercial printing, except screen and books.....	32311K		10.3	0.4	0.6	0.5	3.9	0.9
Primary products.....		32311K-P	9.8	0.3	0.6	0.5	3.9	0.8
Commercial lithographic printing.....		32311K-0	9.2	0.4	0.3	0.9	4.5	1.0
Other commercial and general job printing (lithographic).....		32311K-0B	3.5	0.6	0.5	-0.2	0.7	1.0

See footnotes at end of table.

Table 12. Producer price index percentage changes for the net output of selected industries and their products, not seasonally adjusted — Continued
 [December 2021]

Title ¹	Industry code	Product code	Unadjusted 12-month percent change ²	Unadjusted 1-month percent change ²				
				Dec. 2020 to Dec. 2021 ^P	July to Aug.	Aug. to Sept. ^P	Sept. to Oct. ^P	Oct. to Nov. ^P
Commercial printing, except screen and books - Continued								
Magazine and periodical printing (lithographic).....		32311K-01	13.7	1.2	0.5	4.4	0.0	3.2
Label and wrapper printing (lithographic).....		32311K-03	2.8	-0.1	0.0	0.0	0.0	0.0
Catalog and directory printing (lithographic).....		32311K-05	1.0	0.1	0.0	0.3	0.4	0.3
Advertising printing (lithographic).....		32311K-09	3.3	0.2	0.4	0.6	0.5	0.9
Commercial flexographic printing.....		32311K-2	15.5	0.6	0.8	0.6	4.5	0.0
Label and wrapper printing (flexographic).....		32311K-21	10.0	0.0	0.7	0.7	2.4	0.0
Quick printing.....		32311K-4	0.5	-3.0	0.0	0.0	0.0	0.0
Digital printing.....		32311K-5	13.6	0.6	1.1	-0.2	5.0	0.9
Manifold business forms printing.....		32311K-6	5.1	0.0	0.0	0.0	2.3	0.0
Unit set business forms, loose or bound, manifold books, and pegboard accounting systems.....		32311K-62	0.2	0.0	0.0	0.0	0.0	0.0
Other commercial printing.....		32311K-9	2.4	0.0	0.1	0.0	0.0	2.3
All other commercial and general job printing.....		32311K-9V	0.1	0.0	0.0	0.0	0.0	0.0
Secondary products and miscellaneous receipts.....		32311K-SM						
Miscellaneous receipts.....		32311K-M	4.8	0.0	0.0	0.4	0.2	0.0
Secondary products.....		32311K-S	27.6	2.7	2.0	0.4	7.0	3.1
Support activities for printing.....	32312		5.3	0.3	3.0	0.2	0.5	1.8
Support activities for printing.....	323120		5.3	0.3	3.0	0.2	0.5	1.8
Primary products.....		323120-P	5.3	0.1	3.2	0.2	0.4	2.0
Softcover, pamphlet, sample book, and other binding of books and materials printed elsewhere.....		323120-3	11.0	0.0	6.4	1.1	0.2	2.9
Edition, library, and other hardcover binding of books printed elsewhere.....		323120-4	-	0.7	1.6	0.0	-	-
Miscellaneous binding and postpress work, incl collating, perforating, folding, gluing, etc.....		323120-5	8.6	-0.1	3.4	0.3	1.5	1.0
Prepress services, excl platemaking (incl film, assembled flats, color sep., typesetting, etc.).....		323120-7	5.1	0.0	3.1	0.0	0.0	2.0
Printing plates and cylinders, prepared for printing (excl blank plates and blank cylinders).....		323120-9	-1.6	0.2	1.4	0.0	0.0	2.8
Secondary products and miscellaneous receipts.....		323120-SM						
Petroleum and coal products manufacturing.....	324		54.6	-1.9	1.2	8.0	0.6	-6.0
Petroleum and coal products mfg.....	3241		54.6	-1.9	1.2	8.0	0.6	-6.0
Petroleum refineries.....	32411		59.8	-2.2	1.2	8.5	0.6	-6.4
Petroleum refineries.....	324110		59.9	-2.2	1.2	8.6	0.6	-6.4
Primary products.....		324110-P	62.9	-2.3	1.1	8.9	0.6	-6.6
Kerosene, except jet fuel.....		324110-B	54.3	-2.0	5.3	14.2	-2.0	-8.7
Light fuel oils.....		324110-C	54.8	-1.5	3.7	12.1	-1.7	-5.6
Home heating oil and other distillates, NEC.....		324110-C1	52.1	-3.2	3.4	15.3	-0.2	-12.1
Diesel fuel.....		324110-C2	55.0	-1.4	3.7	11.9	-1.8	-5.3
Heavy fuel oils, including No. 5, No. 6, heavy diesel, gas enrichment oils, etc.....		324110-E	77.1	-8.9	-1.5	9.4	4.3	-0.9
Unfinished oils and lubricating oil base stock.....		324110-J	69.2	-3.4	6.8	0.6	-5.3	-3.9
Liquefied refinery gases, including other aliphatics (feed stock and other uses)....		324110-R	114.0	2.5	-20.2	18.1	0.7	-12.1
Other finished petroleum products, including waxes.....		324110-T	72.4	-22.5	7.3	5.1	22.6	32.5
Gasoline, including finished base stocks and blending agents.....		324110-1	65.8	-2.2	0.9	6.1	1.0	-8.8
Motor gasoline, including finished base stocks and blending agents.....		324110-12	66.8	-2.2	1.0	6.2	0.9	-8.9
Regular gasoline.....		324110-121	67.4	-2.4	1.0	6.5	0.7	-9.0
Mid-premium gasoline.....		324110-122	58.6	-1.1	-0.8	6.6	1.6	-8.0
Premium gasoline.....		324110-123	63.6	-1.0	1.4	3.9	2.0	-8.1
Jet fuel.....		324110-6	52.1	-1.3	3.4	12.4	3.8	-11.1
Asphalt.....		324110-9	69.5	1.7	-1.0	-1.4	8.1	-6.0
Secondary products and miscellaneous receipts.....		324110-SM1						
Asphalt paving and roofing materials mfg.....	32412		9.8	1.8	0.4	0.2	1.3	-1.4
Asphalt paving mixture & block manufacturing.....	324121		8.0	0.5	0.2	0.5	-0.1	1.1
Primary products.....		324121-P	8.2	0.5	0.1	0.5	-0.1	1.2
Asphalt paving mixtures & blocks.....		324121-0	8.2	0.5	0.1	0.5	-0.1	1.2
Emulsified asphalt, including liquid additives.....		324121-0111	17.7	1.0	-0.9	1.7	1.2	-0.2
Other liquid asphalt and tar paving materials, including cut-backs.....		324121-0121	17.5	1.2	0.9	1.4	0.2	-0.2
Asphalt and tar paving mixt. (excl liquid), incl bitum. or asph. concrete, asph. paving cement.....		324121-0131	3.5	0.3	0.6	-0.1	-0.8	2.3
Secondary products and miscellaneous receipts.....		324121-SM						
Miscellaneous receipts.....		324121-M	6.0	0.0	0.0	0.0	0.0	0.0
Secondary products.....		324121-S	-	-	-	0.0	0.0	0.0
Asphalt shingle and coating materials manufacturing.....	324122		11.8	3.3	0.6	-0.1	2.7	-3.8
Primary products.....		324122-P	11.7	3.3	0.6	-0.1	2.8	-4.1

See footnotes at end of table.

Table 12. Producer price index percentage changes for the net output of selected industries and their products, not seasonally adjusted — Continued
 [December 2021]

Title ¹	Industry code	Product code	Unadjusted 12-month percent change ²	Unadjusted 1-month percent change ²				
				Dec. 2020 to Dec. 2021 ^P	July to Aug.	Aug. to Sept. ^P	Sept. to Oct. ^P	Oct. to Nov. ^P
Asphalt shingle and coating materials manufacturing - Continued								
Roofing asphalts and pitches, coatings, and cements.....		324122-1	6.9	3.4	0.0	-0.1	-0.1	0.1
Prepared asphalt and tar roofing and siding products, incl. saturated felts for nonbuilding use.....		324122-2	12.5	3.3	0.7	-0.1	3.2	-4.7
Asphalt smooth-surfaced roll roofing and cap sheets, organic and fiberglass base.....		324122-21	13.8	6.3	1.4	0.1	-3.8	1.3
Asphalt mineral-surfaced roll roofing and cap sheets, organic and fiberglass base.....		324122-22	13.7	-2.1	3.1	1.9	1.7	0.3
Other prepared asphalt and tar products for roofing and siding.....		324122-27	15.8	2.6	1.7	2.5	0.4	1.5
Secondary products and miscellaneous receipts.....		324122-SM						
Other petroleum and coal products mfg.....	32419		13.3	1.4	0.6	3.0	0.0	0.7
Petroleum lubricating oil and grease mfg.....	324191		13.9	1.4	0.2	3.6	0.0	0.2
Primary products.....		324191-P	14.4	1.5	0.2	3.6	0.0	0.2
Petroleum lubricating oils and greases, refined petroleum.....		324191-0	14.4	1.5	0.2	3.6	0.0	0.2
Lubricating oils (incl. hydraulic fluids, etc.), refined petroleum.....		324191-011	15.4	1.5	0.3	3.9	0.0	0.2
Secondary products and miscellaneous receipts.....		324191-SM						
All other petroleum and coal products mfg.....	324199		11.1	1.4	2.0	0.4	0.3	3.2
Primary products.....		324199-P	10.2	1.3	2.3	0.2	0.3	3.4
Coke oven and blast furnace products, made in coke oven establishments.....		324199-3	-2.3	2.2	3.8	-2.4	-1.7	1.2
All other petroleum and coal products (excl. coke oven products), made in coke oven estab.....		324199-9	23.7	0.5	0.8	2.8	2.3	5.3
Secondary products and miscellaneous receipts.....		324199-SM						
Secondary products.....		324199-S	-	-	-	8.2	-0.1	-6.0
Chemical mfg.....	325		15.7	1.1	0.2	1.3	0.8	0.5
Basic chemical mfg.....	3251		32.1	2.5	0.0	2.1	3.0	0.4
Petrochemical mfg.....	32511		57.8	8.3	-1.1	2.1	-2.1	-7.3
Petrochemical manufacturing.....	325110		57.2	8.5	-0.7	1.7	-2.1	-7.2
Primary products.....		325110-P	52.6	10.0	2.5	-1.6	-2.1	-6.3
Secondary products and miscellaneous receipts.....		325110-SM						
Industrial gas mfg.....	32512		20.8	2.2	-0.4	-2.5	15.6	2.6
Industrial gas manufacturing.....	325120		20.8	2.2	-0.4	-2.5	15.6	2.6
Primary products.....		325120-P	21.5	2.3	-0.4	-2.5	16.1	2.7
Oxygen.....		325120-A	1.7	3.9	-0.9	-0.1	0.0	0.0
Argon and hydrogen.....		325120-C	-6.2	0.8	-1.5	-1.2	-0.1	0.0
Other industrial gases (including fluorocarbon and acetylene).....		325120-T	34.5	3.0	-0.2	-3.7	24.7	3.9
Carbon dioxide.....		325120-4	0.4	0.4	0.7	0.5	-0.6	-1.3
Nitrogen.....		325120-7	-0.1	-0.2	-0.6	0.2	0.6	0.1
Secondary products and miscellaneous receipts.....		325120-SM						
Synthetic dye and pigment mfg.....	32513		11.5	0.2	-2.5	1.6	4.0	0.6
Synthetic dye and pigment manufacturing.....	325130		11.5	0.2	-2.5	1.6	4.0	0.6
Primary products.....		325130-P	11.3	0.1	-2.7	1.6	4.2	0.6
All other inorganic pigments, including TiO2, chrome colors, and other white opaque pigments.....		325130-N	-	-	-	1.1	5.8	0.0
Chrome colors and other inorganic pigments.....		325130-N7	-	0.0	0.0	-	-	-
Synthetic organic dyes, pigments, lakes, and toners.....		325130-R	-	-	-	2.9	0.2	2.3
Synthetic organic dyes.....		325130-R8	28.7	0.1	1.1	6.9	0.2	8.1
Synthetic organic pigments, lakes, and toners.....		325130-R9	14.2	0.0	2.4	1.3	0.3	-0.2
Secondary products and miscellaneous receipts.....		325130-SM						
Other basic inorganic chemical manufacturing.....	32518		21.7	1.4	0.6	6.2	1.1	1.5
Other basic inorganic chemical manufacturing.....	325180		21.6	1.4	0.6	6.1	1.1	1.5
Primary products.....		325180-P	17.3	1.6	0.7	0.5	1.6	2.2
Potassium and sodium compounds, excluding bleaches, alkalies, and alum.....		325180-A	14.6	3.5	0.0	1.2	2.5	2.0
All other inorganic chemicals.....		325180-H	9.7	1.1	0.6	0.0	2.5	-0.5
Inorganic acids, excluding nitric, sulfuric and phosphoric.....		325180-3	19.7	-1.2	0.0	3.9	3.0	0.0
Sodium hydroxide (caustic soda).....		325180-4	34.7	2.1	3.3	6.4	1.1	6.0
Carbon black, all processes.....		325180-6	54.3	1.9	2.5	2.0	3.7	14.3
Other alkalies.....		325180-7	14.1	6.2	0.6	0.2	1.8	-0.5
Sulfuric acid.....		325180-9	-	0.4	-1.5	0.9	-0.7	-
Secondary products and miscellaneous receipts.....		325180-SM						
Miscellaneous receipts.....		325180-M	40.7	0.9	0.2	32.1	0.0	0.0
Secondary products.....		325180-S	16.5	1.4	0.0	-1.1	0.0	0.0
Other basic organic chemical mfg.....	32519		31.5	1.4	0.8	0.9	4.3	2.5

See footnotes at end of table.

Table 12. Producer price index percentage changes for the net output of selected industries and their products, not seasonally adjusted — Continued
 [December 2021]

Title ¹	Industry code	Product code	Unadjusted 12-month percent change ²	Unadjusted 1-month percent change ²				
			Dec. 2020 to Dec. 2021 ^P	July to Aug.	Aug. to Sept. ^P	Sept. to Oct. ^P	Oct. to Nov. ^P	Nov. to Dec. ^P
Ethyl alcohol manufacturing.....	325193		70.3	-1.2	1.0	-0.4	14.1	5.6
Primary products.....		325193-P	112.1	-3.3	1.4	0.6	19.2	6.5
Ethyl alcohol.....		325193-0	112.1	-3.3	1.4	0.6	19.2	6.5
Secondary products and miscellaneous receipts.....		325193-SM						
Secondary products.....		325193-S	9.6	5.1	0.0	-3.5	1.9	3.7
Cyclic crude, intermediate, and gum and wood chemical mfg.....	325194		32.8	6.9	0.1	1.7	-0.6	2.0
Primary products.....		325194-P	41.9	7.9	1.5	1.9	1.5	2.0
Gum and wood chemicals, including wood distillation products.....		325194-1	5.4	4.8	-0.1	0.9	0.2	0.2
Cyclic crude and intermediate chemicals.....		325194-2	57.1	8.8	1.9	2.2	1.9	2.6
Secondary products and miscellaneous receipts.....		325194-SM						
All other basic organic chemical manufacturing.....	325199		17.5	2.0	0.8	1.4	0.6	1.0
Primary products.....		325199-P	21.0	2.2	0.9	1.5	0.6	1.3
Natural organic chemicals.....		325199-E	4.0	0.9	3.2	1.4	-0.5	-0.2
Synthetic organic chemicals for use as flavor and perfume materials.....		325199-H	5.2	-1.4	0.0	3.3	0.4	0.6
Synthetic organic plasticizers.....		325199-N	47.9	3.3	2.5	1.0	7.2	13.9
Other synthetic organic chemicals.....		325199-R	34.0	2.4	1.1	1.7	5.4	4.4
Miscellaneous end use chemicals and chemical products, excluding urea.....		325199-T	2.8	0.0	1.8	0.4	0.1	-0.2
Miscellaneous cyclic and acyclic chemicals and chemical products, excluding fatty acid esters.....		325199-V	39.2	2.9	0.1	0.5	-0.2	1.6
Fatty acids.....		325199-1	58.8	3.4	-0.3	5.2	1.1	-2.6
Industrial organic flavor oil mixtures and blends.....		325199-7	-	0.0	3.2	0.0	1.6	0.0
Secondary products and miscellaneous receipts.....		325199-SM						
Miscellaneous receipts.....		325199-M	-	2.7	0.0	0.0	0.0	0.0
Resin, synthetic rubber, and artificial/synthetic fiber/filaments mfg.....	3252		30.6	1.7	0.3	0.7	-1.1	-1.9
Resin and synthetic rubber mfg.....	32521		30.7	1.8	0.2	0.6	-1.2	-2.0
Plastics material and resins mfg.....	325211		31.7	1.5	0.0	0.6	-1.2	-1.9
Primary products.....		325211-P	37.5	1.7	-0.1	0.7	-1.5	-2.3
Thermoplastic resins and plastics materials.....		325211-1	39.5	1.4	-0.1	0.4	-1.6	-2.9
Thermosetting resins and plastics materials.....		325211-4	23.1	4.0	0.5	2.5	-0.8	2.6
Secondary products and miscellaneous receipts.....		325211-SM						
Synthetic rubber manufacturing.....	325212		18.4	5.7	2.6	0.1	-1.5	-3.1
Primary products.....		325212-P	19.7	6.1	2.6	0.3	-1.6	-3.3
Synthetic rubber (vulcanizable elastomers).....		325212-0	19.7	6.1	2.6	0.3	-1.6	-3.3
Secondary products and miscellaneous receipts.....		325212-SM						
Artificial fibers and filaments manufacturing.....	32522		30.8	1.2	1.4	2.3	0.4	-0.3
Artificial fibers and filaments manufacturing.....	325220		30.9	1.2	1.4	2.3	0.4	-0.3
Primary products.....		325220-P	30.9	1.1	1.4	2.3	0.4	-0.4
Polyester manufactured fibers.....		325220-7	23.2	1.0	0.5	8.8	0.7	-3.4
Other noncellulosic organic fibers, incl. polyamide, polyolefin, and producer-textured.....		325220-9	33.1	1.1	1.6	0.7	0.3	0.5
Secondary products and miscellaneous receipts.....		325220-SM						
Pesticide, fertilizer, and other agricultural chemical mfg.....	3253		42.4	1.3	2.1	4.0	4.0	4.6
Fertilizer mfg.....	32531		76.7	1.1	2.9	6.4	6.5	7.3
Nitrogenous fertilizer manufacturing.....	325311		104.3	-1.8	2.3	14.8	9.9	12.3
Primary products.....		325311-P	108.3	-1.7	2.4	15.3	10.2	12.6
Synthetic ammonia, nitric acid, ammonium compounds, and urea.....		325311-A	119.1	-1.8	2.5	16.3	10.7	13.3
Fertilizer materials of organic origin.....		325311-7	0.0	0.0	0.0	0.0	0.0	0.0
Secondary products and miscellaneous receipts.....		325311-SM						
Secondary products.....		325311-S	17.3	-3.6	2.0	0.0	0.0	0.0
Phosphatic fertilizer manufacturing.....	325312		87.6	1.8	3.9	2.0	5.6	4.5
Primary products.....		325312-P	89.1	1.6	3.9	2.0	5.7	3.9
Phosphoric acid, superphosphates, and other phosphatic fertilizer materials.....		325312-A	92.1	1.9	3.9	2.8	5.4	3.6
Mixed fertilizers, made in plants which manufacture fertilizer materials.....		325312-7	78.4	0.6	4.2	-1.0	6.8	5.2
Secondary products and miscellaneous receipts.....		325312-SM						
Fertilizer, mixing only, manufacturing.....	325314		24.4	4.2	1.6	3.4	2.5	4.3
Primary products.....		325314-P	21.9	4.0	1.4	2.8	2.3	4.6
Mixed fertilizers, mixing only.....		325314-0	21.9	4.0	1.4	2.8	2.3	4.6
Mixed fertilizers, dry, mixing only.....		325314-01	11.6	3.8	0.5	1.6	1.1	1.1
Mixed fertilizers, liquid, mixing only.....		325314-02	75.4	4.7	5.7	7.9	7.3	17.6
Secondary products and miscellaneous receipts.....		325314-SM						
Miscellaneous receipts.....		325314-M	-	8.1	4.4	-	-	-

See footnotes at end of table.

Table 12. Producer price index percentage changes for the net output of selected industries and their products, not seasonally adjusted — Continued
 [December 2021]

Title ¹	Industry code	Product code	Unadjusted 12-month percent change ²	Unadjusted 1-month percent change ²				
				Dec. 2020 to Dec. 2021 ^P	July to Aug.	Aug. to Sept. ^P	Sept. to Oct. ^P	Oct. to Nov. ^P
Pesticide and other agricultural chemical mfg.	32532		6.4	1.7	0.9	0.6	0.1	0.2
Pesticide and other agricultural chemical manufacturing.	325320		6.4	1.7	0.9	0.6	0.1	0.2
Primary products.		325320-P	6.1	1.8	0.9	0.6	0.1	0.1
Agricultural and commercial pesticides and chemicals.		325320-1	6.4	2.1	1.1	0.3	0.0	0.0
Lawn and garden pesticides and chemicals.		325320-4	5.9	0.0	0.0	3.0	1.7	0.0
Household and institutional pesticides and chemicals.		325320-7	4.3	0.0	0.0	1.0	0.0	1.3
Secondary products and miscellaneous receipts.		325320-SM						
Pharmaceutical and medicine mfg.	3254		2.7	0.0	0.0	0.2	0.0	0.8
Pharmaceutical and medicine mfg.	32541		2.7	0.0	0.0	0.2	0.0	0.8
Medicinal and botanical manufacturing.	325411		0.3	0.0	0.1	0.1	-0.2	0.5
Primary products.		325411-P	0.3	0.0	0.1	0.1	-0.2	0.5
Synthetic organic medicinal chemicals, medicinal & botanical drugs, & other products.		325411-0	0.3	0.0	0.1	0.1	-0.2	0.5
Pharmaceutical preparation manufacturing.	325412		1.7	0.0	0.0	0.1	0.0	0.0
Primary products.		325412-P	1.8	0.0	0.0	0.1	0.0	0.0
Pharmaceuticals acting on the respiratory system, for human use.		325412-A	1.2	0.0	0.0	0.0	0.0	0.0
Antihistamines and bronchodilators, including antiasthmatics.		325412-A111	0.0	0.0	0.0	0.0	0.0	0.0
Other respiratory preparations.		325412-A112	1.7	0.0	0.0	0.0	0.0	0.0
Other respiratory preparations, over-the-counter.		325412-A112OC	0.0	0.0	0.0	0.0	0.0	0.0
Other respiratory preparations, prescription.		325412-A112RX	2.1	0.0	0.0	0.0	0.0	0.0
Pharmaceuticals acting on the digestive or the genito-urinary systems, for human use.		325412-D	0.5	0.0	0.5	0.0	0.0	0.0
Other digestive or genito-urinary preparations.		325412-D112	0.5	0.0	0.5	0.0	0.0	0.0
Other digestive or genito-urinary preparations, over-the-counter.		325412-D112OC	0.8	0.0	0.0	0.0	0.0	0.0
Other digestive or genito-urinary preparations, prescription.		325412-D112RX	0.4	0.0	0.6	0.0	0.0	0.0
Pharmaceuticals acting on the skin, for human use.		325412-G	-0.2	0.0	0.0	0.0	0.0	0.0
Other pharmaceutical preparations acting on the skin.		325412-G311	-0.5	0.0	0.0	0.0	0.0	0.0
Anti-acne preparations.		325412-G411	0.0	0.0	0.0	0.0	0.0	0.0
Vitamin, nutrient, and hematonic preparations, for human use.		325412-L	0.7	0.2	0.3	-0.1	0.1	-0.3
Multivitamins.		325412-L111	0.6	0.0	0.0	0.0	0.0	0.0
Other vitamins and nutrients.		325412-L112	0.8	0.4	0.4	-0.2	0.1	-0.5
Pharmaceuticals affecting parasitic and infective diseases, for human use.		325412-Q	1.2	0.0	0.0	0.0	0.0	0.0
Broad and medium spectrum antibiotics.		325412-Q111	0.1	0.0	0.0	0.0	0.0	0.0
Systemic antivirals.		325412-Q112	2.2	0.0	0.0	0.0	0.0	0.0
Other parasitic and infective diseases.		325412-Q113	1.3	0.0	0.0	0.0	0.0	0.0
Pharmaceuticals affecting neoplasms, the endocrine system, & metabolic diseases, for human use.		325412-1	2.0	0.0	0.0	0.1	0.0	0.0
Cancer therapy products.		325412-1111	3.2	0.0	0.0	0.0	0.0	0.0
Insulin/antidiabetes products.		325412-1112	3.3	0.0	0.0	0.2	0.0	0.0
Other neoplasms, endocrine system, and metabolic diseases.		325412-1113	1.6	0.0	0.0	0.0	0.0	0.0
Hormones and oral contraceptives.		325412-1114	1.1	0.2	0.0	0.0	0.0	0.0
Pharmaceuticals acting on the central nervous system and the sense organs, for human use.		325412-4	1.0	0.0	0.0	0.2	0.0	0.0
Analgesics.		325412-4111	0.2	0.0	0.0	0.6	0.0	0.0
Psychotherapeutics.		325412-4112	2.4	0.0	0.0	0.0	0.0	0.0
Antidepressants.		325412-41121	2.4	0.0	0.0	0.0	0.0	0.0
Other psychotherapeutics, including tranquilizers.		325412-41123	2.4	0.0	0.0	0.0	0.0	0.0
Other central nervous system and sense organs.		325412-4113	1.2	0.0	0.0	0.0	0.0	0.0
Anticonvulsants.		325412-4114	2.2	0.0	0.0	0.0	0.0	0.0
Analgesics, over-the-counter.		325412-4111OC	4.1	0.1	0.0	3.9	0.0	0.0
Analgesics, prescription.		325412-4111RX	-0.2	0.0	0.0	0.3	0.0	0.0
Pharmaceuticals acting on the cardiovascular system, for human use.		325412-7	1.7	0.0	0.0	0.0	0.0	0.0
Other cardiovascular preparations.		325412-7113	1.1	0.0	0.0	0.0	0.0	0.0
Secondary products and miscellaneous receipts.		325412-SM						
Miscellaneous receipts.		325412-M	0.6	0.5	0.0	0.5	0.0	0.3
Secondary products.		325412-S	5.4	0.3	0.2	0.0	0.0	0.0
In-vitro diagnostic substance manufacturing.	325413		13.0	-0.1	-0.3	0.2	-0.3	12.7
Primary products.		325413-P	15.4	-0.1	-0.3	0.2	-0.4	15.0
In-vitro diagnostic substances.		325413-0	15.4	-0.1	-0.3	0.2	-0.4	15.0
Secondary products and miscellaneous receipts.		325413-SM						
Other biological product manufacturing.	325414		5.7	0.0	0.2	0.5	0.0	0.0
Primary products.		325414-P	6.6	0.0	0.3	0.6	0.0	0.0
Biological products, excluding diagnostic, for veterinary, industrial, and all other misc. uses.		325414-A	-	0.0	1.4	3.3	0.0	-

See footnotes at end of table.

Table 12. Producer price index percentage changes for the net output of selected industries and their products, not seasonally adjusted — Continued
 [December 2021]

Title ¹	Industry code	Product code	Unadjusted 12-month percent change ²	Unadjusted 1-month percent change ²				
				Dec. 2020 to Dec. 2021 ^P	July to Aug.	Aug. to Sept. ^P	Sept. to Oct. ^P	Oct. to Nov. ^P
Other biological product manufacturing - Continued								
Biological products, excluding diagnostic, for human use.....		325414-T	7.3	0.0	0.0	0.0	0.0	0.0
Secondary products and miscellaneous receipts.....		325414-SM1						
Paint, coating & adhesive mfg.....	3255		14.3	1.1	1.9	1.0	0.7	1.2
Paint and coating mfg.....	32551		15.7	1.5	1.5	1.1	0.8	1.0
Paint and coating manufacturing.....	325510		15.7	1.5	1.5	1.1	0.8	1.0
Primary products.....		325510-P	16.0	1.5	1.6	1.2	0.8	1.0
Miscellaneous allied paint products including paint and varnish removers, thinners, etc.....		325510-B	18.3	3.6	1.6	1.7	0.1	1.5
Architectural coatings.....		325510-1	14.2	0.8	0.3	0.9	1.0	0.7
Exterior architectural coatings.....		325510-11	20.4	1.4	0.1	2.1	2.5	1.9
Interior architectural coatings.....		325510-12	10.9	0.5	0.4	0.3	0.2	0.0
Product finishes for original equipment manufacturers (OEM), excluding marine coatings.....		325510-4	16.5	1.5	2.1	1.6	0.7	1.9
Transportation finishes, except powdered and high-solids coatings.....		325510-41	4.2	-1.1	-0.2	1.4	-0.2	0.5
All other product finishes for original equipment manufacturers (OEM), excluding marine coating.....		325510-42	22.3	2.7	3.1	1.7	1.1	2.5
Special purpose coatings incl. marine, industrial, construction and maintenance coatings, etc.....		325510-7	18.5	2.3	3.6	1.1	0.7	0.5
Automotive, other transportation and machinery refinish paints and enamels, including primers.....		325510-71	26.0	4.0	2.1	0.9	3.0	1.2
Special purpose coatings, including all marine coatings and traffic marking paints.....		325510-72	15.5	1.6	4.2	1.1	-0.2	0.2
Secondary products and miscellaneous receipts.....		325510-SM						
Secondary products.....		325510-S	9.6	0.7	0.6	0.6	0.5	0.9
Adhesive mfg.....	32552		11.6	0.4	2.7	0.8	0.6	1.6
Adhesive manufacturing.....	325520		11.7	0.4	2.7	0.8	0.6	1.5
Primary products.....		325520-P	11.4	0.5	2.2	0.6	0.7	1.7
Nonstructural caulking compounds and sealants.....		325520-A	14.3	0.1	5.2	0.2	0.0	3.4
Structural sealants (load bearing).....		325520-B	7.5	0.9	0.0	0.7	0.0	0.0
Synthetic resin & rubber adhesives, incl all types of bonding & laminating adhesives.....		325520-4	11.7	0.6	1.4	0.8	1.1	1.4
Epoxy adhesives.....		325520-41	10.7	0.2	1.0	0.7	0.0	1.8
Other synthetic resin and rubber adhesives.....		325520-46	16.7	0.7	1.7	1.5	2.6	0.0
Secondary products and miscellaneous receipts.....		325520-SM						
Miscellaneous receipts.....		325520-M	10.0	0.0	0.3	6.0	0.0	0.0
Secondary products.....		325520-S	18.3	0.3	14.0	0.1	-0.1	0.2
Soap, cleaners, and toilet preparation mfg.....	3256		5.4	0.4	0.3	0.8	0.4	0.6
Soap & cleaning compound mfg.....	32561		9.3	0.8	0.5	1.2	0.7	0.6
Soap and other detergent manufacturing.....	325611		5.0	1.0	0.2	0.4	0.5	0.3
Primary products.....		325611-P	5.6	1.3	0.2	0.4	0.7	0.1
Soaps and detergents, commercial, industrial, and institutional.....		325611-1	5.5	0.2	0.5	0.6	1.6	0.4
Commercial, industrial, and institutional hard surface cleaners.....		325611-11	3.3	0.5	0.0	0.3	0.0	0.5
Commercial, industrial, and institutional laundry detergents.....		325611-12	8.4	0.0	0.0	0.6	4.5	0.0
Commercial, industrial, and institutional dishwashing detergents.....		325611-13	2.7	0.0	0.9	0.1	0.8	0.8
Commercial, industrial, and institutional metal cleaners.....		325611-14	12.0	0.0	0.9	5.7	0.0	2.9
Dairy, farm, and food plant cleaners, sanitizers, etc.....		325611-16	7.9	1.6	0.7	0.0	0.0	0.0
Commercial, industrial, and institutional soaps, excluding specialty cleaners.....		325611-17	7.0	0.2	0.3	2.0	0.5	-0.1
Commercial, industrial, and institutional scouring cleaners.....		325611-18	0.0	0.0	0.0	0.0	0.0	0.0
Household detergents.....		325611-4	7.5	2.9	0.0	0.1	0.2	0.0
Household alkaline detergents and cleaners.....		325611-45	5.9	0.3	0.1	0.3	0.1	0.0
Household dry and liquid laundry detergents.....		325611-46	8.1	3.9	0.0	0.0	0.2	0.0
Soaps, excluding specialty cleaners, household.....		325611-7	3.3	0.2	0.0	0.6	0.0	0.0
Secondary products and miscellaneous receipts.....		325611-SM						
Miscellaneous receipts.....		325611-M	4.2	0.0	0.0	4.7	0.0	0.0
Secondary products.....		325611-S	3.0	0.2	0.3	0.3	0.0	1.0
Polish and other sanitation good mfg.....	325612		6.1	0.9	0.3	0.2	2.5	0.2
Primary products.....		325612-P	5.5	0.4	0.4	0.2	2.4	0.3
Polishing preparations and related products.....		325612-7	13.9	1.7	0.2	1.3	1.8	1.9
Specialty cleaning and sanitation products.....		325612-8	5.9	0.2	0.6	0.0	3.4	0.0
Disinfectants, nonagricultural, industrial and institutional.....		325612-81	4.4	0.0	2.9	0.0	0.0	0.0
Air and room fresheners.....		325612-83	10.0	0.0	0.0	0.0	9.8	0.0
Laundry fabric softeners and rinses, liquid and dry.....		325612-88	1.6	0.2	0.0	0.0	0.0	0.1
Other specialty cleaning and sanitation products.....		325612-89	8.0	0.4	0.4	0.0	4.6	0.0

See footnotes at end of table.

Table 12. Producer price index percentage changes for the net output of selected industries and their products, not seasonally adjusted — Continued
 [December 2021]

Title ¹	Industry code	Product code	Unadjusted 12-month percent change ²	Unadjusted 1-month percent change ²				
				Dec. 2020 to Dec. 2021 ^P	July to Aug.	Aug. to Sept. ^P	Sept. to Oct. ^P	Oct. to Nov. ^P
Polish and other sanitation good mfg. - Continued								
Secondary products and miscellaneous receipts.....		325612-SM						
Miscellaneous receipts.....		325612-M	5.0	2.8	0.0	0.0	0.0	0.0
Surface active agent manufacturing.....	325613		20.6	0.2	1.2	3.4	-0.3	1.3
Primary products.....		325613-P	19.3	0.1	1.3	2.8	-0.4	1.3
Surfactants, finishing agents, and assistants.....		325613-0	19.3	0.1	1.3	2.8	-0.4	1.3
Textile and leather assistants and finishes.....		325613-01	13.2	0.0	1.5	0.0	0.9	0.8
Surfactants (bulk surface active agents).....		325613-02	20.3	0.2	1.2	3.3	-0.6	1.4
Secondary products and miscellaneous receipts.....		325613-SM						
Toilet preparation mfg.....	32562		1.5	0.0	0.1	0.3	0.0	0.6
Toilet preparation manufacturing.....	325620		1.4	0.0	0.1	0.3	0.0	0.6
Primary products.....		325620-P	1.7	0.1	0.1	0.2	0.0	0.6
Denture cleaners, mouthwashes, gargles, and rinses.....		325620-A	—	—	—	—	0.0	0.0
Creams, lotions, and oils, excluding shaving, hair, and deodorant.....		325620-D	0.2	0.0	0.0	0.0	0.0	0.2
Other cosmetics and toilet preparations.....		325620-G	2.2	0.2	0.2	0.0	0.0	0.2
Shaving preparations.....		325620-1	—	—	—	—	-0.4	2.7
Perfumes, toilet waters, and colognes.....		325620-4	3.9	0.0	—	—	0.0	3.9
Hair preparations (including shampoos).....		325620-7	1.4	0.0	0.2	0.9	0.0	0.3
Hair preparations incl professional, consumer, and cream/gel shampoos.....		325620-71	1.3	0.0	0.0	0.9	0.0	0.4
Hair tonics and hair dressings incl professional and consumer use.....		325620-72	1.7	0.0	1.0	0.7	0.1	-0.1
Secondary products and miscellaneous receipts.....		325620-SM						
Secondary products.....		325620-S	—	—	—	—	0.2	2.2
Other chemical product & preparation mfg.....	3259		9.6	0.8	0.4	2.2	0.5	0.2
Printing ink mfg.....	32591		8.3	2.2	0.1	1.9	0.8	0.0
Printing ink manufacturing.....	325910		8.3	2.2	0.1	1.9	0.8	0.0
Primary products.....		325910-P	8.5	2.3	0.0	2.0	0.7	0.0
Flexographic printing inks.....		325910-A	19.8	4.6	0.1	4.1	0.2	0.1
Nonimpact/digital inks.....		325910-E	2.4	0.1	0.0	0.4	1.8	-0.1
All other printing inks.....		325910-H	5.7	0.3	0.0	1.2	0.6	0.8
Lithographic and offset inks.....		325910-6	13.2	4.4	0.0	3.2	0.1	0.0
News and nonheat web offset printing inks.....		325910-61	21.4	8.0	0.0	5.0	0.0	0.0
Publication and commercial web inks.....		325910-62	13.3	5.1	0.0	3.4	0.0	0.0
Sheet-fed general inks.....		325910-63	10.0	1.8	0.0	2.1	0.4	0.0
Sheet-fed packaging inks.....		325910-64	8.9	1.9	0.0	2.3	0.0	0.0
Gravure printing inks.....		325910-7	1.0	0.0	0.0	0.0	0.0	0.0
Secondary products and miscellaneous receipts.....		325910-SM						
Miscellaneous receipts.....		325910-M	1.1	0.5	1.0	1.2	1.9	-1.8
Secondary products.....		325910-S	5.0	-0.6	2.6	0.0	0.0	-0.1
Explosives mfg.....	32592		4.5	0.1	0.5	0.6	0.1	1.2
Explosives manufacturing.....	325920		4.5	0.1	0.5	0.6	0.1	1.2
Primary products.....		325920-P	5.7	0.2	0.6	0.7	0.0	1.4
Explosives.....		325920-0	5.7	0.2	0.6	0.7	0.0	1.4
Secondary products and miscellaneous receipts.....		325920-SM						
All other chemical product & preparation mfg.....	32599		10.1	0.7	0.4	2.3	0.4	0.2
Custom compounding of purchased resins.....	325991		22.4	0.3	0.3	5.4	0.5	1.4
Primary products.....		325991-P	24.5	0.3	0.3	5.9	0.5	1.4
Custom compounding of purchased resins and color concentrates.....		325991-0	24.5	0.3	0.3	5.9	0.5	1.4
Secondary products and miscellaneous receipts.....		325991-SM						
Photographic film and chemical manufacturing.....	325992		5.7	0.6	-0.5	2.1	-0.4	0.6
Primary products.....		325992-P	5.2	0.8	-0.7	2.8	-0.6	0.5
Photographic sensitized film, plates, paper, & cloth.....		325992-T	5.7	1.0	-1.1	2.3	-0.8	0.7
Photographic sensitized film, plates, paper, & cloth, silver-halide-type (excluding X-ray).....		325992-T1	6.0	1.7	-2.0	3.8	-1.3	1.2
Sensitized photographic film, plates, paper & cloth, other than silver-halide-type, incl. X-ray.....		325992-T3	5.2	0.0	0.3	0.0	0.0	-0.2
Prepared photographic chemicals.....		325992-5	3.4	0.0	0.5	4.6	0.0	0.0
Secondary products and miscellaneous receipts.....		325992-SM						
Miscellaneous receipts.....		325992-M	0.6	0.3	0.0	0.0	0.0	0.3
Other miscellaneous chemical product manufacturing.....	325998		5.8	0.9	0.9	0.7	0.8	-0.8
Primary products.....		325998-P	6.4	1.0	1.1	0.8	0.9	-0.9
Water treating compounds.....		325998-A	25.6	0.6	4.5	2.4	-1.1	1.8
All other chemical preparations, including essential oils.....		325998-J	3.6	1.0	0.2	0.1	1.7	-1.7

See footnotes at end of table.

Table 12. Producer price index percentage changes for the net output of selected industries and their products, not seasonally adjusted — Continued
 [December 2021]

Title ¹	Industry code	Product code	Unadjusted 12-month percent change ²	Unadjusted 1-month percent change ²				
			Dec. 2020 to Dec. 2021 ^P	July to Aug.	Aug. to Sept. ^P	Sept. to Oct. ^P	Oct. to Nov. ^P	Nov. to Dec. ^P
Other miscellaneous chemical product manufacturing - Continued								
Secondary products and miscellaneous receipts.....		325998-SM						
Miscellaneous receipts.....		325998-M	0.1	0.0	0.0	0.0	0.0	0.0
Secondary products.....		325998-S	2.6	0.6	-0.7	0.0	-0.2	0.0
Plastics and rubber products mfg.....	326		20.7	1.4	1.5	1.6	1.3	1.3
Plastics product mfg.....	3261		23.4	1.6	1.6	1.8	1.4	1.4
Unsupported plastics film, sheet, and bag mfg.....	32611		26.0	1.9	1.8	1.8	1.0	0.6
Plastics bag and pouch manufacturing.....	326111		20.2	3.6	2.1	1.2	-1.0	-0.9
Primary products.....		326111-P	20.6	3.8	2.2	1.3	-1.3	-1.0
Single-web film specialty bags, pouches, and liners.....		326111-1	21.5	4.1	2.4	1.3	-1.4	-1.1
Polyethylene grocery and variety bags and pouches.....		326111-11	19.2	3.7	0.0	0.0	-3.3	-0.2
Polyethylene refuse bags.....		326111-12	23.3	4.7	7.3	2.9	-1.0	-7.3
Other polyethylene bags, pouches, and liners.....		326111-15	20.3	3.6	0.9	2.3	0.0	-1.1
Coextruded single-web film specialty bags, pouches, & liners.....		326111-16	39.1	7.7	4.7	0.0	0.0	4.8
Multweb film/film combination specialty bags, pouches, and liners.....		326111-3	11.9	1.2	0.4	1.0	-0.1	0.3
Secondary products and miscellaneous receipts.....		326111-SM						
Secondary products.....		326111-S	30.6	2.8	2.0	0.1	1.8	-0.5
Plastics packaging film and sheet mfg.....	326112		23.7	1.4	1.7	0.7	0.4	-0.6
Primary products.....		326112-P	23.9	1.4	1.8	0.5	0.6	-0.8
Single-web film, rolls, and sheets, including coextruded, for flexible packaging uses.....		326112-1	24.0	1.1	1.9	1.4	-0.8	-0.4
Single-web film, rolls, and sheets for flexible packaging uses.....		326112-11	20.8	0.2	1.4	1.5	-0.8	-1.0
Coextruded single-web film, for flexible packaging uses.....		326112-12	41.1	5.2	4.1	1.3	-1.0	2.5
Film/film multiweb laminated rolls and sheets, excluding foil, for flexible packaging uses.....		326112-3	23.6	2.2	1.6	-1.9	4.3	-2.0
Secondary products and miscellaneous receipts.....		326112-SM						
Secondary products.....		326112-S	27.9	2.2	1.4	3.4	-1.2	1.6
Nonpackaging plastics film and sheet mfg.....	326113		31.0	1.4	1.8	3.0	2.5	2.3
Primary products.....		326113-P	33.5	1.6	2.0	3.1	3.0	2.9
Unlaminated plastics film and sheet, excluding packaging.....		326113-0	33.5	1.6	2.0	3.1	3.0	2.9
Unlaminated polyethylene film and sheet.....		326113-01	35.2	2.6	1.4	-0.4	3.6	4.3
Unlaminated vinyl and vinyl copolymer film and sheet.....		326113-03	33.0	3.4	6.0	3.1	0.3	0.8
Miscellaneous unlaminated plastics film and sheet.....		326113-04	25.2	0.2	0.8	2.8	3.6	3.0
Secondary products and miscellaneous receipts.....		326113-SM						
Secondary products.....		326113-S	16.4	0.8	1.3	1.7	-0.4	-1.2
Plastics pipe/fitting/unsupported shapes mfg.....	32612		41.4	3.5	2.0	3.6	0.6	0.7
Unlaminated plastics profile shape manufacturing.....	326121		14.3	0.8	3.1	2.7	0.3	-1.6
Primary products.....		326121-P	14.2	0.9	3.3	2.4	0.0	-1.8
Unlaminated plastics profile shapes.....		326121-0	14.2	0.9	3.3	2.4	0.0	-1.8
Secondary products and miscellaneous receipts.....		326121-SM						
Plastics pipe and pipe fitting manufacturing.....	326122		57.3	4.7	1.5	4.0	0.7	1.8
Primary products.....		326122-P	58.7	4.8	1.4	4.1	0.7	1.8
Plastics pipe.....		326122-1	60.9	5.0	1.0	4.3	0.7	1.9
Plastics drain, waste and vent pipe.....		326122-11	52.8	6.8	1.0	3.7	1.0	3.0
Plastics water pipe.....		326122-13	84.9	8.3	2.5	5.3	1.2	2.0
Plastics sewer, stormdrain, and water main pipe.....		326122-18	83.3	1.3	1.0	5.9	1.8	5.0
Other plastics pipe.....		326122-1B	30.1	2.2	0.2	0.7	-0.1	-2.3
Plastics pipe fittings and unions.....		326122-3	49.3	3.7	2.9	3.0	0.7	1.6
Secondary products and miscellaneous receipts.....		326122-SM						
Miscellaneous receipts.....		326122-M	25.9	2.7	7.6	1.9	2.5	-2.2
Secondary products.....		326122-S1	22.7	0.4	0.9	4.4	0.3	1.0
Laminated plastics plate, sheet, and shape mfg.....	32613		7.8	0.0	0.9	0.9	0.2	1.2
Laminated plastics plate, sheet (except packaging), and shape manufacturing.....	326130		7.8	0.0	0.9	0.9	0.2	1.2
Primary products.....		326130-P	7.8	0.0	1.0	0.8	0.2	1.4
Laminated plastics plate, sheet (except packaging), and shapes.....		326130-0	7.8	0.0	1.0	0.8	0.2	1.4
Secondary products and miscellaneous receipts.....		326130-SM						
Secondary products.....		326130-S	-	0.3	-0.5	4.2	0.0	-
Polystyrene foam product mfg.....	32614		46.2	1.7	0.3	5.5	2.8	1.2
Polystyrene foam product manufacturing.....	326140		46.2	1.7	0.3	5.5	2.8	1.2
Primary products.....		326140-P	42.1	1.8	0.3	4.7	2.7	0.3
Packaging, polystyrene foam products.....		326140-2	49.3	2.4	0.3	4.1	2.6	-0.3

See footnotes at end of table.

Table 12. Producer price index percentage changes for the net output of selected industries and their products, not seasonally adjusted — Continued
 [December 2021]

Title ¹	Industry code	Product code	Unadjusted 12-month percent change ²	Unadjusted 1-month percent change ²				
				Dec. 2020 to Dec. 2021 ^P	July to Aug.	Aug. to Sept. ^P	Sept. to Oct. ^P	Oct. to Nov. ^P
Polystyrene foam product manufacturing - Continued								
Polystyrene foam food containers.....		326140-21	46.1	3.9	0.5	5.2	0.4	-0.7
Polystyrene foam protective shipping pads, shaped cushioning, etc.....		326140-22	55.1	0.0	0.0	2.0	6.4	0.5
Building and construction polystyrene foam products.....		326140-3	47.2	0.7	0.2	8.2	6.6	0.2
Consumer and institutional polystyrene foam products.....		326140-5	36.9	2.2	0.2	4.1	0.5	0.1
All other polystyrene foam products incl. transportation application uses.....		326140-9	28.4	0.0	1.4	3.6	4.4	3.1
Secondary products and miscellaneous receipts.....		326140-SM						
Foam product (ex polystyrene) mfg.....	32615		18.2	1.3	3.7	0.4	0.0	0.5
Urethane and other foam product mfg.....	326150		18.1	1.3	3.7	0.4	0.0	0.5
Primary products.....		326150-P	19.4	1.3	4.0	0.4	0.0	0.6
Packaging polyurethane foam products.....		326150-2	3.2	1.8	0.0	0.0	0.0	0.0
Furniture and furnishings polyurethane foam products.....		326150-4	36.7	1.3	9.6	0.3	0.0	1.1
Polyurethane foam formed & slab stock for pillows/seating/etc.....		326150-41	35.5	0.0	0.7	1.3	0.0	1.1
Consumer and institutional polyurethane foam products.....		326150-5	15.0	0.0	0.0	0.0	0.0	0.0
All other miscellaneous polyurethane foam products.....		326150-6	10.5	0.4	0.0	1.0	0.0	0.4
Products made of foam other than polystyrene or polyurethane.....		326150-9	11.9	4.2	0.7	1.3	0.0	0.4
Secondary products and miscellaneous receipts.....		326150-SM						
Secondary products.....		326150-S	8.0	1.0	0.2	1.3	0.9	0.4
Plastics bottle mfg.....	32616		16.3	1.8	0.8	1.5	0.9	0.0
Plastics bottle manufacturing.....	326160		16.2	1.8	0.8	1.5	0.9	0.0
Primary products.....		326160-P	16.6	1.9	0.8	1.6	0.9	0.0
Plastics bottles.....		326160-0	16.5	1.9	0.8	1.6	0.9	0.0
Secondary products and miscellaneous receipts.....		326160-SM						
Other plastics product mfg.....	32619		18.6	1.1	1.5	1.1	1.8	2.2
Plastics plumbing fixture manufacturing.....	326191		20.0	2.6	2.1	1.4	2.8	0.0
Primary products.....		326191-P	20.2	2.7	2.2	1.5	3.0	0.0
Plastics plumbing fixtures.....		326191-0	20.2	2.7	2.2	1.5	3.0	0.0
Secondary products and miscellaneous receipts.....		326191-SM						
Miscellaneous receipts.....		326191-M	18.5	0.6	0.1	0.0	0.0	0.0
All other plastics product manufacturing.....	326199		18.6	1.0	1.5	1.1	1.7	2.3
Primary products.....		326199-P	19.1	1.0	1.6	1.1	1.8	2.3
All other reinforced and fiberglass plastics products.....		326199-A	9.5	0.4	0.3	1.3	0.0	0.6
Consumer/institutional/commercial fabricated plastics products (excl. foam and wire coated).....		326199-C	23.6	1.0	3.5	0.1	4.2	4.2
Transportation fabricated plastics products (excluding foam and reinforced plastics).....		326199-1	16.5	0.5	1.3	1.4	0.8	4.2
Electrical and electronic fabricated plastics (excluding foam and reinforced plastics).....		326199-2	6.1	0.2	0.0	0.6	0.0	0.0
Industrial machinery plastics products, excluding foam (incl. gears, bearings, etc.).....		326199-3	1.9	0.4	-0.8	1.3	0.0	-0.4
Plastics packaging (excluding film, sheet, foam, and bottles).....		326199-4	29.0	2.1	1.2	2.2	2.0	0.0
Building & construction fabricated plastics products (excl foam, plumbing fixtures, hardware).....		326199-8	17.8	1.2	1.1	1.3	0.7	1.2
Secondary products and miscellaneous receipts.....		326199-SM						
Miscellaneous receipts.....		326199-M	13.0	1.2	0.0	0.1	0.9	4.3
Secondary products.....		326199-S	8.4	0.6	1.4	0.4	0.9	-0.6
Rubber product mfg.....	3262		10.1	0.8	1.0	0.7	0.8	0.9
Tire mfg.....	32621		9.1	0.6	0.5	0.1	1.3	0.3
Tire manufacturing, except retreading.....	326211		9.0	0.6	0.5	0.1	1.3	0.3
Primary products.....		326211-P	8.3	0.3	0.4	0.1	0.9	0.4
Tread rubber, tire sundries, and repair materials.....		326211-H	9.8	0.1	2.8	0.0	0.0	0.0
Pneumatic tires (including passenger, truck, bus, tractor, industrial, and other tires).....		326211-0	8.0	0.3	0.3	0.1	0.8	0.4
Passenger car pneumatic tires (casings).....		326211-01	6.3	0.4	0.2	0.8	0.3	0.2
Truck and bus (including off-the-highway) pneumatic tires.....		326211-03	11.3	0.0	0.2	-1.0	1.6	0.5
Secondary products and miscellaneous receipts.....		326211-SM						
Rubber and plastics hose and belting.....	32622		10.4	1.5	0.6	0.6	0.3	1.4
Rubber and plastics hose and belting mfg.....	326220		10.4	1.5	0.6	0.6	0.3	1.4
Primary products.....		326220-P	9.4	1.5	0.7	0.5	0.3	1.4
Rubber and plastics belt and belting mfg.....		326220-D	4.6	1.4	0.0	-0.1	0.9	0.9
Rubber and plastics transmission belts and belting (excluding flat).....		326220-D2	1.9	0.0	0.0	0.2	0.2	0.0
Rubber and plastic hose mfg.....		326220-H	13.0	1.6	1.1	0.8	-0.1	1.8
Rubber and plastics hose for on- and off-highway motor vehicles.....		326220-H3	4.3	0.4	0.8	0.9	-0.5	0.9

See footnotes at end of table.

Table 12. Producer price index percentage changes for the net output of selected industries and their products, not seasonally adjusted — Continued
 [December 2021]

Title ¹	Industry code	Product code	Unadjusted 12-month percent change ²	Unadjusted 1-month percent change ²				
			Dec. 2020 to Dec. 2021 ^P	July to Aug.	Aug. to Sept. ^P	Sept. to Oct. ^P	Oct. to Nov. ^P	Nov. to Dec. ^P
Rubber and plastics hose and belting mfg. - Continued								
Industrial rubber and plastics hose without fittings.....		326220-H4	9.7	0.2	0.0	0.8	0.0	0.3
Rubber and plastics water hose (incl. fire, irrigation, etc.).....		326220-H5	47.5	3.2	5.4	3.7	0.4	4.0
Secondary products and miscellaneous receipts.....		326220-SM						
Miscellaneous receipts.....		326220-M	20.4	0.6	0.0	1.6	0.0	0.7
Other rubber product mfg.....	32629		11.4	0.8	1.8	1.5	0.4	1.4
Rubber product mfg. for mechanical use.....	326291		6.1	0.2	0.3	1.1	0.3	1.4
Primary products.....		326291-P	3.6	0.0	0.3	0.3	0.3	0.4
Other extruded rubber mechanical goods (excl. auto)(excl. tubing).....		326291-C	21.2	0.0	3.5	0.0	6.6	0.0
Molded rubber mechanical goods, automotive.....		326291-1	1.2	0.0	0.0	0.1	0.0	0.0
Molded rubber mechanical goods, transportation (excluding automotive)/off-highway machinery.....		326291-2	-0.5	0.0	0.0	0.0	0.0	0.0
Other molded rubber mechanical goods (excluding tubing).....		326291-9	12.1	0.0	0.8	1.9	0.0	2.6
Secondary products and miscellaneous receipts.....		326291-SM						
Secondary products.....		326291-S	17.5	1.0	0.2	0.4	0.2	7.4
All other rubber product manufacturing.....	326299		14.9	1.3	2.9	1.7	0.5	1.4
Primary products.....		326299-P	14.4	1.4	2.5	1.9	0.4	1.6
Rubber druggist and medical sundries, excluding gloves.....		326299-A	0.3	0.0	0.0	0.0	0.0	0.1
All other miscellaneous rubber goods.....		326299-B	8.2	0.4	0.8	0.0	0.5	2.4
Rubber compounds or mixtures for sale or interplant transfer.....		326299-6	26.2	1.6	3.8	3.8	0.0	0.9
All other industrial rubber products.....		326299-7	0.1	1.1	0.9	0.7	0.0	0.5
Secondary products and miscellaneous receipts.....		326299-SM						
Miscellaneous receipts.....		326299-M	-	0.0	-	-	-	-
Secondary products.....		326299-S	21.4	0.5	3.4	0.0	1.9	0.2
Nonmetallic mineral product manufacturing.....	327		9.2	1.2	0.4	0.5	0.6	0.6
Clay product and refractory manufacturing.....	3271		7.4	0.4	1.1	0.8	0.9	0.8
Pottery, ceramics, and plumbing fixture mfg.....	32711		9.9	0.1	0.5	1.2	2.8	1.7
Pottery, ceramics, and plumbing fixture mfg.....	327110		10.0	0.1	0.5	1.2	2.8	1.7
Primary products.....		327110-P	11.1	0.0	0.5	1.3	3.2	1.8
Vitreous china, porcelain, and earthenware (semivitreous) table and kitchenware..		327110-5	-	0.0	0.0	0.0	-	-
All other pottery products (including china decorated for the trade).....		327110-6	14.2	0.0	-0.1	0.0	0.0	5.9
Porcelain, steatite, and other ceramic electrical products.....		327110-7	15.2	0.0	1.2	0.2	7.3	2.0
Secondary products and miscellaneous receipts.....		327110-SM						
Miscellaneous receipts.....		327110-M	-	-	-	-	-	-
Clay building material and refractories mfg.....	32712		6.3	0.5	1.4	0.6	0.1	0.4
Clay building material and refractories mfg.....	327120		6.2	0.5	1.4	0.6	0.1	0.4
Primary products.....		327120-P	6.5	0.6	1.4	0.6	0.1	0.4
Brick and structural clay tile.....		327120-1	6.2	0.3	0.0	2.4	0.0	0.3
Building or common brick.....		327120-11	6.3	0.2	0.0	2.4	0.0	0.3
Glazed brick and other brick (paving, floor, and sewer).....		327120-12	5.3	1.3	0.0	0.7	0.0	0.0
Clay floor and wall tile, glazed and unglazed (including quarry tile and ceramic mosaic tile).....		327120-2	4.3	3.2	0.0	0.0	0.0	0.0
Nonclay refractories (excluding dead-burned magnesia).....		327120-6	2.8	-0.1	0.7	0.4	0.2	0.9
Clay refractories.....		327120-7	13.2	0.0	4.3	0.0	0.0	0.0
All other structural clay products, excluding clay refractories.....		327120-9	3.3	0.0	0.0	0.0	0.0	0.0
Secondary products and miscellaneous receipts.....		327120-SM						
Miscellaneous receipts.....		327120-M	4.4	0.1	1.5	0.0	0.0	0.0
Glass and glass product manufacturing.....	3272		9.0	0.2	0.3	0.9	0.4	0.5
Glass and glass product manufacturing.....	32721		9.0	0.2	0.3	0.9	0.4	0.5
Flat glass manufacturing.....	327211		12.7	0.7	-0.6	1.2	1.1	3.1
Primary products.....		327211-P	11.8	0.7	-0.6	0.7	1.2	3.3
Flat glass (float, sheet, and plate process), made by flat glass producers.....		327211-1	15.0	1.0	-0.9	0.7	1.7	4.7
Other glass products, made by flat glass producers.....		327211-4	4.2	0.0	0.0	0.7	0.0	0.0
Secondary products and miscellaneous receipts.....		327211-SM						
Other pressed and blown glass and glassware.....	327212		4.7	0.2	0.0	0.2	0.0	0.1
Primary products.....		327212-P	4.8	0.2	0.0	0.2	0.0	0.1
Glass fiber and machine-made pressed and blown glass and glassware, made by glass producers.....		327212-B	4.8	0.2	0.0	0.2	0.0	0.1
Secondary and miscellaneous receipts.....		327212-SM						
Glass container manufacturing.....	327213		7.0	0.0	0.0	0.0	1.5	0.0
Primary products.....		327213-P	6.8	0.0	0.0	0.0	1.3	0.0

See footnotes at end of table.

Table 12. Producer price index percentage changes for the net output of selected industries and their products, not seasonally adjusted — Continued
 [December 2021]

Title ¹	Industry code	Product code	Unadjusted 12-month percent change ²	Unadjusted 1-month percent change ²					
				Dec. 2020 to Dec. 2021 ^P	July to Aug.	Aug. to Sept. ^P	Sept. to Oct. ^P	Oct. to Nov. ^P	Nov. to Dec. ^P
Glass container manufacturing - Continued									
Glass containers (including value of packaging).....		327213-0	6.8	0.0	0.0	0.0	1.3	0.0	
Secondary products and miscellaneous receipts.....		327213-SM1							
Glass product mfg. made of purchased glass.....	327215		10.2	0.1	0.7	1.4	0.0	0.0	
Primary products.....		327215-P	10.3	0.0	0.8	1.2	0.0	0.0	
Other glass products, made from purchased glass.....		327215-B	5.4	0.0	1.2	1.7	0.0	0.0	
Machine-made pressed and blown glassware, made from purchased glass.....		327215-C	2.4	0.4	0.1	0.6	-0.1	0.0	
Mirrors (decorated and undecorated), made from purchased glass.....		327215-9	-	0.0	0.0	-	-	-	
Secondary products and miscellaneous receipts.....		327215-SM							
Cement and concrete product manufacturing.....	3273		8.4	1.3	0.5	0.2	0.7	0.5	
Cement manufacturing.....	32731		4.3	0.6	0.2	0.1	-0.5	0.0	
Cement manufacturing.....	327310		4.3	0.6	0.2	0.1	-0.5	0.0	
Primary products.....		327310-P	4.3	0.7	0.2	0.1	-0.5	0.0	
Cement, hydraulic (including cost of shipping containers).....		327310-0	4.2	0.7	0.2	0.1	-0.5	0.0	
Secondary products and miscellaneous receipts.....		327310-SM							
Ready-mix concrete manufacturing.....	32732		7.1	2.1	0.1	-0.4	0.8	0.6	
Ready-mix concrete manufacturing.....	327320		7.1	2.1	0.1	-0.4	0.8	0.6	
Primary products.....		327320-P	7.1	2.1	0.0	-0.4	0.9	0.7	
Northeast region ready-mix concrete.....		327320-A	4.0	2.7	-1.1	-3.2	2.3	0.0	
Midwest region ready-mix concrete.....		327320-B	6.0	5.1	-0.5	-3.2	3.9	-0.1	
South region ready-mix concrete.....		327320-C	7.5	1.7	-0.3	1.2	-0.4	1.0	
West region ready-mix concrete.....		327320-D	9.1	-0.3	1.4	0.7	-0.3	1.1	
Secondary products and miscellaneous receipts.....		327320-SM							
Miscellaneous receipts.....		327320-M	14.6	3.9	4.8	0.0	0.0	0.0	
Secondary products.....		327320-S	-2.3	1.4	0.3	-0.1	0.0	0.0	
Concrete pipe, brick, and block manufacturing.....	32733		7.2	0.7	0.0	1.4	0.6	0.4	
Concrete block and brick manufacturing.....	327331		5.5	0.5	0.0	0.1	0.8	-0.1	
Primary products.....		327331-P	5.5	0.3	0.1	0.0	0.9	-0.1	
Concrete block and brick.....		327331-0	5.5	0.3	0.1	0.0	0.9	-0.1	
Structural concrete block, lightweight units (weighing less than 105 lb/cubic ft.) (dry weight).....		327331-01	5.8	0.8	0.0	0.0	0.5	0.0	
Structural concrete block, mediumweight units (weighing 105 - 124 lb/cubic ft.) (dry weight).....		327331-02	2.7	0.8	0.0	0.0	0.5	0.0	
Structural concrete block, normalweight units (weighing 125 lb or more/cubic ft.) (dry weight).....		327331-03	4.7	0.5	0.0	-0.1	0.2	-0.1	
Decorative concrete block (including screen, split, slump, shadowal block, etc.).....		327331-04	4.4	0.1	0.0	0.1	0.1	-0.5	
Concrete pavers (including grid, interlocking, etc.).....		327331-05	7.2	0.0	0.2	0.1	2.0	0.0	
Concrete brick.....		327331-06	5.8	0.0	0.0	0.0	2.5	0.0	
Secondary products and miscellaneous receipts.....		327331-SM							
Miscellaneous receipts.....		327331-M	4.4	1.0	0.0	0.0	0.0	0.0	
Secondary products.....		327331-S	8.7	1.6	-1.4	3.1	1.2	0.2	
Concrete pipe manufacturing.....	327332		10.7	1.0	-0.1	3.9	0.1	1.3	
Primary products.....		327332-P	10.6	1.0	-0.1	3.9	0.1	1.3	
Concrete pipe.....		327332-0	10.6	1.0	-0.1	3.9	0.1	1.3	
Concrete storm sewer pipe.....		327332-02	13.4	-1.2	1.0	1.2	0.4	3.4	
Concrete pipe, except concrete culvert and storm sewer pipe.....		327332-03	4.6	0.3	0.0	0.0	0.1	1.1	
Other concrete product manufacturing.....	32739		13.5	-0.1	1.7	1.0	0.8	0.5	
Other concrete product manufacturing.....	327390		13.5	-0.1	1.7	1.0	0.8	0.5	
Primary products.....		327390-P	12.4	-0.1	1.5	0.9	0.7	0.5	
Precast concrete products.....		327390-1	11.6	0.1	1.7	1.0	0.5	0.5	
Precast concrete slabs and tile, roof and floor units.....		327390-11	11.6	0.0	4.5	0.2	0.0	0.0	
Precast concrete architectural wall panels.....		327390-12	13.4	0.4	1.7	3.2	0.3	0.2	
Burial vaults and boxes, precast concrete.....		327390-13	9.8	0.0	0.0	1.1	0.0	0.6	
Precast concrete products (excl burial vaults and boxes, slabs and tile, and arch. wall panels).....		327390-14	11.4	0.0	1.1	0.4	0.8	0.7	
Prestressed concrete products.....		327390-4	14.8	-0.5	0.8	0.9	1.4	0.7	
Prestressed concrete products (excl bridge beams and solid and hollow cored slabs and panels).....		327390-43	6.5	0.0	0.2	0.0	0.0	1.4	
Prestressed concrete bridge beams.....		327390-46	26.4	-1.7	0.8	0.0	3.5	1.7	
Prestressed concrete solid and hollow cored slabs and panels.....		327390-47	19.9	0.0	2.2	4.2	1.5	-2.3	
Secondary products and miscellaneous receipts.....		327390-SM							
Secondary products.....		327390-S	34.3	0.7	15.4	3.4	2.0	0.7	

See footnotes at end of table.

Table 12. Producer price index percentage changes for the net output of selected industries and their products, not seasonally adjusted — Continued
 [December 2021]

Title ¹	Industry code	Product code	Unadjusted 12-month percent change ²	Unadjusted 1-month percent change ²				
				Dec. 2020 to Dec. 2021 ^P	July to Aug.	Aug. to Sept. ^P	Sept. to Oct. ^P	Oct. to Nov. ^P
Lime and gypsum product manufacturing.....	3274		14.1	0.3	0.1	1.1	0.0	0.0
Lime manufacturing.....	32741		2.6	-0.1	0.1	0.0	0.0	0.0
Lime manufacturing.....	327410		2.6	-0.1	0.0	0.0	0.0	0.0
Primary products.....		327410-P	2.5	0.0	0.1	0.0	0.0	0.0
Lime.....		327410-0	2.5	0.0	0.1	0.0	0.0	0.0
Secondary products and miscellaneous receipts.....		327410-SM						
Gypsum product manufacturing.....	32742		20.3	0.5	0.2	1.5	0.0	0.0
Gypsum product manufacturing.....	327420		20.3	0.5	0.2	1.6	0.0	0.0
Primary products.....		327420-P	20.7	0.5	0.2	1.6	0.0	0.0
Gypsum building materials.....		327420-1	22.5	0.2	0.0	1.9	0.0	0.0
Other gypsum products.....		327420-5	11.7	2.2	1.3	0.0	0.0	0.0
Secondary products and miscellaneous receipts.....		327420-SM						
Other nonmetallic mineral products.....	3279		9.8	3.0	0.2	0.5	0.5	1.1
Abrasive product manufacturing.....	32791		10.7	1.7	0.4	0.5	0.1	3.2
Abrasive product manufacturing.....	327910		10.7	1.7	0.4	0.5	0.1	3.2
Primary products.....		327910-P	11.3	1.7	0.4	0.5	0.1	3.7
Nonmetallic sized grains, powders, and flour abrasives (incl. graded only).....		327910-1	10.0	0.0	0.0	0.0	0.0	9.9
Nonmetallic abrasive products (including diamond abrasives).....		327910-4	6.5	0.4	0.5	0.3	0.3	2.4
Nonmetallic coated abrasive products and buffing wheels, polishing wheels, and laps.....		327910-7	9.9	3.3	0.6	1.9	0.0	1.6
Secondary products and miscellaneous receipts.....		327910-SM						
Miscellaneous receipts.....		327910-M	5.5	0.6	2.2	0.7	0.0	0.0
All other nonmetallic mineral product mfg.....	32799		9.5	3.3	0.1	0.5	0.7	0.5
Cut stone and stone product manufacturing.....	327991		12.0	7.0	-0.8	0.3	0.9	1.7
Primary products.....		327991-P	12.0	7.3	-0.8	0.3	1.0	1.8
Dressed dimension granite (including gneiss, syenite, diorite, and cut granite).....		327991-1	14.2	8.3	-0.3	0.3	1.4	0.8
Dressed dimension limestone (including dolomite, travertine, calcareous, tufa, & cut limestone).....		327991-4	11.1	0.0	0.0	0.0	0.6	6.9
Dressed dimension marble and other stone.....		327991-7	5.7	7.0	-2.7	0.6	-0.3	3.1
Secondary products and miscellaneous receipts.....		327991-SM						
Ground or treated minerals and earths mfg.....	327992		3.0	-0.1	0.2	1.8	0.7	0.4
Primary products.....		327992-P	3.0	-0.2	0.2	1.9	0.7	0.4
Ground or treated minerals and earths.....		327992-0	3.0	-0.2	0.2	1.9	0.7	0.4
Treated lightweight aggregate and crushed slag, minerals and earths.....		327992-04	1.5	0.0	0.0	0.0	0.2	-0.1
Other minerals and earths, treated.....		327992-06	4.8	0.0	0.0	4.0	1.8	1.2
Secondary products and miscellaneous receipts.....		327992-SM						
Mineral wool manufacturing.....	327993		16.8	4.6	0.6	-0.1	0.8	0.2
Primary products.....		327993-P	16.6	4.6	0.5	-0.1	0.8	0.2
Mineral wool for thermal and acoustical envelope insulation.....		327993-1	19.7	5.6	0.7	0.1	-0.3	0.4
Mineral wool for industrial, equipment, and appliance insulation.....		327993-4	9.9	2.1	0.0	-0.6	3.4	-0.3
Secondary products and miscellaneous receipts.....		327993-SM						
Miscellaneous receipts.....		327993-M1	13.1	5.2	2.7	0.0	3.2	0.0
All other miscellaneous nonmetallic mineral product manufacturing.....	327999		3.5	0.9	0.2	0.8	0.1	-0.1
Primary products.....		327999-P	3.6	1.1	0.0	0.9	0.0	0.0
All other nonmetallic mineral products.....		327999-0	3.6	1.1	0.0	0.9	0.0	0.0
Other nonmetallic mineral products.....		327999-09	3.3	0.1	0.1	0.3	0.1	-0.1
Secondary products and miscellaneous receipts.....		327999-SM						
Secondary products.....		327999-S1	1.3	-1.4	1.8	-0.2	0.8	-0.8
Primary metal mfg.....	331		66.4	3.8	3.4	2.9	1.9	-0.4
Iron & steel mills & ferroalloy mfg.....	3311		124.0	5.5	4.8	3.8	2.1	0.1
Iron & steel mills & ferroalloy mfg.....	33111		124.0	5.5	4.8	3.8	2.1	0.1
Iron and steel mills and ferroalloy mfg.....	331110		124.0	5.5	4.8	3.8	2.1	0.1
Primary products.....		331110-P	130.3	5.6	4.9	3.8	2.2	0.1
Steel ingots and semifinished products.....		331110-3	92.5	7.2	3.9	3.0	0.6	2.3
Hot rolled steel sheet and strip, including tin mill products.....		331110-5	208.1	8.3	8.7	3.5	3.6	-1.3
Ferroalloys and related products.....		331110-6	20.3	1.0	-0.4	3.9	-2.2	0.2
Hot rolled steel bars, plates, and structural shapes.....		331110-7	58.9	5.9	2.3	0.8	1.6	1.5
Hot rolled steel bars, plates, and structural shapes, carbon.....		331110-71	63.0	6.1	2.5	1.1	1.8	1.5
Hot rolled steel bars, plates, and structural shapes, alloy.....		331110-76	43.7	5.7	0.6	-1.5	-0.3	1.6
Secondary products and miscellaneous receipts.....		331110-SM						

See footnotes at end of table.

Table 12. Producer price index percentage changes for the net output of selected industries and their products, not seasonally adjusted — Continued
 [December 2021]

Title ¹	Industry code	Product code	Unadjusted 12-month percent change ²	Unadjusted 1-month percent change ²				
				Dec. 2020 to Dec. 2021 ^P	July to Aug.	Aug. to Sept. ^P	Sept. to Oct. ^P	Oct. to Nov. ^P
Steel product mfg from purchased steel.....	3312		75.7	4.1	5.3	2.6	4.1	0.3
Iron & steel pipe and tube mfg from purchased steel.....	33121		82.6	1.6	5.9	2.9	6.2	2.5
Iron and steel pipe and tube manufacturing from purchased steel.....	331210		82.6	1.6	5.9	2.9	6.2	2.5
Primary products.....		331210-P	82.1	1.4	5.2	3.1	6.6	2.3
Iron and steel pipes and tubes, from purchased iron and steel.....		331210-0	82.1	1.4	5.2	3.1	6.6	2.3
Pipe and tube, carbon.....		331210-02	91.1	2.4	5.8	3.3	5.1	2.7
Pipe and tube, alloy.....		331210-03	62.7	-3.7	3.0	2.1	16.0	0.8
Pipe and tube, stainless.....		331210-04	34.4	3.4	2.9	2.6	1.9	1.6
Secondary products and miscellaneous receipts.....		331210-SM1						
Rolling & drawing of purchased steel.....	33122		67.2	7.1	4.6	2.1	1.6	-2.4
Rolled steel shape mfg.....	331221		87.8	9.6	4.2	2.0	1.1	-6.3
Primary products.....		331221-P	93.4	10.1	4.5	2.3	1.0	-6.6
Cold rolled steel sheet and strip, made from purchased steel.....		331221-1	118.8	11.9	4.9	2.7	0.9	-9.8
Cold finished steel bars and bar shapes, made from purchased steel.....		331221-3	41.1	4.0	3.1	0.7	1.5	5.3
Secondary products and miscellaneous receipts.....		331221-SM						
Steel wire drawing.....	331222		46.4	3.7	5.2	2.3	2.2	3.1
Primary products.....		331222-P	48.5	3.8	5.6	2.4	2.0	3.3
Steel wire, including galvanized and other coated wire.....		331222-5	43.7	4.6	2.1	1.7	2.7	3.2
Carbon steel wire.....		331222-5A	50.2	3.6	2.7	3.0	2.8	3.4
Stainless steel wire.....		331222-5C	27.2	7.8	0.1	-2.5	2.4	2.8
Alloy steel wire.....		331222-5D	17.0	1.9	0.2	-1.6	-0.6	0.8
Secondary products and miscellaneous receipts.....		331222-SM						
Secondary products.....		331222-S	16.3	1.0	0.1	2.0	2.3	0.4
Alumina & aluminum production & processing.....	3313		30.4	3.5	3.6	4.1	0.5	-4.5
Alumina & aluminum production & processing.....	33131		30.3	3.5	3.6	4.1	0.5	-4.5
Secondary smelting and alloying of aluminum.....	331314		43.5	2.8	2.6	4.3	3.9	0.8
Primary products.....		331314-P	44.2	2.6	2.4	4.2	4.1	0.9
Aluminum ingot, including billet, made by secondary smelters.....		331314-2	51.7	3.0	2.6	4.8	4.7	1.0
Aluminum and aluminum-base alloys powders, paste, and flakes.....		331314-5	5.4	0.2	1.5	0.1	0.4	0.2
Secondary products and miscellaneous receipts.....		331314-SM						
Aluminum sheet, plate, and foil mfg.....	331315		28.3	3.8	2.0	3.9	2.8	-5.3
Primary products.....		331315-P	28.3	3.8	2.0	3.9	2.8	-5.3
Aluminum sheet, plate, and foil.....		331315-0	28.3	3.8	2.0	3.9	2.8	-5.3
Other aluminum rolling, drawing, and extruding.....	331318		29.2	3.1	4.0	3.3	1.8	-7.2
Primary products.....		331318-P	30.3	3.3	4.2	3.4	1.9	-7.6
Extruded aluminum rod, bar, and other extruded shapes.....		331318-1	33.2	3.5	3.6	4.2	1.9	-7.5
Extruded and drawn aluminum tube.....		331318-3	7.9	1.4	9.0	-3.7	1.3	-8.4
Secondary products and miscellaneous receipts.....		331318-SM						
Nonferrous (exc alum) production & processing.....	3314		14.6	0.2	-0.7	0.6	0.7	-0.9
Nonferrous metal (except aluminum) smelting and refining.....	33141		-	0.6	-0.4	3.5	0.8	-
Nonferrous metal (except aluminum) smelting and refining.....	331410		-	0.6	-0.4	3.5	0.8	-
Primary products.....		331410-P	-	0.8	-0.4	3.8	1.0	-
Primary smelting and refining of copper.....		331410-1	-	0.1	-0.3	0.7	-	-
Secondary products and miscellaneous receipts.....		331410-SM1						
Copper rolling/drawing/extruding & alloying.....	33142		22.2	0.2	-0.2	-0.1	1.5	-2.5
Copper rolling, drawing, extruding, and alloying.....	331420		22.2	0.2	-0.2	-0.1	1.5	-2.5
Primary products.....		331420-P	22.3	0.2	-0.6	-0.1	1.5	-2.6
Copper wire and cable.....		331420-A	21.2	-0.7	-0.8	-0.1	1.9	-1.4
Copper and copper alloy sheet, strip, and plate.....		331420-5	15.1	0.5	0.2	0.0	1.3	-1.5
Secondary smelting, refining, and alloying of copper.....		331420-8	16.6	-3.7	1.7	-1.5	-1.3	-1.0
Copper and copper alloy rod, bar, and shapes.....		331420-9	18.1	1.8	-1.3	0.3	0.6	-4.7
Secondary products and miscellaneous receipts.....		331420-SM						
Secondary products.....		331420-S	8.1	0.5	3.4	-0.9	0.4	-3.0
Other nonferrous roll/draw/extruding/alloying.....	33149		3.3	0.1	-1.4	0.0	-0.2	-0.6
Nonferrous metal (except copper and aluminum) rolling, drawing, and extruding.....	331491		11.7	-0.2	0.6	1.4	0.6	0.7
Primary products.....		331491-P	11.4	-0.2	0.6	1.4	0.6	0.7
All other nonferrous metal mill shapes.....		331491-D	15.0	-1.5	1.7	1.1	1.4	1.7
Nickel and nickel-base alloy mill shapes.....		331491-2	21.6	0.4	0.0	2.7	0.5	0.6
Titanium and titanium-base alloy mill shapes.....		331491-3	-	0.0	0.4	0.0	0.0	-

See footnotes at end of table.

Table 12. Producer price index percentage changes for the net output of selected industries and their products, not seasonally adjusted — Continued
 [December 2021]

Title ¹	Industry code	Product code	Unadjusted 12-month percent change ²	Unadjusted 1-month percent change ²					
				Dec. 2020 to Dec. 2021 ^P	July to Aug.	Aug. to Sept. ^P	Sept. to Oct. ^P	Oct. to Nov. ^P	Nov. to Dec. ^P
Nonferrous metal (except copper and aluminum) rolling, drawing, and extruding - Continued									
Secondary products and miscellaneous receipts.....		331491-SM							
Secondary smelting, refining, and alloying of nonferrous metal (except copper and aluminum).....	331492		-0.2	0.2	-2.3	-0.6	-0.5	-1.2	
Primary products.....		331492-P	-0.2	0.2	-2.4	-0.6	-0.6	-1.1	
Secondary products and miscellaneous receipts.....		331492-SM							
Foundries.....	3315		11.6	1.1	0.3	1.0	0.7	1.4	
Ferrous metal foundries.....	33151		10.7	0.8	0.0	1.4	0.4	1.7	
Iron foundries.....	331511		14.2	0.9	0.9	1.7	0.3	1.8	
Primary products.....		331511-P	14.6	0.5	1.0	2.0	0.4	2.0	
Ductile iron pressure pipe and fittings.....		331511-1	-	-0.3	2.3	-0.2	-0.1	-	
Other ductile iron castings.....		331511-3	14.4	0.6	0.3	0.4	1.2	2.5	
Other ductile iron castings for automotive uses.....		331511-31	14.3	0.0	0.0	0.0	0.0	0.0	
Other ductile iron castings for all other uses.....		331511-32	14.6	1.1	0.5	0.7	2.2	4.6	
Cast iron soil pipe and fittings, all sizes.....		331511-7	-	0.0	15.0	0.0	-	-	
Other gray iron castings.....		331511-9	15.5	0.7	0.1	4.6	-0.1	2.7	
Secondary products and miscellaneous receipts.....		331511-SM							
Steel investment foundries.....	331512		9.7	0.0	0.0	1.8	0.7	3.0	
Primary products.....		331512-P	9.8	0.0	0.0	1.8	0.7	3.0	
Steel investment castings.....		331512-0	9.8	0.0	0.0	1.8	0.7	3.0	
Secondary products and miscellaneous receipts.....		331512-SM							
Secondary products.....		331512-S	4.5	0.5	0.0	0.2	1.0	0.5	
Steel foundries, except investment.....	331513		2.5	1.4	-2.4	0.2	0.2	0.1	
Primary products.....		331513-P	2.4	1.4	-2.6	0.2	0.1	0.0	
Carbon steel castings, except investment.....		331513-1	-3.0	1.4	-6.3	0.3	0.3	0.0	
Alloy steel castings, excluding investment.....		331513-4	7.4	1.3	0.7	0.2	0.1	0.0	
High alloy steel castings, except investment.....		331513-41	14.9	4.5	0.7	0.0	0.0	0.0	
Other alloy steel castings, except investment.....		331513-43	4.5	0.0	0.7	0.2	0.1	0.0	
Secondary products and miscellaneous receipts.....		331513-SM							
Nonferrous metal foundries.....	33152		13.1	1.7	0.7	0.5	1.2	0.9	
Nonferrous metal die-casting foundries.....	331523		12.0	0.2	0.4	0.4	0.9	1.2	
Primary products.....		331523-P	12.5	0.2	0.4	0.4	0.9	1.3	
Aluminum die-castings.....		331523-1	14.7	0.2	0.3	0.5	0.9	1.7	
Nonferrous (except aluminum) die-castings.....		331523-3	6.8	0.1	0.8	0.2	1.0	-0.1	
Secondary products and miscellaneous receipts.....		331523-SM							
Secondary products.....		331523-S	-	0.0	0.0	0.2	1.1	0.2	
Aluminum foundries, except die-casting.....	331524		13.4	5.3	1.3	0.7	0.8	1.2	
Primary products.....		331524-P	8.7	1.4	0.1	0.6	0.9	1.4	
Aluminum castings, excluding die-castings.....		331524-0	8.7	1.4	0.1	0.6	0.9	1.4	
Secondary products and miscellaneous receipts.....		331524-SM							
Secondary products.....		331524-S1	-	-	8.5	1.2	0.0	0.0	
Other nonferrous metal foundries, except die-casting.....	331529		16.1	2.1	1.0	0.2	2.8	-0.3	
Primary products.....		331529-P	15.9	2.0	1.0	0.2	2.5	-0.4	
Copper foundries (excluding die-casting).....		331529-5	19.5	1.3	1.5	0.4	1.6	-0.6	
Secondary products and miscellaneous receipts.....		331529-SM							
Miscellaneous receipts.....		331529-M	-	8.9	3.4	0.6	0.4	-	
Fabricated metal product mfg.....	332		20.9	1.9	1.3	1.7	1.5	1.1	
Forging & stamping.....	3321		39.5	4.6	4.0	4.3	3.0	0.3	
Forging & stamping.....	33211		39.5	4.6	4.0	4.3	3.0	0.3	
Iron and steel forging.....	332111		15.8	2.9	0.3	0.9	1.0	0.2	
Primary products.....		332111-P	16.9	3.1	0.4	1.0	1.0	0.2	
Hot impression die impact, press and upset steel forgings.....		332111-1	19.3	3.9	0.5	1.0	1.1	0.3	
Hot impression die impact, press and upset carbon steel forgings.....		332111-11	21.2	3.5	0.0	0.4	1.1	0.0	
Hot impression die impact, press and upset alloy steel forgings.....		332111-12	21.9	5.1	1.1	1.9	1.3	0.6	
Secondary products and miscellaneous receipts.....		332111-SM							
Nonferrous forging.....	332112		4.8	0.1	1.0	0.5	0.0	-0.2	
Primary products.....		332112-P	5.8	0.1	1.2	0.6	0.0	-0.3	
Hot impression die impact, press and upset nonferrous forgings.....		332112-4	6.4	0.1	1.3	0.6	0.0	-0.3	
Hot impression die impact, press, and upset aluminum and aluminum alloy forgings.....		332112-41	13.4	0.1	2.7	1.3	0.0	-0.6	

See footnotes at end of table.

Table 12. Producer price index percentage changes for the net output of selected industries and their products, not seasonally adjusted — Continued
 [December 2021]

Title ¹	Industry code	Product code	Unadjusted 12-month percent change ²	Unadjusted 1-month percent change ²				
			Dec. 2020 to Dec. 2021 ^P	July to Aug.	Aug. to Sept. ^P	Sept. to Oct. ^P	Oct. to Nov. ^P	Nov. to Dec. ^P
Nonferrous forging - Continued								
Hot impression die impact, press, and upset titanium and titanium alloy forgings.....		332112-42	0.7	0.0	0.0	0.0	0.0	0.0
Other nonferrous hot impression die impact, press, and upset forgings.....		332112-43	-1.9	0.0	0.0	0.0	0.0	0.0
Secondary products and miscellaneous receipts.....		332112-SM						
Custom roll forming.....	332114		110.7	10.3	11.6	8.3	9.0	0.4
Primary products.....		332114-P	112.9	11.0	12.4	8.8	4.7	0.4
Custom roll formed products (steel, aluminum and other metal).....		332114-0	112.9	11.0	12.4	8.8	4.7	0.4
Secondary products and miscellaneous receipts.....		332114-SM						
Powder metallurgy part mfg.....	332117		4.2	-1.1	0.0	0.6	0.3	0.0
Primary products.....		332117-P	4.2	-1.1	0.0	0.6	0.3	0.0
Powder metallurgy parts.....		332117-0	4.2	-1.1	0.0	0.6	0.3	0.0
Other metal stamping, except automotive.....	332119		28.0	3.4	1.8	4.2	0.0	0.6
Primary products.....		332119-P	24.7	3.9	2.1	4.1	0.0	0.6
Metal job stampings, except automotive.....		332119-3	30.6	3.2	2.7	5.0	0.0	0.7
Recreational vehicle metal job stamping.....		332119-31	-	0.0	17.6	0.0	-	-
Motor and generator metal job stamping.....		332119-32	19.1	0.0	0.0	5.0	0.0	0.0
Other metal job stampings.....		332119-33	23.1	5.1	-1.4	7.7	0.0	0.8
Secondary products and miscellaneous receipts.....		332119-SM						
Miscellaneous receipts.....		332119-M	-	0.0	-1.2	2.0	0.0	-
Cutlery & handtool mfg.....	3322		5.5	0.5	0.3	0.2	0.4	1.8
Cutlery & handtool mfg.....	33221		5.5	0.5	0.3	0.2	0.4	1.8
Metal cookware, cutlery, and flatware mfg.....	332215		6.4	0.3	0.8	0.0	0.0	3.2
Primary products.....		332215-P	5.1	0.3	0.9	0.0	0.0	1.8
Cutlery, scissors, shears, trimmers, and snips.....		332215-2	19.9	2.0	0.0	0.0	0.0	13.2
Stamped and spun utensils, cooking and kitchen, except aluminum.....		332215-7	-	0.0	0.0	0.0	-	-
Secondary products and miscellaneous receipts.....		332215-SM						
Miscellaneous receipts.....		332215-M	20.3	0.6	0.0	0.0	0.0	16.9
Secondary products.....		332215-S	1.8	0.0	0.0	0.0	0.0	0.0
Saw blade, handsaw, and hand and edge tool mfg.....	332216		5.0	0.6	0.0	0.3	0.6	0.9
Primary products.....		332216-P	4.5	0.7	0.0	0.3	0.6	0.4
Saw blades and handsaws.....		332216-C	3.4	0.0	0.0	0.0	2.1	0.0
Mechanics' hand service tools.....		332216-1	-	-0.1	-	-	-	-
Edge tools, hand-operated.....		332216-4	11.9	2.1	0.0	0.0	2.1	0.2
All other miscellaneous hand tools, except handsaws.....		332216-7	5.4	0.5	0.0	0.4	0.6	1.4
Precision measuring tools (inspection, quality control, etc.).....		332216-9	-	3.0	0.0	0.0	-	-
Secondary products and miscellaneous receipts.....		332216-SM						
Miscellaneous receipts.....		332216-M	8.1	0.0	0.0	0.0	0.3	6.0
Secondary products.....		332216-S	7.9	0.2	-0.2	2.0	0.4	0.1
Architectural & structural metals mfg.....	3323		37.9	3.1	1.6	1.6	2.9	1.6
Plate work & fabricated structural prod mfg.....	33231		41.4	3.1	1.8	0.2	1.2	1.1
Prefabricated metal buildings and components mfg.....	332311		38.0	3.3	1.1	0.8	0.3	0.4
Primary products.....		332311-P	39.5	3.5	1.2	0.8	0.1	0.2
Prefabricated metal bldg & component systems (excl. farm service bldgs, resid. bldgs, & parts).....		332311-1	44.2	3.3	1.3	1.6	0.0	0.1
Prefabricated metal building systems (excl. farm service bldgs, resid. bldgs, and parts).....		332311-11	-	0.6	5.2	-0.4	-	-
Industrial & commercial prefab metal building systems (excl farm svc bldgs, residential, parts).....		332311-12	-	3.9	0.4	2.1	-	-
Other prefabricated and portable metal buildings and parts.....		332311-3	29.5	4.0	1.1	-1.0	0.5	0.2
Panels, parts, and sections for prefabricated buildings, steel and aluminum.....		332311-34	39.5	5.1	1.4	-1.2	0.6	0.2
Secondary products and miscellaneous receipts.....		332311-SM						
Fabricated structural metal mfg.....	332312		43.8	3.5	1.9	0.1	1.8	1.6
Primary products.....		332312-P	45.0	3.7	1.9	-0.1	1.6	1.4
Fabricated structural metal bar joists and concrete reinforcing bars.....		332312-1	57.3	5.4	3.0	0.0	0.6	2.0
Fabricated structural iron and steel for industrial buildings metal bar joists, short span.....		332312-11	34.9	2.5	2.0	0.5	1.4	1.4
Fabricated structural iron & steel for commercial, residential, institutional, & public bldgs.....		332312-12	62.3	5.9	3.2	-0.1	0.4	2.1
Other fabricated structural metal.....		332312-5	-	0.6	-0.4	0.2	3.5	0.0
Fabricated structural metal for bridges.....		332312-6	41.4	2.5	1.9	-1.7	3.5	1.6
Secondary products and miscellaneous receipts.....		332312-SM						
Plate work mfg.....	332313		40.2	1.7	2.1	0.0	0.0	0.0

See footnotes at end of table.

Table 12. Producer price index percentage changes for the net output of selected industries and their products, not seasonally adjusted — Continued
 [December 2021]

Title ¹	Industry code	Product code	Unadjusted 12-month percent change ²	Unadjusted 1-month percent change ²					
				Dec. 2020 to Dec. 2021 ^P	July to Aug.	Aug. to Sept. ^P	Sept. to Oct. ^P	Oct. to Nov. ^P	Nov. to Dec. ^P
Plate work mfg - Continued									
Primary products.....		332313-P	40.3	1.7	2.1	0.0	0.0	0.0	
Fabricated plate work (stacks and weldments).....		332313-0	40.2	1.7	2.1	0.0	0.0	0.0	
Ornamental & architectural metal prod mfg.....	33232		34.0	3.1	1.3	3.3	4.8	2.1	
Metal window and door mfg.....	332321		38.6	3.3	2.4	0.9	12.4	0.9	
Primary products.....		332321-P	39.2	3.5	2.3	0.9	12.6	0.9	
Metal molding and trim and store fronts.....		332321-B	105.0	0.4	7.2	0.3	46.0	0.4	
Metal windows (except storm sash).....		332321-D	26.9	0.3	1.9	0.9	9.3	1.7	
Metal doors (except storm doors).....		332321-1	38.7	5.7	1.2	1.2	10.0	0.8	
Metal window and door screens (except combination screens) and metal weather strip.....		332321-9	15.1	0.0	6.4	0.1	0.7	0.1	
Secondary products and miscellaneous receipts.....		332321-SM							
Secondary products.....		332321-S	34.1	1.6	3.3	0.9	11.1	0.9	
Sheet metal work mfg.....	332322		26.3	3.2	0.4	1.8	2.3	3.2	
Primary products.....		332322-P	25.2	2.9	0.5	1.4	2.4	2.7	
Sheet metal electronic enclosures.....		332322-C	13.2	0.0	0.0	0.2	0.8	1.4	
Steel sheet metal computer & peripheral equipment enclosures.....		332322-C1	14.8	0.0	-	-	0.4	-0.3	
Aluminum sheet metal computer & peripheral equipment enclosures.....		332322-C2	19.7	0.0	-	-	0.7	2.2	
Other sheet metal electronic enclosures (excluding computers).....		332322-C3	9.5	0.0	0.0	0.2	1.1	2.2	
Other sheet metal work.....		332322-G	13.7	1.5	1.0	2.1	4.0	0.2	
Aluminum and other sheet metal work.....		332322-G3	-	-	-	-	5.6	0.3	
Sheet metal air-conditioning ducts and stove pipe.....		332322-1	-	-	-	-	0.9	21.3	
Sheet metal roofing and roof drainage equipment.....		332322-7	-	-	-	-	1.0	0.4	
Secondary products and miscellaneous receipts.....		332322-SM							
Secondary products.....		332322-S	-	-	-	-	0.5	3.3	
Ornamental and architectural metal work mfg.....	332323		50.1	2.7	2.1	10.7	0.6	0.9	
Primary products.....		332323-P	53.5	2.8	2.2	11.5	0.5	1.1	
Ornamental and architectural metal work.....		332323-8	97.9	6.0	3.3	26.4	0.6	0.4	
Iron, steel, and aluminum stairs, staircases, and fire escapes.....		332323-81	143.4	6.9	4.5	37.2	0.5	0.3	
Steel and aluminum fences, gates (not wire), and railings and window guards.....		332323-82	33.3	4.2	1.1	5.0	0.9	0.6	
Other architectural and ornamental work.....		332323-9	24.0	1.6	0.6	1.6	0.7	1.8	
Other aluminum and metal architectural and ornamental work.....		332323-91	24.5	0.5	1.9	4.2	2.2	5.7	
Other iron and steel architectural and ornamental work.....		332323-92	23.0	2.1	0.0	0.6	0.0	0.0	
Metal stalls and corrals.....		332323-94	47.2	0.0	0.5	-1.6	3.0	0.0	
Secondary products and miscellaneous receipts.....		332323-SM							
Secondary products.....		332323-S	18.9	0.3	1.9	0.4	2.1	-1.9	
Boiler, tank & shipping container mfg.....	3324		24.1	1.1	0.7	1.7	0.8	1.4	
Power boiler & heat exchanger mfg.....	33241		14.5	1.1	0.4	0.5	1.6	0.0	
Power boiler and heat exchanger mfg.....	332410		14.5	1.1	0.4	0.5	1.6	0.0	
Primary products.....		332410-P	16.2	1.2	0.4	0.5	1.9	0.0	
Fabricated heat exchangers and steam condensers (excluding nuclear applications).....		332410-1	15.7	0.6	0.6	0.5	2.6	0.0	
Steel power boilers (stationary and marine), parts and attachments (excl. nuclear applications).....		332410-6	-	-	-	-	-	-	
Secondary products and miscellaneous receipts.....		332410-SM							
Secondary products.....		332410-S	-	-	0.0	0.0	0.4	1.3	
Metal tank (heavy gauge) mfg.....	33242		33.1	0.6	1.8	1.5	0.3	0.6	
Metal tanks, heavy gauge, mfg.....	332420		33.1	0.6	1.8	1.5	0.3	0.6	
Primary products.....		332420-P	34.0	0.4	1.6	1.7	0.2	0.2	
Metal tanks, heavy gauge.....		332420-0	34.0	0.4	1.6	1.7	0.2	0.2	
Secondary products and miscellaneous receipts.....		332420-SM							
Secondary products.....		332420-S	-	2.1	3.8	-0.2	1.6	3.7	
Light gauge metal container mfg.....	33243		23.5	1.4	0.2	2.4	0.8	2.6	
Metal can mfg.....	332431		15.3	0.1	-0.1	2.2	0.0	3.6	
Primary products.....		332431-P	15.3	0.1	0.0	2.3	0.0	3.8	
Steel cans and tinware products.....		332431-1	13.6	0.4	0.0	2.1	0.0	0.0	
Aluminum cans (including lids, ends, and parts shipped separately).....		332431-3	16.2	0.0	-0.1	2.4	0.0	5.8	
Secondary products and miscellaneous receipts.....		332431-SM							
Secondary products.....		332431-S	-	0.0	0.2	2.1	0.3	-	
Other metal container mfg.....	332439		51.1	4.9	1.0	2.7	2.8	0.0	
Steel shipping barrels & drums, exc. beer barrels (more than 12-gallon capacity).....		332439-3	-	6.2	1.6	5.6	4.6	-	
All other metal containers.....		332439-6	35.2	5.5	1.7	4.1	5.0	0.0	

See footnotes at end of table.

Table 12. Producer price index percentage changes for the net output of selected industries and their products, not seasonally adjusted — Continued
 [December 2021]

Title ¹	Industry code	Product code	Unadjusted 12-month percent change ²	Unadjusted 1-month percent change ²				
				Dec. 2020 to Dec. 2021 ^P	July to Aug.	Aug. to Sept. ^P	Sept. to Oct. ^P	Oct. to Nov. ^P
Other metal container mfg - Continued								
Secondary products and miscellaneous receipts.....		332439-SM						
Secondary products.....		332439-S	41.3	2.3	0.4	0.0	0.0	0.0
Hardware mfg.....	3325		24.4	0.8	2.2	7.1	2.0	0.4
Hardware mfg.....	33251		24.4	0.8	2.2	7.1	2.0	0.4
Hardware mfg.....	332510		24.4	0.8	2.2	7.1	2.0	0.4
Primary products.....		332510-P	26.2	0.8	1.8	8.2	2.3	0.3
All other miscellaneous hardware.....		332510-A	51.2	0.1	1.5	0.6	6.7	0.9
Furniture hardware (excluding cabinet hardware).....		332510-2	34.0	3.4	1.8	4.0	5.1	0.0
Builders' hardware, including fabricated metal safe and vault locks, & cabinet hardware.....		332510-4	17.9	1.0	0.0	4.3	2.5	0.0
Motor vehicle hardware (lock units, door & window handles, window regulators, hinges, etc.).....		332510-6	38.7	0.0	5.1	26.6	0.0	0.3
Other transportation equipment hardware, incl. marine & aircraft (excl. motor vehicle hardware).....		332510-7	9.6	0.0	4.4	-0.9	0.0	1.3
Secondary products and miscellaneous receipts.....		332510-SM						
Miscellaneous receipts.....		332510-M	20.1	2.2	7.8	0.0	1.5	1.7
Secondary products.....		332510-S	9.0	-0.1	1.0	1.7	-1.1	0.0
Spring & wire product mfg.....	3326		19.8	2.1	1.7	1.0	0.9	3.2
Spring & wire product mfg.....	33261		19.8	2.1	1.7	1.0	0.9	3.2
Spring mfg.....	332613		22.0	1.1	1.0	2.0	0.8	7.8
Primary products.....		332613-P	24.3	1.2	1.0	2.3	0.9	8.6
Cold formed steel springs, except wire.....		332613-3	33.3	1.3	1.3	5.0	1.4	6.5
Hot formed steel springs, except wire.....		332613-4	22.7	0.0	0.0	15.6	0.0	3.5
Precision mechanical wire springs.....		332613-5	9.5	0.4	0.4	1.1	0.3	2.0
Precision mechanical extension- and torsion-type wire springs.....		332613-51	13.8	0.5	0.9	0.3	0.5	2.9
Precision mechanical compression-type wire springs.....		332613-52	7.7	0.3	0.2	1.5	0.2	1.6
Secondary products and miscellaneous receipts.....		332613-SM						
Secondary products.....		332613-S	5.3	1.8	0.7	-0.1	0.2	-0.1
Other fabricated wire product mfg.....	332618		18.3	2.8	2.1	0.2	0.9	0.0
Primary products.....		332618-P	17.4	2.9	2.0	0.2	1.1	-0.1
Other ferrous wire products, excluding springs, made from purchased wire.....		332618-B	17.9	3.1	1.6	0.5	1.4	3.2
Noninsulated ferrous wire rope, cable, forms and strand, made from purchased wire.....		332618-1	9.8	3.9	2.4	0.0	0.0	0.0
Other fabricated wire products, made from purchased wire.....		332618-2	20.0	0.0	3.3	0.0	0.3	-3.7
Ferrous wire cloth and other ferrous woven wire products, made from purchased wire.....		332618-3	9.9	2.1	0.0	0.0	4.5	0.0
Steel fencing and fence gates, made from purchased wire.....		332618-7	47.3	7.4	1.6	1.1	0.0	0.0
Steel nails, staples, tacks, spikes, and brads, made from purchased wire.....		332618-9	-	10.8	1.8	-0.1	2.7	-
Secondary products and miscellaneous receipts.....		332618-SM						
Secondary products.....		332618-S	15.2	2.1	2.5	2.3	1.2	-0.8
Mach shops, turn prod, screw, nut, bolt mfg.....	3327		7.3	1.5	0.7	0.9	0.4	1.0
Machine shops.....	33271		4.0	1.4	0.3	0.4	0.0	0.9
Machine shops.....	332710		4.0	1.4	0.3	0.4	0.0	0.9
Primary products.....		332710-P	4.4	1.5	0.4	0.4	0.0	1.0
Machine shop job work and job order repairs.....		332710-0	4.3	1.5	0.4	0.4	0.0	1.0
Secondary products and miscellaneous receipts.....		332710-SM						
Turned product & screw, nut & bolt mfg.....	33272		11.6	1.7	1.1	1.5	0.9	1.2
Precision turned product mfg.....	332721		8.4	0.9	1.4	1.0	1.4	0.9
Primary products.....		332721-P	8.4	1.0	1.0	1.1	1.5	1.0
Precision turned products, automotive.....		332721-1	4.1	1.0	0.1	0.0	2.3	0.0
Precision turned products, except automotive.....		332721-3	9.7	1.0	1.3	1.4	1.3	1.3
Secondary products and miscellaneous receipts.....		332721-SM						
Bolt, nut, screw, rivet, and washer mfg.....	332722		16.7	2.9	0.6	2.3	0.1	1.6
Primary products.....		332722-P	16.8	3.2	0.6	1.6	0.1	1.4
Nonthreaded metal fasteners (except aircraft types).....		332722-B	27.9	1.0	4.8	5.3	-0.6	6.8
Aircraft fasteners, except plastics (including aerospace).....		332722-1	32.4	6.0	0.0	0.0	0.0	0.7
Externally threaded metal fasteners (except aircraft types).....		332722-3	14.5	3.0	1.0	2.4	0.7	1.6
Hex bolts, including heavy, tap-and-joint (excluding high-strength structural & aircraft types).....		332722-3122	17.5	5.2	-1.2	2.1	3.2	0.6
Other metal bolts, including square, round, plow, high-strength structural, & bent bolts.....		332722-3133	20.8	0.3	1.5	4.0	0.0	4.2
Cap, set, machine, lag, flange, and self-locking screws (except aircraft types).....		332722-3144	19.2	2.0	1.0	1.4	-0.1	1.7

See footnotes at end of table.

Table 12. Producer price index percentage changes for the net output of selected industries and their products, not seasonally adjusted — Continued
 [December 2021]

Title ¹	Industry code	Product code	Unadjusted 12-month percent change ²	Unadjusted 1-month percent change ²					
			Dec. 2020 to Dec. 2021 ^P	July to Aug.	Aug. to Sept. ^P	Sept. to Oct. ^P	Oct. to Nov. ^P	Nov. to Dec. ^P	
Bolt, nut, screw, rivet, and washer mfg - Continued									
Other externally threaded metal fasteners, including studs (except aircraft types).....		332722-3199	6.3	5.3	1.6	1.5	0.5	-0.6	
Internally threaded fasteners (except aircraft types).....		332722-5	0.4	-0.1	-0.2	0.6	0.0	0.9	
Secondary products and miscellaneous receipts.....		332722-SM							
Miscellaneous receipts.....		332722-M	6.0	0.0	-0.1	2.7	0.0	0.4	
Coating/engrave/heat treating & other activity.....	3328		10.8	0.6	0.5	2.7	0.8	1.1	
Coating/engrave/heat treating & other activity.....	33281		10.7	0.6	0.5	2.7	0.8	1.1	
Metal heat treating.....	332811		7.8	0.0	1.9	0.9	0.0	0.8	
Primary products.....		332811-P	6.5	0.0	1.9	0.6	0.0	0.8	
Heat treating of metal for the trade (pickling, annealing, etc.).....		332811-0	6.5	0.0	1.9	0.6	0.0	0.8	
Secondary products and miscellaneous receipts.....		332811-SM							
Metal coating and nonprecious engraving.....	332812		16.0	1.4	-0.1	5.2	1.5	0.7	
Primary products.....		332812-P	16.8	1.5	-0.1	5.5	1.6	0.7	
Metal coating, engraving, and allied services.....		332812-0	16.8	1.5	-0.1	5.5	1.6	0.7	
Secondary products and miscellaneous receipts.....		332812-SM							
Electroplating, anodizing and coloring metal.....	332813		4.5	-0.4	0.1	-0.2	0.2	2.3	
Primary products.....		332813-P	4.4	-0.5	0.1	-0.3	0.1	2.3	
Electroplating, plating, polishing, anodizing and coloring metal.....		332813-0	4.4	-0.5	0.1	-0.3	0.1	2.3	
Secondary products and miscellaneous receipts.....		332813-SM							
Other fabricated metal product mfg.....	3329		11.3	0.6	0.8	0.5	0.6	0.6	
Metal valve mfg.....	33291		7.2	0.4	0.2	0.9	0.2	0.6	
Industrial valve mfg.....	332911		5.4	0.7	0.2	1.2	0.5	0.1	
Primary products.....		332911-P	5.1	0.7	0.3	1.2	0.5	0.1	
Automatic regulating and control valves and parts (except nuclear), power operated.....		332911-F	6.6	0.6	0.0	4.0	0.0	0.8	
Industrial valves for water works and municipal equipment (IBBM, AWWA, and UL).....		332911-N	2.6	0.0	0.5	0.3	0.7	0.0	
Industrial ball valves (all metals, pressures, and types), incl. manual & power operated.....		332911-Q	3.2	1.3	0.0	0.0	0.0	0.0	
Industrial butterfly valves (all metals, pressures, and types), incl. manual & power operated.....		332911-R	4.1	0.6	0.0	0.0	0.0	0.0	
All other miscellaneous industrial valves.....		332911-X	7.7	0.1	0.1	3.4	0.0	0.0	
Gates, globes, angles and other industrial valves.....		332911-1	5.8	1.0	0.0	0.8	1.2	0.0	
Secondary products and miscellaneous receipts.....		332911-SM							
Miscellaneous receipts.....		332911-M	6.9	0.0	0.0	2.1	2.0	0.0	
Secondary products.....		332911-S	7.8	1.1	0.1	0.9	0.3	0.2	
Fluid power valve and hose fitting mfg.....	332912		6.7	0.2	0.0	1.0	-0.3	0.9	
Primary products.....		332912-P	6.6	0.2	0.0	0.9	0.0	1.1	
Nonaerospace type hydraulic and pneumatic assemblies of hose.....		332912-N	-	-	-	-	0.0	0.0	
Nonaerospace type flared (metal) fittings, couplings and assemblies.....		332912-T	13.4	0.3	0.0	0.0	0.0	8.5	
Nonaerospace type flareless fittings and couplings (incl. nonmetal fittings).....		332912-U	8.2	0.8	0.0	0.1	0.0	0.0	
Parts for fluid power valves.....		332912-X	5.7	0.0	0.0	0.0	0.0	0.1	
Aerospace type hydraulic fluid power valves.....		332912-1	2.8	0.0	0.1	0.5	0.0	0.0	
Nonaerospace type hydraulic directional control valves.....		332912-5	-	0.4	0.0	-0.6	0.0	-	
Nonaerospace type hydraulic valves, except directional control.....		332912-7	4.1	0.0	0.0	-0.6	0.0	2.0	
Nonaerospace type pneumatic directional control valves.....		332912-9	6.1	0.0	0.0	1.7	0.0	0.0	
Secondary products and miscellaneous receipts.....		332912-SM							
Miscellaneous receipts.....		332912-M	7.5	0.0	0.1	0.7	0.0	0.0	
Secondary products.....		332912-S1	6.1	-0.4	-0.1	2.7	-2.8	0.0	
Plumbing fixture fitting and trim mfg.....	332913		4.8	0.4	0.0	0.1	0.2	0.8	
Primary products.....		332913-P	4.3	0.5	0.0	0.0	0.3	0.4	
Miscellaneous metal and nonmetal plumbing fixtures, fittings, and trim.....		332913-6	6.9	1.4	0.0	0.0	0.9	0.0	
Metal and nonmetal lavatory and sink fittings, excluding single control.....		332913-7	3.8	0.2	0.0	0.0	0.0	0.7	
Secondary products and miscellaneous receipts.....		332913-SM							
Other metal valve and pipe fitting mfg.....	332919		14.6	0.4	0.5	0.4	0.2	1.0	
Primary products.....		332919-P	14.9	0.3	0.6	0.4	0.2	1.2	
Plumbing and heating valves and specialties, except plumbers' brass goods.....		332919-1	-	0.0	0.0	0.0	0.0	0.0	
Metal fittings, flanges, and unions for pipe fittings.....		332919-4	16.7	0.4	0.7	0.5	0.2	1.4	
Secondary products and miscellaneous receipts.....		332919-SM							
Secondary products.....		332919-S	-	1.2	0.3	0.4	1.1	0.0	
All other fabricated metal product mfg.....	33299		15.0	0.8	1.4	0.3	1.0	0.6	

See footnotes at end of table.

Table 12. Producer price index percentage changes for the net output of selected industries and their products, not seasonally adjusted — Continued
 [December 2021]

Title ¹	Industry code	Product code	Unadjusted 12-month percent change ²	Unadjusted 1-month percent change ²				
				Dec. 2020 to Dec. 2021 ^P	July to Aug.	Aug. to Sept. ^P	Sept. to Oct. ^P	Oct. to Nov. ^P
Ball and roller bearing mfg.	332991		6.4	0.4	0.5	0.1	1.1	-1.0
Primary products.		332991-P	6.5	0.6	0.4	0.0	1.0	-0.9
Ball bearings, complete, unmounted.		332991-1	4.8	0.0	1.5	0.0	0.0	0.0
Tapered roller bearings (including cups & cones), unmounted.		332991-3	7.7	0.0	-0.3	0.0	-	-
Other roller bearings, unmounted.		332991-5	2.1	0.6	-0.8	0.0	0.0	0.0
Mounted bearings (excluding plain).		332991-7	12.4	2.5	1.1	0.0	3.2	-2.0
Parts and components for ball and roller bearings (including balls and rollers) sold separately.		332991-9	10.6	1.8	0.8	0.1	0.0	0.0
Secondary products and miscellaneous receipts.		332991-SM						
Small arms ammunition mfg.	332992		6.8	0.0	0.0	0.0	0.0	0.0
Primary products.		332992-P	3.8	0.0	0.0	0.0	0.0	0.0
Small arms ammunition.		332992-0	3.9	0.0	0.0	0.0	0.0	0.0
All other ammo products, incl. industrial shells & cartridges, air gun ammo, percussion caps.		332992-07	-0.1	0.0	0.0	0.0	0.0	0.0
Secondary products and miscellaneous receipts.		332992-SM						
Secondary products.		332992-S	12.6	0.0	0.0	0.0	0.0	0.0
Fabricated pipe and pipe fitting mfg.	332996		26.3	2.0	2.3	1.0	2.5	0.1
Primary products.		332996-P	25.2	2.2	2.5	0.6	1.4	0.1
Fabricated pipe and pipe fittings made from purchased pipe.		332996-0	25.2	2.2	2.5	0.6	1.4	0.1
Secondary products and miscellaneous receipts.		332996-SM						
Miscellaneous fabricated metal product mfg.	332999		19.6	0.9	1.7	0.2	0.8	1.4
Primary products.		332999-P	20.1	0.9	1.9	0.1	0.8	1.5
All other miscellaneous fabricated metal products.		332999-N	22.8	1.1	2.2	0.1	0.9	1.5
Secondary products and miscellaneous receipts.		332999-SM						
Secondary products.		332999-S	22.0	1.5	0.5	1.1	1.8	0.3
Small arms, ordnance, and ordnance accessories mfg.	33299T		3.8	0.2	0.0	0.2	0.0	1.7
Primary products.		33299T-P	4.2	0.2	0.0	0.2	0.0	1.9
Single barrel shotguns, other small firearms n.e.c., and parts & attachments for small arms.		33299T-45	3.3	0.7	0.0	0.7	0.0	0.9
Secondary products and miscellaneous receipts.		33299T-SM						
Machinery manufacturing.	333		9.1	0.6	0.9	1.2	0.7	1.0
Agricultural, construction, and mining machinery mfg.	3331		8.9	0.5	0.6	1.8	0.9	1.3
Agricultural implement manufacturing.	33311		10.2	0.8	1.0	1.2	1.0	2.3
Farm machinery and equipment mfg.	333111		11.3	0.8	1.2	1.3	1.0	2.8
Primary products.		333111-P	11.0	1.0	1.1	1.1	1.1	2.8
Haying machinery and attachments.		333111-A	14.9	1.8	0.7	0.0	0.0	9.1
Parts for farm machinery, for sale separately.		333111-C	24.0	1.5	1.1	1.0	6.7	0.4
Farm plows, harrows, rollers, pulverizers, etc., and attachments.		333111-E	14.7	5.5	0.7	0.9	0.0	1.7
All other farm machinery and equipment, excluding parts, including attachments.		333111-G	27.7	2.8	4.0	2.8	1.4	1.7
Commercial turf and grounds care equipment, including parts and attachments.		333111-J	6.8	1.4	0.5	2.2	-0.8	0.2
Farm dairy equipment, sprayers and dusters, farm blowers, and attachments.		333111-4	8.7	2.0	0.0	0.2	0.0	5.3
Planting, seeding, and fertilizing machinery and attachments.		333111-7	11.5	0.6	0.0	0.0	0.0	4.4
Harvesting machinery (except hay and straw) and attachments.		333111-9	9.5	0.0	2.4	2.8	0.0	2.5
Secondary products and miscellaneous receipts.		333111-SM						
Miscellaneous receipts.		333111-M	16.1	0.0	2.7	1.7	0.3	1.4
Secondary products.		333111-S	21.7	-2.9	2.5	7.6	0.5	3.6
Lawn and garden equipment mfg.	333112		4.9	0.5	0.2	0.5	1.1	0.0
Primary products.		333112-P	4.7	0.3	0.3	0.3	1.2	0.0
Consumer nonriding lawn, garden, and snow equipment.		333112-1	1.3	0.0	0.0	0.0	0.0	0.0
Consumer riding lawn, garden, and snow equipment.		333112-3	7.2	0.2	0.4	0.6	3.1	0.0
Parts and attachments for consumer lawn, garden, and snow equipment.		333112-7	10.5	1.0	0.6	0.8	1.6	0.1
Secondary products and miscellaneous receipts.		333112-SM						
Secondary products.		333112-S	6.4	0.4	0.1	3.0	0.5	0.1
Construction machinery manufacturing.	33312		9.7	0.3	0.5	3.4	0.4	1.1
Construction machinery mfg.	333120		9.8	0.3	0.5	3.4	0.4	1.1
Primary products.		333120-P	9.4	0.3	0.4	3.3	0.4	1.1
Power cranes, loaders, dozers, tractors, off-highway trucks, mixers, pavers, backhoes, etc.		333120-1	9.1	0.3	0.5	3.3	0.3	1.1
Power cranes, draglines, & shovels (excavators) (incl. surface mining equip.) (excluding parts).		333120-11	8.7	0.1	0.0	3.9	0.1	0.0
Mixers, pavers, and related equipment (excluding parts).		333120-12	13.5	0.9	0.0	4.7	0.7	0.0
Off-highway trucks, haulers, truck-type tractor chassis, trailers, etc. (excluding parts).		333120-13	3.6	0.0	0.0	0.9	-0.1	0.0

See footnotes at end of table.

Table 12. Producer price index percentage changes for the net output of selected industries and their products, not seasonally adjusted — Continued
 [December 2021]

Title ¹	Industry code	Product code	Unadjusted 12-month percent change ²	Unadjusted 1-month percent change ²				
				Dec. 2020 to Dec. 2021 ^P	July to Aug.	Aug. to Sept. ^P	Sept. to Oct. ^P	Oct. to Nov. ^P
Construction machinery mfg - Continued								
Tractor shovel loaders (skid steer, wheel, crawler, and integral design backhoes).....		333120-14	7.5	0.0	0.0	3.6	0.5	0.2
Construction wheel and crawler tractors, dozers, self-propelled log skidders, etc.....		333120-15	11.2	0.9	1.8	2.2	0.2	3.8
Graders, rollers & compactors, rough-terrain forklifts, scrapers, trenchers, etc. (excl. parts).....		333120-16	9.2	0.4	0.0	4.3	0.5	0.0
Construction machinery for mounting (excluding parts, winches, snow clearing attachments).....		333120-17	8.5	0.0	0.0	4.2	0.1	1.2
Parts for construction machinery and equipment, sold separately.....		333120-9	10.8	0.3	0.4	1.8	2.6	1.4
Parts for cranes, draglines, and shovels (including surface mining equipment) (sold separately).....		333120-91	6.2	0.0	0.0	0.3	3.1	0.0
Parts for off-highway wheel tractors and shovel loaders (sold separately).....		333120-92	9.0	0.0	0.1	0.5	6.1	0.3
Parts for other construction machinery (sold separately).....		333120-93	13.8	0.5	0.8	3.0	1.2	2.6
Secondary products and miscellaneous receipts.....		333120-SM						
Miscellaneous receipts.....		333120-M	12.8	0.4	1.2	4.5	0.7	0.7
Secondary products.....		333120-S	—	3.6	0.3	0.3	0.4	—
Mining and oil and gas field machinery mfg.....	33313		5.9	0.4	0.2	0.5	1.5	0.0
Mining machinery and equipment mfg.....	333131		15.1	0.8	1.0	0.3	5.0	0.1
Primary products.....		333131-P	14.0	0.7	0.3	0.2	5.5	0.1
Mining machinery and equipment (except parts sold separately).....		333131-2	14.8	0.4	0.3	0.1	6.8	0.0
Underground mining machinery (except parts sold separately).....		333131-21	—	0.1	0.3	0.0	3.0	—
Mineral processing & beneficiation machinery (except parts sold separately).....		333131-23	28.5	0.0	0.0	2.0	22.5	0.0
Crushing, pulverizing & screening machinery (except parts sold separately).....		333131-25	27.3	1.6	0.0	0.0	22.4	0.0
Drills and other mining machinery (except parts sold separately).....		333131-27	15.8	0.0	0.6	0.8	3.7	0.0
Parts and attachments for mining machinery and equipment (sold separately).....		333131-9	11.4	1.8	0.2	0.2	1.5	0.4
Secondary products and miscellaneous receipts.....		333131-SM						
Miscellaneous receipts.....		333131-M	32.8	2.6	10.1	2.1	0.0	0.0
Oil and gas field machinery and equipment mfg.....	333132		2.9	0.2	0.0	0.6	0.3	0.0
Primary products.....		333132-P	3.0	0.2	0.0	0.6	0.3	0.0
Oil and gas field production machinery and equipment (except pumps).....		333132-A	4.3	0.0	0.0	0.9	1.0	0.0
Oil and gas field production machinery and equipment (except pumps and parts sold separately).....		333132-A1	4.4	0.0	0.0	0.6	1.2	0.0
Parts and attachments for oil and gas field production machinery and equipment (except pumps).....		333132-A2	3.6	0.0	0.0	2.7	0.0	0.0
Rotary oil and gas field drilling machinery and equipment.....		333132-1	2.8	0.0	0.0	0.6	0.1	0.0
Other oil and gas field drilling machinery and equipment.....		333132-8	—	1.6	0.0	0.0	—	—
Secondary products and miscellaneous receipts.....		333132-SM						
Industrial machinery manufacturing.....	3332		12.5	0.4	2.4	0.1	0.5	0.3
Other industrial machinery manufacturing.....	33324		12.5	0.4	2.4	0.1	0.5	0.3
Food product machinery mfg.....	333241		6.3	0.5	1.1	0.9	1.4	0.7
Primary products.....		333241-P	7.1	0.5	1.2	1.0	1.7	0.9
Dairy and milk products plant machinery and equipment.....		333241-1	11.7	0.0	1.5	2.9	4.6	0.4
Commercial food products machinery (except packaging and cooking equipment).....		333241-3	6.7	0.1	0.2	1.0	1.2	1.6
Industrial food products machinery for processing foods, beverages, & animal & fowl feed.....		333241-5	5.3	1.1	2.1	0.0	0.7	0.2
Other industrial food and feed machinery.....		333241-51	4.9	0.7	2.7	0.0	0.6	0.4
Machinery for sorting, grading, and cleaning fruits, vegetables, eggs, and for processing meat.....		333241-52	7.5	2.5	1.8	0.0	1.1	0.0
Parts and attachments for industrial food and feed products machinery.....		333241-53	2.6	0.0	1.0	0.2	0.3	0.0
Secondary products and miscellaneous receipts.....		333241-SM						
Miscellaneous receipts.....		333241-M	2.6	0.9	0.6	0.4	0.0	0.0
Secondary products.....		333241-S	1.9	0.0	0.5	0.3	0.2	0.0
Semiconductor machinery mfg.....	333242		-1.2	0.0	0.0	0.0	0.0	0.0
Primary products.....		333242-P	-1.3	0.0	0.0	0.0	0.0	0.0
Semiconductor machinery and parts.....		333242-0	-1.4	0.0	0.0	0.0	0.0	0.0
Secondary products and miscellaneous receipts.....		333242-SM						
Miscellaneous receipts.....		333242-M	1.3	0.0	0.0	0.0	0.0	0.0
Sawmill, woodworking and paper machinery mfg.....	333243		6.3	0.5	1.0	0.1	0.7	0.8
Primary products.....		333243-P	6.3	0.6	0.9	0.1	0.7	0.8
Sawmill and woodworking machinery.....		333243-A	9.0	0.1	1.4	0.1	0.3	0.0
Sawmill and woodworking machinery, excluding parts & attachments.....		333243-A3	9.6	0.1	1.7	0.1	0.3	0.0
Parts, attachments & accessories for sawmill & woodworking machinery.....		333243-A4	5.8	0.1	0.0	0.0	0.5	0.3
Paper industry machinery.....		333243-B	5.6	0.7	0.8	0.1	0.8	1.0

See footnotes at end of table.

Table 12. Producer price index percentage changes for the net output of selected industries and their products, not seasonally adjusted — Continued
 [December 2021]

Title ¹	Industry code	Product code	Unadjusted 12-month percent change ²	Unadjusted 1-month percent change ²				
				Dec. 2020 to Dec. 2021 ^P	July to Aug.	Aug. to Sept. ^P	Sept. to Oct. ^P	Oct. to Nov. ^P
Sawmill, woodworking and paper machinery mfg - Continued								
Paper industry machinery, excluding parts & attachments.....		333243-B1	4.4	0.5	0.3	0.2	0.3	0.8
Parts and attachments for paper industry machinery.....		333243-B2	6.9	0.9	1.3	0.0	1.5	1.3
Secondary and miscellaneous receipts.....		333243-SM						
Printing machinery and equipment mfg.....	333244		6.6	1.7	0.0	0.3	0.8	2.7
Primary products.....		333244-P	7.3	1.9	-0.1	0.2	0.9	3.2
All other miscellaneous printing trades machinery, including parts.....		333244-A	6.3	1.0	-0.1	0.3	1.3	2.1
Other printing machinery and equipment, including pre-press preparation and typesetting.....		333244-A7	5.5	-0.2	-0.3	-1.0	1.0	2.9
Parts, attachments, and accessories for printing trades machinery.....		333244-A8	6.7	1.6	0.0	0.8	1.5	1.8
Secondary products and miscellaneous receipts.....		333244-SM						
Secondary products.....		333244-S	7.5	0.8	0.0	3.3	0.2	2.2
Other industrial machinery mfg.....	333249		26.6	0.4	4.8	-0.2	0.4	0.0
Primary products.....		333249-P	30.1	0.4	5.3	-0.2	0.4	0.0
Plastics-working machinery and equipment and parts, excluding patterns and molds.....		333249-1	1.9	-0.3	0.4	0.0	0.5	-0.4
Parts for plastics-working machinery.....		333249-14	-3.5	0.0	0.0	0.0	0.0	0.0
Plastics-working machinery and equipment, excluding patterns, molds, and parts sold separately.....		333249-19	3.1	-0.4	0.5	-0.1	0.6	-0.4
Textile machinery (except parts, attachments, and accessories).....		333249-5	0.2	0.0	0.0	0.0	0.0	0.0
Parts and attachments for textile machinery.....		333249-7	2.9	1.4	0.0	0.0	0.0	0.8
All other industrial machinery.....		333249-8	41.2	0.6	6.8	-0.2	0.5	0.0
Secondary products and miscellaneous receipts.....		333249-SM						
Miscellaneous receipts.....		333249-M	2.5	0.0	0.7	0.1	0.1	0.0
Commercial and service industry machinery.....	3333		7.3	0.5	0.5	0.4	1.2	0.8
Commercial and service industry machinery.....	33331		7.3	0.5	0.5	0.4	1.2	0.8
Optical instrument and lens mfg.....	333314		1.7	0.0	0.0	1.3	0.0	0.3
Primary products.....		333314-P	1.1	0.0	0.0	0.7	0.0	0.3
All other miscellaneous optical instruments and lenses (including binoculars and astronomical).....		333314-3	2.3	0.0	0.0	1.5	0.0	0.7
Secondary products and miscellaneous receipts.....		333314-SM						
Photographic and photocopying equipment mfg.....	333316		6.9	0.0	4.2	0.0	0.0	0.0
Primary products.....		333316-P	7.0	0.0	4.3	0.0	0.0	0.0
Motion picture & other photographic equipment, n.e.c.....		333316-4	7.0	0.0	4.3	0.0	0.0	0.0
Secondary products and miscellaneous receipts.....		333316-SM						
Other commercial and service industry machinery mfg.....	333318		8.6	0.7	0.2	0.3	1.7	0.9
Primary products.....		333318-P	8.8	0.6	0.2	0.3	1.8	1.0
Commercial cooking and food warming equipment.....		333318-A	16.4	0.8	0.0	0.3	5.8	0.0
Commercial non electric cooking and food warming equipment, excluding parts and accessories.....		333318-A1	23.1	1.0	0.0	0.0	8.3	0.0
Commercial electric cooking and food warming equipment, excluding parts and accessories.....		333318-A2	9.0	0.3	0.0	0.8	3.2	0.0
Parts and accessories for commercial cooking and food warming equipment.....		333318-A3	3.8	1.1	-0.1	0.1	0.0	0.0
Electronic teaching machines, teaching aids, etc., including kits.....		333318-H	0.0	0.0	0.0	0.0	0.0	0.0
Miscellaneous machinery products.....		333318-J	8.6	0.6	0.6	0.2	0.4	1.2
Other service industry equipment.....		333318-J4	9.0	0.5	0.7	0.3	0.4	1.4
Commercial and industrial floor and carpet cleaning machines, excluding vacuum cleaners.....		333318-J5	5.5	1.6	0.0	0.0	0.0	0.0
Commercial laundry and drycleaning machinery.....		333318-5	5.6	0.0	0.0	1.3	1.3	0.0
Secondary products and miscellaneous receipts.....		333318-SM						
Miscellaneous receipts.....		333318-M	4.3	0.8	0.4	0.4	0.6	0.9
Secondary products.....		333318-S	11.9	3.1	0.0	0.8	1.8	0.5
HVAC and commercial refrigeration equipment.....	3334		13.7	1.3	1.5	1.3	0.6	1.6
HVAC and commercial refrigeration equipment.....	33341		13.7	1.3	1.5	1.3	0.6	1.6
Fan, blower, air purification equipment mfg.....	333413		9.2	0.9	1.4	0.2	0.6	0.2
Primary products.....		333413-P	9.6	0.9	1.4	0.2	0.5	0.2
Air purification equipment.....		333413-1	4.8	0.2	1.6	0.2	0.2	0.0
Dust collection and other air purification equipment for industrial gas cleaning systems.....		333413-11	0.9	0.0	0.0	0.0	0.0	0.0
Dust collection and other air purification equipment for cleaning incoming air.....		333413-13	9.0	0.3	3.3	0.3	0.5	0.0
Air filters for air-conditioners and furnaces, etc. of 2400 CFM or less, except parts.....		333413-131	9.9	0.5	4.2	0.4	0.5	0.0
Other dust collection and air purification equipment, except parts.....		333413-132	5.7	0.0	2.7	0.6	0.6	0.0
Parts for dust collection and air purification equipment.....		333413-133	9.5	0.0	1.6	0.0	0.5	0.0

See footnotes at end of table.

Table 12. Producer price index percentage changes for the net output of selected industries and their products, not seasonally adjusted — Continued
 [December 2021]

Title ¹	Industry code	Product code	Unadjusted 12-month percent change ²	Unadjusted 1-month percent change ²				
			Dec. 2020 to Dec. 2021 ^P	July to Aug.	Aug. to Sept. ^P	Sept. to Oct. ^P	Oct. to Nov. ^P	Nov. to Dec. ^P
Fan, blower, air purification equipment mfg - Continued								
Industrial and commercial fans and blowers.....		333413-2	18.7	2.3	1.0	0.3	0.9	0.5
Centrifugal blower filter units, and classes I-IV centrifugal fans, except parts. . . .		333413-22	16.8	0.0	3.9	0.4	1.2	0.6
Other centrifugal fans and blowers, except parts.....		333413-23	18.6	4.2	1.3	0.0	1.4	0.0
Parts and accessories for fans and blowers.....		333413-29	36.5	4.1	3.0	4.0	0.4	0.3
Secondary products and miscellaneous receipts.....		333413-SM						
Secondary products.....		333413-S	15.8	0.0	0.0	0.0	4.1	0.0
Heating equipment (except warm air furnaces) mfg.....								
Primary products.....	333414	333414-P	17.6	2.1	1.0	1.2	0.7	5.6
Other heating equipment, except electric (incl. parts for nonelectric equipment & oil burners).....		333414-D	15.0	1.3	0.9	0.9	0.8	5.5
Cast iron heating boilers, radiators, and convectors (except parts).....		333414-1	17.6	1.1	0.3	1.6	1.6	6.3
Domestic heating stoves (except electric and parts).....		333414-3	—	3.4	0.0	0.0	0.0	—
Floor and wall furnaces, unit heaters, infrared heaters, and mechanical stokers. . . .		333414-7	10.4	0.0	2.4	0.5	0.0	3.4
Secondary products and miscellaneous receipts.....		333414-SM	9.5	1.4	2.8	0.0	0.0	2.2
Secondary products.....		333414-S	15.0	1.7	5.6	0.0	0.0	5.3
Air-conditioning, refrigeration, and forced air heating equipment mfg.....								
Primary products.....	333415	333415-P	14.0	1.3	1.6	1.6	0.6	1.2
Warm air furnaces, including duct furnaces and humidifiers, and electric comfort heating.....		333415-C	14.7	1.3	1.7	1.8	0.8	1.0
Parts and accessories for air conditioning and heat transfer equipment.....		333415-D	14.2	2.3	-0.7	2.3	0.7	1.3
Unitary air-conditioners, except air source heat pumps.....		333415-E	17.0	1.9	0.0	0.1	0.6	0.4
Heat pumps.....		333415-H	6.2	1.4	0.7	-0.8	0.2	0.4
Heat transfer equipment (except elec dehumidifiers), mechanically refrigerated, self-contained.....		333415-2	7.4	4.8	2.1	-2.1	-0.1	0.0
Commercial refrigerators and related equipment.....		333415-3	15.6	0.9	2.3	1.0	0.2	2.4
Refrigeration condensing units, all refrigerants, except ammonia (complete).....		333415-5	21.8	0.6	2.9	4.8	0.9	0.0
All other miscellaneous refrigeration and air-conditioning equipment.....		333415-9	29.6	0.0	1.8	2.9	6.2	0.0
Secondary products and miscellaneous receipts.....		333415-SM	30.0	0.6	0.0	13.7	0.7	4.5
Secondary products.....		333415-S	—	0.3	3.2	0.7	1.1	—
Metalworking machinery manufacturing.....								
Metalworking machinery manufacturing.....	3335		4.6	0.3	0.1	0.9	0.3	0.6
Metalworking machinery manufacturing.....	33351		4.6	0.3	0.1	0.9	0.3	0.6
Industrial mold mfg.....								
Primary products.....	333511	333511-P	3.6	0.0	0.0	0.3	0.2	0.0
Industrial molds and mold boxes.....		333511-0	3.6	0.0	0.0	0.3	0.3	0.0
Industrial injection-type molds made of metal for plastics.....		333511-05	2.5	0.0	0.0	0.0	0.8	0.0
Other industrial molds and mold boxes.....		333511-06	4.3	0.0	0.0	0.4	0.0	0.0
Secondary products and miscellaneous receipts.....		333511-SM						
Secondary products.....		333511-S	4.5	0.0	-0.3	0.5	-0.5	0.0
Special tool, die, jig, and fixture mfg.....								
Primary products.....	333514	333514-P	7.4	0.9	0.2	2.1	0.4	0.4
Special dies, tools, jigs, and fixtures.....		333514-0	7.2	0.9	0.2	2.0	0.2	0.5
Jigs and fixtures, including parts.....		333514-0A	7.2	0.9	0.2	2.0	0.2	0.5
Metalworking die and die sets.....		333514-0B	15.2	0.9	0.2	4.7	0.0	1.3
Standard punches, industrial prototypes, die parts & other special tooling for dies.....		333514-0C	3.1	1.2	0.1	0.4	0.0	0.1
Secondary products and miscellaneous receipts.....		333514-SM	4.2	0.6	0.3	1.2	0.9	0.0
Miscellaneous receipts.....		333514-M	—	0.0	0.0	4.2	0.0	—
Secondary products.....		333514-S	8.2	0.8	0.1	1.2	4.7	0.2
Cutting tool and machine tool accessory mfg.....								
Primary products.....	333515	333515-P	3.4	0.1	0.2	0.9	0.5	0.9
Cutting tools for machine tools and metalworking machinery.....		333515-4	3.7	0.1	0.2	1.1	0.6	1.1
Other cutting tools for machine tools, excluding tips and blanks.....		333515-41	3.0	0.2	0.2	1.1	0.2	1.1
End mills and milling cutters.....		333515-44	3.1	0.3	0.1	1.3	0.0	1.8
Threading tools, including blanks, tips and inserts.....		333515-45	1.9	0.1	0.1	0.8	0.0	0.2
Carbon and high-speed steel shank, solid, tipped carbide twist drills for machine tools.....		333515-48	2.2	0.0	0.0	0.0	1.7	0.0
Taps, carbide indexable, and throwaway inserts for machine tools.....		333515-49	3.0	0.0	1.1	0.7	0.0	0.0
Other attachments and accessories for machine tools and metalworking machinery.....		333515-5	4.1	0.0	0.1	1.4	0.9	0.0
Secondary products and miscellaneous receipts.....		333515-SM	8.2	0.0	0.0	1.2	3.1	1.0
Secondary products.....		333515-S	4.0	0.0	1.7	0.0	0.0	0.4
Machine tool mfg.....								
Primary products.....	333517	333517-P	4.4	0.3	0.2	0.5	0.1	1.0
			4.4	0.2	0.0	0.5	0.1	1.2

See footnotes at end of table.

Table 12. Producer price index percentage changes for the net output of selected industries and their products, not seasonally adjusted — Continued
 [December 2021]

Title ¹	Industry code	Product code	Unadjusted 12-month percent change ²	Unadjusted 1-month percent change ²				
				Dec. 2020 to Dec. 2021 ^P	July to Aug.	Aug. to Sept. ^P	Sept. to Oct. ^P	Oct. to Nov. ^P
Machine tool mfg - Continued								
Metal cutting machine tools.....		333517-2	4.9	0.3	0.0	0.7	0.0	1.3
Parts for metal cutting machine tools (sold separately) & rebuilt machine tools...		333517-26	6.9	1.2	0.0	0.0	0.0	1.1
Metal machining centers (multifunction numerically controlled machines).....		333517-27	5.5	0.0	0.0	0.0	0.0	2.9
Other metal cutting machine tools.....		333517-2B	4.4	0.0	0.0	1.1	0.0	1.0
Metal forming machine tools.....		333517-3	3.0	0.0	0.1	0.0	0.5	0.6
Metal punching and shearing (power & manual), and bending and forming machines (power only).....		333517-31	1.6	0.0	0.0	0.0	0.0	0.0
Other metal forming machine tools, including forging and die-stamping machines (except presses).....		333517-35	—	0.0	0.0	0.0	0.0	—
Parts for metal forming machine tools (sold separately) and rebuilt metal forming machine tools.....		333517-37	4.9	0.0	0.5	0.0	2.2	1.1
Secondary products and miscellaneous receipts.....		333517-SM						
Miscellaneous receipts.....		333517-M	1.9	0.0	0.0	0.0	0.0	0.0
Secondary products.....		333517-S	11.3	1.9	3.2	0.4	0.6	0.6
Rolling mill and other metalworking machinery mfg.....	333519		2.5	0.2	0.1	0.1	0.4	0.5
Primary products.....		333519-P	1.9	0.4	0.1	0.1	0.0	0.6
Other metalworking machinery, excluding handheld & ultrasonic.....		333519-83	3.4	0.2	0.3	0.3	0.0	0.0
Secondary products and miscellaneous receipts.....		333519-SM						
Miscellaneous receipts.....		333519-M	6.6	-1.3	0.0	0.4	2.8	0.0
Turbine and power transmission equipment mfg.....	3336		3.4	0.4	0.4	0.6	0.2	0.1
Turbine and power transmission equipment mfg.....	33361		3.4	0.4	0.4	0.6	0.2	0.1
Turbine and turbine generator set units mfg.....	333611		3.0	-0.1	0.8	0.3	0.2	0.2
Primary products.....		333611-P	2.9	-0.1	0.7	0.2	0.2	0.2
Turbines and turbine generator sets.....		333611-0	2.9	-0.1	0.7	0.2	0.2	0.2
Steam, gas, and other turbines and turbine generators.....		333611-05	1.0	-0.6	0.3	0.3	0.2	0.2
Speed changer, drive, and gear mfg.....	333612		7.9	1.0	0.8	0.8	1.0	0.1
Primary products.....		333612-P	7.1	0.9	0.9	0.8	0.6	0.1
Gears, pinions, racks, and worms, sold separately.....		333612-3	—	0.6	2.8	1.2	0.0	—
Speed changers, industrial high speed drives, and parts other than loose gearing.....		333612-7	5.3	1.0	0.0	0.6	0.9	0.2
Secondary products and miscellaneous receipts.....		333612-SM						
Miscellaneous receipts.....		333612-M	—	3.2	0.0	0.0	—	—
Secondary products.....		333612-S	18.5	0.8	0.0	1.2	6.9	0.0
Mechanical power transmission equipment mfg.....	333613		8.6	1.3	0.4	0.3	0.5	0.2
Primary products.....		333613-P	9.2	1.1	0.4	0.3	0.5	0.4
Mechanical power transmission equipment, except speed changers, drives, & gears.....		333613-3	8.1	1.5	0.6	0.4	0.7	0.6
Secondary products and miscellaneous receipts.....		333613-SM						
Other engine equipment mfg.....	333618		1.8	0.4	0.0	0.9	0.0	0.0
Primary products.....		333618-P	2.0	0.3	0.1	0.9	0.0	0.0
Parts & accessories for internal combustion engines, ex. aircraft & gasoline automotive engines.....		333618-F	2.9	0.1	0.3	1.1	0.0	0.0
Diesel, semidiesel, and dual-fuel engines (except automotive).....		333618-3	3.3	0.0	0.0	2.9	0.0	0.0
Diesel, semidiesel, and dual-fuel engines for automobiles, trucks, and buses.....		333618-5	0.0	0.1	0.0	0.0	0.0	0.0
Secondary products and miscellaneous receipts.....		333618-SM						
Secondary products.....		333618-S	2.1	0.1	0.2	2.2	0.1	0.1
Other general purpose machinery manufacturing.....	3339		10.7	0.8	1.0	1.2	0.7	1.2
Pump and compressor manufacturing.....	33391		7.6	0.3	1.1	0.4	0.4	0.5
Air and gas compressor mfg.....	333912		8.4	0.4	1.2	0.4	0.6	0.0
Primary products.....		333912-P	8.5	0.0	1.3	0.3	0.6	0.0
Air and gas compressors and vacuum pumps.....		333912-1	9.4	0.0	1.8	0.4	0.5	0.0
Parts & attachments for air & gas compressors, ex. refrigeration, ice making, & a/c.....		333912-6	7.9	0.0	—	—	0.0	0.0
Industrial spraying equipment.....		333912-7	—	0.0	—	—	—	—
Secondary products and miscellaneous receipts.....		333912-SM						
Miscellaneous receipts.....		333912-M	9.0	5.6	—	—	0.2	0.0
Secondary products.....		333912-S1	—	—	—	0.0	1.2	0.0
Measuring, dispensing, and other pumping equipment mfg.....	333914		7.2	0.3	1.0	0.4	0.2	0.8
Primary products.....		333914-P	7.3	0.3	1.0	0.5	0.2	0.7
Pumps and pumping equipment, excluding measuring and dispensing pumps.....		333914-1	7.8	0.3	1.2	0.3	0.3	0.8
Pumps and pumping equipment, complete, excluding measuring and dispensing pumps.....		333914-11	8.2	0.4	1.3	0.3	0.3	1.0
Domestic water systems.....		333914-111	4.1	0.0	0.0	0.0	0.0	0.0

See footnotes at end of table.

Table 12. Producer price index percentage changes for the net output of selected industries and their products, not seasonally adjusted — Continued
 [December 2021]

Title ¹	Industry code	Product code	Unadjusted 12-month percent change ²	Unadjusted 1-month percent change ²				
				Dec. 2020 to Dec. 2021 ^P	July to Aug.	Aug. to Sept. ^P	Sept. to Oct. ^P	Oct. to Nov. ^P
Measuring, dispensing, and other pumping equipment mfg - Continued								
Domestic sump pumps.....		333914-112	-	-	-	-	-	-
Oil-well and oil-field pumps, except boiler feed.....		333914-113	-	0.0	0.3	0.1	0.0	2.9
Industrial pumps, excluding hydraulic fluid power pumps, automatic circulating pumps, etc.....		333914-114	8.6	0.0	2.5	0.2	0.0	0.0
Other pumps, except automotive circulating pumps, and measuring and dispensing pumps.....		333914-115	10.9	2.4	0.0	0.8	1.9	1.3
Parts and attachments for pumps and pumping equipment, excluding measuring and dispensing.....		333914-15	5.5	0.0	0.4	0.1	0.0	0.0
Secondary products and miscellaneous receipts.....		333914-SM						
Miscellaneous receipts.....		333914-M	3.0	0.0	0.3	0.1	0.0	0.8
Secondary products.....		333914-S	9.6	0.5	1.3	0.0	0.3	4.1
Material handling equipment manufacturing.....	33392		15.4	1.4	1.3	1.6	1.2	2.0
Elevator and moving stairway mfg.....	333921		17.3	0.2	0.2	2.8	0.0	9.0
Primary products.....		333921-P	16.8	0.2	0.3	1.3	0.0	10.5
Elevators and moving stairways.....		333921-1	19.3	0.3	0.3	1.5	0.0	13.1
Parts and attachments for elevators and moving stairways (sold separately).....		333921-3	8.0	0.0	0.1	0.5	0.0	1.4
Secondary products and miscellaneous receipts.....		333921-SM						
Conveyor and conveying equipment mfg.....	333922		17.7	2.9	2.4	1.6	1.8	2.5
Primary products.....		333922-P	16.8	2.4	2.4	1.4	1.8	2.3
Unit handling conveyors and conveying systems.....		333922-1	10.1	1.6	0.6	0.2	0.3	1.5
Unit handling gravity and trolley conveyors and conveying systems.....		333922-12	7.1	0.9	0.1	1.8	0.0	0.5
Unit handling tow, belt, roller, pneumatic, portable, carousel, and other nonbelt conveyors.....		333922-14	10.9	1.8	0.8	-0.1	0.4	1.7
Parts and accessories for unit handling conveyors and conveying systems, sold separately.....		333922-7	12.6	1.0	0.6	0.3	0.6	2.8
Bulk material handling conveyors and conveying systems.....		333922-8	23.1	3.7	4.5	2.4	3.4	3.5
Parts and accessories for bulk material handling conveyors and conveying systems.....		333922-9	26.5	2.6	4.1	3.8	3.2	1.7
Secondary products and miscellaneous receipts.....		333922-SM						
Miscellaneous receipts.....		333922-M	28.4	8.0	2.8	3.9	2.2	3.1
Secondary products.....		333922-S	8.6	0.7	1.8	0.0	0.0	4.3
Overhead cranes, hoists and monorail systems mfg.....	333923		15.9	1.2	1.0	1.8	0.3	1.3
Primary products.....		333923-P	15.8	1.4	0.9	1.5	0.3	1.0
Hoists and parts and attachments for hoists (sold separately).....		333923-1	12.1	-0.1	1.4	0.0	5.4	0.6
Overhead traveling cranes and monorail systems, including parts and attachments sold separately.....		333923-3	19.9	1.6	2.7	2.3	-0.6	1.5
Winches, aerial work platforms, and automotive wrecker hoists, including parts and attachments.....		333923-7	15.5	1.5	0.6	1.6	0.0	1.0
Secondary products and miscellaneous receipts.....		333923-SM						
Secondary products.....		333923-S	-	0.0	0.1	6.2	0.1	0.2
Industrial truck, trailer, and stacker mfg.....	333924		13.0	0.6	0.8	1.3	1.7	0.9
Primary products.....		333924-P	12.3	0.4	0.8	1.2	1.8	0.9
Industrial trucks, tractors, mobile straddle carriers & cranes, & automatic stacking machines.....		333924-2	11.2	0.5	1.0	1.2	2.1	0.8
Work trucks with lifting & handling equipment, operator riding, electric, self-propelled.....		333924-21	8.6	0.0	0.7	0.7	5.4	0.1
Work trucks, not fitted with lifting and handling equipment.....		333924-25	16.3	0.0	3.0	3.2	0.0	1.6
Bulk powered material moving equipment, dock boards and metal pallets and skids.....		333924-26	21.1	2.5	0.1	2.7	1.2	0.5
Other work trucks with lifting & handling equipment, non-riding electric or any non-electric.....		333924-27	8.8	0.7	0.4	0.0	0.0	1.3
Parts and attachments for industrial trucks and tractors (sold separately).....		333924-3	18.5	0.0	0.2	1.7	0.1	1.3
Secondary products and miscellaneous receipts.....		333924-SM						
Secondary products.....		333924-S	51.5	14.8	0.3	4.8	2.5	2.1
All other general purpose machinery mfg.....	33399		9.1	0.7	0.7	1.3	0.5	1.1
Power-driven handtool mfg.....	333991		10.3	-0.6	0.0	5.3	0.1	0.0
Primary products.....		333991-P	11.3	-0.7	0.0	6.0	0.1	0.0
Power-driven handtools, pneumatic, hydraulic, and powder-actuated.....		333991-6	9.8	0.1	0.0	5.1	0.1	0.0
Power-driven handtools, electric (except battery powered), including parts.....		333991-9	10.8	-0.2	0.0	6.6	0.1	0.0
Secondary products and miscellaneous receipts.....		333991-SM						
Miscellaneous receipts.....		333991-M	-	0.0	0.0	0.0	0.0	-
Welding and soldering equipment mfg.....	333992		13.1	0.1	1.7	0.1	0.1	2.6
Primary products.....		333992-P	13.6	0.1	1.8	0.0	0.0	2.8
Other welding equipment, components, and accessories (excluding arc, resistance, and gas).....		333992-A	5.8	0.0	0.0	0.0	0.0	0.3

See footnotes at end of table.

Table 12. Producer price index percentage changes for the net output of selected industries and their products, not seasonally adjusted — Continued
 [December 2021]

Title ¹	Industry code	Product code	Unadjusted 12-month percent change ²	Unadjusted 1-month percent change ²				
			Dec. 2020 to Dec. 2021 ^P	July to Aug.	Aug. to Sept. ^P	Sept. to Oct. ^P	Oct. to Nov. ^P	Nov. to Dec. ^P
Welding and soldering equipment mfg - Continued								
Arc welding machines, components, and accessories, excluding electrodes and stud welding equip.....		333992-1	24.4	0.0	4.0	0.0	0.0	5.6
Resistance welders, components, accessories, and electrodes.....		333992-7	7.4	0.6	1.2	0.3	0.0	3.0
Gas welding and cutting equipment, parts, attachments, and accessories.....		333992-9	4.9	0.0	0.2	0.0	0.3	0.0
Secondary products and miscellaneous receipts.....		333992-SM						
Miscellaneous receipts.....		333992-M	6.1	0.0	0.5	1.0	1.1	0.0
Packaging machinery mfg.....	333993		9.2	1.4	0.0	0.0	2.1	2.4
Primary products.....		333993-P	10.3	1.6	0.0	0.0	2.4	3.0
Packing, packaging, and bottling machinery, excluding parts.....		333993-1	7.3	1.9	0.0	0.0	3.1	0.6
Parts for packing, packaging, and bottling machinery.....		333993-5	16.7	0.9	0.0	0.0	0.8	8.2
Secondary products and miscellaneous receipts.....		333993-SM						
Miscellaneous receipts.....		333993-M	3.7	0.0	0.0	0.0	0.0	0.0
Industrial process furnace and oven mfg.....	333994		8.2	0.8	0.8	0.8	0.2	0.1
Primary products.....		333994-P	8.3	0.8	0.7	1.0	0.0	0.1
Industrial process furnaces & ovens, & industrial electrical heating equipment.....		333994-0	8.3	0.8	0.7	1.0	0.0	0.1
Industrial process furnaces & ovens, & industrial electrical heating equipment, except parts.....		333994-0A	7.5	1.1	1.0	0.6	0.5	0.1
Parts and attachments for industrial process furnaces and ovens.....		333994-0B	10.8	0.0	0.0	2.0	-1.4	0.0
Secondary products and miscellaneous receipts.....		333994-SM						
Miscellaneous receipts.....		333994-M	10.1	0.4	0.3	0.6	0.5	0.2
Fluid power cylinder and actuator mfg.....	333995		12.6	2.0	0.2	3.1	0.7	1.0
Primary products.....		333995-P	13.7	2.2	0.1	3.4	0.7	1.2
Nonaerospace-type hydraulic & all aerospace fluid power cylinders & actuators, linear & rotary.....		333995-2	15.3	1.8	0.0	4.2	0.9	1.2
Nonaerospace-type pneumatic fluid power cylinders & actuators, linear & rotary.....		333995-3	2.3	0.0	0.7	0.8	0.0	0.0
Parts for hydraulic & pneumatic fluid power cylinders & actuators, incl accumulators & cushions.....		333995-8	13.5	6.2	0.6	0.9	0.0	1.7
Secondary products and miscellaneous receipts.....		333995-SM						
Fluid power pump and motor mfg.....	333996		6.4	1.1	0.5	1.5	0.2	0.2
Primary products.....		333996-P	5.5	1.1	0.6	0.5	0.2	0.3
Nonaerospace-type reciprocating fluid power pumps.....		333996-1	7.0	1.1	1.1	1.0	0.2	0.4
Nonaerospace-type fluid power motors.....		333996-5	5.8	1.2	0.8	0.3	0.5	0.6
Parts for fluid power pumps, motors, and hydrostatic transmissions.....		333996-9	9.9	1.3	0.3	0.1	0.0	0.0
Secondary products and miscellaneous receipts.....		333996-SM						
Miscellaneous receipts.....		333996-M	6.7	1.6	0.0	0.0	0.0	0.0
Scale and balance mfg.....	333997		11.5	1.0	1.1	0.7	0.2	0.2
Primary products.....		333997-P	11.8	1.0	1.2	0.8	0.3	0.3
Retail, commercial, household, and mailing scales and balances.....		333997-4	7.0	0.0	0.2	0.0	0.0	0.0
Parts, attachments, and accessories for scales and balances.....		333997-6	18.0	0.8	1.7	2.1	0.4	0.6
Vehicle and industrial scales.....		333997-7	9.8	1.5	1.2	0.2	0.3	0.2
Motor truck and railroad track scales.....		333997-71	7.2	1.7	0.6	0.5	0.0	0.0
Industrial scales (including automatic checkweigher and bulkweigher scales).....		333997-72	13.9	0.7	1.2	0.0	0.7	0.4
Miscellaneous non-vehicle scales (crane, susp, tank, hopper, meas. devices, lab, bulk conveyor).....		333997-73	8.5	2.3	2.3	0.0	0.0	0.0
Secondary products and miscellaneous receipts.....		333997-SM						
Miscellaneous receipts.....		333997-M	9.4	1.0	0.0	0.0	0.0	0.0
All other miscellaneous general purpose machinery mfg.....	333999		6.4	0.4	0.9	0.5	0.1	0.8
Primary products.....		333999-P	6.2	0.4	1.0	0.4	0.2	0.7
Filters and strainers, except fluid power.....		333999-1	8.2	0.1	1.3	0.1	0.5	-0.1
Industrial filters and strainers and reusable media, except fluid power.....		333999-11	7.8	0.1	0.5	0.0	0.4	0.0
Nonreusable media for filters and strainers, except fluid power.....		333999-12	13.5	0.0	9.2	0.0	0.8	0.0
Parts and accessories for filters and strainers, except fluid power.....		333999-13	4.5	0.0	0.0	3.5	0.4	-3.3
All other miscellaneous general industrial machinery.....		333999-7	5.3	0.6	0.0	0.6	0.1	1.3
Secondary products and miscellaneous receipts.....		333999-SM						
Miscellaneous receipts.....		333999-M	8.8	0.6	0.5	1.0	0.0	1.5
Secondary products.....		333999-S	4.6	0.1	0.1	0.4	-0.1	0.1
Computer & electronic product mfg.....	334		2.8	0.2	0.6	0.2	0.2	0.3
Computer & peripheral equipment mfg.....	3341		3.7	0.4	-0.2	0.5	0.4	0.7
Computer & peripheral equipment mfg.....	33411		3.7	0.4	-0.2	0.5	0.4	0.7
Electronic computer manufacturing.....	334111		10.8	1.5	-2.5	1.9	1.3	2.5
Primary products.....		334111-P	14.8	2.0	-3.4	2.5	1.7	3.3

See footnotes at end of table.

Table 12. Producer price index percentage changes for the net output of selected industries and their products, not seasonally adjusted — Continued
 [December 2021]

Title ¹	Industry code	Product code	Unadjusted 12-month percent change ²	Unadjusted 1-month percent change ²				
				Dec. 2020 to Dec. 2021 ^P	July to Aug.	Aug. to Sept. ^P	Sept. to Oct. ^P	Oct. to Nov. ^P
Electronic computer manufacturing - Continued								
Host computers, multiusers (mainframes, medium-scale systems, UNIX and PC servers).....		334111-5	18.6	2.7	-4.5	3.4	2.6	4.5
Single user computers, microprocessor based, general purpose.....		334111-7	6.9	0.4	-0.7	0.5	-0.4	0.2
Portable computers, laptops, tablets and other single user computers.....		334111-72	-1.7	1.6	-2.8	-0.3	0.0	-0.9
Personal computers and workstations (excluding portable computers).....		334111-73	8.3	0.2	-0.5	0.6	-0.4	0.3
Secondary products and miscellaneous receipts.....		334111-SM						
Computer storage device mfg.....	334112		3.2	0.9	1.9	0.0	0.0	0.0
Primary products.....		334112-P	3.4	0.9	2.0	0.0	0.0	0.0
Computer storage devices (except parts, attachments and accessories).....		334112-1	3.6	1.1	2.5	0.0	0.0	0.0
Secondary products and miscellaneous receipts.....		334112-SM						
Computer terminal and other computer peripheral equipment mfg.....	334118		-0.4	-0.7	-0.1	0.0	0.0	0.0
Primary products.....		334118-P	-1.5	-0.7	-0.1	0.0	0.0	0.0
Other computer peripheral equipment and point of sale terminals.....		334118-B	-1.6	-0.7	-0.1	0.0	0.0	0.0
POS terminals, fund-transfer devices, and all other miscellaneous computer peripheral equipment.....		334118-B1	-2.2	-1.1	-0.1	0.0	0.0	-0.1
Secondary products and miscellaneous receipts.....		334118-SM						
Communications equipment mfg.....	3342		2.2	0.1	0.4	0.7	0.3	0.1
Telephone apparatus mfg.....	33421		0.3	0.0	0.0	0.1	1.3	-0.8
Telephone apparatus mfg.....	334210		0.3	0.0	0.0	0.1	1.3	-0.8
Primary products.....		334210-P	0.3	0.0	0.0	0.1	1.7	-1.0
Telephone switching and switchboard equipment.....		334210-1	-	0.0	0.0	0.0	-	-
Wireline voice and data network equipment.....		334210-7	-0.2	0.0	0.0	0.1	2.0	-1.2
Secondary products and miscellaneous receipts.....		334210-SM						
Radio/TV broadcast & wireless comm equip mfg.....	33422		1.3	0.1	0.5	0.5	-0.1	0.0
Broadcast and wireless communications equipment mfg.....	334220		1.3	0.1	0.5	0.5	-0.1	0.0
Primary products.....		334220-P	1.5	0.2	0.6	0.5	-0.2	0.0
Broadcast, studio, and related electronic equipment.....		334220-2	1.6	-0.4	0.9	0.1	0.6	0.0
Other broadcast and wireless communications systems and equipment.....		334220-9	2.8	0.4	1.1	1.3	-0.5	0.0
Secondary products and miscellaneous receipts.....		334220-SM						
Other communications equipment mfg.....	33429		9.7	0.0	1.1	2.8	0.6	1.8
Other communications equipment mfg.....	334290		9.6	0.0	1.1	2.8	0.6	1.8
Primary products.....		334290-P	9.7	0.0	1.1	2.5	0.7	1.7
Alarm systems, including electric sirens and horns.....		334290-1	-	0.0	2.0	-0.8	-	-
Intercommunications systems, incl inductive paging systems, excl telephone & telegraph.....		334290-3	-	0.0	0.4	1.4	5.3	1.0
Secondary products and miscellaneous receipts.....		334290-SM						
Miscellaneous receipts.....		334290-M1	10.7	0.0	0.8	5.4	0.0	4.2
Secondary products.....		334290-S	2.8	0.0	0.0	0.8	0.0	0.0
Audio & video equipment mfg.....	3343		9.2	2.4	0.0	1.0	1.0	0.1
Audio and video equipment mfg.....	33431		9.2	2.4	0.0	1.0	1.0	0.1
Audio and video equipment mfg.....	334310		9.2	2.4	0.0	1.0	1.0	0.1
Primary products.....		334310-P	9.1	2.8	0.0	1.2	1.1	0.1
Speakers and commercial sound equipment.....		334310-4	10.1	2.9	0.0	1.4	1.5	0.2
Other consumer audio and video equipment.....		334310-5	7.2	2.9	0.0	0.5	0.6	0.0
Secondary products and miscellaneous receipts.....		334310-SM						
Miscellaneous receipts.....		334310-M	-	-	0.0	1.3	0.0	0.0
Semiconductor and other electronic component mfg.....	3344		2.1	0.4	0.1	0.0	0.4	0.3
Semiconductor and other electronic component mfg.....	33441		2.1	0.4	0.1	0.0	0.4	0.3
Bare printed circuit board mfg.....	334412		3.2	0.0	0.0	0.0	0.0	0.0
Primary products.....		334412-P	3.2	0.0	0.0	0.0	0.0	0.0
Bare printed circuit boards.....		334412-0	3.3	0.0	0.0	0.0	0.0	0.0
Semiconductors and related device mfg.....	334413		-0.2	0.6	0.1	-0.7	0.9	0.3
Primary products.....		334413-P	-0.2	0.6	0.1	-0.7	1.0	0.3
Other semiconductor devices, including parts such as chips, wafers, and heat sinks.....		334413-A	2.0	1.8	0.0	0.6	0.0	0.0
Integrated microcircuits, incl semiconductor networks, microprocessors, & MOS memories.....		334413-1	-1.2	0.2	0.1	-1.3	1.3	0.4
Secondary products and miscellaneous receipts.....		334413-SM						
Electronic connector mfg.....	334417		3.8	-0.9	-1.0	1.7	0.0	1.1
Primary products.....		334417-P	3.2	-0.9	-1.0	1.7	0.0	1.1

See footnotes at end of table.

Table 12. Producer price index percentage changes for the net output of selected industries and their products, not seasonally adjusted — Continued
 [December 2021]

Title ¹	Industry code	Product code	Unadjusted 12-month percent change ²	Unadjusted 1-month percent change ²				
				Dec. 2020 to Dec. 2021 ^P	July to Aug.	Aug. to Sept. ^P	Sept. to Oct. ^P	Oct. to Nov. ^P
Electronic connector mfg - Continued								
Electronic connectors, including parts.....		334417-0	3.2	-0.9	-1.0	1.7	0.0	1.1
Secondary products and miscellaneous receipts.....		334417-SM						
Secondary products.....		334417-S1	—	0.0	0.2	0.8	0.0	—
Printed circuit assembly mfg.....	334418		1.3	0.0	0.2	0.5	0.1	0.2
Primary products.....		334418-P	1.3	-0.1	0.2	0.5	0.1	0.2
Printed circuit assemblies, loaded boards, modules, and consumer external modems.....		334418-9	1.4	-0.1	0.2	0.5	0.1	0.2
Secondary products and miscellaneous receipts.....		334418-SM						
Secondary products.....		334418-S1	0.4	0.4	0.0	-0.1	0.0	0.0
Other electronic component mfg.....	334419		6.3	1.5	0.6	0.6	-0.1	0.1
Primary products.....		334419-P	5.2	1.6	0.6	0.6	-0.1	0.1
Other electronic components.....		334419-0	5.2	1.6	0.6	0.6	-0.1	0.1
Secondary products and miscellaneous receipts.....		334419-SM						
Secondary products.....		334419-S	1.3	0.9	0.1	0.1	0.0	0.2
Capacitor, resistor, coil, transformer, and other inductor mfg.....	33441K		8.2	0.1	0.7	0.4	0.2	0.6
Primary products.....		33441K-P	8.8	0.1	0.7	0.4	0.3	0.5
Resistors for electronic circuitry.....		33441K-5	6.0	1.4	0.9	0.0	2.9	0.6
Electronic coils, transformers, and other inductors.....		33441K-6	8.5	0.0	1.4	0.9	0.0	0.9
Secondary products and miscellaneous receipts.....		33441K-SM						
Miscellaneous receipts.....		33441K-M	2.1	0.0	0.0	0.0	0.0	2.0
Secondary products.....		33441K-S1	5.4	0.0	1.2	1.3	-0.2	0.8
Nav/measuring/medical/control instruments mfg.....	3345		2.9	0.1	0.9	0.2	0.1	0.4
Nav/measuring/medical/control instruments mfg.....	33451		2.9	0.1	0.9	0.2	0.1	0.4
Electromedical apparatus mfg.....	334510		0.2	0.0	0.0	0.0	0.0	0.0
Primary products.....		334510-P	0.1	0.0	0.0	0.0	0.0	0.0
Electromedical equipment, excluding ionizing radiation equipment.....		334510-2	0.1	0.0	0.0	0.0	0.0	0.0
Secondary products and miscellaneous receipts.....		334510-SM						
Search, detection, and navigation instruments.....	334511		4.8	0.2	2.2	0.0	0.1	0.6
Primary products.....		334511-P	4.7	0.0	2.4	0.0	0.1	0.5
Aeronautical, nautical & navigational instruments, not sending or receiving radio signals.....		334511-1	7.3	0.0	0.0	-0.1	0.9	6.6
Search, detection, navigation, and guidance systems and equipment.....		334511-3	—	—	—	—	0.0	0.0
Secondary products and miscellaneous receipts.....		334511-SM						
Secondary products.....		334511-S	—	—	—	—	0.0	0.0
Automatic environmental control mfg.....	334512		9.2	0.3	2.2	1.7	0.0	1.4
Primary products.....		334512-P	8.2	0.2	2.3	2.0	0.0	0.8
Automatic environmental controls for monitoring residential, commercial, and appliance use.....		334512-0	8.2	0.2	2.3	2.0	0.0	0.8
Secondary products and miscellaneous receipts.....		334512-SM						
Miscellaneous receipts.....		334512-M	14.3	0.7	1.7	0.0	0.0	4.4
Industrial process variable instruments.....	334513		2.4	0.3	0.2	0.6	0.1	0.1
Primary products.....		334513-P	2.4	0.1	0.2	0.7	0.1	0.2
Process control instruments.....		334513-0	2.4	0.1	0.2	0.7	0.1	0.2
Secondary products and miscellaneous receipts.....		334513-SM						
Miscellaneous receipts.....		334513-M	5.0	2.5	0.0	0.0	0.0	0.0
Secondary products.....		334513-S	—	0.3	0.2	—	—	—
Totalizing fluid meters and counting devices.....	334514		5.4	0.0	0.5	0.0	1.2	0.0
Primary products.....		334514-P	5.6	0.0	0.5	0.0	1.2	0.0
Integrating and totalizing meters for gas and liquids.....		334514-1	6.0	0.0	0.4	0.0	0.0	0.0
Counting devices, excluding motor vehicle instruments.....		334514-3	—	0.0	0.0	0.0	0.0	—
Motor vehicle instruments.....		334514-7	—	0.0	1.4	0.0	5.1	—
Secondary products and miscellaneous receipts.....		334514-SM						
Electricity and signal testing instruments mfg.....	334515		-0.2	0.2	0.2	0.3	0.0	0.0
Primary products.....		334515-P	-0.2	0.2	0.2	0.3	0.0	0.0
Test equipment for testing electrical, radio, and communication circuits, and motors.....		334515-4	-0.3	0.3	0.3	0.5	0.0	0.0
Secondary products and miscellaneous receipts.....		334515-SM						
Analytical laboratory instrument mfg.....	334516		2.5	0.0	0.0	0.6	0.1	-0.1
Primary products.....		334516-P	2.2	0.0	0.0	0.5	0.1	-0.1
Analytical and scientific instruments, excluding optical.....		334516-0	2.2	0.0	0.0	0.5	0.1	-0.1
Secondary products and miscellaneous receipts.....		334516-SM						

See footnotes at end of table.

Table 12. Producer price index percentage changes for the net output of selected industries and their products, not seasonally adjusted — Continued
 [December 2021]

Title ¹	Industry code	Product code	Unadjusted 12-month percent change ²	Unadjusted 1-month percent change ²				
				Dec. 2020 to Dec. 2021 ^P	July to Aug.	Aug. to Sept. ^P	Sept. to Oct. ^P	Oct. to Nov. ^P
Analytical laboratory instrument mfg - Continued								
Miscellaneous receipts.....		334516-M1	-	-	-	-	0.0	0.0
Secondary products.....		334516-S	-	-	-	-	0.0	0.0
Irradiation apparatus mfg.....	334517		-0.1	0.0	0.0	0.0	0.0	0.0
Primary products.....		334517-P	-0.3	0.0	0.0	0.0	0.0	0.0
Irradiation (ionizing radiation) equipment.....		334517-0	-0.3	0.0	0.0	0.0	0.0	0.0
Secondary products and miscellaneous receipts.....		334517-SM						
Other measuring and controlling device mfg.....	334519		3.1	0.0	0.4	0.1	0.2	1.1
Primary products.....		334519-P	2.7	0.0	0.1	0.1	0.2	1.1
Physical properties testing & inspection equipment and kinematic testing & measuring equipment.....		334519-4	0.6	0.0	0.2	0.1	0.0	0.0
Nuclear radiation detection and monitoring instruments.....		334519-5	9.3	0.0	0.0	0.6	0.0	6.8
Commercial, geophysical, meteorological, and general-purpose instruments and equipment.....		334519-7	2.7	0.0	0.1	0.3	0.6	0.6
Watches, clocks, and parts.....		334519-8	0.0	0.0	0.0	0.0	0.0	0.0
Secondary products and miscellaneous receipts.....		334519-SM						
Miscellaneous receipts.....		334519-M	7.0	0.0	4.7	0.0	0.0	2.0
Manufacturing and reproducing magnetic and optical media.....	3346		9.1	0.0	2.2	-0.1	0.0	0.0
Manufacturing and reproducing magnetic and optical media.....	33461		9.1	0.0	2.2	-0.1	0.0	0.0
Manufacturing and reproducing magnetic and optical media.....	334610		9.1	0.0	2.2	-0.1	0.0	0.0
Primary products.....		334610-P	9.4	0.0	2.3	-0.1	0.0	0.0
Secondary products and miscellaneous receipts.....		334610-SM						
Electrical equipment and appliance mfg.....	335		14.6	1.4	1.6	1.6	1.0	1.2
Electric lighting equipment mfg.....	3351		7.6	0.7	1.1	0.5	0.3	0.7
Electric lamp bulb & part mfg.....	33511		2.0	0.0	0.8	0.6	0.0	0.0
Electric lamp bulb and part mfg.....	335110		2.1	0.0	0.8	0.6	0.0	0.0
Primary products.....		335110-P	2.3	0.0	1.1	0.8	0.0	0.0
Electric lamp bulb, tubes, and components.....		335110-0	2.3	0.0	1.1	0.8	0.0	0.0
Secondary products and miscellaneous receipts.....		335110-SM						
Miscellaneous receipts.....		335110-M	-	0.0	0.0	0.0	0.0	-
Lighting fixture mfg.....	33512		8.2	0.8	1.1	0.4	0.3	0.8
Residential electric lighting fixture mfg.....	335121		9.5	0.5	2.3	0.9	1.0	1.7
Primary products.....		335121-P	11.4	0.6	2.7	1.1	0.8	2.0
Residential-type electric lighting fixtures (except portable), including parts and accessories.....		335121-1	14.5	1.2	1.8	2.2	0.3	3.7
Residential-type portable lighting fixtures, including parts and accessories.....		335121-4	8.2	0.0	3.8	0.0	1.4	0.1
Secondary products and miscellaneous receipts.....		335121-SM						
Secondary products.....		335121-S	7.1	0.0	0.4	0.0	2.2	0.0
Nonresidential electric lighting fixture mfg.....	335122		10.7	1.1	1.4	0.6	0.3	0.3
Primary products.....		335122-P	9.4	0.8	1.4	0.6	0.4	0.3
Commercial and institutional-type electric lighting fixtures, including parts and accessories.....		335122-1	9.1	1.0	1.6	0.8	0.1	0.1
Industrial-type electric lighting fixtures, including parts and accessories.....		335122-5	10.3	0.1	0.3	0.1	1.4	1.0
Secondary products and miscellaneous receipts.....		335122-SM						
Secondary products.....		335122-S	44.2	7.5	0.0	0.0	0.0	0.9
Other lighting equipment mfg.....	335129		4.5	0.4	0.4	0.1	0.0	1.1
Primary products.....		335129-P	4.9	0.5	0.5	0.1	0.0	1.1
Outdoor lighting equipment (including parts and accessories).....		335129-1	8.4	0.8	0.8	0.2	0.0	1.9
Secondary products and miscellaneous receipts.....		335129-SM						
Secondary products.....		335129-S	3.1	0.0	0.0	0.0	0.0	1.3
Household appliance mfg.....	3352		11.9	2.2	1.0	0.6	0.3	2.8
Small electrical appliance mfg.....	33521		7.0	0.3	0.2	3.4	0.7	0.0
Small electrical appliance mfg.....	335210		6.9	0.3	0.2	3.4	0.7	0.0
Primary products.....		335210-P	6.7	0.3	0.2	3.1	0.8	0.0
Parts and attachments for small electric household appliances, including fan parts.....		335210-5	13.2	-	0.0	0.0	0.0	0.0
Household vacuum cleaners and other floor care machines (including parts and attachments).....		335210-6	-	0.1	0.0	5.5	0.6	0.0
Other small electric household appliances, including fans.....		335210-7	-	0.0	0.3	2.2	1.0	0.0
Secondary products and miscellaneous receipts.....		335210-SM						
Secondary products.....		335210-S	-	1.0	0.6	0.6	2.0	2.9

See footnotes at end of table.

Table 12. Producer price index percentage changes for the net output of selected industries and their products, not seasonally adjusted — Continued
 [December 2021]

Title ¹	Industry code	Product code	Unadjusted 12-month percent change ²	Unadjusted 1-month percent change ²				
				Dec. 2020 to Dec. 2021 ^P	July to Aug.	Aug. to Sept. ^P	Sept. to Oct. ^P	Oct. to Nov. ^P
Major household appliance mfg.	33522		12.9	2.5	1.2	0.1	0.2	3.4
Major household appliance mfg.	335220		13.0	2.5	1.2	0.1	0.2	3.4
Primary products.		335220-P	12.9	2.5	1.2	0.1	0.2	3.4
Household cooking appliances.		335220-1	8.2	1.8	3.9	-0.1	0.1	2.7
Electric household ranges, ovens (including microwave), surface cooking units, and equipment.		335220-11	8.7	2.8	7.0	-0.5	-2.3	4.5
Gas household ranges, ovens, surface cooking units, and equipment (incl. parts and accessories).		335220-13	9.1	-0.7	-0.4	0.8	0.9	3.2
Other household ranges and cooking equipment, including outdoor equipment.		335220-15	5.2	2.3	0.4	-0.1	7.6	-3.9
Household refrigerators and home freezers.		335220-2	6.2	0.5	0.4	-0.2	0.2	2.8
Household refrigerators, including combination refrigerator-freezers.		335220-21	6.1	0.5	0.5	-0.1	0.1	2.9
Other major household appliances.		335220-8	26.8	5.6	-0.2	0.5	0.3	5.6
Household water heaters, electric, for permanent installation.		335220-81	45.8	10.6	0.0	0.0	0.0	8.0
Household water heaters, excluding electric.		335220-83	41.8	9.0	0.0	0.0	0.0	6.4
Secondary products and miscellaneous receipts.		335220-SM						
Miscellaneous receipts.		335220-M	12.8	3.6	1.8	0.0	2.1	2.8
Electrical equipment mfg.	3353		13.3	0.3	2.4	1.1	1.8	1.5
Electrical equipment mfg.	33531		13.3	0.3	2.4	1.1	1.8	1.5
Electric power and specialty transformer mfg.	335311		35.2	0.1	3.6	2.7	5.0	2.7
Primary products.		335311-P	36.6	0.1	3.1	3.0	5.5	2.6
Power and distribution transformers, except parts.		335311-1	36.8	0.1	3.1	2.4	5.7	5.3
Secondary products and miscellaneous receipts.		335311-SM						
Motor and generator mfg.	335312		11.4	-0.4	2.5	2.2	2.6	0.3
Primary products.		335312-P	12.6	-0.5	2.7	2.6	3.0	0.3
Parts, supplies for motors, generators, generator sets, and other rotating equipment.		335312-C	7.4	0.0	3.7	0.0	4.1	0.0
Other motors and generators n.e.c.		335312-F	8.0	-1.1	0.4	4.0	-1.0	0.0
Fractional horsepower motors (rated at less than 746 watts) (except hermetics). ...		335312-1	14.8	0.2	2.7	4.0	4.4	1.7
Integral horsepower motors & generators other than for land transport equipment (exc hermetics).		335312-3	21.2	0.0	6.2	0.4	8.3	0.1
Secondary products and miscellaneous receipts.		335312-SM						
Miscellaneous receipts.		335312-M	0.1	0.0	0.0	0.2	0.0	0.0
Secondary products.		335312-S	3.3	0.5	2.1	-2.1	0.0	0.0
Switchgear and switchboard apparatus mfg.	335313		10.3	0.9	2.7	0.2	0.4	1.0
Primary products.		335313-P	11.7	0.8	3.1	0.2	0.5	1.1
Switchgear, excluding ducts and relays.		335313-A	18.1	1.6	4.0	0.4	1.0	2.0
Low voltage panelboards and distribution boards, 1000 volts or less.		335313-3	1.7	0.0	0.7	0.1	0.0	0.0
Secondary products and miscellaneous receipts.		335313-SM						
Relay and industrial control mfg.	335314		6.4	0.5	1.3	0.0	0.4	2.5
Primary products.		335314-P	6.6	0.4	1.6	0.0	0.1	3.0
Specific-purpose industrial controls.		335314-C	-	0.0	2.2	0.0	0.2	3.2
General-purpose industrial controls.		335314-F	7.9	0.7	1.7	0.0	0.0	3.8
Relays for electronic circuitry, industrial control overload and switchgear type.		335314-1	-	0.0	0.0	0.0	0.0	-
Parts for industrial controls and motor-control accessories.		335314-7	5.7	0.0	0.7	0.0	0.0	1.2
Secondary products and miscellaneous receipts.		335314-SM						
Miscellaneous receipts.		335314-M	4.3	0.0	0.0	0.0	0.8	0.0
Other electrical equipment & component mfg.	3359		18.3	2.0	1.4	2.5	0.9	0.5
Battery mfg.	33591		7.5	0.5	1.0	1.4	1.2	0.5
Storage battery mfg.	335911		10.6	1.1	0.5	2.4	0.8	0.9
Primary products.		335911-P	10.7	0.9	0.6	2.5	0.8	0.9
Storage batteries, lead acid type, BCI dimensional size group 8D or smaller.		335911-1	9.4	0.3	0.6	3.7	0.1	0.0
Storage batteries, lead acid type, larger than BCI dimensional size group 8D.		335911-4	16.1	3.3	0.3	0.0	0.0	4.5
Storage batteries (excluding lead acid).		335911-8	10.8	0.0	1.1	0.0	7.6	0.0
Secondary products and miscellaneous receipts.		335911-SM						
Secondary products.		335911-S	9.2	0.5	0.0	0.0	1.8	1.8
Primary battery mfg.	335912		2.8	-0.5	1.6	-0.1	1.9	-0.2
Primary products.		335912-P	2.8	-0.5	1.6	-0.1	1.9	-0.2
Primary batteries.		335912-0	2.7	-0.5	1.6	-0.1	1.9	-0.2
Communication & energy wire & cable mfg.	33592		33.4	3.3	1.0	5.0	0.9	-0.6
Fiber optic cable mfg.	335921		2.6	0.0	5.2	0.0	0.3	0.3
Primary products.		335921-P	2.8	0.0	5.6	0.0	0.3	0.3
Fiber optic cable, made from purchased fiber optic strand.		335921-0	2.8	0.0	5.6	0.0	0.3	0.3

See footnotes at end of table.

Table 12. Producer price index percentage changes for the net output of selected industries and their products, not seasonally adjusted — Continued
 [December 2021]

Title ¹	Industry code	Product code	Unadjusted 12-month percent change ²	Unadjusted 1-month percent change ²					
				Dec. 2020 to Dec. 2021 ^P	July to Aug.	Aug. to Sept. ^P	Sept. to Oct. ^P	Oct. to Nov. ^P	Nov. to Dec. ^P
Fiber optic cable mfg - Continued									
Secondary products and miscellaneous receipts.....		335921-SM							
Other communication and energy wire mfg.....	335929		38.2	3.7	0.5	5.6	1.0	-0.7	
Primary products.....		335929-P	41.7	4.0	0.5	5.8	1.0	-0.7	
Electronic wire and cable, made of nonferrous metals (purchased wire).....		335929-A	19.9	-0.7	0.1	0.6	3.0	0.5	
Other insulated wire & cable, incl control & signal, made of nonferrous metals (purchased wire).....		335929-F	18.1	0.4	0.2	0.2	-0.5	0.3	
Power wire and cable, made from nonferrous metals (purchased wire).....		335929-1	56.7	2.7	1.5	13.2	2.6	-1.0	
Secondary products and miscellaneous receipts.....		335929-SM							
Wiring device mfg.....	33593		25.7	2.5	2.0	1.6	1.4	2.0	
Current-carrying wiring device mfg.....	335931		10.0	0.3	0.8	0.6	0.6	1.1	
Primary products.....		335931-P	10.4	0.2	0.8	0.3	0.5	1.3	
Current-carrying wiring devices n.e.c.....		335931-A	12.9	0.3	1.5	1.2	1.1	4.2	
Current-carrying switches for electrical circuitry (including vehicular switches).....		335931-1	7.8	0.0	0.4	-0.4	0.0	0.0	
Current-carrying wire connectors for electrical circuitry.....		335931-9	11.3	0.2	0.5	0.4	0.6	0.0	
Secondary products and miscellaneous receipts.....		335931-SM							
Secondary products.....		335931-S	9.3	1.5	1.7	1.0	0.3	0.1	
Noncurrent-carrying wiring device mfg.....	335932		41.5	4.4	3.0	2.5	2.1	2.7	
Primary products.....		335932-P	47.1	3.9	3.4	2.9	2.4	2.9	
Noncurrent-carrying electrical conduit and conduit fittings, incl. plastic conduit & fittings.....		335932-4	78.4	3.2	3.6	4.8	4.7	2.9	
Other noncurrent-carrying wiring devices and supplies (boxes, covers, bar hangers, etc.).....		335932-6	18.9	8.3	0.1	2.1	0.5	0.0	
Secondary products and miscellaneous receipts.....		335932-SM							
All other electrical equipment & component mfg.....	33599		5.9	1.4	1.8	1.3	0.0	0.2	
Carbon and graphite product mfg.....	335991		-16.0	-0.1	0.3	0.0	0.6	0.0	
Primary products.....		335991-P	-16.8	-0.1	0.3	0.0	0.6	0.0	
Carbon and graphite products, including electrodes for electric arc furnaces.....		335991-0	-16.8	-0.1	0.3	0.0	0.6	0.0	
Secondary products and miscellaneous receipts.....		335991-SM							
Miscellaneous receipts.....		335991-M	-3.1	0.0	0.0	0.0	0.0	0.0	
Miscellaneous electrical equipment mfg.....	335999		14.3	1.8	2.2	1.7	-0.2	0.2	
Primary products.....		335999-P	13.5	2.0	1.7	1.9	-0.2	0.3	
Rectifying apparatus.....		335999-3	11.4	5.5	0.0	0.4	0.0	0.0	
All miscellaneous electrical equipment except rectifying apparatus.....		335999-4	13.9	1.1	2.1	2.3	-0.3	0.3	
Secondary products and miscellaneous receipts.....		335999-SM							
Secondary products.....		335999-S	-	0.7	6.7	0.0	0.0	0.0	
Transportation equipment manufacturing.....	336		3.8	0.3	0.1	0.6	0.3	0.4	
Motor vehicle manufacturing.....	3361		2.9	0.2	0.0	0.8	0.2	0.3	
Automobile and light truck manufacturing.....	33611		3.1	0.2	0.0	0.9	0.1	0.3	
Automobile, light truck and utility vehicle mfg.....	336110		3.1	0.2	0.0	0.9	0.1	0.3	
Primary products.....		336110-P	3.0	0.2	0.0	0.8	0.1	0.3	
Passenger cars and chassis.....		336110-1	2.2	0.3	-0.3	0.9	0.3	0.0	
Trucks, truck tractors, & bus chassis 14,000 lb or less, incl. minivans & suvs.....		336110-2	3.7	0.1	0.2	0.7	0.0	0.5	
Secondary products and miscellaneous receipts.....		336110-SM							
Heavy duty truck manufacturing.....	33612		1.4	0.2	0.0	0.2	0.6	0.0	
Heavy duty truck mfg.....	336120		1.4	0.2	0.0	0.2	0.6	0.0	
Primary products.....		336120-P	1.5	0.2	0.0	0.2	0.6	0.0	
Trucks, truck tractors, and bus chassis (chassis of own manufacture) 14,001 to 33,000 lbs.....		336120-1	2.3	0.0	0.0	0.6	1.5	0.0	
Buses, including military and firefighting vehicles (chassis of own manufacture) ..		336120-3	1.8	1.2	0.0	0.0	0.0	0.0	
Secondary products and miscellaneous receipts.....		336120-SM							
Motor vehicle body and trailer manufacturing.....	3362		18.0	1.0	1.4	3.3	1.4	1.9	
Motor vehicle body and trailer manufacturing.....	33621		18.0	1.0	1.4	3.3	1.4	1.9	
Motor vehicle body mfg.....	336211		7.7	1.0	0.5	1.0	0.0	0.3	
Primary products.....		336211-P	7.8	0.7	0.6	1.1	0.0	0.3	
Van bodies, separate cab, for sale separately.....		336211-42	-	0.0	-	-	-	-	
Other truck and vehicle bodies, sold separately.....		336211-5	11.3	1.1	0.9	1.0	0.0	0.2	
Dump truck bodies, for sale separately.....		336211-5A	42.9	8.3	5.5	0.1	0.0	0.0	
All other truck and vehicle bodies, sold separately.....		336211-5B	7.1	0.0	0.0	0.4	0.0	0.0	
Service truck bodies, for sale separately.....		336211-5C	-	0.1	-	-	-	-	
Buses and firefighting vehicles, complete, produced on purchased chassis.....		336211-7	1.2	0.0	0.0	0.0	0.0	0.0	

See footnotes at end of table.

Table 12. Producer price index percentage changes for the net output of selected industries and their products, not seasonally adjusted — Continued
 [December 2021]

Title ¹	Industry code	Product code	Unadjusted 12-month percent change ²	Unadjusted 1-month percent change ²				
				Dec. 2020 to Dec. 2021 ^P	July to Aug.	Aug. to Sept. ^P	Sept. to Oct. ^P	Oct. to Nov. ^P
Motor vehicle body mfg - Continued								
Other trucks and vehicles, complete, produced on purchased chassis.....		336211-9	6.7	1.3	0.9	1.5	0.1	0.8
Other trucks and vehicles, complete, produced on purchased chassis, except upfitting trucks.....		336211-91	6.7	0.2	1.1	1.9	0.1	1.0
Upfitting trucks, complete, produced on purchased chassis.....		336211-99	6.7	5.7	0.0	0.0	0.0	0.0
Secondary products and miscellaneous receipts.....		336211-SM						
Secondary products.....		336211-S	11.7	0.8	0.0	1.2	0.0	0.1
Truck trailer mfg.....	336212		26.8	0.6	0.9	6.8	1.7	4.1
Primary products.....		336212-P	27.3	0.6	0.8	7.1	1.6	4.2
Truck trailers and chassis, axle rating 10,000 lbs or more.....		336212-1	24.7	0.5	0.2	7.8	1.1	3.0
Truck trailers and chassis, axle rating less than 10,000 lbs.....		336212-3	-	1.2	5.4	1.9	5.5	12.7
Secondary products and miscellaneous receipts.....		336212-SM						
Secondary products.....		336212-S1	-	-	-	-	-	-
Motor home mfg.....	336213		4.6	0.0	0.5	0.1	0.0	1.8
Primary products.....		336213-P	4.3	0.0	0.4	0.1	0.0	1.6
Motor homes built on purchased chassis.....		336213-0	4.3	0.0	0.4	0.1	0.0	1.6
Secondary products and miscellaneous receipts.....		336213-SM1						
Travel trailer and camper mfg.....	336214		23.8	1.6	2.7	3.3	2.8	1.6
Primary products.....		336214-P	23.2	2.0	2.4	3.2	2.6	1.5
Travel trailers.....		336214-1	24.6	1.7	3.4	3.9	3.3	0.7
Conventional travel trailers.....		336214-19	24.8	2.2	3.1	3.3	3.9	0.1
Automobile and light truck trailers.....		336214-3	28.7	2.2	1.7	2.4	2.2	4.6
Camping trailers, campers, pick-up covers, and parts.....		336214-5	12.5	2.9	0.1	2.0	0.5	0.2
Other parts and components, excluding appliances and furnishings.....		336214-53	12.4	4.7	0.0	1.4	0.0	0.0
Truck campers, caps, box covers, and fold-down camping trailers.....		336214-56	12.7	0.0	0.3	3.1	1.2	0.6
Secondary products and miscellaneous receipts.....		336214-SM						
Secondary products.....		336214-S	9.0	0.2	2.7	0.9	0.7	0.9
Motor vehicle parts manufacturing.....	3363		5.4	0.5	0.0	0.4	0.7	0.2
Motor vehicle gasoline engine and parts mfg.....	33631		3.6	0.1	0.1	0.2	0.3	0.2
Motor vehicle gasoline engine and engine parts mfg.....	336310		3.5	0.1	0.1	0.2	0.3	0.2
Primary products.....		336310-P	3.2	0.1	0.1	0.2	0.3	0.1
Gasoline engines and engine parts (excluding carburetors).....		336310-2	3.2	0.1	0.1	0.2	0.3	0.0
Carburetors, pistons, piston rings, and valves.....		336310-3	4.3	-0.2	0.1	0.5	0.1	0.9
Secondary products and miscellaneous receipts.....		336310-SM						
Miscellaneous receipts.....		336310-M1	6.4	0.8	0.0	0.1	0.0	1.7
Secondary products.....		336310-S	4.7	0.2	0.2	0.1	0.6	0.3
Motor vehicle electric equipment.....	33632		6.7	0.6	0.3	0.2	3.3	0.5
Motor vehicle electrical and electronic equipment mfg.....	336320		6.6	0.6	0.3	0.2	3.3	0.5
Primary products.....		336320-P	6.8	0.5	0.2	0.3	3.6	0.6
Vehicular lighting equipment.....		336320-1	0.6	0.1	-0.2	0.7	-0.1	0.2
Other motor vehicle electrical and electronic equipment.....		336320-2	8.3	0.6	0.3	0.2	4.5	0.6
Ignition harness and cable sets.....		336320-21	-	0.0	2.0	0.0	-	-
Battery charging alternators, generators, and regulators.....		336320-23	3.3	-0.2	0.5	0.1	0.5	0.3
Parts for engine electrical and electronic equipment.....		336320-2A	1.8	0.0	0.4	1.1	0.0	0.0
All other miscellaneous non-engine electrical and electronic equipment.....		336320-2D	12.8	1.0	-0.5	0.1	9.9	1.1
All other miscellaneous complete engine electrical equipment, including spark plugs.....		336320-2U	5.3	1.7	-0.6	0.7	-0.1	0.6
Secondary products and miscellaneous receipts.....		336320-SM						
Miscellaneous receipts.....		336320-M	4.9	0.0	0.5	0.2	0.0	0.0
Secondary products.....		336320-S	4.2	1.6	1.4	0.0	0.5	0.3
Motor vehicle steering and suspension parts.....	33633		7.9	0.6	0.0	2.1	0.0	0.0
Motor vehicle steering and suspension components (except spring) manufacturing.....	336330		7.9	0.6	0.0	2.1	0.0	0.0
Primary products.....		336330-P	7.7	0.6	0.0	2.3	0.0	0.0
Motor vehicle steering and suspension components (excluding spring), new and rebuilt.....		336330-0	7.7	0.6	0.0	2.3	0.0	0.0
Secondary and miscellaneous receipts.....		336330-SM						
Motor vehicle brake system manufacturing.....	33634		11.9	1.1	0.0	-0.1	0.3	0.0
Motor vehicle brake system mfg.....	336340		11.9	1.1	0.0	-0.1	0.3	0.0
Primary products.....		336340-P	13.3	1.2	0.0	-0.1	0.3	0.0
Motor vehicle brake parts and assemblies, new.....		336340-1	13.5	1.3	0.0	-0.1	0.4	0.0
Motor vehicle drum brake assemblies and parts, new.....		336340-1E	12.3	4.3	-0.3	-0.8	0.0	0.0
Motor vehicle disc brake assemblies and parts, new.....		336340-1F	21.4	0.0	0.0	-1.5	0.0	0.0

See footnotes at end of table.

Table 12. Producer price index percentage changes for the net output of selected industries and their products, not seasonally adjusted — Continued
 [December 2021]

Title ¹	Industry code	Product code	Unadjusted 12-month percent change ²	Unadjusted 1-month percent change ²				
			Dec. 2020 to Dec. 2021 ^P	July to Aug.	Aug. to Sept. ^P	Sept. to Oct. ^P	Oct. to Nov. ^P	Nov. to Dec. ^P
Motor vehicle brake system mfg - Continued								
Other motor vehicle brake parts and assemblies, new.....		336340-1G	7.4	1.2	0.0	1.7	0.9	0.0
Secondary products and miscellaneous receipts.....		336340-SM						
Motor vehicle power train components mfg.....	33635		2.0	0.0	0.2	0.2	0.2	-0.1
Motor vehicle transmission and power train parts manufacturing.....	336350		2.0	0.0	0.2	0.2	0.2	-0.1
Primary products.....		336350-P	2.0	0.0	0.2	0.2	0.2	-0.1
Motor vehicle drive train components, excluding wheels and brakes, new.....		336350-2	2.1	0.0	0.2	0.2	0.2	-0.1
Motor vehicle transmissions (except auxiliary and parts), new.....		336350-20	2.6	0.1	0.0	0.0	0.4	0.0
Parts for manual and automatic transmissions, new.....		336350-23	4.4	-0.2	0.9	0.5	0.5	0.1
Other motor vehicle drive train components, except wheels and brakes, new.....		336350-25	1.9	0.1	0.4	0.7	0.0	-0.7
Motor vehicle drive train components, rebuilt.....		336350-3	4.9	1.4	0.0	0.0	0.0	1.9
Secondary products and miscellaneous receipts.....		336350-SM						
Secondary products.....		336350-S	-0.5	0.0	0.0	0.1	0.1	-0.1
Motor vehicle seating and interior trim mfg.....	33636		7.1	0.4	0.1	1.3	0.4	-0.3
Motor vehicle seating and interior trim mfg.....	336360		7.2	0.4	0.1	1.3	0.4	-0.3
Primary products.....		336360-P	7.3	1.1	0.2	1.1	0.4	-0.3
Automobile trimmings.....		336360-1	-0.9	0.1	0.4	0.2	0.1	-1.2
Seats for public conveyance and aircraft.....		336360-3	11.2	0.4	0.0	1.8	0.6	0.0
Metal motor vehicle seat frames.....		336360-7	9.6	6.5	0.5	0.0	0.1	0.5
Secondary products and miscellaneous receipts.....		336360-SM						
Secondary products.....		336360-S	12.1	3.6	-0.2	0.6	0.5	2.0
Motor vehicle metal stamping.....	33637		7.9	1.6	-0.7	0.8	1.1	0.8
Motor vehicle metal stamping.....	336370		7.9	1.6	-0.7	0.8	1.1	0.8
Primary products.....		336370-P	5.8	1.4	-0.2	1.2	1.2	1.2
Automotive job stampings (truck, bus, and passenger car).....		336370-0	5.8	1.4	-0.2	1.2	1.2	1.2
Secondary products and miscellaneous receipts.....		336370-SM						
Secondary products.....		336370-S	2.6	0.0	1.2	0.4	0.0	0.3
Other motor vehicle parts manufacturing.....	33639		4.5	0.6	0.2	0.2	0.6	0.4
Other motor vehicle parts mfg.....	336390		4.5	0.6	0.2	0.2	0.6	0.4
Primary products.....		336390-P	4.3	0.6	0.2	0.0	0.5	0.4
Filters, new, internal combustion engines and motor vehicles.....		336390-A	5.6	0.0	2.1	0.0	0.0	0.0
Motor vehicle air-conditioning systems and compressors.....		336390-B	3.4	0.1	0.1	0.3	0.0	0.8
Exhaust system parts, new.....		336390-4	-	0.0	-	-	-	-
All other motor vehicle parts and accessories, including trailer hitches.....		336390-8	1.6	0.7	0.1	-0.1	0.9	-0.1
Secondary products and miscellaneous receipts.....		336390-SM						
Miscellaneous receipts.....		336390-M	2.2	0.0	0.2	1.9	0.0	0.0
Secondary products.....		336390-S	11.0	0.8	0.0	0.6	2.3	0.5
Aerospace product and parts manufacturing.....	3364		1.7	0.0	0.1	0.1	0.1	0.3
Aerospace product and parts manufacturing.....	33641		1.7	0.0	0.1	0.1	0.1	0.3
Aircraft mfg.....	336411		1.8	0.1	0.1	0.1	0.1	0.2
Primary products.....		336411-P	1.3	0.1	0.1	0.1	0.1	0.2
Civilian aircraft.....		336411-3	2.3	0.3	0.2	0.2	0.2	0.4
Military aircraft.....		336411-4	-0.2	-0.2	0.0	0.0	0.0	0.0
Modification, conversion, and overhaul of previously accepted aircraft.....		336411-5	-	0.0	0.0	0.0	0.0	0.0
Secondary products and miscellaneous receipts.....		336411-SM						
Aircraft engine and engine parts mfg.....	336412		2.4	-0.4	0.0	0.1	0.0	0.8
Primary products.....		336412-P	1.8	-0.3	0.0	0.0	0.0	0.6
Aeronautical services on aircraft engines.....		336412-5	5.6	-1.6	0.0	0.0	0.0	2.1
Aircraft engine parts and accessories.....		336412-7	0.7	0.1	-0.1	0.0	0.0	0.0
Parts and accessories for military aircraft engines.....		336412-75	2.0	0.0	0.0	0.0	0.1	0.0
Parts and accessories for civilian aircraft engines.....		336412-77	0.5	0.1	-0.1	0.0	0.0	0.0
Secondary products and miscellaneous receipts.....		336412-SM						
Secondary products.....		336412-S	4.5	0.4	-0.3	1.5	0.0	0.0
Other aircraft parts and equipment mfg.....	336413		1.2	0.0	0.1	0.3	0.1	0.0
Primary products.....		336413-P	1.1	0.0	0.1	0.3	0.0	0.0
Aircraft propellers and helicopter rotors.....		336413-1	0.0	0.0	0.0	0.0	0.0	0.0
Aircraft parts and auxiliary equipment.....		336413-7	0.8	0.0	0.2	0.0	0.0	0.0
Aircraft landing gear for civilian and military aircraft.....		336413-72	0.8	0.0	0.0	0.0	0.0	0.0
Other aircraft subassemblies and parts for military aircraft.....		336413-73	2.2	0.1	0.4	0.0	0.0	0.0
Other aircraft subassemblies and parts for civilian aircraft.....		336413-74	0.9	-0.1	0.2	0.0	0.0	0.0
Secondary products and miscellaneous receipts.....		336413-SM						

See footnotes at end of table.

Table 12. Producer price index percentage changes for the net output of selected industries and their products, not seasonally adjusted — Continued
 [December 2021]

Title ¹	Industry code	Product code	Unadjusted 12-month percent change ²	Unadjusted 1-month percent change ²					
				Dec. 2020 to Dec. 2021 ^P	July to Aug.	Aug. to Sept. ^P	Sept. to Oct. ^P	Oct. to Nov. ^P	Nov. to Dec. ^P
Other aircraft parts and equipment mfg - Continued									
Secondary products.....		336413-S	1.6	0.0	0.0	0.0	1.0	0.1	
Railroad rolling stock manufacturing.....	3365		1.4	0.0	0.2	0.2	0.4	0.2	
Railroad rolling stock manufacturing.....	33651		1.5	0.0	0.2	0.2	0.4	0.2	
Railroad rolling stock mfg.....	336510		1.5	0.0	0.2	0.2	0.4	0.2	
Primary products.....		336510-P	1.4	0.0	0.1	0.2	0.5	0.1	
Street, subway, trolley, and rapid transit cars, and railway maintenance equipment and parts.....		336510-5	5.1	0.0	0.2	0.8	1.9	0.1	
Railway maintenance of way equipment & parts, parts for all railcars, & other railway vehicles.....		336510-54	5.1	0.0	0.2	0.9	1.5	0.1	
Air brake and other brake equipment.....		336510-541	—	0.0	0.0	0.0	0.0	—	
Railway maintenance of way & all other railroad and streetcar equipment, parts and accessories.....		336510-542	5.8	0.0	0.2	1.0	1.7	0.1	
Secondary products and miscellaneous receipts.....		336510-SM							
Miscellaneous receipts.....		336510-M	2.0	0.0	0.4	0.0	0.0	0.9	
Secondary products.....		336510-S1	6.4	0.0	4.5	0.0	0.3	1.1	
Ship and boat building.....	3366		5.5	0.9	0.9	0.4	0.1	0.8	
Ship and boat building.....	33661		5.5	0.9	0.9	0.4	0.1	0.8	
Ship building and repairing.....	336611		4.7	0.8	1.1	0.2	0.1	1.1	
Primary products.....		336611-P	4.6	0.8	1.1	0.2	0.1	1.1	
Ship repair, nonmilitary.....		336611-A	10.2	0.0	3.0	0.0	0.0	2.7	
Military self-propelled ships, new construction.....		336611-5	0.4	-0.1	0.0	0.0	0.1	0.3	
Ship repair, military.....		336611-8	3.9	0.0	0.6	0.0	0.0	0.4	
Nonmilitary self-propelled ships, new construction.....		336611-9	7.9	1.1	0.9	2.8	0.0	0.4	
Secondary products and miscellaneous receipts.....		336611-SM2							
Boat building.....	336612		8.0	1.3	0.3	0.9	0.4	0.0	
Primary products.....		336612-P	7.7	1.1	0.3	0.8	0.4	0.0	
Outboard motorboats, including commercial and military (except sailboats and lifeboats).....		336612-1	10.4	1.4	0.4	0.5	0.8	0.0	
Outboard motorboats, wood or metal, incl. comm. and military (exc. sailboats and lifeboats).....		336612-11	12.1	2.9	0.9	0.9	0.5	0.0	
Outboard motorboats, plastics/fiberglass, incl. comm. and mil. (exc. sailboats and lifeboats).....		336612-14	8.9	0.2	0.0	0.2	1.2	0.0	
Inboard motorboats, including commercial and military (except sailboats and lifeboats).....		336612-3	6.2	0.5	0.1	2.1	0.0	0.0	
Inboard cabin cruisers, including commercial and military (except sailboats and lifeboats).....		336612-31	6.8	0.3	0.1	2.0	0.0	0.0	
Other inboard motorboats, including commercial and military (except sailboats and lifeboats).....		336612-32	5.8	0.7	0.0	2.1	0.0	0.0	
Inboard-outdrive boats, including commercial and military (except sailboats and lifeboats).....		336612-5	4.8	0.8	0.0	0.0	0.0	0.0	
All other inboard-outdrive boats, incl. comm. and military (except sailboats and lifeboats).....		336612-52	5.4	0.9	0.0	0.0	0.0	0.0	
All other boats (excluding military and commercial).....		336612-8	2.0	0.9	0.4	0.7	0.0	0.0	
Secondary products and miscellaneous receipts.....		336612-SM							
Miscellaneous receipts.....		336612-M	11.7	4.3	0.7	2.1	0.0	0.0	
Other transportation equipment manufacturing.....	3369		1.9	0.0	0.0	0.8	0.3	0.0	
Other transportation equipment manufacturing.....	33699		1.9	0.0	0.0	0.8	0.3	0.0	
Motorcycle, bicycle, and parts mfg.....	336991		0.4	0.0	0.0	0.0	0.2	0.0	
Primary products.....		336991-P	0.4	0.0	0.0	0.0	0.1	0.0	
Motorcycles, including three-wheel motorbikes, motorscooters, mopeds, and parts.....		336991-3	0.1	0.0	0.0	0.0	0.0	0.0	
Bicycles, including parts (excluding children's 2-wheel sidewalk cycles).....		336991-4	2.7	0.0	0.0	0.0	1.1	0.0	
Cycles, all types, tubular construction.....		336991-42	2.5	0.0	0.0	0.0	2.2	0.0	
Parts for bicycles, unicycles, and adult tricycles.....		336991-45	—	0.0	0.0	—	—	—	
Secondary products and miscellaneous receipts.....		336991-SM							
Secondary products.....		336991-S	—	0.0	0.0	0.0	—	—	
All other transportation equipment mfg.....	336999		3.1	0.1	0.0	1.5	0.4	0.1	
Primary products.....		336999-P	2.9	0.1	0.0	1.5	0.3	0.1	
All-terrain vehicles and parts.....		336999-4	3.3	0.0	0.0	2.4	0.1	0.0	
All other miscellaneous transportation equipment.....		336999-6	3.8	0.2	0.0	0.4	1.1	0.3	
Secondary products and miscellaneous receipts.....		336999-SM							
Miscellaneous receipts.....		336999-M	—	0.0	0.0	0.0	0.2	—	
Secondary products.....		336999-S	10.0	0.0	0.0	1.5	5.0	0.0	

See footnotes at end of table.

Table 12. Producer price index percentage changes for the net output of selected industries and their products, not seasonally adjusted — Continued
 [December 2021]

Title ¹	Industry code	Product code	Unadjusted 12-month percent change ²	Unadjusted 1-month percent change ²				
				Dec. 2020 to Dec. 2021 ^P	July to Aug.	Aug. to Sept. ^P	Sept. to Oct. ^P	Oct. to Nov. ^P
Furniture & related product mfg.	337		11.9	0.5	1.4	0.4	0.7	0.8
HH & institutional furniture & kitchen cabinet mfg.	3371		13.0	1.0	1.2	0.4	1.3	1.2
Wood kitchen cabinet & countertop mfg.	33711		6.0	0.0	0.5	0.5	0.2	0.7
Wood kitchen cabinet and countertop mfg.	337110		6.0	0.0	0.5	0.5	0.2	0.7
Primary products.		337110-P	5.8	0.0	0.7	0.5	0.0	0.8
Custom wood kitchen cabinets, bathroom vanities, and related cabinet sold directly to customers.		337110-H	4.9	0.0	1.4	0.0	0.0	0.0
Stock wood kitchen cabinets and related cabinetwork for permanent installation. ...		337110-1	5.0	-0.1	0.5	0.0	0.0	2.1
Secondary products and miscellaneous receipts.		337110-SM						
Household & institutional furniture mfg.	33712		16.4	1.5	1.5	0.4	1.9	1.4
Upholstered household furniture mfg.	337121		20.3	2.4	0.6	0.6	3.7	0.1
Primary products.		337121-P	16.5	0.2	0.6	0.7	5.0	0.0
Upholstered household furniture, excl. dual-purpose sleep furniture.		337121-1	16.9	0.2	0.5	0.7	5.3	0.0
Upholstered household sofas, davenports, settees, and loveseats, except custom.		337121-11	18.5	0.1	0.6	0.7	5.8	0.0
Upholstered household sectional sofa pieces, except custom.		337121-12	13.0	0.0	0.1	0.5	5.1	0.0
Upholstered household rocking chairs, including swivel rockers, except custom.		337121-13	-	1.2	1.5	1.7	2.4	0.0
Other upholstered household furniture, including custom sold at retail.		337121-15	25.5	1.9	1.0	0.9	10.2	0.2
Dual-purpose sleep furniture incl. futon, conv. sofa, jackknife & chair beds, except custom.		337121-4	11.2	0.1	1.0	0.7	0.8	0.0
Secondary products and miscellaneous receipts.		337121-SM						
Miscellaneous receipts.		337121-M	38.7	11.4	0.0	0.0	0.0	0.0
Nonupholstered wood household furniture mfg.	337122		10.7	0.4	0.8	-0.2	0.4	1.1
Primary products.		337122-P	10.3	0.5	1.0	0.5	0.0	1.3
Infants' and children's wood furniture, except custom.		337122-A	18.8	1.0	0.6	0.2	0.0	3.9
Custom nonupholstered wood household furniture sold direct, excl. kitchen cabinets and vanities.		337122-J	5.0	0.0	0.0	0.0	0.0	0.0
Wood household den, family room, library, and living room furniture, except custom.		337122-1	10.6	0.3	1.2	0.2	0.0	2.0
Wood dining room and kitchen furniture, excl. cabinets, except custom.		337122-4	7.5	0.6	0.7	0.3	0.0	0.1
Wood bedroom furniture, except custom.		337122-8	11.4	0.7	1.1	1.1	0.0	0.9
Secondary products and miscellaneous receipts.		337122-SM						
Secondary products.		337122-S	12.4	0.0	0.0	-	-	0.1
Metal household furniture mfg.	337124		19.2	2.6	7.0	0.1	-3.1	6.5
Primary products.		337124-P	21.1	3.1	7.9	0.0	-4.1	7.4
Metal dining room, and kitchen furniture, incl. padded and plain chairs and stools.		337124-1	20.0	5.7	23.9	-9.8	-13.2	9.1
Metal outdoor and casual furniture, incl. beach, lawn, garden and porch.		337124-6	9.5	4.3	1.1	0.1	0.0	0.3
Other nonupholstered metal household furniture.		337124-8	31.6	0.1	0.0	10.4	0.6	11.6
Secondary products and miscellaneous receipts.		337124-SM						
Secondary products.		337124-S	10.1	-0.4	-1.3	0.8	6.7	1.7
Household furniture, except wood or metal, mfg.	337125		2.4	0.0	0.0	0.3	0.2	0.6
Primary products.		337125-P	0.9	0.0	0.0	0.0	0.0	0.5
Nonupholstered household furniture (except wood and metal).		337125-0	0.9	0.0	0.0	0.0	0.0	0.5
Institutional furniture mfg.	337127		13.5	0.1	1.6	0.6	1.4	2.3
Primary products.		337127-P	13.8	0.1	1.7	0.6	1.6	2.1
Other institutional furniture.		337127-B	11.2	0.2	1.7	1.1	1.5	1.3
School furniture (except stone and concrete), excl. library furniture.		337127-1	5.2	0.0	1.2	0.8	0.5	2.1
Public building and related furniture, excl. bar, bowling, cafeteria, restaurant and school.		337127-5	17.3	0.0	1.7	0.0	3.1	1.3
Public furniture (bar, bowling center, cafeteria, and restaurant).		337127-8	22.9	0.2	2.0	0.5	0.0	5.4
Secondary products and miscellaneous receipts.		337127-SM						
Miscellaneous receipts.		337127-M	16.4	0.0	2.6	0.0	0.0	4.5
Secondary products.		337127-S	6.6	0.2	0.2	1.1	-0.2	2.2
Office furniture (including fixtures) mfg.	3372		11.7	-0.3	1.7	0.5	0.4	0.6
Office furniture (including fixtures) mfg.	33721		11.7	-0.3	1.7	0.5	0.4	0.6
Wood office furniture mfg.	337211		6.0	0.0	0.8	1.3	0.0	0.7
Primary products.		337211-P	5.2	0.0	0.3	1.3	-0.3	0.9
Wood office furniture panel systems, desking systems, and other wood office furniture.		337211-A	1.1	0.0	0.2	0.2	0.0	0.8
Wood office seating, including upholstered.		337211-1	7.4	0.0	0.5	0.8	0.0	0.4
Wood office desks and desk extensions.		337211-4	6.4	0.0	0.3	2.6	-1.0	1.4
Wood office files, storage units, and tables.		337211-7	4.2	0.0	0.3	1.4	0.0	1.0

See footnotes at end of table.

Table 12. Producer price index percentage changes for the net output of selected industries and their products, not seasonally adjusted — Continued
 [December 2021]

Title ¹	Industry code	Product code	Unadjusted 12-month percent change ²	Unadjusted 1-month percent change ²					
				Dec. 2020 to Dec. 2021 ^P	July to Aug.	Aug. to Sept. ^P	Sept. to Oct. ^P	Oct. to Nov. ^P	Nov. to Dec. ^P
Wood office furniture mfg - Continued									
Secondary products and miscellaneous receipts.....		337211-SM							
Secondary products.....		337211-S	12.6	0.0	4.4	1.2	1.6	-0.2	
Custom architectural woodwork and millwork.....	337212		11.8	-0.1	2.1	1.3	0.3	0.0	
Primary products.....		337212-P	11.4	-0.1	1.9	0.8	0.3	0.0	
Custom architectural woodwork, millwork, and fixtures.....		337212-0	11.4	-0.1	1.9	0.8	0.3	0.0	
Secondary products and miscellaneous receipts.....		337212-SM							
Office furniture, except wood, mfg.....	337214		3.8	-0.1	0.2	-1.3	1.4	0.0	
Primary products.....		337214-P	2.7	-0.5	0.2	-1.5	1.7	-0.7	
Office seating, including upholstered, except wood.....		337214-1	-3.8	-4.6	1.8	-6.0	6.2	-1.3	
Office files, storage units, and tables, except wood.....		337214-7	6.0	1.7	-0.9	1.4	1.8	0.4	
Secondary products and miscellaneous receipts.....		337214-SM							
Showcases, partitions, shelving, and lockers mfg.....	337215		25.0	-0.7	3.6	1.5	-0.6	1.7	
Primary products.....		337215-P	27.5	-0.8	3.9	1.4	-0.5	1.6	
Storage racks and accessories, except wood.....		337215-E	53.6	0.0	0.0	5.5	0.0	0.0	
Fixtures (bank, office, and store), except wood.....		337215-G	14.7	2.5	1.1	-1.3	-0.1	9.9	
Wood furniture dimensions and nonwood furniture parts and frames.....		337215-L	21.1	-2.9	-0.3	6.9	-0.3	1.9	
Secondary products and miscellaneous receipts.....		337215-SM							
Other furniture related product mfg.....	3379		9.7	0.4	1.8	0.2	-0.8	0.1	
Mattress mfg.....	33791		9.8	0.5	2.1	0.2	-1.0	0.1	
Mattress mfg.....	337910		9.9	0.5	2.1	0.2	-1.0	0.1	
Primary products.....		337910-P	9.6	0.5	2.1	0.2	-1.1	0.1	
Mattress and foundation sets.....		337910-E	4.3	0.1	-0.4	0.0	-2.9	0.0	
Innerspring mattresses, excluding crib-size.....		337910-1	14.6	0.5	2.9	0.9	0.2	0.1	
Other mattresses, including crib, foam, waterbed mattresses and mattress inserts.....		337910-4	7.1	0.7	3.5	-0.1	0.3	0.0	
Foundations, excl. innerspring units, hybrid-type flotation, ensembles, and adjustable units.....		337910-7	-	1.2	6.6	-0.1	-1.1	0.4	
Secondary products and miscellaneous receipts.....		337910-SM							
Secondary products.....		337910-S	18.2	0.5	3.4	0.1	0.0	0.0	
Blind & shade mfg.....	33792		9.2	0.0	0.0	0.0	0.0	0.0	
Blind and shade mfg.....	337920		9.2	0.0	0.0	0.0	0.0	0.0	
Primary products.....		337920-P	10.7	0.0	0.0	0.0	0.0	0.0	
Window shades and window shade accessories and rollers.....		337920-2	7.0	0.0	0.0	0.0	0.0	0.0	
Secondary products and miscellaneous receipts.....		337920-SM							
Miscellaneous mfg.....	339		2.6	-0.1	-0.1	0.4	0.4	0.1	
Medical equipment & supplies mfg.....	3391		1.2	0.0	-0.5	0.2	0.2	0.0	
Medical equipment & supplies mfg.....	33911		1.2	0.0	-0.5	0.2	0.2	0.0	
Surgical and medical instrument mfg.....	339112		-0.1	0.0	-0.1	0.2	0.3	0.0	
Primary products.....		339112-P	0.3	0.0	-0.2	0.1	0.3	0.0	
Surgical and medical instruments.....		339112-0	0.2	0.0	-0.2	0.1	0.3	0.0	
Surgical and orthopedic instruments.....		339112-01	0.2	0.0	-0.1	0.0	0.2	0.0	
Surgical and medical syringes and hypodermic needles.....		339112-03	-	0.3	-	-	-	-	
Surgical and medical catheters.....		339112-05	0.9	-0.6	-	-	0.8	0.0	
Other surgical and medical apparatus and instruments, excluding parts.....		339112-06	-0.4	-0.2	-0.1	-0.6	0.4	0.0	
Parts for surgical and medical apparatus and instruments.....		339112-09	0.2	0.0	0.0	0.0	0.0	0.0	
Secondary products and miscellaneous receipts.....		339112-SM							
Miscellaneous receipts.....		339112-M	-	0.0	-	-	-	-	
Secondary products.....		339112-S	-	0.6	0.1	-	-	-	
Surgical appliance and supplies mfg.....	339113		2.8	0.4	0.1	0.2	0.3	0.0	
Primary products.....		339113-P	3.6	0.5	0.2	0.2	0.4	0.1	
Medical and surgical appliances and supplies, incl. orthopedic, prosthetic, and therapeutic.....		339113-2	3.1	0.6	0.2	0.3	-0.1	0.1	
Other orthopedic and prosthetic appliances.....		339113-22	2.1	-0.2	0.6	0.0	0.0	0.0	
Other medical and surgical appliances and supplies.....		339113-27	3.4	0.8	0.1	0.4	-0.2	0.1	
Hospital beds and specialized hospital furniture.....		339113-4	1.3	0.3	0.2	0.0	0.0	0.0	
Personal industrial and nonindustrial safety equipment and clothing.....		339113-6	7.4	0.0	0.0	0.0	3.2	0.0	
Secondary products and miscellaneous receipts.....		339113-SM							
Miscellaneous receipts.....		339113-M	-0.4	0.0	0.0	0.0	0.0	-0.1	
Secondary products.....		339113-S	0.1	-0.3	0.0	0.0	0.0	0.0	
Dental equipment and supplies mfg.....	339114		-1.5	-2.3	-6.0	0.9	0.0	-0.1	

See footnotes at end of table.

Table 12. Producer price index percentage changes for the net output of selected industries and their products, not seasonally adjusted — Continued
 [December 2021]

Title ¹	Industry code	Product code	Unadjusted 12-month percent change ²	Unadjusted 1-month percent change ²				
				Dec. 2020 to Dec. 2021 ^P	July to Aug.	Aug. to Sept. ^P	Sept. to Oct. ^P	Oct. to Nov. ^P
Dental equipment and supplies mfg - Continued								
Primary products.....		339114-P	-1.7	-2.5	-6.7	1.0	0.0	0.0
Dental professional equipment and supplies.....		339114-1	2.8	0.0	0.0	0.4	0.0	0.0
Professional dental equipment.....		339114-11	3.8	0.0	0.0	0.3	0.0	0.0
Professional dental supplies.....		339114-12	2.2	0.0	0.0	0.4	0.0	0.0
Secondary products and miscellaneous receipts.....		339114-SM						
Miscellaneous receipts.....		339114-M	1.8	0.0	0.0	0.3	0.0	0.0
Ophthalmic goods mfg.....	339115		2.6	0.0	0.1	0.0	0.0	0.0
Primary products.....		339115-P	2.8	0.0	0.1	0.0	0.0	0.0
Ophthalmic goods, other types, including prescription ground eyeglass lenses.....		339115-B	2.9	0.4	0.4	0.0	0.0	0.0
Ophthalmic fronts, temples, and focal and contact lenses.....		339115-9	2.7	-0.2	0.0	0.0	0.0	0.0
Secondary products and miscellaneous receipts.....		339115-SM						
Other miscellaneous mfg.....	3399		4.7	-0.3	0.3	0.6	0.5	0.3
Jewelry & silverware mfg.....	33991		2.3	-0.9	1.1	-0.6	0.9	-0.4
Jewelry and silverware mfg.....	339910		2.4	-0.9	1.1	-0.6	0.9	-0.4
Primary products.....		339910-P	2.2	-1.0	1.2	-0.7	1.0	-0.4
Jewelry, gold and platinum.....		339910-1	0.8	-1.6	0.4	0.0	1.3	-0.6
Costume jewelry and novelties.....		339910-4	3.1	0.0	0.0	0.0	0.8	0.0
All other jewelry and personal goods (excluding costume).....		339910-8	8.1	-0.3	0.1	1.3	1.2	-0.4
Secondary products and miscellaneous receipts.....		339910-SM						
Miscellaneous receipts.....		339910-M	3.1	-0.1	0.1	0.0	0.0	0.0
Sporting & athletic goods mfg.....	33992		3.7	-1.3	0.7	0.1	0.0	0.0
Sporting and athletic goods mfg.....	339920		3.6	-1.3	0.7	0.1	0.0	0.0
Primary products.....		339920-P	7.4	1.4	0.5	0.1	0.0	0.0
Other sporting and athletic goods.....		339920-A	7.7	0.2	0.0	0.4	0.0	0.0
Golf equipment, excluding apparel and shoes.....		339920-4	-	0.2	1.6	-0.5	0.0	-
Playground equipment.....		339920-5	23.5	9.0	0.0	1.3	0.0	0.0
Gymnasium and exercise equipment.....		339920-7	6.2	0.0	0.0	0.0	0.0	0.0
Secondary products and miscellaneous receipts.....		339920-SM						
Miscellaneous receipts.....		339920-M	-10.6	-12.0	1.5	0.0	0.0	0.0
Secondary products.....		339920-S	20.9	8.9	0.4	2.0	0.0	0.0
Doll, toy & game mfg.....	33993		13.2	3.2	0.1	0.6	0.6	0.4
Doll, toy, and game mfg.....	339930		13.2	3.2	0.1	0.6	0.6	0.4
Primary products.....		339930-P	10.4	1.7	0.0	0.1	0.5	0.0
Models (operating & static), craft kits/supply, natural science kits, & collectors' miniatures.....		339930-6	8.8	5.7	0.0	0.5	0.0	0.0
Other nonelectronic toys, including parts.....		339930-8	19.1	1.0	0.0	0.0	0.0	0.0
Secondary products and miscellaneous receipts.....		339930-SM						
Office supplies (exc paper) mfg.....	33994		4.0	0.8	0.0	1.4	0.0	1.0
Office supplies, except paper, mfg.....	339940		4.1	0.8	0.0	1.4	0.0	1.0
Primary products.....		339940-P	4.7	0.8	0.0	1.7	0.0	1.2
Pens, mechanical pencils, markers, and associated parts.....		339940-1	1.1	0.0	0.0	0.0	0.0	0.0
Lead pencils, art goods, office supplies & small office equipment, excluding paper.....		339940-2	6.6	2.2	0.0	0.0	0.0	3.0
Marking devices.....		339940-3	7.6	0.0	0.0	7.2	0.0	0.0
Secondary products and miscellaneous receipts.....		339940-SM						
Miscellaneous receipts.....		339940-M	0.6	0.0	0.0	0.6	0.0	0.0
Secondary Products.....		339940-S	8.8	3.0	0.0	0.0	0.0	1.6
Sign mfg.....	33995		6.0	-1.6	-0.3	0.7	1.0	0.8
Sign mfg.....	339950		6.0	-1.6	-0.3	0.7	1.0	0.8
Primary products.....		339950-P	7.7	-1.9	-0.4	0.8	1.2	1.0
Electric signs and displays, including trade show exhibits.....		339950-1	4.2	-4.3	-0.6	1.3	1.1	0.0
Nonelectric signs and displays, including trade show exhibits.....		339950-4	10.5	0.0	-0.2	0.5	1.3	1.8
Secondary products and miscellaneous receipts.....		339950-SM						
All other misc mfg.....	33999		4.8	0.5	0.2	0.9	0.4	0.3
Gasket, packing, and sealing device mfg.....	339991		6.1	1.4	0.2	0.2	0.2	0.6
Primary products.....		339991-P	6.3	1.6	0.2	0.1	0.1	0.6
Compression packing.....		339991-1	27.4	16.1	0.0	-3.5	0.0	11.5
Molded packing and seals.....		339991-2	3.4	0.7	0.3	0.3	0.2	0.0
Nonmetallic gaskets and gasketing.....		339991-3	11.2	0.6	0.3	2.6	0.5	1.3
Metallic gaskets and machined seals.....		339991-7	0.1	-0.1	0.0	0.0	0.0	-1.7

See footnotes at end of table.

Table 12. Producer price index percentage changes for the net output of selected industries and their products, not seasonally adjusted — Continued
 [December 2021]

Title ¹	Industry code	Product code	Unadjusted 12-month percent change ²	Unadjusted 1-month percent change ²				
				Dec. 2020 to Dec. 2021 ^P	July to Aug.	Aug. to Sept. ^P	Sept. to Oct. ^P	Oct. to Nov. ^P
Gasket, packing, and sealing device mfg - Continued								
Rotary oil seals.....		339991-9	15.1	0.0	0.3	0.0	0.0	0.0
Secondary products and miscellaneous receipts.....		339991-SM						
Miscellaneous receipts.....		339991-M	4.7	-0.1	0.0	2.5	0.2	1.1
Secondary products.....		339991-S	5.0	1.1	1.1	-1.1	1.0	0.0
Musical instrument mfg.....								
Primary products.....	339992		6.3	0.1	0.0	1.9	0.7	0.0
Nonelectronic pianos, organs, and nonelectronic pianos and organ parts, excluding benches.....		339992-P	6.2	0.1	0.0	2.0	0.8	0.0
Other musical instruments and parts.....		339992-A	4.0	0.0	0.0	0.0	0.0	0.0
Other electronic musical instruments, excluding electronic organs.....		339992-7	6.6	0.1	0.0	2.4	0.9	0.0
Other nonelectronic musical instruments.....		339992-71	10.8	0.0	0.0	0.0	2.4	0.0
Parts and accessories for other musical instruments, sold separately, excl. benches & cases.....		339992-72	4.7	0.0	0.0	0.3	1.0	0.0
Secondary products and miscellaneous receipts.....		339992-73	—	0.3	0.0	5.1	0.2	—
Miscellaneous receipts.....		339992-SM						
		339992-M	—	0.0	0.0	0.0	—	—
Fastener, button, needle, and pin mfg.....								
Primary products.....	339993		11.4	0.0	0.7	7.1	0.0	0.3
Fasteners, zippers, buttons, needles, pins, and buckles (except precious metal) ..		339993-P	10.8	0.0	0.8	6.3	0.0	0.4
Secondary products and miscellaneous receipts.....		339993-0	10.8	0.0	0.8	6.3	0.0	0.4
		339993-SM						
Broom, brush, and mop mfg.....								
Primary products.....	339994		5.6	1.2	0.4	0.7	0.1	0.0
Brooms, mops and dusters.....		339994-P	4.2	0.7	0.6	0.8	0.1	0.0
Mops and dusters, including refills.....		339994-1	6.4	0.1	0.8	1.0	0.0	0.0
Paint and varnish brushes, paint holders, pads, roller frames and rollers.....		339994-13	5.1	0.0	0.8	0.5	0.0	0.0
Paint and varnish brushes.....		339994-3	3.4	0.0	0.0	3.3	0.0	0.0
Paint holders, pads, roller frames and rollers.....		339994-31	3.0	0.0	0.0	3.0	0.0	0.0
Other types of brushes.....		339994-32	3.5	0.0	0.0	3.4	0.0	0.0
Personal brushes.....		339994-5	3.3	1.1	0.6	0.2	0.2	0.0
All other types of brushes, except personal.....		339994-51	1.4	0.0	0.0	0.1	0.0	0.0
Secondary and miscellaneous receipts.....		339994-52	5.8	2.6	1.4	0.3	0.4	0.0
		339994-SM						
Burial casket mfg.....								
Primary products.....	339995		10.4	1.1	0.1	2.2	0.1	3.3
Metal burial caskets and coffins, completely lined and trimmed, adult sizes only. ..		339995-P	10.8	1.2	0.1	2.3	0.0	3.5
Other burial caskets and coffins, including burial boxes and vaults (except concrete and stone).....		339995-1	6.6	0.0	0.2	0.0	0.0	3.3
Secondary products and miscellaneous receipts.....		339995-5	25.2	8.6	0.0	0.0	0.0	11.7
Secondary products.....		339995-SM						
		339995-S1	—	0.0	0.0	—	—	—
All other miscellaneous mfg.....								
Primary products.....	339999		2.9	-0.1	0.2	0.7	0.6	0.0
Mirror and picture frames and framed pictures.....		339999-P	2.6	-0.1	0.2	0.4	0.7	0.0
All other miscellaneous fabricated products, incl. fire extinguishers and umbrellas.....		339999-E	3.6	0.0	0.0	0.6	0.0	0.0
Candles, including tapers.....		339999-L	3.9	-0.1	0.4	-0.3	1.4	-0.1
Secondary products and miscellaneous receipts.....		339999-5	2.9	0.0	0.0	3.1	0.0	0.0
Secondary products.....		339999-SM						
		339999-S	4.7	0.0	0.0	0.3	-0.1	0.3
Services industries								
Merchant wholesalers, durable goods.....	423		15.0	2.2	-0.7	1.3	-0.6	1.0
Motor vehicle and parts merchant wholesalers.....	4231		14.0	10.1	-3.9	6.9	-4.7	2.0
Motor vehicle and parts merchant wholesalers.....	42310		14.0	10.1	-3.9	6.9	-4.7	2.0
Motor vehicle and parts merchant wholesalers.....	423100		14.0	10.1	-3.9	6.9	-4.6	2.0
Primary services.....		423100-P	14.4	10.3	-4.2	7.4	-5.0	2.0
Motor vehicle and parts wholesaler services.....		423100-1	14.4	10.3	-4.2	7.4	-5.0	2.0
Furniture and home furnishing merchant wholesalers.....	4232		23.4	6.1	3.1	2.9	-6.5	6.6
Furniture and home furnishing merchant wholesalers.....	42320		23.4	6.1	3.1	2.9	-6.5	6.6
Furniture and home furnishing merchant wholesalers.....	423200		23.3	6.1	3.1	2.9	-6.5	6.6
Primary services.....		423200-P	23.4	6.7	3.4	2.7	-6.9	7.0
Furniture and home furnishing wholesaler services.....		423200-1	23.4	6.7	3.4	2.7	-6.9	7.0
Lumber and other construction materials merchant wholesalers.....	4233		37.9	6.4	0.5	4.9	-0.1	0.3
Lumber and other construction materials merchant wholesalers.....	42330		37.9	6.4	0.5	4.9	-0.1	0.3
Lumber and other construction materials merchant wholesalers.....	423300		38.0	6.4	0.5	4.9	-0.1	0.3

See footnotes at end of table.

Table 12. Producer price index percentage changes for the net output of selected industries and their products, not seasonally adjusted — Continued
 [December 2021]

Title ¹	Industry code	Product code	Unadjusted 12-month percent change ²	Unadjusted 1-month percent change ²				
				Dec. 2020 to Dec. 2021 ^P	July to Aug.	Aug. to Sept. ^P	Sept. to Oct. ^P	Oct. to Nov. ^P
Lumber and other construction materials merchant wholesalers - Continued								
Primary services.....		423300-P	38.2	6.5	0.4	5.0	-0.4	0.2
Lumber and other construction material wholesaler services.....		423300-1	38.2	6.5	0.4	5.0	-0.4	0.2
Professional and commercial equipment and supplies merchant wholesalers.....	4234		6.9	-0.2	1.5	1.4	2.2	0.1
Professional and commercial equipment and supplies merchant wholesalers.....	42340		6.9	-0.2	1.5	1.4	2.2	0.1
Professional and commercial equipment and supplies merchant wholesalers.....	423400		6.8	-0.1	1.4	1.5	2.2	0.1
Primary services.....		423400-P	7.0	0.0	-0.2	3.2	2.5	-0.5
Professional and commercial equipment and supplies wholesaler services.....		423400-1	7.0	0.0	-0.2	3.2	2.5	-0.5
Other receipts.....		423400-SM	6.1	-0.8	8.7	-5.7	0.8	2.5
Metal and mineral (except petroleum) merchant wholesalers.....	4235		36.1	2.7	-0.7	-5.3	-6.3	0.3
Metal and mineral (except petroleum) merchant wholesalers.....	42350		36.1	2.7	-0.7	-5.3	-6.3	0.3
Metal and mineral (except petroleum) merchant wholesalers.....	423500		36.0	2.7	-0.6	-5.4	-6.3	0.3
Primary services.....		423500-P	35.3	3.1	-0.4	-5.7	-7.0	0.5
Metals and minerals wholesaler services.....		423500-1	35.3	3.1	-0.4	-5.7	-7.0	0.5
Household appliances and electrical and electronic goods merchant wholesalers.....	4236		20.5	3.7	-3.8	-0.8	3.2	1.2
Household appliances and electrical and electronic goods merchant wholesalers.....	42360		20.5	3.7	-3.8	-0.8	3.2	1.2
Household appliances and electrical and electronic goods merchant wholesalers.....	423600		20.4	3.7	-3.8	-0.8	3.2	1.2
Primary services.....		423600-P	22.7	4.1	-4.2	-0.8	3.5	1.3
Household appliances, electrical, and electronics wholesaler services.....		423600-1	22.7	4.1	-4.2	-0.8	3.5	1.3
Hardware, plumbing and heating equipment and supplies merchant wholesalers.....	4237		28.7	0.3	0.8	3.1	2.5	-0.1
Hardware, plumbing and heating equipment and supplies merchant wholesalers.....	42370		28.7	0.3	0.8	3.1	2.5	-0.1
Hardware, plumbing, and heating equipment and supplies merchant wholesalers.....	423700		28.9	0.4	0.8	3.1	2.5	-0.1
Primary services.....		423700-P	26.4	-0.5	0.7	3.4	1.3	-0.3
Hardware, plumbing, and heating equipment and supplies wholesaler services.....		423700-1	26.4	-0.5	0.7	3.4	1.3	-0.3
Machinery, equipment, and supplies merchant wholesalers.....	4238		5.0	-4.4	1.7	0.2	-0.3	2.0
Machinery, equipment, and supplies merchant wholesalers.....	42380		5.0	-4.4	1.7	0.2	-0.3	2.0
Machinery and supply merchant wholesalers.....	423800		5.1	-4.5	1.7	0.2	-0.3	2.1
Primary services.....		423800-P	5.9	-5.4	2.0	0.2	-0.5	2.5
Machinery and supply wholesaler services.....		423800-1	5.9	-5.4	2.0	0.2	-0.5	2.5
Other receipts.....		423800-SM	1.6	0.0	0.7	-0.2	0.5	-0.1
Miscellaneous durable goods merchant wholesalers (except materials recyclers).....	4239		7.2	1.7	0.4	2.2	-2.5	-2.5
Miscellaneous durable goods merchant wholesalers (except materials recyclers).....	42390		7.2	1.7	0.4	2.2	-2.5	-2.5
Miscellaneous durable goods, except recyclable material, merchant wholesalers.....	423900		7.1	1.7	0.4	2.2	-2.5	-2.5
Primary services.....		423900-P	7.0	1.7	0.4	2.3	-2.6	-2.5
Miscellaneous durable goods wholesaler services.....		423900-1	7.0	1.7	0.4	2.3	-2.6	-2.5
Merchant wholesalers, nondurable goods.....	424		8.4	6.2	-2.6	0.1	0.2	0.6
Paper and paper product merchant wholesalers.....	4241		7.6	-1.0	5.5	2.1	-2.6	-0.5
Paper and paper product merchant wholesalers.....	42410		7.6	-1.0	5.5	2.1	-2.6	-0.5
Paper and paper product merchant wholesalers.....	424100		7.6	-1.0	5.5	2.1	-2.6	-0.5
Primary services.....		424100-P	7.1	-1.1	5.5	2.2	-2.7	-0.4
Paper wholesaler services.....		424100-1	7.1	-1.1	5.5	2.2	-2.7	-0.4
Wholesaling of paper and paper products.....		424100-11	8.4	-0.7	4.5	2.4	-2.5	-0.5
Wholesaling of all other goods, except paper and paper products.....		424100-12	-	-3.6	14.7	0.8	-3.6	0.5
Drugs and druggists' sundries merchant wholesalers.....	4242		4.6	9.5	-4.1	0.3	-3.1	2.1
Drugs and druggists' sundries merchant wholesalers.....	42420		4.6	9.5	-4.1	0.3	-3.1	2.1
Drugs and druggists' sundries merchant wholesalers.....	424200		4.6	9.5	-4.1	0.3	-3.1	2.1
Primary products.....		424200-P	4.6	9.5	-4.1	0.3	-3.1	2.1
Wholesaling of pharmaceuticals.....		424200-1	5.7	10.8	-4.8	0.4	-3.6	2.4
Wholesaling of all other goods, except pharmaceuticals.....		424200-2	-	3.1	0.0	-0.1	0.0	0.6
Apparel and piece goods merchant wholesalers.....	4243		-3.4	2.9	2.2	-2.6	5.3	-1.7
Apparel and piece goods merchant wholesalers.....	42430		-3.4	2.9	2.2	-2.6	5.3	-1.7
Apparel and piece goods merchant wholesalers.....	424300		-3.4	2.9	2.2	-2.6	5.3	-1.7
Primary services.....		424300-P	-3.4	2.9	2.2	-2.6	5.3	-1.7
Apparel wholesaler services.....		424300-1	-3.4	2.9	2.2	-2.6	5.3	-1.7
Wholesaling of apparel.....		424300-11	0.5	2.9	4.8	-4.1	7.8	-1.3

See footnotes at end of table.

Table 12. Producer price index percentage changes for the net output of selected industries and their products, not seasonally adjusted — Continued
 [December 2021]

Title ¹	Industry code	Product code	Unadjusted 12-month percent change ²	Unadjusted 1-month percent change ²				
				Dec. 2020 to Dec. 2021 ^P	July to Aug.	Aug. to Sept. ^P	Sept. to Oct. ^P	Oct. to Nov. ^P
Apparel and piece goods merchant wholesalers - Continued								
Other receipts.....		424300-SM	-	-	-	-	-	-
Grocery and related product merchant wholesalers.....	4244		5.7	2.2	1.6	4.9	-3.6	0.9
Grocery and related product merchant wholesalers.....	42440		5.7	2.2	1.6	4.9	-3.6	0.9
Grocery and related product merchant wholesalers.....	424400		5.7	2.2	1.6	4.9	-3.6	0.9
Primary services.....		424400-P	5.6	2.3	1.6	5.0	-3.7	0.9
Grocery and related product wholesaler services.....		424400-1	5.6	2.3	1.6	5.0	-3.7	0.9
Wholesaling of fresh meat, seafood, dairy, and fruits and vegetables.....		424400-11	-0.2	-1.4	3.2	2.2	-3.5	2.4
Wholesaling of packaged frozen and canned foods.....		424400-12	7.2	4.6	0.7	5.5	-0.1	0.0
Wholesaling of baked goods, non-alcoholic beverages, and all other groceries.....		424400-13	7.5	4.6	0.8	6.1	-6.4	0.2
Wholesaling of all other goods, except groceries.....		424400-14	-	0.6	1.1	10.3	0.5	0.2
Chemicals and allied products merchant wholesalers.....	4246		25.0	0.3	1.6	1.6	6.8	0.0
Chemicals and allied products merchant wholesalers.....	42460		25.0	0.3	1.6	1.6	6.8	0.0
Chemicals and allied products merchant wholesalers.....	424600		25.0	0.3	1.6	1.6	6.8	0.0
Primary products.....		424600-P	25.3	0.2	1.6	1.7	7.0	-0.1
Wholesaling of chemicals, plastics, and allied products.....		424600-1	26.4	0.1	1.8	1.7	7.3	-0.2
Wholesaling of all other goods, except chemicals, plastics, and allied products.....		424600-2	-	1.5	-2.8	1.2	1.8	1.2
Petroleum and petroleum products merchant wholesalers.....	4247		20.3	22.1	-16.4	-6.1	3.5	0.2
Petroleum and petroleum products merchant wholesalers.....	42470		20.3	22.1	-16.4	-6.1	3.5	0.2
Petroleum and petroleum products merchant wholesalers.....	424700		20.3	22.1	-16.4	-6.1	3.5	0.2
Primary products.....		424700-P	20.6	23.2	-17.0	-6.5	3.5	0.2
Wholesaling of petroleum products.....		424700-1	20.7	23.9	-17.5	-6.7	3.7	0.0
Wholesaling of all other goods, except petroleum products.....		424700-2	-	-3.5	6.6	0.3	-1.1	5.3
Other receipts.....		424700-SM	-	0.0	0.0	1.8	3.1	1.1
Beer, wine, and distilled alcoholic beverage merchant wholesalers.....	4248		6.1	0.5	1.2	-0.2	1.6	0.9
Beer, wine, and distilled alcoholic beverage merchant wholesalers.....	42480		6.1	0.5	1.2	-0.2	1.6	0.9
Beer, wine, and distilled alcoholic beverage merchant wholesalers.....	424800		6.1	0.5	1.2	-0.2	1.6	0.9
Primary services.....		424800-P	6.1	0.5	1.2	-0.2	1.6	0.9
Alcoholic beverage wholesaler services.....		424800-1	6.1	0.5	1.2	-0.2	1.6	0.9
Wholesaling of beer, wine, and distilled alcoholic beverages.....		424800-11	6.5	0.5	1.2	-0.1	1.7	0.9
Wholesaling of all other goods, except alcoholic beverages.....		424800-12	-	1.3	3.5	-1.4	-2.8	0.1
Miscellaneous nondurable goods merchant wholesalers.....	4249		5.2	2.0	0.8	-1.1	1.3	0.9
Miscellaneous nondurable goods merchant wholesalers.....	42490		5.2	2.0	0.8	-1.1	1.3	0.9
Miscellaneous nondurable goods merchant wholesalers.....	424900		5.2	2.0	0.8	-1.1	1.3	0.9
Primary services.....		424900-P	5.6	2.0	0.8	-1.3	1.6	0.9
Miscellaneous nondurable good wholesaler services.....		424900-1	5.6	2.0	0.8	-1.3	1.6	0.9
Material recyclers.....	429930		31.8	0.2	-3.4	0.8	4.6	-4.2
Primary products.....		429930-P	32.7	0.1	-3.4	0.8	4.8	-4.3
Ferrous metal scrap.....		429930-1	37.1	-1.7	-4.5	-0.4	9.8	-2.7
Carbon steel scrap.....		429930-11	36.4	-2.1	-4.9	-0.5	10.4	-3.1
Heavy melting scrap.....		429930-111	40.3	0.8	-4.5	-1.7	11.8	-1.4
Carbon steel scrap bundles.....		429930-112	53.3	-0.2	-8.3	-1.1	3.4	0.0
Shredded carbon steel scrap.....		429930-113	30.9	-3.1	-4.2	-0.3	12.5	-5.5
Cut plate and structural scrap.....		429930-114	37.5	-4.5	-4.7	-0.1	9.8	-0.6
Other carbon steel scrap.....		429930-115	33.3	-4.0	-5.2	1.8	5.6	-3.3
Stainless and alloy steel scrap.....		429930-12	44.1	6.2	0.6	-0.1	2.7	1.6
Cast iron scrap.....		429930-13	43.1	-3.6	-2.8	-0.2	6.0	0.5
Other ferrous scrap.....		429930-14	36.5	-3.0	-4.8	1.7	13.4	-3.3
Nonferrous metal scrap.....		429930-2	12.6	-1.1	-7.3	0.8	-0.1	-5.3
Copper base scrap.....		429930-21	24.2	-0.3	-0.4	2.9	0.2	-0.6
No 1 copper wire, heavy.....		429930-211	24.8	0.2	-1.2	3.2	0.0	-0.8
No 2 copper wire, mixed.....		429930-212	25.9	-0.5	-1.3	3.7	-0.1	-0.2
Yellow brass scrap.....		429930-213	-	-1.9	2.4	4.3	1.1	-1.1
Aluminum base scrap.....		429930-22	-	5.1	-1.9	1.2	0.1	-
Used beverage can scrap.....		429930-223	43.2	8.7	9.0	6.2	-4.4	-0.8
Other old aluminum base scrap.....		429930-224	30.8	0.4	3.3	3.0	6.0	-4.1
Other nonferrous scrap (including lead, zinc and precious metals).....		429930-23	-17.8	-5.9	-16.1	-1.1	-0.4	-13.1
Recyclable paper.....		429930-3	82.1	13.5	4.8	6.9	-1.7	-7.3
News and other low grade recyclable paper.....		429930-31	105.3	14.6	6.4	-0.6	0.0	4.3
Corrugated recyclable paper.....		429930-33	73.7	11.9	4.8	9.8	-2.5	-9.2

See footnotes at end of table.

Table 12. Producer price index percentage changes for the net output of selected industries and their products, not seasonally adjusted — Continued
 [December 2021]

Title ¹	Industry code	Product code	Unadjusted 12-month percent change ²	Unadjusted 1-month percent change ²				
				Dec. 2020 to Dec. 2021 ^P	July to Aug.	Aug. to Sept. ^P	Sept. to Oct. ^P	Oct. to Nov. ^P
Material recyclers - Continued								
High grade recyclable paper (including pulp substitutes and deinking).....		429930-34	106.4	18.1	4.3	0.1	0.5	-4.4
Recyclable materials, excluding metals and paper.....		429930-4	46.6	1.6	12.0	-0.7	3.7	-6.1
Recyclable plastics.....		429930-42	38.8	1.8	6.9	0.0	1.4	0.0
Other receipts.....		429930-SM1						
Motor vehicle and parts dealers.....	441		25.5	0.9	2.5	2.3	1.3	-0.5
Automobile dealers.....	4411		31.0	0.7	2.9	2.2	1.8	-0.9
New car dealers.....	44111		30.9	0.7	2.9	2.2	1.8	-0.9
New car dealers.....	441110		30.9	0.7	2.9	2.2	1.8	-0.9
Primary services.....		441110-P	34.2	1.2	3.6	2.4	2.5	-1.1
Vehicle sales.....		441110-1	116.1	2.8	8.6	5.2	5.3	-2.5
New vehicle sales.....		441110-101	153.5	9.6	11.2	4.4	7.7	-4.3
Used vehicle sales.....		441110-102	81.1	-4.6	5.4	6.1	2.1	0.0
Service labor and parts.....		441110-2	2.3	0.2	0.1	0.3	0.3	0.0
Other receipts.....		441110-SM	22.1	-0.7	0.9	1.7	-0.3	0.0
Recreational vehicle dealers.....	44121		39.6	8.3	-4.8	12.6	-3.5	-0.1
Recreational vehicle dealers.....	441210		39.6	8.3	-4.8	12.6	-3.5	-0.1
Primary services.....		441210-P	43.3	9.1	-6.4	14.0	-4.3	-0.1
Recreational vehicle dealer services.....		441210-1	43.3	9.1	-6.4	14.0	-4.3	-0.1
Boat dealers.....	441222		3.4	1.9	1.7	1.2	-1.6	-0.3
Primary services.....		441222-P	3.5	1.9	1.7	1.2	-1.6	-0.3
Boat dealer services.....		441222-1	3.5	1.9	1.7	1.2	-1.6	-0.3
Automotive parts, accessories and tire stores.....	4413		8.4	0.5	2.3	1.3	0.7	1.3
Automotive parts and accessories stores.....	44131		8.5	0.0	2.1	1.1	0.3	1.9
Automotive parts and accessories stores.....	441310		8.5	0.0	2.1	1.1	0.3	1.9
Primary services.....		441310-P	8.5	0.0	2.1	1.1	0.3	1.9
Automotive parts and accessories store services.....		441310-1	8.5	0.0	2.1	1.1	0.3	1.9
Tire dealers.....	44132		8.1	1.4	2.6	1.7	1.3	0.1
Tire dealers.....	441320		8.1	1.4	2.6	1.7	1.3	0.1
Primary services.....		441320-P	8.1	1.4	2.6	1.7	1.3	0.1
Tire dealer services.....		441320-1	8.1	1.4	2.6	1.7	1.3	0.1
Furniture and home furnishings stores.....	442		15.8	0.6	1.0	1.3	1.7	0.7
Furniture stores.....	4421		15.2	1.3	1.3	1.1	0.9	1.3
Furniture stores.....	44211		15.2	1.3	1.3	1.1	0.9	1.3
Furniture stores.....	442110		15.2	1.3	1.3	1.1	0.9	1.3
Primary services.....		442110-P	15.9	1.4	1.4	1.1	0.9	1.2
Furniture store services.....		442110-1	15.9	1.4	1.4	1.1	0.9	1.2
Other receipts.....		442110-SM1	5.7	0.7	0.0	0.0	0.1	3.1
Floor covering stores.....	44221		16.5	-0.2	0.6	1.5	2.6	0.1
Floor covering stores.....	442210		16.5	-0.2	0.6	1.5	2.6	0.1
Primary services.....		442210-P	16.5	-0.2	0.6	1.5	2.6	0.1
Floor covering store services.....		442210-1	16.5	-0.2	0.6	1.5	2.6	0.1
Electronics and appliance stores.....	443		-4.2	-0.2	-7.1	-7.9	-8.8	0.1
Electronics and appliance stores.....	4431		-3.7	-0.2	-7.1	-7.9	-8.8	0.1
Electronics and appliance stores.....	44310		-3.6	-0.2	-7.1	-7.9	-8.8	0.1
Electronics and appliance stores.....	443100		-3.6	-0.2	-7.1	-7.9	-8.8	0.1
Primary products.....		443100-P	-3.2	-0.2	-7.1	-7.9	-8.8	0.1
Retailing of entertainment and communication products.....		443100-1	-6.5	-0.4	-15.6	-18.8	-13.7	0.9
Retailing of computers, hardware, software, and supplies.....		443100-2	-3.1	-0.7	0.0	0.5	-2.7	0.9
Retailing of major household appliances.....		443100-3	-6.4	0.2	-5.6	-5.5	4.3	-1.0
Retailing of all other goods.....		443100-4	8.8	0.6	-1.4	-3.3	-24.3	-1.3
Building material and garden equipment and supply dealers.....	444		10.5	-7.0	-3.1	-0.2	-4.5	0.8
Building material and supplies dealers.....	4441		10.1	-7.7	-3.5	-0.3	-5.2	1.0
Building material and supplies dealers.....	44410		10.1	-7.7	-3.5	-0.3	-5.2	1.0
Building materials and supplies dealers.....	444100		10.1	-7.7	-3.5	-0.3	-5.2	1.0
Primary services.....		444100-P	9.0	-7.7	-3.5	-0.3	-5.2	1.0

See footnotes at end of table.

Table 12. Producer price index percentage changes for the net output of selected industries and their products, not seasonally adjusted — Continued
 [December 2021]

Title ¹	Industry code	Product code	Unadjusted 12-month percent change ²	Unadjusted 1-month percent change ²				
				Dec. 2020 to Dec. 2021 ^P	July to Aug.	Aug. to Sept. ^P	Sept. to Oct. ^P	Oct. to Nov. ^P
Building materials and supplies dealers - Continued								
Building materials and supplies dealer services.....		444100-1	9.0	-7.7	-3.5	-0.3	-5.2	1.0
Retailing of building materials, paint, and hardware.....		444100-11	7.8	-9.5	-3.9	-0.8	-6.9	0.9
Retailing of all other goods.....		444100-12	13.2	1.1	-1.8	2.2	1.6	1.3
Lawn and garden equip and supplies stores.....	4442		14.1	1.2	1.5	0.7	2.4	-0.3
Nursery, garden and farm supply stores.....	44422		14.1	1.2	1.5	0.7	2.4	-0.3
Nursery, garden, and farm supply stores.....	444220		14.1	1.2	1.5	0.7	2.4	-0.3
Primary services.....		444220-P	14.2	1.2	1.5	0.7	2.4	-0.3
Nursery, garden center, and farm supply store services.....		444220-1	14.2	1.2	1.5	0.7	2.4	-0.3
Food and beverage stores.....	445		7.4	2.7	0.6	1.5	-0.1	1.4
Grocery stores.....	4451		7.5	2.9	0.7	1.4	0.0	1.6
Grocery (except convenience) stores.....	44511		7.5	2.9	0.7	1.4	0.0	1.6
Supermarkets and other grocery stores.....	445110		7.5	2.9	0.7	1.4	0.0	1.6
Primary services.....		445110-P	7.5	2.9	0.6	1.4	0.0	1.6
Supermarket and other grocery store services.....		445110-3	7.5	2.9	0.7	1.4	0.0	1.6
Retailing of food and beverage products.....		445110-32	7.6	2.5	1.6	1.5	0.0	1.8
Retailing of fresh meats.....		445110-321	12.1	7.1	2.7	3.2	1.1	5.1
Retailing of fresh fruits and vegetables.....		445110-322	3.9	3.9	0.1	0.0	-0.9	0.7
Retailing of bakery products.....		445110-323	1.2	-2.3	2.5	2.8	1.6	-0.7
Retailing of dairy products.....		445110-324	3.3	-1.9	6.8	1.5	-4.0	-3.0
Retailing of deli products.....		445110-325	9.5	0.6	0.4	0.8	1.9	3.2
Retailing of frozen food products.....		445110-326	13.6	0.1	-2.4	4.0	2.0	2.9
Retailing of alcoholic beverages.....		445110-327	8.3	6.2	6.2	2.6	1.7	-2.4
Retailing of all other food and beverage products.....		445110-328	6.8	1.8	0.4	0.1	-0.9	1.9
Retailing of nonfood products.....		445110-33	7.1	4.7	-3.3	0.8	-0.2	0.9
Retailing of cleaning and paper products.....		445110-331	13.0	6.1	4.5	0.9	0.2	2.5
Retailing of health and beauty products.....		445110-332	7.6	0.6	0.3	0.8	-0.1	1.9
Retailing of all other nonfood products.....		445110-333	4.6	6.8	-8.0	0.8	-0.4	-0.4
Specialty food stores.....	4452		10.6	2.1	-1.2	3.3	-1.1	-0.3
Specialty food stores.....	445200		10.6	2.1	-1.2	3.3	-1.1	-0.3
Primary services.....		445200-P	10.7	2.1	-1.2	3.4	-1.1	-0.4
Specialty food store services.....		445200-1	10.7	2.1	-1.2	3.4	-1.1	-0.4
Beer, wine, and liquor stores.....	4453		2.9	-1.0	1.5	0.7	-0.8	-0.1
Beer, wine, and liquor stores.....	44531		2.9	-1.0	1.5	0.7	-0.8	-0.1
Beer, wine, and liquor stores.....	445310		2.9	-1.0	1.5	0.7	-0.8	-0.1
Primary services.....		445310-P	2.9	-1.0	1.5	0.7	-0.8	-0.1
Beer, wine, and liquor store services.....		445310-1	2.9	-1.0	1.5	0.7	-0.8	-0.1
Retailing of beer, wine, and liquor.....		445310-11	2.6	-1.3	1.9	1.0	-1.0	-0.1
Retailing of all other goods and sales of prepared foods.....		445310-12	4.5	0.2	0.0	-0.7	0.6	0.0
Health and personal care stores.....	446		-0.2	-1.5	0.4	0.2	-0.2	0.0
Health and personal care stores.....	4461		-0.2	-1.5	0.4	0.2	-0.2	0.0
Pharmacies and drug stores.....	44611		-4.0	-1.2	0.5	-0.2	0.1	-0.3
Pharmacies and drug stores.....	446110		-4.0	-1.2	0.5	-0.2	0.1	-0.3
Primary services.....		446110-P	-4.1	-1.2	0.5	-0.2	0.1	-0.3
Retailing of prescription drugs.....		446110-1	-6.0	-1.4	0.8	-0.5	0.2	-0.5
Retailing of over-the-counter drugs and all other goods.....		446110-4	0.5	-0.8	-0.1	0.3	-0.1	0.4
Retailing of over-the-counter drugs.....		446110-41	-2.8	0.0	-0.1	-2.5	3.2	-0.2
Retailing of all other goods.....		446110-42	1.4	-1.0	-0.1	1.1	-0.9	0.5
Optical goods stores.....	44613		31.9	-1.0	-1.0	0.0	0.0	0.0
Optical goods stores.....	446130		31.9	-1.0	-1.0	0.0	0.0	0.0
Primary services.....		446130-P	32.0	0.7	-2.5	0.0	0.0	0.0
Optical goods store services.....		446130-1	32.0	0.7	-2.5	0.0	0.0	0.0
Food (health) supplement stores.....	446191		4.7	-4.2	1.2	4.0	-3.4	2.1
Primary services.....		446191-P	4.7	-4.3	1.2	4.0	-3.4	2.1
Food (health) supplement store services.....		446191-1	4.7	-4.3	1.2	4.0	-3.4	2.1
Gasoline stations.....	447		26.9	3.5	4.9	-5.6	8.3	6.4
Gasoline stations.....	4471		26.9	3.5	4.9	-5.6	8.3	6.4

See footnotes at end of table.

Table 12. Producer price index percentage changes for the net output of selected industries and their products, not seasonally adjusted — Continued
 [December 2021]

Title ¹	Industry code	Product code	Unadjusted 12-month percent change ²	Unadjusted 1-month percent change ²				
				Dec. 2020 to Dec. 2021 ^P	July to Aug.	Aug. to Sept. ^P	Sept. to Oct. ^P	Oct. to Nov. ^P
Gasoline stations.....	44710		26.9	3.5	4.9	-5.6	8.3	6.4
Gasoline stations.....	447100		26.9	3.5	4.9	-5.6	8.3	6.4
Primary products.....		447100-P	27.6	3.6	5.1	-5.8	8.7	6.6
Gasoline station services.....		447100-1	27.6	3.6	5.1	-5.8	8.7	6.6
Retailing of automotive fuels and lubricants.....		447100-11	36.9	5.5	7.6	-8.3	12.1	13.3
Retailing of all other goods, sales of prepared foods, and repair services.....		447100-12	9.2	0.4	0.6	-1.0	2.3	-6.8
Clothing and clothing accessories stores.....	448		16.4	3.6	9.7	3.0	2.7	-3.1
Clothing stores.....	4481		17.4	3.1	12.0	3.6	4.4	-4.3
Clothing stores.....	44810		17.4	3.1	12.0	3.6	4.4	-4.3
Clothing stores.....	448100		17.4	3.1	12.0	3.6	4.4	-4.3
Primary services.....		448100-P	17.4	3.1	12.0	3.6	4.4	-4.3
Retailing of apparel.....		448100-1	19.2	3.5	11.1	3.0	5.2	-5.2
Retailing of men's apparel.....		448100-11	17.0	5.4	1.0	3.6	2.6	-4.5
Retailing of women's apparel.....		448100-12	21.1	2.1	15.7	3.1	5.6	-5.8
Retailing of children's apparel.....		448100-13	14.0	6.2	10.5	1.1	8.7	-3.8
Retailing of all other goods.....		448100-2	10.8	1.6	16.1	6.3	1.1	-0.7
Shoe stores.....	4482		25.7	9.8	6.2	2.7	-3.1	0.7
Shoe stores.....	44821		25.7	9.8	6.2	2.7	-3.1	0.7
Shoe stores.....	448210		25.7	9.8	6.2	2.7	-3.1	0.7
Primary services.....		448210-P	25.7	9.8	6.2	2.7	-3.1	0.7
Shoe store services.....		448210-1	25.7	9.8	6.2	2.7	-3.1	0.7
Jewelry, luggage and leather goods stores.....	4483		4.3	0.2	2.0	0.0	-0.5	0.1
Jewelry stores.....	44831		4.3	0.2	2.0	0.0	-0.5	0.1
Jewelry stores.....	448310		4.2	0.2	2.0	0.0	-0.5	0.1
Primary services.....		448310-P	4.2	0.2	2.0	0.0	-0.5	0.1
Jewelry store services.....		448310-1	4.2	0.2	2.0	0.0	-0.5	0.1
Sporting goods, hobby, and book stores.....	451		10.8	0.5	-3.8	4.7	0.4	0.3
Sporting goods and hobby stores.....	4511		13.2	0.6	-4.8	5.8	0.4	0.4
Sporting goods stores.....	45111		18.1	0.9	-6.2	7.7	0.5	0.5
Sporting goods stores.....	451110		18.1	0.9	-6.2	7.7	0.5	0.5
Primary services.....		451110-P	18.1	0.9	-6.2	7.7	0.5	0.5
Sporting goods store services.....		451110-1	18.1	0.9	-6.2	7.7	0.5	0.5
Retailing of sporting goods.....		451110-11	5.4	0.2	-2.4	1.5	-0.1	0.9
Retailing of all other goods.....		451110-12	-	1.9	-12.1	-	-	-
Hobby, toy and game stores.....	45112		0.0	0.0	-0.4	0.0	0.0	0.0
Hobby, toy, and game stores.....	451120		-0.1	0.0	-0.4	0.0	0.0	0.0
Primary services.....		451120-P	0.0	0.0	-0.4	0.0	0.0	0.0
Hobby, toy, and game store services.....		451120-1	0.0	0.0	-0.4	0.0	0.0	0.0
Retailing of hobby and craft goods, toys, and games (including video games)...		451120-11	1.0	0.1	0.2	0.1	0.0	0.0
Retailing of all other goods.....		451120-12	-1.2	-0.3	-1.2	0.0	0.0	0.0
Book, periodical and music stores.....	4512		0.9	0.0	1.1	-0.2	0.4	0.0
Book stores and news dealers.....	45121		0.8	0.0	1.1	-0.2	0.4	0.0
Book stores.....	451211		0.8	0.0	1.1	-0.2	0.4	0.0
Primary services.....		451211-P	0.8	0.0	1.1	-0.2	0.4	0.0
Book store services.....		451211-1	0.8	0.0	1.1	-0.2	0.4	0.0
Retailing of books.....		451211-101	1.6	0.0	1.8	0.1	0.6	0.0
Retailing of all other goods.....		451211-102	-0.7	-0.1	-0.4	-0.7	0.0	0.0
General merchandise stores.....	452		12.6	0.4	1.1	0.9	0.7	0.4
Department stores.....	4522		14.5	-5.3	1.1	3.5	-1.8	-0.6
Department stores.....	45221		14.5	-5.3	1.1	3.5	-1.8	-0.6
Department stores.....	452210		14.5	-5.3	1.1	3.5	-1.8	-0.6
Primary services.....		452210-P	14.5	-5.3	1.1	3.5	-1.8	-0.6
Department store services.....		452210-1	14.5	-5.3	1.1	3.5	-1.8	-0.6
Other general merchandise stores.....	4523		11.6	3.5	1.1	-0.3	2.0	0.9
Other general merchandise stores.....	45231		11.6	3.5	1.1	-0.3	2.0	0.9
Other general merchandise stores.....	452310		11.6	3.5	1.1	-0.3	2.0	0.9

See footnotes at end of table.

Table 12. Producer price index percentage changes for the net output of selected industries and their products, not seasonally adjusted — Continued
 [December 2021]

Title ¹	Industry code	Product code	Unadjusted 12-month percent change ²	Unadjusted 1-month percent change ²				
				Dec. 2020 to Dec. 2021 ^P	July to Aug.	Aug. to Sept. ^P	Sept. to Oct. ^P	Oct. to Nov. ^P
Other general merchandise stores - Continued								
Primary services.....		452310-P	12.2	3.7	1.2	-0.3	2.1	1.0
Other general merchandise store services.....		452310-1	12.2	3.7	1.2	-0.3	2.1	1.0
Warehouse clubs and supercenters.....		452310-11	15.2	4.6	1.6	-0.4	2.6	1.1
All other general merchandise stores.....		452310-12	1.8	0.3	-0.3	0.1	0.0	0.3
Office supplies, stationery and gift stores.....	4532		5.8	0.0	4.1	1.6	-0.1	-1.1
Office supplies, stationery and gift stores.....	45320		5.8	0.0	4.1	1.6	-0.1	-1.1
Office supplies, stationery, and gift stores.....	453200		5.8	0.0	4.1	1.6	-0.1	-1.1
Primary services.....		453200-P	5.8	0.0	4.1	1.6	-0.1	-1.1
Office supplies, stationery, and gift store services.....		453200-1	5.8	0.0	4.1	1.6	-0.1	-1.1
Nonstore retailers.....	454		7.1	2.3	-2.5	0.5	-1.6	0.1
Electronic and mail-order shopping.....	454110		7.1	2.1	-0.8	-0.1	-1.8	-3.0
Primary services.....		454110-P	7.3	2.2	-0.8	-0.1	-1.9	-3.1
Electronic and mail-order shopping services.....		454110-1	7.3	2.2	-0.8	-0.1	-1.9	-3.1
Electronic and mail-order drugs, health aids, and cosmetics.....		454110-11	-0.5	0.7	-1.2	-0.2	0.0	-4.9
Electronic and mail-order apparel and footwear.....		454110-12	24.2	1.6	8.7	4.3	-3.4	-6.2
Electronic and mail-order electronic goods, including appliances.....		454110-13	20.1	3.0	6.2	-3.0	-0.4	0.9
Electronic and mail-order home furnishings, hardware, and related goods.....		454110-14	-15.8	4.8	-7.8	0.6	-8.1	-9.4
Electronic and mail-order services for all other goods.....		454110-15	19.0	3.4	-4.5	0.5	-3.1	0.7
Fuel dealers.....	45431		7.2	2.7	-8.0	2.3	-1.3	9.9
Fuel dealers.....	454310		7.2	2.7	-8.0	2.3	-1.3	9.9
Primary services.....		454310-P	7.2	2.8	-8.0	2.3	-1.3	9.9
Fuel dealer services.....		454310-1	7.2	2.8	-8.0	2.3	-1.3	9.9
Air transportation.....	481		19.8	-0.9	-9.9	3.5	4.1	3.7
Scheduled air transportation.....	4811		21.9	-1.1	-11.0	3.9	4.5	4.0
Scheduled air transportation.....	48111		21.9	-1.1	-11.0	3.9	4.5	4.0
Scheduled passenger air transportation.....	481111		22.6	-1.2	-11.7	3.9	4.7	4.2
Primary services.....		481111-P	22.6	-1.2	-11.7	3.9	4.7	4.2
Domestic.....		481111-1	22.2	-3.7	-10.7	4.6	5.3	2.2
Domestic first class, including business.....		481111-101	51.6	-4.6	-5.2	13.1	10.1	1.0
Domestic coach.....		481111-102	19.5	-3.6	-11.2	3.7	4.7	2.3
International.....		481111-2	24.1	8.0	-15.2	1.3	2.5	11.9
International first class, including business.....		481111-201	26.9	8.4	-18.3	5.4	12.2	2.6
International coach.....		481111-202	23.8	7.9	-14.8	0.9	1.4	13.0
Scheduled freight air transportation.....	481112		10.7	2.2	2.0	4.0	1.7	-0.8
Primary services.....		481112-P	4.3	1.0	2.1	5.6	-0.3	-1.5
Scheduled freight air transportation services.....		481112-1	4.5	1.1	2.2	5.8	-0.3	-1.5
Domestic scheduled freight air transportation services.....		481112-101	-0.6	-0.6	-0.3	-0.8	0.1	0.2
International scheduled freight air transportation services.....		481112-102	8.3	2.5	4.2	10.8	-0.5	-2.7
Scheduled mail air transportation services.....		481112-2	-0.1	0.0	0.0	0.0	0.0	0.0
Nonscheduled air transportation.....	4812		4.3	0.1	0.3	0.5	1.1	1.7
Nonscheduled air transportation.....	48121		4.3	0.1	0.3	0.5	1.1	1.7
Nonscheduled air passenger chartering.....	481211		2.5	0.1	0.2	0.7	0.0	0.0
Primary services.....		481211-P	2.7	0.2	0.2	0.8	0.0	0.0
Domestic nonscheduled air passenger services.....		481211-1	3.6	0.2	0.3	1.0	0.0	0.0
International nonscheduled air passenger services.....		481211-2	-1.0	0.0	0.0	0.0	-0.1	0.0
Nonscheduled air freight chartering.....	481212		8.6	0.1	0.4	-0.1	3.7	5.5
Primary services.....		481212-P	7.9	0.4	1.1	-0.4	3.6	5.7
Domestic nonscheduled air freight services.....		481212-1	1.7	2.3	1.8	-1.2	4.8	11.4
International nonscheduled air freight services.....		481212-2	9.3	0.0	0.9	-0.2	3.4	4.6
Other receipts.....		481212-SM	20.3	-3.4	-9.7	4.2	4.8	2.0
Rail transportation.....	482		7.9	0.5	0.5	0.7	0.7	0.4
Rail transportation.....	4821		7.9	0.5	0.5	0.7	0.7	0.4
Rail transportation.....	48211		7.9	0.5	0.5	0.7	0.7	0.4
Line-haul railroads.....	482111		7.9	0.5	0.5	0.7	0.7	0.4
Primary services.....		482111-P	7.9	0.5	0.5	0.7	0.7	0.4
Freight rail transportation.....		482111-4	8.1	0.5	0.5	0.8	0.7	0.4
Carload freight rail transportation.....		482111-411	5.8	0.4	0.2	0.6	0.0	0.6

See footnotes at end of table.

Table 12. Producer price index percentage changes for the net output of selected industries and their products, not seasonally adjusted — Continued
 [December 2021]

Title ¹	Industry code	Product code	Unadjusted 12-month percent change ²	Unadjusted 1-month percent change ²				
				Dec. 2020 to Dec. 2021 ^P	July to Aug.	Aug. to Sept. ^P	Sept. to Oct. ^P	Oct. to Nov. ^P
Line-haul railroads - Continued								
Intermodal freight rail transportation.....		482111-412	17.6	0.7	1.4	1.2	3.2	-0.3
Passenger rail transportation.....		482111-5	2.5	0.0	0.8	0.0	0.0	0.0
Coach service class.....		482111-506	3.3	0.0	-0.1	0.0	0.0	0.0
All other service classes.....		482111-507	1.2	-0.1	2.1	0.0	0.0	0.0
Water transportation.....	483		19.1	-0.6	1.8	2.7	-0.9	3.6
Deep sea freight transportation.....	483111		28.7	-1.6	2.1	3.2	-2.3	5.9
Primary services.....		483111-P	28.7	-1.6	2.1	3.2	-2.3	5.9
Deep sea freight transportation services.....		483111-5	28.7	-1.6	2.1	3.2	-2.3	5.9
Coastal and Great Lakes freight transport.....	483113		13.4	1.1	1.8	2.2	1.1	1.0
Primary services.....		483113-P	13.1	1.1	1.9	2.4	1.1	0.8
Coastal and intercoastal freight transportation.....		483113-1	15.2	1.7	3.0	3.5	1.2	0.8
Great Lakes - St. Lawrence Seaway freight transportation.....		483113-2	9.3	-0.2	-0.2	1.2	1.2	-1.6
Coastal and intercoastal towing transportation.....		483113-3	9.4	0.4	0.2	0.0	0.8	2.1
Inland water transportation.....	4832		0.2	0.2	0.3	1.4	0.4	0.5
Inland water transportation.....	48321		0.2	0.2	0.3	1.4	0.4	0.5
Inland water freight transportation.....	483211		0.2	0.2	0.3	1.4	0.4	0.5
Primary services.....		483211-P	0.8	0.2	-0.3	1.5	0.4	0.5
Inland water freight transportation services.....		483211-3	0.8	0.2	-0.3	1.5	0.4	0.5
Truck transportation.....	484		17.8	1.3	1.5	1.9	3.3	0.3
General freight trucking.....	4841		20.5	1.6	2.0	2.2	4.3	0.2
General freight trucking, local.....	48411		11.5	0.0	0.4	2.9	1.2	-0.1
General freight trucking, local.....	484110		11.5	0.0	0.4	2.9	1.2	-0.1
Primary services.....		484110-P	10.6	-0.2	0.4	3.8	0.8	-0.2
General freight trucking services, local.....		484110-1	10.6	-0.2	0.4	3.8	0.8	-0.2
General freight trucking, local, truckload.....		484110-15	11.9	-0.3	0.4	5.2	0.2	0.0
General freight trucking, local, less than truckload.....		484110-16	6.8	0.1	0.4	0.0	2.4	-0.6
Other receipts.....		484110-SM	-	0.6	0.4	0.1	2.6	-
General freight trucking, long-distance.....	48412		22.6	2.0	2.3	2.1	5.0	0.3
General freight trucking, long-distance TL.....	484121		25.3	3.0	3.0	2.5	5.9	0.5
Primary services.....		484121-P	26.3	1.3	2.3	3.8	4.4	0.5
General freight trucking, long-distance, truckload.....		484121-2	26.3	1.3	2.3	3.8	4.4	0.5
General freight trucking, long-distance LTL.....	484122		16.2	-0.3	0.7	1.1	3.0	-0.3
Primary services.....		484122-P	16.2	-0.3	0.7	1.1	3.0	-0.3
General freight trucking, long-distance less than truckload.....		484122-1	16.2	-0.3	0.7	1.1	3.0	-0.3
Specialized freight trucking.....	4842		10.9	0.5	0.2	1.0	0.5	0.6
Used household and office goods moving.....	48421		13.2	0.6	-1.2	-0.6	0.1	1.5
Used household and office goods moving.....	484210		13.3	0.6	-1.2	-0.6	0.1	1.5
Primary services.....		484210-P	13.3	0.6	-1.2	-0.6	0.1	1.5
Used household and office goods moving, except local.....		484210-2	14.3	0.8	-1.7	1.1	-0.1	1.0
Residential moving services, except local.....		484210-21	15.6	0.9	-2.2	1.5	-0.4	0.9
Commercial and other goods moving services, except local.....		484210-22	10.3	0.6	0.0	-0.3	0.6	1.5
Used household and office goods moving, local.....		484210-4	11.1	0.0	0.0	-4.2	0.5	2.4
Residential moving services, local.....		484210-41	12.6	0.0	0.0	-5.9	0.7	2.7
Commercial and other goods moving services, local.....		484210-42	6.5	0.0	0.0	1.8	0.0	1.6
Specialized freight (except used) trucking, local.....	48422		4.9	0.2	0.4	0.6	0.4	0.3
Specialized freight (except used goods) trucking, local.....	484220		4.9	0.2	0.4	0.6	0.4	0.3
Primary services.....		484220-P	4.6	0.1	0.4	0.6	0.3	0.1
Specialized freight (except used goods) trucking, local.....		484220-6	4.6	0.1	0.4	0.6	0.3	0.1
Local hazardous materials trucking (except waste).....		484220-601	7.5	0.0	0.0	1.2	0.0	0.0
Local agricultural products trucking without storage.....		484220-602	9.9	0.7	0.0	2.8	0.0	0.2
Dump trucking.....		484220-603	1.1	0.0	0.0	0.0	0.0	0.0
Local specialized trucking without storage.....		484220-604	6.1	0.2	1.6	0.0	1.3	0.3
Specialized freight (except used) trucking, long-distance.....	48423		16.1	0.7	0.7	2.1	0.8	0.5
Specialized freight (except used goods) trucking, long-distance.....	484230		16.1	0.7	0.7	2.1	0.8	0.5
Primary services.....		484230-P	16.0	0.8	0.8	2.2	0.9	0.4
Specialized freight (except used goods) trucking, long-distance.....		484230-6	16.0	0.8	0.8	2.2	0.9	0.4
Agricultural products trucking, long-distance.....		484230-602	9.0	0.6	0.9	1.6	1.9	-0.1

See footnotes at end of table.

Table 12. Producer price index percentage changes for the net output of selected industries and their products, not seasonally adjusted — Continued
 [December 2021]

Title ¹	Industry code	Product code	Unadjusted 12-month percent change ²	Unadjusted 1-month percent change ²				
				Dec. 2020 to Dec. 2021 ^P	July to Aug.	Aug. to Sept. ^P	Sept. to Oct. ^P	Oct. to Nov. ^P
Specialized freight (except used goods) trucking, long-distance - Continued								
All other specialized trucking, long-distance.....		484230-603	17.0	0.8	0.7	2.2	0.7	0.5
Other receipts.....		484230-SM	—	0.1	-0.1	1.3	0.1	—
Pipeline transportation of crude oil.....	4861		3.2	0.0	0.0	0.1	0.0	0.0
Pipeline transportation of crude oil.....	48611		3.2	0.0	0.0	0.1	0.0	0.0
Pipeline transportation of crude oil.....	486110		3.2	0.0	0.0	0.1	0.0	0.0
Primary services.....		486110-P	3.3	0.0	0.0	0.1	0.0	0.0
Pipeline transportation of crude oil.....		486110-3	3.3	0.0	0.0	0.1	0.0	0.0
Trans-Alaskan Pipeline System transportation.....		486110-311	-11.0	0.0	0.0	0.0	0.0	0.0
Pipeline transportation of crude petroleum, except on the Trans-Alaskan Pipeline System.....		486110-312	4.5	0.0	0.0	0.1	0.0	0.0
Other pipeline transportation.....	4869		0.6	0.0	0.0	0.0	0.0	0.0
Pipeline transportation of refined petroleum products.....	48691		0.6	0.0	0.0	0.0	0.0	0.0
Refined petroleum product pipeline transport.....	486910		0.6	0.0	0.0	0.0	0.0	0.0
Primary services.....		486910-P	0.6	0.0	0.0	0.0	0.0	0.0
Pipeline transportation of refined petroleum products.....		486910-1	0.6	0.0	0.0	0.0	0.0	0.0
Transportation support activities.....	488		27.7	1.0	7.0	-1.1	-0.6	2.7
Air transportation support activities.....	4881		6.4	-0.5	-0.7	-1.1	-0.5	-0.1
Airport operations.....	48811		5.8	-0.9	-1.7	-2.1	-0.8	0.0
Other airport operations.....	488119		5.8	-0.9	-1.7	-2.1	-0.8	0.0
Primary services.....		488119-P	5.8	-0.9	-1.7	-2.1	-0.8	0.0
Aeronautical services.....		488119-5	0.6	0.0	-0.1	-2.1	0.2	0.0
Landing fees.....		488119-501	-2.6	-0.4	-0.5	-3.5	0.0	0.0
Terminal rental.....		488119-502	0.6	0.2	0.0	-4.8	0.7	0.0
Other aeronautical services.....		488119-503	2.0	0.0	0.0	0.1	0.0	0.0
Non-aeronautical services.....		488119-6	19.2	-2.5	-4.9	-2.2	-3.0	0.0
Airport parking.....		488119-601	7.2	0.3	0.0	0.8	4.9	0.0
Lease space for rental cars.....		488119-602	84.6	-7.6	-13.3	-7.6	-20.2	0.0
Lease space for concessions.....		488119-603	52.6	-2.6	-8.2	1.4	-1.4	0.0
Other non-aeronautical services.....		488119-604	-4.8	0.0	0.0	-3.8	0.0	0.0
Other air transportation support activities.....	48819		7.4	0.1	0.9	0.3	0.1	-0.3
Other support activities for air transport.....	488190		7.4	0.1	0.9	0.3	0.1	-0.3
Primary services.....		488190-P	7.4	0.1	0.9	0.3	0.0	-0.3
Other air transportation support activities.....		488190-5	7.4	0.1	0.9	0.3	0.0	-0.3
Water transportation support activities.....	4883		3.6	0.4	0.0	0.9	-0.3	0.9
Port and harbor operations.....	48831		5.3	0.1	0.4	2.7	-1.3	3.3
Port and harbor operations.....	488310		5.3	0.1	0.4	2.7	-1.3	3.3
Primary services.....		488310-P	5.3	0.1	0.4	2.7	-1.3	3.4
Port and harbor services.....		488310-1	5.3	0.1	0.4	2.7	-1.3	3.4
Other receipts.....		488310-SM	0.6	0.3	0.0	0.2	0.0	0.0
Marine cargo handling.....	48832		1.5	0.8	0.1	0.6	0.0	0.0
Marine cargo handling.....	488320		1.5	0.8	0.1	0.6	0.0	0.0
Primary services.....		488320-P	1.6	0.9	0.1	0.6	0.0	0.0
Movement of containers.....		488320-8	1.6	0.9	0.1	0.7	0.0	0.0
Other marine cargo handling.....		488320-9	1.2	0.4	0.0	0.3	0.0	0.0
Navigational services to shipping.....	48833		8.6	-0.3	-0.4	0.0	0.0	0.8
Navigational services to shipping.....	488330		8.6	-0.3	-0.4	0.0	0.0	0.8
Primary services.....		488330-P	8.7	-0.3	-0.4	0.0	0.0	0.7
Navigational services to shipping and salvage.....		488330-1	8.7	-0.3	-0.4	0.0	0.0	0.7
Freight transportation arrangement.....	4885		57.0	2.3	14.9	-1.7	-0.8	5.1
Freight transportation arrangement.....	48851		57.0	2.3	14.9	-1.7	-0.8	5.1
Freight transportation arrangement.....	488510		57.0	2.3	14.9	-1.7	-0.8	5.1
Primary services.....		488510-P	58.6	2.3	15.4	-1.8	-0.8	5.0
Freight forwarding.....		488510-1	14.7	1.0	1.7	-0.3	1.2	1.4
Arrangement of freight and cargo n.e.c.....		488510-2	94.6	3.2	23.4	-2.5	-1.7	6.9
U.S. Postal Service.....	491		8.3	0.0	5.4	1.0	0.0	0.0
U.S. Postal Service.....	4911		8.3	0.0	5.4	1.0	0.0	0.0

See footnotes at end of table.

Table 12. Producer price index percentage changes for the net output of selected industries and their products, not seasonally adjusted — Continued
 [December 2021]

Title ¹	Industry code	Product code	Unadjusted 12-month percent change ²	Unadjusted 1-month percent change ²				
				Dec. 2020 to Dec. 2021 ^P	July to Aug.	Aug. to Sept. ^P	Sept. to Oct. ^P	Oct. to Nov. ^P
U.S. Postal Service.....	49111		8.3	0.0	5.4	1.0	0.0	0.0
U.S. Postal Service.....	491110		8.3	0.0	5.4	1.0	0.0	0.0
Primary services.....		491110-P	8.3	0.0	5.4	1.0	0.0	0.0
Mailing services (market dominant services).....		491110-7	9.0	0.0	7.0	0.1	0.0	0.0
First class mail.....		491110-71	8.8	0.0	6.8	0.2	0.0	0.0
Retail letters.....		491110-711	6.0	0.0	5.5	0.0	0.0	0.0
Commercial letters.....		491110-712	9.7	0.0	7.4	0.0	0.0	0.0
Retail and commercial flats.....		491110-713	11.5	0.0	10.6	0.0	0.0	0.0
Other first class mail and fees.....		491110-714	12.1	0.0	6.2	2.4	0.0	0.0
Periodicals mail.....		491110-72	10.4	0.0	8.6	0.0	0.0	0.0
Outside county.....		491110-721	10.5	0.0	8.7	0.0	0.0	0.0
Other periodicals mail and fees.....		491110-722	6.6	0.0	6.0	0.0	0.0	0.0
Standard class mail.....		491110-73	9.4	0.0	7.0	0.0	0.0	0.0
High density and saturation flats and parcels.....		491110-731	5.2	0.0	4.7	0.0	0.0	0.0
Carrier route basic mail.....		491110-732	11.6	0.0	7.9	0.0	0.0	0.0
Bulk letters.....		491110-733	7.7	0.0	6.7	0.0	0.0	0.0
Bulk flats.....		491110-734	11.5	0.0	7.7	0.0	0.0	0.0
Other standard mail and fees.....		491110-735	19.0	0.0	9.1	0.0	0.0	0.0
Package services mail.....		491110-74	8.5	0.0	7.1	0.0	0.0	0.0
Special services and fees.....		491110-75	8.4	0.0	7.1	0.0	0.0	0.0
Shipping services (competitive services).....		491110-8	5.8	0.0	0.0	4.3	0.0	0.0
Domestic priority mail.....		491110-81	7.7	0.0	0.0	5.8	0.0	0.0
Other shipping services and shipping special services & fees.....		491110-82	4.0	0.0	0.0	2.8	0.0	0.0
Couriers and messengers.....	492		8.8	0.0	0.0	0.8	0.9	-0.3
Couriers and express delivery services.....	4921		8.6	0.0	0.0	0.4	1.0	-0.3
Couriers and express delivery services.....	49211		8.6	0.0	0.0	0.4	1.0	-0.3
Couriers and express delivery services.....	492110		8.7	0.0	0.0	0.4	1.0	-0.3
Primary services.....		492110-P	8.7	0.0	0.0	0.4	1.0	-0.3
Standard courier services.....		492110-1	7.8	0.0	0.1	0.1	0.8	0.0
Expedited courier services.....		492110-2	10.4	0.1	-0.2	1.1	1.4	-1.1
Domestic expedited courier services.....		492110-201	10.9	0.1	-0.2	1.2	1.4	-1.0
International expedited courier services.....		492110-202	9.2	0.1	-0.2	1.1	1.4	-1.1
Local messengers and local delivery.....	4922		11.4	0.0	1.0	8.4	0.0	0.0
Local messengers and local delivery.....	49221		11.3	0.0	1.0	8.4	0.0	0.0
Local messengers and local delivery.....	492210		11.4	0.0	1.0	8.4	0.0	0.0
Primary services.....		492210-P	11.4	0.0	1.0	8.4	0.0	0.0
Local messengers and local delivery services.....		492210-1	11.4	0.0	1.0	8.4	0.0	0.0
Warehousing and storage.....	493		10.9	3.0	1.0	2.4	-2.0	2.9
Warehousing and storage.....	4931		11.0	3.0	1.0	2.4	-2.0	2.9
General warehousing and storage.....	49311		12.7	3.8	1.4	3.3	-2.9	3.8
General warehousing and storage.....	493110		12.8	3.8	1.4	3.3	-2.9	3.8
Primary services.....		493110-P	12.8	3.8	1.4	3.3	-2.9	3.8
General warehousing and storage services.....		493110-1	12.8	3.8	1.4	3.3	-2.9	3.8
Refrigerated warehousing and storage.....	49312		4.8	0.1	-0.8	-1.1	1.4	-0.4
Refrigerated warehousing and storage.....	493120		4.9	0.1	-0.8	-1.1	1.4	-0.4
Primary services.....		493120-P	4.8	0.1	-0.8	-1.1	1.4	-0.4
Warehousing and storage of refrigerated goods.....		493120-2	4.8	0.1	-0.8	-1.1	1.4	-0.4
Farm product warehousing and storage.....	49313		4.6	0.0	1.2	0.0	0.0	0.0
Farm product warehousing and storage.....	493130		4.6	0.0	1.2	0.0	0.0	0.0
Primary services.....		493130-P	4.9	0.0	1.3	0.0	0.0	0.0
Farm product warehousing and storage services.....		493130-1	4.9	0.0	1.3	0.0	0.0	0.0
Publishing industries, except Internet.....	511		0.7	-0.1	0.1	0.3	0.1	-0.6
Newspaper, book, and directory publishers.....	5111		2.7	-0.1	0.6	-0.4	0.6	0.5
Newspaper publishers.....	51111		1.0	-0.4	0.3	0.9	0.4	0.4
Newspaper publishers.....	511110		1.0	-0.4	0.3	0.9	0.4	0.4
Primary services.....		511110-P	1.0	-0.4	0.3	0.9	0.4	0.4
Newspaper advertising sales.....		511110-5	-2.2	-0.3	-0.1	1.1	0.0	0.2
Newspaper advertising sales, print only.....		511110-51	-3.6	0.0	-0.1	1.3	0.1	-0.7

See footnotes at end of table.

Table 12. Producer price index percentage changes for the net output of selected industries and their products, not seasonally adjusted — Continued
 [December 2021]

Title ¹	Industry code	Product code	Unadjusted 12-month percent change ²	Unadjusted 1-month percent change ²					
				Dec. 2020 to Dec. 2021 ^P	July to Aug.	Aug. to Sept. ^P	Sept. to Oct. ^P	Oct. to Nov. ^P	Nov. to Dec. ^P
Newspaper publishers - Continued									
Newspaper advertising sales, digital only and print and digital bundled.....		511110-52	5.5	-1.7	0.0	0.0	0.0	5.0	
Newspaper subscription and single copy sales.....		511110-6	5.4	-0.7	0.9	0.7	0.9	0.8	
Newspaper subscriptions, print only.....		511110-61	3.9	-0.8	1.0	0.5	0.9	0.8	
Newspaper subscriptions, online only and print and online bundled.....		511110-62	22.1	0.4	0.7	3.2	0.7	0.4	
Periodical publishers.....	51112		2.1	0.6	1.6	-2.4	1.0	0.3	
Periodical publishers.....	511120		2.1	0.6	1.6	-2.4	1.0	0.3	
Primary services.....		511120-P	0.1	1.1	-0.3	-0.1	1.2	0.0	
Periodicals, advertising sales.....		511120-2	-0.2	1.6	-0.5	-0.2	1.9	0.0	
Specialized business and professional periodicals, advertising sales.....		511120-21	0.8	0.0	0.0	0.0	0.0	0.0	
General and consumer periodicals, advertising sales.....		511120-22	-0.3	1.8	-0.5	-0.2	2.1	0.0	
Periodicals, subscriptions and single copy sales.....		511120-5	0.5	0.3	0.0	0.0	0.0	0.0	
Specialized business and professional periodicals, subscriptions and single copy sales.....		511120-51	2.0	1.0	0.0	0.0	0.0	0.0	
General and consumer periodicals, subscriptions and single copy sales.....		511120-52	0.0	0.0	0.0	0.0	0.0	0.0	
Book publishers.....	51113		6.0	-0.4	0.4	-0.2	0.5	1.2	
Book publishers.....	511130		6.1	-0.4	0.4	-0.2	0.5	1.2	
Primary services.....		511130-P	6.4	-0.4	0.5	-0.2	0.5	1.2	
Print book publishing.....		511130-F	7.0	-0.6	0.6	0.5	0.2	1.0	
General adult and juvenile book publishing.....		511130-F1	2.4	-0.3	-0.3	0.0	0.4	0.6	
General adult book publishing.....		511130-F11	1.7	-0.5	-0.2	0.2	0.7	1.4	
Juvenile book publishing.....		511130-F12	4.4	0.2	-0.4	-0.4	-0.6	-1.9	
Textbook publishing, including teachers' editions and workbooks.....		511130-F2	4.5	-1.1	1.9	1.3	0.6	-0.9	
College textbook publishing.....		511130-F21	1.4	-3.3	1.1	3.9	-1.6	-2.9	
Elementary and high school textbook publishing.....		511130-F22	6.0	0.0	2.3	0.0	1.6	0.0	
Technical, scientific, and professional book publishing.....		511130-F3	12.0	0.0	0.4	-0.4	0.0	3.2	
General reference book publishing.....		511130-F4	21.4	-9.8	2.5	-0.6	4.3	0.0	
Religious book publishing.....		511130-F5	-1.2	1.3	-1.9	4.8	-2.1	-1.3	
Digital book publishing.....		511130-G	4.2	0.4	-0.3	-3.6	1.8	2.3	
Ebook publishing.....		511130-G1	7.8	1.4	-0.9	-4.8	3.3	3.5	
Other digital book publishing.....		511130-G2	-2.6	-1.5	0.9	-1.1	-1.1	0.0	
Other receipts.....		511130-SM	-0.4	0.0	0.0	0.0	0.0	0.0	
Directory and mailing list publishers.....	51114		0.2	-0.1	-0.6	0.4	0.2	-1.2	
Directory and mailing list publishers.....	511140		0.1	-0.1	-0.6	0.4	0.2	-1.2	
Primary services.....		511140-P	0.0	-0.1	-0.6	0.4	0.2	-1.3	
Directory and mailing list publishing - advertising sales incl. telephone directory listings.....		511140-1	0.0	0.0	0.0	0.0	0.0	0.0	
Directory and mailing list publishing - subscription, content, and licensing sales.....		511140-5	-0.3	-0.3	-2.8	2.2	1.1	-6.2	
Other publishers.....	51119		1.7	0.0	-0.3	0.1	1.5	0.0	
Greeting card publishers.....	511191		1.9	0.0	-0.1	0.0	1.9	0.0	
Primary services.....		511191-P	1.9	0.0	-0.1	0.0	2.0	0.0	
Greeting card publishing.....		511191-3	2.0	0.0	-0.1	0.0	2.0	0.0	
All other publishers.....	511199		1.2	-0.1	-0.7	0.5	0.4	0.0	
Primary services.....		511199-P	1.1	-0.1	-0.8	0.5	0.4	0.0	
All other publishing including yearbooks, art prints, patterns, and trading cards.....		511199-6	1.1	-0.1	-0.8	0.5	0.4	0.0	
Software publishers.....	5112		-0.7	-0.2	-0.3	0.8	-0.2	-1.2	
Software publishers.....	51121		-0.7	-0.2	-0.3	0.8	-0.2	-1.2	
Software publishers.....	511210		-0.6	-0.2	-0.3	0.8	-0.2	-1.2	
Primary services.....		511210-P	0.5	-0.2	-0.4	0.9	-0.3	0.1	
Software publishing, except games.....		511210-5	0.8	-0.1	-0.3	1.1	-0.4	0.2	
Application software publishing.....		511210-502	1.0	-0.4	-0.5	1.8	-0.6	-0.1	
Desktop and portable device application software publishing.....		511210-50201	1.5	0.7	0.1	1.1	-1.8	0.5	
Other application software publishing.....		511210-50202	0.6	-1.3	-1.0	2.3	0.4	-0.6	
Software maintenance, technical support, and other services related to software publishing.....		511210-504	0.5	0.0	0.0	0.0	0.0	0.0	
Game software publishing.....		511210-7	-6.3	-1.6	-3.5	-1.9	2.7	-2.4	
Broadcasting, except Internet.....	515		-0.2	-3.6	2.0	0.7	3.4	0.5	
Radio and television broadcasting.....	5151		1.5	-1.2	3.5	0.3	3.8	0.3	
Radio broadcasting.....	51511		10.3	1.3	1.8	-1.9	5.8	-2.1	
Radio broadcasting.....	515110		10.3	1.3	1.8	-1.9	5.8	-2.1	

See footnotes at end of table.

Table 12. Producer price index percentage changes for the net output of selected industries and their products, not seasonally adjusted — Continued
 [December 2021]

Title ¹	Industry code	Product code	Unadjusted 12-month percent change ²	Unadjusted 1-month percent change ²				
				Dec. 2020 to Dec. 2021 ^P	July to Aug.	Aug. to Sept. ^P	Sept. to Oct. ^P	Oct. to Nov. ^P
Radio broadcasting - Continued								
Primary services.....		515110-P	11.3	1.4	2.0	-2.1	6.4	-2.3
Radio station services.....		515110-1	16.5	1.9	2.7	-2.8	8.5	-3.0
Radio station advertising sales.....		515110-101	19.8	2.2	3.2	-3.3	10.0	-3.5
Radio station advertising sales, local.....		515110-10101	16.1	1.3	1.1	-2.0	10.2	-4.9
Radio station advertising sales, national and regional.....		515110-10102	31.9	5.3	9.7	-7.1	9.4	0.7
Other radio station services.....		515110-102	0.0	0.0	0.0	0.0	0.0	0.0
Radio network and national syndication services.....		515110-2	-2.3	0.0	0.0	0.0	0.0	0.0
Other receipts.....		515110-SM	0.1	0.0	0.0	-0.1	-0.2	0.3
Television broadcasting.....	51512		-1.9	-2.3	4.3	1.2	3.2	1.3
Television broadcasting.....	515120		-2.0	-2.3	4.3	1.2	3.2	1.3
Primary services.....		515120-P	-3.5	-2.6	3.8	1.0	3.6	0.8
Television advertising sales.....		515120-3	-3.2	-2.6	6.1	1.3	4.4	1.0
Other television broadcasting services.....		515120-4	-4.6	-2.6	-5.4	0.0	0.0	0.0
Other receipts.....		515120-SM	8.7	-0.2	4.4	2.1	0.1	4.0
Cable and other subscription programming.....	5152		-1.1	-4.7	1.3	0.9	3.2	0.6
Cable and other subscription programming.....	51521		-1.1	-4.7	1.3	0.9	3.2	0.6
Cable and other subscription programming.....	515210		-1.1	-4.7	1.3	0.9	3.2	0.6
Primary services.....		515210-P	-1.1	-4.7	1.3	0.9	3.2	0.6
Cable network advertising services.....		515210-1	-11.0	-15.2	4.8	3.2	11.0	1.7
Cable network programming services.....		515210-2	4.3	0.0	0.0	0.0	0.0	0.0
Telecommunications.....	517		1.4	0.9	-0.2	0.3	-0.4	0.2
Wired and wireless telecommunications carriers.....	5173		1.4	0.9	-0.2	0.3	-0.4	0.2
Wired and wireless telecommunications carriers.....	51731		1.4	0.9	-0.2	0.3	-0.4	0.2
Wired telecommunications carriers.....	517311		2.0	1.1	-0.3	0.5	-0.6	0.3
Primary products.....		517311-P	1.9	1.1	-0.3	0.5	-0.6	0.3
Local telephone service, except private lines.....		517311-1	0.2	0.0	0.1	0.0	0.0	0.0
Residence local telephone service.....		517311-111	0.0	0.0	0.0	0.0	0.0	0.0
Business and other local telephone service.....		517311-112	0.5	0.0	0.2	-0.1	0.0	0.0
Public switched toll service.....		517311-2	2.5	-0.4	-0.1	0.2	0.3	0.0
Residence switched toll service.....		517311-21	2.5	0.0	0.0	0.0	0.0	0.0
Business switched toll and other toll service.....		517311-22	2.3	-1.0	-0.2	0.4	0.8	0.0
Private line telephone service.....		517311-3	-4.5	0.0	0.0	0.0	0.0	0.0
All-distance telephone service.....		517311-4	4.5	0.0	0.0	0.0	0.0	0.0
Video programming distribution.....		517311-5	3.4	-2.4	0.0	0.0	0.0	0.0
Video programming subscriber services.....		517311-501	3.4	-2.6	0.0	0.0	0.0	0.0
Advertising services.....		517311-502	3.5	0.0	0.0	0.0	0.0	0.0
Internet access services.....		517311-6	0.4	0.0	0.0	-0.1	0.0	0.1
Residential Internet access services.....		517311-601	1.4	0.0	0.0	-0.2	0.0	0.3
Business Internet access services.....		517311-602	-0.5	0.0	0.0	0.0	0.0	0.0
Bundled access services.....		517311-7	3.6	4.0	-0.9	1.2	-1.5	0.8
Other wired telecommunications services.....		517311-9	0.0	0.0	0.0	0.0	0.0	0.0
Wireless telecommunications carriers.....	517312		0.3	0.4	0.0	0.0	0.0	0.0
Primary services.....		517312-P	0.3	0.4	0.0	0.0	0.0	0.0
Wireless telecommunications services.....		517312-1	0.3	0.4	0.0	0.0	0.0	0.0
Data processing and related services.....	5182		0.5	0.0	-0.1	0.2	0.0	0.0
Data processing and related services.....	51821		0.5	0.0	-0.1	0.2	0.0	0.0
Data processing, hosting and related services.....	518210		0.5	0.0	-0.1	0.2	0.0	0.0
Primary services.....		518210-P	0.8	0.0	-0.2	0.2	0.0	0.0
Business process management services.....		518210-1	0.1	0.0	0.0	0.0	0.0	0.1
Data management, information transformation, and related services.....		518210-4	0.1	0.0	0.0	0.0	0.0	0.0
Hosting, ASP, and other IT infrastructure provisioning services.....		518210-5	1.3	-0.1	-0.3	0.4	0.0	0.0
Other receipts.....		518210-SM	0.0	0.0	0.0	0.0	0.0	0.0
Internet publishing and web search portals.....	519130		8.6	-0.6	0.0	1.1	-1.1	0.3
Primary services.....		519130-P	4.0	-0.6	0.0	-0.5	-1.2	0.3
Internet publishing and web search portals - advertising sales.....		519130-1	4.1	-1.4	-0.1	-1.3	-2.8	0.6
Internet publishing and web search portals - subscription, content access, and licensing sales.....		519130-2	4.0	0.1	0.0	0.2	0.1	0.1
Other receipts.....		519130-SM	-	0.0	-	-	-	-
Depository credit intermediation.....	5221		3.1	-0.2	0.7	-1.3	1.8	-1.6

See footnotes at end of table.

Table 12. Producer price index percentage changes for the net output of selected industries and their products, not seasonally adjusted — Continued
 [December 2021]

Title ¹	Industry code	Product code	Unadjusted 12-month percent change ²	Unadjusted 1-month percent change ²				
				Dec. 2020 to Dec. 2021 ^P	July to Aug.	Aug. to Sept. ^P	Sept. to Oct. ^P	Oct. to Nov. ^P
Commercial banking.....	52211		3.0	-0.1	0.7	-1.4	2.0	-1.8
Commercial banking.....	522110		3.0	-0.1	0.7	-1.4	2.0	-1.8
Primary services.....		522110-P	3.0	-0.1	0.7	-1.4	2.0	-1.8
Loan services.....		522110-1	8.2	-0.7	1.3	-2.6	3.3	-0.5
Residential real estate loans, except home equity.....		522110-101	4.7	-0.8	-1.5	-1.9	3.9	1.7
Nonresidential real estate loans.....		522110-102	9.3	-0.4	-0.4	-3.9	4.0	-2.1
Home equity loans.....		522110-103	6.2	3.0	0.3	-1.1	0.3	0.2
Commercial, industrial, and agricultural loans, except real estate.....		522110-105	23.1	1.6	6.7	-2.7	4.9	-0.1
New and used auto and truck loans.....		522110-106	-0.6	3.9	5.0	-5.6	4.9	-5.0
Credit cards, overdraft credit, and related plans.....		522110-107	-0.2	2.3	2.4	-2.8	2.0	-2.7
Other loan services.....		522110-108	0.5	-11.0	3.2	-0.6	-0.1	0.1
Deposit services.....		522110-2	-5.5	1.3	-0.5	0.7	0.2	-4.8
Demand deposits.....		522110-201	-12.1	1.9	-1.0	0.3	1.2	-6.9
Time and other deposits.....		522110-202	0.6	0.9	0.0	1.1	-0.6	-3.1
Trust services.....		522110-3	-4.4	-1.3	0.0	0.1	-3.7	0.0
Other banking services.....		522110-4	-2.3	0.1	-0.2	-0.6	0.3	-0.3
Savings institutions.....	52212		4.5	-2.6	0.8	0.5	-0.5	1.2
Savings institutions.....	522120		4.5	-2.6	0.8	0.5	-0.5	1.2
Primary services.....		522120-P	4.5	-2.6	0.8	0.5	-0.5	1.2
Loan services.....		522120-1	-5.9	-4.3	0.7	0.3	-0.7	1.5
Residential real estate loans, except home equity.....		522120-101	-10.8	-5.9	1.0	1.4	-3.5	2.8
Nonresidential real estate loans.....		522120-102	-2.1	-1.6	-1.3	0.3	2.6	-0.4
Home equity loans.....		522120-103	18.8	1.4	0.2	-2.9	6.7	4.9
Commercial, industrial, and agricultural loans, except real estate.....		522120-105	17.6	-4.6	5.8	-2.6	8.6	-3.4
New and used auto and truck loans.....		522120-106	9.1	0.6	-1.7	-0.9	10.2	-6.4
Credit cards, overdraft credit, and related plans.....		522120-109	-4.2	-3.5	2.9	-1.5	-1.8	-2.2
Other loan services.....		522120-111	-9.0	-2.2	-3.3	-1.1	1.8	2.0
Deposit services.....		522120-2	28.2	0.3	1.0	0.9	-0.4	0.7
Demand deposits.....		522120-201	-3.9	-0.1	0.2	-0.4	-1.7	-1.4
Time and other deposits.....		522120-202	39.0	0.4	1.1	1.2	-0.1	1.3
Trusts and other banking services.....		522120-3	1.0	0.0	0.0	0.0	0.0	0.3
Security, commodity contracts and like activity.....	523		13.6	-0.4	0.9	-2.8	3.3	-0.1
Securities and commodity contracts intermediation and brokerage.....	5231		9.0	-2.9	0.0	-5.0	4.7	0.3
Investment banking and securities dealing.....	52311		10.0	-3.8	-0.4	-6.0	6.9	0.2
Investment banking and securities dealing.....	523110		10.0	-3.8	-0.4	-6.0	6.9	0.2
Primary services.....		523110-P	10.0	-3.8	-0.4	-6.0	6.9	0.2
Dealer transactions.....		523110-2	-0.8	-11.4	-5.5	-16.9	22.3	-1.1
Dealer transactions, equity securities.....		523110-201	4.6	-14.1	-6.8	-21.0	27.9	-1.1
Dealer transactions, debt securities and all other trading.....		523110-202	-15.8	0.1	-0.5	-2.7	6.6	-1.4
Investment banking services.....		523110-3	18.2	1.3	2.5	0.0	0.0	1.0
Other securities dealing services.....		523110-4	-36.4	0.2	2.5	-9.3	9.9	-7.0
Securities brokerage.....	52312		7.1	-1.1	0.9	-3.1	0.5	0.7
Securities brokerage.....	523120		7.1	-1.1	0.9	-3.1	0.5	0.7
Primary services.....		523120-P	7.1	-1.1	0.9	-3.1	0.5	0.7
Brokerage services.....		523120-1	5.2	-3.0	2.4	-7.7	0.0	0.0
Brokerage services, equities and ETFs.....		523120-101	-	-4.7	3.7	-12.0	0.0	-
Brokerage services, all other securities.....		523120-102	-0.2	-0.1	0.0	0.0	0.0	0.0
Other securities related services including margin lending and mutual fund sales.....		523120-4	8.2	0.1	0.1	-0.3	0.8	1.0
Portfolio management.....	52392		15.9	0.8	1.2	-1.7	2.8	-0.2
Portfolio management.....	523920		15.9	0.8	1.2	-1.7	2.8	-0.2
Primary services.....		523920-P	15.9	0.8	1.2	-1.7	2.8	-0.2
Mutual fund and exchange traded fund management.....		523920-1	24.4	1.0	1.9	-2.6	5.4	-0.1
Management of equity funds.....		523920-101	41.9	1.4	3.0	-3.8	8.5	-0.1
Management of bond funds.....		523920-102	0.1	0.4	0.0	-0.5	-0.1	-0.1
Management of other funds.....		523920-103	1.5	0.0	0.0	-0.5	0.1	0.0
Private portfolio management.....		523920-2	9.4	0.6	0.6	-0.9	0.6	-0.3
Management of equity private portfolios.....		523920-201	13.4	1.0	1.0	-2.5	1.2	-0.7
Management of bond private portfolios.....		523920-202	-1.2	0.1	0.0	0.3	0.0	-0.1
Management of other private portfolios.....		523920-203	10.9	0.2	0.2	1.4	0.1	0.0
Investment advice.....	52393		16.1	1.1	2.2	-1.8	2.1	-0.9
Investment advice.....	523930		16.1	1.1	2.2	-1.8	2.1	-0.9

See footnotes at end of table.

Table 12. Producer price index percentage changes for the net output of selected industries and their products, not seasonally adjusted — Continued
 [December 2021]

Title ¹	Industry code	Product code	Unadjusted 12-month percent change ²	Unadjusted 1-month percent change ²					
				Dec. 2020 to Dec. 2021 ^P	July to Aug.	Aug. to Sept. ^P	Sept. to Oct. ^P	Oct. to Nov. ^P	Nov. to Dec. ^P
Investment advice - Continued									
Primary services.....		523930-P	16.1	1.1	2.2	-1.8	2.1	-0.9	
Investment advisory services.....		523930-1	16.1	1.1	2.2	-1.8	2.1	-0.9	
Insurance carriers and related activities.....	524		0.4	0.0	0.1	0.0	0.0	0.1	
Insurance carriers.....	5241		0.3	0.0	0.1	0.0	0.0	0.1	
Direct life/health/medical insurance carriers.....	52411		1.0	0.0	0.0	0.0	0.0	0.0	
Direct life insurance carriers.....	524113		0.2	0.0	-0.1	0.0	0.0	0.0	
Primary services.....		524113-P	0.2	0.0	-0.1	0.0	0.0	0.0	
Life insurance policies.....		524113-1	0.8	0.1	-0.1	0.0	0.0	0.0	
Individual life insurance policies.....		524113-101	1.0	0.2	0.2	0.0	0.0	0.0	
Term life insurance policies.....		524113-10101	2.0	0.0	0.0	0.0	-0.1	0.0	
Whole life insurance policies.....		524113-10102	0.2	0.0	0.4	0.0	0.0	0.0	
Universal life insurance policies.....		524113-10103	1.3	0.7	0.0	0.0	0.0	0.0	
Variable-universal and other individual life insurance policies.....		524113-10105	0.3	0.0	0.0	0.0	0.0	0.0	
Group life insurance policies.....		524113-102	-0.1	0.0	-1.2	-0.1	0.0	0.0	
Annuities.....		524113-2	-1.3	-0.3	0.0	0.1	0.1	0.0	
Variable deferred annuities.....		524113-201	0.1	0.0	0.0	0.0	0.0	0.0	
Fixed-rate deferred annuities.....		524113-202	-4.2	-0.9	0.0	0.5	0.0	0.0	
Immediate annuities.....		524113-203	-1.8	-0.1	-0.1	-0.5	0.9	-0.3	
Disability insurance policies.....		524113-3	0.1	0.0	0.0	0.0	0.0	0.0	
Direct health and medical insurance carriers.....	524114		1.2	0.0	0.1	0.0	0.0	0.0	
Primary services.....		524114-P	1.3	0.0	0.1	0.0	0.0	0.0	
Medical service plans.....		524114-1	1.3	0.0	0.1	0.0	0.0	0.0	
Comprehensive medical service plans.....		524114-101	1.6	0.0	0.1	0.0	0.0	0.0	
Group managed care medical service plans.....		524114-10101	2.0	-0.1	0.1	0.0	0.0	0.0	
Group fee-for-service medical service plans.....		524114-10102	1.1	0.7	0.0	0.0	0.0	0.0	
Individual comprehensive medical service plans.....		524114-10103	0.8	0.0	0.0	0.0	0.0	0.0	
Non-comprehensive medical service plans.....		524114-103	-0.3	0.1	0.0	-0.2	0.0	0.0	
Dental service plans.....		524114-10301	-1.8	0.2	0.0	-0.5	0.0	0.0	
Supplemental Medicare service plans.....		524114-10302	2.6	0.0	0.1	0.0	0.0	0.0	
Other medical service plans.....		524114-10303	-1.4	0.0	0.0	0.0	0.0	0.0	
Indemnity health insurance plans.....		524114-2	0.1	0.0	0.0	0.0	0.0	0.0	
Other direct insurance carriers.....	52412		-1.0	0.0	0.1	-0.1	0.0	0.2	
Direct property and casualty insurers.....	524126		-1.0	0.0	0.1	-0.1	0.0	0.2	
Primary services.....		524126-P	-1.0	0.0	0.1	-0.1	0.0	0.2	
Private passenger auto insurance.....		524126-1	-2.7	-0.1	0.0	-0.3	0.0	0.0	
Homeowner's insurance.....		524126-2	1.5	0.2	0.3	0.1	0.0	0.4	
Commercial auto insurance.....		524126-3	3.8	0.0	0.5	0.0	-0.4	-0.4	
Non-auto liability insurance.....		524126-4	0.9	-0.2	0.0	0.0	-0.1	-0.1	
Medical malpractice insurance.....		524126-402	1.9	0.0	0.0	0.0	0.0	0.0	
Product and other non-auto liability insurance.....		524126-403	0.7	-0.3	0.0	0.0	-0.1	-0.2	
Commercial multiple peril insurance.....		524126-5	0.7	-0.2	0.8	0.0	0.0	1.7	
Worker's compensation insurance.....		524126-6	-3.7	-0.1	-0.6	0.0	-0.1	0.0	
Other property and casualty insurance.....		524126-7	-0.4	0.0	0.0	0.0	0.1	0.0	
Insurance agencies and brokerages.....	52421		0.5	0.1	0.3	0.1	0.0	0.0	
Insurance agencies and brokerages.....	524210		0.5	0.1	0.3	0.1	0.0	0.0	
Primary services.....		524210-P	0.5	0.1	0.3	0.1	0.0	0.0	
Sale of property and casualty insurance.....		524210-1	0.6	0.1	0.4	0.2	0.0	0.0	
Sale of personal property and casualty insurance.....		524210-101	-0.7	0.0	0.5	0.0	0.0	0.0	
Sale of private passenger auto insurance.....		524210-10101	-1.7	0.0	0.0	0.0	0.0	0.1	
Sale of homeowner's insurance.....		524210-10102	1.6	0.0	1.7	0.0	0.0	0.0	
Sale of other personal property and casualty insurance.....		524210-10103	0.1	0.0	0.1	0.0	0.1	0.0	
Sale of commercial property and casualty insurance.....		524210-102	1.8	0.2	0.2	0.3	0.0	0.0	
Sale of life insurance and annuities.....		524210-2	0.9	0.0	0.0	0.0	0.1	0.0	
Sale of health and medical insurance.....		524210-3	0.6	0.0	0.4	0.0	0.0	0.0	
Sale of other insurance.....		524210-4	0.0	0.0	0.0	0.0	0.0	0.0	
Lessors of nonresidential buildings (except miniwarehouses).....	53112		0.8	0.7	0.4	-1.5	0.4	0.7	
Lessors of nonresidential buildings.....	531120		0.8	0.7	0.4	-1.4	0.4	0.7	
Primary services.....		531120-P	0.8	0.7	0.4	-1.5	0.4	0.7	
Leasing of shopping centers and retail stores.....		531120-1	-2.2	-0.8	3.1	-3.8	-1.4	3.7	
Leasing of professional and office buildings.....		531120-2	4.1	0.7	-0.4	1.0	1.3	0.2	

See footnotes at end of table.

Table 12. Producer price index percentage changes for the net output of selected industries and their products, not seasonally adjusted — Continued
 [December 2021]

Title ¹	Industry code	Product code	Unadjusted 12-month percent change ²	Unadjusted 1-month percent change ²				
				Dec. 2020 to Dec. 2021 ^P	July to Aug.	Aug. to Sept. ^P	Sept. to Oct. ^P	Oct. to Nov. ^P
Lessors of nonresidential buildings - Continued								
Leasing of manufacturing and industrial buildings.....		531120-3	1.7	0.4	0.6	0.2	0.0	0.3
Leasing of other nonresidential buildings and facilities.....		531120-7	-6.1	7.7	-6.4	-7.1	3.5	-9.3
Lessors of miniwarehouse and self storage units.....	53113		13.8	1.8	1.4	1.4	0.3	1.2
Miniwarehouse and self-storage unit operators.....	531130		13.7	1.8	1.4	1.4	0.3	1.2
Primary services.....		531130-P	13.8	1.8	1.4	1.4	0.3	1.2
Miniwarehouse and self-storage unit operation.....		531130-1	13.8	1.8	1.4	1.4	0.3	1.2
Offices of real estate agents and brokers.....	5312		10.9	1.1	0.8	0.3	0.3	0.2
Offices of real estate agents and brokers.....	53121		10.9	1.1	0.8	0.3	0.3	0.2
Offices of real estate agents and brokers.....	531210		10.9	1.1	0.8	0.3	0.3	0.2
Primary services.....		531210-P	10.9	1.1	0.8	0.3	0.3	0.2
Real estate brokerage, residential property sales and leases.....		531210-1	11.5	1.3	0.9	0.1	0.3	0.1
Real estate brokerage, nonresidential property sales and leases including land sales and leases.....		531210-6	8.2	0.4	0.5	1.2	0.1	0.8
Real estate brokerage, nonresidential property sales including land sales.....		531210-601	15.7	1.2	1.1	2.1	0.3	1.5
Real estate brokerage, nonresidential property leases including land leases.....		531210-602	1.0	-0.5	0.0	0.2	0.0	0.0
Real estate property managers.....	53131		3.7	1.1	0.3	0.0	0.2	0.5
Residential property managers.....	531311		5.7	0.3	0.2	-0.1	0.2	0.8
Primary services.....		531311-P	5.7	0.3	0.2	-0.1	0.2	0.8
Residential property management services.....		531311-1	5.7	0.3	0.2	-0.1	0.2	0.8
Nonresidential property managers.....	531312		-1.0	3.1	0.7	0.4	0.3	-0.3
Primary services.....		531312-P	-1.0	3.1	0.7	0.4	0.3	-0.3
Nonresidential property management services.....		531312-1	-1.0	3.1	0.7	0.4	0.3	-0.3
Offices of real estate appraisers.....	531320		6.6	0.5	1.5	-0.5	0.7	1.9
Primary services.....		531320-P	6.6	0.5	1.5	-0.5	0.7	1.9
Real estate appraisal services.....		531320-1	6.6	0.5	1.5	-0.5	0.7	1.9
Automotive equipment rental and leasing.....	5321		21.8	-3.4	-7.5	4.7	-1.5	-3.2
Passenger car rental and leasing.....	53211		33.6	-5.1	-10.6	6.6	-2.2	-3.8
Passenger car rental.....	532111		33.6	-5.1	-10.6	6.6	-2.2	-3.8
Primary services.....		532111-P	33.6	-5.1	-10.6	6.6	-2.2	-3.8
Standard passenger car rental.....		532111-2	39.0	-6.9	-14.1	8.2	-2.9	-4.9
Passenger car rental for business travel.....		532111-211	23.7	-6.0	-5.4	6.2	-3.0	-1.9
Passenger car rental for leisure travel.....		532111-221	45.8	-7.2	-17.0	9.0	-2.9	-6.0
Replacement passenger car rental.....		532111-3	19.5	2.4	2.6	1.6	0.4	-0.2
Truck, utility trailer and RV rental and leasing.....	53212		1.8	0.8	0.2	0.5	0.1	-1.8
Truck, utility trailer, and RV rental and leasing.....	532120		1.8	0.8	0.2	0.5	0.1	-1.8
Primary services.....		532120-P	1.7	0.9	0.2	0.5	0.3	-2.1
Rental of trucks, truck trailers, RVs.....		532120-1	1.8	1.7	-0.9	1.5	0.4	-5.8
Leasing of trucks, truck trailers, and RVs.....		532120-4	1.6	0.4	1.0	-0.2	0.2	0.5
Other receipts.....		532120-SM	2.3	0.1	0.0	0.3	-1.1	0.4
Other heavy machinery rental and leasing.....	532412		5.1	0.0	0.1	0.5	0.0	0.6
Primary services.....		532412-P	1.5	0.0	0.2	0.2	0.0	0.0
Construction equipment rental and leasing.....		532412-1	1.8	0.0	0.2	0.3	0.0	0.0
Oilfield and well drilling equipment rental and leasing.....		532412-2	0.7	0.0	0.0	0.0	0.0	0.0
Other receipts.....		532412-SM	10.1	0.0	0.0	1.0	0.1	1.4
Legal services.....	5411		3.9	-0.2	-0.1	0.3	-0.1	0.1
Offices of lawyers.....	54111		3.9	-0.2	-0.1	0.3	-0.1	0.1
Offices of lawyers.....	541110		3.9	-0.2	-0.1	0.3	-0.1	0.1
Primary services.....		541110-P	3.9	-0.2	-0.1	0.3	-0.1	0.1
Labor and employment legal services.....		541110-A	4.2	-0.9	0.0	2.0	-1.3	0.7
Criminal legal services.....		541110-B	0.3	0.0	0.0	0.0	0.0	0.0
Other legal services.....		541110-C	1.1	0.0	0.0	0.0	0.0	0.0
Real estate legal services.....		541110-2	4.6	-0.1	-0.3	0.3	0.2	0.1
Civil negligence legal services.....		541110-3	3.6	0.2	0.1	0.4	0.0	0.0
Defendant representation.....		541110-301	3.5	0.0	-0.1	0.6	0.0	0.0
Plaintiff representation.....		541110-302	3.6	0.5	0.6	0.0	0.0	0.0
Wills, estate planning, and probate.....		541110-6	4.0	0.0	0.0	0.0	0.0	0.0
Business and commercial legal services.....		541110-9	5.3	-0.3	-0.1	0.3	-0.1	0.1
Tax legal services.....		541110-901	4.9	0.0	0.0	0.0	0.0	0.0

See footnotes at end of table.

Table 12. Producer price index percentage changes for the net output of selected industries and their products, not seasonally adjusted — Continued
 [December 2021]

Title ¹	Industry code	Product code	Unadjusted 12-month percent change ²	Unadjusted 1-month percent change ²					
				Dec. 2020 to Dec. 2021 ^P	July to Aug.	Aug. to Sept. ^P	Sept. to Oct. ^P	Oct. to Nov. ^P	Nov. to Dec. ^P
Offices of lawyers - Continued									
Intellectual property legal services.....		541110-902	5.7	-1.2	0.0	-0.1	-0.5	0.9	
Bankruptcy and other business and commercial legal services.....		541110-903	5.2	-0.2	-0.1	0.4	0.0	-0.1	
Offices of certified public accountants.....	541211		1.3	1.0	0.6	-0.4	0.2	0.2	
Primary services.....		541211-P	1.6	1.1	0.7	-0.5	0.1	0.3	
Other accounting services.....		541211-A	9.2	0.3	1.7	-2.5	0.4	0.0	
Financial auditing.....		541211-4	2.2	1.4	-0.3	-0.8	-0.1	0.1	
Tax preparation and planning.....		541211-5	-2.3	1.2	1.1	0.7	0.1	0.6	
Bookkeeping and compilation.....		541211-9	5.1	0.6	0.8	-0.4	0.1	0.1	
Other accounting services.....	541219		6.3	1.1	0.1	0.3	-0.1	0.0	
Primary services.....		541219-P	6.2	1.1	0.1	0.3	-0.1	0.0	
Other accounting services (non-CPA firms).....		541219-1	6.2	1.1	0.1	0.3	-0.1	0.0	
Architectural, engineering and related services.....	5413		2.0	0.0	0.0	0.4	0.1	-0.1	
Architectural services.....	54131		2.5	0.2	0.4	0.1	0.2	0.0	
Architectural services.....	541310		2.5	0.2	0.4	0.1	0.2	0.0	
Primary services.....		541310-P	2.3	0.2	0.4	0.1	0.2	0.0	
Residential building projects.....		541310-1	3.2	0.0	0.9	0.0	0.0	0.0	
Nonresidential building projects.....		541310-7	2.0	0.2	0.3	0.1	0.2	0.0	
Commercial and industrial building projects.....		541310-71	1.7	0.2	0.1	0.1	0.0	0.0	
Institutional building projects.....		541310-72	2.5	0.3	0.6	0.1	0.4	0.0	
Other architectural services, incl. historic restoration & architectural consulting services.....		541310-8	5.9	0.0	0.2	0.0	0.0	0.0	
Engineering services.....	54133		1.9	0.0	0.0	0.5	0.1	-0.1	
Engineering services.....	541330		1.9	0.0	0.0	0.5	0.1	-0.1	
Primary services.....		541330-P	2.1	0.0	0.0	0.5	0.1	-0.1	
Building related engineering projects.....		541330-1	0.6	0.0	0.0	0.2	0.0	0.0	
Residential building engineering projects.....		541330-101	1.0	0.0	0.0	0.6	0.0	0.0	
Commercial, public, and institutional building engineering projects.....		541330-102	1.9	0.1	0.0	0.5	0.0	0.0	
Industrial and manufacturing plant and process engineering projects.....		541330-103	0.1	0.0	0.0	0.1	0.0	0.0	
Non-building related engineering projects.....		541330-2	3.3	0.0	0.0	0.7	0.2	-0.2	
Transportation engineering projects.....		541330-201	2.3	0.0	0.0	0.4	1.0	-0.9	
Highway and roadway engineering projects.....		541330-20101	1.6	0.0	-0.2	0.5	0.1	-0.2	
Other transportation engineering projects, including mass transit engineering projects.....		541330-20102	3.1	-0.1	0.1	0.2	2.2	-1.6	
Municipal utility and power generation and distribution engineering projects.....		541330-202	3.3	0.0	0.0	1.6	0.0	0.0	
All other non-building related engineering projects.....		541330-203	4.1	0.0	-0.1	0.2	0.0	0.0	
Other receipts.....		541330-SM	-	0.1	0.0	0.0	0.0	0.0	
Management and technical consulting services.....	5416		18.7	-0.1	-0.1	1.2	-0.4	-0.2	
Management consulting services.....	54161		18.7	-0.1	-0.1	1.2	-0.4	-0.2	
Management consulting services.....	541610		18.7	-0.1	-0.1	1.2	-0.4	-0.2	
Primary services.....		541610-P	18.7	-0.1	-0.1	1.2	-0.4	-0.2	
Administrative and general management consulting services.....		541610-1	23.1	-0.1	0.0	0.6	0.1	0.0	
Marketing consulting services.....		541610-3	0.2	0.0	0.0	0.0	0.0	0.0	
Process, physical distribution and logistics consulting services.....		541610-4	2.1	-1.0	-0.4	4.8	-0.7	-1.3	
Human resources consulting services.....		541610-5	5.1	1.7	-1.6	3.4	-5.0	-0.4	
Other management consulting services.....		541610-8	0.2	0.0	-0.1	0.4	0.0	-0.4	
Advertising agencies.....	54181		-0.7	-0.1	0.0	-0.1	-0.7	0.0	
Advertising agencies.....	541810		-0.7	-0.1	0.0	-0.1	-0.7	0.0	
Primary services.....		541810-P	-0.8	-0.1	0.0	-0.1	-0.7	0.0	
Advertising agency services.....		541810-4	-	-	-	-0.1	-0.7	0.0	
Advertising creative services billed separately.....		541810-401	-3.4	0.0	0.0	-0.3	-3.2	0.0	
Advertising placement services, including bundled placement and creative services.....		541810-402	0.0	-0.1	0.0	0.0	0.0	0.0	
Other advertising services billed separately.....		541810-403	0.0	0.0	0.0	0.0	0.0	0.0	
Other receipts.....		541810-SM	0.0	0.0	0.0	0.0	0.0	0.0	
Employment services.....	5613		5.1	-0.1	0.0	0.2	0.8	0.9	
Employee leasing services.....	56133		2.9	0.0	0.1	0.1	0.0	0.0	
Professional employer organizations.....	561330		2.9	0.0	0.1	0.1	0.0	0.0	
Primary services.....		561330-P	2.9	0.0	0.1	0.1	0.0	0.0	
Co-employment staffing.....		561330-1	2.9	0.0	0.1	0.1	0.0	0.0	

See footnotes at end of table.

Table 12. Producer price index percentage changes for the net output of selected industries and their products, not seasonally adjusted — Continued
 [December 2021]

Title ¹	Industry code	Product code	Unadjusted 12-month percent change ²	Unadjusted 1-month percent change ²				
				Dec. 2020 to Dec. 2021 ^P	July to Aug.	Aug. to Sept. ^P	Sept. to Oct. ^P	Oct. to Nov. ^P
Staffing services (except PEOs).....	56138		6.5	-0.1	0.0	0.2	1.4	1.5
Staffing services (except PEOs).....	561380		6.6	-0.1	0.0	0.2	1.4	1.5
Primary services.....		561380-P	6.7	-0.2	0.0	0.2	1.4	1.4
Temporary help services.....		561380-1	7.2	-0.4	0.1	0.4	1.5	1.5
Temporary help services, office and clerical.....		561380-101	3.5	-5.2	-0.9	2.9	1.1	0.4
Temporary help services, light and heavy industrial.....		561380-102	3.9	1.0	1.1	-2.5	1.9	1.0
Temporary help services, technical and professional.....		561380-103	7.0	1.0	-1.5	0.6	0.5	0.4
Temporary help services, medical.....		561380-104	38.4	-1.5	4.0	4.1	5.8	8.0
Temporary help services, other.....		561380-105	-5.3	0.2	0.3	-0.5	0.1	0.5
Employment placement services.....		561380-2	3.2	1.8	0.7	-2.0	0.2	1.3
Executive search services.....		561380-3	0.6	1.0	-2.5	-0.6	1.4	-0.1
Travel agencies.....	56151		-0.3	0.0	0.6	-1.6	-0.4	-0.9
Travel agencies.....	561510		-0.4	0.0	0.6	-1.6	-0.4	-0.9
Primary services.....		561510-P	-0.3	0.0	0.6	-1.7	-0.4	-0.9
Flight bookings.....		561510-1	-11.2	0.6	0.8	-1.2	0.3	0.2
Domestic flight bookings.....		561510-111	-26.2	-0.1	0.2	0.6	0.5	-0.2
International flight bookings.....		561510-112	1.4	1.0	1.1	-2.2	0.2	0.4
Other travel agency services, except flight bookings.....		561510-2	4.9	-0.2	0.6	-1.9	-0.7	-1.3
Hotel and car rental bookings.....		561510-211	19.1	-0.1	-1.4	-5.0	0.7	1.0
Hotel bookings.....		561510-2111	16.9	0.0	-0.8	-4.2	0.3	0.9
Car rental bookings.....		561510-2112	29.8	-0.5	-4.4	-8.4	2.9	1.9
Cruise and tour bookings.....		561510-222	6.3	-0.7	3.7	-3.5	-3.6	-6.7
Cruise bookings.....		561510-2221	7.9	4.7	-0.3	-9.5	-5.1	-5.5
Packaged tour bookings.....		561510-2222	5.3	-4.3	6.6	0.5	-2.7	-7.4
All other travel agency services.....		561510-233	0.0	0.0	0.0	0.0	0.0	0.0
Security guards and patrol services.....	561612		5.8	1.1	1.0	0.6	0.0	0.5
Primary services.....		561612-P	5.8	1.1	1.0	0.6	0.0	0.5
Security guard services.....		561612-1	5.8	1.1	1.0	0.6	0.0	0.5
Janitorial services.....	56172		5.2	0.0	0.4	0.2	0.3	2.4
Janitorial services.....	561720		5.1	0.0	0.4	0.2	0.3	2.4
Primary services.....		561720-P	5.4	0.0	0.4	0.2	0.3	2.5
Janitorial cleaning services.....		561720-5	5.4	0.0	0.4	0.2	0.3	2.5
Nonresidential cleaning services.....		561720-51	5.1	0.0	0.4	0.2	0.3	2.8
Residential cleaning services.....		561720-52	8.1	0.0	0.5	0.0	0.0	0.0
Waste collection.....	5621		3.6	0.3	0.4	0.9	0.1	0.1
Waste collection.....	56211		3.6	0.3	0.4	0.9	0.1	0.1
Solid waste collection.....	562111		3.6	0.3	0.4	0.9	0.1	0.1
Primary services.....		562111-P	4.0	0.3	0.4	1.0	0.1	0.2
Solid waste collection services.....		562111-2	4.0	0.3	0.4	1.0	0.1	0.2
Offices of physicians.....	6211		4.4	0.0	0.2	0.1	0.3	0.2
Offices of physicians.....	62111		4.4	0.0	0.2	0.1	0.3	0.2
Offices of physicians, except mental health.....	621111		4.4	0.0	0.2	0.1	0.3	0.2
Primary services.....		621111-P	4.5	0.0	0.2	0.1	0.3	0.2
One and two physician practices and single specialty group practices.....		621111-4	3.2	0.0	0.3	0.0	0.0	0.0
General/family practice.....		621111-411	3.3	0.0	0.7	0.2	0.0	0.0
Internal medicine.....		621111-412	6.7	0.0	0.0	0.0	0.0	0.0
General surgery and other surgical specialties.....		621111-413	-0.1	0.0	0.0	0.0	0.0	0.0
Pediatrics.....		621111-414	6.3	0.0	3.1	0.0	0.0	0.0
Obstetrics/gynecology.....		621111-415	0.8	0.0	0.0	0.0	0.0	0.0
Other specialty.....		621111-419	1.3	0.0	0.0	0.0	0.2	0.0
Multispecialty group practice.....		621111-5	8.0	0.0	0.2	0.2	0.9	0.8
Offices of dentists.....	6212		1.5	0.3	0.2	0.0	0.0	0.0
Offices of dentists.....	62121		1.5	0.3	0.2	0.0	0.0	0.0
Offices of dentists.....	621210		1.5	0.3	0.2	0.0	0.0	0.0
Primary services.....		621210-P	1.5	0.3	0.2	0.0	0.0	0.0
Dental visits and consultations.....		621210-1	2.0	0.9	0.7	0.0	0.0	0.0
Private insurance patients: dental visits and consultations.....		621210-11	1.6	1.1	0.0	0.0	0.0	0.0
Medicare, Medicaid and all other patients: dental visits and consultations.....		621210-12	2.6	0.5	1.6	0.0	0.0	0.0
Dental surgical intervention services.....		621210-2	1.1	0.0	0.0	0.0	0.0	0.0
Private insurance patients: dental surgical intervention services.....		621210-21	0.0	0.0	0.0	0.0	0.0	0.0

See footnotes at end of table.

Table 12. Producer price index percentage changes for the net output of selected industries and their products, not seasonally adjusted — Continued
 [December 2021]

Title ¹	Industry code	Product code	Unadjusted 12-month percent change ²	Unadjusted 1-month percent change ²				
				Dec. 2020 to Dec. 2021 ^P	July to Aug.	Aug. to Sept. ^P	Sept. to Oct. ^P	Oct. to Nov. ^P
Offices of dentists - Continued								
Medicare, Medicaid and all other patients: dental surgical intervention services..		621210-22	2.7	0.0	0.0	0.0	0.0	0.0
Dental non-surgical intervention services.....		621210-3	1.4	0.0	0.0	0.0	0.0	0.0
Private insurance patients: dental non-surgical intervention services.....		621210-31	0.4	0.0	0.0	0.0	0.0	0.0
Medicare, Medicaid and all other patients: dental non-surgical intervention services.....		621210-32	2.5	0.0	0.0	0.0	0.0	0.0
Medical and diagnostic laboratories.....	6215		-0.2	0.0	0.1	-0.1	0.0	0.0
Medical and diagnostic laboratories.....	62151		-0.2	0.0	0.1	-0.1	0.0	0.0
Medical laboratories.....	621511		0.0	0.0	-0.1	-0.1	0.0	0.0
Primary services.....		621511-P	0.0	0.0	-0.1	-0.1	0.0	0.0
Medical laboratory services.....		621511-2	0.0	0.0	-0.1	-0.1	0.0	0.0
Medicare patients.....		621511-23	0.1	0.0	0.0	0.0	0.0	0.0
Medicaid patients.....		621511-24	-0.9	0.0	0.0	0.0	-0.1	0.0
Private insurance patients.....		621511-25	0.1	0.0	-0.1	-0.2	0.0	0.0
All other patients.....		621511-26	0.0	0.0	0.0	0.0	0.0	0.0
Diagnostic imaging centers.....	621512		-0.5	0.0	0.3	0.0	0.0	0.0
Primary services.....		621512-P	-0.6	0.0	0.3	0.0	0.0	0.0
Diagnostic imaging services.....		621512-4	-0.6	0.0	0.3	0.0	0.0	0.0
Medicare and Medicaid patients.....		621512-41	0.7	0.0	1.1	0.0	0.0	0.0
Private insurance and all other patients.....		621512-42	-0.9	0.0	0.0	0.0	0.0	0.0
Home health care services.....	6216		1.8	0.0	0.0	0.7	0.0	0.0
Home health care services.....	62161		1.8	0.0	0.0	0.7	0.0	0.0
Home health care services.....	621610		1.8	0.0	0.0	0.7	0.0	0.0
Primary services.....		621610-P	1.7	0.0	0.0	0.6	0.0	0.0
Medicare and Medicaid patients.....		621610-3	1.6	0.0	0.0	0.7	0.0	0.0
Medicare patients.....		621610-31	1.9	0.0	0.0	0.7	0.0	0.0
Medicaid patients.....		621610-32	1.2	0.1	0.0	0.7	0.1	0.0
Private insurance and all other patients.....		621610-4	2.5	0.0	0.0	0.0	0.0	0.0
Private insurance patients.....		621610-41	0.0	0.0	0.0	0.0	0.0	0.0
All other patients.....		621610-42	3.8	0.0	0.0	0.0	0.0	0.0
Other receipts.....		621610-SM	3.4	0.0	0.0	2.9	0.0	0.0
All other ambulatory health care services.....	62199		1.9	-0.2	0.0	0.3	0.3	0.3
Blood and organ banks.....	621991		1.9	-0.2	0.0	0.3	0.3	0.3
Primary services.....		621991-P	1.8	-0.2	-0.1	0.3	0.3	0.3
Human blood services.....		621991-1	1.7	-0.1	0.1	0.5	-0.1	0.1
Human red blood and whole blood services.....		621991-12	0.1	-0.1	0.0	0.6	0.0	0.1
Human blood plasma services.....		621991-13	2.5	-0.1	0.1	0.1	-0.4	0.0
Human blood platelet and other blood services.....		621991-14	10.5	0.2	0.3	0.7	0.2	0.1
Human organ, bone, tissue, and other bank services.....		621991-2	2.2	-0.6	-0.5	-0.1	1.4	0.9
Other receipts.....		621991-SM	2.5	0.3	2.3	-0.8	-0.9	0.1
Hospitals.....	622		2.4	0.2	0.0	0.1	0.1	0.2
General medical and surgical hospitals.....	6221		2.4	0.1	0.0	0.1	0.1	0.2
General medical and surgical hospitals.....	62211		2.4	0.1	0.0	0.1	0.1	0.2
General medical and surgical hospitals.....	622110		2.4	0.1	0.0	0.1	0.1	0.2
Primary services.....		622110-P	2.6	0.2	0.0	0.1	0.1	0.2
Certain infectious and parasitic diseases.....		622110-201	4.2	0.0	0.0	0.5	0.6	0.5
Neoplasms.....		622110-202	9.9	1.1	-0.5	-1.2	-0.1	0.4
Diseases of the blood & blood-forming organs & certain disorders involving the immune mechanism.....		622110-203	2.6	0.0	0.0	2.1	0.0	0.0
Endocrine, nutritional and metabolic diseases.....		622110-204	0.6	-0.4	0.0	1.0	1.9	0.0
Mental and behavioural disorders.....		622110-205	6.0	5.9	0.0	-0.6	0.0	0.0
Diseases of the nervous system.....		622110-206	0.2	0.6	-0.1	0.0	0.0	0.7
Diseases of the circulatory system.....		622110-209	-0.1	0.0	0.0	0.2	0.0	0.0
Diseases of the respiratory system.....		622110-210	3.1	0.1	0.0	0.9	0.0	0.1
Diseases of the digestive system.....		622110-211	4.0	0.2	0.0	0.5	0.0	0.0
Diseases of the skin and subcutaneous tissue.....		622110-212	-5.1	0.0	0.0	0.5	0.0	1.4
Diseases of the musculoskeletal system and connective tissue.....		622110-213	2.1	-0.3	0.7	0.6	0.0	0.5
Diseases of the genitourinary system.....		622110-214	2.7	0.0	0.0	0.0	0.1	0.2
Pregnancy, childbirth and the puerperium.....		622110-215	6.4	1.0	2.4	0.1	0.0	0.3
Certain conditions originating in the perinatal period.....		622110-216	4.5	3.4	0.0	0.0	0.0	0.0

See footnotes at end of table.

Table 12. Producer price index percentage changes for the net output of selected industries and their products, not seasonally adjusted — Continued
 [December 2021]

Title ¹	Industry code	Product code	Unadjusted 12-month percent change ²	Unadjusted 1-month percent change ²				
				Dec. 2020 to Dec. 2021 ^P	July to Aug.	Aug. to Sept. ^P	Sept. to Oct. ^P	Oct. to Nov. ^P
General medical and surgical hospitals - Continued								
Symptoms, signs and abnormal clinical and laboratory findings, not elsewhere classified.....		622110-218	-0.9	0.1	0.0	0.0	0.0	0.0
Injury, poisoning and certain other consequences of external causes.....		622110-219	-1.4	-2.2	0.1	0.0	0.0	0.0
Factors influencing health status and contact with health services.....		622110-221	2.4	-0.4	0.0	0.3	0.0	0.0
Other diseases.....		622110-223	2.7	2.1	0.0	-0.1	0.0	0.5
Psychiatric and substance abuse hospitals.....	6222		3.0	0.0	0.8	0.2	0.0	0.0
Psychiatric and substance abuse hospitals.....	62221		3.0	0.0	0.8	0.2	0.0	0.0
Psychiatric and substance abuse hospitals.....	622210		3.0	0.0	0.8	0.2	0.0	0.0
Primary services.....		622210-P	3.0	0.0	0.8	0.2	0.0	0.0
Psychiatric hospitals.....		622210-3	3.2	-0.1	0.8	0.2	0.0	0.0
Medicare patients: psychiatric hospitals.....		622210-31	0.8	0.0	0.0	0.3	0.0	0.0
Medicaid patients: psychiatric hospitals.....		622210-32	-0.8	-0.5	0.0	0.5	0.0	0.0
Private insurance and all other patients: psychiatric hospitals.....		622210-33	5.2	0.1	1.3	0.1	0.0	0.0
Other specialty hospitals.....	6223		1.1	1.6	-0.4	-0.6	0.2	0.0
Other specialty hospitals.....	62231		1.1	1.6	-0.4	-0.6	0.2	0.0
Other specialty hospitals.....	622310		1.1	1.6	-0.4	-0.6	0.2	0.0
Primary services.....		622310-P	1.1	1.8	-0.5	-0.6	0.3	0.0
Specialty, except psychiatric and substance abuse, hospitals.....		622310-6	1.1	1.8	-0.5	-0.6	0.3	0.0
Medicare patients.....		622310-61	-0.6	-0.3	-1.2	-0.4	0.4	0.0
Medicaid patients.....		622310-62	1.6	0.0	0.3	1.7	2.5	0.0
Private insurance and all other patients.....		622310-63	1.9	3.0	-0.2	-1.1	-0.1	0.0
Nursing care facilities.....	6231		0.8	0.3	0.0	0.2	0.2	0.0
Nursing care facilities.....	62311		0.8	0.3	0.0	0.2	0.2	0.0
Nursing care facilities.....	623110		0.8	0.3	0.0	0.2	0.2	0.0
Primary services.....		623110-P	0.9	0.4	0.0	0.2	0.2	0.0
Medicare and Medicaid patients.....		623110-1	1.6	0.5	0.0	0.4	0.3	-0.2
Medicaid patients.....		623110-101	1.9	0.8	-0.1	-0.3	0.5	-0.3
Medicare patients.....		623110-102	1.3	0.0	0.0	1.4	0.0	0.0
Private insurance and all other patients.....		623110-3	-0.1	0.2	0.0	-0.1	0.0	0.2
Private insurance patients.....		623110-301	0.7	0.0	0.0	0.0	0.0	0.0
All other patients.....		623110-302	-0.2	0.2	-0.1	-0.1	0.0	0.2
Residential developmental disability homes.....	62321		3.6	0.3	0.0	0.3	0.0	0.3
Residential developmental disability homes.....	623210		3.6	0.3	0.0	0.3	0.0	0.3
Primary services.....		623210-P	3.4	0.3	0.0	0.0	0.0	0.3
Residential intellectual and developmental disability services.....		623210-1	3.4	0.3	0.0	0.0	0.0	0.3
Medicaid patients.....		623210-11	3.5	0.4	0.0	0.0	0.0	0.1
Non-Medicaid patients.....		623210-12	2.8	0.0	0.0	0.0	0.0	1.3
Amusement and theme parks.....	7131		9.3	0.1	-1.9	3.9	3.4	1.4
Amusement and theme parks.....	71311		9.3	0.1	-1.9	3.9	3.4	1.4
Amusement and theme parks.....	713110		9.3	0.1	-1.9	3.9	3.4	1.4
Primary services.....		713110-P	9.0	0.0	-2.0	4.4	3.0	1.2
Amusement and theme park admissions.....		713110-1	6.7	0.0	-2.6	6.9	0.4	2.0
Amusement and theme park food and beverage sales.....		713110-2	8.1	0.0	-1.6	0.6	0.0	0.0
Amusement and theme park merchandise sales, games, and other services.....		713110-3	18.7	0.2	0.0	0.0	16.3	-0.6
Other receipts.....		713110-SM	12.4	0.7	-1.0	-1.2	7.3	3.4
Golf courses and country clubs.....	71391		2.5	0.3	-0.1	-0.2	2.1	1.4
Golf courses and country clubs.....	713910		2.5	0.3	-0.1	-0.2	2.1	1.4
Primary services.....		713910-P	2.1	0.4	-0.1	-0.2	1.6	1.5
Membership dues and fees.....		713910-1	2.2	0.8	0.0	0.0	0.0	0.0
Greens and guest fees.....		713910-2	1.9	0.0	-1.0	-1.1	7.1	6.4
Food and beverage sales.....		713910-3	4.5	0.0	0.3	0.0	0.2	0.0
Equipment rentals and all other golf services.....		713910-4	-6.8	0.0	0.0	0.2	0.0	0.0
Fitness and recreational sports centers.....	71394		4.2	0.0	0.5	0.4	0.0	0.0
Fitness and recreational sports centers.....	713940		4.2	0.0	0.5	0.4	0.0	0.0
Primary services.....		713940-P	4.9	0.0	0.7	0.2	0.0	0.0
Fitness and recreational facility memberships.....		713940-1	5.5	0.0	0.9	0.0	0.0	0.0
Recreational facility admissions, classes, and other fitness center services.....		713940-2	2.6	0.0	0.0	0.8	0.0	0.0
Other receipts.....		713940-SM	2.0	0.2	0.0	0.9	0.0	0.0

See footnotes at end of table.

Table 12. Producer price index percentage changes for the net output of selected industries and their products, not seasonally adjusted — Continued
 [December 2021]

Title ¹	Industry code	Product code	Unadjusted 12-month percent change ²	Unadjusted 1-month percent change ²				
			Dec. 2020 to Dec. 2021 ^P	July to Aug.	Aug. to Sept. ^P	Sept. to Oct. ^P	Oct. to Nov. ^P	Nov. to Dec. ^P
Accommodation.....	721		13.3	-0.9	-2.7	0.4	0.2	-0.9
Accommodation.....	7211		13.3	-0.9	-2.7	0.4	0.2	-0.9
Hotels (exc casino hotels) and motels.....	72111		16.4	-0.7	-3.7	0.7	-0.1	0.5
Hotels and motels, except casino hotels.....	721110		16.4	-0.7	-3.7	0.7	-0.1	0.5
Primary services.....		721110-P	16.6	-0.7	-3.7	0.8	-0.2	0.6
Guestroom rental.....		721110-1	20.5	-1.1	-4.8	1.0	-0.3	0.3
Limited service hotels and motels guestroom rental.....		721110-101	17.9	0.0	-2.9	-1.5	-4.0	-4.3
Full service hotels and motels guestroom rental.....		721110-102	30.6	2.6	1.7	-3.3	-0.5	-6.9
Luxury and resort hotels guestroom rental.....		721110-103	14.4	-4.1	-10.5	5.4	0.6	7.1
Hotel and motel food and beverage and related services.....		721110-2	7.7	0.5	0.2	0.3	0.5	1.7
Hotel and motel food and nonalcoholic beverage and related services.....		721110-201	7.9	0.6	0.1	0.3	0.3	2.0
Hotel and motel alcoholic beverage and related services.....		721110-202	6.7	-0.3	0.3	0.4	1.4	0.3
Other hotel and motel services.....		721110-5	2.2	0.7	-0.1	-0.4	-0.1	0.9
Other receipts.....		721110-SM1	-5.4	4.9	-4.1	-5.5	2.7	-6.2
Casino hotels.....	72112		5.8	-1.5	-0.1	-0.2	1.1	-4.5
Casino hotels.....	721120		5.9	-1.5	-0.1	-0.2	1.1	-4.5
Primary services.....		721120-P	6.0	-1.5	0.0	-0.2	1.1	-4.5
Casino hotel guestroom rental.....		721120-1	31.4	-2.2	-1.2	-6.1	-6.9	-9.0
Casino hotel food and beverage and related services.....		721120-2	8.6	0.0	0.0	0.7	0.7	0.6
Casino hotel food and nonalcoholic beverage and related services.....		721120-201	11.4	-0.2	0.0	1.1	0.6	1.9
Casino hotel alcoholic beverage and related services.....		721120-202	3.7	0.5	0.0	0.0	0.9	-1.8
Casino gaming receipts.....		721120-5	1.3	-1.9	0.4	1.3	3.5	-5.1
Other casino hotel services.....		721120-6	1.3	0.0	0.0	0.0	0.0	0.0
Other receipts.....		721120-SM1	-6.2	6.1	-11.7	-2.5	2.8	-7.9
Commercial machinery repair and maintenance.....	8113		8.1	0.0	0.0	2.8	0.2	0.0
Commercial machinery repair and maintenance.....	81131		8.1	0.0	0.0	2.8	0.2	0.0
Commercial machinery repair and maintenance.....	811310		8.1	0.0	0.0	2.8	0.2	0.0
Primary services.....		811310-P	4.5	0.0	0.0	1.2	0.3	0.0
Maintenance and repair services for agricultural, construction, and mining machinery.....		811310-5	10.3	0.1	0.0	3.9	0.0	0.0
Maintenance and repair services for commercial and service industry machinery.....		811310-6	3.7	0.0	0.0	1.1	0.0	0.0
Maintenance and repair services for industrial machinery.....		811310-7	0.8	0.0	0.0	0.0	0.0	0.0
Maintenance and repair services for general purpose machinery.....		811310-8	7.3	0.0	0.0	0.0	2.3	0.0
Other receipts.....		811310-SM	17.7	0.0	0.0	6.8	0.0	0.0
Special indexes								
New nonresidential building construction by contractor type/region.....	236400		12.1	0.2	0.2	6.0	0.3	0.3
General contractors.....		236400-1	11.8	0.2	-0.1	6.1	0.1	0.2
General contractors, Northeast.....		236400-11	7.7	0.0	-1.1	5.5	0.1	-0.1
General contractors, South.....		236400-12	11.9	0.3	0.1	7.5	0.1	0.1
General contractors, Midwest.....		236400-13	10.4	0.1	0.2	5.7	-0.1	0.0
General contractors, West.....		236400-14	15.6	0.2	0.2	5.0	0.0	0.7
Plumbing, heating, and air conditioning contractors.....		236400-221	7.0	0.1	0.1	0.8	0.7	0.6
Plumbing, heating, and air conditioning contractors, Northeast.....		236400-2211	9.7	0.0	-1.2	0.7	0.9	0.9
Plumbing, heating, and air conditioning contractors, South.....		236400-2212	3.2	0.0	0.6	1.0	0.1	0.1
Plumbing, heating, and air conditioning contractors, Midwest.....		236400-2213	7.8	0.2	0.6	0.2	1.8	-0.1
Plumbing, heating, and air conditioning contractors, West.....		236400-2214	9.8	0.1	0.1	1.3	0.5	1.5
Electrical contractors.....		236400-222	9.6	0.3	0.0	6.2	1.0	0.1
Electrical contractors, Northeast.....		236400-2221	11.0	1.0	-0.4	6.3	1.2	0.0
Electrical contractors, South.....		236400-2222	9.6	0.2	0.2	7.0	0.9	0.1
Electrical contractors, Midwest.....		236400-2223	8.9	0.0	0.0	5.5	0.5	0.0
Electrical contractors, West.....		236400-2224	9.0	0.2	0.1	5.6	1.3	0.1
Roofing contractors.....		236400-223	4.3	-0.1	-0.4	0.9	-0.4	0.5
Roofing contractors, Northeast.....		236400-2231	7.4	0.0	0.0	4.0	-0.9	0.3
Roofing contractors, South.....		236400-2232	3.4	-	-1.0	1.5	-0.7	1.0
Roofing contractors, Midwest.....		236400-2233	8.6	0.0	0.1	2.1	0.0	0.5
Roofing contractors, West.....		236400-2234	-0.9	-0.5	0.0	-3.5	0.0	0.0
Poured concrete foundation and structure contractors.....		236400-224	19.4	0.2	0.4	12.5	0.1	0.2
Poured concrete foundation and structure contractors, Northeast.....		236400-2241	13.2	0.1	0.0	10.2	0.1	0.0
Poured concrete foundation and structure contractors, South.....		236400-2242	23.7	0.1	1.0	14.5	0.0	0.1
Poured concrete foundation and structure contractors, Midwest.....		236400-2243	18.8	0.1	0.2	12.1	0.7	0.7
Poured concrete foundation and structure contractors, West.....		236400-2244	16.7	0.7	0.0	11.3	-0.2	0.0
New nonresidential building construction by region.....	236500		12.2	0.2	0.1	6.1	0.3	0.3

See footnotes at end of table.

Table 12. Producer price index percentage changes for the net output of selected industries and their products, not seasonally adjusted — Continued
 [December 2021]

Title ¹	Industry code	Product code	Unadjusted 12-month percent change ²	Unadjusted 1-month percent change ²				
				Dec. 2020 to Dec. 2021 ^p	July to Aug.	Aug. to Sept. ^p	Sept. to Oct. ^p	Oct. to Nov. ^p
New nonresidential building construction by region - Continued								
New nonresidential building construction, Northeast		236500-1	12.5	0.2	0.0	5.9	0.4	0.1
New nonresidential building construction, South		236500-2	10.1	0.2	0.2	5.9	0.3	0.4
New nonresidential building construction, Midwest		236500-3	12.9	0.2	0.2	6.5	0.3	0.0
New nonresidential building construction, West		236500-4	14.2	0.2	0.1	6.1	0.3	0.4
Nonresidential building maintenance & repair	2381MR		10.1	1.9	1.4	0.5	0.6	0.3
General medical and surgical hospitals by patient type.....								
	62211A							
Medicare patients		62211A-2	1.2	0.0	0.0	0.7	0.0	0.0
Medicaid patients		62211A-4	1.4	0.0	0.0	0.0	0.0	0.0
Private insurance and all other patients		62211A-6	3.6	0.3	0.1	-0.1	0.1	0.3
Private insurance patients		62211A-61	3.5	0.3	0.1	-0.2	0.1	0.4
All other patients		62211A-62	3.9	0.1	-0.1	0.5	0.1	0.0
Premiums for property and casualty insurance ³								
	924126		-0.6	0.0	0.1	0.0	0.0	0.1
Primary services		924126-P	-0.6	0.0	0.1	0.0	0.0	0.1
Premiums for private passenger auto insurance		924126-1	-1.7	0.0	0.0	-0.1	0.0	0.0
Premiums for homeowner's insurance		924126-2	1.2	0.1	0.4	0.1	-0.1	0.4
Premiums for commercial auto insurance		924126-3	0.8	0.0	0.4	0.0	-0.2	-0.2
Premiums for non-auto liability insurance		924126-4	0.7	-0.1	0.0	0.0	0.0	0.0
Premiums for medical malpractice insurance		924126-402	1.0	0.0	0.0	0.0	0.0	0.0
Premiums for product and other non-auto liability insurance		924126-403	0.6	-0.1	0.0	0.0	0.0	0.0
Premiums for commercial multiple peril insurance		924126-5	0.8	-0.1	0.1	0.0	0.0	1.1
Premiums for worker's compensation insurance		924126-6	-1.6	0.0	-0.1	0.0	0.0	0.0
Premiums for other property and casualty insurance		924126-7	-0.3	0.0	0.0	0.0	0.1	-0.2

¹ Industry and product class indexes may include products not shown separately.

² All indexes are subject to revision for 4 months after their originally scheduled publication to incorporate late reports and corrections by survey respondents.

³ The special index for 924126, in which prices reflect premiums only, contrasts with the index shown elsewhere in this table for NAICS 524126, where prices reflect premiums plus the amount of investment income earned on the invested portion of the premium.

^p Preliminary

"-" Data not available.

n.e.c. = Not elsewhere classified.

NOTE: Titles of some industries and products are not shown in this table because they fail to meet our publication criteria.

Table 13. Producer price indexes and percentage changes for special commodity groupings, not seasonally adjusted

[December 2021, Index base 1982=100, unless otherwise indicated]

Title	Other index base	Commodity code		Unadjusted index ¹					Unadjusted 1-month percent change ¹	Unadjusted 12-month percent change ¹
		Group code	Item code	Aug. 2021	Sept. 2021 ^P	Oct. 2021 ^P	Nov. 2021 ^P	Dec. 2021 ^P	Nov. to Dec. ^P	Dec. 2020 to Dec. 2021 ^P
All commodities except farm products.....		SI	006111	235.223	237.914	243.016	245.387	242.816	-1.0	19.8
Industrial commodities less fuels.....		ILF	T15M05	238.534	239.970	242.762	245.408	246.527	0.5	16.6
Construction materials.....		SI	012011	313.083	317.174	322.192	328.813	334.547	1.7	34.9
Chemicals and allied products, including synthetic rubber and synthetic fibers and yarns.....		SI	020011	333.496	332.968	336.302	340.010	340.810	0.2	21.5
Lumber and plywood.....		SI	004011	293.104	272.995	286.060	296.737	334.428	12.7	17.6
Foods										
All foods.....		SI	013011	234.664	239.499	238.370	241.072	239.499	-0.7	14.0
Apples.....	06/08	SI	01102A	116.967	118.254	122.575	119.161	119.356	0.2	15.1
Berries.....	06/08	SI	01102B	127.049	124.848	119.104	256.825	207.655	-19.1	73.9
Processed foods.....		SI	095011	240.836	244.394	242.108	242.100	241.348	-0.3	12.9
Textiles										
Selected textile mill products.....		SI	134011	181.439	183.350	186.057	187.588	188.577	0.5	11.5
Hosiery.....		SI	092011	174.218	175.159	175.159	175.159	175.166	0.0	1.7
Underwear and nightwear.....		SI	094011	155.462	155.462	155.462	154.334	154.334	0.0	0.6
Metals										
Steel mill products, including fabricated wire products.....		SI	STEEL1	397.079	416.323	432.653	444.083	445.130	0.2	120.9
Finished steel mill products, excluding fabricated wire products.....		SI	STEEL2	404.038	424.512	442.207	455.363	455.259	0.0	134.9
Finished steel mill products, including fabricated wire products.....		SI	STEEL3	401.591	421.840	438.914	451.613	451.749	0.0	127.1
Special metals and metal products.....		SI	018011	237.192	239.894	243.667	247.537	247.747	0.1	25.8
Fabricated metal products.....		SI	017011	245.730	249.655	254.423	258.544	262.102	1.4	26.5
Copper and copper products.....		SI	019011	541.486	541.575	536.667	551.316	534.781	-3.0	20.5
Machinery										
Machinery and motive products.....		SI	093011	167.331	168.215	169.470	170.318	171.256	0.6	5.6
Machinery and equipment, except electrical.....		SI	089011	177.826	179.098	180.905	181.979	183.599	0.9	8.0
Agricultural machinery, including tractors.....		SI	024011	271.380	275.911	280.707	281.308	290.054	3.1	13.1
Metalworking machinery.....		SI	021011	214.625	214.767	219.073	219.275	220.786	0.7	5.7
Total tractors.....		SI	023011	243.322	245.843	252.575	253.437	259.422	2.4	9.7
Agriculture machinery and equipment, less parts.....		SI	021012	267.587	272.055	276.784	277.376	286.001	3.1	13.1
Agricultural machinery, excluding tractors.....		SI	024012	280.899	285.352	289.994	293.273	301.202	2.7	14.5
Medical										
Pharmaceutical preparations for human and veterinary use.....		SI	070011	821.476	821.899	822.390	822.522	822.398	0.0	1.3
Pharmaceuticals for human use, prescription.....	06/01	SI	07003	302.800	303.019	303.104	303.099	303.099	0.0	1.6
Pharmaceuticals for human use, non-prescription.....	06/01	SI	07006	136.700	137.046	137.662	137.950	137.576	-0.3	1.6
Health care services, Medicare patients.....	06/14	SI	HCARE1	112.830	112.806	113.640	113.648	113.648	0.0	3.3
Health care services, Medicaid patients.....	06/14	SI	HCARE2	109.379	109.384	109.471	109.622	109.557	-0.1	1.3
Health care services, private insurance patients.....	06/14	SI	HCARE3	117.215	117.797	117.765	117.915	118.254	0.3	3.2
Health care services, all other patients.....	06/14	SI	HCARE4	118.435	118.684	119.197	119.273	119.318	0.0	3.1

¹ All indexes are subject to revision for 4 months after their originally scheduled publication to incorporate late reports and corrections by survey respondents.

p Preliminary

NOTE: See next page for content of indexes on this table.

Table 13 commodity groupings include the following items:

All commodities except farm products: 02 through 15

Industrial commodities less fuels: 03, 04, and 06 through 15

Construction materials: 062101, 0721, 081105, 081106, 081107, 081203, 081204, 082, 0831, 0835, 086, 092, 101502, 101703, 101704, 10250163, 104101, 105, 106, 1071, 107301, 1074051, 107411, 10830225, 1142, 1147, 11490205, 11710143, 11710144, 11710147, 11710216, 11710217, 123101, 1232, 131105, 1321, 1322, 133, 134, 1361, 1362, 137, 1392, 1394, and 139501

Chemicals and allied products, including synthetic rubber and synthetic fibers: 031, 06 less 064, and 071102

Lumber and plywood: 081 and 083

All foods: 011, 017, and 02 less 0261, 0262, and 029

Apples: 01110208, 01110209, 01110211, 01110215, 01110216, 01110220, 01110229, 01110230

Berries: 01110222, 01110224, 01110225, 01110226, 01110227

Processed foods: 02 less 0261, 0262, and 029

Selected textile mill products: 0327, 03370104, 034, 0381080832, 03820312, 038303214, 038303215, and 1231

Hosiery: 03810831

Underwear and nightwear: 03810641, 03810642, 03810645, 03810646, 038106541, 03810761, 0381080832, 0381080835

Steel mill products, including fabricated wire products: 1017 and 1088

Finished steel mill products, excluding fabricated wire products: 1017 less 101702

Finished steel mill products, including fabricated wire products: 1017 and 1088 less 101702

Special metals and metal products: 10, 111, and 141

Fabricated metal products: 103 through 108

Copper and copper products: 10210201, 10220131, 102301, 102403, 102502, 10260314, and 102807013

Machinery and motive products: 11 and 14

Machinery and equipment except electrical: 111, 112, 113, 114, 115, 116, 118, and 119

Agriculture machinery, including tractors: 1114 less 111409

Metalworking machinery: 113A, 1132, 113304, 1137, and 1138

Total tractors: 111403 and 112A less 112A03

Agricultural machinery and equipment, less parts (old commodity code 111): 111 less 111409

Agricultural machinery, excluding tractors (old commodity code 112): 1114 less 111403

Pharmaceutical preparations for human and veterinary use: 0634 and 0638

Pharmaceuticals for human use, prescription: prescription pharmaceutical price quotes from 0638

Pharmaceuticals for human use, non-prescription: non-prescription pharmaceutical price quotes from 0638

Health care services, Medicare patients: Medicare price quotes from 511 and 512

Health care services, Medicaid patients: Medicaid price quotes from 511 and 512

Health care services, private insurance patients: Private insurance price quotes from 511 and 512

Health care services, all other patients: Price quotes from 511 and 512, less Medicare, Medicaid, and private insurance

Note: Weights for the above components are those used for the comprehensive All commodities index.

Table 14. Producer price indexes and percentage changes for net inputs to industries, excluding capital investment, labor, and imports; not seasonally adjusted
 [December 2021, Index base December 2014=100, unless otherwise indicated]

Title	Other index base	Commodity code		Unadjusted index ¹					Unadjusted 1-month percent change ¹	Unadjusted 12-month percent change ¹
		Group code	Item code	Aug. 2021	Sept. 2021 ^P	Oct. 2021 ^P	Nov. 2021 ^P	Dec. 2021 ^P	Nov. to Dec. ^P	Dec. 2020 to Dec. 2021 ^P
Construction										
Inputs to construction industries, excluding capital investment, labor, and imports.....		IP	230000	135.294	134.887	136.398	136.254	136.938	0.5	17.8
Inputs to construction industries, goods.....	06/86	IP	2300001	276.693	277.661	282.657	286.731	288.447	0.6	22.3
Inputs to construction industries, energy.....		IP	23000012	123.908	126.132	134.907	134.728	126.220	-6.3	51.7
Inputs to construction industries, goods less foods and energy....		IP	23000013	131.356	131.603	133.199	135.371	137.286	1.4	19.7
Inputs to construction industries, services.....		IP	2300002	143.444	141.591	141.688	138.089	138.565	0.3	11.2
Inputs to construction industries, trade services ²		IP	23000021	158.736	155.139	154.613	147.536	148.386	0.6	14.0
Inputs to construction industries, transportation and warehousing services.....		IP	23000022	123.056	124.687	127.273	130.722	131.311	0.5	17.8
Inputs to construction industries, services less trade, transportation, and warehousing.....		IP	23000023	117.208	117.347	117.645	117.978	117.689	-0.2	2.6
New construction										
Inputs to new construction, excluding capital investment, labor, and imports.....		IP	231000	135.722	135.389	136.911	136.904	137.648	0.5	18.3
Inputs to new construction, goods.....	06/86	IP	2310001	277.355	278.230	283.152	287.215	289.151	0.7	22.8
Inputs to new construction, energy.....		IP	23100012	123.042	124.999	133.571	133.242	124.794	-6.3	50.0
Inputs to new construction, goods less foods and energy.....		IP	23100013	132.271	132.510	134.130	136.310	138.293	1.5	20.6
Inputs to new construction, services.....		IP	2310002	143.216	141.584	141.701	138.341	138.785	0.3	11.3
Inputs to new construction, trade services ²		IP	23100021	159.793	156.338	155.777	148.647	149.431	0.5	14.8
Inputs to new construction, transportation and warehousing services.....		IP	23100022	123.056	124.687	127.273	130.722	131.311	0.5	17.8
Inputs to new construction, services less trade, transportation, and warehousing.....		IP	23100023	117.465	117.617	117.893	118.203	118.023	-0.2	2.7
Inputs to residential construction industries, excluding capital investment, labor, and imports.....		IP	231100	135.951	134.801	135.920	134.736	135.636	0.7	15.1
Inputs to residential construction industries, goods.....	06/86	IP	2311001	270.932	271.350	275.903	279.925	282.341	0.9	20.5
Inputs to residential construction industries, energy.....		IP	23110012	117.147	119.149	126.491	126.243	118.745	-5.9	47.5
Inputs to residential construction industries, goods less foods and energy.....		IP	23110013	130.547	130.563	132.209	134.349	136.384	1.5	18.6
Inputs to residential construction industries, services.....		IP	2311002	144.109	141.387	141.284	136.485	137.094	0.4	9.6
Inputs to residential construction industries, trade services ²		IP	23110021	155.216	150.977	150.317	142.721	143.580	0.6	10.6
Inputs to residential construction industries, transportation and warehousing services.....		IP	23110022	123.056	124.687	127.273	130.722	131.311	0.5	17.8
Inputs to residential construction industries, services less trade, transportation, and warehousing.....		IP	23110023	119.087	119.247	119.795	120.228	120.102	-0.1	3.3
Inputs to single family residential construction, excluding capital investment, labor, and imports.....		IP	231110	135.467	134.192	135.225	133.892	135.014	0.8	14.7
Inputs to single family residential construction, goods.....		IP	2311101	127.595	127.554	129.706	131.650	133.315	1.3	19.7
Inputs to single family residential construction, energy.....		IP	23111012	120.421	122.431	129.511	129.219	121.773	-5.8	45.7
Inputs to single family residential construction, goods less foods and energy.....		IP	23111013	131.008	130.812	132.640	134.797	137.187	1.8	18.3
Inputs to single family residential construction, services.....		IP	2311102	143.803	141.183	140.993	136.085	136.611	0.4	9.8
Inputs to single family residential construction, trade services ²		IP	23111021	153.718	149.865	149.210	141.913	142.668	0.5	10.7
Inputs to single family residential construction, transportation and warehousing services.....		IP	23111022	123.056	124.687	127.273	130.722	131.311	0.5	17.8
Inputs to single family residential construction, services less trade, transportation, and warehousing.....		IP	23111023	120.739	120.890	121.236	121.640	121.255	-0.3	2.7
Inputs to multifamily residential construction, excluding capital investment, labor, and imports.....		IP	231120	138.417	137.067	137.989	136.372	137.216	0.6	14.6
Inputs to multifamily residential construction, goods.....		IP	2311201	130.688	130.912	132.894	134.868	135.946	0.8	20.2
Inputs to multifamily residential construction, energy.....		IP	23112012	121.542	123.588	131.061	130.862	123.428	-5.7	46.2
Inputs to multifamily residential construction, goods less foods and energy.....		IP	23112013	133.528	133.595	135.123	137.320	139.165	1.3	18.5
Inputs to multifamily residential construction, services.....		IP	2311202	146.511	143.499	143.301	137.892	138.488	0.4	9.5
Inputs to multifamily residential construction, trade services ²		IP	23112021	158.069	153.381	152.626	144.096	144.959	0.6	10.2
Inputs to multifamily residential construction, transportation and warehousing services.....		IP	23112022	123.056	124.687	127.273	130.722	131.311	0.5	17.8
Inputs to multifamily residential construction, services less trade, transportation, and warehousing.....		IP	23112023	114.513	114.638	114.987	115.328	115.151	-0.2	3.7
Inputs to other residential construction, excluding capital investment, labor, and imports.....		IP	231130	134.740	133.747	134.839	133.730	134.488	0.6	15.1
Inputs to other residential construction, goods.....		IP	2311301	127.645	128.028	130.106	131.862	132.752	0.7	20.7
Inputs to other residential construction, energy.....		IP	23113012	117.614	119.642	127.185	126.951	119.324	-6.0	48.2
Inputs to other residential construction, goods less foods and energy.....		IP	23113013	128.759	128.956	130.416	132.397	134.249	1.4	18.5
Inputs to other residential construction, services.....		IP	2311302	143.105	140.480	140.402	135.893	136.494	0.4	9.4
Inputs to other residential construction, trade services ²		IP	23113021	156.015	151.678	150.969	143.389	144.249	0.6	10.7

See footnotes at end of table.

Table 14. Producer price indexes and percentage changes for net inputs to industries, excluding capital investment, labor, and imports; not seasonally adjusted — Continued
 [December 2021, Index base December 2014=100, unless otherwise indicated]

Title	Other index base	Commodity code		Unadjusted index ¹					Unadjusted 1-month percent change ¹	Unadjusted 12-month percent change ¹	
		Group code	Item code	Aug. 2021	Sept. 2021 ^P	Oct. 2021 ^P	Nov. 2021 ^P	Dec. 2021 ^P	Nov. to Dec. ^P	Dec. 2020 to Dec. 2021 ^P	
Inputs to other residential construction, transportation and warehousing services.....		IP	23113022	123.056	124.687	127.273	130.722	131.311	0.5	17.8	
Inputs to other residential construction, services less trade, transportation, and warehousing.....		IP	23113023	111.462	111.585	112.158	112.481	112.476	0.0	3.5	
Inputs to nonresidential construction, excluding capital investment, labor, and imports.....	06/10	IP	231200	133.731	133.916	135.618	136.372	136.995	0.5	19.6	
Inputs to nonresidential construction, goods.....		IP	2312001	139.797	140.367	142.843	144.875	145.744	0.6	23.2	
Inputs to nonresidential construction, energy.....		IP	23120012	123.590	125.812	134.597	134.421	125.917	-6.3	51.7	
Inputs to nonresidential construction, goods less foods and energy.....		IP	23120013	132.145	132.485	134.066	136.214	138.105	1.4	20.8	
Inputs to nonresidential construction, services.....		IP	2312002	140.210	139.614	139.939	138.124	138.319	0.1	12.6	
Inputs to nonresidential construction, trade services ²		IP	23120021	164.682	162.561	162.037	156.244	156.733	0.3	19.7	
Inputs to nonresidential construction, transportation and warehousing services.....		IP	23120022	123.056	124.687	127.273	130.722	131.311	0.5	17.8	
Inputs to nonresidential construction, services less trade, transportation, and warehousing.....		IP	23120023	111.435	111.558	111.872	112.151	111.909	-0.2	2.7	
Inputs to commercial and healthcare structures, excluding capital investment, labor, and imports.....		06/10	IP	231210	134.282	134.839	136.634	137.738	138.928	0.9	20.5
Inputs to commercial and healthcare structures, goods.....			IP	2312101	141.889	142.686	145.150	147.424	149.075	1.1	23.2
Inputs to commercial and healthcare structures, energy.....	IP		23121012	121.326	123.381	130.805	130.534	122.866	-5.9	46.8	
Inputs to commercial and healthcare structures, goods less foods and energy.....	IP		23121013	133.064	133.710	135.628	137.925	140.142	1.6	22.0	
Inputs to commercial and healthcare structures, services.....	IP		2312102	140.853	140.924	141.400	139.815	140.087	0.2	13.9	
Inputs to commercial and healthcare structures, trade services ²	IP		23121021	167.229	166.496	166.236	160.419	161.166	0.5	22.7	
Inputs to commercial and healthcare structures, transportation and warehousing services.....	IP		23121022	123.056	124.687	127.273	130.722	131.311	0.5	17.8	
Inputs to commercial and healthcare structures, services less trade, transportation, and warehousing.....	IP		23121023	111.822	111.972	112.200	112.544	112.220	-0.3	2.5	
Inputs to commercial structures, excluding capital investment, labor, and imports.....	06/10		IP	231211	134.679	135.319	137.088	138.239	139.303	0.8	20.7
Inputs to commercial structures, goods.....			IP	2312111	130.827	131.646	133.911	135.997	137.344	1.0	23.6
Inputs to commercial structures, energy.....		IP	23121112	121.350	123.415	130.954	130.693	122.968	-5.9	47.3	
Inputs to commercial structures, goods less foods and energy.....		IP	23121113	133.320	134.058	135.963	138.252	140.291	1.5	22.3	
Inputs to commercial structures, services.....		IP	2312112	141.688	141.826	142.205	140.786	141.054	0.2	13.8	
Inputs to commercial structures, trade services ²		IP	23121121	168.559	167.991	167.468	161.888	162.675	0.5	23.6	
Inputs to commercial structures, transportation and warehousing services.....		IP	23121122	123.056	124.687	127.273	130.722	131.311	0.5	17.8	
Inputs to commercial structures, services less trade, transportation, and warehousing.....		IP	23121123	115.284	115.431	115.691	116.041	115.719	-0.3	2.5	
Inputs to healthcare structures, excluding capital investment, labor, and imports.....		06/10	IP	231212	134.049	134.388	136.251	137.259	138.673	1.0	19.8
Inputs to healthcare structures, goods.....			IP	2312121	130.138	130.677	133.010	135.129	136.939	1.3	22.5
Inputs to healthcare structures, energy.....	IP		23121212	121.276	123.304	130.493	130.203	122.679	-5.8	45.9	
Inputs to healthcare structures, goods less foods and energy.....	IP		23121213	132.499	132.935	134.937	137.262	139.792	1.8	21.1	
Inputs to healthcare structures, services.....	IP		2312122	140.928	140.755	141.391	139.576	139.960	0.3	13.7	
Inputs to healthcare structures, trade services ²	IP		23121221	163.882	162.617	162.769	156.761	157.531	0.5	20.4	
Inputs to healthcare structures, transportation and warehousing services.....	IP		23121222	123.056	124.687	127.273	130.722	131.311	0.5	17.8	
Inputs to healthcare structures, services less trade, transportation, and warehousing.....	IP		23121223	112.598	112.776	112.964	113.389	113.222	-0.1	3.0	
Inputs to industrial structures, excluding capital investment, labor, and imports.....	06/10		IP	231220	133.137	133.568	134.932	135.847	136.644	0.6	18.5
Inputs to industrial structures, goods.....			IP	2312201	134.906	135.659	137.819	139.871	140.866	0.7	20.6
Inputs to industrial structures, energy.....		IP	23122012	122.544	124.693	132.914	132.700	124.555	-6.1	49.7	
Inputs to industrial structures, goods less foods and energy.....		IP	23122013	127.432	128.007	129.463	131.596	133.379	1.4	18.7	
Inputs to industrial structures, services.....		IP	2312202	144.933	144.654	144.297	142.630	143.054	0.3	13.9	
Inputs to industrial structures, trade services ²		IP	23122021	173.767	172.200	169.831	163.779	164.543	0.5	24.1	
Inputs to industrial structures, transportation and warehousing services.....		IP	23122022	123.056	124.687	127.273	130.722	131.311	0.5	17.8	
Inputs to industrial structures, services less trade, transportation, and warehousing.....		IP	23122023	113.838	113.951	114.214	114.443	114.494	0.0	3.0	
Inputs to other nonresidential construction, excluding capital investment, labor, and imports.....		06/10	IP	231230	133.248	133.323	135.011	135.639	136.106	0.3	19.3
Inputs to other nonresidential construction, goods.....			IP	2312301	138.700	139.211	141.670	143.569	144.219	0.5	22.9
Inputs to other nonresidential construction, energy.....	IP		23123012	120.778	122.908	131.407	131.434	123.892	-5.7	49.6	
Inputs to other nonresidential construction, goods less foods and energy.....	IP		23123013	131.912	132.158	133.587	135.626	137.404	1.3	20.2	
Inputs to other nonresidential construction, services.....	IP		2312302	139.433	138.630	138.971	137.094	137.249	0.1	12.1	
Inputs to other nonresidential construction, trade services ²	IP	23123021	163.133	160.617	160.176	154.418	154.813	0.3	18.6		

See footnotes at end of table.

Table 14. Producer price indexes and percentage changes for net inputs to industries, excluding capital investment, labor, and imports; not seasonally adjusted — Continued
 [December 2021, Index base December 2014=100, unless otherwise indicated]

Title	Other index base	Commodity code		Unadjusted index ¹					Unadjusted 1-month percent change ¹	Unadjusted 12-month percent change ¹
		Group code	Item code	Aug. 2021	Sept. 2021 ^P	Oct. 2021 ^P	Nov. 2021 ^P	Dec. 2021 ^P	Nov. to Dec. ^P	Dec. 2020 to Dec. 2021 ^P
Inputs to other nonresidential construction, transportation and warehousing services.....		IP	23123022	123.056	124.687	127.273	130.722	131.311	0.5	17.8
Inputs to other nonresidential construction, services less trade, transportation, and warehousing.....		IP	23123023	111.231	111.349	111.681	111.957	111.723	-0.2	2.6
Inputs to highways and streets, excluding capital investment, labor, and imports.....		IP	231231	130.438	130.626	131.884	132.531	132.320	-0.2	18.8
Inputs to highways and streets, goods.....		IP	2312311	127.025	127.601	129.272	130.766	130.434	-0.3	21.0
Inputs to highways and streets, energy.....		IP	23123112	124.818	127.128	136.633	136.507	127.558	-6.6	54.4
Inputs to highways and streets, goods less foods and energy....		IP	23123113	130.351	130.718	131.426	133.163	133.928	0.6	17.9
Inputs to highways and streets, services.....		IP	2312312	137.907	137.014	137.106	135.391	135.519	0.1	13.0
Inputs to highways and streets, trade services ²		IP	23123121	165.770	162.896	161.824	156.168	156.515	0.2	20.0
Inputs to highways and streets, transportation and warehousing services.....		IP	23123122	120.477	122.075	124.606	127.983	128.559	0.5	17.7
Inputs to highways and streets, services less trade, transportation, and warehousing.....		IP	23123123	109.957	110.097	110.387	110.671	110.402	-0.2	2.7
Inputs to power and communication structures, excluding capital investment, labor, and imports.....		IP	231232	132.510	132.576	134.449	134.760	135.047	0.2	20.0
Inputs to power and communication structures, goods.....		IP	2312321	131.442	132.079	135.060	136.772	137.200	0.3	27.9
Inputs to power and communication structures, energy.....		IP	23123212	117.244	119.051	127.022	126.921	120.155	-5.3	44.6
Inputs to power and communication structures, goods less foods and energy.....		IP	23123213	134.433	134.767	136.456	138.624	140.892	1.6	24.7
Inputs to power and communication structures, services.....		IP	2312322	134.068	133.331	133.646	131.989	132.078	0.1	10.2
Inputs to power and communication structures, trade services ²		IP	23123221	159.867	157.450	157.143	151.670	151.865	0.1	18.3
Inputs to power and communication structures, transportation and warehousing services.....		IP	23123222	123.056	124.687	127.273	130.722	131.311	0.5	17.8
Inputs to power and communication structures, services less trade, transportation, and warehousing.....		IP	23123223	111.207	111.299	111.690	111.954	111.896	-0.1	2.7
Inputs to educational and vocational structures, excluding capital investment, labor, and imports.....		IP	231233	134.580	134.622	136.469	137.582	139.102	1.1	19.1
Inputs to educational and vocational structures, goods.....		IP	2312331	131.111	131.292	133.591	135.804	137.821	1.5	21.8
Inputs to educational and vocational structures, energy.....		IP	23123312	116.497	118.462	125.531	125.266	117.949	-5.8	46.5
Inputs to educational and vocational structures, goods less foods and energy.....		IP	23123313	132.616	132.664	134.615	137.019	139.738	2.0	20.5
Inputs to educational and vocational structures, services.....		IP	2312332	140.711	140.417	141.129	139.538	139.820	0.2	13.3
Inputs to educational and vocational structures, trade services ²		IP	23123321	161.184	159.761	160.056	154.900	155.534	0.4	19.5
Inputs to educational and vocational structures, transportation and warehousing services.....		IP	23123322	123.056	124.687	127.273	130.722	131.311	0.5	17.8
Inputs to educational and vocational structures, services less trade, transportation, and warehousing.....		IP	23123323	112.427	112.568	112.826	113.151	112.859	-0.3	2.7
Inputs to other misc. nonresidential construction, excluding capital investment, labor, and imports.....		IP	231234	133.592	133.663	135.554	135.960	136.765	0.6	19.4
Inputs to other misc. nonresidential construction, goods.....		IP	2312341	128.191	128.761	131.335	133.002	134.068	0.8	23.5
Inputs to other misc. nonresidential construction, energy.....		IP	23123412	123.460	125.697	134.545	134.411	125.951	-6.3	52.1
Inputs to other misc. nonresidential construction, goods less foods and energy.....		IP	23123413	131.789	132.171	134.042	135.968	138.216	1.7	21.0
Inputs to other misc. nonresidential construction, services.....		IP	2312342	140.739	139.748	140.129	137.846	138.074	0.2	11.9
Inputs to other misc. nonresidential construction, trade services ²		IP	23123421	162.666	159.837	159.482	153.082	153.527	0.3	17.1
Inputs to other misc. nonresidential construction, transportation and warehousing services.....		IP	23123422	123.056	124.687	127.273	130.722	131.311	0.5	17.8
Inputs to other misc. nonresidential construction, services less trade, transportation, and warehousing.....		IP	23123423	111.211	111.337	111.656	111.934	111.764	-0.2	2.7
Maintenance and repair construction										
Inputs to maintenance and repair construction, excluding capital investment, labor, and imports.....		IP	232000	132.818	132.204	133.611	133.072	133.623	0.4	16.0
Inputs to maintenance and repair construction, goods.....	06/86	IP	2320001	282.425	283.709	289.175	293.062	294.185	0.4	20.9
Inputs to maintenance and repair construction, energy.....		IP	23200012	130.004	132.721	144.101	143.888	133.414	-7.3	60.2
Inputs to maintenance and repair construction, goods less foods and energy.....		IP	23200013	129.012	129.366	130.898	132.892	134.602	1.3	17.8
Inputs to maintenance and repair construction, services.....		IP	2320002	141.147	138.889	138.849	135.154	135.769	0.5	10.0
Inputs to maintenance and repair construction, trade services ²		IP	23200021	152.631	149.127	148.757	142.972	143.858	0.6	11.3
Inputs to maintenance and repair construction, transportation and warehousing services.....		IP	23200022	123.056	124.687	127.273	130.722	131.311	0.5	17.8
Inputs to maintenance and repair construction, services less trade, transportation, and warehousing.....		IP	23200023	111.287	111.508	111.550	111.793	111.579	-0.2	2.4
Inputs to residential maintenance and repair, excluding capital investment, labor, and imports.....		IP	232100	132.733	131.585	132.656	131.445	132.306	0.7	13.9
Inputs to residential maintenance and repair, goods.....	06/86	IP	2321001	263.810	264.694	268.945	272.568	274.344	0.7	19.3
Inputs to residential maintenance and repair, energy.....		IP	23210012	129.700	132.276	143.686	143.666	133.497	-7.1	60.6

See footnotes at end of table.

Table 14. Producer price indexes and percentage changes for net inputs to industries, excluding capital investment, labor, and imports; not seasonally adjusted — Continued
 [December 2021, Index base December 2014=100, unless otherwise indicated]

Title	Other index base	Commodity code		Unadjusted index ¹					Unadjusted 1-month percent change ¹	Unadjusted 12-month percent change ¹
		Group code	Item code	Aug. 2021	Sept. 2021 ^P	Oct. 2021 ^P	Nov. 2021 ^P	Dec. 2021 ^P	Nov. to Dec. ^P	Dec. 2020 to Dec. 2021 ^P
Inputs to residential maintenance and repair, goods less foods and energy.....		IP	23210013	127.187	127.459	128.836	130.713	132.365	1.3	17.1
Inputs to residential maintenance and repair, services.....		IP	2321002	142.204	139.510	139.677	135.591	136.485	0.7	9.2
Inputs to residential maintenance and repair, trade services ²		IP	23210021	149.662	146.074	146.010	140.463	141.605	0.8	9.9
Inputs to residential maintenance and repair, transportation and warehousing services.....		IP	23210022	123.056	124.687	127.273	130.722	131.311	0.5	17.8
Inputs to residential maintenance and repair, services less trade, transportation, and warehousing.....		IP	23210023	118.698	118.753	119.202	119.452	119.263	-0.2	2.6
Inputs to nonresidential maintenance and repair, excluding capital investment, labor, and imports.....		IP	232200	133.336	132.983	134.584	134.348	134.759	0.3	17.7
Inputs to nonresidential maintenance and repair, goods.....	06/86	IP	2322001	288.470	290.088	296.133	300.311	301.288	0.3	22.6
Inputs to nonresidential maintenance and repair, energy.....		IP	23220012	130.090	132.662	144.064	144.078	133.944	-7.0	60.6
Inputs to nonresidential maintenance and repair, goods less foods and energy.....		IP	23220013	130.189	130.694	132.365	134.478	136.208	1.3	19.3
Inputs to nonresidential maintenance and repair, services.....		IP	2322002	141.486	139.390	139.220	135.575	135.947	0.3	10.5
Inputs to nonresidential maintenance and repair, trade services ²		IP	23220021	155.593	152.056	151.320	145.060	145.673	0.4	12.2
Inputs to nonresidential maintenance and repair, transportation and warehousing services.....		IP	23220022	123.056	124.687	127.273	130.722	131.311	0.5	17.8
Inputs to nonresidential maintenance and repair, services less trade, transportation, and warehousing.....		IP	23220023	110.759	110.912	111.144	111.460	111.151	-0.3	2.6
Manufacturing³										
Inputs to 325510, paint and coating manufacturing, excluding capital investment, labor, and imports.....	03/13	IP	325510	121.154	120.957	122.168	123.465	123.333	-0.1	24.6
Inputs to 325510, goods.....	03/13	IP	3255101	117.400	117.095	118.343	119.911	119.639	-0.2	25.9
Inputs to 325510, energy.....	03/13	IP	32551012	92.018	93.094	94.183	93.606	90.403	-3.4	25.6
Inputs to 325510, goods less foods and energy.....	03/13	IP	32551013	118.681	118.334	119.592	121.231	121.044	-0.2	26.0
Inputs to 325510, services.....	03/13	IP	3255102	137.263	137.878	138.701	137.902	138.800	0.7	16.7
Inputs to 325510, trade services ²	03/13	IP	32551021	148.270	148.291	147.996	144.521	145.428	0.6	19.8
Inputs to 325510, transportation and warehousing services.....	03/13	IP	32551022	120.288	121.467	123.366	125.264	126.114	0.7	13.4
Inputs to 326100, plastics products manufacturing, excluding capital investment, labor, and imports.....	03/14	IP	326100	125.301	125.336	126.121	125.808	123.940	-1.5	27.6
Inputs to 326100, goods.....	03/14	IP	3261001	123.665	123.484	124.114	123.500	121.265	-1.8	30.8
Inputs to 326100, energy.....	03/14	IP	32610012	110.959	109.985	107.969	107.124	106.032	-1.0	12.3
Inputs to 326100, goods less foods and energy.....	03/14	IP	32610013	124.720	124.600	125.437	124.841	122.516	-1.9	32.3
Inputs to 326100, services.....	03/14	IP	3261002	124.254	125.444	127.004	128.329	128.577	0.2	13.8
Inputs to 326100, trade services ²	03/14	IP	32610021	134.662	136.250	137.910	138.836	138.984	0.1	17.6
Inputs to 326100, transportation and warehousing services.....	03/14	IP	32610022	114.612	115.762	117.582	119.880	120.391	0.4	13.9
Inputs to 326100, services less trade, transportation, and warehousing.....	03/14	IP	32610023	107.293	107.724	108.704	109.590	109.710	0.1	6.0
Inputs to 333130, mining and oil and gas field machinery mfg, excluding capital investment, labor, and imports.....	04/14	IP	333130	141.551	143.862	146.169	147.168	147.866	0.5	31.2
Inputs to 333130, goods.....	04/14	IP	3331301	132.009	135.037	138.109	139.908	140.381	0.3	36.0
Inputs to 333130, energy.....	04/14	IP	33313012	108.260	108.610	107.005	109.429	114.813	4.9	16.3
Inputs to 333130, goods less foods and energy.....	04/14	IP	33313013	132.513	135.586	138.736	140.527	140.922	0.3	36.3
Inputs to 333130, services.....	04/14	IP	3331302	156.840	156.405	155.799	153.927	155.313	0.9	18.1
Inputs to 333130, trade services ²	04/14	IP	33313021	185.675	184.461	181.435	174.599	176.299	1.0	24.2
Inputs to 333130, transportation and warehousing services.....	04/14	IP	33313022	111.304	111.009	113.283	116.578	117.652	0.9	18.0
Inputs to 333130, services less trade, transportation, and warehousing.....	04/14	IP	33313023	128.150	128.730	129.495	131.033	132.024	0.8	8.5
Inputs to 336111, automobile manufacturing, excluding capital investment, labor, and imports.....	02/14	IP	336111	121.016	120.859	122.190	123.450	124.703	1.0	9.0
Inputs to 336111, goods.....	02/14	IP	3361111	108.741	109.121	109.821	110.589	111.029	0.4	7.2
Inputs to 336111, goods less foods and energy.....	02/14	IP	33611113	108.741	109.121	109.821	110.589	111.029	0.4	7.2
Inputs to 336111, services.....	02/14	IP	3361112	148.916	147.157	150.288	152.935	156.538	2.4	13.1
Inputs to 336111, trade services ²	02/14	IP	33611121	150.242	148.247	151.406	153.986	157.792	2.5	12.9
Inputs to 336111, transportation and warehousing services.....	02/14	IP	33611122	124.997	126.655	129.281	132.785	133.383	0.5	17.7
Inputs to 336411, airplane manufacturing, excluding capital investment, labor, and imports.....	02/14	IP	336411	120.369	120.937	121.975	122.476	123.237	0.6	11.0
Inputs to 336411, goods.....	02/14	IP	3364111	113.482	114.395	115.331	115.884	116.451	0.5	10.6
Inputs to 336411, energy.....	02/14	IP	33641112	88.509	93.295	96.395	107.559	127.485	18.5	38.4
Inputs to 336411, goods less foods and energy.....	02/14	IP	33641113	113.629	114.539	115.475	116.018	116.567	0.5	10.6
Inputs to 336411, services.....	02/14	IP	3364112	144.491	143.811	145.206	145.517	146.974	1.0	12.0
Inputs to 336411, trade services ²	02/14	IP	33641121	160.167	158.346	160.185	160.339	163.718	2.1	15.9
Inputs to 336411, transportation and warehousing services.....	02/14	IP	33641122	124.160	125.807	128.415	131.896	132.489	0.4	17.8
Inputs to 336411, services less trade, transportation, and warehousing.....	02/14	IP	33641123	124.099	123.999	124.777	124.729	124.751	0.0	7.7

See footnotes at end of table.

Table 14. Producer price indexes and percentage changes for net inputs to industries, excluding capital investment, labor, and imports; not seasonally adjusted — Continued
 [December 2021, Index base December 2014=100, unless otherwise indicated]

Title	Other index base	Commodity code		Unadjusted index ¹					Unadjusted 1-month percent change ¹	Unadjusted 12-month percent change ¹
		Group code	Item code	Aug. 2021	Sept. 2021 ^P	Oct. 2021 ^P	Nov. 2021 ^P	Dec. 2021 ^P	Nov. to Dec. ^P	Dec. 2020 to Dec. 2021 ^P
Inputs to 336611, ship building and repairing, excluding capital investment, labor, and imports.....	02/14	IP	336611	131.611	132.801	133.690	134.445	134.742	0.2	15.1
Inputs to 336611, goods.....	02/14	IP	3366111	124.810	126.484	127.847	128.749	128.789	0.0	17.5
Inputs to 336611, energy.....	02/14	IP	33661112	119.028	119.938	115.133	114.414	114.907	0.4	8.6
Inputs to 336611, goods less foods and energy.....	02/14	IP	33661113	124.942	126.640	128.198	129.151	129.177	0.0	17.8
Inputs to 336611, services.....	02/14	IP	3366112	142.004	142.037	141.808	142.195	143.068	0.6	10.4
Inputs to 336611, trade services ²	02/14	IP	33661121	176.259	177.135	177.112	171.492	174.525	1.8	24.9
Inputs to 336611, transportation and warehousing services.....	02/14	IP	33661122	114.762	112.698	114.980	118.551	120.196	1.4	18.3
Inputs to 336611, services less trade, transportation, and warehousing.....	02/14	IP	33661123	129.785	129.985	129.272	130.526	130.684	0.1	5.2
Services³										
Inputs to 484000, truck transportation, excluding capital investment, labor, and imports.....	03/14	IP	484000	119.075	122.239	127.061	127.057	126.169	-0.7	27.3
Inputs to 484000, goods.....	03/14	IP	4840001	105.704	109.293	121.416	119.376	113.522	-4.9	50.4
Inputs to 484000, energy.....	03/14	IP	48400012	101.648	105.278	117.554	115.448	109.501	-5.2	53.8
Inputs to 484000, goods less foods and energy.....	03/14	IP	48400013	105.500	105.674	106.068	106.752	106.933	0.2	5.0
Inputs to 484000, services.....	03/14	IP	4840002	124.988	127.668	126.272	127.944	131.183	2.5	14.8
Inputs to 484000, trade services ²	03/14	IP	48400021	147.015	147.887	139.810	147.951	160.690	8.6	22.9
Inputs to 484000, transportation and warehousing services.....	03/14	IP	48400022	124.464	129.507	129.394	129.557	131.408	1.4	17.7
Inputs to 484000, services less trade, transportation, and warehousing.....	03/14	IP	48400023	116.130	115.903	116.212	116.699	116.799	0.1	4.2
Inputs to 621A00, offices of health practitioners, excluding capital investment, labor, and imports.....	03/13	IP	621A00	122.000	121.441	121.855	122.357	122.784	0.3	6.1
Inputs to 621A00, goods.....	03/13	IP	621A001	130.863	130.660	130.996	131.768	132.380	0.5	6.4
Inputs to 621A00, energy.....	03/13	IP	621A0012	120.740	121.462	116.261	114.959	114.502	-0.4	7.3
Inputs to 621A00, goods less foods and energy.....	03/13	IP	621A0013	132.115	131.845	132.575	133.498	134.187	0.5	6.4
Inputs to 621A00, services.....	03/13	IP	621A002	118.813	118.076	118.532	118.907	119.248	0.3	6.0
Inputs to 621A00, trade services ²	03/13	IP	621A0021	136.833	134.560	135.807	135.723	137.504	1.3	9.9
Inputs to 621A00, transportation and warehousing services.....	03/13	IP	621A0022	100.179	90.807	92.523	96.385	100.133	3.9	19.8
Inputs to 621A00, services less trade, transportation and warehousing.....	03/13	IP	621A0023	114.679	114.510	114.783	115.108	115.086	0.0	4.9
Inputs to 813000, membership associations and organizations, excluding capital investment, labor, and imports.....	05/14	IP	813000	142.313	143.361	142.401	144.683	144.058	-0.4	10.3
Inputs to 813000, goods.....	05/14	IP	8130001	120.810	122.391	126.284	127.109	122.939	-3.3	27.0
Inputs to 813000, energy.....	05/14	IP	81300012	127.120	129.187	134.872	134.138	127.165	-5.2	38.2
Inputs to 813000, goods less foods and energy.....	05/14	IP	81300013	111.207	111.929	112.619	116.296	117.166	0.7	9.4
Inputs to 813000, services.....	05/14	IP	8130002	143.502	144.433	142.736	145.241	145.105	-0.1	8.6
Inputs to 813000, trade services ²	05/14	IP	81300021	121.018	121.207	120.064	123.795	123.056	-0.6	6.1
Inputs to 813000, transportation and warehousing services.....	05/14	IP	81300022	114.411	118.322	119.399	119.793	119.669	-0.1	8.4
Inputs to 813000, services less trade, transportation, and warehousing.....	05/14	IP	81300023	145.374	146.095	144.193	146.821	146.695	-0.1	8.6
Inputs to 813000, maintenance and repair construction.....	05/14	IP	8130003	119.285	120.931	121.525	122.207	122.551	0.3	10.1

¹ All indexes are subject to revision for 4 months after their originally scheduled publication to incorporate late reports and corrections by survey respondents.

² Trade indexes measure changes in margins received by wholesalers and retailers.

³ PPI data for these Net Inputs to Industry Indexes are organized by Bureau of Economic Analysis (BEA) Industry code. The set of products included in an industry input index and the weights for each commodity included in the index are derived from the BEA's Input-Output Accounts Use of Commodities by Industry table in conjunction with U.S. Census Bureau revenue data. For more information, visit <https://www.bls.gov/ppi/notices/2015/updated-inputs-to-industry-producer-price-indexes.htm> online.

p Preliminary

Technical Note

Brief Explanation of Producer Price Indexes

The Producer Price Index (PPI) of the Bureau of Labor Statistics (BLS) is a family of indexes that measures the average change over time in prices received (price changes) by producers for domestically produced goods, services, and construction. PPIs measure price change from the perspective of the seller. This contrasts with other measures, such as the Consumer Price Index (CPI). CPIs measure price change from the purchaser's perspective.

More than 10,000 PPIs for individual products and groups of products are released each month. PPIs are available for the products of virtually every industry in the mining and manufacturing sectors. Over time, new PPIs have been introduced for products of industries in the services and construction sectors of the U.S. economy. As of January 2018, the PPI covered 71 percent of services as measured by 2012 Census revenue, and 31 percent of construction.

More than 100,000 price quotations per month are organized into three sets of PPIs: (1) Final demand-Intermediate demand (FD-ID) indexes, (2) commodity indexes, and (3) indexes for the net output of industries and their products. The FD-ID structure organizes products by class of buyer and degree of fabrication as well as by stage of production. The commodity structure organizes products by similarity of end use or product type. The entire output of various industries is sampled to derive price indexes for the net output of industries and their products.

Final Demand–Intermediate Demand Indexes

The PPI FD-ID structure measures price change for goods, services, and construction sold to final demand and to intermediate demand. The FD-ID system replaced the PPI stage-of-processing (SOP) system as PPI's primary aggregation model with the release of data for January 2014. The FD-ID model expands coverage beyond that of the SOP system through the addition of services, construction, exports, and government purchases.

Compared with finished goods under the SOP system, the PPI for final demand goods includes nearly a 50 percent expansion of coverage. This increase can be traced to the addition of government purchases and exports. For overall final demand, expansion to include final demand services represents an even larger increase in coverage. In December 2017, final demand goods were about 33 percent of overall final demand, final demand services were roughly 65.5 percent, and final demand construction was about 1.5 percent of final demand. Within intermediate demand, coverage of services for intermediate demand resulted in about a 45 percent increase in coverage of the intermediate demand portion of the economy.

FD-ID indexes are constructed from commodity-based producer output price indexes. Commodities are allocated to aggregate indexes primarily based on the type of buyer. The main source of data used to determine the type of buyer is the "Use of commodities by industries, before redefinition," table

from the Benchmark Input-Output Accounts of the U.S. In many cases, the same commodity is purchased by different types of buyers. As a result, commodities are often included in several FD-ID indexes. For example, regular gasoline is purchased for personal consumption, export, government use, and business use. The PPI program publishes only one commodity index for regular gasoline (wpu057104), reflecting sales to all types of buyers, and this index is used in all aggregations regardless of whether the gasoline is sold for personal consumption, as an export, to government, or to businesses. Proportions based on BEA "Use of Commodities" data are used to allocate the correct portion of the total weight of gasoline to each use category. In cases when buyer type is an important price determining characteristic, indexes are created based on specific buyer type. For example, within the PPI category for loan services, separate indexes for consumer loans and business loans were constructed. For more information relating to the FD-ID structure, see "A new, experimental system of indexes from the PPI program" in the February 2011 *Monthly Labor Review*.

Final Demand: The final demand portion of the FD-ID structure measures price change for commodities sold for personal consumption, capital investment, government, and export. The system is composed of six main price indexes: final demand goods; final demand trade services; final demand transportation and warehousing services; final demand services less trade, transportation, and warehousing; final demand construction; and overall final demand.

The final demand goods index measures price change for both unprocessed and processed goods sold to final demand. Fresh fruits sold to consumers and computers sold for capital investment are examples of transactions included in the final demand goods price index. The final demand trade services index measures price change for the retailing and wholesaling of merchandise sold to final demand, generally without transformation. (Trade indexes measure changes in margins received by wholesalers and retailers.) The final demand transportation and warehousing services index tracks price change for transportation of passengers, as well as, transportation of cargo sold to final demand, and also includes prices for warehousing and storage of goods sold to final demand. The final demand services less trade, transportation, and warehousing index measures price change for all services other than trade and transportation sold to final demand. Publishing, banking, lodging, and health care are examples of these services. The final demand construction index tracks price change for new construction, as well as maintenance and repair construction sold to final demand. Construction of office buildings is an example of a commodity that would be included in the final demand construction index. Lastly, the overall final demand index tracks price change for all types of commodities sold to final demand by combining the five final demand component indexes described above.

Intermediate Demand: The intermediate demand portion of the FD-ID system tracks price change for goods, services, and construction products sold to businesses as inputs to

production, excluding capital investment. The system includes two parallel treatments of intermediate demand. The first treatment organizes intermediate demand commodities by type. The second organizes intermediate demand commodities into production stages, with the explicit goal of developing a forward-flow model of production and price change.

The intermediate demand by commodity type portion of the system organizes commodities by similarity of product. The system is composed of six main price indexes: unprocessed goods for intermediate demand; processed goods for intermediate demand; intermediate demand trade services; intermediate demand transportation and warehousing services; intermediate demand services less trade, transportation, and warehousing; and intermediate demand construction.

The unprocessed goods for intermediate demand price index measures price change for goods sold to businesses as inputs to production that have undergone no fabrication. Crude petroleum sold to refineries is an example of an unprocessed good sold to intermediate demand. The processed goods for intermediate demand index tracks price change for fabricated goods sold as business inputs. Examples include car parts sold to car manufacturers and gasoline sold to trucking companies. The index for trade services for intermediate demand measures price change for the services of retailing and wholesaling goods purchased by businesses as inputs to production. The intermediate demand transportation and warehousing services index measures price change for business travel, as well as, transportation and warehousing of cargo sold to intermediate demand. The intermediate demand services less trade, transportation, and warehousing index measures price change for services other than trade, transportation, and warehousing sold as inputs to production. Legal and accounting services purchased by businesses are examples of intermediate demand services excluding trade, transportation, and warehousing. Finally, the construction for intermediate demand index measures price change for construction purchased by firms as inputs to production. The index for construction for intermediate demand tracks price change for maintenance and repair construction purchased by firms.

The production flow treatment of intermediate demand is a stage-based system of price indexes. These indexes can be used to study price transmission across stages of production and final demand. This system is constructed in a manner that maximizes forward flow of production between stages, while minimizing back-flow of production. The production flow treatment contains four main indexes: intermediate demand stage 1, intermediate demand stage 2, intermediate demand stage 3, and intermediate demand stage 4.

Indexes for the four stages were developed by first assigning each industry in the economy to one of four stages of production, where industries assigned to the fourth stage primarily produce output consumed as final demand, industries in the third stage primarily produce output consumed by stage 4 industries, industries assigned to the second stage primarily produce output consumed by stage 3 industries, and industries assigned to the first stage produce output primarily consumed by stage 2 industries. The four indexes then track prices for the net inputs consumed by industries in each of the four stages of production. The stage 4

intermediate demand index, for example, tracks price change for inputs consumed, but not produced, by industries included in the fourth stage of production. Hence, the index tracks price change in inputs to industries that primarily produce final demand commodities (stage 4 producers primarily produce commodities sold to final demand).

Examples of heavily weighted goods-producing industries in stage 4 include the manufacture of light trucks and utility vehicles, automobiles, and pharmaceuticals. Retail trade, food service and drinking places, and hospitals are examples of heavily weighted service industries included in stage 4. Stage 4 also includes all new construction industries. Examples of goods consumed by stage 4 industries include motor vehicle parts, commercial electric power, plastic construction products, biological products, and beef and veal. Engineering services, machinery and equipment wholesaling, long distance motor carrying, and legal services constitute examples of services consumed by stage 4 industries.

Examples of highly weighted goods-producing industries included in stage 3 are motor vehicle parts manufacturing, animal (except poultry) slaughtering and processing, and semiconductor manufacturing. Services industries classified in stage 3 include wholesale trade; insurance carriers; architecture, engineering, and related services; and hotels and motels. Examples of goods consumed by stage 3 industries include slaughter steers and heifers, industrial electric power, and hot rolled steel bars, plates, and structural shapes. Services commonly consumed by stage 3 industries include commissions from sales of property and casualty insurance, business loans, temporary help services, and administrative and general management consulting services.

Petroleum refineries; electricity generation, transmission, and distribution; natural gas distribution; cattle ranching and farming; and plastic materials and resin manufacturing are among the goods-based industries assigned to stage 2. Services industries that are heavily weighted in stage 2 include management of companies and enterprises; non-depository credit intermediation; insurance agencies and brokerages; and services to buildings and dwellings. Goods commonly purchased by stage 2 industries include crude oil, natural gas, formula feeds, and primary basic organic chemicals. Services that are heavily weighted in the intermediate demand stage 2 index are legal services, business loans, and cellular phone and other wireless telecommunication.

Goods producing industries in stage 1 include oil and gas extraction, paper mills, and grain farming. Real estate, legal services, and advertising services are examples of highly weighted services industries included in stage 1. Examples of goods consumed by stage 1 industries are commercial and industrial electric power and gasoline. Services commonly consumed by stage 1 industries include solid waste collection, chemicals and allied products wholesaling, and guestroom or unit rental. It should be noted that all inputs purchased by stage 1 industries are by definition produced either within stage 1 or by latter stages of processing, leaving stage 1 less useful for price transmission analysis. For additional information on industry stage assignments, see www.bls.gov/ppi/fd-id/ppi-intermediate-demand-by-production-flow-industry-stage-assignments.htm.

Comparing the PPI with CPI

Although some data users utilize the PPI as a potential indicator of the Consumer Price Index (CPI), there are many reasons why the PPI and the CPI may diverge. The scope of the personal consumption portion of the PPI includes all marketable output sold by domestic producers for households. The scope of the CPI includes goods and services provided by business or government, where explicit user charges are paid by consumers. For example, the most heavily weighted item in the CPI, owners' equivalent rent, is excluded from the PPI. The scope of the CPI includes imports. The PPI excludes imports. The CPI only includes components of personal consumption directly paid for by the consumers, while the PPI includes components of personal consumption that may not be paid for by consumers. For example, the PPI includes medical services paid for by third parties. In contrast to CPI, PPI does not completely cover services. PPIs exclude taxes, since they do not represent producer revenue. Conversely, sales and other taxes paid by consumers are part of household expenditure and are included in the CPI. Additional technical differences between PPI and CPI also exist. For more information see "Comparing new final demand producer price indexes with other Government price indexes," *Monthly Labor Review*, January 2014, at www.bls.gov/opub/mlr/.

Commodity Indexes

The commodity classification of the PPI organizes goods, services, and construction by similarity of product or end use, disregarding industry of origin. With the release of data for July 2009, PPI expanded its commodity structure to include indexes for services and construction products. Prior to this date, the PPI commodity structure only included products from goods producing sectors. Table 9 of the *PPI Detailed Report* includes data for commodity indexes, organized in a hierarchal structure, including major groupings, subgroups, product classes, sub-product classes, and individual items.

Industry Net-Output Price Indexes

PPIs for the net output of industries and their products are grouped according to the North American Industry Classification System (NAICS). Prior to the release of January 2004, industry-based PPIs were published according to the Standard Industrial Classification (SIC) system. Industry price indexes are compatible with other economic time series organized by industry, such as data on employment, wages, and productivity. Table 11 of the *PPI Detailed Report* includes data for NAICS industries and industry groups (3-, 4-, 5-, and 6-digit codes), Census product classes (7- and 8-digit codes), products (9-digit codes), more detailed sub-products (11-digit codes), and, for some industries, indexes for other sources of revenue.

Indexes may represent one of three kinds of product categories. Every industry has primary product indexes that show changes in prices received by establishments classified in the industry for products made primarily, but not necessarily exclusively, by that industry. The industry classification of an establishment is determined by which products make up a plurality of its total shipment value. In

addition, most industries have secondary product indexes that show changes in prices received by establishments for products chiefly made in some other industry. Some industries have miscellaneous receipts indexes that track price changes for other sources of revenue received by establishments within the industry that are not derived from sales of their products; for example, resales of purchased materials, or revenues from parking lots owned by a manufacturing plant.

Data Collection

PPIs are constructed using selling prices reported by establishments of all sizes, selected by probability sampling, with the probability of selection proportionate to size. Individual items and transaction terms also are chosen by probability proportionate to size. BLS strongly encourages cooperating companies to supply actual transaction prices at the time of shipment to minimize the use of list prices. Prices submitted by survey respondents are effective on the Tuesday of the week containing the 13th day of the month. The survey is conducted online via the BLS Internet Data Collection Facility (IDCF).

Price data are provided on a voluntary and confidential basis; only sworn BLS employees are allowed access to individual company price reports. BLS publishes price indexes instead of actual prices. All PPIs are subject to monthly revisions up to 4 months after original publication to reflect the availability of late reports and corrections by respondents.

BLS periodically updates the PPI sample of survey respondents to better reflect current conditions when the structure, membership, technology, or product mix of an industry shifts significantly and to spread reporting burden among smaller firms. Information on these resampling efforts are noted in the *PPI News Release* and *PPI Detailed Report* in the months they occur.

As part of an ongoing effort to expand coverage to sectors of the economy other than mining and manufacturing, an increasing number of service and construction sector industries have been introduced into the PPI. The following list of industries introduced since the mid-1990s includes the month and year in which an article describing the industry's content appeared in the *PPI Detailed Report*.

Service and construction sector industries introduced into the Producer Price Index, by SIC or NAICS code and the *PPI Detailed Report* that announces their introduction

Title	Code	<i>PPI Detailed Report Issue</i>
	SIC	
Wireless telecommunications	4812	July 1999
Telephone communications, except radio telephone	4813	July 1995
Television broadcasting	4833	July 2002
Grocery stores	5411	July 2000
Meat and fish (seafood) markets	5421	July 2000
Fruit and vegetable markets	5431	July 2000
Candy, nut, and confectionery stores ...	5441	July 2000
Retail bakeries	5461	July 2000
Miscellaneous food stores	5499	July 2000

Title	Code	PPI Detailed Report Issue
SIC		
New car dealers	5511	July 2000
Gasoline service stations	5541	January 2002
Boat dealers	5551	January 2002
Recreational vehicle dealers	5561	January 2002
Miscellaneous retail	59	January 2001
Security brokers, dealers, and investment bankers	6211	January 2001
Investment advice	6282	January 2003
Life insurance carriers	6311	January 1999
Property and casualty insurance	6331	July 1998
Insurance agencies and brokerages	6412	January 2003
Operators and lessors of nonresidential buildings	6512	January 1996
Real estate agents and managers	6531	January 1996
Prepackaged software	7372	January 1998
Data processing services	7374	January 2002
Home health care services	8082	January 1997
Legal services	8111	January 1997
Engineering design, analysis, and consulting services	8711	January 1997
Architectural design, analysis, and consulting services	8712	January 1997
Premiums for property and casualty insurance	9331	July 1998
NAICS		
New Industrial building construction	236211	January 2008
New warehouse building construction ..	236221	July 2005
New school construction	236222	July 2006
New office construction	236223	January 2007
New health care building construction...	236224	January 2013
Concrete contractors, nonresidential building work	23811X	July 2008
Roofing contractors, nonresidential building work	23816X	July 2008
Electrical contractors, nonresidential building work	23821X	July 2008
Plumbing / HVAC contractors, nonresidential building work	23822X	July 2008
Merchant wholesalers, durable goods ..	423	July 2005
Merchant wholesalers, nondurable goods	424	July 2005
Electronics and appliance stores	443	January 2004
Building material and garden equipment and supplies dealers.....	444	January 2004
Sporting goods, hobby, book, and music stores	451	January 2004
General merchandise stores	452	January 2004
Miscellaneous store retailers	453	January 2004
Internet service providers	518111	July 2005
Internet publishing and web search portals	519130	January 2010
Commercial banking	522110	January 2005
Savings institutions	522120	January 2005
Direct health and medical insurance carriers	524114	July 2004
Construction, mining, and forestry machinery and equipment rental and leasing	532412	January 2005

Title	Code	PPI Detailed Report Issue
NAICS		
Management consulting services	541610	January 2007
Security guards and patrol services	561612	July 2005
Offices of dentists	621210	January 2011
Blood and organ banks	621991	January 2007
Amusement and theme parks	713110	July 2006
Golf courses and country clubs	713910	July 2006
Fitness and recreational sports centers .	713940	July 2005
Commercial machinery repair and maintenance.....	811310	July 2007

Weights

Weights for most commodity groupings of the PPI, as well as, weights for commodity-based aggregate indexes calculated from commodity groupings, such as FD-ID indexes, currently reflect 2012 values of shipments as reported in the *Census of Manufactures* and other sources. From January 2012 to December 2017, PPI weights were derived from 2007 shipment values. Industry indexes now are calculated under the 2017 NAICS structure utilizing 2012 value of shipment weights and 2007 net output ratios. The periodic update of the value weights used to calculate the PPI is done to more accurately reflect changes in production and marketing patterns in the economy.

Net output values of shipments are used as weights for industry indexes. Net output values refer to the value of shipments from establishments within the industry to buyers outside the industry. However, weights for commodity indexes are based on gross shipment values, including values of shipments between establishments within the same industry. As a result, broad commodity grouping indexes, such as the PPI for All Commodities (which is composed of major commodity groupings 01 through 15), are affected by the multiple counting of price change at successive stages of processing, which can lead to exaggerated or misleading signals about inflation. The intermediate demand by commodity type FD-ID indexes partially correct for this defect, but industry indexes, final demand FD-ID indexes, and intermediate demand by production flow FD-ID indexes consistently correct for this at all levels of aggregation. Therefore, industry and FD-ID indexes are more appropriate than broad commodity groupings for analysis of general price trends.

Price Index Reference Base

Effective with publication of January 1988 data, many important PPI series (including most commodity groups and individual items) were placed on a new reference base, 1982 = 100. From 1971 through 1987, the standard reference base for most PPI series was 1967 = 100. Except for rounding differences, the shift to the new reference base did not alter any previously published percent changes for affected PPI series. (See "Calculating Index Changes," below.) The 1982 reference base is not used for commodity indexes with a base

later than December 1981 or for industry net output indexes and their products. The FD-ID indexes typically have a reference base of November 2009 = 100.

For further information on the underlying concepts and methodology of the Producer Price Index, see chapter 14, “Producer Prices,” in the *BLS Handbook of Methods*. This chapter can be downloaded from the BLS Web site at <https://www.bls.gov/opub/hom/homch14.htm>.

Calculating Index Changes

Each PPI measures price changes from a reference period that equals 100.0. An increase of 5.5 percent from the reference period in the Final Demand Goods Price Index, for example, is shown as 105.5. This change also can be expressed in dollars, as follows: prices received by domestic producers of a sample of final demand goods have risen from \$100 in November 2009 to \$105.50. Likewise, a current index of 90.0 would indicate that prices received by producers of final demand goods are 10 percent lower than they were in November 2009.

Movements of price indexes from one month to another are usually expressed as percent changes, rather than as changes in index points. Index point changes are affected by the level of the index in relation to its base period, whereas percent changes are not. The following example shows the computation of index point and percent changes.

Index point change

Final Demand Goods Price Index	107.5
Less previous index	104.0
Equals index point change	3.5

Index percent change

Index point change	3.5
Divided by the previous index	104.0
Equals	0.034
Result multiplied by 100	0.034 x 100
Equals percent change	3.4

Seasonally Adjusted and Unadjusted Data

Because price data are used for different purposes by different groups, BLS publishes seasonally adjusted and unadjusted changes each month. Seasonally adjusted data are preferred for analyzing general price trends in the economy because these data eliminate the effect of changes that normally occur at about the same time, and in about the same magnitude, every year—such as price movements resulting from normal weather patterns, regular production and marketing cycles, model changeovers, seasonal discounts, and holidays. For these reasons, seasonally adjusted data more clearly reveal underlying trends. Unadjusted data are of primary interest to users who need information that can be related to actual dollar values of transactions. Individuals requiring this information include marketing specialists, purchasing agents, budget and cost analysts, contract specialists, and commodity traders. It is the unadjusted data that are generally cited when escalating long-term contracts

such as purchasing agreements or real estate leases. For more information, see *Price Adjustment Guide for Contracting Parties*, on the Web at: www.bls.gov/ppi/publications/price-adjustment-guide-for-contracting-parties.htm.

Seasonal adjustment is accomplished using X-13 ARIMA, a software package published by the U.S. Census Bureau. Each year, the seasonal status of most commodity indexes is reevaluated to reflect more recent price behavior. Industry net output indexes are not seasonally adjusted. For time series that exhibit seasonal pricing patterns, new seasonal factors are estimated and applied to the unadjusted data from the prior 5 years. Updated seasonally adjusted indexes replace the most recent 5 years of seasonal data.

Seasonal factors may be applied to series using either a direct or an aggregative method. Generally, commodity indexes are seasonally adjusted using direct seasonal adjustment, which produces a more complete elimination of seasonal movements than does the aggregative method. However, the direct seasonal adjustment process may not yield figures that possess additive consistency. Thus, a seasonally adjusted index for a broad category that is directly adjusted may not be logically consistent with all seasonally adjusted indexes for its components. Seasonal movements for FD-ID indexes are derived indirectly through an aggregative method that combines movements of a wide variety of subproduct class (six-digit) series.

Seasonally adjusted indexes can become problematic when previously stable and predictable price patterns abruptly change. If the new pattern persists, the seasonal adjustment method will eventually reflect it; if the pattern keeps shifting, however, seasonally adjusted data will become chronically troublesome. This problem occurs relatively infrequently for farm and food-related products, but has more often affected manufactured products such as automobiles and steel.

Since January 1988, the PPI has used Intervention Analysis Seasonal Adjustment methods to enhance the calculation of seasonal factors. With this technique, outlier values that may distort the seasonal pattern are removed from the data prior to applying the standard seasonal factor estimation procedure. For example, a possible economic cause for large price movements for petroleum-based products might have been the Persian Gulf War. In this case, intervention techniques allowed for better estimates of seasonally adjusted data. On the whole, very few series have required intervention. Out of almost 400 seasonally adjusted series, only 42 were subject to intervention in 2018.

For more information relating to seasonal adjustment methods, see “Summary of Changes to the PPI’s Seasonal Adjustment Methodology” in the January 1995 issue of *Producer Price Indexes*, and “PPI and CPI Seasonal Adjustment: an Update” in the July 2010 *Monthly Labor Review*.

Producer Price Index Data on the Internet

In 1995, the BLS began posting PPI series, news releases, and technical information to both a World Wide Web (WWW) site and a file transfer protocol (FTP) site. During the years following the introduction of PPI Internet services, use of these sites eclipsed more traditional methods of data dissemination, such as subscriptions to the *PPI Detailed*

Report. There were more than 4 million instances of PPI data and tables being downloaded from the BLS website during the 12 months ended December 31, 2017.

Retrieving PPI data from the PPI Web site

PPI data can be obtained from the WWW address (<https://www.bls.gov/ppi>). On this page, under the tab labeled “Featured PPI databases” links provide the following methods of data retrieval:

- **Top Picks** is a form-based application for both Industry Data and Commodity Data that allows the user to quickly obtain PPI time series data by selecting the high-level aggregate and other commonly requested time series, including the All Commodities Index and the FD-ID indexes (for example, Final Demand). Within each list, any one—or all—of the time series shown can be selected. A user can modify the date range and output options after executing the query, using the reformat button above the data output table.
- **One-Screen Data Search and Multi-Screen Data Search** are form-based query applications for both Industry Data and Commodity Data designed for users unfamiliar with the PPI coding structure. These applications guide a user through the PPI classification by listing index titles and do not require knowledge of commodity or industry codes. Data retrieved are based on a query formulated by selecting data characteristics from lists provided. Two options are available to create customized tables, depending on a user’s browser capability. The one-screen option is a JavaScript application that uses a single screen to guide a user through the available time series data. The second option is a multiple-screen, non-Java-based application. Both methods allow a user to browse the PPI coding structure and select multiple series. Users can modify the date range and output options after executing the query using the reformat button above the data output table.
- **Series Report** is a form-based application that allows users to input multiple, formatted PPI time series identifiers (commodity or industry codes) as inputs in extracting data according to a specified set of date ranges and output options. This application provides the most efficient path for users who are familiar with the format of PPI time series identifiers. There are five alphabetic prefixes used to create unique PPI time series identifiers: WP, WD, PC, PD, and ND. Each provides the user access to a different PPI database. Adding either a “u” (not seasonally adjusted) or an “s” (seasonally adjusted) to the end of these prefixes further specifies the type of data needed.

EXAMPLES

For commodity and FD-ID indexes, series identifiers combine a “wpu” prefix (not seasonally adjusted) or a “wps” prefix (seasonally adjusted) with a commodity code.

<u>Commodity code</u>	<u>Provides data for:</u>
wps141101	Passenger cars, seasonally adjusted
wpu141101	Passenger cars, not seasonally adjusted
wpufd4	Final demand, not seasonally adjusted
wpsid63	Services for intermediate demand, seasonally adjusted

For discontinued commodity indexes, series identifiers combine a “wdu” prefix (not seasonally adjusted) or a “wds” prefix (seasonally adjusted) with a commodity code.

<u>Commodity code</u>	<u>Provides data for:</u>
wds019	Other farm products, seasonally adjusted
wdu0635	Preparations, ethical (prescription), not seasonally adjusted
wdusi138011	Stainless steel mill products, not seasonally adjusted

Current price indexes grouped by industry according to NAICS have series identifiers that begin with the prefix “pcu.” After the prefix, there are 12 digits (the 6-digit industry code is listed twice) followed by up to 7 alphanumeric characters identifying product detail. Dashes are used as placeholders for higher-level industry group codes.

<u>Industry-product code, current NAICS series</u>	<u>Provides data for:</u>
pcu325---325---	Chemical manufacturing
pcu336110336110	Automobile and light duty motor vehicle manufacturing
pcu621111621111411	Offices of physicians, one- and two-physician practices and single-specialty group practices, general/family practice

Discontinued industry-product codes based on SIC combine a “pdu” prefix and “#” between the fourth and fifth characters of the product code. Series identifiers for the discontinued dataset use underscores as placeholders to complete a reference to an SIC industry group code of fewer than four digits. (All PPI industry-based indexes organized by SIC were discontinued with the introduction of NAICS in 2004.)

<u>Industry-product code, discontinued SIC series</u>	<u>Provides data for:</u>
pdu28_#	Chemicals and allied products
pdu331_#	Blast furnaces, steel works, and rolling and finishing mills
pdu3711#111	Passenger cars

Price indexes for discontinued series grouped by industry according to NAICS have identifiers that begin with the prefix “ndu”. After the prefix, there are 12

numeric digits (the 6-digit industry code is listed twice), and up to 7 additional alphanumeric characters that identify product detail. Dashes are used as placeholders for higher-level group codes.

Industry-product code, discontinued NAICS series

ndu212231212231
 ndu2122312122312
 ndu212231212231214

Provides data for

Lead and zinc ore mining
 Lead, zinc concentrates
 Lead concentrates

- **Text Files** are best suited for users requiring access to either a large volume of time series data or other PPI-related documentation, such as seasonal factor tables and relative importance tables. The text files can be accessed at <https://download.bls.gov/> or directly from links on the “PPI Databases” page or the PPI homepage. Data and documentation available for download include the following:

Industry Data	<u>Directory:</u> /pub/time.series/pc
Industry Data - Discontinued (NAICS basis)	/pub/time.series/nd
(SIC basis)	/pub/time.series/pd
Commodity Data (incl. FD-ID)	/pub/time.series/wp
Commodity Data – Discontinued	/pub/time.series/wd
Special requests	/pub/special.requests/ppi

Additional information

The PPI homepage (<https://www.bls.gov/ppi>) contains additional information regarding PPI data and methodology. The top section of the homepage provides PPI news releases, both current and archived, as well as general PPI information. The “PPI Tables” section found beneath the statistics section provides relative importance and seasonal factor tables. The remaining sections offer special notices and publications pertaining to PPI methodology and applications.

For questions or comments regarding PPI data classification, methodology, or data availability on the Internet, call or e-mail the Section of Index Analysis and Public Information at (202) 691-7705 or ppi-info@bls.gov.