

PPI Detailed Report

Data for February 2015



U.S. Department of Labor

U.S. Bureau of Labor Statistics



**Mining • Manufacturing • Services
Agriculture • Utilities • Construction**

PPI Detailed Report

Data for February 2015

Editors

Joseph Kowal
Antonio Lombardozzi
Lana Borgie
Brian Hergt

Vol. 19, No. 2

Contents

	<i>Page</i>
Producer Price Indexes, February 2015	1
PPI to update samples more frequently	6
Charts	
Final demand	7
Processed goods for intermediate demand	8
Unprocessed goods for intermediate demand	9
Services for intermediate demand	10
Tables	
Producer Price Indexes	
1. Final demand	11
2. Intermediate demand by commodity type	13
3. Intermediate demand by production flow	15
4. Selected commodity groupings by final demand category	18
5. Selected commodity groupings of intermediate demand by commodity type	21
6. Selected commodity groupings of intermediate demand by production flow	24
7. Selected final demand and intermediate demand categories, seasonally adjusted	28
8. Selected commodity groupings	29
9. Commodity and service groupings and individual items	30
10. Net output of selected industries and industry groups	88
11. Net output of selected industries and their products	90
12. Durability of product	167
13. Special commodity groupings	168
14. Net inputs to industries, excluding capital investment, labor, and imports	170
Technical note	174

Producer Price Index Release Dates

The following is the schedule of release dates for Producer Price Index data for 2015. News releases are issued at 8:30 a.m. eastern time on each release date.

Reference Month	Release Date
January 2015	Feb. 18, 2015
February 2015	Mar. 13, 2015
March 2015	Apr. 14, 2015
April 2015	May 14, 2015
May 2015	June 12, 2015
June 2015	July 15, 2015
July 2015	Aug. 14, 2015
August 2015	Sept. 11, 2015
September 2015	Oct. 14, 2015
October 2015	Nov. 13, 2015
November 2015	Dec. 11, 2015

Producer Price Indexes – February 2015

The Producer Price Index for final demand fell 0.5 percent in February, seasonally adjusted. Final demand prices moved down 0.8 percent in January and 0.2 percent in December. On an unadjusted basis, the index for final demand decreased 0.6 percent for the 12 months ended in February. (See table A.)

In February, about 70 percent of the decline in final demand prices can be attributed to a 0.5-percent decrease in the index for final demand services. Prices for final demand goods moved down 0.4 percent.

Within intermediate demand, the index for processed goods fell 0.6 percent, the index for unprocessed goods dropped 3.9 percent, and prices for services edged up 0.1 percent. (See tables B and C.)

Final Demand

Final demand services: Prices for final demand services fell 0.5 percent in February, the largest decline since the inception of the index in December 2009. Leading the decrease, margins for final demand trade services dropped 1.5 percent. (Trade indexes measure changes in margins received by wholesalers and retailers.) The index for final demand transportation and warehousing services also moved down 1.5 percent. In contrast, prices for final demand services less trade, transportation, and warehousing rose 0.3 percent.

Product detail: In February, nearly 30 percent of the decline in the index for final demand services can be traced to margins for fuels and lubricants retailing, which fell 13.4 percent. The indexes for machinery, equipment, parts, and supplies wholesaling; food and alcohol retailing; apparel, jewelry, footwear, and accessories retailing; truck transportation of freight; and wireless telecommunication services also moved lower. Conversely, prices for inpatient care advanced 0.6 percent. The indexes for outpatient care (partial) and for TV, video, and photographic equipment and supplies wholesaling also increased. (See table 4.)

Final demand goods: The index for final demand goods moved down 0.4 percent in February, the eighth consecutive decrease. Over two-thirds of the decline in February can be attributed to prices for final demand foods, which fell 1.6 percent. The index for final demand goods less foods and energy inched down 0.1 percent, and prices for final demand energy were unchanged.

Product detail: About a quarter of the decline in prices for final demand goods can be traced to the index for fresh and dry vegetables, which dropped 17.1 percent. Prices for iron and steel scrap, meats, jet fuel, industrial chemicals, and processed

poultry also moved lower. In contrast, the index for gasoline rose 1.5 percent. Prices for light motor trucks and chicken eggs also moved up.

Special grouping, Final demand less foods, energy, and trade: The index for final demand less foods, energy, and trade services was unchanged after falling 0.3 percent in January. For the 12 months ended in February, prices for final demand less foods, energy, and trade services rose 0.7 percent.

Intermediate Demand by Commodity Type

Processed goods for intermediate demand: The index for processed goods for intermediate demand fell 0.6 percent in February, the seventh straight decline. Half of the February decrease is attributable to prices for processed materials less foods and energy, which moved down 0.4 percent. In addition, the index for processed foods and feeds dropped 1.9 percent, and prices for processed energy goods fell 0.6 percent. For the 12 months ended in February, the index for processed goods for intermediate demand decreased 6.4 percent, the largest 12-month decline since a 7.7-percent drop in October 2009. (See table B.)

Product detail: Over 20 percent of the decrease in prices for processed goods for intermediate demand can be traced to the index for industrial chemicals, which declined 1.9 percent. Prices for steel mill products, plastic resins and materials, meats, prepared animal feeds, and jet fuel also moved lower. Conversely, the index for gasoline rose 1.5 percent. The indexes for lubricating oil base stocks and paint colors also advanced. (See table 5.)

Unprocessed goods for intermediate demand: The index for unprocessed goods for intermediate demand fell 3.9 percent in February, the fifth straight decrease. Three-quarters of the decline in February can be attributed to prices for unprocessed foodstuffs and feedstuffs, which dropped 6.7 percent. The index for unprocessed nonfood materials less energy fell 5.2 percent. In contrast, prices for unprocessed energy materials advanced 0.9 percent. For the 12 months ended in February, the index for unprocessed goods for intermediate demand decreased 25.0 percent, the largest 12-month drop since a 31.7-percent decline in September 2009.

Product detail: A major factor in the February decline in prices for unprocessed goods for intermediate demand was the index for slaughter poultry, which fell 14.7 percent. The indexes for natural gas; iron and steel scrap; raw milk; slaughter livestock; and hay, hayseeds, and oilseeds also decreased. Conversely, the index for crude petroleum moved up 12.3 percent. Prices for ungraded chicken eggs and gold ores also rose.

Chart 1. One-month percent changes in selected PPI final demand price indexes, seasonally adjusted

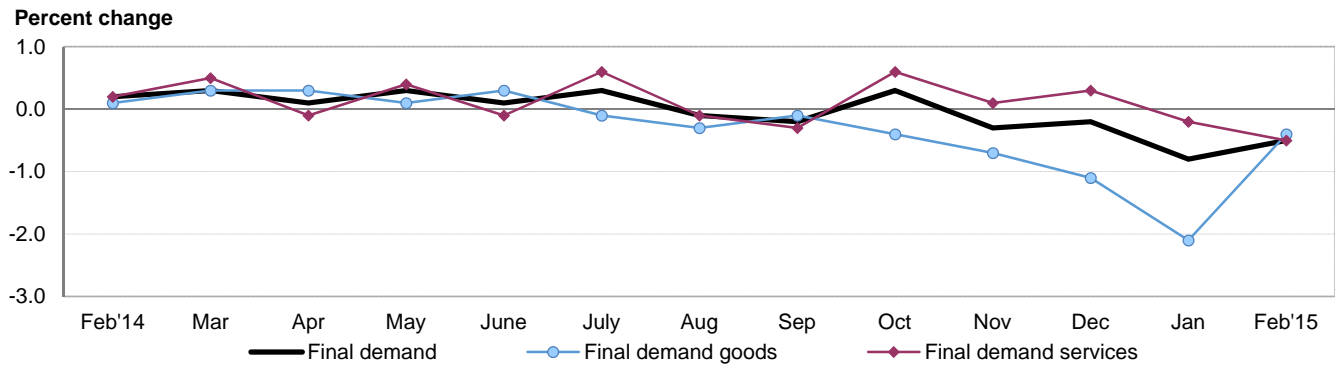


Chart 2. Twelve-month percent changes in selected PPI final demand price indexes, not seasonally adjusted

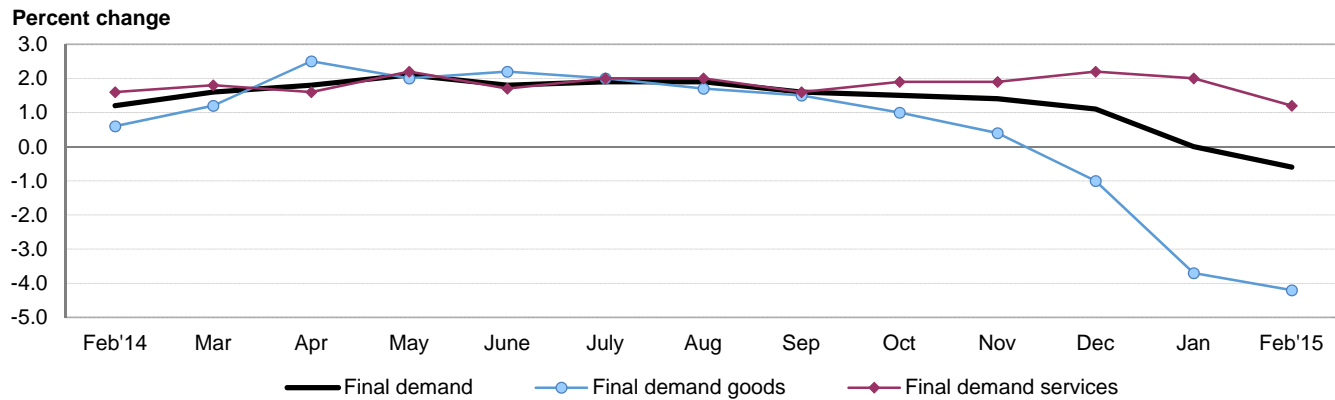


Table A. Monthly and 12-month percent changes in selected final demand price indexes, seasonally adjusted

Month	Total final demand	Final demand goods				Final demand services				Change in final demand from 12 months ago (unadj.)
		Total	Foods	Energy	Less foods and energy	Total	Trade	Transportation and warehousing	Other	
2014										
Feb.....	0.2	0.1	0.5	-0.5	0.1	0.2	0.6	-0.3	0.2	1.2
Mar.....	0.3	0.3	1.2	0.4	0.0	0.5	0.6	0.5	0.2	1.6
Apr.....	0.1	0.3	1.8	-0.5	0.2	-0.1	-0.5	0.5	0.1	1.8
May.....	0.3	0.1	-0.1	0.4	0.1	0.4	1.1	0.3	-0.1	2.1
June.....	0.1	0.3	0.1	0.7	0.1	-0.1	-0.5	0.4	0.3	1.8
July.....	0.3	-0.1	-0.2	-0.8	0.2	0.6	1.6	0.2	0.1	1.9
Aug.....	-0.1	-0.3	-0.2	-1.0	0.0	-0.1	-0.6	0.2	0.3	1.9
Sept.....	-0.2	-0.1	-0.1	-0.9	0.2	-0.3	-0.8	-0.2	0.0	1.6
Oct. ¹	0.3	-0.4	0.6	-2.6	-0.1	0.6	2.0	-0.4	0.0	1.5
Nov. ¹	-0.3	-0.7	0.2	-3.7	0.0	0.1	-0.2	0.3	0.2	1.4
Dec.....	-0.2	-1.1	-0.1	-6.2	0.1	0.3	0.5	-0.2	0.1	1.1
2015										
Jan.....	-0.8	-2.1	-1.1	-10.3	-0.2	-0.2	0.5	-0.8	-0.4	0.0
Feb.....	-0.5	-0.4	-1.6	0.0	-0.1	-0.5	-1.5	-1.5	0.3	-0.6

¹ Some of the figures shown above and elsewhere in this release may differ from those previously reported because data for October 2014 have been revised to reflect the availability of late reports and corrections by respondents.

Table B. Monthly and 12-month percent changes in selected intermediate demand price indexes for goods by commodity type, seasonally adjusted

Month	Processed goods for intermediate demand					Unprocessed goods for intermediate demand				
	Total	Foods and feeds	Energy goods	Less foods and energy	Total, change from 12 months ago (unadj.)	Total	Food-stuffs and feed-stuffs	Energy materials	Nonfood materials less energy	Total, change from 12 months ago (unadj.)
2014										
Feb.....	0.2	0.7	-0.4	0.4	-0.2	4.6	0.0	13.0	-1.1	5.1
Mar.....	0.0	0.7	0.6	-0.2	0.7	0.4	5.3	-3.6	-0.5	5.3
Apr.....	0.0	2.3	-1.7	0.2	1.5	1.1	2.9	-1.0	1.4	6.5
May.....	0.1	0.0	0.8	-0.1	1.4	-1.1	-1.9	-0.8	-0.3	4.2
June.....	0.1	0.4	0.4	0.1	1.5	-1.1	-2.1	0.1	-1.6	3.7
July.....	0.1	-0.7	-0.4	0.4	1.6	-1.7	-0.9	-3.5	0.3	0.9
Aug.....	-0.1	-0.3	-1.0	0.2	1.4	-3.0	-2.1	-5.3	-0.8	-0.5
Sept.....	-0.2	0.8	-1.1	-0.1	1.1	0.1	2.3	-1.9	0.1	-0.2
Oct. ¹	-1.0	-1.7	-2.8	-0.3	0.2	-3.3	0.0	-7.0	-2.5	-2.1
Nov. ¹	-0.8	0.2	-3.6	-0.2	-0.3	-1.3	1.9	-4.8	-1.6	-1.6
Dec.....	-1.6	-0.3	-5.6	-0.6	-2.2	-4.6	-5.7	-5.1	-0.4	-8.1
2015										
Jan.....	-2.8	-2.5	-8.3	-1.3	-5.5	-9.4	-1.8	-23.6	-0.7	-18.4
Feb.....	-0.6	-1.9	-0.6	-0.4	-6.4	-3.9	-6.7	0.9	-5.2	-25.0

¹ Some of the figures shown above and elsewhere in this release may differ from those previously reported because data for October 2014 have been revised to reflect the availability of late reports and corrections by respondents.

Services for intermediate demand: The index for services for intermediate demand advanced 0.1 percent in February following a 0.2-percent decrease in January. Leading the increase, prices for services less trade, transportation, and warehousing for intermediate demand rose 0.2 percent. The index for trade services for intermediate demand inched up 0.1 percent. In contrast, prices for transportation and warehousing services for intermediate demand fell 0.8 percent. For the 12 months ended in February, the index for services for intermediate demand moved up 1.2 percent, the smallest advance since a 1.0-percent increase in April 2014. (See table C.)

Product detail: In February, a 1.3-percent rise in the index for securities brokerage, dealing, investment advice, and related services led the advance in prices for services for intermediate demand. The indexes for legal services; metals, minerals, and ores wholesaling; management consulting services; and hardware, building material, and related supplies retailing also moved higher. Conversely, prices for truck transportation of freight fell 1.3 percent. The indexes for co-employment staffing services, wireless telecommunication services, and fuels and lubricants retailing also decreased.

Table C. Monthly and 12-month percent changes in selected intermediate demand price indexes for services by commodity type, seasonally adjusted

Month	Services for intermediate demand				Total, change from 12 months ago (unadj.)
	Total	Trade	Transportation and warehousing	Other	
2014					
Feb.....	0.1	0.1	0.9	0.0	1.4
Mar.....	0.4	0.5	0.2	0.4	1.7
Apr.....	-0.2	-1.2	0.3	-0.1	1.0
May.....	0.0	1.0	0.3	-0.3	1.5
June.....	0.1	-0.4	0.3	0.2	1.3
July.....	0.6	1.4	0.3	0.5	1.9
Aug.....	0.0	-0.3	0.2	0.0	1.7
Sept.....	-0.1	0.3	-0.1	-0.2	1.5
Oct. ¹	0.4	1.4	-0.2	0.3	1.8
Nov. ¹	0.0	-1.1	0.1	0.4	1.5
Dec.....	0.1	0.2	0.0	0.0	1.7
2015					
Jan.....	-0.2	0.7	-0.3	-0.4	1.3
Feb.....	0.1	0.1	-0.8	0.2	1.2

¹ Some of the figures shown above and elsewhere in this release may differ from those previously reported because data for October 2014 have been revised to reflect the availability of late reports and corrections by respondents.

Intermediate Demand by Production Flow

Stage 4 intermediate demand: The index for stage 4 intermediate demand edged down 0.1 percent in February, the fourth consecutive decline. In February, prices for total goods inputs to stage 4 intermediate demand fell 0.4 percent. In contrast, the index for total services inputs increased 0.2 percent. (See table D.) Lower prices for meats, co-employment staffing services, truck transportation of freight, unprocessed and packaged fish, and industrial chemicals outweighed advances in the indexes for legal services; management consulting services; securities brokerage, dealing, investment advice, and related services; and plastic construction products. (See table 6.) For the 12 months ended in February, prices for stage 4 intermediate demand decreased 0.7 percent.

Stage 3 intermediate demand: Prices for stage 3 intermediate demand dropped 1.4 percent in February, the fifth straight decrease. In February, the index for total goods inputs to stage 3 intermediate demand fell 2.7 percent. Conversely, prices for total services inputs edged up 0.1 percent. Declines in the indexes for slaughter poultry, raw milk, slaughter livestock, jet fuel, industrial chemicals, and passenger car rental outweighed advances in the indexes for metals, minerals, and ores wholesaling; ungraded chicken eggs; and gasoline. For the 12 months ended in February, prices for stage 3 intermediate demand moved down 5.0 percent.

Stage 2 intermediate demand: The index for stage 2 intermediate demand decreased 0.2 percent in February after dropping 5.0 percent in January. In February, prices for total goods inputs to stage 2 intermediate demand fell 0.6 percent. In contrast, the index for total services inputs moved up 0.2 percent. Lower prices for natural gas, plastic resins and materials, prepared animal feeds, steel mill products, co-employment staffing services, and iron and steel scrap outweighed higher prices for legal services; crude petroleum; and securities brokerage, dealing, investment advice, and related services. For the 12 months ended in February, the index for stage 2 intermediate demand dropped 14.2 percent.

Stage 1 intermediate demand: Prices for stage 1 intermediate demand fell 1.4 percent in February, the sixth straight decline. In February, the index for total goods inputs to stage 1 intermediate demand decreased 2.2 percent, and prices for total services inputs moved down 0.3 percent. Lower prices for iron and steel scrap, industrial chemicals, nonferrous scrap, wireless telecommunication services, natural gas, and diesel fuel outweighed advances in the indexes for metals, minerals, and ores wholesaling; crude petroleum; and securities brokerage, dealing, investment advice, and related services. For the 12 months ended in February, prices for stage 1 intermediate demand fell 7.5 percent.

Table D. Monthly percent changes in selected intermediate demand price indexes by production flow, seasonally adjusted

Month	Stage 4 intermediate demand			Stage 3 intermediate demand			Stage 2 intermediate demand			Stage 1 intermediate demand		
	Total	Goods inputs	Ser-vices inputs	Total	Goods inputs	Ser-vices inputs	Total	Goods inputs	Ser-vices inputs	Total	Goods inputs	Ser-vices inputs
2014												
Feb.....	0.0	0.0	0.1	0.3	0.3	0.2	3.5	5.9	0.3	0.0	-0.3	0.3
Mar.....	0.5	0.4	0.6	0.9	1.5	0.3	-1.2	-2.1	0.0	-0.3	-0.8	0.5
Apr.....	-0.1	0.0	-0.2	0.2	0.4	0.0	-0.1	0.1	-0.3	-0.2	-0.1	-0.4
May.....	0.1	0.2	-0.1	-0.2	-0.5	0.0	-0.3	-0.4	0.0	-0.2	-0.2	-0.2
June.....	0.1	0.1	0.2	-0.1	-0.1	0.1	-0.2	-0.3	0.1	0.1	0.1	0.3
July.....	0.3	0.0	0.6	0.5	0.5	0.4	-0.9	-1.9	0.6	0.9	0.7	0.9
Aug.....	0.0	-0.1	0.0	-0.3	-0.7	0.2	-1.6	-2.7	-0.1	0.0	0.1	0.0
Sept.....	-0.1	-0.1	0.0	0.3	0.7	-0.2	-0.6	-1.0	-0.1	-0.4	-0.8	0.1
Oct. ¹	0.0	-0.5	0.4	-0.3	-0.8	0.2	-2.3	-4.5	0.6	-0.9	-1.8	0.4
Nov. ¹	-0.4	-0.5	-0.2	-0.3	-0.7	0.3	-1.0	-2.1	0.3	-0.9	-1.5	-0.3
Dec.....	-0.3	-0.9	0.4	-1.9	-3.2	-0.2	-2.0	-3.4	-0.4	-1.5	-3.1	0.8
2015												
Jan.....	-0.7	-1.3	0.0	-2.4	-4.2	-0.1	-5.0	-9.8	-0.5	-3.3	-5.7	0.0
Feb.....	-0.1	-0.4	0.2	-1.4	-2.7	0.1	-0.2	-0.6	0.2	-1.4	-2.2	-0.3

¹ Some of the figures shown above and elsewhere in this release may differ from those previously reported because data for October 2014 have been revised to reflect the availability of late reports and corrections by respondents.

PPI to Update Samples More Frequently

The Producer Price Index (PPI) periodically updates the sample of producers providing index data in order to reflect current conditions more accurately when the structure, membership, technology, or product mix of an industry shifts. Since 1986, these sample updates have occurred at semi-annual intervals, with the release of data for January and July. Effective with the release of PPI data for June 2015 on July 15, 2015, PPI will update samples on a tri-annual basis, coinciding with the release of data for February, June, and October (in March, July, and November, respectively). This accelerated approach to replacing industry samples will result in indexes that better

represent current industry production and will improve data quality.

With each sample update, PPI will continue to publish a notice listing the impacted industries in both the PPI News Release and *PPI Detailed Report*. In addition, PPI will continue to publish information on specific index additions, deletions, and recodes associated with the updated samples in the *PPI Detailed Report*.

For further information, contact the PPI Section of Index Analysis and Public Information, at ppi-info@bls.gov or (202) 691-7705.

Chart 1. The Final Demand Index and its component indexes, January 2011 through February 2015, 12-month percentage changes

Percent change

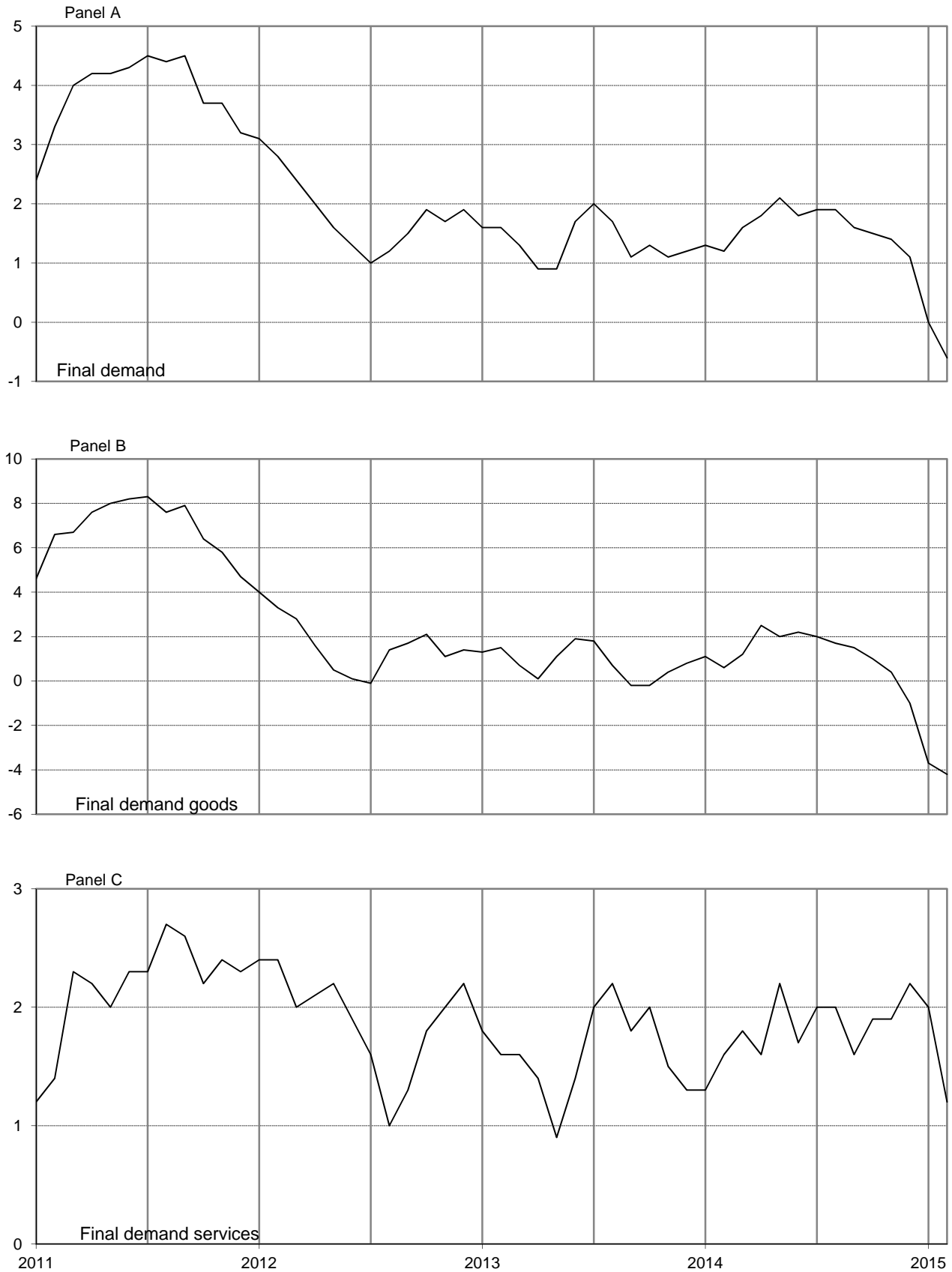


Chart 2. The Processed Goods for Intermediate Demand Index and its component indexes, January 2011 through February 2015, 12-month percentage changes

Percent change

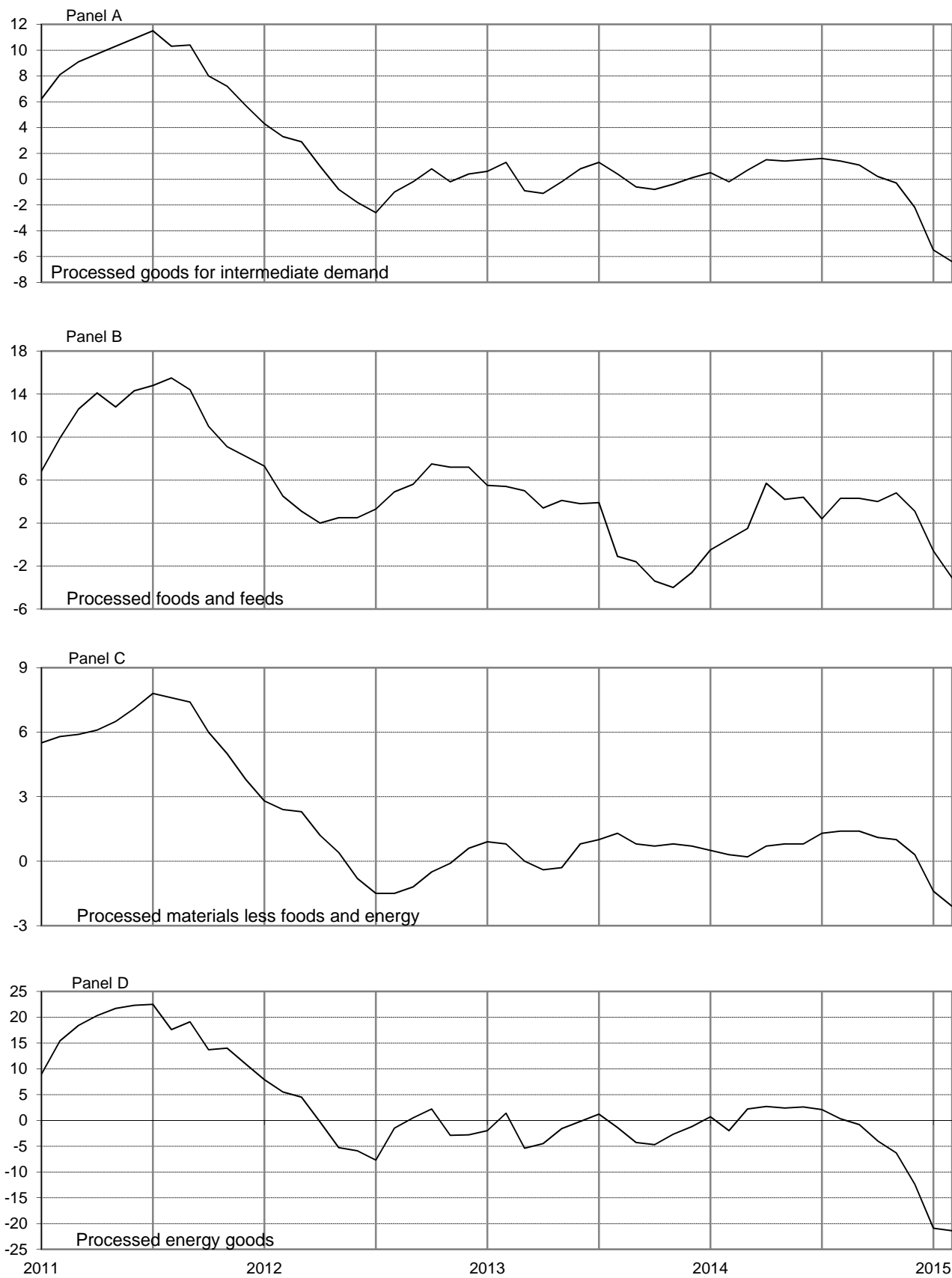


Chart 3. The Unprocessed Goods for Intermediate Demand Index and its component indexes, January 2011 through February 2015, 12-month percentage changes

Percent change

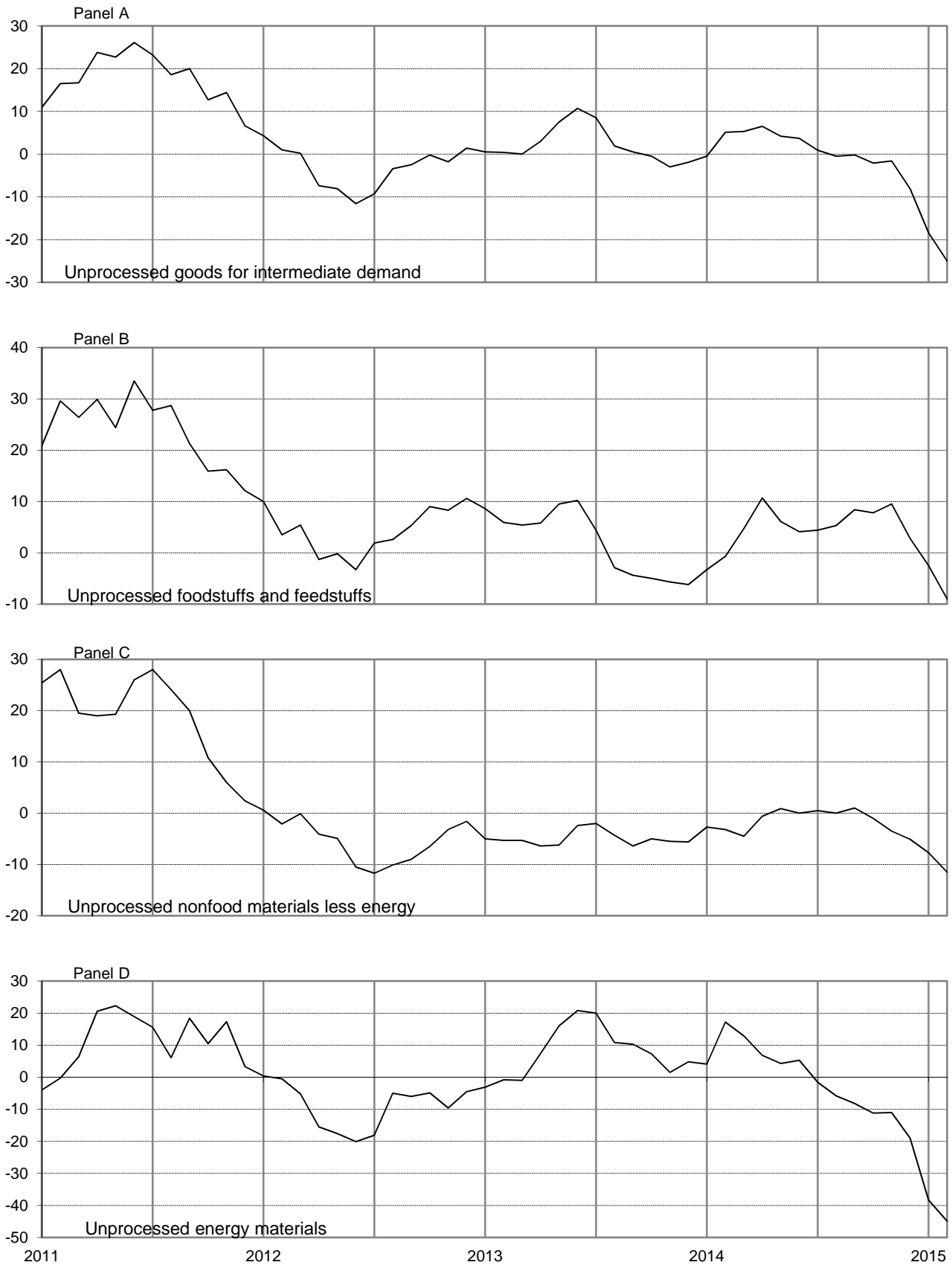
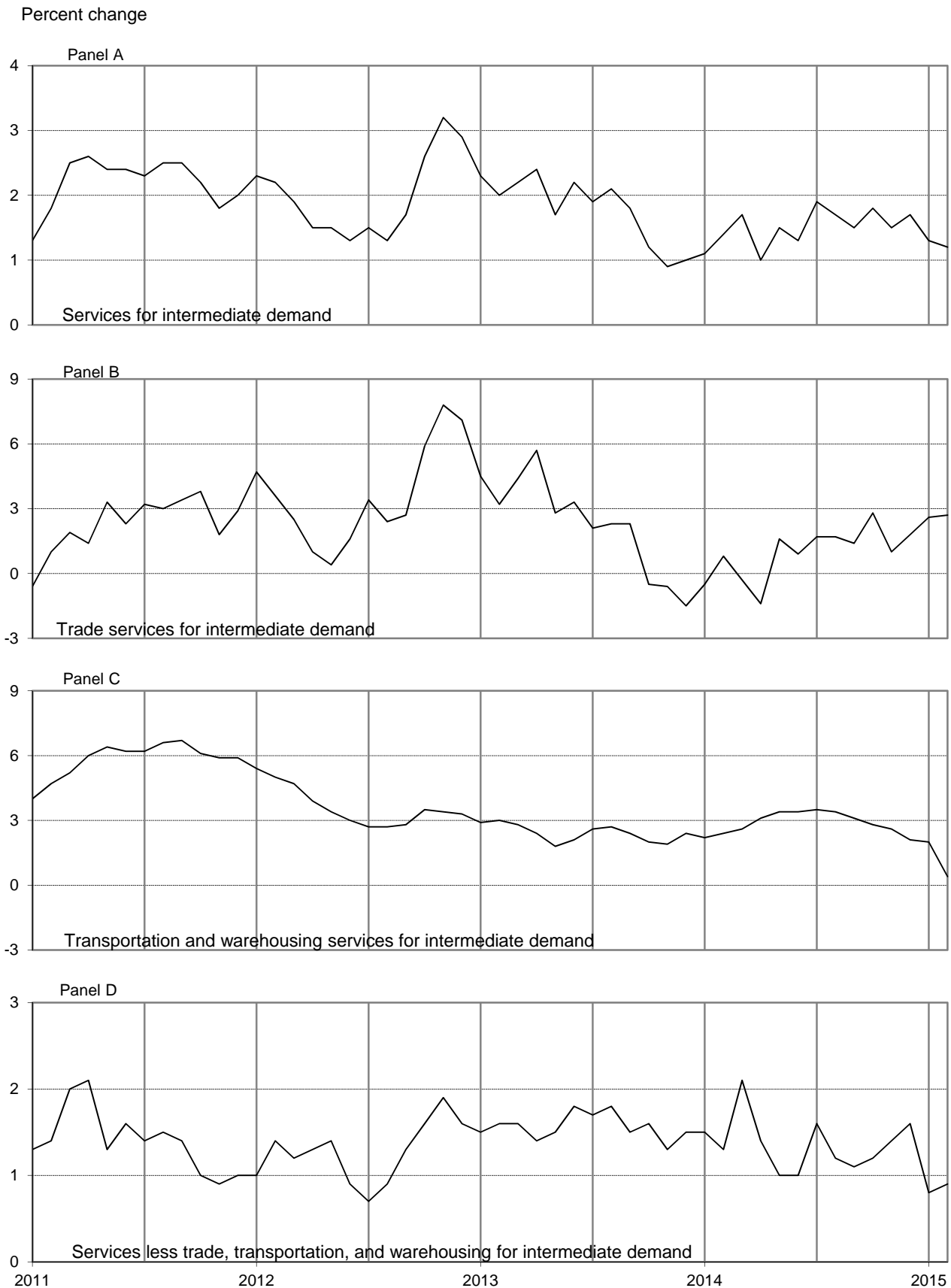


Chart 4. The Services for Intermediate Demand Index and its component indexes, January 2011 through February 2015, 12-month percentage changes



Source: U.S. Bureau of Labor Statistics, Producer Price Index Program

Table 1. Producer price indexes and percent changes for final demand¹
 [Nov 2009=100, unless otherwise indicated]

Grouping	Other index base	Relative Importance Dec. 2014 ²	Unadjusted index			Unadjusted percent change to Feb. 2015 from:		Seasonally adjusted percent change from:		
			Oct. 2014 ³	Jan. 2015 ³	Feb. 2015 ³	Feb. 2014	Jan. 2015	Nov. to Dec.	Dec. to Jan.	Jan. to Feb.
			Final demand.....		100.000	111.4	109.7	109.4	-0.6	-0.3
Final demand goods.....		34.693	113.6	108.9	108.7	-4.2	-0.2	-1.1	-2.1	-0.4
Final demand foods.....		5.794	122.4	120.5	118.6	0.4	-1.6	-0.1	-1.1	-1.6
Finished consumer foods ⁴	00/82	4.634	216.3	212.8	209.7	1.8	-1.5	-0.1	-0.9	-1.4
Finished consumer foods, crude.....	00/82	0.409	193.2	214.2	197.9	3.6	-7.6	4.1	1.1	-7.3
Finished consumer foods, processed.....	00/82	4.225	218.6	212.9	211.1	1.8	-0.8	-0.5	-1.0	-0.8
Government purchased foods.....		0.372	132.2	124.6	121.8	-0.7	-2.2	-1.2	-1.8	-2.1
Foods for export.....		0.788	119.6	120.2	117.8	-7.7	-2.0	0.2	-2.2	-2.3
Final demand energy.....		6.320	119.6	95.8	96.8	-22.4	1.0	-6.2	-10.3	0.0
Finished consumer energy goods ⁴	00/82	4.954	185.1	150.8	153.4	-19.8	1.7	-5.7	-9.6	0.6
Government purchased energy.....		1.025	129.7	100.1	98.8	-28.2	-1.3	-7.3	-11.5	-2.5
Energy for export.....		0.341	126.7	87.0	85.7	-40.2	-1.5	-11.6	-17.0	-2.7
Final demand goods less foods and energy.....		22.579	110.0	110.0	109.8	0.4	-0.2	0.1	-0.2	-0.1
Finished goods less foods and energy ⁴	00/82	13.472	189.9	191.0	191.1	1.5	0.1	0.3	0.2	0.1
Finished consumer goods less foods and energy.....	00/82	7.630	207.0	208.8	208.9	2.0	0.0	0.3	0.2	0.1
Nondurable consumer goods less foods and energy.....	00/82	4.432	255.1	259.1	259.4	3.2	0.1	0.5	0.4	0.2
Durable consumer goods.....	00/82	3.198	155.2	155.0	155.0	0.4	0.0	0.1	-0.1	0.1
Private capital equipment.....	00/82	5.842	167.5	167.7	167.9	1.0	0.1	0.2	0.1	0.1
Private capital equipment for manufacturing industries.....	00/82	1.384	169.3	169.8	170.2	1.1	0.2	0.1	0.1	0.2
Private capital equipment for nonmanufacturing industries.....	00/82	4.458	166.7	166.9	166.9	0.8	0.0	0.2	0.1	0.1
Government purchased goods, excluding foods and energy.....		2.260	108.9	109.0	109.1	0.5	0.1	0.0	-0.1	0.1
Government purchased goods excluding foods, energy, and capital equipment.....		1.417	110.6	110.4	110.4	0.2	0.0	0.0	-0.4	0.1
Government purchased capital equipment.....		0.843	105.4	106.0	106.0	0.9	0.0	0.2	0.3	0.1
Goods for export, excluding foods and energy.....		6.847	110.4	109.2	108.4	-2.0	-0.7	-0.2	-0.9	-0.8
Final demand services.....		63.288	110.0	109.8	109.5	1.2	-0.3	0.3	-0.2	-0.5
Final demand trade services ⁵		20.028	112.6	112.1	111.1	2.2	-0.9	0.5	0.5	-1.5
Trade of finished goods ⁴		17.578	112.7	112.1	111.0	2.3	-1.0	0.5	0.5	-1.7
Trade of personal consumption goods.....		14.129	113.5	112.2	111.2	2.4	-0.9	0.7	0.4	-1.7
Trade of private capital equipment.....		3.449	108.5	110.8	108.9	0.7	-1.7	-0.2	0.7	-1.7
Trade of government purchased goods.....		0.672	111.1	112.1	111.0	1.6	-1.0	0.4	0.7	-1.0
Trade of government purchased goods, excluding capital equipment.....		0.372	111.7	111.7	111.3	1.9	-0.4	0.6	0.4	-0.4
Trade of government purchased capital equipment.....		0.300	109.9	112.5	110.6	0.8	-1.7	0.0	0.7	-1.7
Trade of exports.....		1.778	111.8	112.7	111.8	1.9	-0.8	0.4	0.7	-0.8
Final demand transportation and warehousing services.....		5.108	117.4	116.8	115.1	-0.6	-1.5	-0.2	-0.8	-1.5
Transportation of passengers for final demand.....		1.261	117.2	117.5	114.3	-0.3	-2.7	0.0	-1.0	-2.7
Transportation of private passengers.....		0.861	117.2	117.5	114.3	-0.3	-2.7	0.0	-1.0	-2.7
Transportation of government passengers.....		0.130	117.2	117.4	114.3	-0.3	-2.6	0.1	-1.1	-2.6
Transportation of passengers for export.....		0.270	117.2	117.5	114.3	-0.3	-2.7	0.0	-1.0	-2.7
Transportation and warehousing of goods for final demand.....		3.847	117.5	116.5	115.3	-0.8	-1.0	-0.2	-0.6	-1.1
Transportation and warehousing of finished goods ⁴		2.733	116.7	115.5	114.3	-1.1	-1.0	-0.1	-0.7	-1.1
Transportation and warehousing of personal consumption goods.....		2.144	116.9	115.8	114.6	-1.0	-1.0	-0.1	-0.7	-1.1
Transportation and warehousing of private capital equipment.....		0.589	115.7	114.5	113.2	-1.2	-1.1	-0.1	-0.8	-1.2
Transportation and warehousing of government purchased goods.....		0.278	116.6	115.5	114.6	-0.7	-0.8	-0.2	-0.6	-0.9
Transportation and warehousing of exports.....		0.836	120.0	119.7	118.6	0.2	-0.9	-0.4	-0.3	-0.8
Final demand services less trade, transportation, and warehousing.....		38.152	107.9	107.8	108.2	1.0	0.4	0.1	-0.4	0.3
Finished services less trade, transportation, and warehousing ⁴		34.074	108.3	108.3	108.6	1.0	0.3	0.1	-0.4	0.3
Finished consumer services less trade, transportation, and warehousing.....		31.149	108.3	108.3	108.6	1.1	0.3	0.2	-0.3	0.2
Private capital investment services less trade, transportation, and warehousing.....		2.925	109.3	108.5	109.0	-0.1	0.5	-0.2	-0.7	0.6
Government purchased services less trade, transportation, and warehousing.....		2.594	105.1	104.6	105.0	1.1	0.4	0.1	-0.6	0.3
Gov. purchased services less trade, transportation, and warehousing, excl. capital investment.....		2.503	105.3	104.9	105.2	1.1	0.3	0.1	-0.6	0.3
Government purchased capital investment services less trade, transportation, and warehousing.....		0.091	97.6	96.8	97.6	0.0	0.8	-0.3	-0.1	0.8
Services for export less trade, transportation, and warehousing.....		1.484	104.0	103.9	104.5	-0.1	0.6	-0.1	-0.6	0.5
Final demand construction.....		2.020	111.4	111.9	112.1	2.0	0.2	0.0	0.4	0.1
Construction for private capital investment.....		1.362	111.3	111.8	111.9	2.0	0.1	0.0	0.4	0.1
Construction for government.....		0.658	111.7	112.1	112.2	1.8	0.1	0.0	0.1	0.1
Special groupings										
Final demand less exports.....	04/10	87.656	109.8	108.1	107.9	-0.4	-0.2	-0.2	-0.8	-0.4
Final demand less government.....	04/10	92.011	109.8	108.2	108.0	-0.4	-0.2	-0.2	-0.7	-0.5
Final demand less foods, food and nonalcoholic beverages for immediate consumption, and energy ⁶	04/10	87.329	109.0	108.8	108.6	1.1	-0.2	0.3	-0.2	-0.4
Final demand less foods and energy ⁶	04/10	87.886	108.9	108.7	108.5	1.0	-0.2	0.3	-0.1	-0.5

See footnotes at end of table.

Table 1. Producer price indexes and percent changes for final demand¹ — Continued
 [Nov 2009=100, unless otherwise indicated]

Grouping	Other index base	Relative Importance Dec. 2014 ²	Unadjusted index			Unadjusted percent change to Feb. 2015 from:		Seasonally adjusted percent change from:		
			Oct. 2014 ³	Jan. 2015 ³	Feb. 2015 ³	Feb. 2014	Jan. 2015	Nov. to Dec.	Dec. to Jan.	Jan. to Feb.
Final demand less foods and food and nonalcoholic beverages for immediate consumption ⁶	04/10	93.649	109.3	107.5	107.4	-0.7	-0.1	-0.3	-0.8	-0.4
Final demand less foods ⁶	04/10	94.206	109.2	107.5	107.3	-0.7	-0.2	-0.3	-0.7	-0.4
Final demand less energy.....	04/10	93.680	109.4	109.2	108.8	0.9	-0.4	0.2	-0.2	-0.5
Final demand less trade services.....	01/10	79.972	109.9	107.9	107.9	-1.3	0.0	-0.5	-1.1	-0.2
Final demand less distributive services ⁷	01/10	76.125	109.6	107.6	107.6	-1.4	0.0	-0.5	-1.1	-0.1
Final demand goods less energy.....	01/10	28.373	111.4	111.0	110.5	0.4	-0.5	0.0	-0.4	-0.5
Final demand goods less foods.....	04/10	28.899	109.4	104.3	104.4	-5.1	0.1	-1.3	-2.4	-0.1
Final demand services less trade services.....	04/10	43.260	108.1	107.9	108.0	0.7	0.1	0.1	-0.5	0.1
Final demand distributive services ⁷	04/10	23.875	111.2	110.6	109.6	1.8	-0.9	0.5	0.4	-1.4
Final demand goods plus final demand distributive services ⁷	04/10	58.568	111.1	108.1	107.6	-1.7	-0.5	-0.5	-1.1	-0.8
Final demand less foods, energy, and trade services ⁶	08/13	67.858	101.8	101.8	101.8	0.7	0.0	0.1	-0.3	0.0
Private and government purchased capital equipment.....	08/13	6.685	102.1	102.3	102.4	0.9	0.1	0.2	0.1	0.1
Private and government purchased capital investment services.....	08/13	7.354	100.5	101.3	100.5	0.4	-0.8	-0.2	0.1	-0.8
Total private and government purchased capital investment.....	08/13	14.039	101.7	102.1	101.9	0.9	-0.2	0.0	0.1	-0.2
Total finished ⁴	01/10	79.668	110.4	108.9	108.7	-0.1	-0.2	-0.1	-0.7	-0.4
Total finished less foods, food and nonalcoholic beverages for immediate consumption, and energy ^{4, 6}	12/10	69.536	108.7	108.6	108.4	1.4	-0.2	0.3	-0.1	-0.4
Total finished less foods and energy ^{4, 6}	01/10	70.080	109.5	109.4	109.2	1.4	-0.2	0.3	0.0	-0.5
Total finished less foods and food and nonalcoholic beverages for immediate consumption ^{4, 6}	12/10	74.490	108.6	107.0	107.0	-0.2	0.0	-0.2	-0.6	-0.4
Total finished less foods ^{4, 6}	01/10	75.034	109.9	108.3	108.3	-0.2	0.0	-0.1	-0.6	-0.4
Total finished less energy ⁴	01/10	74.714	110.1	109.9	109.7	1.4	-0.2	0.3	-0.1	-0.5
Finished goods ⁴	00/82	23.060	200.4	191.9	192.1	-3.4	0.1	-1.1	-2.1	-0.1
Finished goods less energy ⁴	00/82	18.106	195.9	195.9	195.3	1.6	-0.3	0.2	-0.1	-0.3
Finished goods, excluding foods ^{4, 6}	00/82	18.426	195.8	186.3	187.3	-4.6	0.5	-1.3	-2.4	0.2
Finished services ⁴	01/10	55.246	109.3	109.0	108.8	1.3	-0.2	0.3	-0.1	-0.5
Private capital investment services.....	04/10	6.963	108.1	108.9	108.0	0.3	-0.8	-0.1	0.0	-0.7
Finished distributive services ^{4, 7}	04/10	20.311	111.0	110.2	109.2	1.9	-0.9	0.5	0.4	-1.6
Finished services less trade services ⁴	04/10	37.668	108.2	108.1	108.2	0.8	0.1	0.1	-0.4	0.1
Finished services less distributive services ^{4, 7}	04/10	34.935	107.8	107.8	108.0	1.0	0.2	0.2	-0.4	0.1
Total private capital investment (goods, services, and construction).....	04/10	14.167	107.5	108.0	107.6	0.7	-0.4	0.0	0.1	-0.3
Finished goods plus finished distributive services ⁴	04/10	43.371	111.5	108.6	108.1	-1.1	-0.5	-0.4	-1.0	-0.7
Total exports.....	04/10	12.344	108.7	107.1	106.3	-2.8	-0.7	-0.4	-1.1	-0.8
Goods for export.....	00/82	7.976	187.8	183.2	181.5	-4.7	-0.9	-0.7	-1.7	-1.0
Services for export.....	04/10	4.368	109.7	109.9	109.4	0.7	-0.5	0.0	0.1	-0.5
Total government purchases.....	04/10	7.989	108.8	105.4	105.1	-3.1	-0.3	-0.8	-1.7	-0.4
Government purchased goods.....	00/82	3.657	190.2	176.9	175.9	-8.4	-0.6	-2.0	-3.4	-0.9
Government purchased services.....	04/10	3.674	106.9	106.7	106.6	0.9	-0.1	0.1	-0.3	-0.2
Total government purchased capital investment (goods, services, construction).....	08/13	1.892	101.7	102.4	102.2	1.1	-0.2	0.1	0.3	-0.2
Personal consumption.....	01/10	65.501	111.0	109.0	108.9	-0.3	-0.1	-0.2	-0.9	-0.4
Personal consumption goods (finished consumer goods).....	00/82	17.218	214.1	202.0	202.2	-4.8	0.1	-1.6	-2.9	-0.2
Personal consumption goods less energy.....	00/82	12.264	210.1	210.0	208.9	2.0	-0.5	0.1	-0.1	-0.5
Personal consumption goods less foods.....	00/82	12.584	212.1	197.0	198.3	-7.2	0.7	-2.1	-3.6	0.3
Personal consumption nondurable goods less foods.....	00/82	9.386	237.4	215.2	217.2	-9.5	0.9	-2.8	-4.8	0.4
Personal consumption services.....	04/10	48.283	109.1	108.6	108.5	1.4	-0.1	0.3	-0.1	-0.5
Personal consumption less trade services.....	04/10	51.372	110.0	107.9	108.0	-1.0	0.1	-0.4	-1.3	0.0
Personal consumption less distributive services ⁷	04/10	49.228	109.9	107.7	107.9	-0.9	0.2	-0.5	-1.3	0.1
Personal consumption less foods and energy.....	04/14	55.913	101.5	101.2	101.1	-	-0.1	0.3	0.0	-0.4
Personal consumption less foods, energy, and trade services ⁵	04/14	41.784	100.6	100.7	100.8	-	0.1	0.2	-0.2	0.0
Personal consumption less foods, energy, and distributive services ⁷	04/14	39.640	100.7	100.8	101.0	-	0.2	0.2	-0.3	0.1
Personal consumption goods plus personal consumption distributive services ⁷	08/13	33.491	102.7	99.1	98.8	-1.5	-0.3	-0.5	-1.4	-0.8

¹ Further information about the Final Demand-Intermediate Demand Aggregation system is available online at <https://www.bls.gov/ppi/fddaggregation.htm>.

² Comprehensive relative importance figures are initially computed after the publication of December indexes and are recalculated after final December indexes are available. Individual items and subtotals may not add exactly to totals because of rounding differences.

³ The indexes for October 2014 have been recalculated to incorporate late reports and corrections by respondents. All indexes are subject to revision 4 months after original publication.

⁴ PPI defines Total finished as including only the personal consumption and private capital investment portions of final demand.

⁵ Trade indexes measure changes in margins received by wholesalers and retailers.

⁶ The PPI definition of foods does not include food and beverages for immediate consumption. PPI defines food and beverages for immediate consumption as the service of preparing meals, snacks, and beverages to customer order for immediate on-premises and off-premises consumption.

⁷ Distributive services include transportation, warehousing, and trade of goods.

"-" Data not available.

Table 2. Producer price indexes and percent changes for intermediate demand by commodity type¹
 [Nov. 2009=100, unless otherwise indicated]

Grouping	Other index base	Relative Importance Dec. 2014 ²	Unadjusted index			Unadjusted percent change to Feb. 2015 from:		Seasonally adjusted percent change from:		
			Oct. 2014 ³	Jan. 2015 ³	Feb. 2015 ³	Feb. 2014	Jan. 2015	Nov. to Dec.	Dec. to Jan.	Jan. to Feb.
Processed goods										
Processed goods for intermediate demand.....	00/82	100.000	200.5	189.8	189.2	-6.4	-0.3	-1.6	-2.8	-0.6
Materials and components for manufacturing.....	00/82	44.854	188.3	180.6	179.3	-5.0	-0.7	-1.3	-2.3	-0.7
Materials for manufacturing.....		28.089	117.6	109.9	108.6	-8.1	-1.2	-2.1	-3.7	-1.2
Materials for food manufacturing.....	00/82	3.730	216.3	203.1	200.1	-0.5	-1.5	-0.7	-2.6	-1.6
Materials for nondurable manufacturing.....	00/82	14.409	235.2	212.6	210.2	-13.4	-1.1	-3.6	-5.5	-1.2
Materials for durable manufacturing.....	00/82	9.950	198.0	194.2	192.3	-1.8	-1.0	-0.5	-1.1	-1.1
Components for manufacturing.....	00/82	16.765	150.4	150.6	150.6	0.6	0.0	0.1	0.1	0.0
Components for nondurable manufacturing.....		0.753	111.5	111.2	111.0	0.4	-0.2	0.0	-0.3	-0.2
Components for durable manufacturing.....		16.012	106.4	106.6	106.6	0.7	0.0	0.1	0.0	0.1
Materials and components for construction.....	00/82	10.087	228.6	228.8	228.9	1.4	0.0	-0.1	0.1	0.0
Materials for construction.....		4.772	114.7	114.9	114.6	1.6	-0.3	-0.1	0.1	-0.3
Components for construction.....		5.315	111.5	111.6	112.0	1.2	0.4	-0.3	0.1	0.3
Processed fuels and lubricants for intermediate demand.....	00/82	18.486	201.6	167.2	168.0	-20.3	0.5	-5.1	-8.4	-0.7
Processed fuels and lubricants to manufacturing industries.....	00/82	4.811	200.8	178.9	178.6	-14.3	-0.2	-4.0	-4.6	-0.6
Processed fuels and lubricants to nonmanufacturing industries.....	00/82	13.675	202.5	163.7	164.7	-22.4	0.6	-5.5	-9.7	-0.7
Containers for intermediate demand.....	00/82	2.820	218.7	220.5	220.2	1.0	-0.1	0.0	-0.1	-0.1
Supplies for intermediate demand.....	00/82	23.752	194.0	192.7	192.1	-0.7	-0.3	0.0	-0.6	-0.4
Supplies to manufacturing industries.....	00/82	2.665	188.7	188.5	188.5	0.5	0.0	0.1	-0.2	0.0
Supplies to nonmanufacturing industries.....	00/82	21.087	193.2	191.8	191.2	-0.8	-0.3	0.0	-0.7	-0.4
Supplies to nonmanufacturing industries, feeds.....	00/82	1.791	198.4	202.1	196.2	-13.0	-2.9	1.5	-3.2	-3.4
Supplies to nonmanufacturing industries, other than feeds.....	00/82	19.296	194.5	192.7	192.5	0.4	-0.1	-0.2	-0.4	-0.2
Unprocessed goods										
Unprocessed goods for intermediate demand.....	00/82	100.000	236.2	200.7	193.9	-25.0	-3.4	-4.6	-9.4	-3.9
Unprocessed foodstuffs and feedstuffs.....	00/82	41.438	208.0	193.4	182.7	-9.0	-5.5	-5.7	-1.8	-6.7
Unprocessed nonfood materials.....	00/82	58.562	244.5	194.2	191.1	-34.1	-1.6	-3.7	-14.9	-1.6
Unprocessed nonfood materials except fuel.....	00/82	40.344	288.0	220.9	222.4	-32.5	0.7	-9.2	-12.9	0.5
Unprocessed nonfood materials except fuel to manufacturing industries.....	00/82	38.391	270.2	204.2	205.7	-33.9	0.7	-9.7	-13.6	0.5
Unprocessed nonfood materials except fuel to nonmanufacturing industries.....	00/82	1.953	226.9	229.3	229.7	3.0	0.2	0.2	0.2	0.0
Unprocessed fuel.....	00/82	18.218	168.2	147.1	136.8	-37.6	-7.0	11.9	-19.3	-6.6
Unprocessed fuel to manufacturing industries.....	00/82	0.631	191.6	181.3	174.6	-21.6	-3.7	5.5	-10.0	-3.1
Unprocessed fuel to nonmanufacturing industries.....	00/82	17.587	170.7	148.9	138.3	-38.1	-7.1	12.1	-19.6	-6.8
Services										
Services for intermediate demand.....		100.000	109.5	109.4	109.5	1.2	0.1	0.1	-0.2	0.1
Trade services for intermediate demand ⁴		17.660	112.4	112.1	112.4	2.7	0.3	0.2	0.7	0.1
Trade services for manufacturing industries.....	12/12	8.411	100.7	100.4	100.6	2.7	0.2	0.5	0.7	0.2
Trade services for nonmanufacturing industries.....	12/12	9.249	101.7	101.7	101.9	2.6	0.2	0.0	0.7	0.0
Transportation and warehousing services for intermediate demand.....		13.544	119.5	120.0	119.1	0.4	-0.8	0.0	-0.3	-0.8
Transportation of passengers for intermediate demand.....		1.170	117.1	117.4	114.3	-0.3	-2.6	0.0	-1.0	-2.7
Transportation of passengers for manufacturing industries.....		0.195	117.2	117.5	114.3	-0.3	-2.7	0.0	-1.0	-2.7
Transportation of passengers for nonmanufacturing industries.....		0.975	117.1	117.4	114.3	-0.3	-2.6	0.0	-1.0	-2.7
Transportation and warehousing of goods for intermediate demand.....		12.374	119.7	120.3	119.5	0.4	-0.7	-0.1	-0.2	-0.6
Transportation and warehousing of goods for manufacturing industries.....	12/12	1.858	102.1	101.4	100.5	-0.6	-0.9	0.0	-0.6	-1.0
Transportation and warehousing of goods for nonmanufacturing industries.....	12/12	10.516	106.5	107.1	106.5	0.5	-0.6	0.0	-0.3	-0.5
Services less trade, transportation, and warehousing for intermediate demand.....		68.796	106.9	106.8	107.0	0.9	0.2	0.0	-0.4	0.2
Services less trade, transportation, and warehousing for manufacturing industries.....		2.204	103.0	102.9	103.0	0.4	0.1	-0.1	-0.3	0.1
Services less trade, transportation, and warehousing for nonmanufacturing industries.....		66.592	107.0	106.9	107.1	0.9	0.2	0.0	-0.4	0.2
Construction										
Construction for intermediate demand.....		100.000	108.7	109.1	109.2	1.9	0.1	0.0	-0.5	0.2
Special groupings										
Processed materials less foods and feeds.....	00/82	91.717	199.9	188.9	188.6	-6.6	-0.2	-1.7	-2.8	-0.5
Processed foods and feeds.....	00/82	8.283	210.3	201.7	198.3	-3.1	-1.7	-0.3	-2.5	-1.9
Processed energy goods.....	00/82	18.486	203.9	168.0	168.8	-21.4	0.5	-5.6	-8.3	-0.6
Processed materials less energy.....	00/82	81.514	197.2	192.9	192.0	-2.2	-0.5	-0.6	-1.4	-0.5
Processed materials less foods and energy.....	00/82	73.231	195.5	191.7	191.1	-2.1	-0.3	-0.6	-1.3	-0.4
Intermediate distributive services ⁵	04/10	30.034	112.9	113.0	112.8	1.7	-0.2	0.2	0.3	-0.2
Processed goods plus intermediate distributive services.....	04/10	-	110.4	106.0	105.7	-4.4	-0.3	-1.2	-1.9	-0.5
Unprocessed materials less agricultural products.....	00/82	55.832	249.4	196.0	192.3	-34.9	-1.9	-3.8	-15.5	-1.9

See footnotes at end of table.

Table 2. Producer price indexes and percent changes for intermediate demand by commodity type¹ — Continued
 [Nov. 2009=100, unless otherwise indicated]

Grouping	Other index base	Relative Importance Dec. 2014 ²	Unadjusted index			Unadjusted percent change to Feb. 2015 from:		Seasonally adjusted percent change from:		
			Oct. 2014 ³	Jan. 2015 ³	Feb. 2015 ³	Feb. 2014	Jan. 2015	Nov. to Dec.	Dec. to Jan.	Jan. to Feb.
Unprocessed energy materials ⁶	00/82	35.851	208.1	145.0	145.9	-44.9	0.6	-5.1	-23.6	0.9
Unprocessed materials less energy.....	00/82	64.149	241.3	228.1	216.0	-9.9	-5.3	-3.9	-1.4	-6.2
Unprocessed nonfood materials less energy ⁷	00/82	22.711	335.2	327.0	311.0	-11.5	-4.9	-0.4	-0.7	-5.2

¹ Further information about the Final Demand-Intermediate Demand Aggregation system is available online at <https://www.bls.gov/ppi/fdidaggregation.htm>

² Comprehensive relative importance figures are initially computed after the publication of December indexes and are recalculated after final December indexes are available. Individual items and subtotals may not add exactly to totals because of rounding differences.

³ The indexes for October 2014 have been recalculated to incorporate late reports and corrections by respondents. All indexes are subject to revision 4 months after original publication.

⁴ Trade indexes measure changes in margins received by wholesalers and retailers.

⁵ Includes intermediate trade, transportation, and warehousing services.

⁶ Includes crude petroleum.

⁷ Excludes crude petroleum.

"-" Data not available.

Table 3. Producer price indexes and percent changes for intermediate demand by production flow¹
 [Nov. 2009=100, unless otherwise indicated]

Grouping	Other index base	Relative Importance Dec. 2014 ²	Unadjusted index			Unadjusted percent change to Feb. 2015 from:		Seasonally adjusted percent change from:		
			Oct. 2014 ³	Jan. 2015 ³	Feb. 2015 ³	Feb. 2014	Jan. 2015	Nov. to Dec.	Dec. to Jan.	Jan. to Feb.
Stage 4										
Stage 4 intermediate demand.....		100.000	111.3	109.7	109.7	-0.7	0.0	-0.3	-0.7	-0.1
Inputs to stage 4 goods producers.....		30.317	109.9	109.5	109.2	0.0	-0.3	0.3	-0.3	-0.3
Goods.....		23.880	109.6	109.2	108.8	-0.8	-0.4	0.0	-0.5	-0.4
Foods.....		2.722	118.5	117.1	114.8	-3.8	-2.0	0.9	-2.9	-2.0
Energy.....		1.613	121.5	105.6	105.0	-19.0	-0.6	-8.2	-0.6	-0.7
Goods excluding foods and energy.....		19.545	108.6	108.3	108.2	-0.2	-0.1	0.1	-0.5	-0.2
Services.....		6.437	110.5	110.2	110.4	3.1	0.2	0.7	0.5	0.2
Trade services.....		5.060	112.6	112.3	112.4	3.9	0.1	1.0	0.7	0.1
Transportation and warehousing services.....		0.249	116.7	115.8	114.0	-1.1	-1.6	0.0	-0.9	-1.6
Transportation of passengers.....		0.081	117.2	117.5	114.3	-0.3	-2.7	0.0	-1.0	-2.7
Transportation and warehousing of goods.....		0.168	116.4	115.0	113.9	-1.2	-1.0	-0.1	-1.0	-1.0
Services less trade, transportation, and warehousing.....		1.128	102.9	102.8	103.8	1.6	1.0	-0.2	-0.1	1.0
Inputs to stage 4 services producers.....		47.965	111.7	110.4	110.5	-0.2	0.1	-0.2	-0.5	0.0
Goods.....		14.521	116.1	111.1	110.6	-4.2	-0.5	-1.4	-1.3	-0.5
Foods.....		3.086	131.8	125.2	122.2	-0.8	-2.4	-1.4	-1.5	-2.5
Energy.....		2.683	116.5	102.5	103.1	-13.7	0.6	-3.8	-3.8	-0.1
Goods excluding foods and energy.....		8.752	111.2	111.6	111.7	0.8	0.1	0.1	0.1	0.0
Services.....		33.313	109.4	109.8	110.0	1.7	0.2	0.4	-0.1	0.2
Trade services.....		3.597	111.1	110.9	110.7	3.2	-0.2	1.3	0.1	-0.3
Transportation and warehousing services.....		2.408	116.2	116.0	115.0	-0.4	-0.9	0.0	-0.4	-0.9
Transportation of passengers.....		0.345	117.1	117.4	114.2	-0.3	-2.7	0.0	-0.9	-2.8
Transportation and warehousing of goods.....		2.063	116.2	116.0	115.4	-0.1	-0.5	0.0	-0.4	-0.5
Services less trade, transportation, and warehousing.....		27.308	108.2	108.8	109.2	1.9	0.4	0.4	-0.1	0.3
Construction.....		0.131	108.7	109.1	109.2	1.9	0.1	0.0	-0.5	0.2
Inputs to stage 4 construction producers.....		21.718	112.0	108.2	108.6	-2.8	0.4	-1.3	-1.6	0.0
Goods.....		15.551	114.1	108.6	109.0	-4.6	0.4	-1.7	-2.5	-0.1
Energy.....		1.915	124.4	81.7	84.0	-37.6	2.8	-11.6	-19.9	-0.9
Goods excluding foods and energy.....		13.636	113.3	113.4	113.5	1.4	0.1	-0.2	0.0	0.1
Services.....		6.167	107.1	107.1	107.6	1.4	0.5	-0.2	0.3	0.4
Trade services.....		3.245	107.5	106.8	107.9	1.6	1.0	-0.5	0.9	0.9
Transportation and warehousing services.....		0.940	115.5	114.3	113.0	-1.1	-1.1	0.0	-0.9	-1.2
Transportation of passengers.....		0.038	116.6	117.0	114.2	-0.1	-2.4	0.0	-0.8	-2.4
Transportation and warehousing of goods.....		0.902	115.4	114.2	113.0	-1.1	-1.1	0.0	-0.9	-1.1
Services less trade, transportation, and warehousing.....		1.982	105.1	104.8	105.2	1.0	0.4	-0.1	-0.3	0.4
Stage 3										
Stage 3 intermediate demand.....		100.000	117.0	111.3	110.1	-5.0	-1.1	-1.9	-2.4	-1.4
Inputs to stage 3 goods producers.....		50.350	125.9	119.0	116.4	-5.4	-2.2	-2.7	-1.9	-2.7
Goods.....		42.109	126.7	119.0	115.8	-6.4	-2.7	-2.8	-2.1	-3.2
Foods.....		14.547	167.5	147.3	137.5	-9.8	-6.7	-8.2	-2.3	-8.0
Energy.....		2.529	111.1	98.3	96.2	-19.5	-2.1	-1.6	-6.2	-2.9
Goods excluding foods and energy.....		25.033	114.0	111.5	111.1	-1.9	-0.4	-0.3	-1.7	-0.4
Services.....		8.187	110.8	110.9	110.9	1.5	0.0	-0.4	0.4	-0.1
Trade services.....		6.647	110.1	109.7	110.1	2.8	0.4	-0.9	1.6	0.4
Transportation and warehousing services.....		0.541	118.0	117.5	115.8	-0.9	-1.4	-0.2	-0.6	-1.4
Transportation of passengers.....		0.028	117.2	117.5	114.8	0.2	-2.3	0.0	-1.1	-2.3
Transportation and warehousing of goods.....		0.513	118.2	117.4	115.9	-1.2	-1.3	-0.3	-0.3	-1.4
Services less trade, transportation, and warehousing.....		0.999	106.5	106.8	106.3	0.4	-0.5	0.0	-0.1	-0.7
Construction.....		0.054	108.7	109.1	109.2	1.9	0.1	0.0	-0.5	0.2
Inputs to stage 3 services producers.....		47.529	109.7	105.2	105.2	-4.3	0.0	-1.1	-2.6	-0.3
Goods.....		12.017	112.0	92.0	92.1	-20.0	0.1	-4.5	-10.2	-1.3
Foods.....		0.002	151.5	132.6	130.9	-0.9	-1.3	-4.5	-5.4	-1.5
Energy.....		8.562	118.2	85.5	85.6	-31.4	0.1	-8.6	-15.4	-1.8
Goods excluding foods and energy.....		3.453	107.2	107.2	107.3	0.4	0.1	0.0	0.0	0.0
Services.....		34.621	108.9	109.2	109.2	0.7	0.0	-0.2	-0.1	0.0
Trade services.....		2.412	119.9	126.7	126.3	17.7	-0.3	9.2	-1.3	-0.3
Transportation and warehousing services.....		8.276	122.8	124.3	123.6	0.8	-0.6	-0.1	-0.2	-0.4
Transportation of passengers.....		0.031	117.0	117.3	114.4	-0.1	-2.5	0.1	-1.0	-2.5
Transportation and warehousing of goods.....		8.245	123.1	124.5	123.9	0.7	-0.5	-0.2	-0.2	-0.4
Services less trade, transportation, and warehousing.....		23.933	105.1	105.0	105.2	0.6	0.2	-0.3	-0.1	0.2
Construction.....		0.891	108.7	109.1	109.2	1.9	0.1	0.0	-0.5	0.2
Inputs to stage 3 construction producers.....		2.123	117.5	97.2	99.0	-17.4	1.9	-5.2	-10.3	-0.3
Goods.....		1.721	120.1	89.7	91.5	-27.1	2.0	-8.5	-14.5	-0.5
Energy.....		1.008	123.4	74.0	76.7	-42.5	3.6	-13.8	-24.5	-0.9
Goods excluding foods and energy.....		0.713	116.0	116.0	116.2	1.3	0.2	-0.4	0.1	0.1
Services.....		0.402	113.9	114.6	115.5	2.5	0.8	-1.2	1.0	0.6
Trade services.....		0.364	114.8	115.6	116.6	2.6	0.9	-1.5	1.1	0.7
Transportation and warehousing services.....		0.001	117.2	117.5	114.3	-0.3	-2.7	0.0	-1.0	-2.7

See footnotes at end of table.

Table 3. Producer price indexes and percent changes for intermediate demand by production flow¹ — Continued
 [Nov. 2009=100, unless otherwise indicated]

Grouping	Other index base	Relative Importance Dec. 2014 ²	Unadjusted index			Unadjusted percent change to Feb. 2015 from:		Seasonally adjusted percent change from:		
			Oct. 2014 ³	Jan. 2015 ³	Feb. 2015 ³	Feb. 2014	Jan. 2015	Nov. to Dec.	Dec. to Jan.	Jan. to Feb.
Transportation of passengers.....		0.001	117.2	117.5	114.3	-0.3	-2.7	0.0	-1.0	-2.7
Services less trade, transportation, and warehousing.....		0.037	105.1	105.0	104.6	1.5	-0.4	0.4	-0.3	-0.4
Stage 2										
Stage 2 intermediate demand.....		100.000	108.5	100.0	99.9	-14.2	-0.1	-2.0	-5.0	-0.2
Inputs to stage 2 goods producers.....		47.381	109.1	94.2	93.8	-22.9	-0.4	-2.8	-9.4	-0.6
Goods.....		41.398	107.7	90.6	90.1	-27.2	-0.6	-3.4	-10.9	-0.7
Foods.....		4.094	117.7	122.4	120.3	-9.9	-1.7	2.5	-1.4	-2.1
Energy.....		15.934	98.2	64.3	65.1	-49.5	1.2	-7.8	-25.1	1.2
Goods excluding foods and energy.....		21.370	115.6	112.2	110.8	-6.0	-1.2	-0.7	-2.3	-1.3
Services.....		5.587	112.2	111.2	110.7	0.0	-0.4	-0.3	-0.1	-0.5
Trade services.....		0.395	113.5	112.1	110.3	-1.1	-1.6	-0.1	-0.3	-1.6
Transportation and warehousing services.....		3.166	133.5	133.8	132.5	2.7	-1.0	0.4	0.1	-1.0
Transportation of passengers.....		0.249	117.2	117.5	114.5	-0.1	-2.6	0.0	-1.0	-2.6
Transportation and warehousing of goods.....		2.917	133.5	133.8	132.7	2.9	-0.8	0.4	0.0	-0.9
Services less trade, transportation, and warehousing.....		2.026	97.7	96.9	97.5	-1.4	0.6	-1.4	-0.5	0.6
Construction.....		0.396	108.7	109.1	109.2	1.9	0.1	0.0	-0.5	0.2
Inputs to stage 2 services producers.....		52.619	107.0	106.0	106.3	0.0	0.3	-0.6	-0.7	0.1
Goods.....		5.288	110.3	105.5	105.3	-5.8	-0.2	-1.9	-1.8	-0.3
Foods.....		0.068	-	97.0	98.5	-	1.5	-	-	2.4
Energy.....		0.448	128.1	97.6	99.0	-28.4	1.4	-8.3	-12.6	-0.6
Goods excluding foods and energy.....		4.772	106.4	106.2	105.9	0.1	-0.3	0.0	-0.1	-0.3
Services.....		46.071	106.5	105.9	106.2	0.6	0.3	-0.4	-0.6	0.2
Trade services.....		1.145	112.4	114.4	114.7	5.8	0.3	1.2	1.9	-0.2
Transportation and warehousing services.....		6.738	114.0	115.6	114.7	1.0	-0.8	0.0	0.8	-0.6
Transportation of passengers.....		0.915	117.2	117.5	114.3	-0.3	-2.7	0.0	-1.0	-2.7
Transportation and warehousing of goods.....		5.823	113.9	115.9	115.4	1.6	-0.4	-0.1	1.0	-0.3
Services less trade, transportation, and warehousing.....		38.188	105.7	104.8	105.3	0.4	0.5	-0.4	-0.9	0.4
Construction.....		1.260	108.7	109.1	109.2	1.9	0.1	0.0	-0.5	0.2
Stage 1										
Stage 1 intermediate demand.....		100.000	115.5	108.8	107.7	-7.5	-1.0	-1.5	-3.3	-1.4
Inputs to stage 1 goods producers.....		47.843	117.6	107.2	104.8	-13.9	-2.2	-3.0	-4.7	-2.5
Goods.....		38.986	118.1	105.3	102.3	-17.3	-2.8	-3.9	-5.9	-3.1
Foods.....		2.286	129.7	119.2	117.8	-7.9	-1.2	-4.6	-5.5	-1.7
Energy.....		6.393	113.3	95.7	95.4	-19.0	-0.3	-2.9	-10.8	-1.1
Goods excluding foods and energy.....		30.307	120.6	108.4	104.6	-17.6	-3.5	-4.4	-4.9	-3.7
Services.....		8.852	113.2	112.7	113.2	1.3	0.4	0.3	0.2	0.4
Trade services.....		6.664	114.1	114.0	114.6	2.0	0.5	0.4	0.8	0.5
Transportation and warehousing services.....		1.328	120.8	119.0	118.2	-1.6	-0.7	-0.1	-1.4	-0.8
Transportation of passengers.....		0.205	117.2	117.5	114.2	-0.3	-2.8	0.0	-1.0	-2.8
Transportation and warehousing of goods.....		1.123	120.9	118.9	118.5	-1.5	-0.3	-0.1	-1.6	-0.3
Services less trade, transportation, and warehousing.....		0.860	103.0	101.4	102.7	0.6	1.3	-0.2	-1.5	1.3
Construction.....		0.005	108.7	109.1	109.2	1.9	0.1	0.0	-0.5	0.2
Inputs to stage 1 services producers.....		44.536	113.7	110.3	110.3	-1.3	0.0	0.2	-2.2	-0.4
Goods.....		14.550	113.7	102.2	102.9	-8.4	0.7	-1.7	-6.4	-0.4
Foods.....		0.112	120.8	105.8	108.7	-5.5	2.7	3.9	-7.8	1.6
Energy.....		6.839	114.4	95.3	96.8	-14.1	1.6	-2.2	-11.1	-0.5
Goods excluding foods and energy.....		7.599	111.6	111.3	111.1	0.0	-0.2	-0.1	-0.3	-0.2
Services.....		29.982	113.5	114.1	113.8	2.2	-0.3	1.1	-0.2	-0.5
Trade services.....		3.816	112.7	112.3	111.6	1.6	-0.6	0.4	0.4	-0.6
Transportation and warehousing services.....		2.307	126.8	125.9	123.5	-2.1	-1.9	-0.1	-1.3	-2.0
Transportation of passengers.....		1.457	117.1	117.4	114.2	-0.3	-2.7	0.0	-1.0	-2.7
Transportation and warehousing of goods.....		0.850	129.4	128.4	127.7	-1.2	-0.5	-0.1	-1.8	-0.5
Services less trade, transportation, and warehousing.....		23.859	112.6	113.4	113.3	2.7	-0.1	1.2	-0.1	-0.4
Construction.....		0.004	108.7	109.1	109.2	1.9	0.1	0.0	-0.5	0.2
Inputs to stage 1 construction producers.....		7.620	113.8	109.8	110.1	-3.2	0.3	-1.7	-1.3	0.0
Goods.....		5.408	114.8	108.8	108.9	-5.6	0.1	-2.2	-2.3	-0.2
Energy.....		0.639	125.4	85.7	86.6	-36.1	1.1	-10.9	-17.4	-1.9
Goods excluding foods and energy.....		4.769	113.6	113.4	113.4	1.1	0.0	-0.3	0.0	0.0
Services.....		2.212	111.1	111.5	112.4	2.6	0.8	-0.6	1.2	0.5
Trade services.....		1.617	111.4	111.5	112.6	2.5	1.0	-1.4	1.6	0.7
Transportation and warehousing services.....		0.091	114.9	113.7	113.6	0.0	-0.1	0.0	-1.2	-0.1
Transportation of passengers.....		0.021	117.2	117.5	114.3	-0.3	-2.7	0.0	-1.0	-2.7
Transportation and warehousing of goods.....		0.070	114.8	113.2	114.1	0.4	0.8	-0.1	-1.7	0.9
Services less trade, transportation, and warehousing.....		0.504	108.1	108.4	108.7	2.3	0.3	0.1	0.6	0.3
Special groupings										
Total goods inputs to stage 4 intermediate demand.....	04/10	53.952	110.1	106.8	106.6	-3.0	-0.2	-0.9	-1.3	-0.4

See footnotes at end of table.

Table 3. Producer price indexes and percent changes for intermediate demand by production flow¹ — Continued

[Nov. 2009=100, unless otherwise indicated]

Grouping	Other index base	Relative Importance Dec. 2014 ²	Unadjusted index			Unadjusted percent change to Feb. 2015 from:		Seasonally adjusted percent change from:		
			Oct. 2014 ³	Jan. 2015 ³	Feb. 2015 ³	Feb. 2014	Jan. 2015	Nov. to Dec.	Dec. to Jan.	Jan. to Feb.
Total services inputs to stage 4 intermediate demand.....	04/10	45.917	108.7	109.0	109.3	1.9	0.3	0.4	0.0	0.2
Total construction inputs to stage 4 intermediate demand.....	04/10	0.131	107.8	108.1	108.3	1.9	0.2	0.1	-0.5	0.2
Total foods inputs to stage 4 intermediate demand.....	04/10	5.808	122.7	118.0	115.4	-2.0	-2.2	-0.7	-2.1	-2.3
Total energy goods inputs to stage 4 intermediate demand.....	04/10	6.211	110.3	90.6	91.4	-20.3	0.9	-5.8	-7.8	-0.5
Total goods less foods and energy inputs to stage 4 intermediate demand. ...	04/10	41.933	108.7	108.7	108.6	0.5	-0.1	0.1	-0.2	-0.1
Total goods inputs to stage 3 intermediate demand.....	04/10	55.847	116.2	105.8	103.7	-9.6	-2.0	-3.2	-4.2	-2.7
Total services inputs to stage 3 intermediate demand.....	04/10	43.210	108.0	108.2	108.3	0.8	0.1	-0.2	-0.1	0.1
Total construction inputs to stage 3 intermediate demand.....	04/10	0.945	107.8	108.1	108.3	1.9	0.2	0.1	-0.5	0.2
Total foods inputs to stage 3 intermediate demand.....	04/10	14.549	149.2	131.2	122.4	-9.9	-6.7	-8.1	-2.3	-8.0
Total energy goods inputs to stage 3 intermediate demand.....	04/10	12.099	108.8	83.5	83.4	-28.0	-0.1	-5.7	-13.4	-2.0
Total goods less foods and energy inputs to stage 3 intermediate demand. ...	04/10	29.199	108.1	106.1	105.8	-1.6	-0.3	-0.2	-1.5	-0.4
Total goods inputs to stage 2 intermediate demand.....	04/10	46.686	103.0	87.8	87.4	-25.6	-0.5	-3.4	-9.8	-0.6
Total services inputs to stage 2 intermediate demand.....	04/10	51.658	107.7	107.0	107.2	0.6	0.2	-0.4	-0.5	0.2
Total construction inputs to stage 2 intermediate demand.....	04/10	1.656	107.8	108.1	108.3	1.9	0.2	0.1	-0.5	0.2
Total foods inputs to stage 2 intermediate demand.....	04/10	4.162	118.1	122.8	120.8	-9.9	-1.6	2.6	-1.6	-2.1
Total energy goods inputs to stage 2 intermediate demand.....	04/10	16.382	96.2	63.3	64.0	-48.9	1.1	-7.8	-24.8	1.1
Total goods less foods and energy inputs to stage 2 intermediate demand. ...	04/10	26.142	107.4	104.7	103.6	-5.2	-1.1	-0.6	-2.0	-1.1
Total goods inputs to stage 1 intermediate demand.....	04/10	58.944	104.7	94.1	92.5	-14.1	-1.7	-3.1	-5.7	-2.2
Total services inputs to stage 1 intermediate demand.....	04/10	41.046	112.3	112.7	112.6	2.1	-0.1	0.8	0.0	-0.3
Total construction inputs to stage 1 intermediate demand.....	04/10	0.009	107.8	108.1	108.3	1.9	0.2	0.1	-0.5	0.2
Total foods inputs to stage 1 intermediate demand.....	04/10	2.398	121.4	111.6	110.6	-7.4	-0.9	-3.9	-5.5	-1.6
Total energy goods inputs to stage 1 intermediate demand.....	04/10	13.871	109.6	91.2	91.9	-17.4	0.8	-2.9	-11.2	-0.9
Total goods less foods and energy inputs to stage 1 intermediate demand. ...	04/10	42.675	100.3	92.6	90.3	-13.3	-2.5	-3.4	-3.5	-2.7

¹ Further information about the Final Demand-Intermediate Demand Aggregation system is available online at <https://www.bls.gov/ppi/fdidaggregation.htm>

² Comprehensive relative importance figures are initially computed after the publication of December indexes and are recalculated after final December indexes are available. Individual items and subtotals may not add exactly to totals because of rounding differences.

³ The indexes for October 2014 have been recalculated to incorporate late reports and corrections by respondents. All indexes are subject to revision 4 months after original publication.

"-" Data not available.

Table 4. Producer price indexes and percent changes for selected commodity groupings by final demand category¹
 [1982=100, unless otherwise indicated]

Grouping	Commodity code	Other index base	Unadjusted index			Unadjusted percent change to Feb. 2015 from:		Seasonally adjusted percent change from:		
			Oct. 2014 ²	Jan. 2015 ²	Feb. 2015 ²	Feb. 2014	Jan. 2015	Nov. to Dec.	Dec. to Jan.	Jan. to Feb.
Final demand.....		11/09	111.4	109.7	109.4	-0.6	-0.3	-0.2	-0.8	-0.5
Final demand goods.....		11/09	113.6	108.9	108.7	-4.2	-0.2	-1.1	-2.1	-0.4
Final demand foods.....		11/09	122.4	120.5	118.6	0.4	-1.6	-0.1	-1.1	-1.6
Fresh fruits and melons ³	01-11		126.3	126.8	122.7	-0.6	-3.2	6.6	-4.9	-3.2
Fresh and dry vegetables ³	01-13		194.8	222.0	184.1	-3.0	-17.1	-5.0	8.1	-17.1
Grains ³	01-2		143.7	157.2	159.0	-12.1	1.1	6.5	-2.7	1.1
Eggs for fresh use.....	01-71-07	12/91	157.4	164.0	189.2	10.4	15.4	36.9	-21.7	12.6
Oilseeds.....	01-83-01		179.8	186.0	181.6	-25.6	-2.4	1.0	-4.0	-2.7
Bakery products.....	02-11		273.1	274.4	275.0	2.2	0.2	0.1	0.0	0.3
Milled rice ³	02-22-03		212.6	206.2	206.1	-4.8	0.0	0.5	-2.5	0.0
Pasta products.....	02-14-02	06/85	202.4	210.3	218.4	8.5	3.9	0.8	1.9	3.5
Beef and veal.....	02-21-01		251.9	255.2	246.7	19.1	-3.3	-0.6	1.0	-3.2
Pork.....	02-21-04		200.6	159.4	149.0	-8.3	-6.5	-2.0	-7.6	-7.4
Processed young chickens.....	02-22-03		184.3	182.5	180.2	9.5	-1.3	0.5	-0.2	-1.7
Processed turkeys.....	02-22-06		177.8	168.0	160.2	1.5	-4.6	-0.9	-0.1	-3.7
Finfish and shellfish.....	02-23		328.1	357.9	338.5	6.1	-5.4	0.6	10.1	-5.2
Dairy products.....	02-3		229.0	197.0	191.6	-12.8	-2.7	-3.0	-5.7	-3.0
Processed fruits and vegetables ³	02-4		195.0	196.2	197.7	3.0	0.8	-0.1	0.4	0.8
Confectionery end products ³	02-55		279.8	280.9	280.7	3.5	-0.1	0.1	0.5	-0.1
Soft drinks ³	02-62		194.2	196.5	197.5	1.1	0.5	-0.1	0.7	0.5
Roasted coffee ³	02-63-01		205.1	210.5	207.9	8.6	-1.2	-1.1	3.2	-1.2
Shortening and cooking oils.....	02-78		252.2	243.3	244.4	-4.5	0.5	0.5	-3.3	0.7
Frozen specialty food ³	02-85		190.8	191.7	191.8	2.5	0.1	0.4	0.1	0.1
Final demand energy.....		11/09	119.6	95.8	96.8	-22.4	1.0	-6.2	-10.3	0.0
Liquefied petroleum gas ³	05-32		229.4	142.2	153.0	-52.3	7.6	-26.8	-11.0	7.6
Residential electric power.....	05-41	12/90	170.7	171.6	171.2	4.6	-0.2	0.2	1.2	-0.1
Residential natural gas.....	05-51	12/90	201.7	197.5	192.4	-9.2	-2.6	2.6	-4.2	-2.1
Gasoline.....	05-71		257.0	150.8	158.8	-42.7	5.3	-13.5	-24.0	1.5
Home heating oil and distillates.....	05-73-02		240.6	148.0	167.8	-39.6	13.4	-10.6	-19.6	9.9
No. 2 diesel fuel.....	05-73-03		283.4	183.9	189.9	-41.0	3.3	-15.4	-19.2	-1.5
Final demand goods less foods and energy.....		11/09	110.0	110.0	109.8	0.4	-0.2	0.1	-0.2	-0.1
Alcoholic beverages.....	02-61		191.1	191.7	192.2	0.5	0.3	0.4	-0.1	0.4
Pet food ³	02-94-02		252.0	252.6	252.4	0.8	-0.1	0.1	-0.1	-0.1
Women's, girls', and infants' apparel ³	03-81-06	12/03	104.8	104.8	106.6	1.7	1.7	-0.1	0.2	1.7
Men's and boys' apparel ³	03-81-07	12/03	114.7	115.0	111.6	-2.6	-3.0	0.0	0.4	-3.0
Textile housefurnishings ³	03-82		160.2	162.2	161.5	0.9	-0.4	0.1	0.6	-0.4
Footwear ³	04-3		192.0	192.8	192.9	1.8	0.1	-0.1	0.3	0.1
Industrial chemicals ³	06-1		284.6	246.4	241.8	-19.0	-1.9	-4.4	-9.1	-1.9
Pharmaceutical preparations.....	06-38	06/01	199.2	206.8	207.0	7.1	0.1	0.5	1.0	0.2
Soaps and detergents ³	06-71		175.3	175.3	174.7	0.5	-0.3	0.4	0.0	-0.3
Cleaning and polishing products ³	06-72	06/83	174.5	175.5	175.6	1.7	0.1	0.3	0.2	0.1
Cosmetics and other toiletries ³	06-75		160.9	161.2	161.2	1.1	0.0	-0.1	0.1	0.0
Tires ³	07-12-01		147.5	147.7	147.7	-2.5	0.0	0.1	0.1	0.0
Consumer, institutional, and commercial products, n.e.c. ³	07-2B	12/06	129.8	131.7	131.4	3.1	-0.2	0.1	1.6	-0.2
Sanitary paper products ³	09-15-01		182.7	182.3	182.1	-0.5	-0.1	-0.4	0.1	-0.1
Agricultural machinery and equipment ³	11-1		220.7	221.8	222.7	1.4	0.4	0.0	0.3	0.4
Construction machinery and equipment.....	11-2		214.5	216.6	216.5	1.4	0.0	0.0	0.2	-0.2
Metal cutting machine tools ³	11-37		196.5	197.1	198.6	1.5	0.8	0.0	0.3	0.8
Metal forming machine tools ³	11-38		221.6	221.4	221.3	1.8	0.0	-0.4	0.7	0.0
Tools, dies, jigs, fixtures, and industrial molds ³	11-39		150.4	150.5	150.7	0.1	0.1	-0.2	-0.2	0.1
Pumps, compressors, and equipment.....	11-41		241.9	244.0	244.1	1.8	0.0	0.5	-0.3	-0.2
Industrial material handling equipment ³	11-44		203.3	204.2	207.4	3.2	1.6	0.1	0.3	1.6
Electronic computers and computer equipment ³	11-5	12/98	30.1	29.9	29.5	-3.0	-1.3	-0.7	0.0	-1.3
Textile machinery and equipment ³	11-62		176.3	176.3	176.3	1.3	0.0	0.0	0.0	0.0
Paper industries machinery ³	11-64	06/82	214.8	216.2	215.1	1.9	-0.5	0.0	0.1	-0.5
Printing trades machinery and equipment ³	11-65		160.3	161.7	161.5	0.9	-0.1	0.0	0.9	-0.1
Transformers and power regulators ³	11-74		224.1	219.3	217.2	-2.8	-1.0	-0.4	-1.1	-1.0
Communication and related equipment ³	11-76	12/85	108.0	108.8	108.4	0.7	-0.4	0.4	0.6	-0.4
Electronic components and accessories ³	11-78		68.6	68.6	68.6	0.0	0.0	0.0	0.1	0.0
X-ray and electromedical equipment ³	11-79-05		87.0	87.0	87.0	-0.9	0.0	-0.1	0.2	0.0
Oil field and gas field machinery ³	11-91		216.7	217.0	216.4	-0.1	-0.3	0.0	0.0	-0.3
Mining machinery and equipment.....	11-92		257.0	257.4	258.5	1.1	0.4	0.1	-0.2	0.4
Office and store machines and equipment ³	11-93		118.5	118.4	119.3	0.8	0.8	0.0	-0.2	0.8
Household furniture.....	12-1		201.8	202.3	203.3	2.0	0.5	0.1	0.3	0.4
Commercial furniture ³	12-2		212.5	211.5	211.9	2.1	0.2	0.1	-0.3	0.2
Floor coverings ³	12-3		185.3	184.5	185.3	0.1	0.4	-0.5	0.3	0.4
Household appliances ³	12-4		117.4	117.0	117.0	-0.2	0.0	0.3	0.1	0.0

See footnotes at end of table.

Table 4. Producer price indexes and percent changes for selected commodity groupings by final demand category¹ — Continued
 [1982=100, unless otherwise indicated]

Grouping	Commodity code	Other index base	Unadjusted index			Unadjusted percent change to Feb. 2015 from:		Seasonally adjusted percent change from:		
			Oct. 2014 ²	Jan. 2015 ²	Feb. 2015 ²	Feb. 2014	Jan. 2015	Nov. to Dec.	Dec. to Jan.	Jan. to Feb.
Home electronic equipment ³	12-5		51.2	51.3	51.3	0.4	0.0	0.2	0.0	0.0
Silverware and hollowware ³	12-6A	12/11	98.1	98.0	98.0	-1.1	0.0	0.1	0.0	0.0
Lawn and garden equipment excl. garden tractors ³	12-66		143.4	143.6	143.5	0.0	-0.1	-0.1	0.2	-0.1
Passenger cars.....	14-11-01		133.5	133.0	131.8	0.2	-0.9	0.1	0.3	-0.8
Light motor trucks.....	14-11-05		170.1	169.1	169.5	0.3	0.2	0.4	-0.7	0.5
Heavy motor trucks ³	14-11-06		214.1	216.0	216.1	1.3	0.0	0.1	0.9	0.0
Motor vehicles parts ³	14-12		125.9	125.8	126.1	0.3	0.2	-0.1	0.1	0.2
Truck trailers ³	14-14		198.2	199.0	199.1	1.7	0.1	0.2	0.3	0.1
Travel trailers and campers ³	14-16	06/84	189.6	190.4	190.9	3.4	0.3	0.1	0.3	0.3
Aircraft.....	14-21		288.8	290.8	291.3	1.7	0.2	0.1	0.4	0.1
Ships ³	14-31	12/85	223.4	223.5	225.4	0.9	0.9	0.2	-0.3	0.9
Railroad equipment ³	14-4		199.3	199.7	200.7	1.7	0.5	2.3	-0.8	0.5
Toys, games, and children's vehicles ³	15-11		152.1	154.3	152.4	1.3	-1.2	1.4	0.1	-1.2
Sporting and athletic goods ³	15-12		136.0	136.5	137.8	1.1	1.0	-0.2	0.3	1.0
Cigarettes ³	15-21		847.9	869.0	868.3	4.7	-0.1	2.5	0.0	-0.1
Mobile homes.....	15-5		265.8	267.7	267.6	2.7	0.0	1.0	0.2	-0.1
Medical, surgical & personal aid devices.....	15-6		174.7	175.2	176.3	0.8	0.6	-0.2	0.3	0.4
Jewelry, platinum and karat gold ³	15-94-02		217.3	217.3	218.0	-8.3	0.3	-0.3	-0.4	0.3
Costume jewelry and novelties ³	15-94-04		173.6	176.1	175.4	2.6	-0.4	0.0	1.4	-0.4
Final demand services.....		11/09	110.0	109.8	109.5	1.2	-0.3	0.3	-0.2	-0.5
Final demand trade services ⁴		11/09	112.6	112.1	111.1	2.2	-0.9	0.5	0.5	-1.5
Machinery and equipment wholesaling ³	57-11-01	03/09	111.4	114.4	112.1	0.4	-2.0	-0.4	0.9	-2.0
Furnishings wholesaling ³	57-2	03/09	90.8	90.4	88.0	-2.3	-2.7	1.3	-1.8	-2.7
Chemicals and allied products wholesaling ³	57-5	03/09	115.9	113.3	112.9	-2.5	-0.4	-0.1	1.4	-0.4
Paper and plastics products wholesaling ³	57-6	03/09	113.9	115.0	116.0	3.6	0.9	0.0	0.1	0.9
Apparel wholesaling ³	57-7	03/09	120.2	118.8	118.3	1.8	-0.4	-0.7	2.2	-0.4
Food and alcohol wholesaling ³	57-8	06/09	102.8	103.8	102.6	7.3	-1.2	-1.6	0.4	-1.2
Food and alcohol retailing.....	58-1	03/09	124.8	125.2	124.1	6.6	-0.9	1.1	0.2	-2.3
Health, beauty, and optical goods retailing ³	58-2	03/09	119.3	121.2	120.2	-4.2	-0.8	-1.2	1.2	-0.8
Apparel, jewelry, footwear, and accessories retailing.....	58-3	06/09	120.0	107.8	110.6	2.2	2.6	0.6	3.6	-2.4
Computer hardware, software, and supplies retailing ³	58-4	03/09	93.0	90.4	93.7	7.3	3.7	-0.1	-2.4	3.7
TV, video, and photographic equipment and supplies retailing ³	58-5	03/09	80.7	51.3	59.6	-24.4	16.2	-3.7	-31.1	16.2
Automobiles and automobile parts retailing ³	58-6	06/09	102.0	102.7	102.5	-1.2	-0.2	-0.3	1.0	-0.2
Manufactured (mobile) homes retailing ³	58-7	03/09	101.2	100.6	101.1	0.3	0.5	3.3	-3.2	0.5
RVs, trailers, and campers retailing ³	58-8	03/09	115.4	115.6	113.6	-4.7	-1.7	-0.3	2.5	-1.7
Sporting goods, including boats, retailing ³	58-9	03/09	110.6	107.3	105.7	-6.3	-1.5	-1.3	-0.9	-1.5
Lawn, garden, and farm equipment and supplies retailing ³	58-A	03/09	102.8	103.1	102.2	3.2	-0.9	0.4	0.5	-0.9
Furniture retailing ³	58-B	03/09	103.3	101.5	101.8	2.9	0.3	-1.2	-1.6	0.3
Flooring and floor coverings retailing ³	58-C	03/09	97.9	107.4	97.8	-5.0	-8.9	0.6	9.3	-8.9
Hardware, building materials, and supplies retailing.....	58-D	03/09	111.6	111.5	114.7	3.1	2.9	-1.5	-0.1	2.3
Major household appliances retailing ³	58-E	03/09	73.4	77.1	82.9	-3.3	7.5	4.2	3.6	7.5
Fuels and lubricants retailing ³	58-F	06/09	145.6	157.4	136.3	27.0	-13.4	24.7	-9.3	-13.4
Cleaning supplies and paper products retailing ³	58-G	03/09	138.6	138.2	142.0	1.6	2.7	0.3	0.2	2.7
Book retailing ³	58-H	03/09	119.3	121.9	115.0	-6.1	-5.7	1.3	0.8	-5.7
Final demand transportation and warehousing services.....		11/09	117.4	116.8	115.1	-0.6	-1.5	-0.2	-0.8	-1.5
Rail transportation of freight and mail.....	30-11	12/08	121.0	120.1	118.4	-1.8	-1.4	-0.1	-0.7	-1.4
Truck transportation of freight.....	30-12	06/09	115.4	114.3	112.9	-1.1	-1.2	-0.2	-0.7	-1.3
Air transportation of freight ³	30-14	12/08	115.4	113.2	114.0	-1.6	0.7	0.4	-0.1	0.7
Courier, messenger, and U.S. postal services.....	30-16	06/09	128.9	131.8	131.4	1.7	-0.3	0.2	0.0	-1.1
Rail transportation of passengers ³	30-21	12/08	114.0	114.7	114.7	1.8	0.0	0.1	0.0	0.0
Airline passenger services.....	30-22	12/08	115.2	115.5	112.3	-0.4	-2.8	0.0	-1.0	-2.8
Final demand services less trade, transportation, and warehousing.....		11/09	107.9	107.8	108.2	1.0	0.4	0.1	-0.4	0.3
Sales of books ³	33-11		356.9	358.8	359.3	3.2	0.1	0.1	-0.1	0.1
Sales and subscriptions of periodicals and newspapers ³	33-12	06/09	107.4	108.7	108.6	2.4	-0.1	-0.1	0.5	-0.1
Application software publishing ³	34-2	06/09	97.9	98.8	98.8	-2.0	0.0	0.5	0.5	0.0
Advertising space sales in periodicals, newspapers, directories, and mailing lists.....	36-1	06/09	105.5	105.7	106.0	0.8	0.3	0.2	-0.8	0.3
Residential wired telecommunication services.....	37-11	06/09	122.5	125.1	125.4	4.0	0.2	0.3	0.2	0.7
Cellular phone and other wireless telecommunication services.....	37-21	03/09	84.4	81.9	78.0	-9.9	-4.8	-0.2	-2.0	-5.1
Cable and satellite subscriber services.....	37-3	12/08	111.2	111.7	111.4	0.2	-0.3	0.0	0.1	-0.4
Internet access services ³	37-4	03/09	98.1	98.1	98.3	0.6	0.2	0.0	0.0	0.2
Bundled wired telecommunications access services ³	37-5	12/11	101.1	102.1	102.0	1.4	-0.1	-1.2	0.9	-0.1
Consumer loans (partial) ³	39-12	06/09	113.0	113.7	113.6	-5.4	-0.1	-1.0	1.0	-0.1
Deposit services (partial) ³	39-2	04/09	62.3	61.8	61.0	4.3	-1.3	-1.3	1.1	-1.3
Other credit intermediation, incl. trust services (partial) ³	39-3	04/09	105.9	104.4	98.7	-3.3	-5.5	0.4	-0.4	-5.5
Securities brokerage, dealing, investment advice, and related services ³	40-11	06/09	102.9	101.4	102.7	1.1	1.3	5.0	-4.5	1.3
Portfolio management ³	40-2	12/08	176.0	180.4	181.3	7.7	0.5	1.5	-0.6	0.5

See footnotes at end of table.

Table 4. Producer price indexes and percent changes for selected commodity groupings by final demand category¹ — Continued
 [1982=100, unless otherwise indicated]

Grouping	Commodity code	Other index base	Unadjusted index			Unadjusted percent change to Feb. 2015 from:		Seasonally adjusted percent change from:		
			Oct. 2014 ²	Jan. 2015 ²	Feb. 2015 ²	Feb. 2014	Jan. 2015	Nov. to Dec.	Dec. to Jan.	Jan. to Feb.
Life insurance.....	41-11-01	03/09	103.8	103.7	103.8	0.0	0.1	-0.5	-0.1	-0.1
Disability insurance, including accidental death.....	41-11-02	03/09	103.8	104.0	104.0	0.1	0.0	0.0	-0.2	0.1
Health and medical insurance.....	41-11-03	03/09	116.7	116.5	116.8	0.3	0.3	0.1	-0.9	0.5
Property and casualty insurance.....	41-11-04	03/09	110.6	110.7	110.7	0.7	0.0	0.2	0.1	0.0
Annuities ³	41-2	03/09	110.8	109.6	109.7	0.0	0.1	-1.5	0.3	0.1
Residential property sales and leases, brokerage fees and commissions.....	43-21	12/08	113.4	114.9	115.0	3.9	0.1	0.3	0.3	0.2
Passenger car rental.....	44-1	03/09	91.7	95.8	92.2	-6.1	-3.8	-1.1	5.0	-9.8
Legal services.....	45-1	03/09	117.1	118.3	119.9	3.1	1.4	0.3	-0.6	1.4
Tax preparation and planning ³	45-21-02	04/09	108.8	110.3	112.9	7.1	2.4	0.2	1.9	2.4
Architectural and engineering services.....	45-3	06/09	106.7	107.0	107.4	2.3	0.4	-0.1	0.7	0.4
Management, scientific, and technical consulting services ³	45-4	06/09	104.8	104.0	105.8	2.0	1.7	-0.7	-1.0	1.7
Arrangement of flights (partial) ³	47-1	06/09	110.3	106.9	107.0	-2.6	0.1	-3.8	-3.8	0.1
Arrangement of vehicle rentals and lodging.....	47-2	12/08	85.2	81.0	85.9	8.5	6.0	-5.0	3.0	7.8
Arrangement of cruises and tours ³	47-3	12/08	104.0	102.1	97.9	-4.8	-4.1	0.8	-1.1	-4.1
Physician care.....	51-11-01	03/09	107.0	106.8	107.0	0.2	0.2	0.1	-0.6	0.2
Medical laboratory and diagnostic imaging care ³	51-11-02	03/09	97.6	97.2	97.1	-0.7	-0.1	0.1	-0.6	-0.1
Home health and hospice care ³	51-11-03	12/08	103.7	103.3	103.8	1.6	0.5	0.5	-0.9	0.5
Hospital outpatient care.....	51-11-04	12/08	121.3	120.3	120.8	0.3	0.4	0.1	-1.3	0.5
Dental care ³	51-11-05	06/10	107.5	108.6	109.1	2.1	0.5	0.2	0.8	0.5
Hospital inpatient care.....	51-21-01	12/08	117.2	117.1	117.9	1.0	0.7	-0.3	-0.6	0.9
Nursing home care.....	51-21-02	12/08	111.6	112.3	112.6	2.6	0.3	0.1	0.5	0.4
Computer training school services ³	52-1	12/08	102.4	103.3	103.3	1.7	0.0	0.7	-0.3	0.0
Traveler accommodation services.....	53-11	06/09	113.5	105.7	109.6	4.3	3.7	-0.7	0.8	0.5
Food and beverages for immediate consumption services (partial).....	54-1	06/09	112.0	113.1	112.9	2.6	-0.2	0.3	0.3	-0.4
Motor vehicle repair and maintenance (partial).....	55-2	12/08	123.4	123.5	123.5	1.6	0.0	0.2	-1.0	0.0
Membership dues and admissions and recreation facility use fees (partial).....	56-1	06/09	110.1	112.5	112.4	3.5	-0.1	0.6	-0.1	0.3
Recreational activity instruction fees (partial).....	56-2	12/08	114.1	118.0	117.7	3.1	-0.3	2.1	0.7	-0.8
Gaming receipts (partial) ³	56-3	12/08	109.1	106.9	105.8	0.1	-1.0	-0.1	0.8	-1.0
Mining services ³	60-1	06/85	260.7	254.1	256.8	-2.2	1.1	-0.2	-3.2	1.1
Final demand construction.....		11/09	111.4	111.9	112.1	2.0	0.2	0.0	0.4	0.1
New warehouse building construction ³	80-11-01	12/04	138.9	139.8	139.7	2.2	-0.1	0.4	0.2	-0.1
New school building construction ³	80-11-02	12/05	147.7	148.1	148.2	1.7	0.1	0.1	0.1	0.1
New office building construction ³	80-11-03	06/06	124.2	125.0	125.2	2.5	0.2	0.0	0.8	0.2
New industrial building construction ³	80-11-04	06/07	117.2	117.8	118.0	2.1	0.2	-0.2	0.6	0.2
New health care building construction ³	80-11-05	06/12	104.9	104.9	105.0	1.0	0.1	-0.1	0.0	0.1

¹ Further information about the Final Demand-Intermediate Demand Aggregation system is available online at <https://www.bls.gov/ppi/fdidaggregation.htm>

² The indexes for October 2014 have been recalculated to incorporate late reports and corrections by respondents. All indexes are subject to revision 4 months after original publication.

³ Not seasonally adjusted.

⁴ Trade indexes measure changes in margins received by wholesalers and retailers.

"-" Data not available.

NOTE: The term "(partial)" denotes incomplete coverage of the index category.

Table 5. Producer price indexes and percent changes for selected commodity groupings of intermediate demand by commodity type category¹
 [1982=100, unless otherwise indicated]

Grouping	Commodity code	Other index base	Unadjusted index			Unadjusted percent change to Feb. 2015 from:		Seasonally adjusted percent change from:		
			Oct. 2014 ²	Jan. 2015 ²	Feb. 2015 ²	Feb. 2014	Jan. 2015	Nov. to Dec.	Dec. to Jan.	Jan. to Feb.
Processed goods for intermediate demand.....			200.5	189.8	189.2	-6.4	-0.3	-1.6	-2.8	-0.6
Processed foods and feeds.....			210.3	201.7	198.3	-3.1	-1.7	-0.3	-2.5	-1.9
Meats.....	02-21		221.1	205.3	198.5	7.9	-3.3	-1.5	-2.5	-3.4
Processed poultry.....	02-22		175.5	173.0	170.2	7.5	-1.6	-0.1	0.3	-2.4
Dairy products.....	02-3		229.0	197.0	191.6	-12.8	-2.7	-3.0	-5.7	-3.0
Processed fruits and vegetables ³	02-4		195.0	196.2	197.7	3.0	0.8	-0.1	0.4	0.8
Refined sugar and byproducts ³	02-53		168.4	171.9	171.3	6.9	-0.3	-0.2	2.0	-0.3
Fats and oils ³	02-7		254.3	246.1	246.1	-5.5	0.0	-0.5	-2.5	0.0
Prepared animal feeds.....	02-9		202.3	205.4	200.7	-10.4	-2.3	1.2	-3.6	-2.8
Processed materials less foods and feeds.....			199.9	188.9	188.6	-6.6	-0.2	-1.7	-2.8	-0.5
Synthetic fibers ³	03-1		124.6	122.4	122.3	-2.8	-0.1	-0.4	-1.1	-0.1
Processed yarns and threads ³	03-2		140.7	136.6	136.8	-3.5	0.1	0.0	-2.2	0.1
Finished fabrics ³	03-4		154.6	154.3	153.8	0.0	-0.3	-0.1	-0.2	-0.3
Liquefied petroleum gas ³	05-32		229.4	142.2	153.0	-52.3	7.6	-26.8	-11.0	7.6
Commercial electric power.....	05-42		196.4	191.1	191.5	2.9	0.2	0.5	0.1	0.2
Industrial electric power.....	05-43		217.0	221.8	221.0	3.1	-0.4	0.9	4.1	-0.3
Commercial natural gas ³	05-52	12/90	191.4	192.2	189.6	-6.2	-1.4	2.8	-3.1	-1.4
Industrial natural gas.....	05-53	12/90	176.0	181.7	175.4	-11.0	-3.5	0.7	-2.9	-4.0
Natural gas to electric utilities.....	05-54	12/90	175.0	169.0	169.8	-9.4	0.5	4.6	-3.4	-0.2
Gasoline.....	05-71		257.0	150.8	158.8	-42.7	5.3	-13.5	-24.0	1.5
Jet fuel.....	05-72-03		268.2	180.8	169.5	-43.1	-6.3	-6.3	-21.7	-7.4
No. 2 diesel fuel.....	05-73-03		283.4	183.9	189.9	-41.0	3.3	-15.4	-19.2	-1.5
Residual fuels ³	05-74		235.9	144.9	132.7	-48.6	-8.4	-12.4	-19.5	-8.4
Finished lubricants ³	05-76		404.1	399.6	394.7	-1.8	-1.2	0.6	-0.6	-1.2
Lubricating oil base stocks ³	05-78	06/09	149.5	93.7	98.7	-45.7	5.3	-17.0	-19.1	5.3
Asphalt.....	05-81-02	06/85	277.9	211.4	189.4	-24.6	-10.4	-2.3	-16.8	-12.4
Basic inorganic chemicals ³	06-13		272.7	279.1	277.1	2.3	-0.7	0.5	3.6	-0.7
Basic organic chemicals ³	06-14		287.8	240.7	235.6	-22.8	-2.1	-5.3	-11.5	-2.1
Prepared paint ³	06-21		277.0	274.6	275.8	0.5	0.4	-0.1	-0.8	0.4
Paint materials ³	06-22		256.2	249.5	273.5	3.2	9.6	6.3	-4.6	9.6
Medicinal and botanical chemicals ³	06-31		177.1	176.1	177.3	0.8	0.7	-0.6	0.2	0.7
Biological products, including diagnostics ³	06-37		256.0	253.9	252.7	0.3	-0.5	1.0	1.2	-0.5
Fats and oils, inedible.....	06-4		226.9	223.7	221.6	-13.7	-0.9	-3.6	-1.8	-4.9
Nitrogenates.....	06-52-01		318.9	320.7	321.7	-2.2	0.3	0.1	-1.0	-0.7
Phosphates ³	06-52-02		238.5	224.8	236.6	11.9	5.2	-2.4	-2.6	5.2
Other agricultural chemicals ³	06-53		187.5	175.3	184.2	-1.6	5.1	0.4	-6.6	5.1
Plastic resins and materials ³	06-6		263.0	246.8	240.8	-5.1	-2.4	-1.0	-4.7	-2.4
Industrial gases ³	06-79-03		218.8	216.6	223.0	2.1	3.0	0.3	0.2	3.0
Adhesives and sealants ³	06-79-04	10/83	251.2	252.8	252.6	1.0	-0.1	0.2	0.5	-0.1
Synthetic rubber ³	07-11-02		222.0	208.0	195.3	-14.4	-6.1	-1.9	-1.9	-6.1
Tires ³	07-12-01		147.5	147.7	147.7	-2.5	0.0	0.1	0.1	0.0
Plastic construction products ³	07-21		212.6	210.2	212.3	1.1	1.0	-1.0	-0.1	1.0
Unsupported plastic film, sheet, other shapes ³	07-22		220.0	217.7	216.4	-1.0	-0.6	0.0	-0.9	-0.6
Parts for manufacturing from plastics ³	07-26		149.9	150.3	150.3	1.6	0.0	0.1	0.2	0.0
Plastic packaging products ³	07-2A	12/06	115.0	114.5	114.2	-2.0	-0.3	-0.1	-0.3	-0.3
Softwood lumber.....	08-11		205.0	202.1	198.9	-4.5	-1.6	-1.5	-1.5	-3.7
Hardwood lumber ³	08-12		240.5	233.2	232.6	-2.1	-0.3	-1.1	-2.0	-0.3
Millwork.....	08-2		234.1	235.1	236.1	2.4	0.4	0.1	0.1	0.3
Plywood ³	08-3		211.6	209.7	204.5	4.9	-2.5	-0.7	-0.3	-2.5
Paper.....	09-13		193.1	192.9	192.6	0.4	-0.2	0.2	0.5	-0.1
Paperboard ³	09-14		247.3	247.4	247.3	-0.9	0.0	0.0	0.2	0.0
Paper boxes and containers ³	09-15-03		245.6	248.4	248.2	1.3	-0.1	0.2	0.1	-0.1
Building paper and board ³	09-2		185.8	188.6	186.0	-2.4	-1.4	0.2	1.2	-1.4
Commercial printing ³	09-47	06/82	169.8	170.0	170.0	0.2	0.0	-0.1	0.1	0.0
Foundry and forge shop products ³	10-15		210.6	211.2	210.1	0.1	-0.5	0.2	0.1	-0.5
Steel mill products ³	10-17		201.6	195.5	191.9	-3.6	-1.8	-1.3	-1.2	-1.8
Primary nonferrous metals ³	10-22		189.8	184.3	183.1	-3.5	-0.7	-0.4	-3.3	-0.7
Secondary nonferrous metals ³	10-24		232.8	227.8	225.2	-1.6	-1.1	0.6	-1.3	-1.1
Aluminum mill shapes ³	10-25-01		184.8	184.0	182.3	4.4	-0.9	1.1	-2.2	-0.9
Copper and brass mill shapes ³	10-25-02		393.1	373.4	363.7	-10.6	-2.6	-1.3	-3.6	-2.6
Nonferrous wire and cable ³	10-26		254.0	241.6	243.5	-4.4	0.8	-1.6	-3.3	0.8
Nonferrous foundry shop products ³	10-28		211.2	211.0	210.4	-0.2	-0.3	-0.3	0.1	-0.3
Metal containers ³	10-3		151.5	152.1	151.9	1.4	-0.1	0.0	0.4	-0.1
Hardware ³	10-4		208.3	208.4	208.3	0.9	0.0	0.1	-0.1	0.0
Plumbing fixtures and brass fittings.....	10-5		254.1	256.5	257.1	3.1	0.2	0.2	0.8	-0.1
Heating equipment ³	10-6		245.3	244.8	246.1	1.8	0.5	-0.2	-0.2	0.5
Fabricated structural metal products.....	10-7		215.8	216.2	216.5	1.0	0.1	0.1	0.0	0.0

See footnotes at end of table.

Table 5. Producer price indexes and percent changes for selected commodity groupings of intermediate demand by commodity type category¹ — Continued
 [1982=100, unless otherwise indicated]

Grouping	Commodity code	Other index base	Unadjusted index			Unadjusted percent change to Feb. 2015 from:		Seasonally adjusted percent change from:		
			Oct. 2014 ²	Jan. 2015 ²	Feb. 2015 ²	Feb. 2014	Jan. 2015	Nov. to Dec.	Dec. to Jan.	Jan. to Feb.
Bolts, nuts, screws, rivets, and washers ³	10-81	00/82	187.6	188.7	188.9	0.0	0.1	0.4	0.2	0.1
Lighting fixtures ³	10-83	00/82	165.5	167.5	167.7	1.8	0.1	0.1	0.7	0.1
Fabricated ferrous wire products.....	10-88	06/82	221.5	222.4	222.5	0.4	0.0	0.9	-0.8	-0.4
Other miscellaneous metal products ³	10-89		161.0	160.7	160.9	0.4	0.1	0.2	0.0	0.1
Fluid power equipment ³	11-43		242.3	243.3	243.4	0.8	0.0	0.2	0.1	0.0
Mechanical power transmission equipment ³	11-45		258.0	258.7	259.6	1.4	0.3	0.0	0.2	0.3
Air conditioning and refrigeration equipment ³	11-48		178.3	178.6	179.3	1.1	0.4	1.0	0.0	0.4
Metal valves, except fluid power.....	11-49-02	12/82	297.2	297.4	298.2	1.5	0.3	0.1	-0.4	-0.1
Ball and roller bearings.....	11-49-05		255.0	254.2	255.2	1.8	0.4	0.2	-0.4	0.5
Wiring devices ³	11-71		231.8	232.7	232.4	0.2	-0.1	-0.7	0.9	-0.1
Motors, generators, motor generator sets ³	11-73		211.7	212.2	211.8	0.2	-0.2	0.1	0.0	-0.2
Switchgear, switchboard, and industrial controls equip. ³	11-75		217.6	218.3	218.9	-0.2	0.3	0.0	0.2	0.3
Electronic components and accessories ³	11-78		68.6	68.6	68.6	0.0	0.0	0.0	0.1	0.0
Internal combustion engines ³	11-94		167.2	168.3	168.2	0.8	-0.1	-0.1	0.5	-0.1
Machine shop products ³	11-95		183.6	183.7	183.7	0.2	0.0	-0.1	0.1	0.0
Flat glass ³	13-11		120.6	123.1	122.4	1.9	-0.6	1.8	-0.1	-0.6
Cement ³	13-22		211.5	219.5	219.6	9.4	0.0	-0.2	3.6	0.0
Concrete products.....	13-3		233.2	236.1	236.6	4.4	0.2	0.8	0.5	0.2
Asphalt felts and coatings.....	13-6		238.6	236.9	229.9	0.8	-3.0	-1.1	1.8	-1.6
Paving mixtures and blocks ³	13-94		326.4	326.2	322.1	0.1	-1.3	0.2	-0.4	-1.3
Motor vehicle parts ³	14-12		125.9	125.8	126.1	0.3	0.2	-0.1	0.1	0.2
Aircraft engines and engine parts.....	14-23	12/85	220.8	222.5	223.0	1.5	0.2	0.2	-0.5	0.2
Aircraft parts and auxiliary equipment, n.e.c. ³	14-25	06/85	181.7	182.5	183.3	1.6	0.4	0.0	0.4	0.4
Medical, surgical, and personal aid devices.....	15-6		174.7	175.2	176.3	0.8	0.6	-0.2	0.3	0.4
Unprocessed goods for intermediate demand.....			236.2	200.7	193.9	-25.0	-3.4	-4.6	-9.4	-3.9
Unprocessed foodstuffs and feedstuffs.....			208.0	193.4	182.7	-9.0	-5.5	-5.7	-1.8	-6.7
Wheat ³	01-21		176.8	171.8	167.2	-12.5	-2.7	4.7	-7.3	-2.7
Corn.....	01-22-02		131.0	149.5	152.9	-12.5	2.3	6.7	-4.3	1.1
Slaughter cattle ³	01-31		245.6	246.6	243.6	15.1	-1.2	-2.9	0.2	-1.2
Slaughter hogs.....	01-32		129.2	74.0	60.8	-43.2	-17.8	-33.0	-18.7	-21.9
Slaughter chickens.....	01-41-02		306.8	291.2	246.0	-2.1	-15.5	-9.2	5.9	-17.1
Slaughter turkeys.....	01-42		238.1	191.5	192.7	-0.6	0.6	-7.2	4.0	-4.6
Raw milk.....	01-6		186.1	140.4	122.8	-34.0	-12.5	-8.1	-6.1	-12.5
Alfalfa hay.....	01-81		357.9	364.3	341.3	-1.6	-6.3	-1.3	11.1	-7.3
Oilseeds.....	01-83-01		179.8	186.0	181.6	-25.6	-2.4	1.0	-4.0	-2.7
Raw cane sugar and byproducts ³	02-52-01		149.7	150.0	150.5	11.5	0.3	1.2	2.2	0.3
Unprocessed nonfood materials.....			244.5	194.2	191.1	-34.1	-1.6	-3.7	-14.9	-1.6
Raw cotton ³	01-51		106.6	101.4	105.5	-19.8	4.0	-5.6	-1.1	4.0
Hides and skins ³	04-1		329.7	315.2	306.7	1.0	-2.7	-2.5	-3.7	-2.7
Coal.....	05-1		195.9	200.4	198.3	-1.1	-1.0	-0.5	0.1	-0.2
Natural gas ³	05-31		160.4	127.7	113.4	-51.8	-11.2	19.7	-28.9	-11.2
Crude petroleum ³	05-61		225.7	118.0	132.5	-53.4	12.3	-20.5	-30.6	12.3
Logs, bolts, timber, pulpwood, and woodchips ³	08-5		243.4	247.3	247.0	2.2	-0.1	-0.2	2.2	-0.1
Wastepaper.....	09-12		327.7	316.6	306.1	-15.9	-3.3	-0.4	-3.1	-7.4
Iron ore ³	10-11		131.1	133.2	133.2	-0.1	0.0	0.9	2.5	0.0
Iron and steel scrap ³	10-12		518.2	475.0	383.5	-33.8	-19.3	-1.3	0.3	-19.3
Nonferrous metal ores ³	10-21	12/83	307.4	296.9	286.3	-8.2	-3.6	-0.5	-1.3	-3.6
Copper base scrap ³	10-23-01		517.0	483.9	459.0	-19.5	-5.1	-1.8	-3.5	-5.1
Aluminum base scrap.....	10-23-02		247.3	255.4	248.4	8.9	-2.7	-0.7	-0.9	-4.4
Construction sand, gravel, and crushed stone.....	13-21		290.8	294.0	294.4	2.6	0.1	0.2	0.3	0.0
Services for intermediate demand.....			109.5	109.4	109.5	1.2	0.1	0.1	-0.2	0.1
Trade services for intermediate demand ⁴			112.4	112.1	112.4	2.7	0.3	0.2	0.7	0.1
Machinery and equipment parts and supplies wholesaling ³	57-11-02	03/09	111.9	111.8	111.7	5.3	-0.1	2.3	1.0	-0.1
Building materials, paint, and hardware wholesaling ³	57-3	03/09	89.7	89.9	89.9	1.4	0.0	-0.6	1.7	0.0
Metals, minerals, and ores wholesaling ³	57-4	03/09	134.8	133.5	138.2	-0.4	3.5	-2.6	0.5	3.5
Chemicals and allied products wholesaling ³	57-5	03/09	115.9	113.3	112.9	-2.5	-0.4	-0.1	1.4	-0.4
Paper and plastics products wholesaling ³	57-6	03/09	113.9	115.0	116.0	3.6	0.9	0.0	0.1	0.9
Food wholesaling ³	57-81-01	03/09	100.4	101.5	100.0	7.5	-1.5	-1.6	0.2	-1.5
Automotive parts, including tires, retailing ³	58-61-02	03/09	107.1	107.4	108.5	-2.3	1.0	-0.5	0.8	1.0
Hardware, building material, and supplies retailing.....	58-D	03/09	111.6	111.5	114.7	3.1	2.9	-1.5	-0.1	2.3
Transportation and warehousing services for intermediate demand.....			119.5	120.0	119.1	0.4	-0.8	0.0	-0.3	-0.8
Rail transportation of freight and mail.....	30-11	12/08	121.0	120.1	118.4	-1.8	-1.4	-0.1	-0.7	-1.4
Truck transportation of freight.....	30-12	06/09	115.4	114.3	112.9	-1.1	-1.2	-0.2	-0.7	-1.3
Water transportation of freight ³	30-13	06/09	127.3	122.1	123.6	2.4	1.2	-2.4	-1.3	1.2
Air transportation of freight ³	30-14	12/08	115.4	113.2	114.0	-1.6	0.7	0.4	-0.1	0.7
Pipeline transportation of petroleum products ³	30-15-01	06/09	146.6	148.0	148.0	5.6	0.0	0.8	0.4	0.0
U.S. Postal Service ³	30-16-01	06/89	213.9	213.9	213.9	-0.1	0.0	0.0	0.0	0.0

See footnotes at end of table.

Table 5. Producer price indexes and percent changes for selected commodity groupings of intermediate demand by commodity type category¹ — Continued
 [1982=100, unless otherwise indicated]

Grouping	Commodity code	Other index base	Unadjusted index			Unadjusted percent change to Feb. 2015 from:		Seasonally adjusted percent change from:		
			Oct. 2014 ²	Jan. 2015 ²	Feb. 2015 ²	Feb. 2014	Jan. 2015	Nov. to Dec.	Dec. to Jan.	Jan. to Feb.
Courier and messenger services, except air mail.....	30-16-02	04/09	139.4	146.9	146.9	5.5	0.0	0.3	0.6	0.6
Air mail and package delivery services, excluding by USPS.....	30-16-03	04/09	146.9	149.3	147.1	-0.9	-1.5	-0.6	-0.3	-1.2
Transportation of passengers (partial).....	30-2	06/09	124.9	125.2	121.8	-0.3	-2.7	0.2	-1.3	-2.7
Services related to water transportation ³	31-1	06/09	113.9	113.8	113.2	0.3	-0.5	0.3	0.0	-0.5
Arrangement of freight and cargo ³	31-31	12/08	106.5	106.3	104.5	-1.5	-1.7	0.1	0.0	-1.7
Warehousing, storage, and related services ³	32-1	12/08	97.6	98.1	97.9	0.7	-0.2	0.0	0.5	-0.2
Services less trade, transportation, and warehousing for intermediate demand.....		11/09	106.9	106.8	107.0	0.9	0.2	0.0	-0.4	0.2
Network compensation from broadcast TV, cable TV, radio ³	35	06/09	115.1	117.7	117.7	6.8	0.0	0.0	2.3	0.0
Advertising space sales in periodicals and newspapers.....	36-11	06/09	104.9	105.1	105.6	1.1	0.5	0.2	-1.0	0.3
Advertising space sales in directories and mail lists.....	36-12	12/08	109.2	109.2	109.2	-0.3	0.0	0.1	-0.1	0.1
Television advertising time sales.....	36-2	06/09	116.1	107.2	106.1	-3.5	-1.0	-2.7	-3.4	-1.1
Radio advertising time sales ³	36-3	03/09	102.3	93.6	95.1	-5.0	1.6	3.5	-10.2	1.6
Internet advertising space sales, excluding Internet ads sold by print publishers ³	36-5	12/09	82.7	80.7	82.0	-5.1	1.6	2.0	-7.3	1.6
Business wired telecommunication services ³	37-12	06/09	95.8	95.9	95.9	0.0	0.0	-0.1	0.3	0.0
Cellular phone and other wireless telecommunication services.....	37-21	03/09	84.4	81.9	78.0	-9.9	-4.8	-0.2	-2.0	-5.1
Cable and satellite subscriber services.....	37-3	12/08	111.2	111.7	111.4	0.2	-0.3	0.0	0.1	-0.4
Bundled wired telecommunication access services ³	37-5	12/11	101.1	102.1	102.0	1.4	-0.1	-1.2	0.9	-0.1
Data processing and related services ³	38-1	06/09	100.7	100.7	100.7	-0.1	0.0	0.0	0.0	0.0
Business loans (partial) ³	39-11	04/09	190.8	194.4	194.4	-8.4	0.0	-5.6	3.5	0.0
Deposit services (partial) ³	39-2	04/09	62.3	61.8	61.0	4.3	-1.3	-1.3	1.1	-1.3
Other credit intermediation, incl. trust services (partial) ³	39-3	04/09	105.9	104.4	98.7	-3.3	-5.5	0.4	-0.4	-5.5
Securities brokerage, dealing, investment advice, and related ³	40-11	06/09	102.9	101.4	102.7	1.1	1.3	5.0	-4.5	1.3
Portfolio management ³	40-2	12/08	176.0	180.4	181.3	7.7	0.5	1.5	-0.6	0.5
Investment banking ³	40-3	12/08	142.2	143.2	144.8	7.1	1.1	0.0	-0.7	1.1
Life insurance.....	41-11-01	03/09	103.8	103.7	103.8	0.0	0.1	-0.5	-0.1	-0.1
Health and medical insurance.....	41-11-03	03/09	116.7	116.5	116.8	0.3	0.3	0.1	-0.9	0.5
Property and casualty insurance.....	41-11-04	03/09	110.6	110.7	110.7	0.7	0.0	0.2	0.1	0.0
Annuities ³	41-2	03/09	110.8	109.6	109.7	0.0	0.1	-1.5	0.3	0.1
Commissions from sales of insurance ³	42-1	06/09	102.6	102.8	102.9	0.8	0.1	0.0	0.2	0.1
Nonresidential real estate rents.....	43-11	06/09	106.8	106.2	106.3	2.3	0.1	-0.3	0.1	0.2
Nonresidential property sales and leases ³	43-12	12/08	108.0	109.8	109.7	4.6	-0.1	-1.1	0.8	-0.1
Residential property management fees ³	43-22	12/08	106.6	106.8	107.2	1.0	0.4	0.0	0.3	0.4
Passenger car rental.....	44-1	03/09	91.7	95.8	92.2	-6.1	-3.8	-1.1	5.0	-9.8
Truck, utility trailer, and RV rental and leasing ³	44-2	06/09	107.0	106.2	106.2	0.2	0.0	-0.7	0.0	0.0
Metal treatment services ³	59-1	12/84	180.4	180.8	181.2	1.5	0.2	0.1	0.1	0.2
Construction, mining, and forestry machinery and equipment rental and leasing ³	44-3	03/09	102.0	101.5	100.2	0.4	-1.3	0.9	-1.3	-1.3
Legal services.....	45-1	03/09	117.1	118.3	119.9	3.1	1.4	0.3	-0.6	1.4
Accounting services (partial).....	45-2	06/09	103.8	104.3	105.3	3.9	1.0	0.1	0.1	1.3
Architectural and engineering services.....	45-3	06/09	106.7	107.0	107.4	2.3	0.4	-0.1	0.7	0.4
Management, scientific, and technical consulting ³	45-4	06/09	104.8	104.0	105.8	2.0	1.7	-0.7	-1.0	1.7
Advertising and related services (partial) ³	45-5	12/08	106.6	105.0	107.2	2.4	2.1	0.0	0.1	2.1
Permanent placement services ³	46-1	03/09	111.2	111.7	113.0	5.1	1.2	0.4	-0.2	1.2
Executive search services ³	46-2	12/08	99.1	99.1	99.1	0.0	0.0	0.0	0.0	0.0
Staffing services ³	46-3	06/09	106.6	107.4	106.4	0.8	-0.9	0.5	0.7	-0.9
Security guard services ³	48-1	03/09	104.1	104.6	105.2	2.4	0.6	-0.3	0.3	0.6
Janitorial services ³	49-1	03/09	107.3	107.2	107.5	2.0	0.3	0.0	0.0	0.3
Waste collection.....	50-1	12/08	115.8	115.6	115.7	2.0	0.1	0.0	0.0	0.0
Traveler accommodation services.....	53-11	06/09	113.5	105.7	109.6	4.3	3.7	-0.7	0.8	0.5
Commercial and industrial machinery and equipment repair and maintenance ³	55-1	03/09	116.3	116.6	116.6	2.1	0.0	0.0	1.0	0.0
Aircraft repair and maintenance.....	55-4	04/09	110.4	113.5	113.9	3.7	0.4	0.1	2.1	0.4
Construction for intermediate demand.....		11/09	108.7	109.1	109.2	1.9	0.1	0.0	-0.5	0.2
Maintenance and repair of non-residential buildings (partial).....	80-2	12/10	109.9	110.2	110.4	1.9	0.2	0.1	-0.5	0.2

¹ Further information about the Final Demand-Intermediate Demand Aggregation system is available online at <https://www.bls.gov/ppi/fdidaggregation.htm>

² The indexes for October 2014 have been recalculated to incorporate late reports and corrections by respondents. All indexes are subject to revision 4 months after original publication.

³ Not seasonally adjusted.

⁴ Trade indexes measure changes in margins received by wholesalers and retailers.

"-" Data not available.

NOTE: The term "(partial)" denotes incomplete coverage of the index category.

Table 6. Producer price indexes and percent changes for selected commodity groupings of intermediate demand by production flow category¹
 [1982=100, unless otherwise indicated]

Grouping	Commodity code	Other index base	Unadjusted index			Unadjusted percent change to Feb. 2015 from:		Seasonally adjusted percent change from:		
			Oct. 2014 ²	Jan. 2015 ²	Feb. 2015 ²	Feb. 2014	Jan. 2015	Nov. to Dec.	Dec. to Jan.	Jan. to Feb.
Stage 4 intermediate demand.....		11/09	111.3	109.7	109.7	-0.7	0.0	-0.3	-0.7	-0.1
Stage 4 intermediate demand goods.....		04/10	110.1	106.8	106.6	-3.0	-0.2	-0.9	-1.3	-0.4
Grains ³	01-2		143.7	157.2	159.0	-12.1	1.1	6.5	-2.7	1.1
Meats.....	02-21		221.1	205.3	198.5	7.9	-3.3	-1.5	-2.5	-3.4
Unprocessed and packaged fish.....	02-23		328.1	357.9	338.5	6.1	-5.4	0.6	10.1	-5.2
Dairy products.....	02-3		229.0	197.0	191.6	-12.8	-2.7	-3.0	-5.7	-3.0
Commercial electric power.....	05-42		196.4	191.1	191.5	2.9	0.2	0.5	0.1	0.2
Commercial natural gas ³	05-52	12/90	191.4	192.2	189.6	-6.2	-1.4	2.8	-3.1	-1.4
Gasoline.....	05-71		257.0	150.8	158.8	-42.7	5.3	-13.5	-24.0	1.5
Jet fuel.....	05-72-03		268.2	180.8	169.5	-43.1	-6.3	-6.3	-21.7	-7.4
No. 2 diesel fuel.....	05-73-03		283.4	183.9	189.9	-41.0	3.3	-15.4	-19.2	-1.5
Basic organic chemicals ³	06-14		287.8	240.7	235.6	-22.8	-2.1	-5.3	-11.5	-2.1
Prepared paint ³	06-21		277.0	274.6	275.8	0.5	0.4	-0.1	-0.8	0.4
Medicinal and botanical chemicals ³	06-31		177.1	176.1	177.3	0.8	0.7	-0.6	0.2	0.7
Biological products for human use ³	06-37-19	06/09	118.1	118.1	120.0	2.9	1.6	0.5	-0.4	1.6
Pharmaceutical preparations.....	06-38	06/01	199.2	206.8	207.0	7.1	0.1	0.5	1.0	0.2
Plastic construction products ³	07-21	00/82	212.6	210.2	212.3	1.1	1.0	-1.0	-0.1	1.0
Unsupported plastic film, sheet, and other shapes ³	07-22		220.0	217.7	216.4	-1.0	-0.6	0.0	-0.9	-0.6
Parts for manufacturing from plastics ³	07-26		149.9	150.3	150.3	1.6	0.0	0.1	0.2	0.0
Plastic packaging products ³	07-2A	12/06	115.0	114.5	114.2	-2.0	-0.3	-0.1	-0.3	-0.3
Lumber.....	08-1	00/82	214.0	209.5	207.4	-3.4	-1.0	-1.1	-1.4	-2.4
Millwork.....	08-2		234.1	235.1	236.1	2.4	0.4	0.1	0.1	0.3
Sanitary paper products ³	09-15-01		182.7	182.3	182.1	-0.5	-0.1	-0.4	0.1	-0.1
Paper boxes and containers ³	09-15-03		245.6	248.4	248.2	1.3	-0.1	0.2	0.1	-0.1
Commercial printing ³	09-47	06/82	169.8	170.0	170.0	0.2	0.0	-0.1	0.1	0.0
Steel mill products ³	10-17		201.6	195.5	191.9	-3.6	-1.8	-1.3	-1.2	-1.8
Nonferrous wire and cable ³	10-26		254.0	241.6	243.5	-4.4	0.8	-1.6	-3.3	0.8
Fabricated structural metal products.....	10-7		215.8	216.2	216.5	1.0	0.1	0.1	0.0	0.0
Other miscellaneous metal products ³	10-89		161.0	160.7	160.9	0.4	0.1	0.2	0.0	0.1
Air conditioning and refrigeration equipment ³	11-48		178.3	178.6	179.3	1.1	0.4	1.0	0.0	0.4
Electronic components and accessories ³	11-78		68.6	68.6	68.6	0.0	0.0	0.0	0.1	0.0
Miscellaneous electrical machinery and equipment ³	11-79		117.7	117.7	118.0	0.0	0.3	-0.1	0.2	0.3
Internal combustion engines ³	11-94		167.2	168.3	168.2	0.8	-0.1	-0.1	0.5	-0.1
Machine shop products ³	11-95		183.6	183.7	183.7	0.2	0.0	-0.1	0.1	0.0
Concrete ingredients and related products.....	13-2		256.7	261.4	261.7	4.4	0.1	0.1	1.2	0.0
Concrete products.....	13-3		233.2	236.1	236.6	4.4	0.2	0.8	0.5	0.2
Prepared asphalt, tar roofing and siding products.....	13-61		229.1	230.6	224.1	1.7	-2.8	-0.6	2.7	-1.4
Paving mixtures and blocks ³	13-94		326.4	326.2	322.1	0.1	-1.3	0.2	-0.4	-1.3
Motor vehicle parts ³	14-12		125.9	125.8	126.1	0.3	0.2	-0.1	0.1	0.2
Aircraft engines and engine parts.....	14-23	12/85	220.8	222.5	223.0	1.5	0.2	0.2	-0.5	0.2
Aircraft parts and auxiliary equipment, n.e.c. ³	14-25	06/85	181.7	182.5	183.3	1.6	0.4	0.0	0.4	0.4
Medical, surgical and personal aid devices.....	15-6		174.7	175.2	176.3	0.8	0.6	-0.2	0.3	0.4
Stage 4 intermediate demand services.....		04/10	108.7	109.0	109.3	1.9	0.3	0.4	0.0	0.2
Truck transportation of freight.....	30-12	06/09	115.4	114.3	112.9	-1.1	-1.2	-0.2	-0.7	-1.3
Courier, messenger, and U.S. postal services.....	30-16	06/09	128.9	131.8	131.4	1.7	-0.3	0.2	0.0	-1.1
Warehousing, storage, and related services ³	32-1	12/08	97.6	98.1	97.9	0.7	-0.2	0.0	0.5	-0.2
Advertising space sales in periodicals and newspapers.....	36-11	06/09	104.9	105.1	105.6	1.1	0.5	0.2	-1.0	0.3
Business wired telecommunication services ³	37-12	06/09	95.8	95.9	95.9	0.0	0.0	-0.1	0.3	0.0
Wireless telecommunication services.....	37-2	06/09	86.4	83.9	79.8	-10.0	-4.9	-0.3	-2.0	-5.0
Data processing and related services ³	38-1	06/09	100.7	100.7	100.7	-0.1	0.0	0.0	0.0	0.0
Business loans (partial) ³	39-11	04/09	190.8	194.4	194.4	-8.4	0.0	-5.6	3.5	0.0
Deposit services (partial) ³	39-2	04/09	62.3	61.8	61.0	4.3	-1.3	-1.3	1.1	-1.3
Securities brokerage, dealing, investment advice, and related services ³	40-11	06/09	102.9	101.4	102.7	1.1	1.3	5.0	-4.5	1.3
Portfolio management ³	40-2	12/08	176.0	180.4	181.3	7.7	0.5	1.5	-0.6	0.5
Investment banking ³	40-3	12/08	142.2	143.2	144.8	7.1	1.1	0.0	-0.7	1.1
Insurance.....	41-11	06/09	111.2	111.2	111.3	0.5	0.1	0.0	-0.1	0.1
Annuities ³	41-2	03/09	110.8	109.6	109.7	0.0	0.1	-1.5	0.3	0.1
Nonresidential real estate rents.....	43-11	06/09	106.8	106.2	106.3	2.3	0.1	-0.3	0.1	0.2
Nonresidential property sales and leases ³	43-12	12/08	108.0	109.8	109.7	4.6	-0.1	-1.1	0.8	-0.1
Nonresidential property management fees ³	43-13	12/08	92.1	92.1	92.1	-2.0	0.0	0.7	0.1	0.0
Residential property management fees ³	43-22	12/08	106.6	106.8	107.2	1.0	0.4	0.0	0.3	0.4
Construction, mining, and forestry machinery and equipment rental and leasing ³	44-3	03/09	102.0	101.5	100.2	0.4	-1.3	0.9	-1.3	-1.3
Legal services.....	45-1	03/09	117.1	118.3	119.9	3.1	1.4	0.3	-0.6	1.4
Accounting services (partial).....	45-2	06/09	103.8	104.3	105.3	3.9	1.0	0.1	0.1	1.3
Architectural and engineering services.....	45-3	06/09	106.7	107.0	107.4	2.3	0.4	-0.1	0.7	0.4
Management, scientific, and technical consulting ³	45-4	06/09	104.8	104.0	105.8	2.0	1.7	-0.7	-1.0	1.7

See footnotes at end of table.

Table 6. Producer price indexes and percent changes for selected commodity groupings of intermediate demand by production flow category¹ — Continued
 [1982=100, unless otherwise indicated]

Grouping	Commodity code	Other index base	Unadjusted index			Unadjusted percent change to Feb. 2015 from:		Seasonally adjusted percent change from:		
			Oct. 2014 ²	Jan. 2015 ²	Feb. 2015 ²	Feb. 2014	Jan. 2015	Nov. to Dec.	Dec. to Jan.	Jan. to Feb.
Advertising agency services ³	45-51	12/08	106.6	105.0	107.2	2.4	2.1	0.0	0.1	2.1
Staffing services ³	46-3	06/09	106.6	107.4	106.4	0.8	-0.9	0.5	0.7	-0.9
Janitorial services ³	49-1	03/09	107.3	107.2	107.5	2.0	0.3	0.0	0.0	0.3
Commercial and industrial machinery and equipment repair and maintenance ³	55-1	03/09	116.3	116.6	116.6	2.1	0.0	0.0	1.0	0.0
Aircraft repair and maintenance.....	55-4	04/09	110.4	113.5	113.9	3.7	0.4	0.1	2.1	0.4
Machinery and equipment parts and supplies wholesaling ³	57-11-02	03/09	111.9	111.8	111.7	5.3	-0.1	2.3	1.0	-0.1
Building materials, paint, and hardware wholesaling ³	57-3	03/09	89.7	89.9	89.9	1.4	0.0	-0.6	1.7	0.0
Metals, minerals, and ores wholesaling ³	57-4	03/09	134.8	133.5	138.2	-0.4	3.5	-2.6	0.5	3.5
Chemicals and allied products wholesaling ³	57-5	03/09	115.9	113.3	112.9	-2.5	-0.4	-0.1	1.4	-0.4
Paper and plastics products wholesaling ³	57-6	03/09	113.9	115.0	116.0	3.6	0.9	0.0	0.1	0.9
Food and alcohol wholesaling ³	57-8	06/09	102.8	103.8	102.6	7.3	-1.2	-1.6	0.4	-1.2
Metal treatment services ³	59-1	12/84	180.4	180.8	181.2	1.5	0.2	0.1	0.1	0.2
Stage 3 intermediate demand.....		11/09	117.0	111.3	110.1	-5.0	-1.1	-1.9	-2.4	-1.4
Stage 3 intermediate demand goods.....		04/10	116.2	105.8	103.7	-9.6	-2.0	-3.2	-4.2	-2.7
Corn.....	01-22-02		131.0	149.5	152.9	-12.5	2.3	6.7	-4.3	1.1
Slaughter cattle ³	01-31		245.6	246.6	243.6	15.1	-1.2	-2.9	0.2	-1.2
Slaughter hogs.....	01-32		129.2	74.0	60.8	-43.2	-17.8	-33.0	-18.7	-21.9
Slaughter poultry.....	01-4		285.6	265.4	231.3	-1.7	-12.8	-8.6	5.5	-14.7
Raw milk.....	01-6		186.1	140.4	122.8	-34.0	-12.5	-8.1	-6.1	-12.5
Bituminous coal and lignite.....	05-12		195.8	200.3	198.2	-1.1	-1.0	-0.5	0.1	-0.2
Natural gas ³	05-31		160.4	127.7	113.4	-51.8	-11.2	19.7	-28.9	-11.2
Commercial electric power.....	05-42		196.4	191.1	191.5	2.9	0.2	0.5	0.1	0.2
Industrial electric power.....	05-43		217.0	221.8	221.0	3.1	-0.4	0.9	4.1	-0.3
Commercial natural gas ³	05-52	12/90	191.4	192.2	189.6	-6.2	-1.4	2.8	-3.1	-1.4
Natural gas to electric utilities.....	05-54	12/90	175.0	169.0	169.8	-9.4	0.5	4.6	-3.4	-0.2
Gasoline.....	05-71		257.0	150.8	158.8	-42.7	5.3	-13.5	-24.0	1.5
No. 2 diesel fuel.....	05-73-03		283.4	183.9	189.9	-41.0	3.3	-15.4	-19.2	-1.5
Lubricating oil base stocks ³	05-78	06/09	149.5	93.7	98.7	-45.7	5.3	-17.0	-19.1	5.3
Basic inorganic chemicals ³	06-13		272.7	279.1	277.1	2.3	-0.7	0.5	3.6	-0.7
Basic organic chemicals ³	06-14		287.8	240.7	235.6	-22.8	-2.1	-5.3	-11.5	-2.1
Paints and allied products ³	06-2		276.1	272.4	279.5	1.2	2.6	1.4	-1.7	2.6
Plastic resins and materials ³	06-6		263.0	246.8	240.8	-5.1	-2.4	-1.0	-4.7	-2.4
Synthetic rubber ³	07-11-02		222.0	208.0	195.3	-14.4	-6.1	-1.9	-1.9	-6.1
Unsupported plastic film, sheet, and other shapes ³	07-22		220.0	217.7	216.4	-1.0	-0.6	0.0	-0.9	-0.6
Paper.....	09-13		193.1	192.9	192.6	0.4	-0.2	0.2	0.5	-0.1
Paperboard ³	09-14		247.3	247.4	247.3	-0.9	0.0	0.0	0.2	0.0
Converted paper and paperboard products ³	09-15		227.9	228.8	228.6	0.5	-0.1	-0.1	-0.3	-0.1
Commercial printing ³	09-47	06/82	169.8	170.0	170.0	0.2	0.0	-0.1	0.1	0.0
Foundry and forge shop products ³	10-15		210.6	211.2	210.1	0.1	-0.5	0.2	0.1	-0.5
Steel mill products ³	10-17		201.6	195.5	191.9	-3.6	-1.8	-1.3	-1.2	-1.8
Nonferrous metal ores ³	10-21	12/83	307.4	296.9	286.3	-8.2	-3.6	-0.5	-1.3	-3.6
Nonferrous mill shapes ³	10-25		203.9	200.1	197.5	-0.8	-1.3	0.6	-2.5	-1.3
Nonferrous foundry shop products ³	10-28		211.2	211.0	210.4	-0.2	-0.3	-0.3	0.1	-0.3
Metal containers ³	10-3		151.5	152.1	151.9	1.4	-0.1	0.0	0.4	-0.1
Structural, architectural, and pre-engineered metal products ³	10-74		210.7	210.5	210.9	0.1	0.2	0.1	0.4	0.2
Bolts, nuts, screws, rivets, and washers ³	10-81		187.6	188.7	188.9	0.0	0.1	0.4	0.2	0.1
Other miscellaneous metal products ³	10-89		161.0	160.7	160.9	0.4	0.1	0.2	0.0	0.1
General purpose machinery and equipment ³	11-4		223.7	224.7	225.5	1.7	0.4	0.3	0.3	0.4
Electrical machinery and equipment ³	11-7		113.8	114.1	113.9	0.1	-0.2	0.1	0.3	-0.2
Construction sand, gravel, and crushed stone.....	13-21		290.8	294.0	294.4	2.6	0.1	0.2	0.3	0.0
Cement ³	13-22		211.5	219.5	219.6	9.4	0.0	-0.2	3.6	0.0
Motor vehicle parts ³	14-12		125.9	125.8	126.1	0.3	0.2	-0.1	0.1	0.2
Stage 3 intermediate demand services.....		04/10	108.0	108.2	108.3	0.8	0.1	-0.2	-0.1	0.1
Rail transportation of freight and mail.....	30-11	12/08	121.0	120.1	118.4	-1.8	-1.4	-0.1	-0.7	-1.4
Courier, messenger, and U.S. postal services.....	30-16	06/09	128.9	131.8	131.4	1.7	-0.3	0.2	0.0	-1.1
Airline passenger services.....	30-22	12/08	115.2	115.5	112.3	-0.4	-2.8	0.0	-1.0	-2.8
Arrangement of freight and cargo ³	31-31	12/08	106.5	106.3	104.5	-1.5	-1.7	0.1	0.0	-1.7
Freight forwarding ³	31-32-01	12/08	99.2	98.4	98.3	0.4	-0.1	-0.8	0.0	-0.1
Warehousing, storage, and related services ³	32-1	12/08	97.6	98.1	97.9	0.7	-0.2	0.0	0.5	-0.2
Advertising space sales in periodicals, newspapers, directories, and mailing lists.....	36-1	06/09	105.5	105.7	106.0	0.8	0.3	0.2	-0.8	0.3
Cable network advertising time sales.....	36-21-02	12/08	118.4	114.4	115.6	1.1	1.0	1.6	-3.5	-0.4
Data processing and related services ³	38-1	06/09	100.7	100.7	100.7	-0.1	0.0	0.0	0.0	0.0
Business loans (partial) ³	39-11	04/09	190.8	194.4	194.4	-8.4	0.0	-5.6	3.5	0.0
Deposit services (partial) ³	39-2	04/09	62.3	61.8	61.0	4.3	-1.3	-1.3	1.1	-1.3
Securities brokerage, dealing, investment advice, and related services ³	40-11	06/09	102.9	101.4	102.7	1.1	1.3	5.0	-4.5	1.3

See footnotes at end of table.

Table 6. Producer price indexes and percent changes for selected commodity groupings of intermediate demand by production flow category¹ — Continued
 [1982=100, unless otherwise indicated]

Grouping	Commodity code	Other index base	Unadjusted index			Unadjusted percent change to Feb. 2015 from:		Seasonally adjusted percent change from:		
			Oct. 2014 ²	Jan. 2015 ²	Feb. 2015 ²	Feb. 2014	Jan. 2015	Nov. to Dec.	Jan. to Feb.	Jan. to Feb.
Insurance.....	41-11	06/09	111.2	111.2	111.3	0.5	0.1	0.0	-0.1	0.1
Commissions from sales of insurance ³	42-1	06/09	102.6	102.8	102.9	0.8	0.1	0.0	0.2	0.1
Nonresidential real estate rents.....	43-11	06/09	106.8	106.2	106.3	2.3	0.1	-0.3	0.1	0.2
Legal services.....	45-1	03/09	117.1	118.3	119.9	3.1	1.4	0.3	-0.6	1.4
Accounting services (partial).....	45-2	06/09	103.8	104.3	105.3	3.9	1.0	0.1	0.1	1.3
Management, scientific, and technical consulting ³	45-4	06/09	104.8	104.0	105.8	2.0	1.7	-0.7	-1.0	1.7
Advertising agency services ³	45-51	12/08	106.6	105.0	107.2	2.4	2.1	0.0	0.1	2.1
Permanent placement services ³	46-1	03/09	111.2	111.7	113.0	5.1	1.2	0.4	-0.2	1.2
Staffing services ³	46-3	06/09	106.6	107.4	106.4	0.8	-0.9	0.5	0.7	-0.9
Security guard services ³	48-1	03/09	104.1	104.6	105.2	2.4	0.6	-0.3	0.3	0.6
Janitorial services ³	49-1	03/09	107.3	107.2	107.5	2.0	0.3	0.0	0.0	0.3
Metal treatment services ³	59-1	12/84	180.4	180.8	181.2	1.5	0.2	0.1	0.1	0.2
Stage 2 intermediate demand.....		11/09	108.5	100.0	99.9	-14.2	-0.1	-2.0	-5.0	-0.2
Stage 2 intermediate demand goods.....		04/10	103.0	87.8	87.4	-25.6	-0.5	-3.4	-9.8	-0.6
Corn.....	01-22-02		131.0	149.5	152.9	-12.5	2.3	6.7	-4.3	1.1
Alfalfa hay.....	01-81		357.9	364.3	341.3	-1.6	-6.3	-1.3	11.1	-7.3
Prepared animal feeds.....	02-9		202.3	205.4	200.7	-10.4	-2.3	1.2	-3.6	-2.8
Natural gas ³	05-31		160.4	127.7	113.4	-51.8	-11.2	19.7	-28.9	-11.2
Liquefied petroleum gas ³	05-32		229.4	142.2	153.0	-52.3	7.6	-26.8	-11.0	7.6
Crude petroleum ³	05-61		225.7	118.0	132.5	-53.4	12.3	-20.5	-30.6	12.3
No. 2 diesel fuel.....	05-73-03		283.4	183.9	189.9	-41.0	3.3	-15.4	-19.2	-1.5
Industrial chemicals ³	06-1		284.6	246.4	241.8	-19.0	-1.9	-4.4	-9.1	-1.9
Plastic resins and materials ³	06-6		263.0	246.8	240.8	-5.1	-2.4	-1.0	-4.7	-2.4
Logs, bolts, timber, pulpwood, and wood chips ³	08-5		243.4	247.3	247.0	2.2	-0.1	-0.2	2.2	-0.1
Paper.....	09-13		193.1	192.9	192.6	0.4	-0.2	0.2	0.5	-0.1
Paperboard, excluding corrugated paperboard ³	09-14-11	12/82	262.6	262.7	262.6	-1.0	0.0	0.0	0.2	0.0
Iron and steel scrap ³	10-12		518.2	475.0	383.5	-33.8	-19.3	-1.3	0.3	-19.3
Steel mill products ³	10-17		201.6	195.5	191.9	-3.6	-1.8	-1.3	-1.2	-1.8
Nonferrous metal ores ³	10-21	12/83	307.4	296.9	286.3	-8.2	-3.6	-0.5	-1.3	-3.6
Nonferrous mill shapes ³	10-25		203.9	200.1	197.5	-0.8	-1.3	0.6	-2.5	-1.3
Electrical machinery and equipment ³	11-7		113.8	114.1	113.9	0.1	-0.2	0.1	0.3	-0.2
Electronic components and accessories ³	11-78		68.6	68.6	68.6	0.0	0.0	0.0	0.1	0.0
Stage 2 intermediate demand services.....		04/10	107.7	107.0	107.2	0.6	0.2	-0.4	-0.5	0.2
Truck transportation of freight.....	30-12	06/09	115.4	114.3	112.9	-1.1	-1.2	-0.2	-0.7	-1.3
Pipeline transportation of petroleum products ³	30-15-01	12/08	146.6	148.0	148.0	5.6	0.0	0.8	0.4	0.0
U.S. Postal Service ³	30-16-01	06/89	213.9	213.9	213.9	-0.1	0.0	0.0	0.0	0.0
Television advertising time sales.....	36-21	06/09	116.1	107.2	106.1	-3.5	-1.0	-2.7	-3.4	-1.1
Radio advertising time sales ³	36-3	03/09	102.3	93.6	95.1	-5.0	1.6	3.5	-10.2	1.6
Business wired telecommunication services ³	37-12	06/09	95.8	95.9	95.9	0.0	0.0	-0.1	0.3	0.0
Wireless telecommunication services.....	37-2	06/09	86.4	83.9	79.8	-10.0	-4.9	-0.3	-2.0	-5.0
Bundled wired telecommunications access services ³	37-5	12/11	101.1	102.1	102.0	1.4	-0.1	-1.2	0.9	-0.1
Loan services (partial) ³	39-1	06/09	130.5	132.8	132.0	-6.5	-0.6	-3.6	2.6	-0.6
Deposit services (partial) ³	39-2	04/09	62.3	61.8	61.0	4.3	-1.3	-1.3	1.1	-1.3
Securities brokerage, dealing, investment advice, and related services ³	40-11	06/09	102.9	101.4	102.7	1.1	1.3	5.0	-4.5	1.3
Portfolio management ³	40-2	12/08	176.0	180.4	181.3	7.7	0.5	1.5	-0.6	0.5
Insurance.....	41-11	06/09	111.2	111.2	111.3	0.5	0.1	0.0	-0.1	0.1
Nonresidential real estate services ³	43-1	06/09	106.4	106.3	106.4	2.3	0.1	-0.5	0.3	0.1
Legal services.....	45-1	03/09	117.1	118.3	119.9	3.1	1.4	0.3	-0.6	1.4
Accounting services (partial).....	45-2	06/09	103.8	104.3	105.3	3.9	1.0	0.1	0.1	1.3
Architectural and engineering services.....	45-3	06/09	106.7	107.0	107.4	2.3	0.4	-0.1	0.7	0.4
Management, scientific, and technical consulting ³	45-4	06/09	104.8	104.0	105.8	2.0	1.7	-0.7	-1.0	1.7
Staffing services ³	46-3	06/09	106.6	107.4	106.4	0.8	-0.9	0.5	0.7	-0.9
Traveler accommodation services.....	53-1	06/09	113.5	105.7	109.6	4.3	3.7	-0.7	0.8	0.5
Commercial and industrial machinery and equipment repair and maintenance ³	55-1	03/09	116.3	116.6	116.6	2.1	0.0	0.0	1.0	0.0
Machinery and equipment parts and supplies wholesaling ³	57-11-02	03/09	111.9	111.8	111.7	5.3	-0.1	2.3	1.0	-0.1
Building materials, paint, and hardware wholesaling ³	57-3	03/09	89.7	89.9	89.9	1.4	0.0	-0.6	1.7	0.0
Metals, minerals, and ores wholesaling ³	57-4	03/09	134.8	133.5	138.2	-0.4	3.5	-2.6	0.5	3.5
Chemicals and allied products wholesaling ³	57-5	03/09	115.9	113.3	112.9	-2.5	-0.4	-0.1	1.4	-0.4
Paper and plastics products wholesaling ³	57-6	03/09	113.9	115.0	116.0	3.6	0.9	0.0	0.1	0.9
Food and alcohol wholesaling ³	57-8	06/09	102.8	103.8	102.6	7.3	-1.2	-1.6	0.4	-1.2
Stage 1 intermediate demand.....		11/09	115.5	108.8	107.7	-7.5	-1.0	-1.5	-3.3	-1.4
Stage 1 intermediate demand goods.....		04/10	104.7	94.1	92.5	-14.1	-1.7	-3.1	-5.7	-2.2
Bituminous coal and lignite.....	05-12		195.8	200.3	198.2	-1.1	-1.0	-0.5	0.1	-0.2
Commercial electric power.....	05-42		196.4	191.1	191.5	2.9	0.2	0.5	0.1	0.2
Industrial electric power.....	05-43		217.0	221.8	221.0	3.1	-0.4	0.9	4.1	-0.3
Industrial natural gas.....	05-53	12/90	176.0	181.7	175.4	-11.0	-3.5	0.7	-2.9	-4.0

See footnotes at end of table.

Table 6. Producer price indexes and percent changes for selected commodity groupings of intermediate demand by production flow category¹ — Continued
 [1982=100, unless otherwise indicated]

Grouping	Commodity code	Other index base	Unadjusted index			Unadjusted percent change to Feb. 2015 from:		Seasonally adjusted percent change from:		
			Oct. 2014 ²	Jan. 2015 ²	Feb. 2015 ²	Feb. 2014	Jan. 2015	Nov. to Dec.	Dec. to Jan.	Jan. to Feb.
Gasoline.....	05-71		257.0	150.8	158.8	-42.7	5.3	-13.5	-24.0	1.5
No. 2 diesel fuel.....	05-73-03		283.4	183.9	189.9	-41.0	3.3	-15.4	-19.2	-1.5
Lubricating oil base stocks ³	05-78	06/09	149.5	93.7	98.7	-45.7	5.3	-17.0	-19.1	5.3
Industrial chemicals ³	06-1		284.6	246.4	241.8	-19.0	-1.9	-4.4	-9.1	-1.9
Plastic construction products ³	07-21		212.6	210.2	212.3	1.1	1.0	-1.0	-0.1	1.0
Wastepaper.....	09-12		327.7	316.6	306.1	-15.9	-3.3	-0.4	-3.1	-7.4
Commercial printing ³	09-47	06/82	169.8	170.0	170.0	0.2	0.0	-0.1	0.1	0.0
Iron and steel scrap ³	10-12		518.2	475.0	383.5	-33.8	-19.3	-1.3	0.3	-19.3
Steel mill products ³	10-17		201.6	195.5	191.9	-3.6	-1.8	-1.3	-1.2	-1.8
Primary nonferrous metals ³	10-22		189.8	184.3	183.1	-3.5	-0.7	-0.4	-3.3	-0.7
Nonferrous scrap.....	10-23		381.6	374.7	358.6	-4.0	-4.3	-0.9	-1.6	-5.0
Nonferrous wire and cable ³	10-26		254.0	241.6	243.5	-4.4	0.8	-1.6	-3.3	0.8
Fabricated structural metal products.....	10-7		215.8	216.2	216.5	1.0	0.1	0.1	0.0	0.0
General purpose machinery and equipment ³	11-4		223.7	224.7	225.5	1.7	0.4	0.3	0.3	0.4
Construction sand, gravel, and crushed stone.....	13-21		290.8	294.0	294.4	2.6	0.1	0.2	0.3	0.0
Stage 1 intermediate demand services.....		04/10	112.3	112.7	112.6	2.1	-0.1	0.8	0.0	-0.3
Rail transportation of freight and mail.....	30-11	12/08	121.0	120.1	118.4	-1.8	-1.4	-0.1	-0.7	-1.4
Truck transportation of freight.....	30-12	06/09	115.4	114.3	112.9	-1.1	-1.2	-0.2	-0.7	-1.3
Courier, messenger, and U.S. postal services.....	30-16	06/09	128.9	131.8	131.4	1.7	-0.3	0.2	0.0	-1.1
Book, periodical, and newspaper publishing sales and subscriptions ³	33-1	06/09	111.5	112.5	112.5	2.7	0.0	0.0	0.2	0.0
Advertising space sales in periodicals, newspapers, directories, and mailing lists.....	36-1	06/09	105.5	105.7	106.0	0.8	0.3	0.2	-0.8	0.3
Business wired telecommunication services ³	37-12	06/09	95.8	95.9	95.9	0.0	0.0	-0.1	0.3	0.0
Wireless telecommunication services.....	37-2	06/09	86.4	83.9	79.8	-10.0	-4.9	-0.3	-2.0	-5.0
Data processing and related services ³	38-1	06/09	100.7	100.7	100.7	-0.1	0.0	0.0	0.0	0.0
Securities brokerage, dealing, investment advice, and related services ³	40-11	06/09	102.9	101.4	102.7	1.1	1.3	5.0	-4.5	1.3
Portfolio management ³	40-2	12/08	176.0	180.4	181.3	7.7	0.5	1.5	-0.6	0.5
Investment banking ³	40-3	12/08	142.2	143.2	144.8	7.1	1.1	0.0	-0.7	1.1
Insurance.....	41-11	06/09	111.2	111.2	111.3	0.5	0.1	0.0	-0.1	0.1
Architectural and engineering services.....	45-3	06/09	106.7	107.0	107.4	2.3	0.4	-0.1	0.7	0.4
Janitorial services ³	49-1	03/09	107.3	107.2	107.5	2.0	0.3	0.0	0.0	0.3
Waste collection.....	50-1	12/08	115.8	115.6	115.7	2.0	0.1	0.0	0.0	0.0
Traveler accommodation services.....	53-11	06/09	113.5	105.7	109.6	4.3	3.7	-0.7	0.8	0.5
Commercial and industrial machinery and equipment repair and maintenance ³	55-1	03/09	116.3	116.6	116.6	2.1	0.0	0.0	1.0	0.0
Machinery and equipment parts and supplies wholesaling ³	57-11-02	03/09	111.9	111.8	111.7	5.3	-0.1	2.3	1.0	-0.1
Building materials, paint, and hardware wholesaling ³	57-3	03/09	89.7	89.9	89.9	1.4	0.0	-0.6	1.7	0.0
Metals, minerals, and ores wholesaling ³	57-4	03/09	134.8	133.5	138.2	-0.4	3.5	-2.6	0.5	3.5
Chemicals and allied products wholesaling ³	57-5	03/09	115.9	113.3	112.9	-2.5	-0.4	-0.1	1.4	-0.4
Paper and plastics products wholesaling ³	57-6	03/09	113.9	115.0	116.0	3.6	0.9	0.0	0.1	0.9
Mining services ³	60-1	06/85	260.7	254.1	256.8	-2.2	1.1	-0.2	-3.2	1.1

¹ Further information about the Final Demand-Intermediate Demand Aggregation system is available online at <https://www.bls.gov/ppi/ffdagggregation.htm>

² The indexes for October 2014 have been recalculated to incorporate late reports and corrections by respondents. All indexes are subject to revision 4 months after original publication.

³ Not seasonally adjusted.

"-" Data not available.

NOTE: The term "(partial)" denotes incomplete coverage of the index category.

Table 7. Producer price indexes for selected final demand and intermediate demand categories, seasonally adjusted

[Nov 2009=100, unless otherwise indicated]

Grouping	Other index base	Index ¹					
		Sept. 2014	Oct. 2014	Nov. 2014	Dec. 2014	Jan. 2015	Feb. 2015
Final demand.....		111.1	111.4	111.1	110.9	110.0	109.5
Final demand goods.....		114.4	113.9	113.1	111.8	109.4	109.0
Final demand foods.....		121.8	122.5	122.7	122.6	121.3	119.4
Final demand energy.....		124.7	121.5	117.0	109.7	98.4	98.4
Final demand goods less foods and energy.....		109.9	109.8	109.8	109.9	109.7	109.6
Final demand services.....		109.1	109.8	109.9	110.2	110.0	109.5
Final demand trade services.....		109.7	111.9	111.7	112.3	112.9	111.2
Final demand transportation and warehousing services.....		118.4	117.9	118.2	118.0	117.1	115.4
Final demand services less trade, transportation, and warehousing.....		107.9	107.9	108.1	108.2	107.8	108.1
Intermediate demand by commodity type							
Processed goods for intermediate demand.....	00/82	203.0	201.0	199.4	196.2	190.8	189.7
Materials and components for manufacturing.....	00/82	189.9	188.4	187.5	185.0	180.8	179.5
Materials and components for construction.....	00/82	228.6	228.9	229.1	228.8	229.0	228.9
Processed fuels and lubricants for intermediate demand.....	00/82	208.6	203.9	196.8	186.7	171.1	169.9
Containers for intermediate demand.....	00/82	219.5	218.7	220.7	220.8	220.5	220.2
Supplies for intermediate demand.....	00/82	195.3	194.1	194.3	194.3	193.2	192.5
Unprocessed goods for intermediate demand.....	00/82	245.9	237.7	234.6	223.8	202.7	194.8
Unprocessed foodstuffs and feedstuffs.....	00/82	210.0	209.9	213.9	201.7	198.0	184.8
Unprocessed nonfood materials except fuel.....	00/82	311.3	288.9	279.7	253.9	221.2	222.3
Unprocessed fuel.....	00/82	170.3	169.5	161.7	180.9	146.0	136.3
Services for intermediate demand.....		109.1	109.5	109.5	109.6	109.4	109.5
Trade services for intermediate demand.....		110.8	112.4	111.2	111.4	112.2	112.3
Transportation and warehousing services for intermediate demand.....		120.1	119.9	120.0	120.0	119.7	118.8
Services less trade, transportation, and warehousing for intermediate demand.....		106.5	106.8	107.2	107.2	106.8	107.0
Intermediate demand by production flow							
Stage 4 intermediate demand.....		111.5	111.5	111.1	110.8	110.0	109.9
Inputs to stage 4 goods producers.....		110.0	110.1	109.7	110.0	109.7	109.4
Inputs to stage 4 services producers.....		111.9	111.8	111.4	111.2	110.6	110.6
Inputs to stage 4 construction producers.....		112.6	112.3	111.9	110.5	108.7	108.7
Stage 3 intermediate demand.....		117.7	117.3	117.0	114.8	112.1	110.5
Inputs to stage 3 goods producers.....		126.6	126.1	125.7	122.3	120.0	116.8
Inputs to stage 3 services producers.....		110.3	110.0	109.8	108.6	105.8	105.5
Inputs to stage 3 construction producers.....		120.5	119.2	116.6	110.5	99.1	98.8
Stage 2 intermediate demand.....		111.2	108.6	107.5	105.4	100.1	99.9
Inputs to stage 2 goods producers.....		113.5	109.4	107.3	104.3	94.5	93.9
Inputs to stage 2 services producers.....		106.4	106.8	107.3	106.7	106.0	106.1
Stage 1 intermediate demand.....		116.8	115.8	114.7	113.0	109.3	107.8
Inputs to stage 1 goods producers.....		120.2	118.1	116.4	112.9	107.6	104.9
Inputs to stage 1 services producers.....		113.9	113.8	113.2	113.4	110.9	110.5
Inputs to stage 1 construction producers.....		114.3	114.2	113.6	111.7	110.3	110.3
Special groupings							
Final demand less foods and energy.....	04/10	108.2	108.7	108.7	109.0	108.9	108.4
Final demand less foods.....	04/10	108.9	109.1	108.9	108.6	107.8	107.4
Final demand less energy.....	04/10	108.8	109.2	109.3	109.5	109.3	108.8
Total finished ²	01/10	109.9	110.3	110.1	110.0	109.2	108.8
Total exports.....	04/10	109.3	108.9	108.8	108.4	107.2	106.3
Total Government purchases.....	04/10	109.1	109.0	108.5	107.6	105.8	105.4
Total private capital investment (goods, services, and construction).....	04/10	107.0	107.4	107.7	107.7	107.8	107.5
Finished goods ²	00/82	201.4	200.9	199.2	197.0	192.8	192.6
Processed materials less foods and feeds.....	00/82	202.2	200.4	198.6	195.2	189.8	188.9
Processed foods and feeds.....	00/82	213.5	209.9	210.3	209.6	204.3	200.5
Processed energy goods.....	00/82	212.0	206.1	198.6	187.4	171.8	170.7
Processed materials less foods and energy.....	00/82	196.3	195.7	195.4	194.3	191.8	191.0
Unprocessed materials less agricultural products.....	00/82	265.1	250.2	240.6	231.4	195.6	191.8
Unprocessed energy materials.....	00/82	224.7	208.9	198.9	188.8	144.3	145.6
Unprocessed nonfood materials less energy.....	00/82	345.8	337.1	331.7	330.5	328.1	310.9
Total goods inputs to stage 4 intermediate demand.....	04/10	110.8	110.3	109.7	108.7	107.3	106.9
Total services inputs to stage 4 intermediate demand.....	04/10	108.4	108.8	108.6	109.0	109.0	109.2
Total goods inputs to stage 3 intermediate demand.....	04/10	117.4	116.5	115.7	112.0	107.3	104.4
Total services inputs to stage 3 intermediate demand.....	04/10	107.9	108.1	108.4	108.2	108.1	108.2
Total goods inputs to stage 2 intermediate demand.....	04/10	108.2	103.3	101.1	97.7	88.1	87.6
Total services inputs to stage 2 intermediate demand.....	04/10	106.9	107.5	107.8	107.4	106.9	107.1
Total goods inputs to stage 1 intermediate demand.....	04/10	107.2	105.3	103.7	100.5	94.8	92.7
Total services inputs to stage 1 intermediate demand.....	04/10	111.8	112.3	112.0	112.9	112.9	112.6

¹ All seasonally adjusted indexes are subject to change up to 5 years after original publication due to the recalculation of seasonal factors each January. The indexes for October 2014 have been recalculated to incorporate late reports and corrections by respondents.

² PPI defines Total finished as including only the personal consumption and private capital investment portions of final demand.

Table 8. Producer price indexes for selected commodity groupings, not seasonally adjusted
[1982=100, unless otherwise indicated]

Grouping	Commodity code	Other index base	Index			Percent change to Feb. 2015 from:	
			Oct. 2014 ¹	Jan. 2015 ¹	Feb. 2015 ¹	Feb. 2014	Jan. 2015
Goods							
All commodities.....			203.4	192.1	191.1	-7.1	-0.5
Farm products, processed foods and feeds.....			209.4	202.6	198.0	-2.8	-2.3
Farm products.....	01		191.5	182.9	173.9	-9.2	-4.9
Processed foods and feeds.....	02		218.6	212.7	210.0	0.0	-1.3
Industrial commodities.....			201.9	189.8	189.5	-7.9	-0.2
Textile products and apparel.....	03		145.4	144.5	144.3	-0.8	-0.1
Hides, skins, leather, and related products.....	04		232.5	227.9	224.7	1.7	-1.4
Fuels and related products and power.....	05		199.7	158.9	160.1	-26.0	0.8
Chemicals and allied products.....	06		281.2	268.0	266.5	-5.6	-0.6
Rubber and plastic products.....	07		190.5	189.4	188.8	-0.6	-0.3
Lumber and wood products.....	08		225.6	225.4	224.6	1.1	-0.4
Pulp, paper, and allied products.....	09		249.9	250.3	250.3	0.0	0.0
Metals and metal products.....	10		214.8	211.2	207.1	-3.7	-1.9
Machinery and equipment.....	11		136.5	136.9	136.9	0.7	0.0
Furniture and household durables.....	12		164.0	163.8	164.1	1.1	0.2
Nonmetallic mineral products.....	13		225.6	228.0	227.8	2.9	-0.1
Transportation equipment.....	14		175.6	175.7	175.8	0.7	0.1
Miscellaneous products.....	15		243.3	245.6	246.1	1.4	0.2
Industrial commodities less fuels.....			198.2	196.1	195.3	-1.2	-0.4
Other commodity groupings							
Petroleum products, refined.....	057		260.2	163.3	168.5	-41.3	3.2
Industrial chemicals.....	061		284.6	246.4	241.8	-19.0	-1.9
Rubber and rubber products.....	071		178.9	176.3	174.2	-4.0	-1.2
Lumber.....	081		214.0	209.5	207.4	-3.4	-1.0
Iron and steel.....	101		230.5	222.1	210.0	-10.6	-5.4
Nonferrous metals.....	102		241.4	235.4	231.4	-3.3	-1.7
General purpose machinery and equipment.....	114		223.7	224.7	225.5	1.7	0.4
Electrical machinery and equipment.....	117		113.8	114.1	113.9	0.1	-0.2
Electronic components and accessories.....	1178		68.6	68.6	68.6	0.0	0.0
Aircraft and aircraft equipment.....	142		263.6	265.3	265.9	1.6	0.2
Services and construction							
Transportation services.....	30	06/09	122.7	122.7	121.3	-0.2	-1.1
Services related to transportation activities.....	31	06/09	110.7	110.1	109.2	-0.2	-0.8
Warehousing, storage, and related activities.....	32	12/08	97.6	98.1	97.9	0.7	-0.2
Publishing sales, excluding software.....	33	06/09	110.1	110.9	110.9	1.7	0.0
Software publishing.....	34	06/09	90.4	89.7	90.7	-0.5	1.1
Network compensation from broadcast and cable television and radio.....	35	06/09	115.1	117.7	117.7	6.8	0.0
Advertising space and time sales.....	36	06/09	106.1	102.4	102.5	-1.7	0.1
Telecommunication, cable, and internet user services.....	37	06/09	101.5	101.3	100.1	-1.7	-1.2
Data processing and related services.....	38	06/09	100.7	100.7	100.7	-0.1	0.0
Credit intermediation services (partial).....	39	06/09	86.9	87.7	86.8	-3.6	-1.0
Investment services.....	40	06/09	127.0	127.2	128.5	4.0	1.0
Insurance and annuities.....	41	06/09	110.7	110.5	110.7	0.5	0.2
Commissions and fees from sales and administration of insurance policies (partial).....	42	06/09	102.6	102.8	102.9	0.8	0.1
Real estate services (partial).....	43	06/09	108.8	109.2	109.3	2.5	0.1
Rental and leasing of goods (partial).....	44	06/09	97.9	99.4	97.4	-2.5	-2.0
Professional services (partial).....	45	06/09	110.0	110.4	111.6	2.8	1.1
Employment services.....	46	06/09	106.9	107.6	106.8	1.0	-0.7
Travel arrangement services.....	47	06/09	104.5	101.7	102.2	1.2	0.5
Selected security services (partial).....	48	03/09	104.1	104.6	105.2	2.4	0.6
Cleaning and building maintenance services (partial).....	49	03/09	107.3	107.2	107.5	2.0	0.3
Waste collection and remediation services (partial).....	50	12/08	115.8	115.6	115.7	2.0	0.1
Health care services.....	51	06/09	112.4	112.3	112.8	0.9	0.4
Education services (partial).....	52	12/08	102.4	103.3	103.3	1.7	0.0
Accommodation services.....	53	06/09	113.5	105.7	109.6	4.3	3.7
Food and beverages for immediate consumption services (partial).....	54	06/09	112.0	113.1	112.9	2.6	-0.2
Repair and maintenance services (partial).....	55	06/09	117.6	118.2	118.3	2.2	0.1
Entertainment services (partial).....	56	06/09	108.9	109.3	108.7	2.0	-0.5
Wholesale trade services.....	57	06/09	110.6	111.1	110.4	2.0	-0.6
Retail trade services.....	58	06/09	115.0	113.3	112.3	2.5	-0.9
Metal treatment services.....	59	12/84	180.4	180.8	181.2	1.5	0.2
Mining services.....	60	06/85	260.7	254.1	256.8	-2.2	1.1
Contract work on textile products, apparel, and leather.....	61	06/10	105.5	105.7	106.6	2.5	0.9
Construction (partial).....	80	06/09	108.2	108.7	108.8	2.0	0.1

¹ The indexes for October 2014 have been recalculated to incorporate late reports and corrections by respondents. All indexes are subject to revision 4 months after original publication.

"-" Data not available.

NOTE: The term "(partial)" denotes incomplete coverage of the index category.

Table 9. Producer price indexes and percent changes for commodity and service groupings and individual items, not seasonally adjusted
 [1982=100 unless otherwise indicated]

Commodity	Commodity code	Other index base	Index			Percent change to Feb. 2015 from:	
			Oct. 2014 ¹	Jan. 2015 ¹	Feb. 2015 ¹	Feb. 2014	Jan. 2015
Goods							
All commodities.....			203.4	192.1	191.1	-7.1	-0.5
Industrial commodities.....			201.9	189.8	189.5	-7.9	-0.2
Farm products, processed foods and feeds.....			209.4	202.6	198.0	-2.8	-2.3
Farm products.....	01		191.5	182.9	173.9	-9.2	-4.9
Fruits & melons, fresh/dry vegs. & nuts.....	011		180.8	198.5	179.1	1.4	-9.8
Fresh fruits and melons.....	0111		126.3	126.8	122.7	-0.6	-3.2
Citrus fruits.....	0111-01		258.1	169.5	174.8	-10.7	3.1
Grapefruits.....	0111-0101		504.2	239.0	233.3	-16.0	-2.4
Lemons.....	0111-0104		391.2	346.7	320.0	-14.5	-7.7
Valencia oranges.....	0111-0105		159.3	-	124.5	5.6	-
Navel oranges.....	0111-0106		230.1	138.9	131.4	-28.5	-5.4
Tangerines.....	0111-0108	12/91	172.3	202.5	189.6	2.8	-6.4
Tangelos.....	0111-0109	12/91	-	311.3	218.5	-37.3	-29.8
Other fruits and berries.....	0111-02		110.2	117.4	118.4	-1.8	0.9
Pineapples.....	0111-0207	12/91	-	-	184.8	9.0	-
Granny Smith apples.....	0111-0208	12/91	120.2	-	-	-	-
Rome apples.....	0111-0209	12/91	-	155.8	153.9	-0.1	-1.2
Golden delicious apples.....	0111-0211	12/91	144.9	137.4	133.9	-0.2	-2.5
Red delicious apples.....	0111-0215		192.5	176.6	172.1	-3.1	-2.5
McIntosh apples.....	0111-0216		169.6	162.8	162.8	-3.6	0.0
Pears.....	0111-0221		120.1	116.6	116.6	6.8	0.0
Strawberries.....	0111-0222		130.5	129.6	139.1	-31.4	7.3
Raspberries.....	0111-0224	12/91	29.1	38.2	38.2	-15.9	0.0
Blackberries.....	0111-0225	12/91	50.7	-	-	-	-
Grapes.....	0111-0228		118.2	123.4	123.4	5.4	0.0
Table grapes.....	0111-02281	12/11	101.0	-	-	-	-
Wine grapes.....	0111-02283	12/11	100.0	100.0	100.0	0.0	0.0
Melons.....	0111-03	12/91	146.5	251.6	151.1	71.9	-39.9
Cantaloupes.....	0111-0301		268.4	375.3	225.4	69.2	-39.9
Honeydews.....	0111-0302	12/91	168.9	-	-	-	-
Watermelons.....	0111-0303	12/91	176.6	-	-	-	-
Fresh and dry vegetables.....	0113		194.8	222.0	184.1	-3.0	-17.1
Dry vegetables.....	0113-01		168.5	175.2	172.3	-12.9	-1.7
Dry pea beans.....	0113-0101		168.9	171.6	155.4	-34.1	-9.4
Dry pinto beans.....	0113-0102	12/91	270.0	264.2	262.2	-30.8	-0.8
Dry peas.....	0113-0105	12/91	238.4	253.4	247.5	-5.2	-2.3
Dry lentils.....	0113-0106	12/91	225.5	270.6	285.6	102.7	5.5
Dry kidney beans.....	0113-0107	12/11	-	102.5	102.5	-2.7	0.0
Dry small red beans.....	0113-0108	12/11	78.1	78.1	79.0	-6.3	1.2
Dry garbanzo beans.....	0113-0109	12/11	65.2	65.2	59.8	-5.1	-8.3
Fresh vegetables, except potatoes.....	0113-02		219.6	253.2	197.1	2.0	-22.2
Cabbage.....	0113-0211		250.4	278.1	242.4	-11.6	-12.8
Carrots.....	0113-0212		181.9	214.4	208.7	1.5	-2.7
Celery.....	0113-0213		191.5	255.8	208.5	31.4	-18.5
Sweet corn.....	0113-0214		133.8	234.4	204.0	-6.6	-13.0
Lettuce.....	0113-0215		356.3	520.6	420.9	69.6	-19.2
Dry onions.....	0113-0216		125.0	102.1	104.0	-50.5	1.9
Tomatoes.....	0113-0217		315.3	173.5	173.3	1.2	-0.1
Snap beans.....	0113-0218		310.6	229.1	250.9	-40.3	9.5
Green peas.....	0113-0219	12/91	119.7	-	-	-	-
Broccoli.....	0113-0222	12/91	149.4	379.3	115.4	6.8	-69.6
Cauliflower.....	0113-0223	12/91	67.4	123.0	39.7	-50.3	-67.7
Spinach.....	0113-0224	12/91	388.3	740.8	326.4	-30.7	-55.9
Greens.....	0113-0225	12/91	214.9	209.9	218.5	-1.4	4.1
Endive.....	0113-0226	12/91	561.0	732.7	614.2	-4.8	-16.2
Green peppers.....	0113-0228	12/91	432.7	260.9	183.7	-44.6	-29.6
Eggplant.....	0113-0229	12/91	216.6	277.4	277.1	75.2	-0.1
Squash.....	0113-0231	12/91	271.8	209.3	183.8	25.4	-12.2
Beets.....	0113-0232	12/91	180.6	141.2	144.7	-17.6	2.5
Cucumbers.....	0113-0234	12/91	271.3	300.3	308.6	12.1	2.8
Artichokes.....	0113-0235	12/11	90.9	153.5	119.1	45.2	-22.4
Pumpkins.....	0113-0236	12/11	87.3	-	-	-	-
Sweet potatoes.....	0113-03		167.3	146.2	142.8	10.6	-2.3
Sweet potatoes.....	0113-0301	12/91	108.2	94.5	92.3	10.5	-2.3
Potatoes.....	0113-06	12/11	75.1	86.6	85.0	-15.3	-1.8

See footnotes at end of table.

Table 9. Producer price indexes and percent changes for commodity and service groupings and individual items, not seasonally adjusted — Continued
 [1982=100 unless otherwise indicated]

Commodity	Commodity code	Other index base	Index			Percent change to Feb. 2015 from:	
			Oct. 2014 ¹	Jan. 2015 ¹	Feb. 2015 ¹	Feb. 2014	Jan. 2015
Long white potatoes.....	0113-0601	12/91	205.4	194.0	—	—	—
Round white potatoes.....	0113-0602	12/91	252.3	219.6	255.1	-13.7	16.2
Russet potatoes.....	0113-0603	12/91	111.6	131.2	127.7	-15.3	-2.7
Round red potatoes.....	0113-0604	12/91	133.7	157.7	156.8	-2.4	-0.6
Tree nuts.....	0119		1,365.9	1,602.3	1,602.3	19.6	0.0
Tree nuts.....	0119-01		1,365.9	1,602.3	1,602.3	19.6	0.0
Pecans.....	0119-0101		781.0	781.0	781.0	0.0	0.0
Almonds.....	0119-0102	12/91	345.0	437.3	437.3	26.8	0.0
Filberts.....	0119-0103	12/91	332.6	340.4	340.4	14.5	0.0
Walnuts.....	0119-0104	12/91	365.2	349.8	349.8	2.6	0.0
Grains.....	012		143.7	157.2	159.0	-12.1	1.1
Wheat.....	0121		176.8	171.8	167.2	-12.5	-2.7
Wheat.....	0121-01		176.8	171.8	167.2	-12.5	-2.7
Hard red winter wheat.....	0121-0101		168.8	157.3	151.8	-19.0	-3.5
Hard red spring wheat.....	0121-0102		217.7	196.7	196.2	-9.1	-0.3
Soft white wheat.....	0121-0103		171.4	167.1	—	—	—
Soft red winter wheat.....	0121-0104		137.7	163.4	154.6	-13.0	-5.4
Hard amber durum wheat.....	0121-0105	12/84	263.7	309.5	317.3	58.7	2.5
Other grains.....	0122		134.6	153.6	156.8	-12.3	2.1
Barley.....	0122-01		204.4	212.9	211.1	-3.3	-0.8
Barley.....	0122-0101		204.4	212.9	211.1	-3.3	-0.8
Corn.....	0122-02		131.0	149.5	152.9	-12.5	2.3
Corn.....	0122-0205		131.0	149.5	152.9	-12.5	2.3
Oats.....	0122-03		197.4	185.6	179.0	-20.6	-3.6
Oats.....	0122-0311		197.4	185.6	179.0	-20.6	-3.6
Sorghum.....	0122-05	12/91	131.0	159.3	161.1	-9.7	1.1
Sorghum.....	0122-0501	12/91	131.0	159.3	161.1	-9.7	1.1
Rough rice.....	0123	12/91	110.0	114.4	118.7	-9.1	3.8
Rough rice.....	0123-01	12/91	110.0	114.4	118.7	-9.1	3.8
Rough rice.....	0123-0103	12/04	187.1	194.5	201.9	-9.1	3.8
Slaughter livestock.....	013		218.4	199.1	192.2	2.7	-3.5
Slaughter cattle.....	0131		245.6	246.6	243.6	15.1	-1.2
Slaughter steers and heifers.....	0131-01		244.9	245.8	243.4	14.1	-1.0
Slaughter steers and heifers.....	0131-0199	12/91	232.1	232.9	230.6	14.0	-1.0
Slaughter cows and bulls.....	0131-02		256.5	252.4	247.0	17.9	-2.1
Slaughter cows and bulls.....	0131-0299	12/91	230.7	227.0	222.1	17.9	-2.2
Slaughter vealers.....	0131-03		98.7	104.4	102.2	22.7	-2.1
Slaughter vealers.....	0131-0399	12/91	85.3	90.2	88.2	22.5	-2.2
Slaughter hogs.....	0132		129.2	74.0	60.8	-43.2	-17.8
Slaughter barrows and gilts.....	0132-01		128.3	72.9	60.0	-43.3	-17.7
Slaughter barrows and gilts.....	0132-0199	12/91	193.9	110.2	90.8	-43.3	-17.6
Slaughter sows.....	0132-02		138.3	99.5	75.6	-42.9	-24.0
Slaughter sows.....	0132-0299	12/91	240.1	172.8	131.3	-42.9	-24.0
Slaughter lambs.....	0133		288.1	326.9	326.7	-1.5	-0.1
Slaughter lambs.....	0133-01		288.1	326.9	326.7	-1.5	-0.1
Slaughter lambs.....	0133-0199	12/91	332.3	377.0	376.8	-1.5	-0.1
Slaughter poultry.....	014		285.6	265.4	231.3	-1.7	-12.8
Slaughter chickens.....	0141		302.6	287.2	242.6	-2.1	-15.5
Slaughter chickens.....	0141-02		306.8	291.2	246.0	-2.1	-15.5
Slaughter chickens.....	0141-0299	12/91	295.4	280.4	236.9	-2.1	-15.5
Slaughter turkeys.....	0142		238.1	191.5	192.7	-0.6	0.6
Slaughter turkeys.....	0142-01		238.1	191.5	192.7	-0.6	0.6
Slaughter turkeys.....	0142-0199	12/91	216.7	174.3	175.4	-0.6	0.6
Slaughter ducks.....	0143	12/91	242.2	242.9	242.9	1.0	0.0
Slaughter ducks.....	0143-01	12/91	242.2	242.9	242.9	1.0	0.0
Slaughter ducks.....	0143-0199	12/91	242.2	242.9	242.9	1.0	0.0
Raw cotton.....	015		107.7	102.5	106.6	-19.8	4.0
Raw cotton.....	0151		106.6	101.4	105.5	-19.8	4.0
Raw cotton.....	0151-01		106.6	101.4	105.5	-19.8	4.0
Raw cotton.....	0151-0101		106.6	101.4	105.5	-19.8	4.0
Raw milk.....	016		186.1	140.4	122.8	-34.0	-12.5
Raw milk.....	0161		186.9	140.9	123.2	-34.1	-12.6
Raw milk.....	0161-01		186.9	140.9	123.2	-34.1	-12.6

See footnotes at end of table.

Table 9. Producer price indexes and percent changes for commodity and service groupings and individual items, not seasonally adjusted — Continued
 [1982=100 unless otherwise indicated]

Commodity	Commodity code	Other index base	Index			Percent change to Feb. 2015 from:	
			Oct. 2014 ¹	Jan. 2015 ¹	Feb. 2015 ¹	Feb. 2014	Jan. 2015
Raw milk.....	0161-0102		186.9	140.9	123.2	-34.1	-12.6
Chicken eggs.....	017		206.0	177.2	220.3	8.4	24.3
Chicken eggs.....	0171		206.0	177.2	220.3	8.4	24.3
Eggs for fresh use.....	0171-07	12/91	157.4	164.0	189.2	10.4	15.4
Eggs, jumbo.....	0171-0701	12/84	155.8	184.7	182.1	1.3	-1.4
Eggs, extra large.....	0171-0702	12/84	179.0	189.4	212.3	8.8	12.1
Eggs, large.....	0171-0703		192.5	199.3	230.8	9.7	15.8
Eggs, medium.....	0171-0704	12/84	176.3	180.2	217.8	17.5	20.9
Eggs, small.....	0171-0705	12/84	141.5	162.1	182.1	20.4	12.3
Breaker stock and checks and undergrades.....	0171-08	12/91	227.6	122.3	190.0	3.4	55.4
Breaker stock.....	0171-0801	12/91	222.9	121.3	185.7	4.0	53.1
Checks and undergrades.....	0171-0802	12/91	282.3	136.5	237.8	-0.8	74.2
Hay, hayseeds, and oilseeds.....	018		207.4	213.7	206.8	-21.5	-3.2
Alfalfa hay.....	0181		357.9	364.3	341.3	-1.6	-6.3
Alfalfa hay.....	0181-01		357.9	364.3	341.3	-1.6	-6.3
Alfalfa hay.....	0181-0101		357.9	364.3	341.3	-1.6	-6.3
Oilseeds.....	0183		179.8	186.0	181.6	-25.6	-2.4
Oilseeds.....	0183-01		179.8	186.0	181.6	-25.6	-2.4
Peanuts.....	0183-0111		99.1	95.7	106.5	-8.7	11.3
Cottonseed.....	0183-0121		254.6	335.7	339.5	18.0	1.1
Soybeans.....	0183-0131		164.1	168.5	163.5	-28.0	-3.0
Flaxseed.....	0183-0151	12/91	231.1	243.7	243.7	-12.1	0.0
Sunflower.....	0183-0161	12/91	217.9	183.5	180.9	-17.4	-1.4
Canola.....	0183-0171	12/11	67.8	76.8	72.3	-10.1	-5.9
Processed foods and feeds.....	02		218.6	212.7	210.0	0.0	-1.3
Cereal and bakery products.....	021		250.2	250.3	250.4	0.4	0.0
Bakery products.....	0211		273.1	274.4	275.0	2.2	0.2
Bread (white, wheat, rye, etc.), including frozen.....	0211-02	06/06	132.8	134.1	134.0	2.2	-0.1
Bread (white, wheat, rye, etc.), including frozen.....	0211-0201	06/06	132.8	134.1	134.0	2.2	-0.1
White pan bread.....	0211-020111	12/11	105.0	105.7	106.1	3.1	0.4
White hearth bread (French, Italian, etc.).....	0211-020112	12/11	106.7	106.6	106.2	0.3	-0.4
Dark wheat breads (whole wheat, cracked wheat, multigrain, etc.).....	0211-020113	12/11	107.1	109.1	107.9	2.6	-1.1
Other variety breads (rye, unleavened, raisin, potato etc.).....	0211-020114	12/11	104.5	106.1	106.4	1.9	0.3
Rolls (bread-type), muffins, bagels, and croissants.....	0211-05		285.4	287.1	290.4	3.5	1.1
Rolls (bread-type), muffins, bagels, and croissants.....	0211-0505	06/06	139.2	140.1	141.7	3.6	1.1
Rolls, hamburger and wiener.....	0211-050501	12/11	110.8	112.0	111.8	2.9	-0.2
All other rolls, bread-type (incl. muffins, bagels, & croissants).....	0211-050502	12/11	107.2	107.1	110.3	4.5	3.0
Other sweet goods, excluding frozen.....	0211-07		254.6	256.9	256.3	1.4	-0.2
Other sweet goods, excluding frozen.....	0211-0703	06/99	158.3	159.7	159.4	1.5	-0.2
Soft cakes, excluding frozen.....	0211-08		329.3	329.2	329.9	5.4	0.2
Soft cakes, excluding frozen.....	0211-0803	06/99	168.9	168.8	169.2	5.4	0.2
Pies (fruit, cream, and custard), excluding frozen.....	0211-09		355.3	350.6	356.2	3.8	1.6
Pies (fruit, cream, and custard), excluding frozen.....	0211-0903	06/99	178.9	176.5	179.4	3.8	1.6
Cookies, crackers, and related products.....	0211-21		234.6	234.5	234.6	0.2	0.0
Cookies, wafers, and ice cream cones and cups (excluding frozen).....	0211-2103	06/83	213.3	213.3	213.5	0.1	0.1
Crackers, biscuits, and related products.....	0211-2104	06/83	249.4	249.2	249.2	0.2	0.0
Crackers, biscuits, and related products.....	0211-21042	12/11	101.3	101.2	101.2	0.3	0.0
Retail bakery products.....	0211-30	06/14	100.7	101.3	101.4	-	0.1
Retail bakery products.....	0211-3001	06/14	100.7	101.3	101.4	-	0.1
Flour and flour base mixes and doughs.....	0212		209.3	203.6	203.2	-2.8	-0.2
Wheat flour.....	0212-03		230.8	217.4	216.4	-6.1	-0.5
Wheat flour.....	0212-0301	06/83	225.3	212.3	211.2	-6.1	-0.5
Flour base mixes and doughs.....	0212-04		192.6	193.1	193.4	0.4	0.2
Flour base mixes and doughs.....	0212-0401	06/83	202.4	202.9	203.2	0.4	0.1
Prepared flour mixes, including refrigerated and frozen doughs and batters, made in flour mills.....	0212-04011	12/11	102.3	102.1	101.7	-0.7	-0.4
Cake mixes, including gingerbread, made from purchased flour.....	0212-04012	12/11	100.9	100.9	100.9	0.0	0.0
Flour mixes, excluding cake mixes, made from purchased flour.....	0212-04013	12/11	100.8	101.1	101.3	0.5	0.2
Milled rice and byproducts.....	0213		212.6	206.2	206.1	-4.8	0.0
Head rice.....	0213-01		214.5	208.0	208.0	-6.1	0.0
Head rice.....	0213-0106	06/03	207.7	201.5	201.4	-6.1	0.0
Milled rice (incl second heads, screenings, brewers, bran, sharps, rice flour, and byproducts).....	0213-02	06/84	187.7	181.6	182.0	7.4	0.2
Milled rice (incl second heads, screenings, brewers, bran, sharps, rice flour, and byproducts).....	0213-0201	06/84	187.7	181.6	182.0	7.4	0.2
Other cereals.....	0214		229.7	234.9	234.2	0.0	-0.3

See footnotes at end of table.

Table 9. Producer price indexes and percent changes for commodity and service groupings and individual items, not seasonally adjusted — Continued
 [1982=100 unless otherwise indicated]

Commodity	Commodity code	Other index base	Index			Percent change to Feb. 2015 from:	
			Oct. 2014 ¹	Jan. 2015 ¹	Feb. 2015 ¹	Feb. 2014	Jan. 2015
Dry macaroni, spaghetti, and egg noodle products, made from purchased flour. . . .	0214-02	06/85	202.4	210.3	218.4	8.5	3.9
Dry macaroni, spaghetti, and egg noodle products, made from purchased flour. . . .	0214-0203	12/02	166.5	173.1	179.8	8.6	3.9
Dry macaroni, spaghetti, and egg noodle products, made from purchased flour. . . .	0214-020303	06/09	112.2	116.6	121.1	8.5	3.9
Other cereals except pasta products.	0214-09	06/85	218.5	222.9	220.9	-1.2	-0.9
Manufactured starch.	0214-0907	06/85	232.2	237.8	227.6	-5.1	-4.3
Wheat mill products, corn mill products, and other grain mill products except flour.	0214-0908	06/98	177.6	191.7	191.2	-2.5	-0.3
Wheat mill products, except flour.	0214-09081	12/09	98.1	115.1	115.1	-1.9	0.0
Corn mill products.	0214-09082	12/09	113.1	117.9	117.7	-3.1	-0.2
Other grain mill products.	0214-09083	12/09	119.5	120.8	118.8	-1.7	-1.7
Breakfast cereal.	0214-0909	12/11	103.7	104.1	103.9	0.2	-0.2
Meats, poultry, and fish.	022		216.0	206.9	200.6	7.7	-3.0
Meats.	0221		221.1	205.3	198.5	7.9	-3.3
Beef and veal products, fresh or frozen.	0221-01		251.9	255.2	246.7	19.1	-3.3
Beef, fresh/frozen variety meats/other meats, slaughtering.	0221-0126	06/08	179.0	188.7	173.7	11.3	-7.9
Veal, fresh or frozen, not canned or sausage, misp.	0221-0129	12/88	141.8	147.9	147.8	16.7	-0.1
Beef fresh/frozen whole, half carcass not canned or made into sausage, misp.	0221-0131	06/08	156.5	161.7	157.0	12.4	-2.9
Beef, fresh/frozen, primal and subprimal cut, slaughtering.	0221-0133	12/95	220.2	222.4	215.2	20.2	-3.2
Lamb or mutton, fresh or frozen, made in slaughtering plants.	0221-03		305.5	338.6	336.6	11.2	-0.6
Lamb or mutton, fresh or frozen, made in slaughtering plants.	0221-0321	12/88	244.3	270.8	269.2	11.2	-0.6
Pork products, fresh, frozen, or processed, except sausage.	0221-04		200.6	159.4	149.0	-8.3	-6.5
Pork, fresh/frozen, unprocessed, all cuts, except sausage.	0221-0444	06/01	162.4	115.9	105.2	-15.0	-9.2
Pork, processed or cured, not canned or made into sausage.	0221-0447	06/01	155.9	148.0	144.0	2.6	-2.7
Other meats, fresh, frozen, or canned.	0221-05		189.4	173.6	171.9	5.1	-1.0
Fresh/processed sausage, deli & cooked meats, etc.	0221-0503	06/01	159.1	148.2	148.2	5.8	0.0
Boxed meat (beef, pork, lamb, etc.), made from purchased carcasses.	0221-0504	06/08	145.6	118.4	109.7	-7.3	-7.3
Canned meats, excluding dog, cat, and baby food.	0221-0579	12/88	170.8	157.0	162.7	5.4	3.6
Frozen ground meat patties, portion control meats and other meat products.	0221-0586	12/01	145.3	141.2	142.6	12.5	1.0
Frozen ground meat patties, made from purchased carcasses.	0221-05863	06/08	163.8	163.4	171.0	29.5	4.7
Processed poultry.	0222		175.5	173.0	170.2	7.5	-1.6
Young chickens, including bulk, chilled, frozen, whole, and in parts.	0222-03		184.3	182.5	180.2	9.5	-1.3
Young chickens, including bulk, chilled, frozen, whole, and in parts.	0222-0333	12/90	182.1	180.3	178.0	9.5	-1.3
Turkeys, including frozen, whole, and parts.	0222-06		177.8	168.0	160.2	1.5	-4.6
Turkeys, including frozen, whole, and parts.	0222-0611	12/90	176.5	166.8	159.0	1.5	-4.7
Canned, cooked, smoked or prepared poultry.	0222-08		158.7	157.7	156.0	6.0	-1.1
Canned, cooked, smoked or prepared poultry.	0222-0811	12/90	130.4	129.6	128.2	6.0	-1.1
Unprocessed and packaged fish.	0223		328.1	357.9	338.5	6.1	-5.4
Unprocessed finfish.	0223-01		592.6	836.8	672.2	34.5	-19.7
Haddock.	0223-0101		-	331.6	215.0	-4.3	-35.2
Halibut.	0223-0102		604.8	-	635.2	-	-
Salmon.	0223-0103		357.8	-	-	-	-
Flounder.	0223-0131	12/91	88.5	205.9	188.5	55.5	-8.5
Cod.	0223-0132	12/91	144.2	260.2	143.7	40.1	-44.8
Pollock.	0223-0133	12/91	228.3	282.3	273.9	56.3	-3.0
Other finfish.	0223-0199	12/91	412.2	435.8	254.7	1.9	-41.6
Canned seafood (including soups, stews, and chowders).	0223-04		145.9	146.3	146.1	-4.4	-0.1
Canned seafood (including soups, stews, and chowders).	0223-0429	12/84	165.4	165.8	165.6	-4.4	-0.1
Unprocessed shellfish.	0223-05	12/91	202.5	208.4	206.3	-10.5	-1.0
Shrimp.	0223-0501	12/91	164.3	136.0	136.3	-16.9	0.2
Crabs.	0223-0502	12/91	162.2	-	-	-	-
Lobsters.	0223-0503	12/91	125.2	139.1	147.6	-6.8	6.1
Clams.	0223-0504	12/91	207.2	188.9	188.9	10.7	0.0
Other shellfish.	0223-0599	12/91	227.9	227.7	215.8	4.0	-5.2
Fresh and frozen seafood processing.	0223-06	12/11	102.3	103.6	102.9	3.6	-0.7
Prepared fresh fish/seafood, inc. surimi/surimi-based products.	0223-0601	12/11	104.5	104.5	104.3	-0.7	-0.2
Prepared frozen fish.	0223-0602	12/11	94.2	94.7	93.8	2.6	-1.0
Prepared frozen shellfish.	0223-0603	12/11	109.5	108.1	106.2	-4.0	-1.8
Other prepared fresh and frozen seafood.	0223-0604	12/11	108.2	117.5	118.0	27.4	0.4
Dairy products.	023		229.0	197.0	191.6	-12.8	-2.7
Fluid milk products.	0231		259.4	229.7	220.2	-8.7	-4.1
Packaged fluid milk and related products.	0231-03	12/82	262.3	236.5	225.6	-10.2	-4.6
Fluid whole milk.	0231-0301		255.5	228.8	216.8	-10.9	-5.2
Reduced fat and lowfat milk (1/2-2).	0231-0302	12/82	274.7	253.3	241.5	-11.9	-4.7
Fat free or skim milk.	0231-0303	12/82	268.4	252.4	246.1	-13.7	-2.5
Other fluid milk related products, packaged, incl. cartons, bottles, cans, and dispenser cans.	0231-0304	12/82	258.0	219.8	210.2	-2.0	-4.4

See footnotes at end of table.

Table 9. Producer price indexes and percent changes for commodity and service groupings and individual items, not seasonally adjusted — Continued
 [1982=100 unless otherwise indicated]

Commodity	Commodity code	Other index base	Index			Percent change to Feb. 2015 from:	
			Oct. 2014 ¹	Jan. 2015 ¹	Feb. 2015 ¹	Feb. 2014	Jan. 2015
Cottage cheese.....	0231-04	12/82	266.2	255.3	247.7	-6.5	-3.0
Cottage cheese.....	0231-0401	12/82	266.2	255.3	247.7	-6.5	-3.0
Other milk products.....	0231-05	12/82	206.1	202.7	201.2	-1.1	-0.7
Other milk products.....	0231-0501	12/82	206.1	202.7	201.2	-1.1	-0.7
Yogurt, excluding frozen.....	0231-05011	12/11	106.4	106.3	106.3	1.0	0.0
Other packaged milk products.....	0231-05012	12/11	112.6	107.9	105.9	-4.7	-1.9
Bulk fluid milk and cream.....	0231-06	12/91	212.0	162.2	152.0	-12.0	-6.3
Bulk fluid milk and cream.....	0231-0601	12/91	212.0	162.2	152.0	-12.0	-6.3
Butter.....	0232		185.2	114.9	128.0	0.0	11.4
Butter.....	0232-01		185.2	114.9	128.0	0.0	11.4
Butter.....	0232-0114	06/84	184.8	114.7	127.7	-0.1	11.3
Natural, processed, and imitation cheese.....	0233		203.3	165.3	162.4	-18.0	-1.8
Natural cheese, except cottage cheese.....	0233-02		197.1	156.7	155.4	-19.4	-0.8
Natural cheese, except cottage cheese.....	0233-0212	06/88	216.2	171.9	170.4	-19.4	-0.9
Natural cheese, except lowfat, shipped in consumer packages or containers (3 lbs or less).....	0233-02121	12/07	124.3	118.2	118.2	-0.4	0.0
Natural cheese, except lowfat, shipped in packages or containers (more than 3 lbs.) or bulk.....	0233-02122	12/07	113.3	83.9	82.7	-25.6	-1.4
Lowfat natural cheese, except cottage cheese, shipped in consumer packages (3 lbs. or less).....	0233-02123	06/10	134.1	106.5	107.6	-18.6	1.0
Lowfat natural cheese, except cottage cheese, shipped in packages (more than 3 lbs.) or in bulk.....	0233-02124	06/10	146.0	113.3	112.6	-25.7	-0.6
Process cheese and related products.....	0233-03		193.2	165.4	157.2	-14.8	-5.0
Process cheese and related products.....	0233-0312	06/88	205.4	175.8	167.1	-14.8	-4.9
Process cheese, shipped in consumer packages or containers (3 lbs. or less).....	0233-03121	06/10	114.6	114.4	114.5	2.0	0.1
All other process cheese and related products.....	0233-03122	06/10	153.1	123.0	114.2	-21.1	-7.2
Cheese substitutes and imitations.....	0233-04	06/88	283.8	273.7	273.7	-3.5	0.0
Cheese substitutes and imitations.....	0233-0401	06/88	283.8	273.7	273.7	-3.5	0.0
Liquid raw whey.....	0233-07	12/04	281.8	259.4	227.9	-16.1	-12.1
Liquid raw whey.....	0233-0701	12/04	281.8	259.4	227.9	-16.1	-12.1
Ice cream and frozen desserts.....	0234		228.0	225.3	225.2	2.0	0.0
Ice cream and frozen desserts.....	0234-02	06/83	224.9	222.3	222.1	2.0	-0.1
Ice Cream and frozen desserts.....	0234-0201	06/83	224.9	222.3	222.1	2.0	-0.1
Ice cream, excl. lowfat and nonfat (incl. custards), shipped in bulk (containers 3 gal or more).....	0234-02011	12/11	112.0	105.4	104.2	1.1	-1.1
Ice cream, excl. lowfat and nonfat (incl. custards), shipped in sizes (less than 3 gal).....	0234-02012	12/11	106.2	105.2	104.9	2.0	-0.3
Ice cream, excl. lowfat and nonfat, (incl. custards), novelty forms.....	0234-02013	12/11	105.2	104.4	105.1	2.7	0.7
Lowfat and nonfat ice cream (including custards).....	0234-02014	12/11	104.4	104.4	104.6	3.6	0.2
Other frozen desserts (yogurt, sherbet, water ices, mellorine, frozen pudding etc.).....	0234-02015	12/11	103.4	103.2	103.3	0.3	0.1
Dry, condensed, and evaporated milk products.....	0235		215.2	194.3	179.4	-23.1	-7.7
Dry milk products, including feed grade.....	0235-02	12/83	192.1	171.6	156.6	-29.4	-8.7
Dry milk products, including feed grade.....	0235-0201	12/83	192.1	171.6	156.6	-29.4	-8.7
Liquid milk products.....	0235-03	12/83	244.2	231.9	218.8	-12.6	-5.6
Consumer-type canned milk products.....	0235-0301	12/83	257.9	255.8	254.1	1.2	-0.7
Bulk liquid milk products, including feed grade.....	0235-0303	12/83	219.4	189.4	156.3	-37.0	-17.5
Ice cream mixes and related products.....	0235-05	06/02	169.3	137.2	124.6	-21.7	-9.2
Ice cream mixes and related products.....	0235-0502	06/02	169.3	137.2	124.6	-21.7	-9.2
Processed fruits and vegetables.....	024		195.0	196.2	197.7	3.0	0.8
Canned fruits and juices.....	0241		211.2	213.4	215.5	4.9	1.0
Canned fruits, excluding baby foods.....	0241-01		211.2	216.1	221.4	11.1	2.5
Canned fruits, excluding baby foods.....	0241-0105	12/87	186.0	190.3	195.0	11.0	2.5
Canned and fresh fruit juices, nectars, and concentrates.....	0241-02		214.6	215.6	216.1	2.0	0.2
Canned and fresh fruit juices, nectars, and concentrates.....	0241-0239	12/87	176.6	177.4	177.9	2.0	0.3
Frozen fruits, juices and ades.....	0242		195.9	193.9	193.2	6.7	-0.4
Frozen fruits.....	0242-02		221.0	223.6	223.8	3.6	0.1
Frozen fruits.....	0242-0209	12/90	208.5	211.1	211.2	3.6	0.0
Frozen juices, ades, drinks, and cocktails.....	0242-03		185.2	179.9	178.5	9.6	-0.8
Frozen concentrated orange juice, consumer and institutional.....	0242-0301		183.4	177.8	178.2	28.2	0.2
Frozen concentrated juices, excluding orange juice.....	0242-0314	06/05	67.6	65.8	64.6	-5.1	-1.8
Canned vegetables and juices.....	0244		174.6	176.5	176.4	1.7	-0.1
Canned vegetables and juices.....	0244-01		174.6	176.5	176.4	1.7	-0.1
Canned vegetables.....	0244-0102	12/87	188.8	192.7	191.9	2.0	-0.4
Canned catsup and other tomato based sauces.....	0244-0127	12/87	158.7	159.3	159.6	1.7	0.2
Canned vegetable juices.....	0244-0139	12/87	124.6	124.6	124.8	0.6	0.2

See footnotes at end of table.

Table 9. Producer price indexes and percent changes for commodity and service groupings and individual items, not seasonally adjusted — Continued
 [1982=100 unless otherwise indicated]

Commodity	Commodity code	Other index base	Index			Percent change to Feb. 2015 from:	
			Oct. 2014 ¹	Jan. 2015 ¹	Feb. 2015 ¹	Feb. 2014	Jan. 2015
Frozen vegetables.....	0245		193.5	193.8	193.1	0.4	-0.4
Frozen potato products (French-fried, patties, puffs, etc.).....	0245-02	12/90	189.6	189.8	188.9	0.2	-0.5
Frozen potato products (French-fried, patties, puffs, etc.).....	0245-0202		238.8	239.1	237.9	0.2	-0.5
Frozen vegetables, other than potato products.....	0245-05	12/90	137.6	137.9	137.8	0.7	-0.1
Frozen vegetables, other than potato products.....	0245-0509	06/97	135.2	135.4	135.3	0.7	-0.1
Dried and dehydrated food.....	0248	12/03	151.5	152.1	157.9	4.1	3.8
Dried and dehydrated food.....	0248-01	12/03	151.5	152.1	157.9	4.1	3.8
Dried and dehydrated food.....	0248-0101	12/03	151.5	152.1	157.9	4.1	3.8
Dried and dehydrated fruits and vegetables incl. freeze-dried.....	0248-010102	12/11	103.1	103.9	105.4	2.3	1.4
Sugar and confectionery.....	025		217.1	218.1	217.4	3.7	-0.3
Raw cane sugar and sugar cane mill products and by-products.....	0252		149.7	150.0	150.5	11.5	0.3
Raw cane sugar and sugar cane mill products and by-products.....	0252-01		149.7	150.0	150.5	11.5	0.3
Raw cane sugar and sugar cane mill products and by-products.....	0252-0106	12/03	138.2	138.4	138.9	11.5	0.4
Refined sugar products and by-products.....	0253		168.4	171.9	171.3	6.9	-0.3
Refined sugar products and by-products.....	0253-07	12/02	140.2	143.1	142.7	7.0	-0.3
Refined granulated cane sugar and by-products.....	0253-0701	12/02	147.0	153.0	151.7	6.3	-0.8
Beet sugar.....	0253-0702	12/02	135.1	135.9	136.0	7.5	0.1
Confectionery materials.....	0254		164.4	163.3	160.8	-0.2	-1.5
Confectionery materials.....	0254-01		164.4	163.3	160.8	-0.2	-1.5
Chocolate coatings, made from cacao beans.....	0254-0104	06/83	136.0	137.8	137.4	2.3	-0.3
Other chocolate and cocoa products, made from cacao beans.....	0254-0105	06/83	217.2	220.2	220.4	4.8	0.1
Sweetened chocolate, excluding coatings, cacao beans.....	0254-01051	12/11	98.9	101.2	101.4	5.3	0.2
Unsweetened choc/sweetened/unsweetened cocoa powder, ex coatings.....	0254-01052	12/11	93.9	95.9	96.2	4.9	0.3
Cocoa butter, liquor, and cocoa base chocolate syrup made from cacao beans.....	0254-01053	12/11	111.9	110.7	110.2	3.8	-0.5
Corn sweeteners.....	0254-0107	06/85	174.3	170.6	166.3	-3.1	-2.5
Confectionery end products.....	0255		279.8	280.9	280.7	3.5	-0.1
Chewing gum, bubble gum, and chewing gum base.....	0255-02		243.2	247.3	247.3	2.4	0.0
Chewing gum, bubble gum, and chewing gum base.....	0255-0201		243.2	247.3	247.3	2.4	0.0
Candy and nuts.....	0255-03	06/83	253.1	253.8	253.7	3.6	0.0
Chocolate and chocolate-type confectionery products.....	0255-0301	06/83	239.7	238.8	238.9	2.6	0.0
Chocolate and chocolate-type confectionery products made from cacao beans.....	0255-03011	12/11	108.0	108.3	108.3	8.5	0.0
Chocolate/confectionery prods., purch. chocolate.....	0255-03012	12/11	104.9	104.3	104.4	1.2	0.1
Chocolate & confectioneries, purchased chocolate retailed.....	0255-03013	12/11	107.6	107.6	107.6	2.7	0.0
Nonchocolate-type confectionery products.....	0255-0302	06/83	207.4	209.2	207.6	0.6	-0.8
Nonchocolate-type confectioneries, made/pkg for shipment.....	0255-03021	12/11	98.7	99.6	98.8	0.7	-0.8
Nuts and seeds (salted, roasted, cooked or blanched).....	0255-0304	06/91	229.4	231.7	232.5	7.7	0.3
Nuts (salted, roasted, cooked, or blanched), sold in bulk.....	0255-03041	06/08	184.0	184.9	185.7	12.1	0.4
Canned nuts (salted, roasted, cooked, or blanched).....	0255-03042	06/08	114.4	114.4	114.4	0.5	0.0
All other packaged nuts, and all seeds (salted, roasted, cooked, or blanched).....	0255-03043	06/08	180.3	185.4	186.2	5.0	0.4
Other confectionery-type products.....	0255-0305	06/91	160.1	160.3	155.6	-1.3	-2.9
Beverages and beverage materials.....	026		195.7	197.4	197.9	1.2	0.3
Alcoholic beverages.....	0261		191.1	191.7	192.2	0.5	0.3
Malt beverages.....	0261-01		203.2	203.9	205.3	1.4	0.7
Bottled beer and ale.....	0261-0101		171.5	172.4	175.2	2.9	1.6
Canned beer and ale.....	0261-0103		218.0	218.3	-	-	-
Beer and ale in barrels and kegs.....	0261-0105	06/82	269.7	271.4	276.1	3.3	1.7
Other malt beverages and brewing products.....	0261-0108	12/03	94.5	95.9	91.2	-3.4	-4.9
Distilled and bottled liquor, excluding brandy.....	0261-02		183.6	184.8	183.9	-2.5	-0.5
Distilled liquor, excluding brandy.....	0261-0202	12/11	92.3	93.8	92.7	-6.6	-1.2
Bottled liquor, excluding brandy.....	0261-0204	12/11	100.3	100.5	100.3	-0.3	-0.2
Bottled whiskey.....	0261-02041	06/12	100.6	100.9	100.6	0.6	-0.3
Bottled gin, vodka, cordials, cocktails, and similar compounds.....	0261-02042	06/12	101.7	101.8	101.8	0.5	0.0
All other bottled liquor, except brandy.....	0261-02043	06/12	97.5	97.5	-	-	-
Wines, brandy, and brandy spirits.....	0261-04	12/83	170.2	170.2	170.2	0.6	0.0
Wines, brandy, and brandy spirits.....	0261-0441	06/06	108.5	108.6	108.6	0.6	0.0
Wines, white, red & rose grape, and other fruit, 14 percent or less alcohol. . .	0261-04411	12/11	103.3	103.3	103.3	0.1	0.0
Wines, white grape, 14 percent or less alcohol content.....	0261-044111	12/11	102.7	102.7	102.7	-	0.0
Wines, red grape, 14 percent or less alcohol content.....	0261-044112	12/11	101.8	101.9	101.9	-	0.0
Wines, rose grape & other fruits & berries, 14 percent or less alcohol.....	0261-044113	12/11	125.2	125.3	125.3	-	0.0
Wines, dessert, effervescent, and wine coolers.....	0261-04412	12/11	101.6	101.6	101.6	0.9	0.0
Wines, dessert, excluding specialties.....	0261-044121	12/11	110.9	110.9	110.9	-	0.0
Wines, effervescent, including sparkling (carbonated), wine coolers.....	0261-044122	12/11	100.1	100.1	100.1	-	0.0
Other wines, brandy, and brandy spirits.....	0261-04413	12/11	98.3	98.4	98.4	2.7	0.0

See footnotes at end of table.

Table 9. Producer price indexes and percent changes for commodity and service groupings and individual items, not seasonally adjusted — Continued
 [1982=100 unless otherwise indicated]

Commodity	Commodity code	Other index base	Index			Percent change to Feb. 2015 from:	
			Oct. 2014 ¹	Jan. 2015 ¹	Feb. 2015 ¹	Feb. 2014	Jan. 2015
Soft drinks.....	0262		194.2	196.5	197.5	1.1	0.5
Soft drinks, non-carbonated.....	0262-06		189.2	191.9	193.3	0.8	0.7
Bottled water, non-carb, processed or pasteurized.....	0262-0608	12/03	94.4	93.7	93.6	-1.3	-0.1
Soft drinks, non-carbonated.....	0262-0609		204.1	208.9	211.2	1.8	1.1
Soft drinks, bottle/can, carbonated, all types.....	0262-10	12/11	104.1	105.2	105.6	1.1	0.4
Soft drinks, bottle/can, carbonated, all types.....	0262-1001	12/11	104.1	105.2	105.6	1.1	0.4
Packaged beverage materials.....	0263		200.5	205.7	203.2	7.3	-1.2
Coffee (whole bean, ground, & instant).....	0263-01		205.1	210.5	207.9	8.6	-1.2
Coffee, concentrated, including coffee substitutes.....	0263-0103		169.6	169.6	169.6	0.0	0.0
Roasted coffee.....	0263-0104	06/88	181.3	186.9	184.2	9.8	-1.4
Tea in consumer packages, exc. canned ice tea.....	0263-03		171.8	175.7	173.9	-0.7	-1.0
Tea in consumer packages, exc. canned ice tea.....	0263-0313	12/85	145.7	149.0	147.4	-0.7	-1.1
Other beverage materials.....	0264		215.5	215.5	215.6	-0.1	0.0
Other beverage materials.....	0264-01		215.5	215.5	215.6	-0.1	0.0
Malt and malt by-products.....	0264-0101		152.7	148.7	149.1	-4.8	0.3
Liquid beverage bases, excluding use by soft drink bottlers.....	0264-0109	12/85	181.9	181.9	181.9	-0.3	0.0
Liquid beverage bases, for sale by soft drink bottlers.....	0264-0111	12/85	233.4	235.1	235.1	1.3	0.0
Fats and oils.....	027		254.3	246.1	246.1	-5.5	0.0
Animal fats and oils, made in slaughtering plants.....	0271		303.8	213.1	180.8	-16.3	-15.2
Animal fats and oils, made in slaughtering plants.....	0271-01		303.8	213.1	180.8	-16.3	-15.2
Animal fats and oils, made in slaughtering plants.....	0271-0117	06/01	350.3	245.8	208.4	-16.3	-15.2
Shortening, cooking oil, and margarine.....	0278		252.2	243.3	244.4	-4.5	0.5
Shortening, cooking oil, and margarine.....	0278-01		252.2	243.3	244.4	-4.5	0.5
Margarine, butter blends, and butter substitutes.....	0278-0109		323.0	309.5	306.5	-4.0	-1.0
Cooking oils.....	0278-0115	12/11	81.2	78.4	78.9	-4.7	0.6
Other oilseed processing.....	027A	12/04	217.5	220.1	216.8	-6.6	-1.5
Other oilseed processing.....	027A-01	12/04	217.5	220.1	216.8	-6.6	-1.5
Cottonseed oil, once refined.....	027A-0103	12/11	79.6	82.6	79.1	-18.5	-4.2
Cotton linters.....	027A-0104	12/11	48.0	46.5	45.3	-5.8	-2.6
Cottonseed cake, meal, hulls, and other byproducts.....	027A-0105	12/11	97.9	88.0	84.2	-21.9	-4.3
Cottonseed cake and meal.....	027A-01051	12/11	118.3	107.0	101.9	-23.0	-4.8
Cottonseed hulls and other cottonseed byproducts.....	027A-01052	12/11	54.6	47.6	46.6	-16.6	-2.1
Other vegetable oils and vegetable mill products.....	027A-0106	12/11	100.0	104.1	104.1	1.5	0.0
Miscellaneous processed foods.....	028		224.1	223.2	224.0	1.8	0.4
Canned jams, jellies, and preserves.....	0281		185.3	185.3	185.3	-0.5	0.0
Canned jams, jellies, and preserves.....	0281-01		185.3	185.3	185.3	-0.5	0.0
Canned jams, jellies, and preserves.....	0281-0102	12/87	164.0	164.0	164.0	-0.5	0.0
Pickles and other pickled products, including horseradish.....	0282		222.3	224.0	224.7	1.4	0.3
Pickles and other pickled products, including horseradish.....	0282-01		222.3	224.0	224.7	1.4	0.3
Pickles and other pickled products, including horseradish.....	0282-0106	12/86	198.7	200.2	200.8	1.5	0.3
Processed eggs, liquid, dried, or frozen.....	0283		234.3	178.9	189.6	-2.2	6.0
Processed eggs, liquid, dried, or frozen.....	0283-01		234.3	178.9	189.6	-2.2	6.0
Processed eggs, liquid, dried, or frozen.....	0283-0111	12/90	192.8	147.3	156.0	-2.2	5.9
Specialty canning.....	0284		231.2	232.4	231.6	0.4	-0.3
Specialty canning.....	0284-01		231.2	232.4	231.6	0.4	-0.3
Canned dry beans.....	0284-0102	12/82	166.3	168.9	169.0	1.7	0.1
Canned soups and stews, excluding frozen and seafood.....	0284-0104	12/82	308.0	308.1	306.3	-0.6	-0.6
Canned baby foods and other canned specialties/nationality foods.....	0284-0105	06/08	108.4	109.4	109.5	2.1	0.1
Frozen specialty food.....	0285		190.8	191.7	191.8	2.5	0.1
Frozen specialty food.....	0285-01		190.8	191.7	191.8	2.5	0.1
Frozen bakery products.....	0285-0109	12/82	263.4	263.5	263.2	0.5	-0.1
Frozen dinners and nationality foods.....	0285-0111	12/82	168.4	170.0	170.1	4.0	0.1
Other frozen specialties, excluding seafood.....	0285-0113	12/82	185.0	185.1	185.3	1.6	0.1
Prepared sauces, except tomato.....	0286		190.4	190.5	190.7	1.0	0.1
Prepared sauces, except tomato.....	0286-01		190.4	190.5	190.7	1.0	0.1
Prepared sauces, except tomato.....	0286-0103	12/86	157.9	158.0	158.1	1.0	0.1
Other miscellaneous processed foods.....	0289		236.2	237.8	238.6	2.0	0.3
Other miscellaneous processed foods.....	0289-01		236.2	237.8	238.6	2.0	0.3
Mayonnaise, salad dressings, and sandwich spreads.....	0289-0102	12/86	220.5	220.6	219.0	-1.3	-0.7
Dry mix food preparations.....	0289-0148	06/91	137.0	137.5	139.2	1.8	1.2
Perishable non-frozen prepared food, including tortillas.....	0289-0149	06/91	159.1	160.4	162.0	3.4	1.0
Perishable prepared food.....	0289-01492	12/07	114.6	115.1	117.0	4.0	1.7
Flavoring extracts, emulsions & other liquid flavors.....	0289-0151	12/85	190.2	195.3	193.3	2.0	-1.0
Other flavoring agents, except chocolate syrup.....	0289-0154	12/00	116.1	117.6	118.6	4.1	0.9

See footnotes at end of table.

Table 9. Producer price indexes and percent changes for commodity and service groupings and individual items, not seasonally adjusted — Continued
 [1982=100 unless otherwise indicated]

Commodity	Commodity code	Other index base	Index			Percent change to Feb. 2015 from:	
			Oct. 2014 ¹	Jan. 2015 ¹	Feb. 2015 ¹	Feb. 2014	Jan. 2015
Flavoring syrups and fruit products for soft drinks & fountain, ice cream, & home beverage use.....	0289-01541	06/08	102.4	102.2	103.1	2.2	0.9
Soft drink flavoring syrup, sold in bulk.....	0289-015411	12/11	110.3	111.0	113.3	6.2	2.1
Other flavoring agents (except chocolate syrups).....	0289-015412	12/11	102.0	101.4	101.8	0.5	0.4
Table salt (evaporated), pepper (white and black), and other spices.....	0289-0156	06/91	223.8	228.2	230.1	3.0	0.8
Peanut butter.....	0289-0158	06/91	135.8	135.8	135.8	-7.8	0.0
Ice.....	0289-0161	12/85	199.5	199.5	199.5	2.9	0.0
Dairy product substitutes.....	0289-0162	06/92	162.0	163.2	163.2	3.3	0.0
Chips (potato, corn, etc.).....	0289-0172	12/85	218.6	218.9	218.9	1.4	0.0
Other chips, sticks (hard pretzels, bacon rinds, popcorn (except candied), etc.).....	0289-01723	12/07	134.7	134.9	134.9	0.3	0.0
Vinegar and cider.....	0289-0174	12/85	154.6	154.7	154.7	-1.7	0.0
Other food preparations.....	0289-0175	12/85	214.3	215.4	217.6	3.1	1.0
Prepared animal feeds.....	029		202.3	205.4	200.7	-10.4	-2.3
Soybean cake, meal, and other byproducts.....	0292		157.9	162.8	158.8	-25.0	-2.5
Soybean cake, meal, and other byproducts.....	0292-01		157.9	162.8	158.8	-25.0	-2.5
Soybean cake, meal, and other byproducts.....	0292-0112	12/04	192.6	198.6	193.6	-25.1	-2.5
Soybean cake and meal.....	0292-01121	12/09	108.4	112.5	109.4	-25.5	-2.8
Other soybean products, including isolates and concentrates.....	0292-01122	12/09	146.4	142.1	141.9	-19.7	-0.1
Formula feeds.....	0293		212.7	218.7	215.0	-5.2	-1.7
Formula feeds.....	0293-01		212.7	218.7	215.0	-5.2	-1.7
Chicken and turkey feed, supplements, concentrates, and premixes.....	0293-0102	12/86	213.1	216.9	213.9	-6.3	-1.4
Dairy cattle feed, supplements, concentrates, and premixes.....	0293-0110	12/11	97.0	101.2	98.7	-6.2	-2.5
Swine feed, supplements, concentrates, and premixes.....	0293-0115	12/11	96.2	102.7	99.2	-4.2	-3.4
Beef cattle feed, supplements, concentrates, and premixes.....	0293-0117	12/11	102.4	104.1	103.8	-2.1	-0.3
Other poultry and livestock feeds.....	0293-0118	12/86	254.3	257.8	255.4	-1.1	-0.9
Miscellaneous feedstuffs.....	0294		253.0	252.8	246.1	-5.9	-2.7
Pet food.....	0294-02		252.0	252.6	252.4	0.8	-0.1
Dog and cat food.....	0294-0202	12/85	216.8	216.8	216.8	1.5	0.0
Dog food.....	0294-02021	12/10	112.1	112.1	112.2	2.0	0.1
Canned dog food.....	0294-020211	12/10	105.6	105.6	105.6	0.0	0.0
Dry and semi-moist dog food.....	0294-020214	12/11	110.5	110.5	110.5	2.4	0.0
Cat food.....	0294-02022	12/10	110.0	110.0	110.0	0.9	0.0
Canned cat food.....	0294-020224	12/11	107.7	107.7	107.7	1.7	0.0
Dry and semi-moist cat food.....	0294-020225	12/10	108.2	108.2	108.2	0.4	0.0
Other pet and specialty feeds.....	0294-0203	12/85	204.1	208.0	206.1	-4.8	-0.9
Miscellaneous feedstuffs other than pet food.....	0294-03		236.8	235.6	220.8	-14.6	-6.3
Meat meal and meat and bone meal.....	0294-0301		195.0	192.3	177.9	-11.8	-7.5
Corn wet process byproducts, incl. gluten meal.....	0294-0317	06/85	141.4	156.4	149.8	-17.5	-4.2
Other animal feeds, incl. fertilizer byproducts and feather.....	0294-0325	12/97	206.5	193.6	179.6	-17.5	-7.2
Animal and marine feed and fertilizer byproducts, except meat and bone meal.....	0294-03252	06/09	129.5	117.5	104.4	-24.7	-11.1
Other prepared animal feeds, including feeding materials and adjuncts.....	0294-03253	06/09	97.3	96.4	95.7	-4.0	-0.7
Miscellaneous by-products of meat packing.....	0294-0333	06/01	325.1	324.6	304.1	-6.5	-6.3
Textile products and apparel.....	03		145.4	144.5	144.3	-0.8	-0.1
Synthetic fibers.....	031		124.6	122.4	122.3	-2.8	-0.1
Unprocessed filament yarns.....	0315		129.1	126.8	126.7	-2.8	-0.1
Noncellulosic fibers.....	0315-02		114.6	112.2	112.0	-3.4	-0.2
Noncellulosic organic fibers.....	0315-0241	06/05	108.2	106.6	105.0	-4.3	-1.5
Polyester fibers.....	0315-02411	06/11	83.0	80.0	79.0	-8.6	-1.3
Other noncellulosic organic fibers, incl. polyamide, polyolefin, and producer-textured.....	0315-02412	06/11	103.4	102.3	100.7	-3.5	-1.6
Processed yarns and threads.....	032		140.7	136.6	136.8	-3.5	0.1
Yarns.....	0326		135.0	131.0	131.2	-3.6	0.2
Spun cotton yarns.....	0326-01		106.1	96.0	97.0	-12.1	1.0
Carded cotton yarns.....	0326-0113	12/00	113.1	101.1	102.9	-13.9	1.8
Spun wool yarns, including new, reused, and reprocessed wool.....	0326-02		188.3	188.3	-	-	-
Spun wool yarns, including new, reused, and reprocessed wool.....	0326-0206	12/04	150.6	150.6	-	-	-
Spun synthetic yarns.....	0326-03		137.3	138.7	138.1	0.1	-0.4
Spun synthetic yarns.....	0326-0304	12/94	123.1	124.4	123.8	0.1	-0.5
Textured and twisted yarn.....	0326-04	12/88	148.9	148.1	148.1	0.2	0.0
Textured, crimped, or bulked filament yarns.....	0326-0403	12/96	130.1	129.3	129.4	0.0	0.1
Other spun noncellulosic and natural fiber (except cotton and wool) yarns.....	0326-07	06/08	118.0	116.6	116.2	-1.6	-0.3
Other spun noncellulosic and natural fiber (except cotton and wool) yarns.....	0326-0701	06/08	118.0	116.6	116.2	-1.6	-0.3
Thread.....	0327		269.5	269.5	269.6	1.6	0.0
Thread.....	0327-05	12/00	164.5	164.5	164.5	1.5	0.0

See footnotes at end of table.

Table 9. Producer price indexes and percent changes for commodity and service groupings and individual items, not seasonally adjusted — Continued
 [1982=100 unless otherwise indicated]

Commodity	Commodity code	Other index base	Index			Percent change to Feb. 2015 from:	
			Oct. 2014 ¹	Jan. 2015 ¹	Feb. 2015 ¹	Feb. 2014	Jan. 2015
Thread.....	0327-0501	12/00	164.5	164.5	164.5	1.5	0.0
Greige fabrics.....	033		141.4	141.0	141.0	0.4	0.0
Greige broadwoven fabrics.....	0337		139.7	138.7	138.7	0.2	0.0
Greige cotton broadwoven fabrics.....	0337-01		123.3	118.2	118.2	-5.1	0.0
Greige cotton broadwoven fabrics.....	0337-0104	12/94	104.5	100.2	100.2	-5.0	0.0
Greige manmade fiber broadwoven fabrics.....	0337-03		139.3	139.6	139.6	1.7	0.0
Greige manmade fiber broadwoven fabrics.....	0337-0304	12/94	122.4	122.7	122.7	1.7	0.0
Greige manmade fiber broadwoven fabrics, comb. of spun and filament yarns.....	0337-03041	06/11	102.9	103.8	103.7	1.9	-0.1
Greige manmade fiber broadwoven fabrics 85 pct. or more filament yarns, rayon/acetate/lyocell.....	0337-03042	06/11	112.5	113.7	113.3	4.8	-0.4
Greige manmade fiber broadwoven fabrics 85 pct or more filament yarns exc rayon/acetate/lyocell.....	0337-03043	06/11	103.0	103.7	103.9	1.1	0.2
Greige manmade fiber broadwoven plain weave fabrics 85 pct. or more spun yarns.....	0337-03044	06/11	90.1	90.0	90.0	2.0	0.0
Greige manmade fiber broadwoven twill weave fabrics 85 pct. or more spun yarns.....	0337-03045	06/11	99.4	98.7	98.7	2.1	0.0
Greige knit fabrics.....	0338		168.8	169.0	169.0	1.2	0.0
Greige weft (circular) knit fabrics (excluding hosiery).....	0338-03		178.4	178.4	—	—	—
Greige weft (circular) knit fabrics (excluding hosiery).....	0338-0301		178.4	178.4	—	—	—
Greige warp knit fabrics (excl hosiery).....	0338-04		153.5	153.9	154.0	2.4	0.1
Greige warp knit fabrics (excl hosiery).....	0338-0401		153.5	153.9	154.0	2.4	0.1
Tire cord and tire fabric.....	0339	06/84	135.1	136.0	135.9	0.1	-0.1
Tire cord and tire fabric.....	0339-01	06/84	135.1	136.0	135.9	0.1	-0.1
Tire cord and tire fabric.....	0339-0101	06/84	135.1	136.0	135.9	0.1	-0.1
Finished fabrics.....	034		154.6	154.3	153.8	0.0	-0.3
Finished broadwoven fabrics.....	0342		159.1	158.8	158.3	-0.6	-0.3
Finished cotton broadwoven fabrics.....	0342-01		149.8	149.2	149.1	-0.9	-0.1
Finished cotton broadwoven fabrics.....	0342-0104	12/94	132.6	132.1	132.0	-1.0	-0.1
Finished wool broadwoven fabrics and felts.....	0342-02		151.5	153.6	153.6	1.4	0.0
Finished wool broadwoven fabrics and felts.....	0342-0209	12/03	120.2	121.9	121.9	1.4	0.0
Finished manmade fiber, silk and other natural fiber (excl. cotton and wool) broadwoven fabrics.....	0342-03		166.7	166.4	165.6	-0.5	-0.5
Finished manmade fiber, silk and other natural fiber (excl. cotton and wool) broadwoven fabrics.....	0342-0304	12/94	137.2	137.0	136.3	-0.6	-0.5
Woven and braided narrow fabrics.....	0344		176.3	176.5	178.7	8.1	1.2
Woven and braided narrow fabrics.....	0344-02	06/84	176.3	176.5	178.7	8.1	1.2
Woven narrow fabrics.....	0344-0204	12/89	160.2	160.2	162.9	8.3	1.7
Braided narrow fabrics.....	0344-0205	12/08	129.9	130.5	130.1	7.4	-0.3
Nonwoven fabrics and felts.....	0345		168.5	167.5	165.6	-2.0	-1.1
Nonwoven fabrics and felts.....	0345-03		168.5	167.5	165.6	-2.0	-1.1
Nonwoven fabrics.....	0345-0321		166.4	164.9	162.8	-2.3	-1.3
Pressed, punched, or needled felts, except hats.....	0345-0333	12/01	125.0	128.4	127.7	0.4	-0.5
Coated fabrics, not rubberized.....	0346	06/85	198.1	198.3	198.8	1.3	0.3
Coated fabrics, not rubberized.....	0346-01	06/85	198.1	198.3	198.8	1.3	0.3
Vinyl coated fabrics, including expanded vinyl coated.....	0346-0102	06/85	188.9	189.5	190.2	0.7	0.4
Other coated or laminated fabrics and coated yarns, incl. impregnated.....	0346-0103	06/85	205.9	205.9	206.3	1.7	0.2
Screen printed textile materials, embroideries, and lace goods.....	0347	06/85	166.4	166.4	166.4	0.1	0.0
Screen printed textile materials and embroideries.....	0347-01	06/85	166.6	166.6	166.6	0.1	0.0
Embroideries and embroidery contractors (excluding Schiffli).....	0347-0103	12/11	104.9	104.9	104.9	0.4	0.0
Schiffli machine embroideries.....	0347-0105	06/85	164.5	164.5	164.5	0.0	0.0
Screen printing on garments, apparel accessories, and other fabric articles, except labels.....	0347-0108	12/85	163.5	163.5	163.5	0.1	0.0
Knit fabrics, finished in knitting mills.....	0348	12/03	117.6	118.4	118.3	1.8	-0.1
Finished weft (circular) knit fabrics (excluding hosiery).....	0348-01	12/03	132.9	134.5	134.5	0.9	0.0
Finished weft (circular) knit fabrics (excluding hosiery).....	0348-0101	12/03	132.9	134.5	134.5	0.9	0.0
Finished warp knit fabrics.....	0348-02	12/03	103.5	103.5	103.3	3.3	-0.2
Finished warp knit fabrics.....	0348-0201	12/03	103.5	103.5	103.3	3.3	-0.2
Apparel & other fabricated textile prods.....	038		147.6	148.1	148.0	0.7	-0.1
Apparel.....	0381		138.6	139.1	139.1	0.6	0.0
Miscellaneous apparel and accessories.....	0381-04	12/83	173.2	174.1	173.8	1.9	-0.2
Fur products.....	0381-0407	12/83	232.9	233.3	233.3	3.2	0.0
Men's and boys' fabric, straw, and felt hats.....	0381-0414	12/09	118.8	119.9	119.5	3.3	-0.3
Women's, girls', and infants' fabric, straw, and felt hats.....	0381-0415	12/09	123.3	123.3	123.3	-0.7	0.0
Hat bodies and fabric caps.....	0381-0416	12/09	121.5	121.5	121.9	4.6	0.3
Gloves and mittens.....	0381-0424	12/11	110.5	111.1	108.5	1.3	-2.3

See footnotes at end of table.

Table 9. Producer price indexes and percent changes for commodity and service groupings and individual items, not seasonally adjusted — Continued
 [1982=100 unless otherwise indicated]

Commodity	Commodity code	Other index base	Index			Percent change to Feb. 2015 from:	
			Oct. 2014 ¹	Jan. 2015 ¹	Feb. 2015 ¹	Feb. 2014	Jan. 2015
Leather and sheep-lined clothing.....	0381-0428	12/03	158.3	158.5	158.5	2.9	0.0
Apparel and accessories, n.e.c.....	0381-0441	12/85	149.9	150.9	150.8	1.3	-0.1
All other cut and sew apparel.....	0381-04411	06/09	107.9	108.5	108.5	1.7	0.0
Men's and boys' team sport uniforms.....	0381-044111	12/11	103.4	103.4	103.4	3.2	0.0
Women's and girls' team sport uniforms.....	0381-044113	12/11	100.2	-	-	-	-
Vestments and costumes.....	0381-044115	12/11	103.0	103.0	103.0	0.5	0.0
Apparel 50 pct or greater plastic or rubber, incl raincoats and rubber pants (excl wet suits).....	0381-044117	12/11	101.2	101.2	101.2	0.0	0.0
Fabricated apparel accessories.....	0381-04412	06/09	105.1	106.1	105.8	0.7	-0.3
All other apparel accessories.....	0381-044125	12/11	101.0	102.0	101.8	0.8	-0.2
Women's, girls', and infants' cut and sew apparel.....	0381-06	12/03	104.8	104.8	106.6	1.7	1.7
Women's and girls' knit shirts and blouses.....	0381-0601	12/03	105.7	104.3	107.6	2.8	3.2
Women's and girls' woven shirts and blouses.....	0381-0602	12/03	99.3	99.4	99.4	-1.3	0.0
Women's and girls' dresses.....	0381-0611	12/03	103.6	103.6	108.3	4.6	4.5
Women's and girls' skirts.....	0381-0623	12/03	117.4	117.5	117.5	0.3	0.0
Women's and girls' tailored jackets and vests, except fur and leather.....	0381-0624	12/03	128.6	128.6	128.5	0.9	-0.1
Women's and girls' slacks, jeans, & jean-cut casual slacks (exc sweatpants).....	0381-0631	12/03	99.2	99.6	99.3	0.3	-0.3
Women's and girls' swimwear.....	0381-0632	12/03	108.3	108.3	108.3	-0.7	0.0
Women's and girls' sweaters, including sweater vests.....	0381-0636	12/09	101.2	101.2	101.2	0.0	0.0
Women's and girls' shorts, including tennis skirts.....	0381-0637	12/09	103.5	104.2	-	-	-
Women's and girls' sweatpants, bodysuits, warm-up suits, rompers, & beachwear (exc. swimwear).....	0381-0638	12/09	108.7	109.8	109.8	1.0	0.0
Women's and girls' nontailored coats, jackets, vests, and service apparel.....	0381-0639	12/09	98.9	98.8	98.8	0.2	0.0
Women's and girls' underwear, except foundation garments.....	0381-0641	12/03	111.2	111.2	111.2	0.4	0.0
Women's and girls' nightwear, except robes.....	0381-0642	12/03	117.0	117.0	117.0	0.0	0.0
Women's and girls' robes and dressing gowns.....	0381-0645	12/03	199.8	199.8	199.8	0.0	0.0
Women's and girls' brassieres, corsets (exc. surgical), girdles, & combinations.....	0381-0646	12/03	156.0	160.1	159.9	2.6	-0.1
Infants' apparel.....	0381-0654	12/11	100.9	101.6	101.6	1.3	0.0
Men's and boys' cut and sew apparel.....	0381-07	12/03	114.7	115.0	111.6	-2.6	-3.0
Men's and boys' separate dress and sport trousers, pants, & slacks.....	0381-0701	12/03	114.8	114.8	114.8	-2.3	0.0
Men's and boys' jeans and jean-cut casual slacks.....	0381-0702	12/03	97.5	96.2	96.2	-5.1	0.0
Men's work shirts.....	0381-0711	12/03	104.5	108.0	107.3	2.9	-0.6
Men's work clothing and washable service apparel (excluding work shirts).....	0381-0712	12/03	115.3	114.9	112.5	-0.4	-2.1
Men's and boys' knit dress and sport shirts.....	0381-0721	12/03	151.3	151.7	123.6	-17.8	-18.5
Men's and boys' woven dress and sport shirts.....	0381-0722	12/03	119.7	119.7	120.0	-0.2	0.3
Men's and boys' suits, coats, and overcoats.....	0381-0735	12/13	100.3	100.4	100.8	0.8	0.4
Men's and boys' tailored suits, including dress uniforms.....	0381-07352	12/03	108.8	108.8	109.5	1.0	0.6
Men's and boys' tailored overcoats, dress and sport coats, and vests.....	0381-07353	12/08	105.1	105.3	105.3	0.2	0.0
Men's and boys' nontailored coats, jackets, and vests (exc. ski apparel & work jackets).....	0381-0741	12/03	107.4	108.7	108.8	2.4	0.1
Men's and boys' heavyweight nontailored coats, jackets, and vests.....	0381-07411	12/11	104.5	106.1	106.2	2.8	0.1
Men's and boys' lightweight nontailored coats, jackets, and vests.....	0381-07412	12/11	110.3	111.1	111.4	1.9	0.3
Men's and boys' shorts (including dress and athletic) and swimwear.....	0381-0742	12/03	95.4	95.4	95.4	0.0	0.0
Men's and boys' sweaters, sweatpants, beachwear (exc. swim), & ski apparel.....	0381-0743	12/03	112.5	113.8	113.8	1.4	0.0
Men's and boys' neckwear.....	0381-0751	12/03	107.3	107.9	107.9	0.7	0.0
Men's and boys' underwear, nightwear, and robes.....	0381-0761	12/03	126.2	126.5	125.7	2.5	-0.6
Apparel made in knitting mills.....	0381-08	12/03	109.8	110.6	110.6	0.5	0.0
Knit outerwear.....	0381-0807	06/05	112.1	115.2	115.2	2.9	0.0
Women's and girls' sheer finished pantyhose, including tights, all needle.....	0381-0821	12/03	120.0	-	-	-	-
Women's and girls' sheer finished hosiery.....	0381-0822	12/03	117.0	-	-	-	-
Men's finished seamless hosiery and socks.....	0381-0824	12/03	110.9	110.9	111.1	0.3	0.2
All other finished hosiery, other than sheer.....	0381-0825	12/03	109.3	109.3	109.3	1.1	0.0
Seamless hosiery (except sheer) shipped in the greige.....	0381-0826	12/03	106.4	105.4	104.9	-1.4	-0.5
Textile house furnishings.....	0382	12/03	160.2	162.2	161.5	0.9	-0.4
Textile house furnishings.....	0382-03	06/83	172.6	174.7	174.0	1.0	-0.4
Curtains and draperies.....	0382-0304	12/05	112.0	118.0	118.0	5.6	0.0
Other textiles, incl towels and bed textiles.....	0382-0312	06/05	133.2	134.0	133.3	0.2	-0.5
Fabricated textile products, made in weaving mills.....	0382-03121	06/11	102.6	102.2	102.2	-0.3	0.0
Other household textile products.....	0382-03122	06/11	119.0	119.8	119.1	0.3	-0.6
Bedspreads and bedsets.....	0382-031221	12/11	108.8	109.2	109.2	0.6	0.0
Sheets and pillowcases.....	0382-031223	12/11	99.9	99.8	99.9	0.0	0.1
Other household furnishings.....	0382-031226	12/11	123.6	124.7	123.8	0.2	-0.7
Industrial and other fabricated products.....	0383	12/03	167.1	166.6	166.7	0.5	0.1
Industrial and other fabricated products.....	0383-03	12/03	166.4	166.0	166.0	0.5	0.0
Rope, cordage, and twine.....	0383-0321	06/12	106.1	105.7	105.9	2.3	0.2
Duffle bags and knapsacks.....	0383-0333	06/10	114.4	114.4	114.4	0.0	0.0
All other textile bags.....	0383-0334	06/10	112.3	112.4	111.6	-0.3	-0.7
Canvas and related products.....	0383-0345	06/03	132.8	133.1	133.3	0.6	0.2
Fabricated textile products, n.e.c.....	0383-0351	12/85	134.1	133.2	133.3	0.2	0.1

See footnotes at end of table.

Table 9. Producer price indexes and percent changes for commodity and service groupings and individual items, not seasonally adjusted — Continued
 [1982=100 unless otherwise indicated]

Commodity	Commodity code	Other index base	Index			Percent change to Feb. 2015 from:	
			Oct. 2014 ¹	Jan. 2015 ¹	Feb. 2015 ¹	Feb. 2014	Jan. 2015
Fabricated flags, banners, and similar emblems.....	0383-03513	12/09	105.8	105.8	105.8	0.5	0.0
Fabricated textile products.....	0383-03515	12/09	112.0	110.4	110.4	0.0	0.0
Miscellaneous textile products/services.....	039	06/85	144.6	142.9	142.8	-3.4	-0.1
Textile materials n.e.c. and processed textile waste.....	0391	06/85	163.8	159.0	158.7	-8.3	-0.2
Textile fibers, yarns, and fabrics, n.e.c.....	0391-01	06/85	149.0	149.0	148.9	-0.1	-0.1
Textile fibers, yarns, and fabrics, n.e.c.....	0391-0105	12/11	101.2	101.2	101.2	0.0	0.0
Textile waste.....	0391-02	12/85	180.0	-	-	-	-
Recyclable textiles, including rags, textile scrap, and wiping cloths.....	0391-0204	06/06	132.0	-	-	-	-
Textile and fabric finishing, except broadwoven.....	0393	12/01	112.0	112.0	112.0	0.0	0.0
Textile and fabric finishing, except broadwoven.....	0393-01	12/01	112.0	112.0	112.0	0.0	0.0
Textile and fabric finishing, except broadwoven.....	0393-0111	12/03	111.7	111.7	111.7	0.0	0.0
Hides, skins, leather, and related products.....	04		232.5	227.9	224.7	1.7	-1.4
Hides and skins, incl. cattle.....	041		329.7	315.2	306.7	1.0	-2.7
Hides and skins, incl. cattle.....	0419	06/01	150.9	144.3	140.4	1.0	-2.7
Hides and skins, incl. cattle.....	0419-01	06/01	150.9	144.3	140.4	1.0	-2.7
Hides and skins, incl. cattle.....	0419-0108	06/01	150.9	144.3	140.4	1.0	-2.7
Leather.....	042		309.0	299.5	293.0	-0.8	-2.2
Finished and unfinished leather.....	0427	12/97	169.4	164.2	160.6	-0.8	-2.2
Finished and unfinished leather.....	0427-01	12/97	169.4	164.2	160.6	-0.8	-2.2
Finished and unfinished leather.....	0427-0102	12/03	141.3	137.0	134.0	-0.8	-2.2
Footwear.....	043		192.0	192.8	192.9	1.8	0.1
Men's nonathletic footwear.....	0431		217.0	218.5	218.7	0.8	0.1
Men's nonathletic footwear.....	0431-05	12/93	151.3	152.3	152.5	0.8	0.1
Men's nonathletic footwear.....	0431-0501	12/93	151.4	152.5	152.7	0.9	0.1
Women's nonathletic footwear.....	0432		161.9	162.1	162.1	3.6	0.0
Women's nonathletic footwear.....	0432-05	12/93	126.6	126.7	126.7	3.6	0.0
Women's nonathletic footwear.....	0432-0501	12/93	126.5	126.7	126.7	3.7	0.0
Other footwear including slippers.....	0439	12/02	121.6	120.2	119.3	4.5	-0.7
Other footwear including slippers.....	0439-01	12/02	121.6	120.2	119.3	4.5	-0.7
Other footwear including slippers.....	0439-0104	12/11	108.1	106.8	106.1	4.5	-0.7
Other leather and related products.....	044		181.1	182.4	182.5	4.6	0.1
Luggage and small leather goods.....	0441		166.5	167.7	167.8	2.3	0.1
Luggage and small leather goods.....	0441-01		166.5	167.7	167.8	2.3	0.1
Luggage.....	0441-0112	12/84	123.5	124.2	124.1	-0.4	-0.1
Women's & children's handbags & purses.....	0441-0128	06/82	171.2	171.5	171.8	4.1	0.2
Other personal leather goods.....	0441-0132	06/82	178.9	181.9	181.8	2.8	-0.1
Leather and leather-like goods, n.e.c.....	0445	06/85	186.6	188.0	188.0	8.7	0.0
Leather and leather-like goods, n.e.c.....	0445-01	06/85	186.6	188.0	188.0	8.7	0.0
All other leather goods.....	0445-0101	06/85	205.7	207.2	207.2	10.3	0.0
Boot and shoe cut stock and findings.....	0445-01011	12/11	105.5	105.5	-	-	-
All other miscellaneous leather goods.....	0445-01014	12/11	123.4	124.4	124.4	11.6	0.0
Leather belts.....	0445-0111	06/85	152.0	153.5	153.5	3.2	0.0
Fuels and related products and power.....	05		199.7	158.9	160.1	-26.0	0.8
Coal.....	051		195.9	200.4	198.3	-1.1	-1.0
Anthracite.....	0511		194.7	194.5	194.5	-0.3	0.0
Prepared anthracite shipped.....	0511-01		222.2	222.0	222.0	-0.3	0.0
Prepared anthracite shipped.....	0511-0117	12/86	228.9	228.7	228.6	-0.3	0.0
Unprepared anthracite shipped.....	0511-02		117.1	117.1	117.1	-0.6	0.0
Unprepared anthracite shipped.....	0511-0214	12/86	111.8	111.8	111.8	-0.5	0.0
Bituminous coal and Lignite.....	0512		195.8	200.3	198.2	-1.1	-1.0
Unprepared bituminous coal and Lignite.....	0512-08		148.3	154.1	149.8	-2.3	-2.8
Unprepared bituminous coal and Lignite.....	0512-081		148.3	154.1	149.8	-2.3	-2.8
Unprepared bituminous coal and lignite from surface mine.....	0512-0811	06/08	116.4	123.0	118.6	-1.8	-3.6
Unprepared bituminous coal and lignite from underground mine.....	0512-0812	06/08	101.9	103.6	101.7	-3.1	-1.8
Prepared bituminous coal and lignite.....	0512-09	12/01	210.5	214.8	213.2	-0.8	-0.7
Prepared bituminous coal & lignite, washed by wet-washing, pneumatic, or other.....	0512-091	12/01	234.4	233.4	231.4	-5.2	-0.9
Prepared bituminous coal & lignite surface mine, wet-washing, pneumatic, or other.....	0512-0911	06/08	115.8	119.5	117.3	0.0	-1.8
Prepared bituminous coal & lignite underground mine, wet-washing, pneumatic, or other.....	0512-0912	06/08	111.7	109.3	108.9	-7.6	-0.4
Prepared bituminous coal & lignite, mechanically crushed/screened/sized only.....	0512-092	12/01	198.4	209.1	207.9	5.3	-0.6

See footnotes at end of table.

Table 9. Producer price indexes and percent changes for commodity and service groupings and individual items, not seasonally adjusted — Continued
 [1982=100 unless otherwise indicated]

Commodity	Commodity code	Other index base	Index			Percent change to Feb. 2015 from:	
			Oct. 2014 ¹	Jan. 2015 ¹	Feb. 2015 ¹	Feb. 2014	Jan. 2015
Prepared bituminous coal & lignite surface mine, mechanically crushed/screened/sized only.....	0512-0921	06/08	139.7	140.9	139.9	0.4	-0.7
Prepared bituminous coal underground mine, mechanically crushed/screened/sized only.....	0512-0922	06/08	111.2	145.4	145.3	33.4	-0.1
Gas fuels.....	053		184.4	139.6	128.7	-51.9	-7.8
Natural gas.....	0531		160.4	127.7	113.4	-51.8	-11.2
Natural gas.....	0531-01		160.4	127.7	113.4	-51.8	-11.2
Natural gas.....	0531-0105	06/96	203.3	161.9	143.7	-51.8	-11.2
Liquefied petroleum gas.....	0532		229.4	142.2	153.0	-52.3	7.6
Liquefied petroleum gas.....	0532-01		229.4	142.2	153.0	-52.3	7.6
Isopentane and natural gasoline.....	0532-0102	06/09	118.2	73.8	89.0	-39.7	20.6
Propane.....	0532-0104		277.8	143.8	171.5	-61.8	19.3
Butane.....	0532-0105		193.1	116.2	116.8	-50.8	0.5
Ethane, gas mixtures and other natural gas liquids.....	0532-0108	06/09	67.0	49.1	46.3	-51.5	-5.7
Electric power.....	054		202.2	201.5	201.3	3.7	-0.1
Residential electric power.....	0541	12/90	170.7	171.6	171.2	4.6	-0.2
Residential electric power.....	0541-21	12/90	170.7	171.6	171.2	4.6	-0.2
Residential electric power.....	0541-2101	12/90	170.7	171.6	171.2	4.6	-0.2
Commercial electric power.....	0542		196.4	191.1	191.5	2.9	0.2
Commercial electric power.....	0542-21	12/90	171.9	167.2	167.6	2.9	0.2
Commercial electric power.....	0542-2101	12/90	171.9	167.2	167.6	2.9	0.2
Industrial electric power.....	0543		217.0	221.8	221.0	3.1	-0.4
Industrial electric power.....	0543-21	12/90	182.5	186.5	185.8	3.1	-0.4
Industrial electric power.....	0543-2101	12/90	182.5	186.5	185.8	3.1	-0.4
Transportation electric power.....	0546	12/10	107.1	108.2	108.4	2.8	0.2
Transportation electric power.....	0546-21	12/10	107.1	108.2	108.4	2.8	0.2
Transportation electric power.....	0546-2111	12/10	107.1	108.2	108.4	2.8	0.2
Utility natural gas.....	055	12/90	200.6	196.9	194.2	-9.0	-1.4
Residential natural gas.....	0551	12/90	201.7	197.5	192.4	-9.2	-2.6
Residential natural gas.....	0551-21	12/90	201.7	197.5	192.4	-9.2	-2.6
Residential natural gas.....	0551-2101	12/90	201.7	197.5	192.4	-9.2	-2.6
Commercial natural gas.....	0552	12/90	191.4	192.2	189.6	-6.2	-1.4
Commercial natural gas.....	0552-21	12/90	191.4	192.2	189.6	-6.2	-1.4
Commercial natural gas.....	0552-2101	12/90	191.4	192.2	189.6	-6.2	-1.4
Industrial natural gas.....	0553	12/90	176.0	181.7	175.4	-11.0	-3.5
Industrial natural gas.....	0553-21	12/90	176.0	181.7	175.4	-11.0	-3.5
Industrial natural gas.....	0553-2101	12/90	176.0	181.7	175.4	-11.0	-3.5
Natural gas to electric power.....	0554	12/90	175.0	169.0	169.8	-9.4	0.5
Natural gas to electric power.....	0554-21	12/90	175.0	169.0	169.8	-9.4	0.5
Natural gas to electric power.....	0554-2101	12/90	175.0	169.0	169.8	-9.4	0.5
Crude petroleum (domestic production).....	056		225.7	118.0	132.5	-53.4	12.3
Crude petroleum (domestic production).....	0561		225.7	118.0	132.5	-53.4	12.3
Crude petroleum (domestic production).....	0561-01		225.7	118.0	132.5	-53.4	12.3
Crude petroleum (domestic production).....	0561-0102	06/84	245.8	128.5	144.3	-53.4	12.3
Petroleum products, refined.....	057		260.2	163.3	168.5	-41.3	3.2
Gasoline.....	0571		257.0	150.8	158.8	-42.7	5.3
Unleaded premium gasoline.....	0571-03		272.5	162.2	177.0	-38.1	9.1
Unleaded premium gasoline.....	0571-0304	06/02	308.7	183.7	200.5	-38.1	9.1
Unleaded regular gasoline.....	0571-04		252.8	145.5	153.4	-44.1	5.4
Unleaded regular gasoline.....	0571-0404	06/02	303.8	174.8	184.3	-44.0	5.4
Unleaded mid-premium gasoline.....	0571-05	12/87	406.7	236.7	278.3	-37.9	17.6
Unleaded mid-premium gasoline.....	0571-0504	06/02	278.2	161.9	190.3	-37.9	17.5
Kerosene and jet fuels.....	0572		267.8	179.7	169.6	-43.2	-5.6
Kerosene.....	0572-02		274.2	162.0	182.1	-44.6	12.4
Kerosene.....	0572-0201		274.2	162.0	182.1	-44.6	12.4
Jet fuel.....	0572-03		268.2	180.8	169.5	-43.1	-6.3
Jet fuel.....	0572-0301		270.2	182.2	170.8	-43.1	-6.3
Light fuel oils.....	0573		271.4	174.7	182.9	-40.8	4.7
Home heating oil and distillates.....	0573-02		240.6	148.0	167.8	-39.6	13.4
Home heating oil and distillates.....	0573-0201		240.6	148.0	167.8	-39.6	13.4
No. 2 diesel fuel.....	0573-03		283.4	183.9	189.9	-41.0	3.3
No. 2 diesel fuel.....	0573-0302	06/85	354.8	230.3	237.7	-41.0	3.2

See footnotes at end of table.

Table 9. Producer price indexes and percent changes for commodity and service groupings and individual items, not seasonally adjusted — Continued
 [1982=100 unless otherwise indicated]

Commodity	Commodity code	Other index base	Index			Percent change to Feb. 2015 from:	
			Oct. 2014 ¹	Jan. 2015 ¹	Feb. 2015 ¹	Feb. 2014	Jan. 2015
Residual fuels (heavy fuel oils, incl. #5, #6, & other residual fuels).....	0574		235.9	144.9	132.7	-48.6	-8.4
Residual fuels (heavy fuel oils, incl. #5, #6, & other residual fuels).....	0574-07	06/85	346.5	212.8	194.9	-48.6	-8.4
Residual fuels (heavy fuel oils, incl. #5, #6, & other residual fuels).....	0574-0703	06/02	306.2	188.1	172.3	-48.6	-8.4
Finished lubricants.....	0576		404.1	399.6	394.7	-1.8	-1.2
Lubricating grease.....	0576-03		354.3	353.0	349.4	-0.5	-1.0
Lubricating grease not from petroleum refineries.....	0576-0303	06/85	346.6	345.3	341.8	-0.6	-1.0
Lubricating and similar oils.....	0576-04	06/85	381.9	377.4	372.7	-1.9	-1.2
Lubricating and similar oils not from petroleum refineries.....	0576-0401	06/85	369.8	365.4	360.9	-1.9	-1.2
Lubricating oil base stocks.....	0578	06/09	149.5	93.7	98.7	-45.7	5.3
Lubricating oil base stocks.....	0578-01	06/09	149.5	93.7	98.7	-45.7	5.3
Lubricating oil base stocks.....	0578-0121	06/09	149.5	93.7	98.7	-45.7	5.3
Asphalt and other petroleum and coal products, n.e.c.....	058	12/84	331.4	327.1	308.0	-9.1	-5.8
Asphalt and other petroleum and coal products, n.e.c.....	0581	12/84	331.4	327.1	308.0	-9.1	-5.8
Asphalt.....	0581-02	06/85	277.9	211.4	189.4	-24.6	-10.4
Asphalt.....	0581-0212	06/85	277.9	211.4	189.4	-24.6	-10.4
Other petroleum and coal products, including coke oven products, n.e.c.....	0581-03	12/84	626.3	666.0	634.4	-4.7	-4.7
Other petroleum and coal products, including coke oven products, n.e.c.....	0581-0319	12/84	626.3	666.0	634.4	-4.7	-4.7
Other petroleum and coal products, made in coke oven establishments.....	0581-03191	06/09	124.9	123.1	122.5	-3.7	-0.5
Chemicals and allied products.....	06		281.2	268.0	266.5	-5.6	-0.6
Industrial chemicals.....	061		284.6	246.4	241.8	-19.0	-1.9
Basic inorganic chemicals.....	0613		272.7	279.1	277.1	2.3	-0.7
Inorganic chemicals, other than alkalis and chlorine.....	0613-02		277.7	284.2	283.6	2.4	-0.2
Aluminum compounds.....	0613-0209	06/95	139.4	147.3	144.7	4.6	-1.8
Inorganic acids, inc. hydrochloric, sulfuric acid and other.....	0613-020T	12/08	104.1	103.5	101.2	6.2	-2.2
Sulfuric acid.....	0613-020T1	06/87	132.5	129.6	142.5	14.8	10.0
Lime.....	0613-0213		237.6	240.1	240.2	1.5	0.0
Potassium & sodium compounds, ex. bleaches.....	0613-0217	06/01	286.9	290.9	288.0	5.4	-1.0
Rock salt.....	0613-0271	12/84	327.0	336.2	335.5	10.8	-0.2
Other inorganic chemicals, nec.....	0613-0283	12/06	150.8	154.8	155.5	0.3	0.5
Potassium salts & boron.....	0613-0288	06/07	229.0	241.1	245.4	16.0	1.8
Alkalis and chlorine, including natural sodium carbonate and sulfate.....	0613-03		296.0	303.5	294.9	2.0	-2.8
Natural sodium carbonate and sulfate.....	0613-0301		194.8	196.8	199.3	3.7	1.3
Basic organic chemicals.....	0614		287.8	240.7	235.6	-22.8	-2.1
Primary basic organic chemicals.....	0614-01		339.5	233.4	226.4	-40.1	-3.0
Aromatics.....	0614-0197	06/01	356.2	246.6	235.4	-41.1	-4.5
Liquid refinery gases.....	0614-0198	06/01	302.7	206.4	202.3	-39.7	-2.0
Cyclic intermediate chemicals and dyes.....	0614-02		200.3	185.2	188.3	-6.1	1.7
Cyclic intermediate chemicals.....	0614-0281	06/01	187.2	172.2	175.4	-6.5	1.9
Synthetic organic dyes.....	0614-0282	06/01	100.0	97.5	97.3	-2.3	-0.2
Other basic organics.....	0614-03		227.6	222.1	218.0	-5.3	-1.8
Ethanol (ethyl alcohol).....	0614-0341		220.6	208.6	183.9	-26.4	-11.8
Other basic organics, n.e.c.....	0614-0399	06/87	233.3	228.5	226.5	-2.9	-0.9
Fatty acids.....	0614-03991	12/07	153.4	130.9	131.6	-	0.5
Bulk pesticides and other bulk synthetic organic agricultural chemicals, excluding preparation.....	0614-03992	12/07	176.6	172.5	-	-	-
Reagent and high-purity grades of organic chemicals refined from purchased technical grades.....	0614-03994	12/08	100.2	99.7	97.2	-	-2.5
Natural organic chemicals.....	0614-03995	12/08	116.0	114.3	115.7	-	1.2
Synthetic organic alcohols, mixed and unmixed.....	0614-03996	12/07	142.8	143.5	143.5	-	0.0
Synthetic organic chemicals for use as flavor and perfume materials.....	0614-03997	12/07	125.4	127.9	127.4	-	-0.4
Synthetic organic plasticizers.....	0614-03999	12/07	114.6	116.1	108.8	-	-6.3
Other synthetic organic chemicals.....	0614-0399A	12/07	77.6	76.5	75.7	-	-1.0
Miscellaneous end use chemicals and chemical products, excluding urea.....	0614-0399B	12/07	158.6	159.9	164.9	-	3.1
Miscellaneous cyclic and acyclic chemicals and chemical products, excluding fatty acid esters.....	0614-0399C	12/07	120.7	113.8	104.9	-	-7.8
Paints and allied products.....	062		276.1	272.4	279.5	1.2	2.6
Prepared paint.....	0621		277.0	274.6	275.8	0.5	0.4
Architectural coatings.....	0621-01		309.8	305.1	305.7	-1.1	0.2
Architectural coatings.....	0621-0104	12/03	169.9	167.4	167.7	-1.1	0.2
Exterior architectural coatings.....	0621-01041	12/12	100.6	98.9	99.2	-0.9	0.3
Interior architectural coatings.....	0621-01042	12/12	99.8	98.4	98.6	-1.2	0.2
OEM finishes excluding marine coatings.....	0621-02	06/83	195.8	194.8	196.3	1.3	0.8
OEM finishes excluding marine coatings.....	0621-0201	06/83	195.8	194.8	196.3	1.3	0.8
Transportation finishes, except powdered and high-solids coatings.....	0621-02011	12/12	105.0	105.1	105.4	0.4	0.3
All other product finishes for original equipment manufacturers (OEM), excluding marine coating.....	0621-02012	12/12	102.1	101.4	102.4	1.7	1.0

See footnotes at end of table.

Table 9. Producer price indexes and percent changes for commodity and service groupings and individual items, not seasonally adjusted — Continued
 [1982=100 unless otherwise indicated]

Commodity	Commodity code	Other index base	Index			Percent change to Feb. 2015 from:	
			Oct. 2014 ¹	Jan. 2015 ¹	Feb. 2015 ¹	Feb. 2014	Jan. 2015
Special purpose coatings, incl. marine, industrial & construction coatings.....	0621-03	06/83	353.5	353.7	355.1	2.8	0.4
Special purpose coatings, incl. marine, industrial & construction coatings.....	0621-0301	06/83	353.5	353.7	355.1	2.8	0.4
Automotive, other transportation and machinery refinish paints and enamels, including primers.....	0621-03011	12/12	107.1	108.0	108.4	5.0	0.4
Special purpose coatings, including all marine coatings and traffic marking paints.....	0621-03012	12/12	101.9	100.9	101.4	-0.3	0.5
Paint materials.....	0622		256.2	249.5	273.5	3.2	9.6
Paint colors.....	0622-02		214.1	206.2	229.8	3.3	11.4
Iron oxide pigments.....	0622-0206	06/83	235.4	238.3	238.3	2.3	0.0
Titanium pigments.....	0622-0209		224.2	209.0	252.1	4.0	20.6
Synthetic organic pigments.....	0622-0298	06/87	142.9	144.5	143.8	2.6	-0.5
Other inorganic pigments.....	0622-0299	06/83	255.9	255.3	256.5	1.9	0.5
Chrome colors.....	0622-02992	12/08	105.6	103.6	105.0	2.0	1.4
All other inorganic pigments.....	0622-02995	12/08	104.0	103.5	103.6	0.2	0.1
Kaolin and ball clay.....	0622-04		199.0	208.6	203.7	1.9	-2.3
Kaolin and ball clay.....	0622-0407		228.2	239.1	233.5	1.8	-2.3
Allied and miscellaneous paint products.....	0623	06/83	323.6	318.8	318.5	0.0	-0.1
Allied and miscellaneous paint products.....	0623-01	06/83	323.6	318.8	318.5	0.0	-0.1
Allied and miscellaneous paint products.....	0623-0104	12/03	183.2	180.5	180.3	-0.1	-0.1
Drugs and pharmaceuticals.....	063		473.9	486.8	487.3	5.7	0.1
Medicinal and botanical chemicals, drugs, and other products.....	0631		177.1	176.1	177.3	0.8	0.7
Medicinal and botanical chemicals, drugs, and other products.....	0631-02	06/82	177.1	176.1	177.4	0.8	0.7
Medicinal and botanical chemicals, drugs, and other products.....	0631-0203	06/82	177.1	176.1	177.4	0.8	0.7
Veterinary pharmaceutical preparations.....	0634		171.4	171.4	180.3	9.7	5.2
Veterinary pharmaceutical preparations.....	0634-03	12/87	170.3	170.3	179.1	9.7	5.2
Veterinary pharmaceutical preparations.....	0634-0302	06/01	129.8	129.8	136.6	9.7	5.2
Veterinary pharmaceutical preparations, prescription.....	0634-0302RX	12/09	117.9	117.9	122.8	9.0	4.2
Biological products, including diagnostics.....	0637		256.0	253.9	252.7	0.3	-0.5
Biological products, excluding diagnostics, for veterinary, industrial, and all other misc. use.....	0637-17	12/04	121.2	152.4	121.7	1.9	-20.1
Biological veterinary vaccines, bacterins, toxoids, other antigens, and other biologics.....	0637-1702	06/09	96.1	-	-	-	-
Diagnostics.....	0637-18	06/09	123.6	115.2	116.9	-3.5	1.5
In-vitro diagnostics.....	0637-1801		218.1	203.2	203.5	-4.3	0.1
Biological products for human use.....	0637-19	06/09	118.1	118.1	120.0	2.9	1.6
Pharmaceutical preparations.....	0638	06/01	199.2	206.8	207.0	7.1	0.1
Pharmaceuticals affecting neoplasms, the endocrine system, & metabolic diseases.....	0638-01	06/01	201.2	208.3	207.6	6.1	-0.3
Cancer therapy products.....	0638-0102	12/09	89.6	90.7	90.7	3.8	0.0
Insulin/antidiabetes products.....	0638-0103	12/09	186.9	202.5	202.5	18.1	0.0
Hormones and oral contraceptives.....	0638-0105	12/09	135.2	140.5	138.7	3.8	-1.3
Pharmaceuticals acting on the central nervous system and the sense organs.....	0638-02	06/01	227.5	235.6	237.3	7.9	0.7
Analgesics.....	0638-0202	12/09	191.5	207.5	215.5	25.8	3.9
Analgesics, over-the-counter.....	0638-0202OC	06/81	250.1	250.7	250.3	1.0	-0.2
Analgesics, prescription.....	0638-0202RX	06/81	1,618.9	1,760.9	1,831.7	27.3	4.0
Psychotherapeutics.....	0638-0203	12/09	141.6	146.6	146.7	4.6	0.1
Antidepressants.....	0638-02031	12/09	164.7	162.7	162.9	-0.1	0.1
Other psychotherapeutics, including tranquilizers.....	0638-02032	12/09	133.4	144.8	144.8	9.7	0.0
Anticonvulsants.....	0638-0204	12/09	145.3	151.0	151.0	11.9	0.0
Other central nervous system and sense organs.....	0638-0205	12/09	137.5	139.8	140.2	4.1	0.3
Pharmaceuticals acting on the cardiovascular system.....	0638-03	06/01	234.3	250.1	248.4	9.4	-0.7
Anticoagulants.....	0638-0302	12/09	128.4	128.4	128.4	4.8	0.0
ACE inhibitors.....	0638-0303	12/09	124.6	124.6	124.6	-6.5	0.0
Calcium channel blockers and other vasodilators.....	0638-0304	12/09	205.5	201.7	189.7	3.4	-5.9
Other cardiovascular preparations.....	0638-0305	12/09	172.9	189.0	189.0	11.3	0.0
Pharmaceuticals acting on the respiratory system.....	0638-04	06/01	188.9	197.6	197.5	8.6	-0.1
Antihistamines and bronchodilators, including antiasthmatics.....	0638-0402	12/07	156.5	159.5	159.5	4.8	0.0
Other respiratory preparations.....	0638-0403	12/07	144.8	155.5	155.3	12.6	-0.1
Other respiratory preparations, over-the-counter.....	0638-0403OC	12/07	113.8	115.3	114.5	0.6	-0.7
Other respiratory preparations, prescription.....	0638-0403RX	12/07	153.4	166.6	166.6	15.2	0.0
Pharmaceuticals acting on the digestive or the genito-urinary systems.....	0638-05	06/01	180.8	181.9	181.7	1.5	-0.1
Antispasmodic/antisecretory.....	0638-0502	12/09	91.3	91.3	-	-	-
Other digestive or genito-urinary preparations.....	0638-0503	12/09	123.9	124.8	124.8	2.2	0.0
Other digestive or genito-urinary preparations, over-the-counter.....	0638-0503OC	06/01	122.9	124.4	123.8	4.1	-0.5
Other digestive or genito-urinary preparations, prescription.....	0638-0503RX	06/01	183.4	184.6	184.6	1.9	0.0
Antacids.....	0638-0504	12/09	95.8	96.1	95.9	0.1	-0.2
Pharmaceuticals acting on the skin.....	0638-06	06/01	179.5	184.0	183.5	0.3	-0.3

See footnotes at end of table.

Table 9. Producer price indexes and percent changes for commodity and service groupings and individual items, not seasonally adjusted — Continued
 [1982=100 unless otherwise indicated]

Commodity	Commodity code	Other index base	Index			Percent change to Feb. 2015 from:	
			Oct. 2014 ¹	Jan. 2015 ¹	Feb. 2015 ¹	Feb. 2014	Jan. 2015
Emollients and protectives, including burn remedies.....	0638-0602	12/09	101.2	106.0	104.7	3.5	-1.2
Other pharmaceutical preparations acting on the skin.....	0638-0603	12/09	117.6	118.6	118.5	-2.2	-0.1
Other pharmaceutical preparations acting on the skin, over-the-counter.....	0638-0603OC	12/09	96.2	96.9	96.6	0.4	-0.3
Other pharmaceutical preparations acting on the skin, prescription.....	0638-0603RX	12/09	164.7	—	—	—	—
Anti-acne preparations.....	0638-0604	12/09	101.5	108.1	—	—	—
Anti-acne preparations, prescription.....	0638-0604RX	12/09	102.4	—	—	—	—
Vitamin, nutrient, and hematinic preparations.....	0638-07	06/01	129.4	130.1	130.5	7.1	0.3
Multivitamins.....	0638-0702	12/09	103.6	104.7	104.2	1.1	-0.5
Other vitamins and nutrients.....	0638-0703	12/09	122.3	122.7	123.4	10.5	0.6
Other vitamins and nutrients, over-the-counter.....	0638-0703OC	06/01	109.4	109.5	110.7	3.6	1.1
Other vitamins and nutrients, prescription.....	0638-0703RX	06/01	237.8	239.3	239.3	21.9	0.0
Pharmaceuticals affecting parasitic and infective diseases.....	0638-08	06/01	202.8	212.8	214.1	9.3	0.6
Broad and medium spectrum antibiotics.....	0638-0802	12/09	135.8	152.0	152.0	33.9	0.0
Systemic antivirals.....	0638-0803	12/09	142.0	148.1	149.4	6.0	0.9
Other parasitic and infective diseases.....	0638-0804	12/09	135.8	135.8	135.8	2.0	0.0
Fats and oils, inedible.....	064		226.9	223.7	221.6	-13.7	-0.9
Fats and oils, inedible.....	0641		226.9	223.7	221.6	-13.7	-0.9
Fats and oils, inedible.....	0641-01		226.9	223.7	221.6	-13.7	-0.9
Soybean oil, processed for inedible purposes.....	0641-0131	06/95	141.4	138.7	139.5	-14.7	0.6
Crude soybean oil, degummed.....	0641-01311	12/07	93.1	88.9	90.8	-14.4	2.1
Soybean oil, all other types.....	0641-01312	12/07	83.5	85.5	83.9	-15.2	-1.9
Lard, inedible tallow, and grease, except wool grease.....	0641-0132	06/02	269.1	270.6	252.3	-9.2	-6.8
Agricultural chemicals and chemical products.....	065		235.3	226.9	234.1	0.8	3.2
Mixed fertilizers.....	0651		187.6	191.1	190.6	-1.7	-0.3
Mixed fertilizers.....	0651-05	06/86	198.0	201.7	201.1	-1.7	-0.3
Mixed fertilizers.....	0651-0501	06/86	198.0	201.7	201.1	-1.7	-0.3
Mixed fertilizers, made in plants which manufacture fertilizer materials.....	0651-05011	12/09	—	160.0	156.3	—	-2.3
Mixed fertilizers, dry, mixing only.....	0651-05012	12/09	—	101.7	102.5	—	0.8
Mixed fertilizers, liquid, mixing only.....	0651-05013	12/09	—	121.7	121.7	—	0.0
Fertilizer materials.....	0652		272.7	266.0	272.8	4.0	2.6
Nitrogenates.....	0652-01		318.9	320.7	321.7	-2.2	0.3
Fertilizer materials of organic origin.....	0652-0137	12/93	225.3	212.1	212.0	1.6	0.0
Synthetic ammonia, nitric acid, ammonium compounds, and urea.....	0652-013A	12/14	—	100.4	100.7	—	0.3
Synthetic ammonia, nitric acid, and ammonium compounds.....	0652-013A5	06/03	222.1	—	—	—	—
Urea.....	0652-013A6		196.9	—	—	—	—
Phosphates.....	0652-02		238.5	224.8	236.6	11.9	5.2
Phosphoric acid, 52-54 percent APA, superphosphates and other phosphate fertilizer materials.....	0652-026A	12/14	—	97.4	102.4	—	5.1
Superphosphates and other phosphate fertilizer materials.....	0652-026A2	06/03	229.4	—	—	—	—
Other agricultural chemicals.....	0653		187.5	175.3	184.2	-1.6	5.1
Other agricultural chemicals.....	0653-01		187.5	175.3	184.2	-1.6	5.1
Lawn and garden pesticides and chemicals.....	0653-0107	06/03	132.2	134.9	132.8	-1.0	-1.6
Household and institutional pesticides & chemicals.....	0653-0108	06/03	133.5	134.1	134.7	1.3	0.4
Agricultural and commercial pesticides and chemicals.....	0653-0109	06/03	125.2	113.7	121.9	-2.5	7.2
Plastic resins and materials.....	066		263.0	246.8	240.8	-5.1	-2.4
Thermoplastic resins and plastics materials.....	0662		269.0	249.7	243.6	-5.8	-2.4
Thermoplastic resins and plastics materials.....	0662-12	12/03	186.9	173.5	169.3	-5.7	-2.4
Thermoplastic resins and plastics materials.....	0662-1201	12/03	186.9	173.5	169.3	-5.7	-2.4
Thermosetting resins and plastics materials.....	0663		245.7	246.1	239.9	-1.1	-2.5
Thermosetting resins and plastics materials.....	0663-06	12/98	175.1	175.4	170.9	-1.2	-2.6
Thermosetting resins and plastics materials.....	0663-0601	12/98	175.1	175.4	170.9	-1.2	-2.6
Other chemicals and allied products.....	067		194.2	193.8	194.0	0.8	0.1
Soaps and detergents.....	0671		175.3	175.3	174.7	0.5	-0.3
Soaps and detergents.....	0671-04	06/83	168.4	168.4	167.7	0.4	-0.4
Soaps and detergents, commercial, industrial, & institutional.....	0671-0401	06/83	226.5	226.5	226.5	1.1	0.0
Hard surface soaps and detergents, commercial, industrial, & institutional.....	0671-040101	12/11	98.1	98.1	98.1	0.0	0.0
Commercial, industrial, and institutional laundry detergents.....	0671-040102	12/11	104.8	104.8	104.8	1.1	0.0
Commercial, industrial, and institutional dishwashing detergents.....	0671-040103	12/11	107.0	107.0	107.0	1.2	0.0
Commercial, industrial, and institutional metal cleaners.....	0671-040104	12/11	107.6	107.6	—	—	—
Dairy, farm, and food plant cleaners, sanitizers, etc.....	0671-040106	12/11	105.4	105.4	105.4	0.4	0.0
Commercial, industrial, and institutional soaps, excluding specialty cleaners.....	0671-040107	12/11	101.9	101.2	101.3	1.9	0.1
Household detergents.....	0671-0402		151.8	151.8	151.8	0.0	0.0
Soaps, excluding specialty cleaners, household.....	0671-0403	06/83	188.3	188.3	184.5	0.3	-2.0
Polish and other sanitation goods.....	0672	06/83	174.5	175.5	175.6	1.7	0.1
Polish and other sanitation goods.....	0672-01	06/83	174.5	175.5	175.6	1.7	0.1

See footnotes at end of table.

Table 9. Producer price indexes and percent changes for commodity and service groupings and individual items, not seasonally adjusted — Continued
 [1982=100 unless otherwise indicated]

Commodity	Commodity code	Other index base	Index			Percent change to Feb. 2015 from:	
			Oct. 2014 ¹	Jan. 2015 ¹	Feb. 2015 ¹	Feb. 2014	Jan. 2015
Polishing preparations and related products.....	0672-0103	06/83	218.8	220.8	220.8	3.4	0.0
Specialty cleaning and sanitation products (including household bleaches).....	0672-0104	06/07	108.0	108.5	108.7	1.2	0.2
Air and room fresheners.....	0672-01043	12/11	105.1	—	—	—	—
Specialty cleaning and sanitation products.....	0672-01044	12/11	102.7	103.6	103.5	2.0	-0.1
Household bleaches, disinfectants, and laundry fabric softeners.....	0672-01049	12/11	103.3	103.8	104.0	1.3	0.2
Cosmetics and other toilet preparations.....	0675		160.9	161.2	161.2	1.1	0.0
Shaving preparations.....	0675-02		139.2	139.2	139.2	0.0	0.0
Shaving preparations.....	0675-0206	06/99	123.1	123.1	123.1	0.0	0.0
Perfumes, toilet waters, and colognes.....	0675-03		172.4	172.4	172.7	0.6	0.2
Perfumes, toilet waters, and colognes.....	0675-0306	06/99	107.5	107.5	107.7	0.7	0.2
Hair preparations (including shampoos).....	0675-04		180.4	180.9	180.8	3.6	-0.1
Hair preparations (including shampoos).....	0675-0407	06/99	133.5	133.9	133.8	3.6	-0.1
Hair preparations (including shampoos), excluding hair tonics.....	0675-040701	12/11	116.6	116.8	116.8	3.7	0.0
Hair tonics, including hair and scalp conditioners.....	0675-040702	12/11	101.4	101.8	101.7	3.2	-0.1
Dentifrices.....	0675-05		130.8	129.3	129.3	-0.5	0.0
Mouthwashes, gargles, and rinses.....	0675-0504	12/11	101.2	100.0	100.0	-0.5	0.0
Creams, lotions and oils, excluding shaving, hair, and deodorant.....	0675-14	06/99	116.9	118.0	117.6	0.9	-0.3
Creams, lotions and oils, excluding shaving, hair, and deodorant.....	0675-1401	06/99	116.9	118.0	117.6	0.9	-0.3
Other cosmetics and toilet preparations.....	0675-15	06/99	109.6	109.7	110.0	0.4	0.3
Other cosmetics and toilet preparations.....	0675-1501	06/99	109.6	109.7	110.0	0.4	0.3
Misc. chemical prod. and preparations.....	0679		230.4	229.0	229.7	0.5	0.3
Explosives, propellants, and blasting accessories.....	0679-02		213.3	221.1	222.8	0.0	0.8
Explosives, propellants, and blasting accessories.....	0679-0234	12/03	131.1	135.9	136.9	0.0	0.7
Industrial gases.....	0679-03		218.8	216.6	223.0	2.1	3.0
Carbon dioxide.....	0679-0302		289.4	285.0	306.8	1.9	7.6
Nitrogen.....	0679-0303		155.0	155.9	159.8	4.4	2.5
Oxygen.....	0679-0304		258.6	239.9	259.8	0.8	8.3
Argon and hydrogen.....	0679-0309	06/09	106.7	105.8	109.7	4.1	3.7
Other industrial gases (including fluorocarbon).....	0679-0312	06/09	130.8	131.1	131.1	-1.0	0.0
Adhesives and sealants.....	0679-04	12/83	251.2	252.8	252.6	1.0	-0.1
Synthetic resin and rubber adhesives.....	0679-0402	12/83	263.0	264.2	264.2	1.0	0.0
Nonstructural caulking compounds and sealants.....	0679-040A	12/11	104.5	105.9	105.6	1.4	-0.3
Surface active agents.....	0679-05	12/83	259.5	255.3	255.4	1.2	0.0
Textile and leather assistants and finishes.....	0679-0501	12/83	184.7	188.3	187.5	0.5	-0.4
Surfactants (bulk surface active agents).....	0679-0502	12/83	280.6	275.2	275.3	1.3	0.0
Gum and wood chemicals, including wood distillation products.....	0679-06	06/84	403.5	401.7	402.6	0.2	0.2
Gum and wood chemicals, including wood distillation products.....	0679-0607	12/03	263.4	262.3	262.8	0.2	0.2
Other miscellaneous chemical products.....	0679-09		207.2	205.4	204.4	-0.6	-0.5
Salt, evaporated and solar.....	0679-0904	06/85	178.3	180.2	179.6	4.6	-0.3
Carbon black.....	0679-0918	12/83	355.8	304.9	291.0	-19.2	-4.6
Printing ink.....	0679-0919	06/84	195.6	196.8	195.6	1.4	-0.6
Letterpress printing inks.....	0679-09191	12/11	99.5	99.5	99.5	0.0	0.0
Gravure printing inks.....	0679-09192	12/11	102.8	102.8	102.8	0.0	0.0
Lithographic and offset printing inks.....	0679-09193	12/11	102.6	102.6	102.5	0.2	-0.1
News and nonheat web offset printing inks.....	0679-091931	12/11	103.2	—	—	—	—
Publication and commercial web inks.....	0679-091932	12/11	102.1	102.1	102.1	0.3	0.0
Sheet-fed general inks.....	0679-091933	12/11	102.8	102.8	102.8	0.8	0.0
Sheet-fed packaging inks.....	0679-091934	12/11	102.4	102.4	102.2	0.1	-0.2
Flexographic printing inks.....	0679-09194	12/11	103.5	103.6	103.5	0.2	-0.1
Nonimpact/digital inks.....	0679-09195	12/11	108.8	112.8	108.8	6.3	-3.5
All other printing inks.....	0679-09196	12/11	103.3	103.3	103.5	2.5	0.2
Water-treating compounds.....	0679-0961	06/85	182.4	182.7	182.7	0.9	0.0
Automotive chemicals.....	0679-0991	06/09	106.4	102.2	101.5	-3.8	-0.7
Other chemical preparations, n.e.c.....	0679-0999	06/85	239.0	241.7	242.3	2.0	0.2
Rubber and plastic products.....	07		190.5	189.4	188.8	-0.6	-0.3
Rubber and rubber products.....	071		178.9	176.3	174.2	-4.0	-1.2
Synthetic rubber, inc. styrene-butadiene rubber (SBR) and ethylene propylene.....	0711		220.8	206.9	194.3	-14.4	-6.1
Synthetic rubber, inc. styrene-butadiene rubber (SBR) and ethylene propylene.....	0711-02		222.0	208.0	195.3	-14.4	-6.1
Synthetic rubber, inc. styrene-butadiene rubber (SBR) and ethylene propylene.....	0711-0224	06/03	175.9	164.8	154.7	-14.4	-6.1
Tires, tubes, tread, & repair materials.....	0712		150.7	150.9	150.9	-2.4	0.0
Tires.....	0712-01		147.5	147.7	147.7	-2.5	0.0
Pneumatic tires (including passenger, truck, bus, tractor, industrial, and other tires).....	0712-010		147.5	147.7	147.7	-2.6	0.0
Passenger car pneumatic tires.....	0712-0104	12/03	154.8	153.5	153.5	-3.2	0.0
Truck and bus (including off-the-highway) pneumatic tires.....	0712-0105		144.6	146.5	146.5	-1.8	0.0
Tread rubber, tire sundries, and repair materials.....	0712-03		214.1	214.8	—	—	—
Tread rubber, tire sundries, and repair materials.....	0712-0354	12/03	154.1	154.5	—	—	—

See footnotes at end of table.

Table 9. Producer price indexes and percent changes for commodity and service groupings and individual items, not seasonally adjusted — Continued
 [1982=100 unless otherwise indicated]

Commodity	Commodity code	Other index base	Index			Percent change to Feb. 2015 from:	
			Oct. 2014 ¹	Jan. 2015 ¹	Feb. 2015 ¹	Feb. 2014	Jan. 2015
Miscellaneous rubber products.....	0713		195.8	195.1	195.4	0.0	0.2
Rubber and plastics footwear, including athletic footwear.....	0713-01		144.3	144.4	144.4	0.1	0.0
Rubber and plastics footwear, including athletic footwear.....	0713-0109	12/11	107.6	107.6	107.6	0.0	0.0
Rubber and plastic belts and belting.....	0713-03		260.5	258.9	258.9	-0.6	0.0
Flat rubber and plastics belts and belting.....	0713-0371	12/03	228.1	226.0	226.0	-1.1	0.0
Rubber and plastics belt and belting, except flat rubber.....	0713-0372	12/03	125.4	125.6	125.6	0.4	0.0
Rubber and plastics hose.....	0713-04		239.8	233.6	234.3	-2.3	0.3
Rubber and plastics hose.....	0713-0411	12/11	106.3	103.6	103.9	-2.3	0.3
Industrial rubber and plastics hose without fittings.....	0713-04116	12/11	107.0	107.1	107.1	1.2	0.0
Rubber and plastics water hose (incl. fire, irrigation, etc.).....	0713-04117	12/11	109.0	109.0	109.1	-0.5	0.1
Hose for on/off-highway motor vehicles (rubber/other materials).....	0713-04118	12/11	105.3	98.4	98.5	-7.0	0.1
Rubber and plastics inner tube type air hose.....	0713-04119	12/11	107.0	107.0	107.0	1.1	0.0
All other pneumatic and hydraulic hose, without fittings.....	0713-0411A	12/11	111.5	111.6	113.6	1.9	1.8
Miscellaneous rubber products, n.e.c.....	0713-06	06/83	175.7	175.8	176.1	0.5	0.2
All other industrial rubber products.....	0713-0604	06/83	266.5	266.3	266.9	1.7	0.2
All other miscellaneous rubber goods.....	0713-0606	06/83	190.9	191.1	191.1	0.2	0.0
Rubber floor and wall coverings.....	0713-0608	06/83	170.6	170.6	170.6	-0.2	0.0
Rubber compounds or mixtures for sale or interplant transfer.....	0713-0612	06/83	217.8	218.8	219.7	1.2	0.4
Rubber druggist and medical sundries, excl. household gloves.....	0713-0616	12/03	129.4	132.3	132.3	3.2	0.0
Rubber products for mechanical use.....	0713-0617	12/04	114.4	114.4	114.3	-0.6	-0.1
Molded rubber mechanical goods automotive.....	0713-06171	12/11	96.9	97.1	96.9	-1.5	-0.2
Molded rubber mechanical goods, transportation/off-highway.....	0713-06172	12/11	102.2	101.6	101.6	0.8	0.0
Other molded rubber mechanical goods (excluding tubing).....	0713-06179	12/11	103.0	103.0	103.0	0.2	0.0
Extruded rubber mechanical goods, excluding tubing.....	0713-0617A	12/11	100.7	100.7	100.7	0.0	0.0
Rubber coated fabrics and garments.....	0713-0618	06/06	142.9	142.8	142.7	-0.1	-0.1
Plastic products.....	072		201.7	201.1	201.0	0.5	0.0
Plastic construction products.....	0721		212.6	210.2	212.3	1.1	1.0
Plastic construction products.....	0721-06		212.6	210.2	212.3	1.1	1.0
Plastics pipe.....	0721-0603	12/05	111.8	107.7	109.4	-0.5	1.6
Plastics drain, waste, and vent pipe.....	0721-06031	12/11	100.8	95.3	98.3	-1.4	3.1
Plastics water pipe.....	0721-06033	12/11	110.2	104.3	108.5	1.0	4.0
Plastics industrial and mining pipe (Incl. chemical processing, food processing).....	0721-06035	12/11	108.1	106.0	106.1	-1.7	0.1
All other plastics pipe (incl. oil, gas, sewer, stormdrain, water main, and other).....	0721-06039	12/11	146.6	144.1	142.7	-0.8	-1.0
Plastics pipe fittings and unions.....	0721-0604	12/05	141.4	141.7	145.1	3.0	2.4
Plastics plumbing fixtures.....	0721-0605	12/05	118.3	118.3	118.5	1.5	0.2
Other plastic construction products.....	0721-0606		194.9	194.4	195.8	1.6	0.7
Building & construction fabricated plastics products (excl foam, plumbing fixtures, hardware).....	0721-06063	06/08	111.6	111.3	112.2	1.3	0.8
Unsupported plastic film, sheet and other shapes.....	0722		220.0	217.7	216.4	-1.0	-0.6
Unsupported plastic film, sheet and other shapes.....	0722-05	12/82	218.0	215.7	214.4	-1.0	-0.6
Unsupported plastic film, sheet and other shapes.....	0722-0501	12/82	218.0	215.7	214.4	-1.0	-0.6
Unlaminated polyethylene film and sheet.....	0722-05011	12/11	106.5	104.3	104.0	0.9	-0.3
Unlaminated vinyl and vinyl copolymer film and sheet.....	0722-05013	12/11	102.1	101.6	101.6	0.8	0.0
Miscellaneous unlaminated plastics film and sheet.....	0722-05014	12/11	99.2	98.6	97.1	-2.9	-1.5
Laminated plastic sheets, rods, and tubes.....	0723		202.8	203.8	203.4	1.8	-0.2
Laminated plastic sheets, rods, and tubes.....	0723-04		203.1	204.1	203.6	1.7	-0.2
Laminated plastic sheets, rods, and tubes.....	0723-0401	12/82	209.0	210.1	209.6	1.7	-0.2
Parts for manufacturing from plastics.....	0726		149.9	150.3	150.3	1.6	0.0
Parts for transportation equipment.....	0726-01		143.1	143.4	143.4	1.5	0.0
Parts for transportation equipment.....	0726-0105	12/82	141.9	142.3	142.3	1.6	0.0
Transportation fabricated plastics products (excluding foam & reinforced plastics).....	0726-01052	12/11	110.1	110.5	110.5	1.7	0.0
Other parts and components for manufacturing.....	0726-02		137.1	137.1	137.1	0.4	0.0
Other parts and components for manufacturing.....	0726-0205	12/82	137.2	137.2	137.2	0.4	0.0
Electrical & electronic fabricated plastics (excl foam & reinforced plastics).....	0726-02052	12/11	98.5	98.5	98.5	-0.1	0.0
Industrial machinery plastics products, excl foam (incl gears, bearings, bushings, cams).....	0726-02054	12/11	101.3	101.2	101.2	0.0	0.0
Foam components for furniture.....	0726-03	12/82	242.4	244.1	243.5	4.9	-0.2
Foam components for furniture.....	0726-0305	12/99	178.6	179.9	179.4	4.9	-0.3
Other plastic products.....	0729	12/82	232.6	231.2	231.5	0.4	0.1
Other plastic products.....	0729-01	12/82	232.6	231.2	231.5	0.4	0.1
Custom compounding of purchased plastic resins (incl color concentrates and resin pellets).....	0729-0196	12/99	167.7	167.0	166.8	0.6	-0.1
All other reinforced and fiberglass plastics products.....	0729-0197	12/99	167.0	165.4	166.3	0.2	0.5
Products made of foam other than polystyrene or polyurethane.....	0729-0198	12/99	126.9	127.0	127.0	0.5	0.0
Plastic packaging products.....	072A	12/06	115.0	114.5	114.2	-2.0	-0.3

See footnotes at end of table.

Table 9. Producer price indexes and percent changes for commodity and service groupings and individual items, not seasonally adjusted — Continued
 [1982=100 unless otherwise indicated]

Commodity	Commodity code	Other index base	Index			Percent change to Feb. 2015 from:	
			Oct. 2014 ¹	Jan. 2015 ¹	Feb. 2015 ¹	Feb. 2014	Jan. 2015
Plastic packaging products.....	072A-01	12/06	115.0	114.5	114.2	-2.0	-0.3
Plastic packaging products.....	072A-0101	12/06	115.0	114.5	114.2	-2.0	-0.3
Other plastic packaging products, exc film, sheet, foam and bottles.....	072A-01012	12/09	110.0	110.6	110.5	-1.1	-0.1
Packaging polyurethane foam products.....	072A-01013	12/09	154.2	154.7	155.9	5.3	0.8
Plastic bottles.....	072A-01014	12/09	114.6	111.8	111.0	-5.5	-0.7
Polystyrene foam food containers.....	072A-01015	12/11	108.6	112.2	112.2	8.0	0.0
Polystyrene foam protective shipping pads/shaped cushioning/other foam packaging supplies.....	072A-01016	12/11	104.7	105.0	105.2	4.8	0.2
Consumer, institutional, and commercial products, n.e.c.....	072B	12/06	129.8	131.7	131.4	3.1	-0.2
Consumer, institutional, and commercial products, n.e.c.....	072B-01	12/06	129.8	131.7	131.4	3.1	-0.2
Consumer, institutional, and commercial products, n.e.c.....	072B-0101	12/06	129.8	131.7	131.4	3.1	-0.2
Plastics dinnerware, tableware, kitchenware, & oven-microwave ware (excluding foam & cups).....	072B-01014	12/07	128.3	128.0	128.3	1.8	0.2
Consumer/institutional/commercial fabricated plastics products.....	072B-01015	12/07	126.7	128.8	128.3	3.3	-0.4
Recyclable plastics.....	072C	12/11	95.0	87.5	82.9	-8.4	-5.3
Recyclable plastics.....	072C-01	12/11	95.0	87.5	82.9	-8.4	-5.3
Recyclable plastics.....	072C-0101	12/11	95.0	87.5	82.9	-8.4	-5.3
Lumber and wood products.....	08		225.6	225.4	224.6	1.1	-0.4
Lumber.....	081		214.0	209.5	207.4	-3.4	-1.0
Softwood lumber.....	0811		205.0	202.1	198.9	-4.5	-1.6
Softwood cut stock and dimension.....	0811-05		206.9	209.1	208.7	1.0	-0.2
Softwood cut stock and dimension.....	0811-0503		220.8	223.1	222.7	1.0	-0.2
Softwood lumber, not edge worked.....	0811-06	12/03	113.0	110.8	108.8	-5.7	-1.8
Softwood lumber, not edge worked.....	0811-0601	12/03	113.0	110.8	108.8	-5.7	-1.8
Softwood rough lumber, made in sawmills.....	0811-06011	06/12	117.5	119.2	117.3	-1.3	-1.6
Softwood dressed lumber, less than 2 inches in nominal thickness.....	0811-06012	06/12	115.9	108.8	108.9	-2.9	0.1
Softwood dressed 2-inch lumber, 2 inches in nominal thickness only.....	0811-06013	06/12	120.0	116.7	113.8	-9.5	-2.5
Softwood dressed lumber and timbers, more than 2 inches in nominal thickness.....	0811-06014	06/12	115.7	114.0	112.7	0.3	-1.1
Softwood lumber, made from purchased lumber.....	0811-07	12/03	126.7	128.6	128.0	2.7	-0.5
Softwood lumber, made from purchased lumber.....	0811-0701	12/03	126.7	128.6	128.0	2.7	-0.5
Hardwood lumber.....	0812		240.5	233.2	232.6	-2.1	-0.3
Hardwood cut stock and dimension.....	0812-03		270.0	263.7	263.7	-2.2	0.0
Hardwood cut stock and dimension.....	0812-0311	06/84	234.9	229.4	229.5	-2.2	0.0
Hardwood flooring.....	0812-04	06/84	201.5	201.0	200.7	1.6	-0.1
Oak and maple hardwood flooring.....	0812-0401	06/84	202.2	201.6	201.2	0.5	-0.2
Hardwood flooring, other than oak and maple.....	0812-0402	12/11	119.9	120.1	120.1	9.7	0.0
Hardwood lumber, not edge worked.....	0812-05	12/03	125.4	118.7	118.0	-5.3	-0.6
Hardwood lumber, not edge worked.....	0812-0501	12/03	125.4	118.7	118.0	-5.3	-0.6
Hardwood lumber, made from purchased lumber.....	0812-06	12/03	103.6	103.0	103.0	2.7	0.0
Hardwood lumber, made from purchased lumber.....	0812-0601	12/03	103.6	103.0	103.0	2.7	0.0
Millwork.....	082		234.1	235.1	236.1	2.4	0.4
General millwork.....	0821		234.0	235.4	236.5	2.6	0.5
General millwork.....	0821-01		234.0	235.4	236.5	2.6	0.5
Stock wood kitchen cabinets, related cabinetwork and countertops.....	0821-0102	12/12	105.3	106.0	106.0	1.1	0.0
Stock wood kitchen cabinets and related cabinetwork.....	0821-01021	12/09	112.3	112.4	112.4	0.4	0.0
Stock wood bathroom vanities and related bathroom cabinetwork including tops.....	0821-0104	12/12	101.8	102.0	102.0	0.6	0.0
Stock wood bathroom vanities and related cabinetwork.....	0821-01041	12/09	106.2	-	-	-	-
Stock wood and plastics laminated wood bathroom vanity tops.....	0821-01042	12/09	135.2	138.1	-	-	-
Custom wood kitchen cabinets, bathroom vanities, and related cabinetwork.....	0821-0105	12/12	106.5	106.8	107.6	3.3	0.7
Wood window units.....	0821-0112	06/83	225.8	226.9	230.1	1.9	1.4
Double hung wood window units.....	0821-01121	06/13	102.7	103.9	106.4	3.2	2.4
Casement wood window units.....	0821-01122	06/13	104.0	104.0	104.5	0.9	0.5
All other wood window units, including horizontal sliding, awning and single hung.....	0821-01123	06/13	102.7	102.7	103.6	0.9	0.9
Wood sash.....	0821-0122	06/83	245.6	247.3	253.3	2.7	2.4
Wood window and door frames.....	0821-0132	06/83	171.6	170.8	170.6	-0.7	-0.1
Wood doors, flush and panel, interior and exterior.....	0821-0142	06/83	201.7	203.7	204.5	5.4	0.4
Other wood doors, incl. garage, screen, storm, etc.....	0821-0152	06/83	207.8	211.6	211.6	2.8	0.0
Wood moldings.....	0821-0162	06/83	207.8	207.0	208.7	2.5	0.8
Mirror and picture frames.....	0821-0175	06/02	118.1	118.1	118.1	0.0	0.0
Other wood millwork products.....	0821-0183	06/83	215.5	218.6	217.9	5.3	-0.3
Prefabricated structural members.....	0822		233.4	232.7	233.2	1.5	0.2
Prefabricated structural members.....	0822-01		233.4	232.7	233.2	1.5	0.2
Laminated veneer lumber.....	0822-0107	12/03	122.5	121.5	125.5	4.5	3.3

See footnotes at end of table.

Table 9. Producer price indexes and percent changes for commodity and service groupings and individual items, not seasonally adjusted — Continued
 [1982=100 unless otherwise indicated]

Commodity	Commodity code	Other index base	Index			Percent change to Feb. 2015 from:	
			Oct. 2014 ¹	Jan. 2015 ¹	Feb. 2015 ¹	Feb. 2014	Jan. 2015
Other engineered structural wood members, except trusses & laminated veneer lumber.....	0822-0108	12/03	121.1	121.2	121.9	1.9	0.6
Wood trusses.....	0822-0109	12/03	140.6	140.1	139.6	1.0	-0.4
Plywood.....	083		211.6	209.7	204.5	4.9	-2.5
Softwood veneer and plywood.....	0831		261.5	258.1	247.3	9.3	-4.2
Softwood veneer and plywood.....	0831-03		204.2	201.6	193.1	9.3	-4.2
Softwood veneer and plywood.....	0831-0303	12/05	126.2	124.5	119.3	9.2	-4.2
Softwood veneer, incl. veneer backed w/ paper, cloth, or other flexible material.....	0831-03031	12/07	118.2	116.6	112.1	-4.3	-3.9
Softwood plywood products: rough, sanded, and specialties.....	0831-03035	12/11	143.1	141.3	135.2	13.0	-4.3
Hardwood veneer and plywood.....	0835	12/05	107.7	107.5	107.6	-1.1	0.1
Hardwood veneer and plywood.....	0835-01	12/05	107.7	107.5	107.6	-1.1	0.1
Hardwood veneer, incl. veneer backed w/ paper, cloth, or other flexible material.....	0835-0102	12/11	99.3	99.3	99.5	0.4	0.2
Hardwood plywood.....	0835-0104	12/12	100.1	99.6	99.7	-4.1	0.1
Hardwood veneered panels, including two-ply veneers.....	0835-0107	12/11	113.0	113.0	113.1	4.9	0.1
Other wood products.....	084		161.9	163.0	162.9	4.2	-0.1
Wood pallets and pallet containers, wood and metal combination.....	0841		244.2	244.3	244.3	5.0	0.0
Wood pallets and pallet containers, wood and metal combination.....	0841-01		244.2	244.3	244.3	5.0	0.0
Wood pallets and pallet containers, wood and metal combination.....	0841-0101	12/09	125.1	125.1	125.1	5.0	0.0
Wood boxes.....	0842		199.0	199.0	199.0	0.2	0.0
Wood boxes.....	0842-01		199.0	199.0	199.0	0.2	0.0
Nailed and lock-corner wood boxes.....	0842-0101	06/85	169.3	169.3	169.3	0.0	0.0
Wood box and crate shook.....	0842-0102	06/85	159.6	159.6	159.6	-2.4	0.0
Wood container parts and wood containers, n.e.c.....	0842-0127	12/03	131.1	131.1	131.1	1.1	0.0
Miscellaneous wood products.....	0849		122.7	124.5	124.3	4.6	-0.2
Wood ties, siding, shingles, & shakes and contract sawing.....	0849-03	12/03	140.8	142.9	143.0	12.3	0.1
Wood ties, siding, shingles, & shakes and contract sawing.....	0849-0301	12/03	140.8	142.9	143.0	12.3	0.1
Sawn wood fence stock, wood lath, and contract resawing and planing.....	0849-04	12/03	96.1	96.1	96.1	4.9	0.0
Sawn wood fence stock, wood lath, and contract resawing and planing.....	0849-0401	12/03	96.1	96.1	96.1	4.9	0.0
All other miscellaneous wood products.....	0849-09	06/84	202.1	205.2	204.9	3.6	-0.1
All other miscellaneous wood products.....	0849-0901	06/84	202.1	205.2	204.9	3.6	-0.1
Logs, bolts, timber, pulpwood and wood chips.....	085		243.4	247.3	247.0	2.2	-0.1
Logs, bolts, timber, pulpwood and wood chips.....	0851		243.4	247.3	247.0	2.2	-0.1
Logs, bolts, timber, pulpwood and wood chips.....	0851-05	12/11	104.0	105.7	105.6	2.2	-0.1
Logs, bolts, timber and pulpwood.....	0851-0502	12/11	107.6	109.4	109.2	1.6	-0.2
Wood chips, except field chips.....	0851-0505	12/11	89.1	90.2	90.6	5.7	0.4
Prefabricated wood buildings & components.....	086	12/84	237.6	235.0	236.8	0.9	0.8
Prefabricated wood buildings & components.....	0861	12/84	237.6	235.0	236.8	0.9	0.8
Prefabricated wood buildings & components.....	0861-01	12/84	237.6	235.0	236.8	0.9	0.8
Components for prefabricated stationary wood buildings (not sold as complete units).....	0861-0101	12/84	171.6	-	168.6	-1.6	-
Precut packages for prefabricated stationary wood buildings (complete units).....	0861-0102	12/84	267.1	267.0	269.0	2.0	0.7
Prefabricated stationary wood buildings shipped in panel form (complete units).....	0861-0103	12/84	249.1	247.7	248.8	2.3	0.4
Prefabricated stationary wood buildings shipped in three-dimensional assemblies.....	0861-0104	12/84	233.5	233.9	233.8	1.3	0.0
Prefabricated stationary residential wood buildings, inc. homes, townhouses and apts.....	0861-01041	12/11	111.2	111.4	111.4	1.8	0.0
Prefabricated stationary nonresidential wood buildings, inc. motels and hotels.....	0861-01042	12/11	103.0	103.0	-	-	-
Treated wood and contract wood preserving.....	087	06/85	206.8	208.3	203.4	-0.4	-2.4
Treated wood and contract wood preserving.....	0871	06/85	206.8	208.3	203.4	-0.4	-2.4
Treated wood.....	0871-01	06/85	206.4	208.0	203.1	-0.1	-2.4
Wood poles, piles, and posts.....	0871-0101	06/85	259.2	259.1	259.1	1.5	0.0
Other wood products.....	0871-0102	06/85	188.5	190.5	184.5	-0.6	-3.1
Contract wood preserving.....	0871-02	06/85	206.5	206.5	203.0	-4.2	-1.7
Contract wood preserving.....	0871-0201	06/85	206.5	206.5	203.0	-4.2	-1.7
Pulp, paper, and allied products.....	09		249.9	250.3	250.3	0.0	0.0
Pulp, paper, and prod., ex. bldg. paper.....	091		220.1	220.4	220.5	-0.1	0.0
Woodpulp.....	0911		178.5	178.5	189.3	4.2	6.1
Woodpulp.....	0911-05	06/06	123.9	123.9	131.4	4.1	6.1
Woodpulp.....	0911-0501	06/06	123.9	123.9	131.4	4.1	6.1
Wastepaper.....	0912		327.7	316.6	306.1	-15.9	-3.3
News and other low grade wastepaper.....	0912-01		181.9	163.2	159.5	-13.0	-2.3

See footnotes at end of table.

Table 9. Producer price indexes and percent changes for commodity and service groupings and individual items, not seasonally adjusted — Continued
 [1982=100 unless otherwise indicated]

Commodity	Commodity code	Other index base	Index			Percent change to Feb. 2015 from:	
			Oct. 2014 ¹	Jan. 2015 ¹	Feb. 2015 ¹	Feb. 2014	Jan. 2015
News and other low grade wastepaper.....	0912-0125	06/06	82.1	73.7	72.0	-13.0	-2.3
Corrugated wastepaper.....	0912-03		278.8	261.2	246.0	-21.1	-5.8
Corrugated wastepaper.....	0912-0325	06/06	95.8	89.7	84.5	-21.0	-5.8
High grade wastepaper (including pulp substitutes and deinking).....	0912-07	12/86	206.2	206.5	205.2	1.4	-0.6
High grade wastepaper (including pulp substitutes and deinking).....	0912-0725	06/06	155.0	155.2	154.3	1.4	-0.6
Paper.....	0913		193.1	192.9	192.6	0.4	-0.2
Writing and printing papers.....	0913-01		184.4	184.2	185.0	1.2	0.4
Ground wood paper, uncoated.....	0913-0101	12/99	85.0	80.7	80.1	-11.4	-0.7
Bleached bristol, clay-coated, uncoated, and industrial converted paper.....	0913-0119	12/11	98.8	98.8	99.3	1.6	0.5
Printing paper, coated at establishments other than where paper was produced.....	0913-0120	12/11	106.9	106.7	106.7	0.6	0.0
Newsprint.....	0913-02		128.4	126.2	123.1	-5.7	-2.5
Newsprint.....	0913-0291		128.4	126.2	123.1	-	-2.5
Packaging and industrial converting paper.....	0913-03		254.3	253.2	250.7	-0.5	-1.0
Paper, construction.....	0913-0306	12/11	-	109.3	109.2	-	-0.1
Coated and laminated single and multi-web paper.....	0913-0321	12/87	180.8	180.5	181.0	0.8	0.3
Single-web paper, rolls and sheets, including waxed, for flexible packaging uses.....	0913-03211	12/11	101.6	101.4	101.3	-0.1	-0.1
Multiweb laminated rolls and sheets, except foil, for flexible packaging uses.....	0913-03213	12/11	100.5	100.5	101.3	2.4	0.8
Coated and laminated single and multi-web film.....	0913-0322	12/87	209.4	208.3	205.8	-0.7	-1.2
Single-web film, rolls, and sheets, including coextruded, for flexible packaging uses.....	0913-03221	12/11	111.7	110.2	109.8	-0.7	-0.4
Coextruded single-web film, for flexible packaging uses.....	0913-03222	12/11	106.2	103.9	100.6	-1.7	-3.2
Polypropylene/polypropylene multiweb laminated rolls and sheets, for flexible packaging uses.....	0913-03223	12/11	107.9	109.4	109.1	0.9	-0.3
Other film/film multiweb laminated rolls and sheets.....	0913-03226	06/13	101.3	103.2	99.2	-1.1	-3.9
All other coated and processed papers.....	0913-05	12/82	200.5	204.9	204.9	1.9	0.0
Converted foil for nonpackaging applications.....	0913-0505	06/13	93.6	93.6	93.6	1.2	0.0
Other coated and processed papers, except for packaging uses.....	0913-0506	06/13	98.3	99.7	99.7	0.4	0.0
Paperboard.....	0914		247.3	247.4	247.3	-0.9	0.0
Corrugated paperboard in sheets and rolls, lined and unlined.....	0914-05		233.6	233.6	233.6	0.0	0.0
Corrugated paperboard in sheets and rolls, lined and unlined.....	0914-0551		233.6	233.6	233.6	0.0	0.0
Paperboard, excluding corrugated paperboard.....	0914-11	12/82	262.6	262.7	262.6	-1.0	0.0
Semichemical paperboard.....	0914-1104	12/82	291.8	-	-	-	-
Recycled paperboard.....	0914-1105	12/82	307.6	306.9	308.6	-1.3	0.6
Unbleached kraft packaging and industrial converting paperboard.....	0914-1107	12/99	154.2	154.4	153.5	-0.8	-0.6
Converted paper and paperboard products.....	0915		227.9	228.8	228.6	0.5	-0.1
Sanitary paper products, including stock.....	0915-01		182.7	182.3	182.1	-0.5	-0.1
Sanitary paper products, including stock.....	0915-0123	12/99	126.8	126.5	126.4	-0.6	-0.1
Sanitary tissue paper products, made in paper mills.....	0915-01233	12/07	111.5	111.8	111.6	-0.2	-0.2
Paper, facial tissues and handkerchiefs, incl. sputum wipes, made in paper mills.....	0915-012331	12/07	100.1	-	100.1	-	-
Paper, table napkins, industrial & retail pkgs, bulk and dispenser types, made in paper mills.....	0915-012332	12/07	115.8	115.8	115.8	-	0.0
Paper towels, industrial pkgs (rolled, folded, and interfolded), made in paper mills.....	0915-012335	12/07	116.4	117.7	116.7	-	-0.8
Paper towels, retail packages (rolled, folded, and interfolded), made in paper mills.....	0915-012336	12/07	107.5	107.5	107.5	-	0.0
Other sanitary paper products, made in paper mills.....	0915-012337	12/07	-	112.6	111.8	-	-0.7
Toilet tissue, retail packages, rolls and ovals.....	0915-012338	12/07	112.8	112.8	112.8	-	0.0
Disposable sanitary products, purchased sanitary paper stock and wadding.....	0915-01234	12/07	113.7	112.6	112.6	-1.0	0.0
Sanitary tissue paper products, made from purchased materials.....	0915-01235	12/07	113.9	112.5	112.5	-1.1	0.0
Paper, plastic, and foil bags.....	0915-02		284.6	284.8	283.9	-0.6	-0.3
Specialty bags, pouches and liners.....	0915-0216	12/83	223.4	223.6	222.7	-1.3	-0.4
Plastics, foil, and coated paper bags.....	0915-02161	12/10	101.4	101.7	101.7	2.5	0.0
Specialty bags, pouches, and liners, coated and single-web paper.....	0915-021611	06/13	103.6	105.4	105.4	2.3	0.0
Specialty bags, pouches, and liners, multiweb laminations and foil, except film-film.....	0915-021612	06/13	104.8	104.8	104.8	2.5	0.0
Single-web film specialty bags, pouches, and liners.....	0915-02162	12/10	110.2	110.4	110.0	-2.0	-0.4
Polyethylene grocery and variety bags and pouches.....	0915-021621	12/11	102.8	102.9	102.9	-1.9	0.0
Polyethylene refuse bags.....	0915-021622	12/11	108.4	110.0	107.9	1.6	-1.9
Other polyethylene bags, pouches, and liners.....	0915-021625	12/11	108.7	107.8	106.8	0.2	-0.9
Other single-web film specialty bags, pouches, and liners.....	0915-021627	06/13	100.9	-	-	-	-
Multiweb film/film combination specialty bags, pouches and liners.....	0915-02163	12/10	124.0	123.6	122.1	0.5	-1.2
Shipping sacks and multiwall bags, all materials, except textiles.....	0915-0218	12/83	289.8	289.8	289.8	3.3	0.0
Paper boxes and containers.....	0915-03		245.6	248.4	248.2	1.3	-0.1
Corrugated and solid fiber boxes.....	0915-0301	06/87	236.2	239.9	239.8	1.9	0.0
Corrugated shipping containers for food, beverages, carryout.....	0915-03011	12/09	118.4	122.7	122.7	4.4	0.0
Corrugated shipping containers for paper and allied products.....	0915-03012	12/09	126.3	126.2	126.2	0.0	0.0

See footnotes at end of table.

Table 9. Producer price indexes and percent changes for commodity and service groupings and individual items, not seasonally adjusted — Continued
 [1982=100 unless otherwise indicated]

Commodity	Commodity code	Other index base	Index			Percent change to Feb. 2015 from:	
			Oct. 2014 ¹	Jan. 2015 ¹	Feb. 2015 ¹	Feb. 2014	Jan. 2015
Corrugated shipping containers, metal machinery, etc.....	0915-03013	12/09	125.5	127.4	127.4	2.0	0.0
Corrugated shipping containers for all other end uses.....	0915-03014	12/09	120.5	121.3	121.2	0.7	-0.1
Setup (rigid) paperboard boxes.....	0915-0322	12/83	220.8	220.8	222.0	1.0	0.5
Folding paperboard boxes.....	0915-0336	12/04	110.8	111.2	111.0	-0.1	-0.2
Folding paperboard boxes, packaging, and pkg. components.....	0915-033601	12/11	101.5	101.9	101.7	-0.1	-0.2
Paperboard fiber drums with ends of any material.....	0915-0337		351.2	351.2	354.1	0.8	0.8
Other corrugated & solid fiber products, incl. containers, etc.....	0915-04		296.4	296.4	296.2	3.2	-0.1
Other corrugated & solid fiber products, incl. containers, etc.....	0915-0441		412.2	412.3	412.0	3.2	-0.1
Office supplies and accessories.....	0915-06		174.1	173.6	173.8	-0.2	0.1
Envelopes.....	0915-0636	12/84	163.6	162.7	162.9	2.1	0.1
Die-cut paper and paperboard office supplies.....	0915-0646	12/03	143.0	144.2	144.2	1.1	0.0
Paper supplies for business machines and other misc. unprinted office supplies.....	0915-0655	06/90	180.5	179.0	179.2	-4.8	0.1
Tablets, pads, and related products.....	0915-0657	12/11	101.4	102.2	102.2	1.1	0.0
Stationery.....	0915-06571	12/11	101.8	101.8	101.8	0.6	0.0
Fiber and composite cans & related products.....	0915-07		282.3	282.4	282.4	0.2	0.0
Fiber cans, all fiber and composite.....	0915-0731	12/09	113.5	113.5	113.5	0.0	0.0
Fiber cores and tubes.....	0915-0732	12/09	105.5	105.5	105.5	0.2	0.0
Paperboard cones/reels/etc./all vulcanized fiber products.....	0915-0733	12/09	118.6	118.6	118.6	1.4	0.0
Molded pulp goods, including egg cartons, florists pots, food trays, etc.....	0915-08	06/85	192.3	192.3	192.3	-	0.0
Molded pulp goods, including egg cartons, florists pots, food trays, etc.....	0915-0814	06/90	167.3	167.3	167.3	-	0.0
Miscellaneous converted paper and paperboard products.....	0915-09	12/84	194.1	195.0	195.2	1.1	0.1
Pasted, lined, laminated, or surface-coated paperboard.....	0915-0901	12/84	240.8	240.6	240.6	0.3	0.0
Wallcoverings.....	0915-0902	06/85	153.6	153.6	153.6	2.4	0.0
Other sanitary paper/paperboard food containers/boards/trays.....	0915-0999	12/84	192.5	193.8	194.0	1.2	0.1
Miscellaneous converted paper and paperboard products.....	0915-09992	06/10	110.5	111.4	111.6	1.5	0.2
Pressure-sensitive products.....	0916	12/82	186.5	186.6	186.7	-0.9	0.1
Pressure-sensitive products.....	0916-01	12/82	186.5	186.6	186.7	-0.9	0.1
Pressure-sensitive products.....	0916-0101	12/82	186.1	186.2	186.3	-1.0	0.1
Building paper & building board mill prods.....	092		185.8	188.6	186.0	-2.4	-1.4
Hardboard, particleboard & fiberboard prods.....	0922		174.8	177.1	175.0	-3.0	-1.2
Particleboard and fiberboard.....	0922-01		179.8	181.1	178.7	-4.5	-1.3
Particleboard.....	0922-0123	12/82	235.4	235.5	235.5	0.2	0.0
Industrial particleboard.....	0922-01231	06/09	123.9	123.9	124.0	0.2	0.1
Non-industrial particleboard.....	0922-01232	06/09	113.1	113.1	113.1	0.0	0.0
Waferboard and oriented strandboard (OSB).....	0922-0124	12/82	151.1	153.4	148.9	-10.2	-2.9
Medium density fiberboard (MDF).....	0922-0131	06/84	185.1	185.1	185.1	0.3	0.0
Hardboard products.....	0922-02	06/84	144.9	155.2	154.3	10.6	-0.6
Hardboard products.....	0922-0206	12/11	110.5	118.3	117.7	10.7	-0.5
Publications, printed matter and printing material.....	094	06/09	103.7	103.9	104.0	0.7	0.1
Books printing.....	0944	12/83	180.2	180.9	180.8	0.2	-0.1
Books printing.....	0944-01	12/83	180.2	180.9	180.8	0.2	-0.1
Books printing.....	0944-0114	06/05	114.7	115.1	115.1	0.2	0.0
Textbook printing and binding.....	0944-01141	12/11	102.2	102.0	102.0	0.4	0.0
Technical, scientific, & professional book printing & binding.....	0944-01143	12/11	100.0	100.1	101.6	1.3	1.5
Religious book printing and binding.....	0944-01145	12/11	101.3	100.5	100.4	-0.9	-0.1
General book (trade, etc.) printing and binding.....	0944-01147	12/11	116.1	117.2	116.5	-0.2	-0.6
Other book printing and binding.....	0944-01149	12/11	104.8	105.3	105.2	0.3	-0.1
Pamphlet printing and binding or printing only (excluding advertising pamphlets).....	0944-0114C	12/11	128.3	129.8	129.8	1.2	0.0
Manifold business forms.....	0945	12/83	344.7	345.7	345.7	2.8	0.0
Manifold business forms.....	0945-01	12/83	344.7	345.7	345.7	2.8	0.0
Unit set business forms, loose or bound, including label/form type.....	0945-0101	12/83	386.6	386.9	386.9	2.2	0.0
Manifold books (incl. sales) and pegboard accounting systems.....	0945-0102	12/83	274.1	275.8	275.8	0.9	0.0
Custom continuous business forms.....	0945-0103	12/83	311.7	313.5	313.5	3.6	0.0
Stock continuous business forms.....	0945-0104	12/83	355.3	355.3	-	-	-
Commercial printing.....	0947	06/82	169.8	170.0	170.0	0.2	0.0
Magazine and periodical printing.....	0947-01	06/82	122.2	122.5	123.4	1.4	0.7
Magazine and periodical printing (lithographic) (offset).....	0947-0102	06/82	130.0	130.0	130.1	0.4	0.1
Label and wrapper printing for packaging.....	0947-02	06/82	182.7	183.2	183.2	0.4	0.0
Label and wrapper printing (lithographic) (offset).....	0947-0202	06/82	149.7	149.7	149.7	0.1	0.0
Label and wrapper printing (gravure).....	0947-0203	06/82	133.7	133.9	133.9	0.4	0.0
Label and wrapper printing (flexographic).....	0947-0205	12/08	107.2	107.7	107.7	0.7	0.0
Catalog and directory printing.....	0947-03	06/82	132.8	132.8	132.8	0.1	0.0
Catalog and directory printing (lithographic) (offset).....	0947-0302	06/82	144.6	144.6	144.6	0.1	0.0
Financial and legal printing (lithographic) (offset).....	0947-04	06/82	182.8	182.8	182.8	0.2	0.0
Financial and legal printing (lithographic) (offset).....	0947-0402	06/82	171.3	171.3	171.3	0.2	0.0

See footnotes at end of table.

Table 9. Producer price indexes and percent changes for commodity and service groupings and individual items, not seasonally adjusted — Continued
 [1982=100 unless otherwise indicated]

Commodity	Commodity code	Other index base	Index			Percent change to Feb. 2015 from:	
			Oct. 2014 ¹	Jan. 2015 ¹	Feb. 2015 ¹	Feb. 2014	Jan. 2015
Advertising printing.....	0947-05	06/82	155.1	155.3	155.2	-0.7	-0.1
Advertising printing (lithographic) (offset).....	0947-0502	06/82	151.8	151.8	151.8	0.0	0.0
Direct mail advertising printing (lithographic) (offset).....	0947-05021	06/82	150.8	150.8	150.8	0.0	0.0
Advertising printing (lithographic) except direct mail.....	0947-05022	12/11	100.5	100.5	100.5	0.1	0.0
Other general job printing.....	0947-06	06/82	228.0	227.9	227.8	0.6	0.0
Other commercial and general job printing (gravure).....	0947-0603	06/82	116.0	113.3	113.9	-1.8	0.5
Quick printing.....	0947-0604	12/08	105.2	105.2	105.2	1.8	0.0
Other commercial and general job printing.....	0947-0609	06/82	225.4	225.5	225.3	0.4	-0.1
General job printing, nec (lithographic) (offset).....	0947-06091	06/09	102.3	102.4	102.2	0.4	-0.2
Commercial printing, n.e.c.....	0947-11	12/88	144.0	144.2	144.2	0.2	0.0
Screen printed materials.....	0947-1101	06/82	157.4	157.4	157.4	1.5	0.0
Screen printed labels.....	0947-11011	06/09	100.9	100.9	100.9	0.0	0.0
Screen printed materials except labels and garments, apparel accessories and other textiles.....	0947-11012	06/09	115.8	115.8	115.8	1.9	0.0
Screen printed advertising materials.....	0947-110121	06/10	120.7	120.7	120.7	3.1	0.0
Screen printed decalcomanias and pressure sensitives.....	0947-110122	06/10	108.6	108.6	108.6	0.0	0.0
Other commercial and general job printing (screen).....	0947-110123	06/10	105.2	105.2	105.2	0.6	0.0
Digital commercial printing.....	0947-1103	12/88	108.1	108.3	108.2	-0.6	-0.1
Printing other than labels and wrappers (flexographic).....	0947-1106	12/08	101.0	101.2	101.2	-0.2	0.0
Blankbooks, binders, and bookbinding work.....	0948	06/85	216.9	218.5	218.6	6.1	0.0
Checkbooks, blankbooks, looseleaf binders, and devices.....	0948-01	06/85	248.6	250.9	251.0	10.4	0.0
Blankbooks, looseleaf binders and devices.....	0948-0104	12/11	101.7	103.7	103.8	2.5	0.1
Blankbook making, except checkbooks.....	0948-010401	12/09	111.5	114.2	113.8	3.1	-0.4
Looseleaf binders, devices, and forms.....	0948-010402	06/85	180.7	184.2	184.5	2.3	0.2
Tradebinding and related work.....	0948-02	12/85	164.6	165.5	165.5	1.2	0.0
Edition, library and other hardcover book binding.....	0948-0201	12/85	178.1	177.6	177.9	2.3	0.2
Miscellaneous binding and postpress work.....	0948-0203	12/11	103.2	104.4	104.2	1.0	-0.2
Softcover, pamphlet, samplebook and other binding of books and materials printed elsewhere.....	0948-0204	12/11	103.8	104.0	104.0	0.7	0.0
Services for the printing trade.....	0949	06/85	104.4	104.4	104.4	-0.9	0.0
Services for the printing trade.....	0949-05	12/03	93.2	93.2	93.2	-0.7	0.0
Prepress services, except platemaking.....	0949-0501	12/03	89.1	89.1	89.1	-2.0	0.0
Printing plates prepared for printing exc blanks.....	0949-0502	12/03	104.0	104.0	104.0	-	0.0
Metals and metal products.....	10		214.8	211.2	207.1	-3.7	-1.9
Iron and steel.....	101		230.5	222.1	210.0	-10.6	-5.4
Iron ores.....	1011		131.1	133.2	133.2	-0.1	0.0
Iron ores.....	1011-05	12/97	137.8	140.0	140.0	0.0	0.0
Iron ores.....	1011-0555	12/97	137.8	140.0	140.0	0.0	0.0
Iron and steel scrap.....	1012		518.2	475.0	383.5	-33.8	-19.3
Carbon steel scrap.....	1012-11	12/86	473.7	433.1	348.5	-34.1	-19.5
Heavy melting scrap.....	1012-1191	06/96	281.8	260.5	200.7	-34.3	-23.0
Carbon steel scrap bundles.....	1012-1192	06/96	227.7	216.6	163.3	-30.2	-24.6
Shredded carbon steel scrap.....	1012-1193	06/96	221.3	203.4	169.3	-36.3	-16.8
Cut plate and structural scrap.....	1012-1194	06/96	269.7	241.6	199.5	-33.4	-17.4
Other carbon steel scrap.....	1012-1195	06/96	263.0	234.1	195.6	-34.5	-16.4
Stainless and other alloy steel scrap.....	1012-12	12/86	431.7	448.5	430.0	-13.7	-4.1
Stainless and other alloy steel scrap.....	1012-1208	06/96	279.7	290.6	278.6	-13.7	-4.1
Cast iron scrap.....	1012-13	12/86	288.4	277.9	239.3	-19.8	-13.9
Cast iron scrap.....	1012-1308	06/96	224.5	216.4	186.3	-19.8	-13.9
Other ferrous scrap.....	1012-15	06/06	120.0	107.6	81.4	-40.9	-24.3
Other ferrous scrap.....	1012-1501	06/06	120.0	107.6	81.4	-40.9	-24.3
Foundry and forge shop products.....	1015		210.6	211.2	210.1	0.1	-0.5
Pressure and soil pipe & fittings, cast iron.....	1015-02		393.0	402.9	390.1	1.0	-3.2
Pressure pipe & fittings, cast iron.....	1015-021	12/11	100.8	103.3	99.5	0.6	-3.7
Pressure pipe & fittings, ductile iron.....	1015-0211		305.6	313.2	301.3	0.5	-3.8
Pressure pipe & fittings, gray iron.....	1015-0215	06/12	108.6	113.5	114.2	4.3	0.6
Soil pipe & fittings, cast iron.....	1015-0227		554.4	568.4	568.4	3.6	0.0
Other gray and ductile iron castings.....	1015-04		211.9	211.6	211.3	-0.2	-0.1
Ductile iron castings (excluding pressure pipe & fittings).....	1015-0413	12/03	158.9	158.2	158.0	-0.5	-0.1
Ductile iron castings for automotive uses.....	1015-04131	06/12	102.1	101.2	101.3	-0.8	0.1
Ductile iron castings for all other uses.....	1015-04132	06/12	103.6	104.0	103.5	0.2	-0.5
Gray iron castings (excluding soil & pressure pipe & fittings).....	1015-0419	12/11	103.7	103.8	103.7	0.3	-0.1
Standard and pearlitic malleable iron castings.....	1015-05		269.1	271.6	276.1	6.1	1.7
Standard and pearlitic malleable iron castings.....	1015-0501		269.1	271.6	276.1	6.1	1.7
Steel investment castings.....	1015-06		220.1	218.4	219.0	0.7	0.3
Steel investment castings.....	1015-0624	12/03	125.6	124.7	125.0	0.6	0.2
Carbon steel castings, except investment.....	1015-07		238.8	242.3	241.7	0.5	-0.2

See footnotes at end of table.

Table 9. Producer price indexes and percent changes for commodity and service groupings and individual items, not seasonally adjusted — Continued
 [1982=100 unless otherwise indicated]

Commodity	Commodity code	Other index base	Index			Percent change to Feb. 2015 from:	
			Oct. 2014 ¹	Jan. 2015 ¹	Feb. 2015 ¹	Feb. 2014	Jan. 2015
Carbon steel castings, except investment.....	1015-0701	12/03	161.6	164.0	163.6	0.5	-0.2
High alloy steel castings, except investment.....	1015-08		217.6	214.8	216.0	1.7	0.6
High alloy steel castings, except investment.....	1015-0801	12/03	159.9	157.8	158.6	1.7	0.5
Other alloy steel castings, except investment.....	1015-09		216.1	216.0	216.2	0.1	0.1
Other alloy steel castings, except investment.....	1015-0901	12/03	154.8	154.7	154.9	0.1	0.1
Other forge shop products.....	1015-13	06/82	160.9	161.0	160.6	-0.3	-0.2
Open die and smith forgings (hammer and press), ferrous.....	1015-1318	06/09	103.9	103.9	103.9	-3.2	0.0
Seamless rolled ring forgings, ferrous.....	1015-1329	06/82	175.6	175.6	—	—	—
Closed die forgings, ferrous.....	1015-1359	06/98	128.0	128.1	127.7	0.3	-0.3
Hot impression die impact, press and upset steel forgings.....	1015-135911	12/07	122.2	122.3	121.9	0.5	-0.3
Hot impression die impact, press, and upset carbon steel forgings.....	1015-1359111	06/09	106.8	106.8	106.8	0.7	0.0
Hot impression die impact, press, & upset alloy steel forgings, except stainless and high temp.....	1015-1359112	06/09	107.7	108.3	107.5	0.8	-0.7
Hot impression die impact, press, and upset stainless steel forgings.....	1015-1359113	06/09	123.9	—	123.9	2.1	—
Electrometallurgical ferroalloy products.....	1016		202.0	203.3	203.3	1.8	0.0
Electrometallurgical ferroalloy products.....	1016-09	12/09	92.1	92.7	92.7	1.8	0.0
Electrometallurgical ferroalloy products.....	1016-0901	12/09	92.1	92.7	92.7	1.8	0.0
Steel mill products.....	1017		201.6	195.5	191.9	-3.6	-1.8
Semifinished steel mill products.....	1017-02	06/82	253.6	247.8	254.4	-1.1	2.7
Steel ingots and semifinished steel mill products, carbon.....	1017-0203	12/10	112.2	108.6	106.2	-7.0	-2.2
Steel ingots and semifinished steel mill products, alloy.....	1017-0204	12/10	90.3	92.0	91.0	4.7	-1.1
Steel ingots and semifinished steel mill products, stainless.....	1017-0205	12/10	89.9	86.9	85.6	-9.4	-1.5
Hot rolled steel sheet and strip, including tin mill products.....	1017-03	06/82	140.4	136.3	131.9	-6.1	-3.2
Hot rolled steel sheet and strip, including tin mill products.....	1017-0301	12/03	124.7	121.0	117.1	-6.1	-3.2
Hot rolled steel bars, plates, & structural shapes.....	1017-04	06/82	209.9	201.2	194.8	-4.6	-3.2
Hot rolled steel bars, carbon.....	1017-0402	12/10	104.8	101.6	98.4	-6.0	-3.1
Hot rolled steel plates, carbon.....	1017-0403	12/10	—	—	106.9	5.2	—
Hot rolled steel structural shapes, carbon.....	1017-0404	12/10	100.4	93.2	89.5	-9.0	-4.0
Hot rolled steel bars, plates, & structural shapes, alloy.....	1017-0406	12/10	117.1	109.4	101.7	-9.4	-7.0
Hot rolled steel bars, plates, & structural shapes, stainless.....	1017-0407	12/10	—	—	90.3	1.1	—
Steel wire.....	1017-05	06/82	263.4	257.3	256.8	-2.1	-0.2
Steel wire, carbon.....	1017-0501	12/03	255.5	249.8	249.3	-3.2	-0.2
Steel wire, stainless steel.....	1017-0502	12/10	97.0	94.2	94.2	6.2	0.0
Steel wire, alloy.....	1017-0503	12/10	101.2	98.2	97.6	0.5	-0.6
Steel pipe and tube.....	1017-06	06/82	253.1	250.9	248.9	-2.0	-0.8
Oil country tubular goods(OCTG), standard, line pipe, carbon.....	1017-0671	12/10	97.5	97.4	97.4	0.8	0.0
Pressure, mechanical, structural and other steel pipe and tube, carbon.....	1017-0672	12/10	107.4	106.2	104.2	-5.8	-1.9
Steel pipe and tube, alloy.....	1017-0673	12/10	99.1	100.2	100.0	0.1	-0.2
Steel pipe and tube, stainless steel.....	1017-0674	12/10	105.3	99.7	98.6	-2.7	-1.1
Cold rolled steel sheet and strip.....	1017-07	06/82	228.9	220.0	213.6	-4.8	-2.9
Cold finished steel bars and bar shapes.....	1017-08	06/82	180.1	178.6	177.3	3.0	-0.7
Cold finished steel bars and bar shapes, carbon.....	1017-0802	12/10	108.7	109.0	109.0	4.9	0.0
Cold finished steel bars and bar shapes, alloy.....	1017-0803	12/10	115.3	111.7	106.9	-4.2	-4.3
Cold finished steel bars and bar shapes, stainless.....	1017-0804	12/10	99.6	94.5	93.8	0.4	-0.7
Nonferrous metals.....	102		241.4	235.4	231.4	-3.3	-1.7
Nonferrous metal ores.....	1021	12/83	307.4	296.9	286.3	-8.2	-3.6
Copper ores.....	1021-02	06/88	373.4	344.8	305.3	-22.7	-11.5
Copper ores.....	1021-0201	06/88	373.4	344.8	305.3	-22.7	-11.5
Gold ores.....	1021-05	06/85	309.9	308.1	315.8	-2.3	2.5
Gold ores.....	1021-0501	06/85	310.3	308.5	316.3	-2.3	2.5
Lead and zinc ores.....	1021-06	06/14	104.3	—	—	—	—
Lead and zinc ores.....	1021-0601	06/14	104.3	—	—	—	—
Other metal ores.....	1021-12	12/03	581.8	589.9	564.5	4.4	-4.3
Other metal ores.....	1021-1201	12/03	581.8	589.9	564.5	4.4	-4.3
Primary nonferrous metals.....	1022		189.8	184.3	183.1	-3.5	-0.7
Primary nonferrous metals.....	1022-01		194.5	188.8	187.6	-3.5	-0.6
Copper cathode and refined copper.....	1022-0131	12/96	211.0	204.3	196.5	-10.0	-3.8
Other nonferrous metals, unalloyed.....	1022-0181	06/88	258.0	258.4	255.1	-7.7	-1.3
Nonferrous scrap.....	1023		381.6	374.7	358.6	-4.0	-4.3
Copper base scrap.....	1023-01		517.0	483.9	459.0	-19.5	-5.1
No. 1 copper scrap, including wire.....	1023-0101	12/86	412.3	370.3	344.8	-22.1	-6.9
No. 2 copper scrap, including wire.....	1023-0102	12/86	628.4	547.9	515.8	-25.5	-5.9
Yellow brass scrap.....	1023-0103	12/86	591.7	556.8	527.3	-22.0	-5.3
Other copper and brass scrap.....	1023-0104	12/86	602.7	—	576.3	-13.8	—
Aluminum base scrap.....	1023-02		247.3	255.4	248.4	8.9	-2.7
Solids and clippings, new aluminum base scrap.....	1023-0201	12/86	178.9	199.4	188.3	15.5	-5.6
Borings, turnings, and other new aluminum base scrap.....	1023-0202	12/86	256.2	246.4	245.0	8.5	-0.6

See footnotes at end of table.

Table 9. Producer price indexes and percent changes for commodity and service groupings and individual items, not seasonally adjusted — Continued
 [1982=100 unless otherwise indicated]

Commodity	Commodity code	Other index base	Index			Percent change to Feb. 2015 from:	
			Oct. 2014 ¹	Jan. 2015 ¹	Feb. 2015 ¹	Feb. 2014	Jan. 2015
Used beverage can scrap.....	1023-0205	12/86	238.9	241.7	241.9	14.2	0.1
Other old aluminum base scrap.....	1023-0206	12/86	187.0	183.4	179.8	-2.4	-2.0
Other nonferrous scrap (including lead, zinc and precious metals).....	1023-03		323.8	313.4	296.3	-0.7	-5.5
Other nonferrous scrap (including lead, zinc and precious metals).....	1023-0309	06/06	138.5	134.0	126.7	-0.7	-5.4
Secondary nonferrous metals.....	1024		232.8	227.8	225.2	-1.6	-1.1
Secondary aluminum.....	1024-02		204.1	203.4	198.5	2.6	-2.4
Secondary aluminum.....	1024-0229	06/97	127.0	126.6	123.5	2.6	-2.4
Secondary copper, alloyed and unalloyed.....	1024-03		527.9	497.6	500.3	-5.9	0.5
Secondary copper, alloyed and unalloyed.....	1024-0339	06/97	345.9	326.1	327.8	-5.9	0.5
Secondary precious metals.....	1024-06		265.2	261.4	262.1	-7.6	0.3
Secondary precious metals.....	1024-0669	06/97	314.5	310.0	310.8	-7.6	0.3
All other miscellaneous secondary nonferrous metals, including lead.....	1024-08	06/11	89.4	86.8	86.8	-3.3	0.0
All other miscellaneous secondary nonferrous metals, including lead.....	1024-0801	06/11	89.4	86.8	86.8	-3.3	0.0
Nonferrous mill shapes.....	1025		203.9	200.1	197.5	-0.8	-1.3
Aluminum mill shapes.....	1025-01		184.8	184.0	182.3	4.4	-0.9
Aluminum sheet and strip.....	1025-0105	12/03	131.3	129.1	129.5	5.1	0.3
Extruded aluminum rod, bar, and other extruded shapes.....	1025-0162	12/04	116.4	116.1	113.3	6.0	-2.4
Aluminum extruded and drawn pipe and tube.....	1025-0163	12/04	105.6	105.4	102.9	6.6	-2.4
Copper and brass mill shapes.....	1025-02		393.1	373.4	363.7	-10.6	-2.6
Copper and copper-base alloy sheet, strip and plate.....	1025-0237	12/03	215.2	199.2	193.6	-12.6	-2.8
Copper and copper-base alloy rod, bar and shapes.....	1025-0238	12/03	253.1	246.4	235.1	-9.3	-4.6
Copper and copper-base alloy pipe and tube.....	1025-0239	06/04	196.3	182.5	185.1	-11.0	1.4
Nickel and nickel-base alloy mill shapes.....	1025-04		174.6	166.2	165.0	1.4	-0.7
Nickel and nickel-base alloy mill shapes.....	1025-0466	12/03	126.9	120.8	119.9	1.4	-0.7
Titanium and titanium-base alloy mill shapes.....	1025-05		171.7	181.1	180.3	10.4	-0.4
Titanium and titanium-base alloy mill shapes.....	1025-0505	12/03	152.8	161.1	160.4	10.4	-0.4
Other nonferrous mill shapes.....	1025-19		193.6	193.3	193.3	-3.4	0.0
All other nonferrous metal mill shapes.....	1025-1935	12/03	161.2	161.0	161.0	-5.7	0.0
Nonferrous wire and cable.....	1026		254.0	241.6	243.5	-4.4	0.8
Nonferrous wire and cable.....	1026-03	12/82	260.6	247.8	249.8	-4.4	0.8
Electronic wire and cable.....	1026-0301	12/82	269.4	244.7	257.3	-4.2	5.1
Telephone and telegraph wire and cable.....	1026-0302	06/04	231.6	227.2	223.6	-5.9	-1.6
Building wire and cable.....	1026-0306	06/04	193.1	-	-	-	-
Copper wire and cable.....	1026-0314	12/86	310.9	289.5	293.8	-5.3	1.5
Apparatus wire from purchased insulated wire.....	1026-0327	12/03	126.5	126.4	126.4	0.9	0.0
Power wire and cable.....	1026-0332	06/04	204.0	194.5	194.1	-4.1	-0.2
Fiber optic cable.....	1026-0333	12/88	58.3	58.2	58.2	-0.5	0.0
Other wire and cable.....	1026-0398	06/04	149.0	147.5	148.6	0.0	0.7
Nonferrous forge shop products.....	1027	12/83	167.2	167.2	166.9	-0.1	-0.2
Nonferrous forge shop products.....	1027-01	12/83	167.2	167.2	166.9	-0.1	-0.2
Nonferrous forge shop products.....	1027-0111	12/83	168.0	168.0	167.7	-0.1	-0.2
Hot impression die, impact, press and upset aluminum and other nonferrous forgings.....	1027-01111	12/07	97.3	97.3	97.3	0.3	0.0
Hot impression die, impact, press and upset aluminum and aluminum alloy forgings.....	1027-011111	12/07	96.1	96.1	96.1	0.6	0.0
Hot impression die, impact, press and upset titanium and titanium alloy forgings.....	1027-011112	12/07	96.6	96.6	-	-	-
Other nonferrous hot impression die impact, press, and upset forgings.....	1027-011113	12/07	101.1	101.1	101.1	0.0	0.0
Nonferrous foundry shop products.....	1028		211.2	211.0	210.4	-0.2	-0.3
Castings, aluminum and aluminum-base alloy.....	1028-02		185.9	186.4	186.4	0.7	0.0
Sand castings, aluminum and aluminum-base alloy.....	1028-0204	06/83	219.2	220.8	220.7	1.0	0.0
Permanent and semi-permanent mold castings, aluminum and aluminum-base alloy.....	1028-0205	06/83	161.8	164.9	164.3	2.9	-0.4
Investment and other castings and cast products, aluminum and aluminum-base alloy.....	1028-0206	06/83	220.4	220.4	220.4	0.0	0.0
Die castings, aluminum and aluminum-base alloy.....	1028-0207	06/83	162.3	162.0	162.1	0.2	0.1
Castings, nonferrous (except aluminum).....	1028-07	12/11	100.1	99.3	98.3	-2.2	-1.0
Castings, nonferrous (except aluminum).....	1028-0701	12/11	100.1	99.3	98.3	-2.2	-1.0
Nonferrous die-castings (except aluminum).....	1028-07011	12/11	98.5	98.1	98.8	2.2	0.7
Other nonferrous castings (excl. die-castings), except copper.....	1028-07012	12/11	104.4	105.2	104.5	-0.9	-0.7
Copper and copper-base alloy castings (excl. die-castings).....	1028-07013	12/11	97.9	95.3	92.6	-7.5	-2.8
Metal containers.....	103		151.5	152.1	151.9	1.4	-0.1
Metal cans and can components.....	1031		143.2	143.6	143.5	1.4	-0.1
Steel cans and tinware end products.....	1031-02		205.2	205.2	205.0	0.4	-0.1
Steel cans and tinware end products.....	1031-0231	12/01	160.9	160.8	160.7	0.4	-0.1
Aluminum cans and can components.....	1031-03		106.5	106.9	106.9	2.1	0.0
Aluminum cans and can components.....	1031-0331	12/01	125.6	126.1	126.2	2.1	0.1

See footnotes at end of table.

Table 9. Producer price indexes and percent changes for commodity and service groupings and individual items, not seasonally adjusted — Continued
 [1982=100 unless otherwise indicated]

Commodity	Commodity code	Other index base	Index			Percent change to Feb. 2015 from:	
			Oct. 2014 ¹	Jan. 2015 ¹	Feb. 2015 ¹	Feb. 2014	Jan. 2015
Barrels, drums, pails and other metal containers.....	1032		243.2	245.3	244.7	1.6	-0.2
Barrels, drums, pails and other metal containers.....	1032-01		243.2	245.3	244.7	1.6	-0.2
Steel pails (1- to 12-gallon capacity) and fabricated steel boxes.....	1032-0105	12/11	100.5	100.5	100.5	-	0.0
Steel shipping barrels and drums (excl. beer barrels) (more than 12-gallon capacity).....	1032-0106	12/11	102.1	100.9	100.2	1.1	-0.7
All other metal containers.....	1032-0107	12/11	100.7	102.7	102.5	2.5	-0.2
Hardware.....	104		208.3	208.4	208.3	0.9	0.0
Hardware, n.e.c.....	1041		200.1	200.0	199.7	1.3	-0.2
Builders' hardware (lock units, key blanks, door & window hardware, cabinet hardware, etc.).....	1041-01		244.8	244.3	243.3	1.9	-0.4
Builders' hardware (lock units, key blanks, door & window hardware, cabinet hardware, etc.).....	1041-0104	06/07	123.4	123.1	122.6	1.8	-0.4
Transportation equipment hardware.....	1041-03		143.6	143.9	144.5	0.6	0.4
Motor vehicle hardware.....	1041-0311	06/85	118.4	118.7	118.9	0.3	0.2
Other transportation equipment hardware.....	1041-0341	06/85	438.1	438.1	443.6	2.0	1.3
Furniture hardware.....	1041-04		221.0	-	219.5	-0.5	-
Furniture hardware.....	1041-0411	06/85	197.4	-	196.1	-0.5	-
Other miscellaneous hardware.....	1041-05	06/85	243.2	243.1	-	-	-
Other miscellaneous hardware.....	1041-0502	12/03	172.1	172.0	-	-	-
Hand and edge tools.....	1042		228.2	228.5	228.9	0.4	0.2
Hand and edge tools.....	1042-01		228.2	228.5	228.9	0.4	0.2
Mechanics hand service tools.....	1042-0135	06/06	115.5	115.5	115.5	0.0	0.0
Edge tools, hand operated.....	1042-0145	06/06	123.6	123.7	124.5	2.1	0.6
Other handtools, n.e.c.....	1042-0155	06/06	118.9	119.3	119.5	1.3	0.2
All other handtools, n.e.c.....	1042-01554	12/11	107.1	107.5	107.5	1.2	0.0
Saw blades and handsaws.....	1042-0168	12/03	117.3	117.3	117.5	-1.2	0.2
Plumbing fixtures and fittings.....	105		254.1	256.5	257.1	3.1	0.2
Plumbing fixture fittings and trim.....	1054		291.1	294.7	295.6	2.4	0.3
Plumbing fixture fittings and trim.....	1054-02		291.0	294.6	295.5	2.4	0.3
Bath and shower fittings.....	1054-0211	06/83	241.9	241.9	246.3	3.8	1.8
Lavatory and sink fittings.....	1054-0218	06/98	143.5	146.5	146.3	2.0	-0.1
Enameled iron & metal sanitary ware.....	1056	12/86	222.0	222.0	222.0	5.0	0.0
Enameled iron & metal sanitary ware.....	1056-01	12/86	222.0	222.0	222.0	5.0	0.0
Enameled iron & metal sanitary ware.....	1056-0102	12/03	158.4	158.4	158.4	5.0	0.0
Heating equipment.....	106		245.3	244.8	246.1	1.8	0.5
Steam and hot water equipment.....	1061		276.8	276.8	276.8	2.6	0.0
Steam and hot water equipment.....	1061-01		276.8	276.8	276.8	2.6	0.0
Cast iron heating boilers, radiators and convectors.....	1061-0106	06/99	172.6	172.6	172.6	2.3	0.0
Furnaces and heaters, including parts.....	1062		194.0	191.4	194.9	2.0	1.8
Furnaces and heaters, including parts.....	1062-01		194.0	191.4	194.9	2.0	1.8
Furnaces and heaters, including parts.....	1062-0146	12/03	128.3	126.5	128.8	2.0	1.8
Warm air furnaces, including parts.....	1062-01461	12/09	111.7	-	-	-	-
Floor & wall furnaces, unit heaters, infrared heaters, & mechanical stokers, including parts.....	1062-01462	12/09	105.0	105.0	105.0	-	0.0
Other heating equipment, non-electric, including parts.....	1063		225.3	227.7	227.8	2.2	0.0
Other heating equipment, non-electric, including parts.....	1063-01		225.3	227.7	227.8	2.2	0.0
Other heating equipment, non-electric, including parts.....	1063-0161	06/99	139.8	141.3	141.4	2.2	0.1
Domestic heating stoves.....	1064		189.2	189.2	189.2	0.6	0.0
Domestic heating stoves.....	1064-01		189.2	189.2	189.2	0.6	0.0
Domestic heating stoves.....	1064-0141	06/99	149.0	149.0	149.0	0.7	0.0
Domestic water heaters.....	1066		344.9	344.8	344.8	1.7	0.0
Domestic water heaters.....	1066-01		344.9	344.8	344.8	1.7	0.0
Household water heaters, electric, for permanent installation.....	1066-0101		322.4	322.4	322.4	0.9	0.0
Household water heaters, except electric.....	1066-0114	12/00	219.0	218.9	218.9	2.2	0.0
Fabricated structural metal products.....	107		215.8	216.2	216.5	1.0	0.1
Metal doors, sash, and trim.....	1071		228.4	228.6	228.8	0.5	0.1
Metal doors and frames (except storm).....	1071-02	06/83	229.2	229.2	229.2	0.3	0.0
Metal doors and frames (except storm).....	1071-0209	06/07	118.9	118.9	118.9	0.3	0.0
Metal window sash and frames (except storm).....	1071-03	06/83	196.7	196.7	196.7	-0.7	0.0
Metal window sash and frames (except storm).....	1071-0313	06/97	134.3	134.3	134.3	-0.6	0.0
Metal molding and trim and store fronts.....	1071-04	06/83	373.6	379.4	379.4	4.7	0.0
Metal molding and trim and store fronts.....	1071-0413	06/83	373.6	379.4	379.4	4.7	0.0
Metal combination screen, storm sash, and storm doors.....	1071-05	06/83	176.6	176.6	176.8	0.3	0.1
Metal combination screen, storm sash, and storm doors.....	1071-0515	06/83	176.6	176.6	176.8	0.3	0.1
Metal window/door screens (exc. combos) & weather strip.....	1071-06	06/83	206.2	-	-	-	-

See footnotes at end of table.

Table 9. Producer price indexes and percent changes for commodity and service groupings and individual items, not seasonally adjusted — Continued
 [1982=100 unless otherwise indicated]

Commodity	Commodity code	Other index base	Index			Percent change to Feb. 2015 from:	
			Oct. 2014 ¹	Jan. 2015 ¹	Feb. 2015 ¹	Feb. 2014	Jan. 2015
Metal window/door screens (exc. combos) & weather strip.....	1071-0617	06/83	206.2	—	—	—	—
Metal tanks.....	1072		197.3	197.5	197.1	1.0	-0.2
Metal tanks.....	1072-01		197.3	197.5	197.1	1.0	-0.2
Storage and other non-pressure tanks.....	1072-0104	12/94	161.1	162.7	161.9	1.0	-0.5
Metal tanks, complete at factory, standard line pressure.....	1072-0126	12/01	156.9	156.9	156.9	1.2	0.0
Metal tanks and vessels, custom fabricated at factory, field erected.....	1072-0135	12/01	181.8	181.8	181.8	2.3	0.0
Ferrous metal pressure tanks and vessels (more than 24 inch diameter and 5 cubic ft. capacity).....	1072-01351	06/11	108.3	108.3	108.3	0.9	0.0
All other metal tanks and vessels, custom fabricated at the factory.....	1072-01352	06/11	114.4	114.4	114.4	3.1	0.0
Sheet metal products.....	1073		199.4	200.0	200.8	2.1	0.4
Sheet metal products.....	1073-01		199.4	200.0	200.8	2.1	0.4
Sheet metal air-conditioning ducts and stove pipe.....	1073-0120	12/03	170.9	168.7	172.6	1.6	2.3
Sheet metal roofing and roof drainage equipment.....	1073-0170	12/03	140.7	146.6	139.7	1.1	-0.6
Sheet metal awnings, canopies, cornices, and soffits.....	1073-01A1	06/11	103.5	103.5	103.6	2.9	0.1
Sheet metal electronic enclosures.....	1073-01C	06/11	98.9	98.9	98.9	0.1	0.0
Steel sheet metal computer & peripheral equipment enclosures.....	1073-01C1	06/11	98.9	98.9	99.0	-0.3	0.1
Aluminum sheet metal computer & peripheral equipment enclosures.....	1073-01C2	06/11	96.4	96.4	—	—	—
Other sheet metal electronic enclosures (excl. computers).....	1073-01C3	06/11	99.8	99.9	99.9	0.4	0.0
Other sheet metal work.....	1073-01G	06/11	101.3	102.8	102.7	2.3	-0.1
Structural, architectural, and pre-engineered metal products.....	1074		210.7	210.5	210.9	0.1	0.2
Fabricated structural metal.....	1074-05		201.0	200.8	201.5	0.5	0.3
Fabricated structural metal bar joists and concrete reinforcing bars.....	1074-051		189.7	189.8	189.3	2.5	-0.3
Fabricated structural iron & steel for industrial bldgs metal bar joists, short span.....	1074-0510	06/11	99.6	98.8	98.6	4.2	-0.2
Fabricated structural iron & steel for commercial, residential, institutional, & public bldgs.....	1074-0514	06/11	108.4	108.7	108.3	2.1	-0.4
Other fabricated structural metal, including for bridges.....	1074-055	06/82	218.0	217.0	221.2	-4.0	1.9
Fabricated structural metal for bridges.....	1074-0553	12/07	115.8	113.0	117.2	3.9	3.7
Custom roll form products.....	1074-07		157.6	156.0	153.8	-2.8	-1.4
Custom roll form products.....	1074-077	06/90	148.8	147.3	145.2	-2.7	-1.4
Ornamental and architectural metal work.....	1074-08	12/83	254.3	254.5	256.0	2.0	0.6
Iron, steel, and aluminum stairs, staircases and fire escapes.....	1074-0803	12/83	188.5	188.6	188.6	2.8	0.0
Steel and aluminum fences, gates (not wire), and railings and window guards... ..	1074-0813	12/97	153.3	153.4	155.5	1.2	1.4
Open metal flooring, grating and studs.....	1074-0814	12/97	181.9	181.9	188.4	4.3	3.6
Other architectural and ornamental metal work.....	1074-082	12/97	167.9	168.1	168.1	0.5	0.0
Other aluminum and metal architectural and ornamental work.....	1074-0821	12/08	110.6	111.1	111.0	0.5	-0.1
Other iron and steel architectural and ornamental work.....	1074-0822	12/08	106.8	106.8	106.8	0.6	0.0
Fabricated metal pipe, tube, and fittings.....	1074-11	12/11	100.9	101.3	102.1	-0.4	0.8
Fabricated metal pipe, tube, and fittings.....	1074-1151	12/11	100.9	101.3	102.1	-0.4	0.8
Heat exchangers and steam condensers (except for nuclear applications).....	1075		271.7	276.6	276.6	2.8	0.0
Heat exchangers and steam condensers (except for nuclear applications).....	1075-01		271.7	276.6	276.6	2.8	0.0
Heat exchangers and steam condensers (except for nuclear applications).....	1075-0103		271.7	276.6	276.6	2.8	0.0
Fabricated steel plate.....	1076		216.1	215.6	215.0	1.0	-0.3
Fabricated steel plate.....	1076-01		216.1	215.6	215.0	1.0	-0.3
Fabricated steel plate.....	1076-0102	12/01	147.5	147.2	146.8	1.0	-0.3
Stationary and marine power boilers.....	1077		218.9	218.9	218.9	2.0	0.0
Stationary and marine power boilers.....	1077-01		218.9	218.9	218.9	2.0	0.0
Parts and attachments for steel power boilers exc. nuclear applications (sold separately).....	1077-0105	06/11	104.7	104.7	104.7	1.4	0.0
Prefabricated metal buildings.....	1079		297.0	301.8	301.9	3.5	0.0
Prefabricated metal building systems (excl. farm service bldgs, residential bldgs, & parts).....	1079-01		292.0	297.1	297.1	3.7	0.0
Prefabricated metal building systems (excl. farm service bldgs, residential bldgs, & parts).....	1079-0101	12/97	212.1	215.9	215.9	3.7	0.0
Prefabricated metal building systems (excl. farm service bldgs, resid. bldgs, & parts).....	1079-01011	12/07	121.0	—	—	—	—
Industrial & commercial prefab metal building systems (excl farm svc bldgs, residential, parts).....	1079-01012	12/07	143.0	—	—	—	—
Other prefabricated & portable buildings, steel and aluminum.....	1079-02		318.8	328.7	—	—	—
Other prefabricated & portable buildings, steel and aluminum.....	1079-0201	12/97	216.4	223.2	—	—	—
Panels, parts, and sections for prefabricated buildings, steel and aluminum.....	1079-03		251.8	245.9	—	—	—
Panels, parts, and sections for prefabricated buildings, steel and aluminum.....	1079-0354		251.8	245.9	—	—	—
Miscellaneous metal products.....	108		169.2	169.4	169.5	0.4	0.1
Bolts, nuts, screws, rivets, and washers.....	1081		187.6	188.7	188.9	0.0	0.1
Externally threaded fasteners, except aircraft types.....	1081-02	06/82	169.9	170.3	170.8	1.1	0.3
Hex bolts, including heavy, tap-and-joint.....	1081-0206	06/82	157.3	158.1	158.1	0.7	0.0
Cap, set, machine, lag, flange, and self-locking screws, except aircraft types... ..	1081-0231		194.2	194.2	196.5	2.2	1.2

See footnotes at end of table.

Table 9. Producer price indexes and percent changes for commodity and service groupings and individual items, not seasonally adjusted — Continued
 [1982=100 unless otherwise indicated]

Commodity	Commodity code	Other index base	Index			Percent change to Feb. 2015 from:	
			Oct. 2014 ¹	Jan. 2015 ¹	Feb. 2015 ¹	Feb. 2014	Jan. 2015
Tapping screws and wood screws, except aircraft types.....	1081-0236		162.8	162.8	162.8	0.0	0.0
Other metal bolts, incl. square, round, plow, high-strength structural, and bent ...	1081-0262	12/99	177.5	179.0	179.0	2.6	0.0
Other externally threaded metal fasteners, including studs, except aircraft types.....	1081-0263	12/99	110.5	110.6	110.5	-0.1	-0.1
Internally threaded fasteners, except aircraft types.....	1081-03	06/82	124.4	127.0	127.0	2.8	0.0
Internally threaded fasteners, except aircraft types.....	1081-0312	06/82	124.4	127.0	127.0	2.8	0.0
Nonthreaded metal fasteners, except aircraft types.....	1081-04	06/82	179.4	179.7	179.7	0.1	0.0
Nonthreaded metal fasteners, except aircraft types.....	1081-0424	06/82	179.4	179.7	179.7	0.1	0.0
Aircraft fasteners, except plastics (including aerospace).....	1081-05	06/82	269.6	269.6	269.6	-4.0	0.0
Aircraft fasteners, except plastics (including aerospace).....	1081-0536	06/82	269.6	269.6	269.6	-4.0	0.0
Formed products, except fasteners, made by cold-, warm-, or hot-heading processes.....	1081-06	06/82	216.9	219.6	-	-	-
Formed products, except fasteners, made by cold-, warm-, or hot-heading processes.....	1081-0648	06/82	216.9	219.6	-	-	-
Lighting fixtures.....	1083		165.5	167.5	167.7	1.8	0.1
Residential electric lighting fixtures, except portable.....	1083-02		185.5	186.1	186.0	0.9	-0.1
Residential electric lighting fixtures, except portable.....	1083-0225	06/98	128.6	129.0	129.0	0.9	0.0
Commercial, institutional and industrial electric lighting fixtures.....	1083-03		174.7	174.9	176.0	0.9	0.6
Commercial and institutional electric lighting fixtures, including parts and accessories.....	1083-0302	12/04	119.8	119.9	120.9	1.0	0.8
Industrial electric lighting fixtures, including parts and accessories.....	1083-0304	12/04	125.1	125.2	125.2	0.3	0.0
Vehicular lighting equipment.....	1083-04		141.6	147.2	147.0	5.0	-0.1
Vehicular lighting equipment.....	1083-0404	06/07	115.5	120.0	119.9	5.0	-0.1
Other lighting equipment.....	1083-05		161.9	163.6	163.2	1.0	-0.2
Outdoor lighting equipment, including parts.....	1083-0522	06/85	157.6	160.3	159.7	1.5	-0.4
All other miscellaneous electric and nonelectric lighting equipment.....	1083-0524	06/85	109.9	110.1	110.1	0.4	0.0
Ammunition, except for small arms.....	1085	12/85	193.3	192.6	192.6	0.6	0.0
Ammunition, except for small arms.....	1085-01	12/85	193.3	192.6	192.6	0.6	0.0
Ammunition, except for small arms.....	1085-0101	12/85	193.3	192.6	192.6	0.6	0.0
Ordnance and ordnance accessories, n.e.c.....	1086	12/85	206.1	206.0	206.0	-6.5	0.0
Ordnance and ordnance accessories, n.e.c.....	1086-01	12/85	206.1	206.0	206.0	-6.5	0.0
Ordnance and ordnance accessories, n.e.c.....	1086-0101	12/85	206.1	206.0	206.0	-6.5	0.0
Fabricated ferrous wire products.....	1088	06/82	221.5	222.4	222.5	0.4	0.0
Ferrous wire rope, cable, forms and strand.....	1088-01	06/82	193.7	193.6	193.9	-1.1	0.2
Ferrous wire rope, cable, forms and strand.....	1088-0101	06/82	193.7	193.6	193.9	-1.1	0.2
Ferrous wire cloth, other woven wire products.....	1088-07	06/82	181.0	179.8	178.9	2.3	-0.5
Ferrous wire cloth, other woven wire products.....	1088-0701	06/82	181.0	179.8	178.9	2.3	-0.5
Other fabricated ferrous wire products.....	1088-09	06/82	219.8	220.1	220.4	0.5	0.1
Steel fencing and fence gates.....	1088-0993	06/09	102.1	103.2	-	-	-
Other fabricated ferrous wire products, n.e.c.....	1088-0996	12/11	100.9	100.9	101.0	0.4	0.1
Steel nails, staples, tacks, spikes and brads.....	1088-12	06/09	153.7	159.5	158.6	1.9	-0.6
Steel nails, staples, tacks, spikes and brads.....	1088-1201	06/09	153.7	159.5	158.6	1.9	-0.6
Other miscellaneous metal products.....	1089		161.0	160.7	160.9	0.4	0.1
Wire springs.....	1089-04		184.9	184.9	185.5	1.9	0.3
Precision mechanical wire springs.....	1089-0424		189.2	189.4	189.4	1.1	0.0
Precision mechanical extension- and torsion-type wire springs.....	1089-04241	12/09	107.6	107.8	108.3	2.8	0.5
Precision mechanical compression-type springs.....	1089-04242	12/09	108.6	108.6	108.4	0.3	-0.2
Other light gauge wire springs.....	1089-0425	12/82	176.4	176.4	177.4	2.5	0.6
Other metal products.....	1089-05		153.4	153.0	153.2	0.3	0.1
Automotive job stampings.....	1089-0507		117.2	117.3	117.9	0.1	0.5
Automotive screw machine products.....	1089-0521	12/83	149.1	148.9	148.9	-0.3	0.0
Other screw machine products.....	1089-0522	12/83	187.5	187.8	187.6	1.0	-0.1
Nonferrous woven wire, made from purchased wire.....	1089-0552	12/04	180.6	179.2	178.3	-2.0	-0.5
Metal ladders.....	1089-0556	12/10	112.4	112.4	112.4	0.0	0.0
Metal powders, paste, and flake.....	1089-0564	06/85	205.7	199.0	197.5	0.3	-0.8
Powder metallurgy parts, except bearings, gears, etc.....	1089-0571	12/91	123.7	124.3	124.3	0.9	0.0
Other fabricated metal products.....	1089-0589	06/85	176.9	177.0	177.1	0.1	0.1
Metal stampings n.e.c.....	1089-07	06/84	183.9	183.5	183.8	1.2	0.2
Metal job stampings, except automotive.....	1089-0701		207.5	206.4	206.8	1.1	0.2
Recreational vehicle metal job stamping.....	1089-07011	12/10	101.1	99.8	100.9	-0.6	1.1
Motor and generator metal job stamping.....	1089-07012	12/10	106.2	105.9	104.0	3.5	-1.8
Other metal job stampings.....	1089-07013	12/10	104.2	104.0	104.4	0.5	0.4
Computer and office machine metal job stampings.....	1089-07014	12/10	101.5	101.5	101.5	0.0	0.0
Electrical appliance metal job stamping.....	1089-07015	12/10	108.4	107.3	107.3	4.0	0.0
Metal spinning products, excluding cooking and kitchen utensils.....	1089-0703	12/10	102.5	102.5	102.5	2.2	0.0
Stamped and pressed metal end products, including vitreous enameled products.....	1089-0706	12/10	104.3	105.5	105.5	1.2	0.0
Metal foil and leaf.....	1089-08	12/84	131.3	132.3	130.0	-0.5	-1.7

See footnotes at end of table.

Table 9. Producer price indexes and percent changes for commodity and service groupings and individual items, not seasonally adjusted — Continued
 [1982=100 unless otherwise indicated]

Commodity	Commodity code	Other index base	Index			Percent change to Feb. 2015 from:	
			Oct. 2014 ¹	Jan. 2015 ¹	Feb. 2015 ¹	Feb. 2014	Jan. 2015
Flexible packaging foil.....	1089-0811	12/84	126.5	126.7	122.9	-2.1	-3.0
Heavy gauge springs.....	1089-09	06/04	151.4	151.3	151.3	0.9	0.0
Hot formed steel springs, except wire.....	1089-0912	06/04	168.4	168.1	168.2	1.6	0.1
Cold formed steel springs, except wire.....	1089-0913	06/04	132.7	132.7	—	—	—
Machinery and equipment.....	11		136.5	136.9	136.9	0.7	0.0
Agricultural machinery and equipment.....	111		220.7	221.8	222.7	1.4	0.4
Agricultural machinery and equipment.....	1114	12/02	138.2	138.9	139.4	1.4	0.4
Commercial turf and grounds care equipment, including parts and attachments....	1114-01	12/02	127.0	127.2	127.1	0.6	-0.1
Commercial turf and grounds care equipment, including parts and attachments....	1114-0111	12/02	127.0	127.2	127.1	0.6	-0.1
Farm plows, harrows, rollers, pulverizers, etc., and attachments.....	1114-02	12/02	173.4	173.4	173.4	1.5	0.0
Farm plows, harrows, rollers, pulverizers, etc., and attachments.....	1114-0211	12/02	173.4	173.4	173.4	1.5	0.0
Farm-type (power take-off hp) wheel tractors (2/4-wheel drive)(with or without attachments).....	1114-03	12/02	128.0	128.0	130.2	1.9	1.7
Farm-type (power take-off hp) wheel tractors (2/4-wheel drive)(with or without attachments).....	1114-0311	12/02	128.0	128.0	130.2	1.9	1.7
Farm dairy equipment, sprayers and dusters, farm blowers, and attachments.....	1114-04	12/02	139.8	141.8	141.1	1.5	-0.5
Farm dairy equipment, sprayers and dusters, farm blowers, and attachments....	1114-0411	12/02	139.8	141.8	141.1	1.5	-0.5
Planting, seeding, and fertilizing machinery and attachments.....	1114-05	12/02	144.4	144.6	144.8	2.3	0.1
Planting, seeding, and fertilizing machinery and attachments.....	1114-0511	12/02	144.4	144.6	144.8	2.3	0.1
Harvesting machinery (except hay and straw) and attachments.....	1114-06	12/82	221.4	222.9	222.8	-0.5	0.0
Harvesting machinery (except hay and straw) and attachments.....	1114-0611	12/82	221.4	222.9	222.8	-0.5	0.0
Haying machinery and attachments.....	1114-07	12/82	218.9	219.4	220.2	2.9	0.4
Haying machinery and attachments.....	1114-0711	12/82	218.9	219.4	220.2	2.9	0.4
All other farm machinery and equipment, excluding parts, including attachments... All other farm machinery and equipment, excluding parts, including attachments.....	1114-08	12/02	163.2	166.0	165.7	2.2	-0.2
Parts for farm machinery, for sale separately.....	1114-09	12/02	130.3	130.5	130.4	1.2	-0.1
Parts for farm machinery, for sale separately.....	1114-0911	12/02	130.3	130.5	130.4	1.2	-0.1
Construction machinery and equipment.....	112		214.5	216.6	216.5	1.4	0.0
Tractors and attachments, ex. parts.....	112A	12/99	140.7	141.3	141.3	0.4	0.0
Construction machinery for mounting (excluding parts, winches, snow clearing attachments).....	112A-03	12/99	132.5	132.6	132.6	0.2	0.0
Construction machinery for mounting (excluding parts, winches, snow clearing attachments).....	112A-0302	12/99	132.5	132.6	132.6	0.2	0.0
Tractor shovel loaders (skid steer, wheel, crawler, and integral design backhoes)..... Tractor shovel loaders (skid steer, wheel, crawler, and integral design backhoes).....	112A-04	06/86	204.3	205.3	205.3	0.5	0.0
Construction wheel and crawler tractors, dozers, self-propelled log skidders, etc.... Construction wheel and crawler tractors, dozers, self-propelled log skidders, etc.....	112A-05	12/03	135.5	135.9	135.9	0.4	0.0
Construction wheel and crawler tractors, dozers, self-propelled log skidders, etc.....	112A-0501	12/03	135.5	135.9	135.9	0.4	0.0
Power cranes, draglines, & shovels (excavators) (incl. surface mining equipment) (excl. parts).....	112B	12/99	138.6	141.2	141.0	1.3	-0.1
Power cranes, draglines, & shovels (excavators) (incl. surface mining equipment) (excl. parts).....	112B-05	12/99	138.6	141.2	141.0	1.3	-0.1
Power cranes, draglines, & shovels (excavators) (incl. surface mining equipment) (excl. parts).....	112B-0504	12/99	138.6	141.2	141.0	1.3	-0.1
Mixers, pavers, and related equipment (excluding parts).....	112C	12/99	190.2	189.0	189.0	0.0	0.0
Mixers, pavers, and related equipment (excluding parts).....	112C-01	12/99	190.2	189.0	189.0	0.0	0.0
Mixers, pavers, and related equipment (excluding parts).....	112C-0109	12/99	136.6	135.7	135.7	0.0	0.0
Off-highway, equipment, ex. parts.....	112D	12/99	153.7	157.3	157.3	1.1	0.0
Off-highway trucks, haulers, truck-type tractor chassis, trailers, etc. (excluding parts).....	112D-02	12/03	150.2	150.7	150.7	-2.9	0.0
Off-highway trucks, haulers, truck-type tractor chassis, trailers, etc. (excluding parts).....	112D-0201	12/03	150.2	150.7	150.7	-2.9	0.0
Graders, rollers & compactors, rough-terrain forklifts, scrapers, trenchers, etc. (excl. parts).....	112D-03	12/03	144.4	149.9	149.9	4.1	0.0
Graders, rollers & compactors, rough-terrain forklifts, scrapers, trenchers, etc. (excl. parts).....	112D-0301	12/03	144.4	149.9	149.9	4.1	0.0
Misc. construction machinery and equipment.....	112J	12/05	129.5	130.2	130.2	2.8	0.0
Winches, aerial work platforms, and automotive wrecker hoists.....	112J-01	12/05	127.8	127.8	127.8	1.5	0.0
Winches, aerial work platforms, and automotive wrecker hoists.....	112J-0101	12/03	161.0	161.0	161.0	1.5	0.0
Winches, all types (excluding parts).....	112J-010175	12/13	100.1	100.1	100.1	—	0.0
Other construction machinery and equipment (excluding parts).....	112J-03	12/03	147.8	149.9	149.9	4.8	0.0
Other construction machinery and equipment (excluding parts).....	112J-0301	12/03	147.8	149.9	149.9	4.8	0.0
Parts for construction machinery and equipment, sold separately.....	112K	12/99	139.3	140.6	140.1	0.6	-0.4
Parts for construction machinery and equipment, sold separately.....	112K-01	12/99	139.3	140.6	140.1	0.6	-0.4
Parts for cranes, draglines, and shovels (including surface mining equipment) (sold separately).....	112K-0101	12/11	107.3	108.7	108.6	0.4	-0.1

See footnotes at end of table.

Table 9. Producer price indexes and percent changes for commodity and service groupings and individual items, not seasonally adjusted — Continued
 [1982=100 unless otherwise indicated]

Commodity	Commodity code	Other index base	Index			Percent change to Feb. 2015 from:	
			Oct. 2014 ¹	Jan. 2015 ¹	Feb. 2015 ¹	Feb. 2014	Jan. 2015
Parts for off-highway wheel tractors and shovel loaders (sold separately).....	112K-0102	12/11	101.1	101.3	101.1	0.1	-0.2
Parts for other construction machinery (sold separately).....	112K-0103	12/11	101.5	102.6	101.9	1.1	-0.7
Metalworking machinery and equipment.....	113		185.0	185.8	186.2	1.1	0.2
Power-driven handtools, including parts and attachments.....	1132		163.6	165.7	166.6	2.3	0.5
Power-driven handtools, including parts and attachments.....	1132-11	12/04	111.4	112.9	113.4	2.3	0.4
Power-driven handtools, including parts and attachments.....	1132-1101	12/04	111.4	112.9	113.4	2.3	0.4
Power-driven handtools, pneumatic, hydraulic, and power-actuated.....	1132-11011	06/11	109.2	110.2	110.4	1.5	0.2
Power-driven handtools, battery-powered (cordless), including parts.....	1132-11013	06/11	100.9	-	-	-	-
Power-driven handtools, electric (except battery powered), including parts.....	1132-11014	06/11	105.0	106.8	108.1	3.7	1.2
Welding machines and equipment.....	1133		276.1	276.0	276.1	1.1	0.0
Arc welding machines, components, and accessories (excluding electrodes and stud welding equip).....	1133-01		246.6	246.6	246.6	3.4	0.0
Arc welding machines, components, and accessories (excluding electrodes and stud welding equip).....	1133-0175	12/97	162.0	162.0	162.0	3.4	0.0
Resistance welders, components, accessories, and electrodes.....	1133-02		241.3	240.4	241.0	-0.4	0.2
Resistance welders, components, accessories, and electrodes.....	1133-0276	12/84	223.6	222.8	223.4	-0.4	0.3
Arc welding electrodes, metal.....	1133-03		409.3	409.4	-	-	-
Arc welding electrodes, metal.....	1133-0378	12/84	389.5	389.7	-	-	-
Gas welding and cutting equipment, parts, attachments, and accessories.....	1133-04		213.3	212.5	213.3	-1.4	0.4
Gas welding and cutting equipment, parts, attachments, and accessories.....	1133-0461	06/83	209.8	209.0	209.8	-1.4	0.4
Other welding equipment, components, and accessories (except arc, resistance, and gas).....	1133-06	12/00	120.4	120.4	120.4	0.1	0.0
Other welding equipment, components, and accessories (except arc, resistance, and gas).....	1133-0629	12/00	120.4	120.4	120.4	0.1	0.0
Industrial process furnaces and ovens.....	1134		198.2	198.8	199.0	1.7	0.1
Industrial process furnaces and ovens, except parts and attachments.....	1134-07	12/04	122.4	122.9	123.0	1.5	0.1
Industrial process furnaces and ovens, except parts and attachments.....	1134-0711	12/04	122.4	122.9	123.0	1.5	0.1
Parts and attachments for industrial process furnaces and ovens.....	1134-09	06/11	105.9	105.9	105.9	2.1	0.0
Parts and attachments for industrial process furnaces and ovens.....	1134-0901	06/11	105.9	105.9	105.9	2.1	0.0
Cutting tools and accessories.....	1135		183.2	186.5	186.6	2.5	0.1
Small cutting tools.....	1135-01		176.2	180.0	180.0	3.0	0.0
End mills and milling cutters.....	1135-0144	12/11	102.4	104.9	104.8	2.4	-0.1
Threading tools, including blanks, tips and inserts.....	1135-0145	12/11	101.4	103.9	103.9	2.6	0.0
Taps, carbide indexable, and throwaway inserts for machine tools.....	1135-0147	12/11	104.7	108.2	108.2	3.9	0.0
Other cutting tools for machine tools, excluding tips and blanks.....	1135-0149	12/11	102.4	104.0	104.1	3.7	0.1
Precision measuring tools.....	1135-02		191.0	192.6	193.1	1.3	0.3
Precision measuring tools.....	1135-0243	06/83	184.8	186.3	186.8	1.2	0.3
Other machine tool attachments and accessories.....	1135-05	06/83	189.2	192.7	192.6	2.1	-0.1
Other machine tool attachments and accessories.....	1135-0501	06/83	189.2	192.7	192.6	2.1	-0.1
Abrasive products.....	1136		193.0	192.6	192.8	0.1	0.1
Nonmetallic sized grains, powders, and flour abrasives.....	1136-01		127.9	127.9	127.9	0.6	0.0
Nonmetallic sized grains, powders, and flour abrasives.....	1136-0105	06/87	164.7	164.7	164.7	0.5	0.0
Nonmetallic abrasive products (including diamond abrasives).....	1136-03		185.5	185.7	185.8	0.5	0.1
Nonmetallic abrasive products (including diamond abrasives).....	1136-0311	06/87	169.8	170.0	170.0	0.5	0.0
Nonmetallic coated abrasive products and buffing wheels, polishing wheels, and laps.....	1136-05		241.9	240.7	241.3	-0.4	0.2
Nonmetallic coated abrasive products and buffing wheels, polishing wheels, and laps.....	1136-0505		179.0	178.2	178.6	-0.4	0.2
Metal abrasives including steel and iron grit, shot, and sand, and other metal abrasives.....	1136-32	12/11	100.0	100.0	100.0	0.0	0.0
Metal abrasives including steel and iron grit, shot, and sand, and other metal abrasives.....	1136-3206	12/11	100.0	100.0	100.0	0.0	0.0
Metal cutting machine tools.....	1137		196.5	197.1	198.6	1.5	0.8
Metal grinding, polishing, buffing, honing, and lapping machines.....	1137-13		271.4	273.0	273.0	1.8	0.0
Metal grinding, polishing, buffing, honing, and lapping machines.....	1137-1361	06/83	269.0	270.7	270.7	1.8	0.0
Other metal-cutting machine tools.....	1137-20	12/09	110.3	110.9	112.7	2.8	1.6
Other metal-cutting machine tools.....	1137-2041	12/09	110.3	110.9	112.7	2.8	1.6
Metal machining centers.....	1137-21	12/09	113.6	113.6	113.6	0.0	0.0
Metal machining centers.....	1137-2121	12/09	113.6	113.6	113.6	0.0	0.0
Rebuilt metal-cutting machine tools and parts for metal-cutting machine tools.....	1137-53	12/02	126.2	126.2	126.2	0.0	0.0
Rebuilt metal-cutting machine tools and parts for metal-cutting machine tools.....	1137-5311	12/02	126.2	126.2	126.2	0.0	0.0
Metal forming machine tools.....	1138		221.6	221.4	221.3	1.8	0.0
Metal-forming machine tools (except rebuilt and parts).....	1138-26	12/09	111.9	111.8	111.7	1.9	-0.1
Metal punching and shearing (power & manual), and bending and forming machines (power only).....	1138-2611		190.7	190.1	190.0	3.0	-0.1
Metalworking presses (except forging and die-stamping presses).....	1138-2631		239.2	239.3	239.2	2.1	0.0
Other metal-forming machine tools (except presses).....	1138-2651		255.5	255.5	255.5	0.0	0.0
Rebuilt metal-forming machine tools and parts for metal-forming machine tools.....	1138-52	12/02	123.7	123.7	123.7	1.5	0.0

See footnotes at end of table.

Table 9. Producer price indexes and percent changes for commodity and service groupings and individual items, not seasonally adjusted — Continued
 [1982=100 unless otherwise indicated]

Commodity	Commodity code	Other index base	Index			Percent change to Feb. 2015 from:	
			Oct. 2014 ¹	Jan. 2015 ¹	Feb. 2015 ¹	Feb. 2014	Jan. 2015
Rebuilt metal-forming machine tools and parts for metal-forming machine tools..	1138-5205	12/02	123.7	123.7	123.7	1.5	0.0
Tools, dies, jigs, fixtures & ind. molds.....	1139		150.4	150.5	150.7	0.1	0.1
Special tools, dies, jigs, and fixtures.....	1139-01		164.4	164.2	164.3	-0.2	0.1
Special tools, dies, jigs, and fixtures.....	1139-0135	12/03	107.9	107.7	107.8	-0.2	0.1
Jigs and fixtures, including parts.....	1139-01351	06/10	109.2	109.2	109.2	0.6	0.0
Metalworking dies and die sets.....	1139-01353	06/10	102.5	102.1	102.2	-0.7	0.1
Standard punches, industrial prototypes, die parts & other special tooling for dies.....	1139-01357	06/10	103.0	103.0	103.0	-0.1	0.0
Industrial molds and mold boxes.....	1139-03		131.2	131.8	132.0	0.5	0.2
Industrial injection-type molds made of metal for plastics.....	1139-0312	12/09	109.5	110.5	110.5	0.9	0.0
Other industrial molds and mold boxes.....	1139-0331	12/09	100.4	100.4	100.7	0.1	0.3
Metalworking machinery n. e. c.....	113A	06/83	204.0	205.7	206.9	2.7	0.6
Metalworking assembly machines.....	113A-01	06/83	180.7	182.2	182.7	0.8	0.3
Metalworking assembly machines.....	113A-0101	06/83	180.7	182.2	182.7	0.8	0.3
Other metalworking machinery.....	113A-02	06/83	239.6	241.4	244.3	6.1	1.2
Other metalworking machinery.....	113A-0201	06/83	239.6	241.4	244.3	6.1	1.2
Rolling mill machinery.....	113B	12/87	220.9	221.6	221.0	-0.1	-0.3
Rolling mill machinery.....	113B-01	12/87	220.9	221.6	221.0	-0.1	-0.3
Rolling mill machinery.....	113B-0101	12/87	220.9	221.6	221.0	-0.1	-0.3
General purpose machinery and equipment.....	114		223.7	224.7	225.5	1.7	0.4
Pumps, compressors, and equipment.....	1141		241.9	244.0	244.1	1.8	0.0
Industrial pumps, except hydraulic fluid power pumps.....	1141-02		236.3	238.4	239.0	1.4	0.3
Industrial pumps, except hydraulic fluid power pumps.....	1141-0212	12/97	150.8	152.1	152.5	1.3	0.3
Parts & attachments for air & gas compressors & vacuum pumps.....	1141-07	06/84	246.3	246.3	247.7	0.9	0.6
Parts & attachments for air & gas compressors & vacuum pumps.....	1141-0701	06/84	246.3	246.3	247.7	0.9	0.6
Industrial spraying equipment.....	1141-08	06/84	180.2	176.3	176.3	-2.2	0.0
Industrial spraying equipment.....	1141-0801	06/84	180.2	176.3	176.3	-2.2	0.0
Measuring and dispensing pumps.....	1141-09	06/84	207.4	212.9	213.0	1.3	0.0
Measuring and dispensing pumps.....	1141-0906	12/03	141.6	145.4	145.4	1.3	0.0
Other pumps, including parts.....	1141-12	12/83	280.5	283.0	282.9	2.6	0.0
Parts and attachments for pumps.....	1141-1211	12/83	313.6	318.8	318.5	2.3	-0.1
All other pumps, including domestic sump, oil well, and oil field pumps.....	1141-1215	12/97	157.3	158.3	158.3	2.9	0.0
Domestic sump pumps.....	1141-12151	12/09	116.6	119.0	118.9	6.2	-0.1
Oil-well and oil-field pumps.....	1141-12153	12/09	110.6	110.6	110.6	2.0	0.0
Other pumps, except automotive circulating pumps, and measuring & dispensing pumps.....	1141-12155	12/09	116.9	118.7	118.7	3.8	0.0
Domestic water systems.....	1141-13	12/03	150.3	152.7	152.6	2.1	-0.1
Domestic water systems.....	1141-1311	12/03	150.3	152.7	152.6	2.1	-0.1
Air and gas compressors and vacuum pumps.....	1141-15	06/05	144.3	145.8	145.8	2.4	0.0
Air and gas compressors and vacuum pumps.....	1141-1501	06/05	144.3	145.8	145.8	2.4	0.0
Air & gas compressors, except compressors for ice making, refrigeration, or a/c equipment.....	1141-15011	12/11	110.7	112.2	112.4	2.9	0.2
Vacuum pumps, except laboratory.....	1141-15012	12/11	107.1	107.1	105.9	-0.1	-1.1
Elevators, escalators, and other lifts.....	1142		143.9	144.9	145.0	2.0	0.1
Elevators and moving stairways.....	1142-01		137.0	137.9	137.9	2.0	0.0
Elevators and moving stairways.....	1142-0112	12/03	119.7	120.5	120.5	1.9	0.0
Parts and attachments for elevators and moving stairs (sold separately).....	1142-02		176.4	179.3	179.1	1.8	-0.1
Parts and attachments for elevators and moving stairs (sold separately).....	1142-0221		176.4	179.3	179.1	1.8	-0.1
Fluid power equipment.....	1143		242.3	243.3	243.4	0.8	0.0
Fluid power pumps and parts.....	1143-01		230.9	231.7	232.1	0.7	0.2
Nonaerospace-type reciprocating fluid power pumps.....	1143-0112	12/11	107.9	-	-	-	-
Nonaerospace-type rotary and other fluid power pumps.....	1143-0113	12/14	-	95.5	95.9	-	0.4
Nonaerospace-type fluid power motors.....	1143-0115	12/11	107.4	111.0	111.0	3.9	0.0
Parts for fluid power pumps, motors, and hydrostatic transmissions.....	1143-0119	12/11	102.5	102.8	103.0	-4.5	0.2
Fluid power valves.....	1143-02		259.7	260.7	260.7	0.7	0.0
Fluid power valves.....	1143-0201	12/82	253.3	254.3	254.3	0.6	0.0
Non-aerospace type hydraulic directional control valves.....	1143-02013	12/07	129.2	129.1	129.3	1.0	0.2
Non-aerospace type hydraulic valves, except directional control.....	1143-02014	12/07	120.1	122.1	122.0	1.1	-0.1
Non-aerospace type pneumatic directional control valves.....	1143-02015	12/07	120.9	120.9	120.9	0.4	0.0
Non-aerospace type pneumatic valves, except directional control.....	1143-02016	12/07	115.2	116.0	116.0	1.8	0.0
Aerospace type fluid power valves.....	1143-0201A	06/09	114.6	114.6	114.6	0.3	0.0
Fluid power cylinders, actuators, accumulators, cushions, & parts.....	1143-03		216.4	218.1	218.0	1.4	0.0
Non-aerospace hydraulic & all aerospace-type fluid power cylinders.....	1143-0312	06/98	149.1	150.7	150.4	1.3	-0.2
Non-aerospace pneumatic fluid power cylinders.....	1143-0313	06/98	157.9	-	-	-	-
Parts for hydraulic & pneumatic cylinders and actuators.....	1143-0315	06/98	161.3	161.6	161.6	0.6	0.0
Fluid power hose and tube fittings.....	1143-04		271.4	271.2	271.2	0.0	0.0
Fluid power hose and tube fittings.....	1143-0406		271.4	271.2	271.2	0.0	0.0

See footnotes at end of table.

Table 9. Producer price indexes and percent changes for commodity and service groupings and individual items, not seasonally adjusted — Continued
 [1982=100 unless otherwise indicated]

Commodity	Commodity code	Other index base	Index			Percent change to Feb. 2015 from:	
			Oct. 2014 ¹	Jan. 2015 ¹	Feb. 2015 ¹	Feb. 2014	Jan. 2015
Parts for fluid power valves.....	1143-05	06/91	174.9	175.6	175.6	2.3	0.0
Parts for fluid power valves.....	1143-0501	06/91	174.9	175.6	175.6	2.3	0.0
Industrial material handling equipment.....	1144		203.3	204.2	207.4	3.2	1.6
Conveying equipment.....	1144-02		199.5	200.0	200.6	1.8	0.3
Unit handling conveyors and conveying systems.....	1144-0212	06/84	178.9	179.2	180.0	2.7	0.4
Unit handling gravity and trolley conveyors and conveying systems.....	1144-02122	06/09	110.9	110.9	112.1	3.8	1.1
All other unit handling conveyors, including tow, belt, roller, pneumatic, portable, etc.....	1144-02124	06/09	110.6	110.8	111.1	2.3	0.3
Parts and accessories for unit handling conveyors & conveying systems, sold separately.....	1144-0214	06/84	231.9	232.2	233.6	2.1	0.6
Bulk material handling conveyors & conveying systems.....	1144-0216	06/84	185.3	186.0	186.0	0.6	0.0
Parts and accessories for bulk material handling conveyors and conveying systems.....	1144-0218	06/84	303.7	305.9	305.8	1.3	0.0
Industrial trucks, trailers, and stackers.....	1144-03		197.9	198.6	204.0	4.3	2.7
Industrial trucks, tractors, mobile straddle carriers & cranes, & automatic stacking machines.....	1144-035	12/11	110.1	110.6	114.2	5.1	3.3
Work trucks with lifting & handling equipment, riding, electric, self-propelled.....	1144-0353	06/02	151.3	153.4	154.1	2.3	0.5
Work trucks with lifting & handling equipment, non-riding electric or any non-electric.....	1144-0356	06/02	144.3	144.4	148.5	8.4	2.8
Work trucks not fitted with lifting & handling equipment, electric or non-electric.....	1144-0357	06/02	142.6	142.6	-	-	-
Bulk powered material moving equipment, dock boards, and metal pallets and skids.....	1144-0358	06/02	140.1	140.1	141.3	0.9	0.9
Parts and attachments for industrial trucks and tractors.....	1144-0378	12/86	251.2	251.2	252.6	1.6	0.6
Hoists, overhead cranes, and monorail systems.....	1144-04		229.1	232.6	233.7	3.0	0.5
Hoists.....	1144-0481	12/84	231.9	233.1	233.1	2.5	0.0
Overhead traveling cranes and monorail systems.....	1144-0485	12/84	205.5	210.8	213.0	3.7	1.0
Mechanical power transmission equipment.....	1145		258.0	258.7	259.6	1.4	0.3
Speed changers, drives, gears.....	1145-01		261.6	261.5	261.9	0.8	0.2
Loose gear, pinions and racks.....	1145-0108	12/83	190.9	187.2	188.3	0.2	0.6
Speed changers and industrial high speed drives & parts other than loose gearing.....	1145-0117	12/03	152.9	154.5	154.4	1.1	-0.1
Other power transmission equipment.....	1145-02	12/84	240.2	241.6	242.7	1.8	0.5
Plain bearings and bushings.....	1145-0201	12/84	161.9	162.1	161.9	1.6	-0.1
Mechanical power transmission equipment, excl. speed changers, drives, & gears.....	1145-0212	12/03	157.1	158.2	159.1	1.9	0.6
Scales and balances.....	1146		154.0	153.7	156.0	1.9	1.5
Vehicle and industrial scales.....	1146-11	12/91	137.9	136.7	138.7	0.9	1.5
Vehicle and industrial scales.....	1146-1101	06/03	119.9	118.9	120.6	0.8	1.4
Motor truck and railroad track scales.....	1146-11011	12/10	102.7	102.7	102.7	0.3	0.0
Miscellaneous non-vehicle scales (crane, susp., tank, hopper, measuring dev, lab, bulk convyr).....	1146-11013	12/10	102.9	102.9	102.9	0.4	0.0
Retail, commercial, household, and mailing scales.....	1146-12	12/91	142.6	144.0	145.7	2.2	1.2
Retail, commercial, household, and mailing scales.....	1146-1201	06/03	130.9	132.2	133.7	2.1	1.1
Parts, attachments, and accessories for scales.....	1146-13	12/91	155.8	155.8	158.6	3.6	1.8
Parts, attachments, and accessories for scales.....	1146-1301	06/03	152.2	152.2	155.0	3.6	1.8
Air purification equipment and industrial and commercial fans and blowers.....	1147		213.5	215.8	215.7	3.9	0.0
Air purification equipment and industrial and commercial fans and blowers.....	1147-01		213.5	215.8	215.7	3.9	0.0
Dust collection and other air purification equipment for cleaning incoming air.....	1147-0143	12/83	173.5	175.2	175.2	2.4	0.0
Dust collection and other air purification equipment for industrial gas cleaning systems.....	1147-0144	12/83	189.2	189.2	189.2	2.0	0.0
Industrial and commercial fans and blowers.....	1147-0145	12/03	152.5	154.8	154.8	5.9	0.0
Centrifugal blower filter units, and classes I-IV centrifugal fans, except parts.....	1147-01452	06/09	133.0	136.9	136.9	23.0	0.0
Other centrifugal fans and blowers, except parts.....	1147-01453	06/09	117.2	119.8	119.7	3.1	-0.1
Axial fans and industrial propeller fans, except parts.....	1147-01457	06/09	111.5	111.5	111.5	0.9	0.0
Power roof ventilators, except parts.....	1147-01458	06/09	109.5	109.6	109.6	2.0	0.0
Parts and accessories for fans and blowers.....	1147-01459	06/09	107.2	107.9	107.9	2.1	0.0
Air conditioning and refrigeration equip.....	1148		178.3	178.6	179.3	1.1	0.4
Unitary air-conditioners, except air source heat pumps.....	1148-02		165.2	164.9	166.7	-0.2	1.1
Unitary air-conditioners, except air source heat pumps.....	1148-0222	06/97	134.7	134.4	135.9	-0.1	1.1
Commercial refrigeration equipment.....	1148-03		221.7	223.2	231.9	6.2	3.9
Commercial refrigeration equipment.....	1148-0331	06/97	143.7	144.7	150.3	6.2	3.9
Refrigeration condensing units.....	1148-05		213.7	213.7	216.1	8.1	1.1
Refrigeration condensing units.....	1148-0511	12/82	211.1	211.1	213.5	8.0	1.1
All other miscellaneous refrigeration and air-conditioning equipment.....	1148-06		207.9	209.9	209.4	0.5	-0.2
All other miscellaneous refrigeration and air-conditioning equipment.....	1148-0631	06/97	144.0	145.3	145.0	0.5	-0.2
Heat transfer equipment, including heat pumps.....	1148-07	12/11	107.6	107.2	105.5	-1.8	-1.6
Heat transfer equipment, except dehumidifiers.....	1148-0732	12/03	147.3	147.3	144.5	-1.2	-1.9
Heat pumps.....	1148-0734	12/09	110.8	109.7	108.8	-2.6	-0.8
Refrigerant compressors, except automotive.....	1148-08	12/03	135.1	137.5	137.5	1.9	0.0

See footnotes at end of table.

Table 9. Producer price indexes and percent changes for commodity and service groupings and individual items, not seasonally adjusted — Continued
 [1982=100 unless otherwise indicated]

Commodity	Commodity code	Other index base	Index			Percent change to Feb. 2015 from:	
			Oct. 2014 ¹	Jan. 2015 ¹	Feb. 2015 ¹	Feb. 2014	Jan. 2015
Refrigerant compressors, except automotive.....	1148-0812	12/03	135.1	137.5	137.5	1.9	0.0
Parts and accessories for air conditioning and heat transfer equipment.....	1148-09	12/89	168.5	168.2	168.6	5.1	0.2
Parts and accessories for air conditioning and heat transfer equipment.....	1148-0901	12/89	168.5	168.2	168.6	5.1	0.2
Miscellaneous general purpose equipment.....	1149		262.6	263.2	263.3	1.3	0.0
Metal valves, except fluid power.....	1149-02	12/82	297.2	297.4	298.2	1.5	0.3
Gates, globes, angles, and checks.....	1149-0201	12/82	326.3	326.5	328.1	1.9	0.5
Gates, globes, angles, straightway (Y-type) checks, stop & check, 3- & 4-way, etc.....	1149-02011	06/09	113.6	113.6	114.3	2.1	0.6
Industrial valves for water works and municipal equipment.....	1149-02012	06/09	111.4	111.6	112.0	1.6	0.4
Industrial ball valves, incl. manual and power operated.....	1149-0202	12/82	370.1	367.2	368.3	-0.8	0.3
Industrial butterfly valves, incl. manual and power operated.....	1149-0203	12/82	204.7	205.7	205.7	-1.5	0.0
Industrial plug valves.....	1149-0204	12/82	216.2	217.7	217.3	2.1	-0.2
Plumbing and heating valves (low pressure).....	1149-0205	12/82	286.7	290.3	290.3	1.4	0.0
Solenoid valves.....	1149-0208	12/82	315.5	314.9	314.9	2.0	0.0
Other industrial valves, including nuclear.....	1149-0209	12/82	276.5	278.6	280.0	2.8	0.5
Automatic regulating and control valves.....	1149-0211	12/98	169.6	169.6	169.6	3.0	0.0
Metal pipe fittings, flanges, and unions.....	1149-03	12/82	298.8	300.4	299.1	-0.7	-0.4
Metal pipe fittings, flanges, and unions.....	1149-0301	12/82	298.8	300.4	299.1	-0.7	-0.4
Ball and roller bearings.....	1149-05		255.0	254.2	255.2	1.8	0.4
Ball bearings, complete, unmounted.....	1149-0531	12/03	140.7	140.3	140.4	0.4	0.1
Mounted bearings, except plain.....	1149-0534	06/83	307.5	309.4	313.9	2.0	1.5
Parts and components for ball and roller bearings, incl. balls and rollers.....	1149-0535	06/83	180.0	178.2	177.8	-2.7	-0.2
Tapered roller bearings (including cups & cones), unmounted.....	1149-0537	06/83	261.4	262.1	262.4	5.0	0.1
Other roller bearings, unmounted.....	1149-0538	06/83	288.8	284.7	288.6	0.5	1.4
Industrial patterns.....	1149-07	12/84	175.4	175.6	175.5	-2.2	-0.1
Industrial patterns.....	1149-0701	12/84	175.4	175.6	175.5	-2.2	-0.1
Filters and strainers.....	1149-08	12/84	236.2	239.9	238.4	2.1	-0.6
Filters and strainers, except fluid power.....	1149-0805	12/03	143.8	146.6	145.6	1.9	-0.7
Industrial filters and strainers and reusable media, except fluid power.....	1149-08051	12/11	106.0	107.9	107.7	1.7	-0.2
Nonreusable media for filters and strainers, except fluid power.....	1149-08052	12/11	105.1	108.0	105.3	2.5	-2.5
Parts and accessories for filters and strainers, except fluid power.....	1149-08053	12/11	110.6	110.6	110.6	1.4	0.0
Other miscellaneous general purpose equipment.....	1149-11	12/84	204.3	204.5	204.5	1.2	0.0
General industrial machinery equipment, n.e.c.....	1149-1102	06/07	120.3	120.4	120.5	1.5	0.1
Miscellaneous machinery products, except electrical, n.e.c.....	1149-1103	06/07	122.6	122.6	122.6	0.6	0.0
Electronic computers and computer equipment.....	115	12/98	30.1	29.9	29.5	-3.0	-1.3
Electronic computers.....	1151	12/04	21.0	20.6	20.9	-3.2	1.5
Electronic computers.....	1151-01	12/04	21.0	20.6	20.9	-3.2	1.5
Personal computers and workstations (excluding portable computers).....	1151-0114	06/07	30.3	29.1	29.5	-5.8	1.4
Portable computers, laptops, PDAs and other single user computers.....	1151-0115	06/07	24.2	23.1	23.4	-10.7	1.3
Host computers, multiusers (mainframes, UNIX and PC servers).....	1151-0116	12/04	31.0	30.9	31.5	1.3	1.9
Other computers (array, analog, hybrid, special purpose computers).....	1151-0121	12/04	81.7	-	-	-	-
Computer storage devices.....	1152	12/04	47.8	47.9	47.6	-1.4	-0.6
Computer storage devices (except parts, attachments and accessories).....	1152-01	12/04	46.9	47.0	46.7	-1.7	-0.6
Computer storage devices (except parts, attachments and accessories).....	1152-0101	12/04	46.9	47.0	46.7	-1.7	-0.6
Parts, attachments and accessories for computer storage devices.....	1152-02	12/04	54.4	54.7	-	-	-
Parts, attachments and accessories for computer storage devices.....	1152-0201	12/04	54.4	54.7	-	-	-
Computer peripheral equipment and parts.....	1154	12/98	92.5	93.4	88.2	-3.2	-5.6
Parts, attachments & accessories for POS terminals and computer peripherals.....	1154-05	12/98	103.7	106.2	106.0	6.6	-0.2
Parts, attachments & accessories for POS terminals and computer peripherals.....	1154-0501	12/98	103.7	106.2	106.0	6.6	-0.2
POS terminals, funds-transfer devices & all other computer peripheral equipment.....	1154-06	06/99	93.2	93.1	84.8	-9.0	-8.9
POS terminals, funds-transfer devices & all other computer peripheral equipment.....	1154-0602	06/07	97.4	97.3	88.7	-8.9	-8.8
Special industry machinery and equipment.....	116		198.6	200.0	200.1	1.9	0.1
Food products machinery.....	1161		262.2	265.6	266.0	2.4	0.2
Dairy and milk products plant machinery and equipment.....	1161-01		241.1	243.7	244.1	2.4	0.2
Dairy and milk products plant machinery and equipment.....	1161-0111	12/83	235.8	238.4	238.8	2.4	0.2
Commercial food products machinery (except packaging and cooking equipment).....	1161-04		233.1	235.9	236.6	2.3	0.3
Commercial food products machinery (except packaging and cooking equipment).....	1161-0409	12/83	230.0	232.8	233.4	2.3	0.3
Industrial food products machinery for processing foods, beverages, & animal & fowl feed.....	1161-05	12/83	274.2	278.2	278.2	2.5	0.0
Industrial food products machinery for processing foods, beverages, & animal & fowl feed.....	1161-0501	12/83	274.2	278.2	278.2	2.5	0.0
Other industrial food and feed machinery.....	1161-05012	12/12	108.8	110.5	110.3	2.5	-0.2
Machinery for sorting/grading/cleaning fruits/vegs/eggs etc.....	1161-05013	12/12	106.3	107.1	107.7	2.4	0.6
Parts and attachments for industrial food and feed products machinery.....	1161-05014	12/12	101.1	103.2	102.7	2.1	-0.5

See footnotes at end of table.

Table 9. Producer price indexes and percent changes for commodity and service groupings and individual items, not seasonally adjusted — Continued
 [1982=100 unless otherwise indicated]

Commodity	Commodity code	Other index base	Index			Percent change to Feb. 2015 from:	
			Oct. 2014 ¹	Jan. 2015 ¹	Feb. 2015 ¹	Feb. 2014	Jan. 2015
Textile machinery and equipment.....	1162		176.3	176.3	176.3	1.3	0.0
Textile machinery (except parts, attachments, and accessories).....	1162-12	06/86	146.3	146.3	146.3	1.2	0.0
Textile machinery (except parts, attachments, and accessories).....	1162-1201	06/86	146.3	146.3	146.3	1.2	0.0
Textile machinery parts and attachments.....	1162-77		204.5	204.5	204.5	1.4	0.0
Textile machinery parts and attachments.....	1162-7701	06/86	183.6	183.6	183.6	1.5	0.0
Sawmill and woodworking machinery.....	1163		190.4	193.5	193.6	4.9	0.1
Sawmill and woodworking machinery.....	1163-06	12/04	128.0	130.1	130.1	4.9	0.0
Sawmill and woodworking machinery, excluding parts and attachments (sold separately).....	1163-0602	06/12	109.6	111.8	111.8	6.3	0.0
Parts, attachments, & accessories for sawmill & woodworking machinery.....	1163-0603	06/12	104.5	104.5	104.8	0.3	0.3
Paper industries machinery.....	1164	06/82	214.8	216.2	215.1	1.9	-0.5
Paper industries machinery.....	1164-01	06/82	214.8	216.2	215.1	1.9	-0.5
Paper industries machinery, excluding parts & attachments (sold separately).....	1164-0114	12/03	121.7	123.1	123.1	1.9	0.0
Parts & attachments for paper industries machinery.....	1164-0115	12/03	133.5	133.5	132.0	2.0	-1.1
Printing trades machinery and equipment.....	1165		160.3	161.7	161.5	0.9	-0.1
Printing presses.....	1165-08	06/09	101.5	101.5	101.5	0.1	0.0
Printing presses, offset lithographic.....	1165-0811	06/09	98.2	98.2	98.2	0.0	0.0
Printing presses, other than lithographic.....	1165-0821	12/82	236.5	236.5	236.5	0.3	0.0
Other printing machinery and equipment.....	1165-09	12/82	151.1	153.1	152.7	1.3	-0.3
All other printing machinery and equipment inc. pre-press preparation and plates.....	1165-0912	06/09	97.6	97.6	97.6	0.0	0.0
Parts, attachments, and accessories for printing trades machinery.....	1165-0913	06/09	104.4	106.4	105.9	1.3	-0.5
Other special industry machinery.....	1166		175.2	175.7	175.9	0.4	0.1
Rubberworking machinery and equipment, excluding molds.....	1166-01		251.0	251.0	-	-	-
Rubberworking machinery and equipment, excluding molds.....	1166-0109	06/87	223.5	223.5	-	-	-
Plasticworking machinery.....	1166-03		213.1	214.7	214.8	1.1	0.0
Plasticworking machinery (excluding parts).....	1166-0391	12/08	107.1	108.0	108.0	1.2	0.0
Parts for plasticworking machinery.....	1166-0395	12/08	102.8	103.0	103.5	0.8	0.5
Chemical manufacturing machinery.....	1166-04		224.2	217.9	222.3	0.0	2.0
Chemical manufacturing machinery.....	1166-0415	06/01	139.7	135.8	138.6	0.1	2.1
Miscellaneous special industry machinery.....	1166-06		163.3	163.9	164.0	0.4	0.1
Foundry machinery and parts.....	1166-0632	06/83	240.6	240.6	240.6	0.5	0.0
Semiconductor manufacturing machinery and parts.....	1166-0638	06/87	108.3	108.5	108.7	-	0.2
All other miscellaneous special industry machinery and equipment.....	1166-0647	06/01	124.9	125.8	125.5	1.1	-0.2
Packing, packaging, and bottling machinery and parts.....	1167		264.2	270.4	271.3	6.6	0.3
Packing, packaging, and bottling machinery and parts.....	1167-05	06/06	129.1	132.1	132.6	6.7	0.4
Packing, packaging, and bottling machinery.....	1167-0501	06/06	125.5	128.0	128.6	5.0	0.5
Parts for packing, packaging and bottling machinery.....	1167-0502	12/83	253.6	262.3	262.4	12.1	0.0
Service industry machinery and parts.....	1168	06/82	234.3	235.8	235.7	3.1	0.0
Service industry machinery and parts.....	1168-01	06/82	234.3	235.8	235.7	3.1	0.0
Commercial and industrial vacuum cleaners.....	1168-0111	06/82	222.1	220.5	220.5	2.2	0.0
Commercial cooking and food warming equipment.....	1168-0118	12/03	145.3	146.5	145.7	1.5	-0.5
Other service industry machinery, incl. electronic teaching mach. & auto. maintenance equipment.....	1168-0123	06/07	115.9	116.6	116.8	3.7	0.2
Commercial laundry and drycleaning machinery products.....	1169	12/82	241.6	248.1	246.6	2.8	-0.6
Commercial laundry and drycleaning machinery products.....	1169-09	06/03	136.7	140.4	139.5	2.7	-0.6
Commercial laundry and drycleaning machinery products.....	1169-0901	06/03	136.7	140.4	139.5	2.7	-0.6
Electrical machinery and equipment.....	117		113.8	114.1	113.9	0.1	-0.2
Wiring devices.....	1171		231.8	232.7	232.4	0.2	-0.1
Current-carrying wiring devices.....	1171-01		181.2	183.7	183.2	0.4	-0.3
Current-carrying switches for electrical circuitry (including vehicular switches).....	1171-0143	12/99	150.4	154.9	154.6	0.9	-0.2
Current-carrying wire connectors for electrical circuitry.....	1171-0144	12/99	142.6	143.3	142.4	0.4	-0.6
Current-carrying wiring devices n.e.c.....	1171-0147	06/06	112.3	111.7	111.7	-0.4	0.0
Noncurrent carrying wiring devices.....	1171-02		299.6	297.4	297.5	-0.1	0.0
Noncurrent-carrying pole and transmission line hardware.....	1171-0215	12/04	148.5	146.7	146.7	-0.9	0.0
Noncurrent-carrying electrical conduit and conduit fittings, incl. plastics conduit & fittings.....	1171-0216	12/04	136.1	136.0	136.0	0.0	0.0
Other noncurrent-carrying wiring devices (boxes, covers, bar hangers, etc.).....	1171-0217	12/04	135.7	134.5	134.4	-0.2	-0.1
Porcelain electrical products and components.....	1171-0252	12/03	128.1	125.7	126.3	1.4	0.5
Integrating and measuring instruments.....	1172		171.0	170.7	170.7	0.0	0.0
Test equipment for electrical, radio, & communication circuits & motors.....	1172-05	12/83	163.4	163.0	163.0	-0.1	0.0
Test equipment for electrical, radio, & communication circuits & motors.....	1172-0501		172.2	171.7	171.8	0.0	0.1
Electrical integrating instruments and other instruments to measure electricity.....	1172-09	06/06	118.1	118.5	118.5	0.3	0.0
Electrical integrating instruments and other instruments to measure electricity.....	1172-0901	06/06	118.1	118.5	118.5	0.3	0.0
Motors, generators, motor generator sets.....	1173		211.7	212.2	211.8	0.2	-0.2
Fractional horsepower motors and generators.....	1173-03	06/83	184.0	184.6	184.6	0.2	0.0

See footnotes at end of table.

Table 9. Producer price indexes and percent changes for commodity and service groupings and individual items, not seasonally adjusted — Continued
 [1982=100 unless otherwise indicated]

Commodity	Commodity code	Other index base	Index			Percent change to Feb. 2015 from:	
			Oct. 2014 ¹	Jan. 2015 ¹	Feb. 2015 ¹	Feb. 2014	Jan. 2015
Fractional horsepower motors and generators.....	1173-0312	12/99	138.4	138.9	138.9	0.2	0.0
Integral horsepower motors and generators (excluding land transportation types)...	1173-04	06/83	247.9	248.5	248.6	0.4	0.0
Integral horsepower motors and generators (excluding land transportation types).....	1173-0405	12/99	172.6	173.0	173.1	0.4	0.1
Parts and supplies for motors and generators.....	1173-09	06/83	233.8	233.8	233.8	1.3	0.0
Parts and supplies for motors and generators.....	1173-0901	06/83	233.8	233.8	233.8	1.3	0.0
Other motors and generators.....	1173-11	06/06	120.7	121.0	120.4	-0.2	-0.5
Other motors and generators.....	1173-1101	06/06	120.7	121.0	120.4	-0.2	-0.5
Land transportation motors, generators, and control equipment (except parts).....	1173-11011	12/14	—	100.2	100.3	—	0.1
Transformers and power regulators.....	1174		224.1	219.3	217.2	-2.8	-1.0
Fluorescent lamp ballasts.....	1174-02		184.1	184.0	184.1	0.7	0.1
Fluorescent lamp ballasts.....	1174-0299	12/99	143.2	143.2	143.2	0.7	0.0
Power and distribution transformers, except parts.....	1174-09	12/99	192.6	188.1	185.8	-3.2	-1.2
Power and distribution transformers, except parts.....	1174-0999	12/99	192.6	188.1	185.8	-3.2	-1.2
Other transformers and parts for transformers.....	1174-11	12/99	140.8	138.5	138.2	-1.6	-0.2
Commercial, institutional and industrial general-purpose transformers, all voltages.....	1174-1101		306.9	296.5	291.5	-4.7	-1.7
Specialty transformers, except fluorescent lamp ballasts.....	1174-1102		112.7	—	—	—	—
Power regulators, boosters, and other transformers and parts for all transformers.....	1174-1109	12/99	118.0	117.1	116.9	-3.2	-0.2
Switchgear, switchboard, industrial controls equipment.....	1175		217.6	218.3	218.9	-0.2	0.3
Industrial controls and related parts and accessories.....	1175-07		220.1	221.6	222.1	1.8	0.2
Industrial controls and related parts and accessories.....	1175-0799	06/85	209.5	210.9	211.4	1.8	0.2
General-purpose industrial controls.....	1175-07991	06/11	108.5	108.9	109.3	1.5	0.4
Parts for industrial controls and motor-control accessories.....	1175-07992	06/11	104.8	104.5	104.6	0.2	0.1
Specific-purpose industrial controls.....	1175-07993	06/11	104.6	106.0	106.1	2.7	0.1
Switchgear and switchboard apparatus.....	1175-22	06/05	121.8	121.8	122.2	-2.1	0.3
Switchgear and switchboard apparatus.....	1175-2201	06/05	121.8	121.8	122.2	-2.1	0.3
Low voltage panelboards and distribution boards, 1000 volts or less.....	1175-22013	12/07	102.2	102.2	102.8	-4.8	0.6
Switchgear, except relays and ducts 1000 volts or less.....	1175-2201A	12/07	114.1	114.1	114.1	0.0	0.0
Communications and related equipment and miscellaneous electronic systems & equipment.....	1176	12/85	108.0	108.8	108.4	0.7	-0.4
Telephone and wireline data networking equipment.....	1176-01	12/85	84.9	84.6	82.8	-2.9	-2.1
Carrier line equipment and external modems.....	1176-0112	12/00	76.8	76.8	76.8	-2.9	0.0
Switching equipment.....	1176-0121	12/85	105.2	105.2	105.2	0.0	0.0
Wireline voice and data network equipment.....	1176-0141	12/85	72.1	71.7	69.6	-3.5	-2.9
Other communications and related equipment, including broadcast and wireless... ..	1176-03	06/13	100.7	101.0	100.8	1.2	-0.2
Broadcast, studio and related equipment.....	1176-0301	12/85	110.2	109.9	109.9	0.5	0.0
Radio station and wireless communication equipment.....	1176-0302	12/85	96.1	96.5	96.3	1.4	-0.2
Wireless networking equipment.....	1176-03021	06/13	93.4	95.5	94.6	1.5	-0.9
Radio station equipment.....	1176-03022	06/13	103.1	103.2	103.2	2.1	0.0
Other wireless communications systems and equipment.....	1176-03023	06/13	99.5	99.5	99.5	-0.9	0.0
Intercommunications, alarm and traffic control systems.....	1176-0303	12/85	128.3	128.3	128.4	0.5	0.1
Alarm systems, including electric sirens and horns.....	1176-03031	06/08	105.8	105.8	105.9	0.4	0.1
Intercommunications systems, including inductive paging systems.....	1176-03033	06/08	117.5	117.5	117.5	1.2	0.0
Search, detection, navigation & guidance systems and equipment.....	1176-04	06/13	101.0	102.7	102.7	1.9	0.0
Search, detection, navigation & guidance systems and equipment.....	1176-0413	06/04	120.8	122.9	122.8	1.9	-0.1
Electronic systems and equipment, n.e.c.....	1176-05	12/03	108.6	108.4	108.8	0.0	0.4
Electronic systems and equipment, n.e.c.....	1176-0512	12/03	108.6	108.4	108.8	0.0	0.4
Electric lamp bulbs and tubes.....	1177		132.4	136.6	134.7	1.7	-1.4
Electric lamp bulbs and tubes.....	1177-04	12/04	103.1	106.4	104.9	1.7	-1.4
Electric lamp bulbs and tubes.....	1177-0401	12/04	103.1	106.4	104.9	1.7	-1.4
Electronic components and accessories.....	1178		68.6	68.6	68.6	0.0	0.0
Capacitors for electronic circuitry.....	1178-11		109.9	110.0	109.0	-1.4	-0.9
Capacitors for electronic circuitry.....	1178-1148	12/02	81.8	81.9	81.1	-1.5	-1.0
Resistors for electronic circuitry.....	1178-12		173.6	174.9	174.9	0.6	0.0
Resistors for electronic circuitry.....	1178-1207	12/05	104.7	105.5	105.5	0.7	0.0
Relays for electronic circuitry, industrial control overload, and switchgear type... ..	1178-21		246.8	245.8	245.8	0.2	0.0
Relays for electronic circuitry, industrial control overload, and switchgear type... ..	1178-2116	06/90	183.5	182.7	182.7	0.2	0.0
Switches, mechanical (electronic applications).....	1178-22	06/82	191.4	192.2	192.2	2.3	0.0
Switches, mechanical (electronic applications).....	1178-2299	06/82	191.4	192.2	192.2	2.3	0.0
Connectors for electronic circuitry.....	1178-24		184.6	186.1	185.4	0.7	-0.4
Connectors for electronic circuitry.....	1178-2481	12/11	106.7	107.5	107.1	0.8	-0.4
Magnetic and optical recording media.....	1178-25		50.4	49.9	49.9	-1.0	0.0
Magnetic and optical recording media.....	1178-2599	06/82	50.4	50.0	50.0	-0.8	0.0
Filters, crystals, and transducers.....	1178-28	06/82	102.4	102.9	102.6	0.5	-0.3
Filters, crystals, and transducers.....	1178-2890	06/82	102.4	102.9	102.6	0.5	-0.3

See footnotes at end of table.

Table 9. Producer price indexes and percent changes for commodity and service groupings and individual items, not seasonally adjusted — Continued
 [1982=100 unless otherwise indicated]

Commodity	Commodity code	Other index base	Index			Percent change to Feb. 2015 from:	
			Oct. 2014 ¹	Jan. 2015 ¹	Feb. 2015 ¹	Feb. 2014	Jan. 2015
Integrated microcircuits.....	1178-39	06/05	43.6	43.4	43.6	-0.7	0.5
Integrated microcircuits.....	1178-3911	06/05	43.6	43.4	43.6	-0.7	0.5
MOS microprocessors, monolithic, digital.....	1178-39111	12/07	57.5	57.5	57.5	-1.0	0.0
All other integrated microcircuits.....	1178-39112	12/07	70.6	69.6	70.2	-0.6	0.9
Other semiconductor and related devices.....	1178-47	06/05	77.6	77.4	76.6	-1.4	-1.0
Other semiconductor and related devices.....	1178-4711	06/05	76.7	76.6	75.9	-0.5	-0.9
Bare printed circuit boards.....	1178-49	12/00	105.1	105.1	105.1	0.6	0.0
Bare printed circuit boards.....	1178-4901	06/82	109.9	109.9	109.9	0.5	0.0
Electronic coils, transformers, and other inductors.....	1178-53	06/82	185.0	185.2	185.6	1.1	0.2
Electronic coils, transformers, and other inductors.....	1178-5399	06/00	127.0	127.1	127.4	1.1	0.2
Other electronic components, n.e.c.....	1178-56	06/00	126.0	127.2	127.0	1.0	-0.2
Microwave components and devices, excl. antennae, tubes and semiconductors.....	1178-5602	12/12	101.0	101.6	101.1	0.3	-0.5
All other miscellaneous electronic components.....	1178-5603	06/00	125.8	127.1	127.2	1.4	0.1
Printed circuit assemblies, loaded boards, modules and consumer external modems.....	1178-61	06/82	95.7	95.7	95.7	0.6	0.0
Printed circuit assemblies, loaded boards, modules and consumer external modems.....	1178-6199	06/82	95.7	95.7	95.7	0.6	0.0
Miscellaneous electrical machinery and equipment.....	1179		117.7	117.7	118.0	0.0	0.3
Storage batteries.....	1179-01		184.5	184.5	184.5	0.1	0.0
Storage batteries, lead acid type, BCI dimensional group 8D or smaller.....	1179-0103	12/84	197.3	197.3	197.3	-0.6	0.0
Storage batteries, lead acid type, larger than BCI dimensional group 8D.....	1179-0104	12/84	234.2	234.0	234.0	2.4	0.0
Storage batteries (except lead acid), including parts for all storage batteries.....	1179-0105	12/84	186.8	186.8	186.8	-0.7	0.0
Primary batteries.....	1179-02		186.3	186.2	186.0	0.9	-0.1
Primary batteries.....	1179-0229	12/03	120.8	120.8	120.7	0.9	-0.1
Carbon and graphite products.....	1179-03		154.6	155.7	155.6	-1.0	-0.1
Carbon & graphite electrodes for electric furnaces and electrolytic use.....	1179-0326	12/03	161.9	164.2	164.2	-2.1	0.0
All other carbon and graphite products.....	1179-0335	12/03	135.8	135.9	135.7	0.3	-0.1
X-ray and electromedical equipment.....	1179-05		87.0	87.0	87.0	-0.9	0.0
Irradiation equipment.....	1179-0512	06/85	118.8	118.8	118.8	-0.9	0.0
Electromedical equipment, including diagnostic, therapeutic and patient monitoring equipment.....	1179-0541	06/09	95.8	95.8	95.8	-0.7	0.0
Other motor vehicle electrical and electronic equipment.....	1179-06		126.0	125.7	126.6	1.0	0.7
Cranking motors (starters).....	1179-0604	12/82	118.4	118.4	-	-	-
Battery charging alternators, generators, and regulators.....	1179-0607	06/00	99.5	99.5	99.4	-0.1	-0.1
All other miscellaneous complete engine electrical equipment, including spark plugs.....	1179-0608	06/00	99.3	99.0	100.2	2.7	1.2
Parts for engine electrical and electronic equipment.....	1179-0609	06/00	91.0	87.6	88.1	-	0.6
Motor vehicle electrical and electronic equipment.....	1179-0611	12/03	102.5	102.5	102.8	0.4	0.3
Miscellaneous electrical industrial apparatus.....	1179-29	12/85	134.1	134.2	135.3	1.9	0.8
Rectifying apparatus.....	1179-2902	12/85	141.7	141.8	142.0	1.0	0.1
Other electrical equipment for industrial use, except for electronic circuitry.....	1179-2904	12/03	116.3	116.3	118.9	3.5	2.2
All other electrical equipment and components, except industrial.....	1179-39	12/06	112.8	112.8	112.8	0.0	0.0
All other electrical equipment and components, except industrial.....	1179-3901	12/06	112.8	112.8	112.8	0.0	0.0
Miscellaneous instruments.....	118		189.7	191.6	191.7	1.9	0.1
Automatic environmental controls for monitoring residential, commercial, and appliance use.....	1181		163.7	164.2	165.4	0.1	0.7
Automatic environmental controls for monitoring residential, commercial, and appliance use.....	1181-05	12/03	112.9	113.3	114.1	0.1	0.7
Automatic environmental controls for monitoring residential, commercial, and appliance use.....	1181-0501	12/03	112.9	113.3	114.1	0.1	0.7
Industrial process control instruments.....	1182	06/83	219.1	222.6	222.5	3.4	0.0
Industrial process control instruments.....	1182-01	06/83	219.1	222.6	222.5	3.4	0.0
Industrial process control instruments.....	1182-0171	12/03	132.7	134.8	134.7	3.5	-0.1
Fluid meters and counting devices.....	1184	12/85	165.5	169.4	169.0	3.1	-0.2
Fluid meters and counting devices.....	1184-01	12/85	165.5	169.4	169.0	3.1	-0.2
Integrating and totalizing meters for gases or liquids.....	1184-0102	12/85	204.0	204.4	204.4	2.3	0.0
Counting devices.....	1184-0103	12/85	188.4	189.2	189.2	-	0.0
Motor vehicle indicating instruments.....	1184-0104	12/85	113.3	119.3	118.7	4.8	-0.5
Engineering and scientific instruments.....	1185	12/85	211.5	214.2	214.2	1.4	0.0
Aeronautical, nautical, and navigational instruments.....	1185-01	12/85	225.1	228.3	228.3	1.3	0.0
Aeronautical, nautical, and navigational instruments.....	1185-0111	12/85	225.1	228.3	228.3	1.3	0.0
Hospital beds and specialized hospital furniture.....	1185-04	12/11	104.3	105.7	105.7	1.9	0.0
Hospital beds and specialized hospital furniture.....	1185-0404	12/11	104.3	105.7	105.7	1.9	0.0
Measuring instruments and lenses.....	1186	12/85	139.6	140.0	140.3	1.4	0.2
Sighting, tracking, and fire-control equipment, optical type.....	1186-01	12/85	127.1	124.7	126.3	0.6	1.3
Sighting, tracking, and fire-control equipment, optical type.....	1186-0111	12/85	127.1	124.7	126.3	0.6	1.3
All other miscellaneous optical instruments and lenses.....	1186-02	12/85	133.0	132.9	133.5	-0.1	0.5

See footnotes at end of table.

Table 9. Producer price indexes and percent changes for commodity and service groupings and individual items, not seasonally adjusted — Continued
 [1982=100 unless otherwise indicated]

Commodity	Commodity code	Other index base	Index			Percent change to Feb. 2015 from:	
			Oct. 2014 ¹	Jan. 2015 ¹	Feb. 2015 ¹	Feb. 2014	Jan. 2015
All other miscellaneous optical instruments and lenses.....	1186-0211	12/85	133.0	132.9	133.5	-0.1	0.5
Laboratory analytical instruments.....	1186-03	12/85	143.7	144.8	144.9	2.0	0.1
Laboratory analytical instruments.....	1186-0311	12/85	143.7	144.8	144.9	2.0	0.1
Measuring & controlling devices, n.e.c.....	1189	06/85	151.6	152.3	151.7	0.7	-0.4
Aircraft engine instruments.....	1189-01	06/85	138.6	138.9	137.6	-0.9	-0.9
Aircraft engine instruments.....	1189-0199	06/85	138.6	138.9	137.6	-0.9	-0.9
Nuclear radiation detection & monitoring instruments.....	1189-04	06/85	177.9	177.9	177.9	1.3	0.0
Nuclear radiation detection & monitoring instruments.....	1189-0499	06/85	177.9	177.9	177.9	1.3	0.0
Physical properties and kinematic testing equipment.....	1189-05	06/04	102.1	102.3	102.3	0.0	0.0
Physical properties and kinematic testing equipment.....	1189-0599	06/04	102.1	102.3	102.3	0.0	0.0
Commercial, geophysical, meteorological & general-purpose instruments.....	1189-06	06/04	111.0	112.1	111.2	1.7	-0.8
Commercial, geophysical, meteorological & general-purpose instruments.....	1189-0699	06/04	111.0	112.1	111.2	1.7	-0.8
Miscellaneous machinery.....	119		179.0	178.9	179.0	0.4	0.1
Oil field and gas field machinery.....	1191		216.7	217.0	216.4	-0.1	-0.3
Oil field and gas field drilling machinery (except parts sold separately).....	1191-02		235.0	235.1	234.5	0.1	-0.3
Rotary oil and gas field drilling machinery and equipment (except parts sold separately).....	1191-0257	12/03	157.1	157.2	156.6	-0.1	-0.4
Portable drilling rigs (above ground), derricks, and well surveying machinery (excl parts).....	1191-0259	12/03	139.3	139.2	138.9	0.1	-0.2
Oil and gas field derricks and well surveying machinery.....	1191-02599	12/10	106.4	106.3	105.4	-0.1	-0.8
Cementing and other oil and gas field drilling machinery (except parts sold separately).....	1191-0263	12/10	106.7	106.7	106.7	0.5	0.0
Oil field and gas field production machinery (except pumps and parts sold separately).....	1191-04		187.4	187.4	187.1	-0.1	-0.2
Oil field and gas field production machinery (except pumps and parts sold separately).....	1191-0456	12/03	154.0	154.0	153.7	-0.1	-0.2
Parts and attachments for oil and gas field machinery and equipment.....	1191-06	12/10	105.2	105.8	105.3	-0.6	-0.5
Parts and attachments for oil and gas field drilling machinery.....	1191-0602	12/10	104.8	104.8	104.8	0.4	0.0
Parts and attachments for oil and gas field production machinery.....	1191-0604	12/10	106.9	108.7	107.1	-2.8	-1.5
Mining machinery and equipment.....	1192		257.0	257.4	258.5	1.1	0.4
Underground mining machinery (except parts sold separately).....	1192-01		280.2	280.2	280.2	0.0	0.0
Underground mining machinery (except parts sold separately).....	1192-0111	12/03	167.5	167.5	167.5	0.0	0.0
Crushing, pulverizing, & screening machinery (except parts sold separately).....	1192-02		302.0	307.1	307.0	1.9	0.0
Crushing, pulverizing, & screening machinery (except parts sold separately).....	1192-0201	12/03	149.6	152.2	152.1	1.9	-0.1
Drills and other mining machinery (except parts sold separately).....	1192-03		272.9	276.8	276.8	1.6	0.0
Drills and other mining machinery (except parts sold separately).....	1192-0302	12/03	148.8	150.9	150.9	1.6	0.0
Mineral processing & beneficiation machinery (except parts sold separately).....	1192-06		258.4	258.4	258.4	0.1	0.0
Mineral processing & beneficiation machinery (except parts sold separately).....	1192-0601	12/03	168.8	168.8	168.8	0.1	0.0
Parts and attachments for mining machinery and equipment (sold separately).....	1192-53		231.1	230.0	233.3	2.3	1.4
Parts and attachments for mining machinery and equipment (sold separately).....	1192-5303	12/03	166.5	165.7	168.1	2.3	1.4
Office and store machines and equipment.....	1193		118.5	118.4	119.3	0.8	0.8
Coin-operated automatic merchandising machines.....	1193-06		138.3	138.0	140.2	1.9	1.6
Coin-operated mechanisms and other parts for automatic merchandising machines.....	1193-0656	06/94	116.2	118.1	118.1	12.2	0.0
Automatic merchandising machines, coin-operated, excluding parts.....	1193-0657	12/09	101.1	101.4	103.8	-0.7	2.4
Office machinery and parts.....	1193-07		139.2	138.7	141.3	1.8	1.9
Other office machines.....	1193-0756	06/07	104.3	102.4	102.4	-1.2	0.0
Parts and attachments for office machines.....	1193-0757	12/94	136.9	136.9	-	-	-
Coin-operated amusement machines.....	1193-08	12/85	139.0	-	139.0	0.0	-
Coin-operated amusement machines.....	1193-0801	12/85	139.0	-	139.0	0.0	-
Internal combustion engines.....	1194		167.2	168.3	168.2	0.8	-0.1
Diesel, semidiesel, & dual-fuel engines, non-automotive.....	1194-07	12/82	-	170.0	-	-	-
Diesel, semidiesel, & dual-fuel engines, non-automotive.....	1194-0725	12/00	-	130.3	-	-	-
Diesel, semidiesel, & dual-fuel engines, automotive.....	1194-08	12/82	157.0	156.8	156.7	-0.3	-0.1
Diesel, semidiesel, & dual-fuel engines, automotive.....	1194-0811	12/82	157.0	156.8	156.7	-0.3	-0.1
Parts and accessories for internal combustion engines.....	1194-13		190.5	191.8	191.8	1.8	0.0
Parts and accessories for internal combustion engines.....	1194-1301		190.5	191.8	191.8	1.8	0.0
Other machine shop products.....	1195		183.6	183.7	183.7	0.2	0.0
Other machine shop products.....	1195-05	06/84	166.3	166.4	166.4	0.2	0.0
Other machine shop products.....	1195-0501	06/84	166.3	166.4	166.4	0.2	0.0
Parts & accessories for turbines, turbine generators, and turbine generator sets.....	1196	06/82	213.2	213.2	-	-	-
Parts & accessories for turbines, turbine generators, and turbine generator sets.....	1196-02	06/82	212.4	212.4	-	-	-
Parts & accessories for turbines, turbine generators, and turbine generator sets.....	1196-0203	12/03	122.2	122.2	-	-	-
Turbines and turbine generator sets.....	1197	06/87	237.2	229.5	230.9	-0.1	0.6
Turbines and turbine generator sets.....	1197-01	06/87	237.2	229.5	230.9	-0.1	0.6
Turbine generator sets.....	1197-0102	06/11	99.0	94.7	93.7	-4.2	-1.1
Steam, gas, and other turbines and turbine generators.....	1197-0103	06/11	105.5	102.5	103.6	1.1	1.1

See footnotes at end of table.

Table 9. Producer price indexes and percent changes for commodity and service groupings and individual items, not seasonally adjusted — Continued
 [1982=100 unless otherwise indicated]

Commodity	Commodity code	Other index base	Index			Percent change to Feb. 2015 from:	
			Oct. 2014 ¹	Jan. 2015 ¹	Feb. 2015 ¹	Feb. 2014	Jan. 2015
Furniture and household durables	12		164.0	163.8	164.1	1.1	0.2
Household furniture.....	121		201.8	202.3	203.3	2.0	0.5
Metal household furniture.....	1211		147.3	151.1	157.9	8.9	4.5
Metal household furniture.....	1211-01		147.3	151.1	157.9	8.9	4.5
Metal household dining room and kitchen furniture.....	1211-0102	06/84	176.3	164.5	200.0	14.5	21.6
Other metal household furniture.....	1211-0104	06/84	131.3	142.0	135.8	5.5	-4.4
Metal household furniture, beds, nonupholstered.....	1211-01041	12/11	99.6	99.6	99.6	0.0	0.0
Metal household furniture, other types, nonupholstered.....	1211-01042	12/11	102.6	116.3	108.3	9.2	-6.9
Wood household furniture.....	1212		231.7	232.7	233.8	2.2	0.5
Living room furniture (nonupholstered), wood.....	1212-01		230.2	230.1	231.9	2.3	0.8
Living room furniture (nonupholstered), wood.....	1212-0181	12/04	123.6	123.5	124.5	2.3	0.8
Dining room furniture (nonupholstered), wood.....	1212-02		243.8	244.4	244.3	2.3	0.0
Dining room furniture (nonupholstered), wood.....	1212-0281	12/04	124.1	124.4	124.3	2.3	-0.1
Bedroom furniture (nonupholstered), wood.....	1212-03		230.2	231.5	233.9	3.0	1.0
Bedroom furniture (nonupholstered), wood.....	1212-0381	12/04	121.5	122.2	123.5	3.1	1.1
Other wood household furniture.....	1212-04		204.8	206.8	206.6	1.3	-0.1
Other wood household furniture.....	1212-0481	12/04	145.7	147.1	147.0	1.3	-0.1
Nonupholstered wood infants' & children's furniture.....	1212-04811	12/07	122.0	123.9	123.9	4.8	0.0
Nonupholstered wood furniture, outdoor and other types.....	1212-04812	12/07	135.3	136.4	136.2	0.7	-0.1
Custom nonupholstered wood household furniture sold direct, excl. kitchen cabinets and vanities.....	1212-05	06/12	103.3	103.3	103.3	0.0	0.0
Custom nonupholstered wood household furniture sold direct, excl. kitchen cabinets and vanities.....	1212-0581	06/12	103.3	103.3	103.3	0.0	0.0
Upholstered household furniture.....	1213		190.6	190.7	191.1	1.5	0.2
Upholstered household furniture.....	1213-01		190.6	190.7	191.1	1.5	0.2
Dual purpose sleep furniture, incl. convertible sofa.....	1213-0123	06/83	157.0	157.0	157.0	0.6	0.0
Upholstered wood household furniture.....	1213-0141	06/05	121.3	121.4	121.7	1.6	0.2
Upholstered wood household davenports, sofas, loveseats, and settees.....	1213-01411	12/11	104.2	104.3	104.3	1.4	0.0
Upholstered wood household sectional sofa pieces.....	1213-01412	12/11	106.4	106.3	107.1	2.3	0.8
Upholstered wood household rocking chairs, including swivel rockers.....	1213-01413	12/11	104.1	104.0	104.2	1.0	0.2
Upholstered wood household reclining chairs, except custom.....	1213-01414	12/11	105.1	105.2	105.2	1.3	0.0
Other upholstered wood household furniture, including custom.....	1213-01415	12/11	103.7	103.7	104.6	1.8	0.9
Bedding.....	1214		174.5	174.5	174.5	1.3	0.0
Bedding.....	1214-01		174.5	174.5	174.5	1.3	0.0
Innerspring mattresses, excl. crib size.....	1214-0104	12/95	149.5	149.5	149.5	1.3	0.0
Mattress foundations.....	1214-0107	12/11	91.2	91.1	91.3	0.2	0.2
Mattresses, other types, including crib, foam, waterbed mattresses and mattress inserts.....	1214-0114	06/83	193.2	193.2	193.2	2.7	0.0
Sleep system ensembles and mattresses, except conventional waterbeds.....	1214-0122	12/95	156.5	156.5	156.5	0.0	0.0
Mattress and foundation sets.....	1214-0134	12/03	114.0	114.0	114.0	0.9	0.0
Metal porch, lawn, outdoor & casual furniture.....	1215		248.7	248.7	248.7	3.3	0.0
Metal porch, lawn, outdoor & casual furniture.....	1215-01		248.7	248.7	248.7	3.3	0.0
Metal porch, lawn, outdoor & casual furniture.....	1215-0112	06/84	247.4	247.4	247.4	3.3	0.0
Nonupholstered household furniture, except wood and metal.....	1216	12/85	142.3	142.3	142.3	-1.7	0.0
Nonupholstered household furniture, except wood and metal.....	1216-01	12/85	142.3	142.3	142.3	-1.7	0.0
Nonupholstered household furniture, except wood and metal.....	1216-0101	12/85	142.3	142.3	142.3	-1.7	0.0
Commercial furniture.....	122		212.5	211.5	211.9	2.1	0.2
Wood office furniture and store fixtures.....	1221		216.8	217.3	218.0	2.5	0.3
Wood office furniture and store fixtures.....	1221-01		216.8	217.3	218.0	2.5	0.3
Wood office seating.....	1221-0112	06/85	196.9	199.0	198.5	2.1	-0.3
Wood office desks and extensions.....	1221-0113	06/85	217.2	218.6	219.2	3.7	0.3
Wood office storage units, files and tables.....	1221-0114	06/85	231.3	230.5	234.7	6.6	1.8
Other wood office furniture.....	1221-0116	06/85	193.2	193.2	198.7	5.2	2.8
Fixtures for stores, banks and offices.....	1221-0161	12/83	211.8	212.3	212.1	-	-0.1
Custom architectural woodwork, millwork, and fixtures.....	1221-01611	06/08	106.9	106.9	106.9	2.1	0.0
Wood lockers, partitions, and shelving (except custom).....	1221-01612	06/08	103.3	104.2	102.1	-	-2.0
Wood bank, office, store, and related fixtures (except custom).....	1221-01613	06/08	102.9	103.1	105.4	2.2	2.2
Wood furniture dimensions and nonwood furniture parts and frames.....	1221-01615	12/11	113.9	116.1	112.9	-	-2.8
Nonwood furniture and store fixtures.....	1222		205.3	202.4	202.5	2.2	0.0
Nonwood commercial storage units, files, and tables.....	1222-02		220.5	215.1	217.0	0.8	0.9
Nonwood commercial storage units, files, and tables.....	1222-0202	06/95	158.4	154.5	155.9	0.8	0.9
Nonwood commercial furniture.....	1222-03		213.8	207.4	207.7	2.8	0.1
Nonwood office seating.....	1222-0325		197.9	192.0	192.7	7.0	0.4
Nonwood office furniture panel systems, and other nonwood office furniture.....	1222-0326	06/95	142.2	137.3	137.4	0.2	0.1
Nonwood partitions and fixtures.....	1222-04	12/83	180.1	181.4	180.5	2.2	-0.5
Shelving and lockers, except wood.....	1222-0405	12/83	184.5	186.2	185.6	0.7	-0.3

See footnotes at end of table.

Table 9. Producer price indexes and percent changes for commodity and service groupings and individual items, not seasonally adjusted — Continued
 [1982=100 unless otherwise indicated]

Commodity	Commodity code	Other index base	Index			Percent change to Feb. 2015 from:	
			Oct. 2014 ¹	Jan. 2015 ¹	Feb. 2015 ¹	Feb. 2014	Jan. 2015
Commercial shelving, except wood.....	1222-0405A1	12/11	100.1	100.6	100.6	0.5	0.0
Storage racks and accessories, except wood.....	1222-0407	12/83	172.2	174.0	172.9	3.0	-0.6
Fixtures (bank, office, and store) except wood.....	1222-0409	12/83	178.5	180.7	177.7	1.8	-1.7
Public building furniture.....	1223	12/84	203.0	202.9	203.6	1.0	0.3
Public building furniture.....	1223-01	12/84	203.0	202.9	203.6	1.0	0.3
School furniture (except stone and concrete), excluding library furniture.....	1223-0101	12/84	232.1	233.0	232.0	2.7	-0.4
Public building and related furniture, excluding school & restaurant furniture.....	1223-0102	12/84	199.3	199.0	200.2	0.5	0.6
Commercial furniture and fixtures, n.e.c.....	1224	12/85	184.6	186.1	185.9	0.8	-0.1
Commercial furniture and fixtures, n.e.c.....	1224-01	12/85	184.6	186.1	185.9	0.8	-0.1
Bar, bowling center, cafeteria, and restaurant furniture.....	1224-0104	12/10	108.6	108.7	108.7	-	0.0
Other commercial and institutional furniture and fixtures, n.e.c.....	1224-0108	12/10	108.9	110.2	110.1	0.7	-0.1
Floor coverings.....	123		185.3	184.5	185.3	0.1	0.4
Carpets and rugs.....	1231		179.8	178.9	179.7	0.0	0.4
Carpets and rugs.....	1231-01		182.5	181.6	182.5	0.0	0.5
Carpets and rugs.....	1231-0101		182.5	181.6	182.5	0.0	0.5
Household appliances.....	124		117.4	117.0	117.0	-0.2	0.0
Major appliances.....	1241		111.9	111.6	111.6	-0.2	0.0
Household cooking appliances.....	1241-01		113.9	114.5	114.8	-0.6	0.3
Electric (including microwave) household ranges, ovens, surface cooking units, and equipment.....	1241-0105	12/02	110.5	111.6	112.0	-1.1	0.4
Gas household ranges, ovens, surface cooking units and equipment.....	1241-0139	12/02	117.8	117.8	117.8	-0.1	0.0
Other household ranges and cooking equipment, including outdoor equipment.....	1241-0169	12/02	131.0	130.8	130.9	0.1	0.1
Household laundry equipment and parts.....	1241-02		109.7	111.1	111.0	0.6	-0.1
Household laundry equipment and parts.....	1241-0220		109.7	111.1	111.0	0.6	-0.1
Household refrigeration equipment.....	1241-03		100.0	97.6	97.5	-2.1	-0.1
Household refrigerators, including refrigerator-freezer combinations.....	1241-0329	12/02	107.6	104.8	104.6	-2.5	-0.2
Food freezers, complete units, household.....	1241-0337		153.2	151.5	151.5	-0.4	0.0
Parts and attachments for household refrigerators and freezers.....	1241-0339	12/02	110.8	110.8	110.8	0.0	0.0
Other major appliances.....	1241-04		133.9	133.9	133.9	2.6	0.0
Household vacuum cleaners, including parts and attachments.....	1243		106.7	102.1	102.3	-1.2	0.2
Household vacuum cleaners, including parts and attachments.....	1243-01		100.1	95.8	95.9	-1.2	0.1
Household vacuum cleaners, including parts and attachments.....	1243-0114	06/07	109.2	104.5	104.6	-1.2	0.1
Electric housewares and fans.....	1244		130.8	130.9	130.9	-0.4	0.0
Small electric household appliances, except fans.....	1244-01		116.9	117.0	116.9	-0.1	-0.1
Small electric household appliances, except fans.....	1244-0178	06/99	110.9	111.0	111.0	-0.1	0.0
Electric fans, except industrial-type.....	1244-02	12/82	153.6	153.6	153.7	-1.0	0.1
Electric fans, except industrial-type.....	1244-0228	06/99	135.3	135.3	135.5	-1.0	0.1
Parts and attachments for small household electric appliances.....	1244-03	12/82	145.7	145.7	145.7	-0.4	0.0
Parts and attachments for small household electric appliances.....	1244-0311	12/82	145.7	145.7	145.7	-0.4	0.0
Portable residential lighting fixtures, including parts and accessories.....	1245		198.3	198.5	198.4	1.0	-0.1
Portable residential lighting fixtures, including parts and accessories.....	1245-01		198.3	198.5	198.4	1.0	-0.1
Portable residential lighting fixtures, including parts and accessories.....	1245-0135	06/98	133.6	133.8	133.8	1.1	0.0
Home electronic equipment.....	125		51.2	51.3	51.3	0.4	0.0
Speakers and commercial sound equipment.....	1257	12/03	112.0	112.2	112.2	0.6	0.0
Speakers and commercial sound equipment.....	1257-07	12/03	112.0	112.2	112.2	0.6	0.0
Speakers and commercial sound equipment.....	1257-0708	12/03	112.0	112.2	112.2	0.6	0.0
Other home electronic equipment.....	1258	06/04	96.2	96.3	96.3	0.1	0.0
Other consumer audio and video equipment, incl. audio & video recorders & players (camcorders).....	1258-02	06/04	89.7	89.9	89.9	0.2	0.0
Other consumer audio and video equipment, incl. audio & video recorders & players (camcorders).....	1258-0299	06/04	89.7	89.9	89.9	0.2	0.0
Other household durable goods.....	126		187.8	188.4	188.7	1.0	0.2
Vitreous china, fine earthenware, and other pottery products.....	1261		241.4	244.2	247.7	3.1	1.4
Vitreous china, fine earthenware, and other pottery products.....	1261-01		241.4	244.2	247.7	3.2	1.4
Vitreous china, porcelain, and earthenware.....	1261-0104	06/08	111.1	111.4	113.4	1.5	1.8
All other pottery products (including china decorated for the trade).....	1261-0105	06/08	115.6	117.8	119.1	4.4	1.1
Mirrors (decorated and undecorated).....	1265		168.9	170.4	169.9	3.2	-0.3
Mirrors (decorated and undecorated).....	1265-01		168.9	170.4	169.9	3.2	-0.3
Mirrors (decorated and undecorated).....	1265-0104	12/04	108.8	109.7	109.4	3.1	-0.3
Lawn/garden equipment.....	1266		143.4	143.6	143.5	0.0	-0.1
Consumer riding lawn, garden, and snow equipment.....	1266-04	12/82	135.9	136.2	136.2	0.2	0.0
Consumer riding lawn, garden, and snow equipment.....	1266-0404	06/03	102.5	102.7	102.7	0.2	0.0
Parts and attachments for consumer lawn, garden, and snow equipment.....	1266-05	12/82	165.6	165.6	165.5	-0.4	-0.1
Parts and attachments for consumer lawn, garden, and snow equipment.....	1266-0503	06/03	111.9	111.9	111.8	-0.4	-0.1

See footnotes at end of table.

Table 9. Producer price indexes and percent changes for commodity and service groupings and individual items, not seasonally adjusted — Continued
 [1982=100 unless otherwise indicated]

Commodity	Commodity code	Other index base	Index			Percent change to Feb. 2015 from:	
			Oct. 2014 ¹	Jan. 2015 ¹	Feb. 2015 ¹	Feb. 2014	Jan. 2015
Consumer nonriding lawn, garden, and snow equipment.....	1266-06	06/03	110.2	110.3	110.2	0.0	-0.1
Consumer nonriding lawn, garden, and snow equipment.....	1266-0601	06/03	110.2	110.3	110.2	0.0	-0.1
Cutlery, flatware (except precious), razors and razor blades.....	1267		235.0	235.8	236.4	0.8	0.3
Cutlery, flatware (except precious), razors and razor blades.....	1267-01		235.0	235.8	236.4	0.8	0.3
Razor blades and razors, except electric.....	1267-0102	12/83	248.2	248.2	248.2	1.5	0.0
Cutlery, scissors, shears, trimmers, and snips.....	1267-0141	12/83	203.1	204.6	205.7	-0.1	0.5
Metal kitchen utensil, pots, and pans.....	1268		228.7	231.3	231.2	2.1	0.0
Metal kitchen utensil, pots, and pans.....	1268-01		228.7	231.3	231.2	2.1	0.0
Stamped and spun kitchen utensils, aluminum.....	1268-0101		208.2	210.1	210.0	2.1	0.0
Stamped and spun kitchen utensils, except aluminum.....	1268-0102	06/84	223.1	226.3	226.2	2.2	0.0
Window shades, blinds, and accessories.....	1269	06/84	185.2	185.2	186.3	1.5	0.6
Window shades, blinds, and accessories.....	1269-01	06/84	185.2	185.2	186.3	1.5	0.6
Window shades and window shade accessories and rollers.....	1269-0101	06/84	204.4	204.4	207.5	1.5	1.5
Venetian blinds.....	1269-0102	06/84	160.3	160.3	160.4	0.1	0.1
Other shades and blinds, including curtain and drapery fixtures, poles, & rods...	1269-0103	06/84	181.3	181.3	181.3	-	0.0
Silverware and hollowware.....	126A	12/11	98.1	98.0	98.0	-1.1	0.0
Silverware and hollowware.....	126A-01	12/11	98.1	98.0	98.0	-1.1	0.0
Silverware and hollowware.....	126A-0122	12/11	98.1	98.0	98.0	-1.1	0.0
Nonmetallic mineral products.....	13		225.6	228.0	227.8	2.9	-0.1
Glass.....	131		131.2	133.3	132.7	1.5	-0.5
Flat glass.....	1311		120.6	123.1	122.4	1.9	-0.6
Float, sheet, and plate glass.....	1311-05		89.4	91.6	91.9	4.8	0.3
Float, sheet, and plate glass.....	1311-0511	06/83	86.2	88.3	88.6	4.9	0.3
Specialty glass.....	1311-07		149.0	152.1	150.7	1.1	-0.9
Specialty glass.....	1311-0703	06/11	108.6	110.9	109.9	1.2	-0.9
Other finished glassware.....	1313	06/83	150.2	150.7	150.8	0.5	0.1
Other finished glassware.....	1313-01	06/83	152.6	153.1	153.2	0.5	0.1
Machine-made table, kitchen, & novelty glassware.....	1313-0116	12/11	110.8	110.9	110.9	1.7	0.0
Other machine-made pressed and blown glassware.....	1313-0117	12/11	104.7	105.4	105.4	-0.5	0.0
Handmade pressed and blown glassware.....	1313-0118	12/11	109.5	109.5	109.5	2.4	0.0
Concrete ingredients and related products.....	132		256.7	261.4	261.7	4.4	0.1
Construction sand, gravel, and crushed stone.....	1321		290.8	294.0	294.4	2.6	0.1
Construction sand, gravel, and crushed stone.....	1321-01		290.8	294.0	294.4	2.6	0.1
Construction sand and gravel (run of pit/bank, washed, screened, etc.).....	1321-0120	12/11	110.9	111.9	112.5	3.9	0.5
Construction sand and gravel, Northeast.....	1321-01201	12/12	113.4	114.6	114.9	1.8	0.3
Construction sand and gravel, Midwest.....	1321-01202	12/12	108.9	110.7	111.8	4.6	1.0
Construction sand and gravel, South.....	1321-01203	12/12	105.6	106.8	107.9	6.2	1.0
Construction sand and gravel, West.....	1321-01204	12/12	106.0	106.4	106.5	3.2	0.1
Crushed and broken stone.....	1321-0121		284.6	288.0	287.8	2.1	-0.1
Crushed and broken limestone.....	1321-01212	12/11	110.0	111.5	111.4	2.2	-0.1
Crushed and broken granite.....	1321-01213	12/11	101.9	103.3	103.4	2.4	0.1
Bituminous limestone, sandstone, & other crushed & broken stone.....	1321-01219	12/11	104.7	104.7	104.8	1.3	0.1
Cement, hydraulic.....	1322		211.5	219.5	219.6	9.4	0.0
Cement, hydraulic.....	1322-01		211.5	219.5	219.6	9.4	0.0
Cement, hydraulic.....	1322-0161	06/89	207.0	214.8	214.9	9.4	0.0
Concrete products.....	133		233.2	236.1	236.6	4.4	0.2
Concrete block and brick.....	1331		237.8	240.7	241.9	2.8	0.5
Structural concrete block.....	1331-11		243.5	247.4	248.5	3.5	0.4
Structural concrete block.....	1331-1135	12/87	198.7	201.9	202.8	3.5	0.4
Structural concrete block, lightweight units (weighing less than 105 lbs/cubic ft.).....	1331-11351	12/11	106.0	107.4	108.3	3.3	0.8
Structural concrete block, mediumweight units (weighing 105 - 124 lbs/cubic ft.).....	1331-11352	12/11	107.9	108.3	108.8	2.1	0.5
Structural concrete block, normalweight units (125 lbs or more/cubic ft.).....	1331-11353	12/11	105.7	108.3	108.1	4.2	-0.2
Decorative concrete block.....	1331-21		216.9	220.4	220.5	2.7	0.0
Decorative concrete block.....	1331-2101		216.9	220.4	220.5	2.7	0.0
Concrete brick.....	1331-31		202.3	203.7	203.8	0.5	0.0
Concrete brick.....	1331-3101		202.3	203.7	203.8	0.5	0.0
Concrete pavers (incl. grid, interlocking, etc.).....	1331-41		201.9	201.9	204.3	2.0	1.2
Concrete pavers (incl. grid, interlocking, etc.).....	1331-4101		201.9	201.9	204.3	2.0	1.2
Concrete pipe.....	1332		214.2	218.8	218.2	3.7	-0.3
Concrete pipe.....	1332-01		214.2	218.8	218.2	3.7	-0.3
Concrete pipe.....	1332-0108	12/86	187.1	191.1	190.6	3.8	-0.3
Concrete culvert pipe.....	1332-01081	12/11	107.3	-	109.4	2.3	-

See footnotes at end of table.

Table 9. Producer price indexes and percent changes for commodity and service groupings and individual items, not seasonally adjusted — Continued
 [1982=100 unless otherwise indicated]

Commodity	Commodity code	Other index base	Index			Percent change to Feb. 2015 from:	
			Oct. 2014 ¹	Jan. 2015 ¹	Feb. 2015 ¹	Feb. 2014	Jan. 2015
Concrete storm sewer pipe.....	1332-01082	12/11	122.0	128.7	127.6	7.2	-0.9
Concrete pipe, except concrete culvert and storm sewer pipe.....	1332-01083	12/11	105.9	106.2	106.2	2.7	0.0
Ready-mix concrete.....	1333		235.3	238.7	239.6	4.3	0.4
Ready-mix concrete.....	1333-01		235.3	238.7	239.6	4.3	0.4
Ready-mix concrete.....	1333-0101		235.3	238.7	239.6	4.3	0.4
Northeast region ready-mix concrete.....	1333-0101A	12/12	102.6	102.6	103.1	1.5	0.5
Midwest region ready-mix concrete.....	1333-0101B	12/12	105.0	107.8	107.9	3.8	0.1
South region ready-mix concrete.....	1333-0101C	12/12	111.6	113.3	113.8	7.0	0.4
West region ready-mix concrete.....	1333-0101D	12/12	105.4	106.0	106.6	1.1	0.6
Precast concrete products.....	1334		243.6	244.0	243.7	6.1	-0.1
Precast concrete products.....	1334-01		243.6	244.0	243.7	6.1	-0.1
Precast concrete products.....	1334-0106	12/86	214.9	215.2	215.0	6.1	-0.1
Precast concrete slabs and tile, roof and floor units.....	1334-01061	12/11	108.3	107.8	107.8	4.6	0.0
Precast concrete architectural wall panels.....	1334-01062	12/11	110.6	111.1	111.1	1.9	0.0
Burial vaults and boxes, precast concrete.....	1334-01063	12/11	107.5	108.1	108.1	1.0	0.0
Other precast concrete products.....	1334-01064	12/11	112.2	112.6	112.4	9.2	-0.2
Prestressed concrete products.....	1335		197.1	199.9	197.6	2.3	-1.2
Prestressed concrete products.....	1335-01		197.1	199.9	197.6	2.3	-1.2
Prestressed concrete products.....	1335-0107	12/86	201.2	204.0	201.6	2.3	-1.2
Clay construction products ex. refractories.....	134		179.9	180.4	180.4	1.6	0.0
Brick and structural clay tile.....	1342	12/84	187.6	189.7	189.6	1.3	-0.1
Building or common brick.....	1342-01	12/84	185.6	187.7	187.6	1.2	-0.1
Building or common brick.....	1342-0101	12/84	185.6	187.7	187.6	1.2	-0.1
Glazed brick and other brick (paving, floor and sewer).....	1342-02	12/84	212.3	213.2	213.2	3.0	0.0
Glazed brick and other brick (paving, floor and sewer).....	1342-0201	12/84	212.3	213.2	213.2	3.0	0.0
Clay floor and wall tile, glazed and unglazed.....	1344		120.1	118.9	118.6	1.8	-0.3
Clay floor and wall tile, glazed and unglazed.....	1344-01		120.1	118.9	118.6	1.8	-0.3
Clay floor and wall tile, glazed and unglazed.....	1344-0131		120.1	118.9	118.6	1.8	-0.3
Structural clay products, n.e.c.....	1345		236.2	236.2	238.7	2.6	1.1
Structural clay products, n.e.c.....	1345-01		236.2	236.2	238.7	2.6	1.1
Vitrified clay sewer pipe and fittings.....	1345-0101		227.5	227.5	234.5	5.9	3.1
All other structural clay products, except clay refractories, n.e.c.....	1345-0199	12/85	207.7	207.7	207.7	0.9	0.0
Refractories.....	135		247.3	251.0	249.1	1.9	-0.8
Clay refractories.....	1352		286.8	294.6	289.8	0.6	-1.6
Clay refractories.....	1352-01		286.8	294.6	289.8	0.6	-1.6
Clay refractories.....	1352-0181	12/04	161.1	165.4	162.8	0.7	-1.6
Nonclay refractories.....	1353		216.4	217.6	217.6	2.9	0.0
Nonclay refractories.....	1353-01		216.4	217.6	217.6	2.9	0.0
Nonclay refractories.....	1353-0112	12/04	142.0	142.8	142.7	3.0	-0.1
Asphalt felts and coatings.....	136		238.6	236.9	229.9	0.8	-3.0
Prepared asphalt and tar roofing and siding products.....	1361		229.1	230.6	224.1	1.7	-2.8
Prepared asphalt and tar roofing and siding products.....	1361-01		229.1	230.6	224.1	1.7	-2.8
Prepared asphalt and tar roofing and siding products.....	1361-0131	12/03	208.4	209.7	203.8	1.7	-2.8
Roofing asphalts, pitches, coatings, and cement.....	1362		275.2	254.4	244.4	-4.1	-3.9
Roofing asphalts, pitches, coatings, and cement.....	1362-01		275.2	254.4	244.4	-4.1	-3.9
Roofing asphalts, pitches, coatings, and cement.....	1362-0121	06/84	260.7	241.0	231.5	-4.1	-3.9
Gypsum products.....	137		288.6	294.0	305.4	1.6	3.9
Gypsum products.....	1371		288.6	294.0	305.4	1.6	3.9
Gypsum products.....	1371-01		288.6	294.0	305.4	1.6	3.9
Gypsum building plasters, boards and laths.....	1371-0102	12/93	222.1	227.6	236.1	2.1	3.7
Other gypsum products.....	1371-0116	12/99	137.8	131.3	-	-	-
Glass containers.....	138		192.7	197.7	197.3	2.2	-0.2
Glass containers.....	1381		192.7	197.7	197.3	2.2	-0.2
Glass containers.....	1381-01		192.7	197.7	197.3	2.2	-0.2
Glass containers.....	1381-0104	06/95	147.4	151.2	150.9	2.2	-0.2
Other nonmetallic minerals.....	139		245.8	246.8	246.1	1.4	-0.3
Insulation materials.....	1392		179.9	182.1	182.8	0.5	0.4
Mineral wool for thermal and acoustical envelope insulation.....	1392-01		171.2	173.1	174.1	0.0	0.6
Mineral wool for thermal and acoustical envelope insulation.....	1392-0105	06/07	130.5	131.9	132.7	0.1	0.6
Mineral wool for industrial, equipment, and appliance insulation.....	1392-02		168.4	170.9	170.9	1.5	0.0
Mineral wool for industrial, equipment, and appliance insulation.....	1392-0201		168.4	170.9	170.9	1.5	0.0
Paving mixtures and blocks.....	1394		326.4	326.2	322.1	0.1	-1.3

See footnotes at end of table.

Table 9. Producer price indexes and percent changes for commodity and service groupings and individual items, not seasonally adjusted — Continued
 [1982=100 unless otherwise indicated]

Commodity	Commodity code	Other index base	Index			Percent change to Feb. 2015 from:	
			Oct. 2014 ¹	Jan. 2015 ¹	Feb. 2015 ¹	Feb. 2014	Jan. 2015
Paving mixtures and blocks.....	1394-01		326.4	326.2	322.1	0.1	-1.3
Paving mixtures and blocks.....	1394-0113	12/03	230.3	230.1	227.2	0.0	-1.3
Cut stone and stone products.....	1395	12/84	155.5	156.3	156.3	4.4	0.0
Cut stone and stone products.....	1395-01	12/84	155.5	156.3	156.3	4.4	0.0
Dressed dimension granite (including gneiss, syenite, diorite, and cut granite) ..	1395-0111	12/84	146.5	146.8	146.8	4.1	0.0
Dressed dimension limestone (including dolomite, travertine, calcareous, and tufa).....	1395-0121	12/84	172.2	172.3	172.3	0.1	0.0
Dressed dimension marble and other stone.....	1395-0151	12/04	108.4	109.7	109.6	6.8	-0.1
Gaskets, packing, and sealing devices.....	1398	12/85	190.6	191.2	191.8	1.0	0.3
Gaskets and gasketing material.....	1398-01	12/85	220.0	221.0	220.9	1.4	0.0
Nonmetallic gaskets and gasketing.....	1398-0111	12/90	181.4	181.9	181.7	1.0	-0.1
Metallic gaskets and machined seals.....	1398-0112	12/90	188.5	190.2	190.2	2.1	0.0
Packing and sealing.....	1398-02	12/85	167.6	167.9	169.1	0.5	0.7
Compression packings.....	1398-0211	12/90	180.0	182.1	185.6	0.9	1.9
Molded packing and sealing devices.....	1398-0212	12/90	154.1	153.7	154.3	0.5	0.4
Rotary oil seals.....	1398-0214	12/90	127.7	127.7	127.8	0.2	0.1
Nonmetallic minerals and products, n.e.c.....	1399	06/82	237.1	238.5	239.1	3.3	0.3
Industrial sand.....	1399-01	06/82	307.7	311.1	309.3	11.5	-0.6
Industrial glass sand.....	1399-0101	06/82	358.9	367.8	367.2	17.8	-0.2
Industrial molding sand.....	1399-0111	06/82	328.3	-	-	-	-
Hydraulic fracturing sand and all other industrial sand.....	1399-0121	06/82	246.5	244.0	241.1	6.0	-1.2
Hydraulic fracturing sand.....	1399-01211	12/12	98.7	96.9	95.2	1.5	-1.8
All other industrial sand.....	1399-01212	12/12	120.0	120.8	120.9	16.4	0.1
Clay and stone mining and quarrying.....	1399-02	06/84	240.8	242.7	244.2	2.9	0.6
Minerals and earths ground or treated.....	1399-0209	06/85	243.8	244.9	247.3	3.3	1.0
Treated lightweight aggregate and crushed slag, minerals and earths.....	1399-02094	12/14	-	100.8	103.6	-	2.8
Other minerals and earths, treated.....	1399-02096	12/14	-	100.2	100.0	-	-0.2
Dimension stone mining and quarrying.....	1399-0211	06/85	233.3	237.1	239.9	5.8	1.2
Clay, excluding kaolin and ball clay.....	1399-0214	06/90	178.6	179.4	178.0	-2.1	-0.8
Common (miscellaneous) clay and shale.....	1399-0214B	12/07	119.5	123.1	123.1	3.2	0.0
Bentonite.....	1399-0214C	12/07	120.8	117.2	117.2	-3.8	0.0
Feldspar, fire clay, and fuller's earth.....	1399-0214V	12/07	138.8	143.1	140.2	-2.9	-2.0
Talc, gypsum, and other powdered clay mining and quarrying.....	1399-0299	06/85	249.7	254.4	254.6	4.0	0.1
Miscellaneous nonmetallic mineral products.....	1399-03	12/85	181.8	181.8	182.0	0.8	0.1
Dry-mixed concrete materials incl. sand, gravel, mortar and cement premixes. ..	1399-0312	12/11	108.6	108.6	108.7	0.6	0.1
Other nonmetallic mineral products.....	1399-0313	12/11	107.1	107.1	107.1	0.1	0.0
Transportation equipment.....	14		175.6	175.7	175.8	0.7	0.1
Motor vehicles and equipment.....	141		146.8	146.4	146.5	0.5	0.1
Motor vehicles.....	1411		151.3	150.8	150.6	0.3	-0.1
Passenger cars.....	1411-01		133.5	133.0	131.8	0.2	-0.9
Passenger cars.....	1411-0131	06/82	133.2	132.8	131.5	0.2	-1.0
Motorcycles, including three-wheel motorbikes, motorscooters, mopeds, and parts.....	1411-04		185.4	185.6	185.6	-	0.0
Motorcycles, including three-wheel motorbikes, motorscooters, mopeds, and parts.....	1411-0401		199.7	199.9	199.9	-	0.0
Trucks, 14,000 lbs. and under.....	1411-05		170.1	169.1	169.5	0.3	0.2
Trucks, 14,000 lbs. and under.....	1411-0571	12/82	163.6	162.7	163.1	0.3	0.2
Trucks, over 14,000 lbs. GVW.....	1411-06		214.1	216.0	216.1	1.3	0.0
Trucks, over 14,000 lbs. GVW.....	1411-0684	12/05	129.2	130.4	130.4	1.2	0.0
Truck, truck tractors, and bus chassis (chassis of own manufacture) 14,001 to 33,000 lbs.....	1411-06841	06/11	105.2	105.9	-	-	-
Truck, truck tractors, and buses chassis (chassis of own manufacturer) 33,001 lbs or more.....	1411-06842	06/11	109.4	111.0	-	-	-
Buses, including military and firefighting vehicles (chassis of own manufacture).....	1411-06843	06/11	104.9	104.5	104.6	0.6	0.1
Motor vehicles parts.....	1412		125.9	125.8	126.1	0.3	0.2
Motor vehicles parts.....	1412-05	12/03	112.8	112.7	113.0	0.4	0.3
Gasoline engines and engine parts, excl. carburetors, pistons, and valves.....	1412-0501	12/03	118.0	117.6	117.0	-1.4	-0.5
Motor vehicle steering and suspension parts.....	1412-0502	12/03	106.6	105.8	105.8	-0.7	0.0
Motor vehicle transmission and power train.....	1412-0503	12/03	112.7	112.7	113.7	1.2	0.9
Motor vehicle drive train components, except wheels and brakes, new.....	1412-05031	12/11	104.4	104.4	105.4	1.2	1.0
Motor vehicle transmissions except auxiliary and parts, new.....	1412-050310	06/12	104.3	104.3	106.2	2.6	1.8
Parts for manual and automatic transmissions, new.....	1412-050313	12/11	103.6	104.3	104.5	0.7	0.2
Other motor vehicle drive train components, except wheels and brakes, new..	1412-050315	12/11	99.7	99.2	99.5	-0.7	0.3
Motor vehicle drive train components, rebuilt.....	1412-05033	12/11	103.8	104.3	105.5	1.6	1.2
Motor vehicle brake systems.....	1412-0504	12/03	110.7	109.5	111.0	1.4	1.4
Motor vehicle brake parts and assemblies, new.....	1412-05041	12/11	100.7	99.5	100.9	1.4	1.4
Motor vehicle drum brake assemblies and parts, new.....	1412-05041A	12/11	105.9	100.0	105.8	5.9	5.8

See footnotes at end of table.

Table 9. Producer price indexes and percent changes for commodity and service groupings and individual items, not seasonally adjusted — Continued
 [1982=100 unless otherwise indicated]

Commodity	Commodity code	Other index base	Index			Percent change to Feb. 2015 from:	
			Oct. 2014 ¹	Jan. 2015 ¹	Feb. 2015 ¹	Feb. 2014	Jan. 2015
Other motor vehicle brake parts and assemblies, new.....	1412-05041B	12/11	97.5	97.4	97.4	-1.0	0.0
Motor vehicle disc brake assemblies and parts, new.....	1412-05041C	12/11	101.3	101.3	101.9	1.6	0.6
Motor vehicle brake parts and assemblies, rebuilt.....	1412-05043	12/11	98.1	99.9	—	—	—
Filters for internal combustion engines and motor vehicles.....	1412-0505	12/03	119.1	121.1	120.6	1.5	-0.4
Exhaust systems.....	1412-0506	12/03	124.4	124.0	124.1	2.1	0.1
Other motor vehicle parts.....	1412-0508	12/03	110.2	110.1	110.1	-0.5	0.0
Vehicle seating and interior trim.....	1412-0511	06/04	103.0	102.9	103.0	0.5	0.1
Seats for public conveyance and aircraft.....	1412-05113	06/09	101.1	101.1	101.0	0.3	-0.1
Motor vehicle air conditioning.....	1412-0512	12/11	99.8	99.7	—	—	—
Carburetors, pistons, piston rings, and valves.....	1412-0513		168.5	169.1	173.1	3.5	2.4
Truck and bus bodies.....	1413	12/82	232.1	233.1	234.2	2.1	0.5
Truck and bus bodies sold separately.....	1413-01	12/82	232.7	232.9	232.9	1.4	0.0
Van bodies, sold separately.....	1413-0141	12/08	103.8	103.8	103.8	1.3	0.0
Other truck and vehicle bodies, sold separately.....	1413-015	12/08	107.4	107.7	107.7	2.4	0.0
Dump truck bodies, sold separately.....	1413-0151	12/08	102.8	104.5	104.5	1.8	0.0
All other truck and vehicle bodies, sold separately.....	1413-0152	12/08	108.0	108.0	108.0	2.5	0.0
Complete vehicles on purchased chassis.....	1413-02	12/82	230.6	232.6	234.8	2.8	0.9
Buses and firefighting vehicles, complete, produced on purchased chassis.....	1413-027	12/08	109.3	109.3	109.3	-0.1	0.0
Buses, complete, produced on purchased chassis.....	1413-0271	12/08	110.1	110.1	110.1	-0.1	0.0
Other trucks and vehicles, complete, produced on purchased chassis, including upfitting.....	1413-029	12/08	108.0	109.6	111.3	4.9	1.6
Other trucks and vehicles, complete, produced on purchased chassis, including upfitting.....	1413-0293	12/08	108.0	109.6	111.3	4.9	1.6
Truck trailers.....	1414		198.2	199.0	199.1	1.7	0.1
Truck trailers.....	1414-06	12/86	192.2	192.9	193.0	1.7	0.1
Truck trailers and chassis, axle rating 10,000 lb or more.....	1414-0602	12/86	191.8	192.6	192.6	1.7	0.0
Truck trailers and chassis, axle rating less than 10,000 lb.....	1414-0603	12/11	106.3	106.4	106.9	1.4	0.5
Motor homes, built on purchased chassis.....	1415	06/84	177.8	177.9	177.9	0.1	0.0
Motor homes, built on purchased chassis.....	1415-01	06/84	177.8	177.9	177.9	0.1	0.0
Motor homes, built on purchased chassis.....	1415-0101	06/84	177.8	177.9	177.9	0.1	0.0
Travel trailers and campers.....	1416	06/84	189.6	190.4	190.9	3.4	0.3
Travel trailers.....	1416-01	06/84	182.2	182.2	182.7	3.0	0.3
Travel trailers.....	1416-0101	06/84	182.2	182.2	182.7	3.0	0.3
Conventional travel trailers.....	1416-01016	12/11	106.3	—	106.8	1.9	—
Fifth wheel travel trailers.....	1416-01017	12/11	114.1	113.9	113.9	—	0.0
Camping trailers, campers, pick-up covers, and parts.....	1416-02	06/84	209.7	214.0	214.6	4.6	0.3
Camping trailers, campers, pick-up covers, and parts.....	1416-0201	06/84	209.7	214.0	214.6	4.6	0.3
Other parts and components, excluding appliances and furnishings.....	1416-02013	12/11	106.9	110.9	110.9	7.7	0.0
Truck campers, caps, box covers, and fold-down camping trailers.....	1416-02014	06/14	100.1	101.3	101.7	—	0.4
Aircraft and aircraft equipment.....	142		263.6	265.3	265.9	1.6	0.2
Aircraft.....	1421		288.8	290.8	291.3	1.7	0.2
Civilian aircraft.....	1421-02	12/85	263.7	265.3	266.0	2.2	0.3
Civilian aircraft.....	1421-0206	12/03	142.8	143.6	144.0	2.1	0.3
Military aircraft.....	1421-04	06/13	100.5	101.3	101.3	0.8	0.0
Military aircraft.....	1421-0401	06/13	100.5	101.3	101.3	0.8	0.0
Aircraft engine and engine parts.....	1423	12/85	220.8	222.5	223.0	1.5	0.2
Aircraft engine and engine parts.....	1423-01	12/85	220.8	222.5	223.0	1.5	0.2
Aircraft engine and engine parts.....	1423-0101	12/85	220.8	222.5	223.0	1.5	0.2
Military aircraft engines.....	1423-01011	12/11	105.8	107.1	107.1	1.2	0.0
Civilian aircraft engines.....	1423-01013	12/11	107.2	107.3	107.3	0.9	0.0
Aeronautical services on aircraft engines.....	1423-01015	12/11	107.7	109.5	109.5	2.1	0.0
Aircraft engine parts and accessories.....	1423-01017	12/11	107.5	108.5	109.0	1.8	0.5
Parts and accessories for military aircraft engines.....	1423-010175	12/11	108.4	108.5	110.1	4.3	1.5
Parts and accessories for civilian aircraft engines.....	1423-010177	12/11	107.3	108.5	108.8	1.3	0.3
Other aircraft parts and equipment.....	1425	06/85	181.7	182.5	183.3	1.6	0.4
Other aircraft parts and equipment.....	1425-01	06/85	181.7	182.5	183.3	1.6	0.4
Aircraft propellers and helicopter rotors.....	1425-0102	06/08	133.4	133.4	134.6	3.5	0.9
Aircraft parts and auxiliary equipment.....	1425-0103	06/08	109.7	110.3	110.7	1.4	0.4
Aircraft mechanical power transmission equipment for civilian and military aircraft.....	1425-01031	06/08	108.2	108.9	108.9	1.9	0.0
Aircraft landing gear for civilian and military aircraft.....	1425-01032	06/08	129.2	129.2	134.1	3.6	3.8
Other aircraft subassemblies and parts for military aircraft.....	1425-01033	06/08	114.9	114.9	114.7	-0.3	-0.2
Other aircraft subassemblies and parts for civilian aircraft.....	1425-01034	06/08	103.8	104.6	104.6	1.2	0.0
Ships and boats.....	143		249.3	249.9	251.1	1.4	0.5
Ships.....	1431	12/85	223.4	223.5	225.4	0.9	0.9
Military self-propelled ships, new construction.....	1431-02	06/96	145.2	145.3	147.1	1.2	1.2

See footnotes at end of table.

Table 9. Producer price indexes and percent changes for commodity and service groupings and individual items, not seasonally adjusted — Continued
 [1982=100 unless otherwise indicated]

Commodity	Commodity code	Other index base	Index			Percent change to Feb. 2015 from:	
			Oct. 2014 ¹	Jan. 2015 ¹	Feb. 2015 ¹	Feb. 2014	Jan. 2015
Military self-propelled ships, new construction.....	1431-0201	06/96	145.2	145.3	147.1	1.2	1.2
Nonmilitary self-propelled ships, new construction.....	1431-03	06/96	220.6	220.6	220.6	0.0	0.0
Nonmilitary self-propelled ships, new construction.....	1431-0301	12/85	336.7	336.7	336.7	0.0	0.0
Nonpropelled ships, new construction.....	1431-04	06/96	147.0	147.0	147.0	0.0	0.0
Nonpropelled ships, new construction.....	1431-0401	06/96	147.0	147.0	147.0	0.0	0.0
Boats.....	1432		243.3	244.6	244.7	2.0	0.0
Outboard motorboats, including commercial and military (except sailboats and lifeboats).....	1432-01		264.5	265.9	266.2	3.1	0.1
Outboard motorboats, wood or metal, incl. comm. and military (exc. sailboats and lifeboats).....	1432-0107	06/11	114.9	115.7	115.7	3.6	0.0
Outboard motorboats, plastics/fiberglass, incl. comm. and mil. (exc. sailboats and lifeboats).....	1432-0108	06/11	111.6	112.0	112.2	2.7	0.2
Inboard motorboats, including commercial and military (except sailboats and lifeboats).....	1432-02		255.7	255.7	255.7	1.1	0.0
Inboard cabin cruisers, including commercial and military (except sailboats and lifeboats).....	1432-0206	12/03	132.7	132.7	132.7	1.6	0.0
Other inboard motorboats, including commercial and military (except sailboats and lifeboats).....	1432-0207	06/11	109.7	109.7	109.7	0.5	0.0
Inboard-outdrive boats, including commercial and military (except sailboats and lifeboats).....	1432-03		211.6	213.1	213.0	1.3	0.0
Inboard-outdrive boats, cabin cruisers, incl. comm. and military (exc. sailboats and lifeboats).....	1432-0309	06/11	108.3	108.3	108.3	2.5	0.0
All other inboard-outdrive boats, incl. comm. and military (except sailboats and lifeboats).....	1432-0310	12/03	121.3	122.4	122.4	1.1	0.0
All other boats (excluding military and commercial).....	1432-04		209.2	213.8	214.2	2.3	0.2
All other boats (excluding military and commercial).....	1432-0406	12/03	118.5	121.1	121.3	2.3	0.2
Railroad equipment.....	144		199.3	199.7	200.7	1.7	0.5
Locomotives, new and rebuilt, including parts.....	1441		171.7	170.9	171.9	-0.8	0.6
Locomotives, new and rebuilt, including parts.....	1441-04	12/01	132.6	132.0	132.8	-0.8	0.6
Locomotives, new and rebuilt, including parts.....	1441-0402	12/01	132.6	132.0	132.8	-0.8	0.6
Railroad cars and car parts.....	1442		219.0	220.7	221.5	3.6	0.4
Railway maintenance of way equipment & parts, railcar parts, & other railway vehicles.....	1442-03		172.5	173.3	175.0	1.7	1.0
Air brake and other brake equipment.....	1442-0303	12/03	100.0	100.0	102.6	2.6	2.6
All other railroad and streetcar equipment, parts and accessories, incl. truck assemblies.....	1442-0304	12/03	127.7	128.3	129.3	1.5	0.8
Railroad cars.....	1442-04	12/01	172.5	174.0	174.4	4.3	0.2
Railroad cars.....	1442-0402	12/01	172.5	174.0	174.4	4.3	0.2
Passenger and freight train cars, new (excluding parts).....	1442-040201	06/09	115.3	116.6	116.8	5.5	0.2
Street, subway, trolley, and rapid transit cars, new and rebuilt.....	1442-040202	06/09	109.6	109.6	-	-	-
Transportation equipment, n.e.c.....	149	06/85	157.8	158.8	158.9	-0.1	0.1
Transportation equipment, n.e.c.....	1491	06/85	157.8	158.8	158.9	-0.1	0.1
Transportation equipment, n.e.c.....	1491-11	06/85	157.8	158.8	158.9	-0.1	0.1
Automobile and light truck trailers.....	1491-1104	12/92	167.7	168.3	168.3	0.5	0.0
All other miscellaneous transportation equipment, including all-terrain vehicles.....	1491-1105	06/85	136.0	136.0	136.0	-1.5	0.0
All-terrain vehicles and parts.....	1491-11051	06/08	96.2	96.2	-	-	-
All other miscellaneous transportation equipment and parts.....	1491-11052	06/08	104.0	104.0	104.0	-1.0	0.0
Miscellaneous products.....	15		243.3	245.6	246.1	1.4	0.2
Toys, sporting goods, small arms, etc.....	151		156.3	157.1	157.8	1.0	0.4
Toys, games, and children's vehicles.....	1511		152.1	154.3	152.4	1.3	-1.2
Toys, games, and children's vehicles.....	1511-01		152.1	154.3	152.4	1.3	-1.2
Nonelectronic games and puzzles (excl. toys), and electronic toys (incl. parts).....	1511-0152	06/85	142.6	144.2	147.3	4.7	2.1
Nonelectronic games and puzzles, including parts.....	1511-01521	12/07	113.1	116.9	120.2	6.6	2.8
Electronic toys and games, incl. home video games (excl. disks).....	1511-01522	12/07	106.6	106.6	108.6	3.7	1.9
Baby carriages and children's vehicles, excl. bicycles w/pneumatic tires.....	1511-0153	06/85	117.3	-	-	-	-
Models, science & craft kits/supply, & collectors' miniatures.....	1511-0155	06/85	184.9	192.2	192.2	4.8	0.0
Dolls, toy animals, action figures and stuffed toys, incl. parts.....	1511-0156	12/85	149.8	-	-	-	-
Sporting and athletic goods.....	1512		136.0	136.5	137.8	1.1	1.0
Sporting and athletic goods.....	1512-01		136.0	136.5	137.8	1.1	1.0
Fishing tackle and equipment.....	1512-0103	12/85	215.2	215.2	215.2	1.1	0.0
Bicycles, adult tricycles, unicycles and parts.....	1512-0182	12/84	128.3	128.3	128.3	0.2	0.0
Bicycles, adult tricycles, and unicycles.....	1512-01822	12/11	100.2	100.2	100.2	0.0	0.0
Parts for bicycles, adult tricycles, and unicycles.....	1512-01825	12/11	101.3	-	101.3	0.6	-
Playground equipment.....	1512-0185	12/98	202.3	-	210.0	3.9	-
Gymnasium and exercise equipment.....	1512-0192	12/98	115.8	115.8	118.6	3.3	2.4
Other sporting and athletic goods.....	1512-0193	12/85	135.0	136.0	136.0	-0.9	0.0
Small arms and ammunition.....	1513		272.4	274.0	274.0	0.6	0.0

See footnotes at end of table.

Table 9. Producer price indexes and percent changes for commodity and service groupings and individual items, not seasonally adjusted — Continued
 [1982=100 unless otherwise indicated]

Commodity	Commodity code	Other index base	Index			Percent change to Feb. 2015 from:	
			Oct. 2014 ¹	Jan. 2015 ¹	Feb. 2015 ¹	Feb. 2014	Jan. 2015
Small arms.....	1513-01		241.7	242.1	242.6	0.1	0.2
Rifles.....	1513-0127	06/13	102.8	102.8	103.5	1.5	0.7
Single barrel shotguns, other small firearms n.e.c., and parts & attachments for small arms.....	1513-0128	06/13	99.8	100.7	100.7	-0.2	0.0
Pistols and revolvers.....	1513-0129	06/13	100.6	100.6	100.6	0.0	0.0
Small arms ammunition.....	1513-02		323.2	325.6	324.6	0.7	-0.3
Small arms ammunition.....	1513-0281	06/02	224.3	226.0	225.3	0.7	-0.3
Other small arms ammunition products.....	1513-03	06/85	228.9	233.2	234.0	3.2	0.3
All other small arms ammunition products.....	1513-0308	06/02	159.0	160.9	161.5	2.2	0.4
Tobacco products, incl. stemmed & redried.....	152		698.1	715.6	714.9	4.7	-0.1
Cigarettes, including nontobacco.....	1521		847.9	869.0	868.3	4.7	-0.1
Cigarettes, including nontobacco.....	1521-01		847.9	869.0	868.3	4.7	-0.1
Cigarettes, including nontobacco.....	1521-0105	12/04	163.0	167.0	166.9	4.7	-0.1
Stemmed and redried tobacco.....	1524	06/84	109.0	108.9	109.6	0.5	0.6
Stemmed and redried tobacco.....	1524-02	06/84	107.6	107.5	108.1	0.4	0.6
Stemmed and redried tobacco.....	1524-0208	06/99	117.9	117.9	118.5	0.3	0.5
Tobacco, unstemmed leaf, redried before packing.....	1524-02081	12/11	100.1	99.8	100.7	0.3	0.9
Tobacco, stemmed.....	1524-02084	12/11	124.5	-	-	-	-
Other tobacco products.....	1525	12/05	142.1	146.6	145.9	5.4	-0.5
Other tobacco products.....	1525-01	12/05	142.1	146.6	145.9	5.4	-0.5
Other tobacco products.....	1525-0101	12/05	142.1	146.6	145.9	5.4	-0.5
Cigars.....	1525-01011	12/11	109.0	119.3	116.8	7.6	-2.1
Chewing and smoking tobacco.....	1525-01014	12/11	115.2	117.2	117.0	5.3	-0.2
Notions.....	153		198.0	197.3	199.3	1.0	1.0
Needles, pins, and fasteners.....	1532		204.5	203.5	206.3	1.2	1.4
Needles, pins, and fasteners.....	1532-01		204.5	203.5	206.3	1.2	1.4
Photographic equipment and supplies.....	154		128.8	128.7	128.7	-0.5	0.0
Photographic and photocopying equipment.....	1541		84.1	84.5	84.5	0.8	0.0
Photographic and photocopying equipment.....	1541-07	12/83	103.0	103.4	103.4	0.8	0.0
Photographic and photocopying equipment.....	1541-0701	12/83	103.0	103.4	103.4	0.8	0.0
Still picture and photocopying equipment.....	1541-0701A	12/11	102.9	-	-	-	-
Photographic supplies.....	1542		148.2	147.9	147.9	-0.8	0.0
Photographic supplies.....	1542-06	12/83	145.6	145.3	145.3	-0.8	0.0
Photographic supplies.....	1542-0601	12/83	145.6	145.3	145.3	-0.8	0.0
Prepared photographic chemicals.....	1542-06011	12/07	101.6	101.8	101.8	-0.4	0.0
Photographic sensitized film, plates, paper, and cloth.....	1542-06012	12/07	125.1	124.7	124.7	-0.9	0.0
Mobile homes.....	155		265.8	267.7	267.6	2.7	0.0
Manufactured homes (mobile homes), all sizes (incl. multisection).....	1553		272.7	274.6	274.5	2.8	0.0
Manufactured homes (mobile homes), all sizes (incl. multisection).....	1553-03	12/86	255.4	257.3	257.2	2.8	0.0
Manufactured homes (mobile homes), all sizes (incl. multisection).....	1553-0301	12/86	255.4	257.3	257.2	2.8	0.0
Medical, surgical & personal aid devices.....	156		174.7	175.2	176.3	0.8	0.6
Surgical and medical instruments.....	1562	06/82	137.3	138.2	138.8	0.9	0.4
Surgical and medical instruments.....	1562-01	06/82	137.3	138.2	138.8	0.9	0.4
Surgical and medical instruments.....	1562-0103	06/05	101.7	102.4	102.8	0.9	0.4
Surgical and medical catheters.....	1562-01031	12/11	97.9	98.4	99.8	1.2	1.4
Orthopedic and surgical instruments.....	1562-01033	06/12	101.1	101.7	101.7	2.6	0.0
Surgical and medical diagnostic apparatus, excluding electromedical.....	1562-01034	06/12	101.2	102.0	102.0	0.8	0.0
Surgical and medical syringes and hypodermic needles.....	1562-01035	06/12	98.9	98.7	98.5	-0.5	-0.2
Surgical and medical blood transfusion and IV equipment, including blood donor kits.....	1562-01036	06/12	104.7	107.0	106.4	2.4	-0.6
Other surgical and medical apparatus and instruments, excluding parts.....	1562-01037	06/12	97.8	98.0	99.1	-1.6	1.1
Parts for surgical and medical apparatus and instruments.....	1562-01038	06/12	102.7	105.3	105.5	3.2	0.2
Medical and surgical appliances and supplies.....	1563	06/83	202.9	202.8	203.7	0.2	0.4
Medical and surgical appliances and supplies.....	1563-01	06/83	202.9	202.8	203.7	0.2	0.4
Medical and surgical appliances and supplies.....	1563-0104	12/03	112.2	112.1	112.6	0.2	0.4
Artificial joints and limbs.....	1563-01041	12/11	104.9	-	-	-	-
Other orthopedic and prosthetic appliances.....	1563-01042	12/11	100.6	99.2	99.7	-0.3	0.5
All other surgical and medical items.....	1563-01044	12/11	100.2	100.6	101.0	0.3	0.4
Ophthalmic goods.....	1564	12/83	142.4	142.8	144.4	0.6	1.1
Ophthalmic goods.....	1564-01	12/83	142.4	142.8	144.4	0.6	1.1
Ophthalmic fronts, temples, and focal and contact lenses.....	1564-0107	12/11	101.9	102.2	103.9	-0.8	1.7
Other ophthalmic goods and prescription ground eyeglass lenses.....	1564-0108	12/11	104.8	105.0	105.1	3.4	0.1
Dental equipment and supplies.....	1565	06/85	294.0	294.0	298.7	2.6	1.6
Dental equipment and supplies.....	1565-01	06/85	294.0	294.0	298.7	2.6	1.6

See footnotes at end of table.

Table 9. Producer price indexes and percent changes for commodity and service groupings and individual items, not seasonally adjusted — Continued
 [1982=100 unless otherwise indicated]

Commodity	Commodity code	Other index base	Index			Percent change to Feb. 2015 from:	
			Oct. 2014 ¹	Jan. 2015 ¹	Feb. 2015 ¹	Feb. 2014	Jan. 2015
Dental equipment and supplies.....	1565-0107	12/05	150.3	150.3	152.7	2.6	1.6
Professional dental equipment and supplies.....	1565-01071	12/07	126.9	127.1	129.5	2.8	1.9
Professional dental equipment.....	1565-010711	12/07	118.6	119.8	123.4	5.0	3.0
Professional dental supplies.....	1565-010712	12/07	131.5	131.0	132.3	1.1	1.0
Dental laboratory equipment and supplies.....	1565-01072	12/07	157.9	156.9	158.0	2.1	0.7
Other industrial safety equipment.....	157		252.4	257.1	256.5	1.6	-0.2
Personal safety equipment and clothing.....	1571		252.4	257.1	256.5	1.6	-0.2
Personal safety equipment and clothing.....	1571-08	06/04	118.2	120.4	120.2	1.7	-0.2
Personal safety equipment and clothing.....	1571-0802	06/04	118.2	120.4	120.2	1.7	-0.2
Other miscellaneous products.....	159		175.1	175.8	175.7	-1.0	-0.1
Burial caskets.....	1591		344.5	348.1	351.1	3.1	0.9
Burial caskets.....	1591-01		344.5	348.1	351.1	3.1	0.9
Burial caskets.....	1591-0109	12/04	157.9	159.5	160.9	3.1	0.9
Metal burial caskets & coffins, completely lined & trimmed, adult sizes.....	1591-01091	12/11	110.1	111.1	111.7	2.9	0.5
Wood burial caskets & coffins, completely lined & trimmed, adult sizes.....	1591-01093	12/11	111.8	112.6	114.2	3.5	1.4
Other burial caskets & coffins, including burial boxes and vaults (except concrete and stone).....	1591-01095	12/11	104.2	106.3	107.5	3.2	1.1
Musical instruments.....	1593		225.1	230.5	231.5	6.0	0.4
Musical instruments.....	1593-01		225.1	230.5	231.5	6.0	0.4
Nonelectronic pianos, organs, and nonelectronic piano and organ parts, excluding benches.....	1593-0113	12/09	119.3	124.0	124.1	6.9	0.1
Other musical instruments and parts.....	1593-0117	06/85	213.7	218.2	219.3	5.8	0.5
Other electronic musical instruments, excluding electronic organs.....	1593-01171	12/09	111.8	111.8	111.8	-	0.0
Other nonelectronic musical instruments.....	1593-01172	12/09	113.0	116.7	116.6	6.8	-0.1
Other musical instrument parts & accessories, sold separately, excl. benches & instrument cases.....	1593-01173	12/09	109.5	110.9	112.6	5.4	1.5
Jewelry and jewelry products.....	1594		199.3	200.5	200.1	-5.8	-0.2
Jewelry, gold and platinum.....	1594-02		217.3	217.3	218.0	-8.3	0.3
Jewelry, gold and platinum.....	1594-0222	12/11	91.8	91.8	92.1	-8.3	0.3
Costume jewelry and novelties.....	1594-04		173.6	176.1	175.4	2.6	-0.4
Costume jewelry and novelties.....	1594-0415	12/03	119.4	121.1	120.7	2.6	-0.3
Other jewelry and personal goods (excluding costume).....	1594-07	06/07	119.4	119.4	118.0	-2.3	-1.2
Other jewelry and personal goods (excluding costume).....	1594-0714	06/07	119.4	119.4	118.0	-2.3	-1.2
Jewelers' material and lapidary work.....	1594-08	12/08	134.5	138.7	137.0	-2.2	-1.2
Pens, pencils, and marking devices.....	1595		178.0	178.6	178.7	1.1	0.1
Pens, markers, mechanical pencils, and associated parts.....	1595-02	12/85	178.5	-	178.5	0.9	-
Pens, markers, mechanical pencils, and associated parts.....	1595-0210	12/85	178.5	-	178.5	0.9	-
Lead pencils, art goods, office supplies and small office equipment, excluding paper.....	1595-03	12/85	158.8	160.0	160.0	1.5	0.0
Lead pencils, art goods, office supplies and small office equipment, excluding paper.....	1595-0307	12/85	158.8	160.0	160.0	1.5	0.0
Marking devices.....	1595-04	12/85	164.2	164.5	164.6	0.7	0.1
Marking devices.....	1595-0406	12/05	115.1	115.4	115.4	0.7	0.0
Watches, clocks, watchcases, and parts.....	1596		150.3	151.3	151.3	0.7	0.0
Watches, clocks, watchcases, and parts.....	1596-03	06/01	123.4	124.2	124.2	0.6	0.0
Watches, clocks, watchcases, and parts.....	1596-0313	06/04	115.7	116.4	116.4	0.6	0.0
Brooms and brushes.....	1597		189.6	190.1	190.2	1.3	0.1
Brooms, brushes and mops.....	1597-05	12/85	181.5	182.0	182.1	1.3	0.1
Brooms, mops, and dusters.....	1597-0501	12/85	196.2	197.4	197.4	3.3	0.0
Brooms.....	1597-05011	12/11	104.7	105.9	105.8	3.3	-0.1
Mops and dusters, including refills.....	1597-05012	12/11	-	-	105.1	3.2	-
Other brushes, excl. paint and varnish brushes.....	1597-0503	12/85	193.1	193.4	193.6	0.7	0.1
Brushes, other than personal.....	1597-05032	12/11	104.6	104.9	105.1	1.0	0.2
Miscellaneous products, n.e.c.....	159A	12/85	164.9	165.2	165.0	0.3	-0.1
Candles.....	159A-01	12/85	181.3	181.3	183.0	1.1	0.9
Candles.....	159A-0101	12/85	181.3	181.3	183.0	1.1	0.9
Signs and advertising displays.....	159A-04	12/85	163.7	164.5	164.5	1.2	0.0
Non-electric signs and displays.....	159A-0402	12/85	179.7	181.2	181.2	1.6	0.0
Electric signs and displays.....	159A-0404	12/85	159.6	159.6	159.6	0.8	0.0
Other miscellaneous fabricated products and recyclable materials, n.e.c.....	159A-09	12/85	165.7	165.4	164.3	-1.1	-0.7
Other miscellaneous fabricated products.....	159A-0901	12/85	162.8	162.8	162.7	-0.6	-0.1
Prerecorded audio and video media reproduction.....	159C	12/03	93.5	93.5	93.5	0.2	0.0
Prerecorded audio and video media reproduction.....	159C-01	12/03	93.5	93.5	93.5	0.2	0.0
Reproduction of audio discs and video media.....	159C-0101	12/03	94.3	94.3	94.3	0.2	0.0
Audio discs, full-length (including CDs and vinyl records).....	159C-01011	12/10	106.3	106.3	106.3	0.5	0.0
Reproduction of video recording media.....	159C-01012	12/10	98.3	98.3	98.3	-0.1	0.0

See footnotes at end of table.

Table 9. Producer price indexes and percent changes for commodity and service groupings and individual items, not seasonally adjusted — Continued
 [1982=100 unless otherwise indicated]

Commodity	Commodity code	Other index base	Index			Percent change to Feb. 2015 from:	
			Oct. 2014 ¹	Jan. 2015 ¹	Feb. 2015 ¹	Feb. 2014	Jan. 2015
All other reproduction of audio recording media, including cassettes.	159C-0106	12/03	90.6	90.6	-	-	-
Services²							
Transportation services.....	30	06/09	122.7	122.7	121.3	-0.2	-1.1
Transportation of freight and mail.....	301	06/09	122.4	122.4	121.4	-0.1	-0.8
Rail transportation of freight and mail.....	3011	12/08	121.0	120.1	118.4	-1.8	-1.4
Rail transportation of freight and mail.....	3011-01	12/08	121.0	120.1	118.4	-1.8	-1.4
Rail transportation of freight and mail.....	3011-0101	12/08	121.0	120.1	118.4	-1.8	-1.4
Truck transportation of freight.....	3012	06/09	115.4	114.3	112.9	-1.1	-1.2
Local motor carrying.....	3012-01	06/09	108.0	106.7	106.1	-2.1	-0.6
Local motor carrying.....	3012-0101	06/09	108.0	106.7	106.1	-2.1	-0.6
Long-distance motor carrying.....	3012-02	06/09	118.4	117.3	115.6	-0.9	-1.4
Long-distance motor carrying.....	3012-0201	06/09	118.4	117.3	115.6	-0.9	-1.4
Water transportation of freight.....	3013	06/09	127.3	122.1	123.6	2.4	1.2
Deep sea water transportation of freight.....	3013-01	12/08	101.0	100.4	103.2	1.9	2.8
Deep sea water transportation of freight.....	3013-0101	12/08	101.0	100.4	103.2	1.9	2.8
Coastal and intercoastal water transportation of freight.....	3013-02	12/08	120.8	116.2	118.7	6.6	2.2
Coastal and intercoastal water transportation of freight.....	3013-0201	12/08	120.8	116.2	118.7	6.6	2.2
Great Lakes-St Lawrence Seaway water transportation of freight.....	3013-03	12/08	124.3	119.1	-	-	-
Great lakes-St Lawrence Seaway water transportation of freight.....	3013-0301	12/08	124.3	119.1	-	-	-
Inland waterways transportation of freight.....	3013-04	12/08	114.1	103.0	101.4	0.1	-1.6
Inland waterways transportation of freight.....	3013-0401	12/08	114.1	103.0	101.4	0.1	-1.6
Air transportation of freight.....	3014	12/08	115.4	113.2	114.0	-1.6	0.7
Air transportation of freight.....	3014-01	12/08	115.4	113.2	114.0	-1.6	0.7
Air transportation of freight.....	3014-0101	12/08	115.4	113.2	114.0	-1.6	0.7
Pipeline transportation (partial).....	3015	06/09	150.9	152.4	152.4	5.5	0.0
Pipeline transportation of petroleum products.....	3015-01	12/08	146.6	148.0	148.0	5.6	0.0
Pipeline transportation of crude petroleum.....	3015-0101	12/08	161.6	164.0	164.0	5.7	0.0
Pipeline transportation of refined petroleum products.....	3015-0102	12/08	131.2	131.8	131.8	5.4	0.0
Courier, messenger, and U.S. postal services.....	3016	06/09	128.9	131.8	131.4	1.7	-0.3
U.S. Postal Service.....	3016-01	06/89	213.9	213.9	213.9	-0.1	0.0
Mailing services (market dominant services).....	3016-0107	12/12	108.9	108.9	108.9	-0.1	0.0
First class mail.....	3016-01071	06/89	195.7	195.7	195.7	-0.1	0.0
Periodicals mail.....	3016-01072	06/89	253.4	253.4	253.4	0.0	0.0
Standard class mail.....	3016-01073	06/89	246.2	246.2	246.2	0.0	0.0
Package services mail.....	3016-01074	06/89	249.1	249.1	249.1	0.3	0.0
Special services and fees.....	3016-01075	06/89	255.1	255.1	255.1	0.0	0.0
Shipping services (competitive services).....	3016-0108	12/12	110.5	110.5	110.5	-0.8	0.0
Courier and messenger services, except air.....	3016-02	04/09	139.4	146.9	146.9	5.5	0.0
Courier and messenger services, except air.....	3016-0201	04/09	139.4	146.9	146.9	5.5	0.0
Air mail and package delivery services, excluding by USPS.....	3016-03	04/09	146.9	149.3	147.1	-0.9	-1.5
Air mail and package delivery services, excluding by USPS.....	3016-0301	04/09	146.9	149.3	147.1	-0.9	-1.5
Transportation of passengers (partial).....	302	06/09	124.9	125.2	121.8	-0.3	-2.7
Rail transportation of passengers.....	3021	12/08	114.0	114.7	114.7	1.8	0.0
Rail transportation of passengers.....	3021-01	12/08	114.0	114.7	114.7	1.8	0.0
Rail transportation of passengers.....	3021-0101	12/08	114.0	114.7	114.7	1.8	0.0
Airline passenger services.....	3022	12/08	115.2	115.5	112.3	-0.4	-2.8
Airline passenger services.....	3022-01	12/08	115.2	115.5	112.3	-0.4	-2.8
Airline passenger services, domestic.....	3022-0101	12/08	118.1	117.1	115.9	0.3	-1.0
Airline passenger services, international.....	3022-0102	12/08	104.7	109.6	99.4	-2.7	-9.3
Services related to transportation activities.....	31	06/09	110.7	110.1	109.2	-0.2	-0.8
Services related to water transportation.....	311	06/09	113.9	113.8	113.2	0.3	-0.5
Towing, tugging, docking, and related services.....	3111	03/09	113.1	112.4	111.0	-1.2	-1.2
Towing, tugging, docking and related services.....	3111-01	03/09	113.1	112.4	111.0	-1.2	-1.2
Towing, tugging, docking and related services.....	3111-0101	03/09	113.1	112.4	111.0	-1.2	-1.2
Operation of port waterfront terminals.....	3112	12/08	131.0	131.0	131.0	2.3	0.0
Operation of port waterfront terminals.....	3112-01	12/08	131.0	131.0	131.0	2.3	0.0
Operation of port waterfront terminals.....	3112-0101	12/08	131.0	131.0	131.0	2.3	0.0
Marine cargo handling.....	3113	12/08	109.4	109.8	109.8	1.0	0.0
Marine cargo handling.....	3113-01	12/08	109.4	109.8	109.8	1.0	0.0
Marine cargo handling.....	3113-0101	12/08	109.4	109.8	109.8	1.0	0.0
Services related to air transportation.....	312	04/09	113.3	112.3	111.8	0.8	-0.4
Other airport operations, excluding aircraft maintenance and repair.....	3121	04/09	113.3	112.3	111.8	0.8	-0.4

See footnotes at end of table.

Table 9. Producer price indexes and percent changes for commodity and service groupings and individual items, not seasonally adjusted — Continued
 [1982=100 unless otherwise indicated]

Commodity	Commodity code	Other index base	Index			Percent change to Feb. 2015 from:	
			Oct. 2014 ¹	Jan. 2015 ¹	Feb. 2015 ¹	Feb. 2014	Jan. 2015
Other airport operations, excluding aircraft maintenance and repair.....	3121-01	04/09	113.3	112.3	111.8	0.8	-0.4
Other airport operations, excluding aircraft maintenance and repair.....	3121-0101	04/09	113.3	112.3	111.8	0.8	-0.4
Other services related to transportation activities (partial).....	313	06/09	108.3	107.9	106.6	-0.8	-1.2
Arrangement of freight and cargo.....	3131	12/08	106.5	106.3	104.5	-1.5	-1.7
Arrangement of freight and cargo.....	3131-01	12/08	106.5	106.3	104.5	-1.5	-1.7
Arrangement of freight and cargo.....	3131-0101	12/08	106.5	106.3	104.5	-1.5	-1.7
Freight forwarding.....	3132	12/08	99.2	98.4	98.3	0.4	-0.1
Freight forwarding.....	3132-01	12/08	99.2	98.4	98.3	0.4	-0.1
Freight forwarding.....	3132-0101	12/08	99.2	98.4	98.3	0.4	-0.1
Warehousing, storage, and related services.....	32	12/08	97.6	98.1	97.9	0.7	-0.2
Warehousing, storage, and related services.....	321	12/08	97.6	98.1	97.9	0.7	-0.2
Warehousing, storage, and related services.....	3211	12/08	97.6	98.1	97.9	0.7	-0.2
Warehousing, storage, and related services.....	3211-01	12/08	97.6	98.1	97.9	0.7	-0.2
Warehousing, storage, and related services.....	3211-0101	12/08	97.6	98.1	97.9	0.7	-0.2
Publishing sales, excluding software.....	33	06/09	110.1	110.9	110.9	1.7	0.0
Book, periodical, and newspaper publishing sales and subscriptions.....	331	06/09	111.5	112.5	112.5	2.7	0.0
Sales of books.....	3311		356.9	358.8	359.3	3.2	0.1
Sales of textbooks.....	3311-01		645.6	655.3	655.3	4.6	0.0
Sales of textbooks.....	3311-0101	06/88	412.3	418.5	418.5	4.6	0.0
Sales of technical, scientific, and professional books.....	3311-02		419.2	422.2	423.5	5.0	0.3
Sales of technical, scientific, and professional books.....	3311-0201	06/88	327.4	329.7	330.7	5.0	0.3
Sales of religious books.....	3311-03		196.7	197.8	196.3	2.1	-0.8
Sales of religious books.....	3311-0301	06/88	149.3	150.1	149.0	2.2	-0.7
Sales of general adult and juvenile books.....	3311-04		202.1	200.9	201.3	0.4	0.2
Sales of general adult and juvenile books.....	3311-0402		202.1	200.9	201.3	0.4	0.2
Sales of general reference books.....	3311-05		165.7	165.9	165.9	0.5	0.0
Sales of general reference books.....	3311-0501	06/88	141.1	141.2	141.2	0.6	0.0
Sales and subscriptions of periodicals and newspapers.....	3312	06/09	107.4	108.7	108.6	2.4	-0.1
Sales and subscriptions of periodicals.....	3312-01	06/07	105.5	106.8	106.8	2.0	0.0
Sales and subscriptions of periodicals.....	3312-0101	06/07	105.5	106.8	106.8	2.0	0.0
Sales and subscriptions of newspapers.....	3312-02		320.4	323.9	323.2	3.1	-0.2
Sales and subscriptions of newspapers, daily and Sunday papers.....	3312-0201	06/99	156.4	158.3	157.9	3.2	-0.3
Directory, mailing list, and related compilations publishing sales.....	332	12/08	103.1	105.0	104.7	1.6	-0.3
Directory, mailing list, and related compilations publishing sales.....	3321	12/08	103.1	105.0	104.7	1.6	-0.3
Directory, mailing list, and related compilations publishing sales.....	3321-01	12/08	103.1	105.0	104.7	1.6	-0.3
Directory, mailing list, and related compilations publishing sales.....	3321-0101	12/08	103.1	105.0	104.7	1.6	-0.3
Greeting card publishing sales.....	333	12/85	214.2	214.2	214.2	0.2	0.0
Greeting card publishing sales.....	3331	12/85	214.2	214.2	214.2	0.2	0.0
Greeting card publishing sales.....	3331-01	12/85	214.2	214.2	214.2	0.2	0.0
Greeting card publishing sales.....	3331-0101	12/85	214.2	214.2	214.2	0.2	0.0
Calendars, yearbooks, and other miscellaneous publishing sales.....	334	12/89	203.7	203.8	203.8	-9.1	0.0
Calendars, yearbooks, and other miscellaneous publishing sales.....	3341	12/89	203.7	203.8	203.8	-9.1	0.0
Calendars, yearbooks, and other miscellaneous publishing sales.....	3341-01	12/89	203.7	203.8	203.8	-9.1	0.0
Calendars, yearbooks, and other miscellaneous publishing sales.....	3341-0101	12/89	203.7	203.8	203.8	-9.1	0.0
Internet publishing and broadcasting subscription, content access, and licensing sales.....	335	12/09	109.7	109.9	109.9	0.7	0.0
Internet publishing and broadcasting subscription, content access, and licensing sales.....	3351	12/09	109.7	109.9	109.9	0.7	0.0
Internet publishing and broadcasting subscription, content access, and licensing sales.....	3351-01	12/09	109.7	109.9	109.9	0.7	0.0
Internet publishing and broadcasting subscription, content access, and licensing sales.....	3351-0101	12/09	109.7	109.9	109.9	0.7	0.0
Software publishing.....	34	06/09	90.4	89.7	90.7	-0.5	1.1
Application software publishing.....	342	06/09	97.9	98.8	98.8	-2.0	0.0
Application software publishing.....	3421	06/09	97.9	98.8	98.8	-2.0	0.0
Desktop and portable device application software publishing.....	3421-01	12/08	100.2	98.9	98.9	-2.2	0.0
Desktop and portable device application software publishing.....	3421-0101	12/08	100.2	98.9	98.9	-2.2	0.0
Application software publishing, cross-industry, vertical market, utilities, and other.....	3421-03	12/08	103.9	103.8	104.0	-1.1	0.2
Application software publishing, cross-industry, vertical market, utilities, and other.....	3421-0301	12/08	103.9	103.8	104.0	-1.1	0.2
Application software publishing, game software.....	3421-04	12/13	82.5	94.7	93.8	-7.0	-1.0

See footnotes at end of table.

Table 9. Producer price indexes and percent changes for commodity and service groupings and individual items, not seasonally adjusted — Continued
 [1982=100 unless otherwise indicated]

Commodity	Commodity code	Other index base	Index			Percent change to Feb. 2015 from:	
			Oct. 2014 ¹	Jan. 2015 ¹	Feb. 2015 ¹	Feb. 2014	Jan. 2015
Application software publishing, game software.....	3421-0401	12/13	82.5	94.7	93.8	-7.0	-1.0
Network compensation from broadcast and cable television and radio.....	35	06/09	115.1	117.7	117.7	6.8	0.0
Affiliate agreements, programming sales, and retransmission fees for cable and broadcast tv.....	351	06/09	—	118.0	118.0	—	0.0
Affiliate agreements, programming sales, and retransmission fees for cable and broadcast tv.....	3511	06/09	—	118.0	118.0	—	0.0
Affiliate agreements, programming sales, and retransmission fees for cable and broadcast tv.....	3511-01	12/08	—	120.2	120.2	—	0.0
Affiliate agreements, programming sales, and retransmission fees for cable and broadcast tv.....	3511-0101	12/08	—	120.2	120.2	—	0.0
Affiliate agreements, programming sales, and retransmission fees for radio.....	352	06/09	—	101.2	101.2	—	0.0
Affiliate agreements, programming sales, and retransmission fees for radio.....	3521	06/09	—	101.2	101.2	—	0.0
Affiliate agreements, programming sales, and retransmission fees for radio.....	3521-01	12/08	—	101.0	101.0	—	0.0
Affiliate agreements, programming sales, and retransmission fees for radio.....	3521-0101	12/08	—	101.0	101.0	—	0.0
Advertising space and time sales.....	36	06/09	106.1	102.4	102.5	-1.7	0.1
Advertising space sales in periodicals, newspapers, directories, and mailing lists.....	361	06/09	105.5	105.7	106.0	0.8	0.3
Advertising space sales in periodicals and newspapers.....	3611	06/09	104.9	105.1	105.6	1.1	0.5
Advertising space sales in periodicals.....	3611-01	06/09	426.3	426.4	431.4	1.5	1.2
Advertising space sales in specialized, business, and professional periodicals.....	3611-0101	06/99	154.4	154.8	164.4	6.6	6.2
Advertising space sales in general and consumer periodicals.....	3611-0102	06/99	172.3	172.3	173.2	0.9	0.5
Advertising space sales in other periodicals.....	3611-0103	06/07	102.7	—	—	—	—
Advertising space sales in newspapers.....	3611-02	06/09	402.9	404.5	404.1	0.8	-0.1
Advertising space sales in newspapers, daily and Sunday papers.....	3611-0201	06/99	145.7	146.3	146.2	1.0	-0.1
Advertising space sales in newspapers, weekly and other papers.....	3611-0202	06/99	134.6	134.6	134.6	0.1	0.0
Advertising space sales in directories and mailing lists.....	3612	12/08	109.2	109.2	109.2	-0.3	0.0
Advertising space sales in directories and mailing lists.....	3612-01	12/08	109.2	109.2	109.2	-0.3	0.0
Advertising space sales in directories and mailing lists.....	3612-0101	12/08	109.2	109.2	109.2	-0.3	0.0
Television advertising time sales.....	362	06/09	116.1	107.2	106.1	-3.5	-1.0
Television advertising time sales.....	3621	06/09	116.1	107.2	106.1	-3.5	-1.0
Broadcast and network television advertising time sales.....	3621-01	12/08	102.1	89.4	86.4	-8.5	-3.4
Broadcast and network television advertising time sales.....	3621-0101	12/08	102.1	89.4	86.4	-8.5	-3.4
Cable network advertising time sales.....	3621-02	12/08	118.4	114.4	115.6	1.1	1.0
Cable network advertising time sales.....	3621-0201	12/08	118.4	114.4	115.6	1.1	1.0
Local cable system advertising time sales.....	3621-03	12/08	95.8	95.8	95.8	0.0	0.0
Local cable system advertising time sales.....	3621-0301	12/08	95.8	95.8	95.8	0.0	0.0
Radio advertising time sales.....	363	03/09	102.3	93.6	95.1	-5.0	1.6
Radio advertising time sales.....	3631	03/09	102.3	93.6	95.1	-5.0	1.6
Radio advertising time sales.....	3631-01	03/09	102.3	93.6	95.1	-5.0	1.6
Radio advertising time sales.....	3631-0101	03/09	102.3	93.6	95.1	-5.0	1.6
Internet advertising sales, excluding Internet advertising sold by print publishers.....	365	12/09	82.7	80.7	82.0	-5.1	1.6
Internet advertising sales, excluding Internet advertising sold by print publishers.....	3651	12/09	82.7	80.7	82.0	-5.1	1.6
Internet advertising sales, excluding Internet advertising sold by print publishers.....	3651-01	12/09	82.7	80.7	82.0	-5.1	1.6
Internet advertising sales, excluding Internet advertising sold by print publishers.....	3651-0101	12/09	82.7	80.7	82.0	-5.1	1.6
Telecommunication, cable, and internet user services.....	37	06/09	101.5	101.3	100.1	-1.7	-1.2
Wired telephone services.....	371	06/09	107.6	108.6	108.7	1.7	0.1
Residential wired telephone services.....	3711	06/09	122.5	125.1	125.4	4.0	0.2
Local residential wired telephone service.....	3711-01	12/08	122.8	126.2	126.5	5.6	0.2
Local residential wired telephone service.....	3711-0101	12/08	122.8	126.2	126.5	5.6	0.2
Long distance residential wired telephone service.....	3711-02	03/09	125.1	126.1	126.5	0.9	0.3
Long distance residential wired telephone service.....	3711-0201	03/09	125.1	126.1	126.5	0.9	0.3
All-distance residential wired telephone service.....	3711-03	12/11	111.8	115.7	115.7	3.7	0.0
All-distance residential wired telephone service.....	3711-0301	12/11	111.8	115.7	115.7	3.7	0.0
Business wired telephone services.....	3712	06/09	95.8	95.9	95.9	0.0	0.0
Local business wired telephone service.....	3712-01	12/08	103.4	103.4	103.7	0.6	0.3
Local business wired telephone service.....	3712-0101	12/08	103.4	103.4	103.7	0.6	0.3
Long distance business wired telephone service.....	3712-02	04/09	86.5	85.6	85.2	-5.0	-0.5
Private line wired telephone service.....	3712-04	12/11	98.8	98.8	98.8	0.6	0.0
Private line wired telephone service.....	3712-0401	12/11	98.8	98.8	98.8	0.6	0.0
Other wired telephone services.....	3713	12/08	101.5	101.9	101.9	1.1	0.0
Other wired telephone services.....	3713-01	12/08	101.5	101.9	101.9	1.1	0.0
Wireless telecommunication services.....	372	06/09	86.4	83.9	79.8	-10.0	-4.9

See footnotes at end of table.

Table 9. Producer price indexes and percent changes for commodity and service groupings and individual items, not seasonally adjusted — Continued
 [1982=100 unless otherwise indicated]

Commodity	Commodity code	Other index base	Index			Percent change to Feb. 2015 from:	
			Oct. 2014 ¹	Jan. 2015 ¹	Feb. 2015 ¹	Feb. 2014	Jan. 2015
Cellular phone and other wireless telecommunication services.....	3721	03/09	84.4	81.9	78.0	-9.9	-4.8
Cellular phone and other wireless telecommunication services.....	3721-01	03/09	84.4	81.9	78.0	-9.9	-4.8
Cellular phone and other wireless telecommunication services.....	3721-0101	03/09	84.4	81.9	78.0	-9.9	-4.8
Cable and satellite subscriber services.....	373	12/08	111.2	111.7	111.4	0.2	-0.3
Cable and satellite subscriber services.....	3731	12/08	111.2	111.7	111.4	0.2	-0.3
Cable and satellite subscriber services.....	3731-01	12/08	111.2	111.7	111.4	0.2	-0.3
Cable and satellite subscriber services.....	3731-0101	12/08	111.2	111.7	111.4	0.2	-0.3
Internet access services.....	374	03/09	98.1	98.1	98.3	0.6	0.2
Internet access services.....	3741	03/09	98.1	98.1	98.3	0.6	0.2
Residential Internet access services.....	3741-02	12/11	100.9	100.9	101.4	0.6	0.5
Residential Internet access services.....	3741-0201	12/11	100.9	100.9	101.4	0.6	0.5
Business Internet access services.....	3741-03	12/11	100.0	100.0	100.0	0.9	0.0
Business Internet access services.....	3741-0301	12/11	100.0	100.0	100.0	0.9	0.0
Bundled wired telecommunications access services.....	375	12/11	101.1	102.1	102.0	1.4	-0.1
Bundled wired telecommunications access services.....	3751	12/11	101.1	102.1	102.0	1.4	-0.1
Bundled wired telecommunications access services.....	3751-01	12/11	101.1	102.1	102.0	1.4	-0.1
Bundled wired telecommunications access services.....	3751-0101	12/11	101.1	102.1	102.0	1.4	-0.1
Data processing and related services.....	38	06/09	100.7	100.7	100.7	-0.1	0.0
Data processing and related services.....	381	06/09	100.7	100.7	100.7	-0.1	0.0
Data processing and related services.....	3811	06/09	100.7	100.7	100.7	-0.1	0.0
Hosting, ASP and other IT infrastructure provisioning services.....	3811-01	12/08	99.0	99.0	99.0	-1.5	0.0
Hosting, ASP and other IT infrastructure provisioning services.....	3811-0101	12/08	99.0	99.0	99.0	-1.5	0.0
Business process management services.....	3811-02	12/08	102.4	102.6	102.6	1.7	0.0
Business process management services.....	3811-0201	12/08	102.4	102.6	102.6	1.7	0.0
Data management and storage, information transformation and other services.....	3811-03	12/08	98.8	98.9	98.9	-0.7	0.0
Data management and storage, information transformation and other services.....	3811-0301	12/08	98.8	98.9	98.9	-0.7	0.0
Credit intermediation services (partial).....	39	06/09	86.9	87.7	86.8	-3.6	-1.0
Loan services (partial).....	391	06/09	130.5	132.8	132.0	-6.5	-0.6
Business loans (partial).....	3911	04/09	190.8	194.4	194.4	-8.4	0.0
Business loans (partial).....	3911-01	04/09	190.8	194.4	194.4	-8.4	0.0
Business loans (partial).....	3911-0101	04/09	190.8	194.4	194.4	-8.4	0.0
Consumer loans (partial).....	3912	06/09	113.0	113.7	113.6	-5.4	-0.1
Residential real estate loans (partial).....	3912-01	04/09	139.1	139.7	139.5	-4.5	-0.1
Residential real estate loans, except home equity (partial).....	3912-0101	04/09	127.0	126.2	126.3	-4.4	0.1
Home equity loans (partial).....	3912-0102	04/09	263.0	275.1	271.7	-4.6	-1.2
Vehicle loans (partial).....	3912-02	04/09	64.0	64.8	63.0	-19.8	-2.8
Vehicle loans (partial).....	3912-0201	04/09	64.0	64.8	63.0	-19.8	-2.8
Credit cards, overdraft credit, and related plans (partial).....	3912-03	04/09	140.4	141.9	147.7	1.7	4.1
Credit cards, overdraft credit, and related plans (partial).....	3912-0301	04/09	140.4	141.9	147.7	1.7	4.1
Other loans and loan services (partial).....	3913	04/09	92.5	99.9	92.4	1.5	-7.5
Other loans and loan services (partial).....	3913-01	04/09	92.5	99.9	92.4	1.5	-7.5
Other loans and loan services (partial).....	3913-0101	04/09	92.5	99.9	92.4	1.5	-7.5
Deposit services (partial).....	392	04/09	62.3	61.8	61.0	4.3	-1.3
Deposit services (partial).....	3921	04/09	62.3	61.8	61.0	4.3	-1.3
Deposit services (partial).....	3921-01	04/09	62.3	61.8	61.0	4.3	-1.3
Deposit services (partial).....	3921-0101	04/09	62.3	61.8	61.0	4.3	-1.3
Other credit intermediation services, including trust services (partial).....	393	04/09	105.9	104.4	98.7	-3.3	-5.5
Other credit intermediation services, including trust services (partial).....	3931	04/09	105.9	104.4	98.7	-3.3	-5.5
Other credit intermediation services, including trust services (partial).....	3931-01	04/09	105.9	104.4	98.7	-3.3	-5.5
Other credit intermediation services, including trust services (partial).....	3931-0101	04/09	105.9	104.4	98.7	-3.3	-5.5
Investment services.....	40	06/09	127.0	127.2	128.5	4.0	1.0
Securities brokerage, dealing, investment advice, and related services.....	401	06/09	102.9	101.4	102.7	1.1	1.3
Securities brokerage, dealing, investment advice, and related services.....	4011	06/09	102.9	101.4	102.7	1.1	1.3
Securities brokerage, dealing, and investment advice.....	4011-01	12/08	101.6	97.0	97.6	-3.6	0.6
Securities brokerage, dealing, and investment advice.....	4011-0101	12/08	101.6	97.0	97.6	-3.6	0.6
Securities brokerage and dealing related services.....	4011-02	12/08	102.1	107.4	110.3	11.5	2.7
Securities brokerage and dealing related services.....	4011-0201	12/08	102.1	107.4	110.3	11.5	2.7
Portfolio management.....	402	12/08	176.0	180.4	181.3	7.7	0.5
Portfolio management.....	4021	12/08	176.0	180.4	181.3	7.7	0.5
Portfolio management.....	4021-01	12/08	176.0	180.4	181.3	7.7	0.5
Portfolio management.....	4021-0101	12/08	176.0	180.4	181.3	7.7	0.5

See footnotes at end of table.

Table 9. Producer price indexes and percent changes for commodity and service groupings and individual items, not seasonally adjusted — Continued
 [1982=100 unless otherwise indicated]

Commodity	Commodity code	Other index base	Index			Percent change to Feb. 2015 from:	
			Oct. 2014 ¹	Jan. 2015 ¹	Feb. 2015 ¹	Feb. 2014	Jan. 2015
Investment banking.....	403	12/08	142.2	143.2	144.8	7.1	1.1
Investment banking.....	4031	12/08	142.2	143.2	144.8	7.1	1.1
Investment banking.....	4031-01	12/08	142.2	143.2	144.8	7.1	1.1
Investment banking.....	4031-0101	12/08	142.2	143.2	144.8	7.1	1.1
Insurance and annuities.....	41	06/09	110.7	110.5	110.7	0.5	0.2
Insurance.....	411	06/09	111.2	111.2	111.3	0.5	0.1
Insurance.....	4111	06/09	111.2	111.2	111.3	0.5	0.1
Life insurance.....	4111-01	03/09	103.8	103.7	103.8	0.0	0.1
Life insurance.....	4111-0101	03/09	103.8	103.7	103.8	0.0	0.1
Disability insurance, including accidental death.....	4111-02	03/09	103.8	104.0	104.0	0.1	0.0
Disability insurance, including accidental death.....	4111-0201	03/09	103.8	104.0	104.0	0.1	0.0
Health and medical insurance.....	4111-03	03/09	116.7	116.5	116.8	0.3	0.3
Health and medical insurance.....	4111-0301	03/09	116.7	116.5	116.8	0.3	0.3
Property and casualty insurance.....	4111-04	03/09	110.6	110.7	110.7	0.7	0.0
Property and casualty insurance.....	4111-0401	03/09	110.6	110.7	110.7	0.7	0.0
Annuities.....	412	03/09	110.8	109.6	109.7	0.0	0.1
Annuities.....	4121	03/09	110.8	109.6	109.7	0.0	0.1
Annuities.....	4121-01	03/09	110.8	109.6	109.7	0.0	0.1
Annuities.....	4121-0101	03/09	110.8	109.6	109.7	0.0	0.1
Commissions and fees from sales and administration of insurance policies (partial).....	42	06/09	102.6	102.8	102.9	0.8	0.1
Commissions from sales of insurance.....	421	06/09	102.6	102.8	102.9	0.8	0.1
Commissions from sales of insurance.....	4211	06/09	102.6	102.8	102.9	0.8	0.1
Commissions from sales of life insurance and annuities.....	4211-01	06/09	101.0	102.0	102.0	1.0	0.0
Commissions from sales of life insurance and annuities.....	4211-0101	06/09	101.0	102.0	102.0	1.0	0.0
Commissions from sales of health and medical insurance.....	4211-02	06/09	102.3	102.3	102.3	0.1	0.0
Commissions from sales of health and medical insurance.....	4211-0201	06/09	102.3	102.3	102.3	0.1	0.0
Commissions from sales of property and casualty insurance.....	4211-03	06/09	103.7	103.7	103.9	0.9	0.2
Commissions from sales of property and casualty insurance.....	4211-0301	06/09	103.7	103.7	103.9	0.9	0.2
Commissions from sales of other insurance.....	4211-04	06/09	98.4	98.4	98.4	0.0	0.0
Commissions from sales of other insurance.....	4211-0401	06/09	98.4	98.4	98.4	0.0	0.0
Real estate services (partial).....	43	06/09	108.8	109.2	109.3	2.5	0.1
Nonresidential real estate services.....	431	06/09	106.4	106.3	106.4	2.3	0.1
Nonresidential real estate rents.....	4311	06/09	106.8	106.2	106.3	2.3	0.1
Office buildings, gross rents.....	4311-01	12/08	107.0	106.2	107.4	3.8	1.1
Office buildings, gross rents.....	4311-0101	12/08	107.0	106.2	107.4	3.8	1.1
Retail properties, gross rents.....	4311-02	04/09	106.7	107.2	107.8	1.7	0.6
Retail properties, gross rents.....	4311-0201	04/09	106.7	107.2	107.8	1.7	0.6
Industrial buildings, gross rents.....	4311-03	04/09	90.7	90.8	91.9	3.0	1.2
Industrial buildings, gross rents.....	4311-0301	04/09	90.7	90.8	91.9	3.0	1.2
Self-service storage and miniwarehouses, gross rents.....	4311-04	12/08	111.8	112.5	112.5	6.8	0.0
Self-service storage and miniwarehouses, gross rents.....	4311-0401	12/08	111.8	112.5	112.5	6.8	0.0
Other nonresidential buildings, gross rents.....	4311-05	12/08	106.7	100.0	91.8	-7.0	-8.2
Other nonresidential buildings, gross rents.....	4311-0501	12/08	106.7	100.0	91.8	-7.0	-8.2
Nonresidential property sales and leases including land, brokerage fees and commissions.....	4312	12/08	108.0	109.8	109.7	4.6	-0.1
Nonresidential property sales and leases including land, brokerage fees and commissions.....	4312-01	12/08	108.0	109.8	109.7	4.6	-0.1
Nonresidential property sales and leases including land, brokerage fees and commissions.....	4312-0101	12/08	108.0	109.8	109.7	4.6	-0.1
Nonresidential property management fees.....	4313	12/08	92.1	92.1	92.1	-2.0	0.0
Nonresidential property management fees.....	4313-01	12/08	92.1	92.1	92.1	-2.0	0.0
Nonresidential property management fees.....	4313-0101	12/08	92.1	92.1	92.1	-2.0	0.0
Residential real estate services (partial).....	432	06/09	111.6	112.7	112.9	3.1	0.2
Residential property sales and rental, brokerage fees and commissions.....	4321	12/08	113.4	114.9	115.0	3.9	0.1
Residential property sales and rental, brokerage fees and commissions.....	4321-01	12/08	113.4	114.9	115.0	3.9	0.1
Residential property sales and rental, brokerage fees and commissions.....	4321-0101	12/08	113.4	114.9	115.0	3.9	0.1
Residential property management fees.....	4322	12/08	106.6	106.8	107.2	1.0	0.4
Residential property management fees.....	4322-01	12/08	106.6	106.8	107.2	1.0	0.4
Residential property management fees.....	4322-0101	12/08	106.6	106.8	107.2	1.0	0.4
Real estate appraisal fees.....	433	12/08	102.0	102.1	102.3	-0.6	0.2
Real estate appraisal fees.....	4331	12/08	102.0	102.1	102.3	-0.6	0.2
Real estate appraisal fees.....	4331-01	12/08	102.0	102.1	102.3	-0.6	0.2

See footnotes at end of table.

Table 9. Producer price indexes and percent changes for commodity and service groupings and individual items, not seasonally adjusted — Continued
 [1982=100 unless otherwise indicated]

Commodity	Commodity code	Other index base	Index			Percent change to Feb. 2015 from:	
			Oct. 2014 ¹	Jan. 2015 ¹	Feb. 2015 ¹	Feb. 2014	Jan. 2015
Real estate appraisal fees.....	4331-0101	12/08	102.0	102.1	102.3	-0.6	0.2
Rental and leasing of goods (partial).....	44	06/09	97.9	99.4	97.4	-2.5	-2.0
Passenger car rental.....	441	03/09	91.7	95.8	92.2	-6.1	-3.8
Passenger car rental.....	4411	03/09	91.7	95.8	92.2	-6.1	-3.8
Passenger car rental.....	4411-01	03/09	91.7	95.8	92.2	-6.1	-3.8
Passenger car rental.....	4411-0101	03/09	91.7	95.8	92.2	-6.1	-3.8
Truck, utility trailer, and RV rental and leasing.....	442	06/09	107.0	106.2	106.2	0.2	0.0
Truck rental and leasing.....	4421	06/09	103.9	103.0	103.0	0.0	0.0
Truck rental.....	4421-01	12/08	116.6	114.1	114.1	-0.4	0.0
Truck rental.....	4421-0101	12/08	116.6	114.1	114.1	-0.4	0.0
Truck leasing.....	4421-02	12/08	102.9	103.2	103.2	0.4	0.0
Truck leasing.....	4421-0201	12/08	102.9	103.2	103.2	0.4	0.0
Truck tractor rental and leasing.....	4422	03/09	112.6	112.6	112.6	-1.0	0.0
Truck tractor rental and leasing.....	4422-01	03/09	112.6	112.6	112.6	-1.0	0.0
Truck tractor rental and leasing.....	4422-0101	03/09	112.6	112.6	112.6	-1.0	0.0
Truck trailer, utility trailer, and RV rental and leasing.....	4423	12/08	110.6	113.0	113.0	11.5	0.0
Truck trailer, utility trailer, and RV rental and leasing.....	4423-01	12/08	110.6	113.0	113.0	11.5	0.0
Truck trailer, utility trailer, and RV rental and leasing.....	4423-0101	12/08	110.6	113.0	113.0	11.5	0.0
Construction, mining, and forestry machinery and equipment rental and leasing.....	443	03/09	102.0	101.5	100.2	0.4	-1.3
Construction, mining, and forestry machinery and equipment rental and leasing.....	4431	03/09	102.0	101.5	100.2	0.4	-1.3
Construction, mining, and forestry machinery and equipment rental and leasing.....	4431-01	03/09	102.0	101.5	100.2	0.4	-1.3
Construction, mining, and forestry machinery and equipment rental and leasing.....	4431-0101	03/09	102.0	101.5	100.2	0.4	-1.3
Professional services (partial).....	45	06/09	110.0	110.4	111.6	2.8	1.1
Legal services.....	451	03/09	117.1	118.3	119.9	3.1	1.4
Legal services.....	4511	03/09	117.1	118.3	119.9	3.1	1.4
Legal services.....	4511-01	03/09	117.1	118.3	119.9	3.1	1.4
Legal services.....	4511-0101	03/09	117.1	118.3	119.9	3.1	1.4
Accounting services (partial).....	452	06/09	103.8	104.3	105.3	3.9	1.0
Accounting services, excluding payroll.....	4521	06/09	103.8	104.3	105.3	3.9	1.0
Financial auditing.....	4521-01	12/08	99.0	98.5	98.1	1.8	-0.4
Financial auditing.....	4521-0101	12/08	99.0	98.5	98.1	1.8	-0.4
Tax preparation and planning.....	4521-02	04/09	108.8	110.3	112.9	7.1	2.4
Tax preparation and planning.....	4521-0201	04/09	108.8	110.3	112.9	7.1	2.4
Bookkeeping and compilation.....	4521-03	12/08	99.3	99.4	99.7	1.2	0.3
Bookkeeping and compilation.....	4521-0301	12/08	99.3	99.4	99.7	1.2	0.3
Other accounting services, including billing and review.....	4521-04	12/08	97.8	98.1	98.2	1.9	0.1
Other accounting services, including billing and review.....	4521-0401	12/08	97.8	98.1	98.2	1.9	0.1
Architectural and engineering services.....	453	06/09	106.7	107.0	107.4	2.3	0.4
Architectural services.....	4531	03/09	102.9	103.6	103.6	2.2	0.0
Architectural services.....	4531-01	03/09	102.9	103.6	103.6	2.2	0.0
Architectural services.....	4531-0101	03/09	102.9	103.6	103.6	2.2	0.0
Engineering services.....	4532	03/09	107.7	107.9	108.4	2.4	0.5
Engineering services.....	4532-01	03/09	107.7	107.9	108.4	2.4	0.5
Engineering services.....	4532-0101	03/09	107.7	107.9	108.4	2.4	0.5
Management, scientific, and technical consulting services.....	454	06/09	104.8	104.0	105.8	2.0	1.7
Management consulting services.....	4541	06/09	104.8	104.0	105.8	2.0	1.7
Administrative and general management consulting services.....	4541-01	12/08	108.0	107.9	110.2	3.5	2.1
Administrative and general management consulting services.....	4541-0101	12/08	108.0	107.9	110.2	3.5	2.1
Human resources consulting services.....	4541-02	12/08	103.8	104.0	104.2	2.1	0.2
Human resources consulting services.....	4541-0201	12/08	103.8	104.0	104.2	2.1	0.2
Marketing consulting services.....	4541-03	12/08	97.2	93.0	94.0	-4.3	1.1
Marketing consulting services.....	4541-0301	12/08	97.2	93.0	94.0	-4.3	1.1
Process, physical distribution, and logistics consulting services.....	4541-04	12/08	109.6	111.6	115.3	7.4	3.3
Process, physical distribution, and logistics consulting services.....	4541-0401	12/08	109.6	111.6	115.3	7.4	3.3
Other management consulting services.....	4541-05	12/08	101.1	91.1	92.6	-8.9	1.6
Other management consulting services.....	4541-0501	12/08	101.1	91.1	92.6	-8.9	1.6
Advertising and related services (partial).....	455	12/08	106.6	105.0	107.2	2.4	2.1
Advertising agency services.....	4551	12/08	106.6	105.0	107.2	2.4	2.1
Advertising agency services.....	4551-01	12/08	106.6	105.0	107.2	2.4	2.1
Advertising agency services.....	4551-0101	12/08	106.6	105.0	107.2	2.4	2.1

See footnotes at end of table.

Table 9. Producer price indexes and percent changes for commodity and service groupings and individual items, not seasonally adjusted — Continued
 [1982=100 unless otherwise indicated]

Commodity	Commodity code	Other index base	Index			Percent change to Feb. 2015 from:	
			Oct. 2014 ¹	Jan. 2015 ¹	Feb. 2015 ¹	Feb. 2014	Jan. 2015
Information technology (IT) technical support and consulting services (partial).....	456	12/08	105.9	106.3	106.6	2.6	0.3
Information technology (IT) technical support and consulting services (partial).....	4561	12/08	105.9	106.3	106.6	2.6	0.3
Information technology (IT) technical support and consulting services (partial).....	4561-01	12/08	105.9	106.3	106.6	2.6	0.3
Information technology (IT) technical support and consulting services (partial).....	4561-0101	12/08	105.9	106.3	106.6	2.6	0.3
Employment services.....	46	06/09	106.9	107.6	106.8	1.0	-0.7
Permanent placement services.....	461	03/09	111.2	111.7	113.0	5.1	1.2
Permanent placement services.....	4611	03/09	111.2	111.7	113.0	5.1	1.2
Permanent placement services.....	4611-01	03/09	111.2	111.7	113.0	5.1	1.2
Permanent placement services.....	4611-0101	03/09	111.2	111.7	113.0	5.1	1.2
Executive search services.....	462	12/08	99.1	99.1	99.1	0.0	0.0
Executive search services.....	4621	12/08	99.1	99.1	99.1	0.0	0.0
Executive search services.....	4621-01	12/08	99.1	99.1	99.1	0.0	0.0
Executive search services.....	4621-0101	12/08	99.1	99.1	99.1	0.0	0.0
Staffing services.....	463	06/09	106.6	107.4	106.4	0.8	-0.9
Temporary help services.....	4631	03/09	106.3	107.3	107.3	2.3	0.0
Temporary help services.....	4631-01	03/09	106.3	107.3	107.3	2.3	0.0
Temporary help services.....	4631-0101	03/09	106.3	107.3	107.3	2.3	0.0
Co-employment staffing services.....	4632	12/08	107.4	108.0	105.7	-1.1	-2.1
Co-employment staffing services.....	4632-01	12/08	107.4	108.0	105.7	-1.1	-2.1
Co-employment staffing services.....	4632-0101	12/08	107.4	108.0	105.7	-1.1	-2.1
Travel arrangement services (partial).....	47	06/09	104.5	101.7	102.2	1.2	0.5
Arrangement of flights (partial).....	471	06/09	110.3	106.9	107.0	-2.6	0.1
Arrangement of international flights.....	4711	12/08	107.0	107.3	107.7	-0.5	0.4
Arrangement of international flights.....	4711-01	12/08	107.0	107.3	107.7	-0.5	0.4
Arrangement of international flights.....	4711-0101	12/08	107.0	107.3	107.7	-0.5	0.4
Arrangement of domestic flights.....	4712	12/08	99.8	94.8	94.7	-3.9	-0.1
Arrangement of domestic flights.....	4712-01	12/08	99.8	94.8	94.7	-3.9	-0.1
Arrangement of domestic flights.....	4712-0101	12/08	99.8	94.8	94.7	-3.9	-0.1
Arrangement of vehicle rentals and lodging.....	472	12/08	85.2	81.0	85.9	8.5	6.0
Arrangement of vehicle rentals and lodging.....	4721	12/08	85.2	81.0	85.9	8.5	6.0
Arrangement of vehicle rentals and lodging.....	4721-01	12/08	85.2	81.0	85.9	8.5	6.0
Arrangement of vehicle rentals and lodging.....	4721-0101	12/08	85.2	81.0	85.9	8.5	6.0
Arrangement of cruises and tours.....	473	12/08	104.0	102.1	97.9	-4.8	-4.1
Arrangement of cruises and tours.....	4731	12/08	104.0	102.1	97.9	-4.8	-4.1
Arrangement of cruises and tours.....	4731-01	12/08	104.0	102.1	97.9	-4.8	-4.1
Arrangement of cruises and tours.....	4731-0101	12/08	104.0	102.1	97.9	-4.8	-4.1
Other travel arrangements (partial).....	474	12/08	115.3	115.3	115.3	6.9	0.0
Other travel arrangements (partial).....	4741	12/08	115.3	115.3	115.3	6.9	0.0
Other travel arrangements (partial).....	4741-01	12/08	115.3	115.3	115.3	6.9	0.0
Other travel arrangements (partial).....	4741-0101	12/08	115.3	115.3	115.3	6.9	0.0
Selected security services (partial).....	48	03/09	104.1	104.6	105.2	2.4	0.6
Security guard services.....	481	03/09	104.1	104.6	105.2	2.4	0.6
Security guard services.....	4811	03/09	104.1	104.6	105.2	2.4	0.6
Security guard services.....	4811-01	03/09	104.1	104.6	105.2	2.4	0.6
Security guard services.....	4811-0101	03/09	104.1	104.6	105.2	2.4	0.6
Cleaning and building maintenance services (partial).....	49	03/09	107.3	107.2	107.5	2.0	0.3
Janitorial services.....	491	03/09	107.3	107.2	107.5	2.0	0.3
Janitorial services.....	4911	03/09	107.3	107.2	107.5	2.0	0.3
Janitorial services.....	4911-01	03/09	107.3	107.2	107.5	2.0	0.3
Janitorial services.....	4911-0101	03/09	107.3	107.2	107.5	2.0	0.3
Waste collection and remediation services (partial).....	50	12/08	115.8	115.6	115.7	2.0	0.1
Waste collection.....	501	12/08	115.8	115.6	115.7	2.0	0.1
Solid waste collection.....	5011	12/08	115.8	115.6	115.7	2.0	0.1
Solid waste collection.....	5011-01	12/08	115.8	115.6	115.7	2.0	0.1
Solid waste collection.....	5011-0101	12/08	115.8	115.6	115.7	2.0	0.1
Health care services.....	51	06/09	112.4	112.3	112.8	0.9	0.4
Outpatient care (partial).....	511	06/09	110.6	110.2	110.6	0.5	0.4
Outpatient care (partial).....	5111	06/09	110.6	110.2	110.6	0.5	0.4

See footnotes at end of table.

Table 9. Producer price indexes and percent changes for commodity and service groupings and individual items, not seasonally adjusted — Continued
 [1982=100 unless otherwise indicated]

Commodity	Commodity code	Other index base	Index			Percent change to Feb. 2015 from:	
			Oct. 2014 ¹	Jan. 2015 ¹	Feb. 2015 ¹	Feb. 2014	Jan. 2015
Physician care.....	5111-01	03/09	107.0	106.8	107.0	0.2	0.2
Medicare patients: physician care.....	5111-0102	06/14	100.0	99.7	99.8	-	0.1
Medicaid patients: physician care.....	5111-0103	06/14	100.0	97.6	99.3	-	1.7
Private insurance patients: physician care.....	5111-0104	06/14	100.2	100.2	100.3	-	0.1
All other patients: physician care.....	5111-0105	06/14	100.0	100.3	100.4	-	0.1
Medical laboratory and diagnostic imaging center care.....	5111-02	03/09	97.6	97.2	97.1	-0.7	-0.1
Medical laboratory care.....	5111-0201	03/09	95.4	95.1	95.1	0.0	0.0
Medicare patients: medical laboratory care.....	5111-02011	06/14	99.6	99.4	99.4	-	0.0
Medicaid patients: medical laboratory care.....	5111-02012	06/14	100.1	100.1	100.1	-	0.0
Private insurance patients: medical laboratory care.....	5111-02013	06/14	100.2	99.3	99.4	-	0.1
All other patients: medical laboratory care.....	5111-02014	06/14	100.6	101.5	100.7	-	-0.8
Diagnostic imaging center care.....	5111-0202	03/09	100.9	100.2	100.1	-1.6	-0.1
Medicare and Medicaid patients: diagnostic imaging center care.....	5111-02021	06/14	100.0	96.8	96.6	-	-0.2
Private insurance patients: diagnostic imaging center care.....	5111-02022	06/14	98.4	98.9	98.8	-	-0.1
All other patients: diagnostic imaging center care.....	5111-02023	06/14	100.0	100.0	100.0	-	0.0
Home health and hospice care.....	5111-03	12/08	103.7	103.3	103.8	1.6	0.5
Home health and hospice care.....	5111-0301	12/08	103.7	103.3	103.8	1.6	0.5
Medicare and Medicaid patients: home health and hospice care.....	5111-030101	12/08	102.3	101.7	102.2	0.7	0.5
Medicare patients: home health and hospice care.....	5111-0301011	12/08	101.5	99.8	100.8	-0.2	1.0
Medicaid patients: home health and hospice care.....	5111-0301012	12/08	102.9	103.5	103.5	1.8	0.0
Private insurance and all other patients: home health and hospice care.....	5111-030102	12/08	107.8	108.4	108.8	4.5	0.4
Private insurance patients: home health and hospice care.....	5111-0301021	06/14	100.3	100.3	100.4	-	0.1
All other patients: home health and hospice care.....	5111-0301022	06/14	100.8	101.7	102.2	-	0.5
Hospital outpatient care.....	5111-04	12/08	121.3	120.3	120.8	0.3	0.4
Hospital outpatient care.....	5111-0401	12/08	121.3	120.3	120.8	0.3	0.4
Hospital outpatient care, general medical & surgical hospitals.....	5111-04011	12/08	120.8	119.8	120.3	-	0.4
Medicare patients: hospital outpatient care, general medical and surgical hospitals.....	5111-040111	06/14	100.7	100.3	100.2	-	-0.1
Medicaid patients: hospital outpatient care, general medical and surgical hospitals.....	5111-040112	06/14	97.1	92.7	94.5	-	1.9
Private insurance and all other patients: outpatient care, gen. medical and surgical hospitals.....	5111-040113	06/14	102.1	102.6	102.7	-	0.1
Hospital outpatient care, specialty hospitals.....	5111-04013	04/09	119.8	119.7	119.8	-	0.1
Dental care.....	5111-05	06/10	107.5	108.6	109.1	2.1	0.5
Private insurance patients: dental care.....	5111-0502	06/14	100.2	101.6	101.7	-	0.1
Private insurance patients: dental visits and consultations.....	5111-05021	06/14	100.0	101.2	101.1	-	-0.1
Private insurance patients: dental surgical intervention services.....	5111-05022	06/14	100.0	101.5	101.2	-	-0.3
Private insurance patients: dental non-surgical intervention services.....	5111-05023	06/14	100.3	101.9	102.2	-	0.3
Medicare, Medicaid and all other patients: dental care.....	5111-0503	06/14	100.2	100.9	101.7	-	0.8
Medicare, Medicaid and all other patients: dental visits and consultations.....	5111-05031	06/14	100.2	100.9	101.6	-	0.7
Medicare, Medicaid and all other patients: dental surgical intervention services.....	5111-05032	06/14	100.1	100.9	101.9	-	1.0
Medicare and Medicaid and all other patients: dental non-surgical intervention services.....	5111-05033	06/14	100.3	100.9	101.8	-	0.9
Inpatient care.....	512	06/09	114.8	114.9	115.6	1.4	0.6
Inpatient care.....	5121	06/09	114.8	114.9	115.6	1.4	0.6
Hospital inpatient care.....	5121-01	12/08	117.2	117.1	117.9	1.0	0.7
Hospital inpatient care.....	5121-0101	12/08	117.2	117.1	117.9	1.0	0.7
Hospital inpatient care, general medical and surgical hospitals.....	5121-01011	12/08	117.7	117.6	118.5	-	0.8
Medicare patients: hospital inpatient care, general medical and surgical hospitals.....	5121-010111	06/14	99.0	98.6	99.0	-	0.4
Medicaid patients: hospital inpatient care, general medical and surgical hospitals.....	5121-010112	06/14	99.8	99.8	99.9	-	0.1
Private insur. & all other patients: hospital inpatient, general medical and surgical hospitals.....	5121-010113	06/14	101.6	101.6	103.0	-	1.4
Private insurance patients: hospital inpatient care, general medical and surgical hospitals.....	5121-0101131	06/14	101.3	101.3	102.9	-	1.6
All other patients: hospital inpatient care, general medical and surgical hospitals.....	5121-0101132	06/14	104.9	104.9	104.9	-	0.0
Hospital inpatient care, psychiatric & substance abuse hospitals.....	5121-01012	12/08	106.0	106.0	106.0	-	0.0
Hospital inpatient care, psychiatric hospitals.....	5121-010121	06/14	100.3	100.4	100.4	-	0.0
Medicare patients: hospital inpatient care, psychiatric hospitals.....	5121-0101211	06/14	100.0	100.0	100.0	-	0.0
Medicaid patients: hospital inpatient care, psychiatric hospitals.....	5121-0101212	06/14	100.3	100.3	100.3	-	0.0
Private insurance and all other patients: hospital inpatient care, psychiatric hospitals.....	5121-0101213	06/14	100.4	100.4	100.4	-	0.0
Hospital inpatient care, specialty hospitals.....	5121-01013	12/08	114.9	115.4	114.9	-	-0.4
Medicare patients: hospital inpatient care, specialty hospitals.....	5121-010131	06/14	101.9	101.9	101.9	-	0.0
Medicaid patients: hospital inpatient care, specialty hospitals.....	5121-010132	06/14	102.5	102.9	101.9	-	-1.0
Private insurance and all other patients: hospital inpatient care, specialty hospitals.....	5121-010133	06/14	102.5	103.1	102.7	-	-0.4

See footnotes at end of table.

Table 9. Producer price indexes and percent changes for commodity and service groupings and individual items, not seasonally adjusted — Continued
 [1982=100 unless otherwise indicated]

Commodity	Commodity code	Other index base	Index			Percent change to Feb. 2015 from:	
			Oct. 2014 ¹	Jan. 2015 ¹	Feb. 2015 ¹	Feb. 2014	Jan. 2015
Nursing home care.....	5121-02	12/08	111.6	112.3	112.6	2.6	0.3
Nursing home care.....	5121-0201	12/08	111.6	112.3	112.6	2.6	0.3
Medicare and Medicaid patients: Nursing home care.....	5121-020101	12/08	108.2	108.5	108.6	2.5	0.1
Medicaid patients: Nursing home care.....	5121-0201011	06/12	103.1	103.6	103.7	3.2	0.1
Medicare patients: Nursing home care.....	5121-0201012	06/12	101.8	101.8	101.8	1.4	0.0
Private insurance and all other patients: Nursing home care.....	5121-020102	12/08	116.9	118.0	118.5	2.7	0.4
Private insurance patients: Nursing home care.....	5121-0201021	06/14	100.3	100.2	100.2	—	0.0
All other patients: Nursing home care.....	5121-0201022	06/14	101.2	102.3	102.8	—	0.5
Intellectual and developmental disability center care.....	5121-03	12/08	130.7	130.9	131.1	3.1	0.2
Intellectual and developmental disability center care.....	5121-0301	12/08	130.7	130.9	131.1	3.1	0.2
Medicaid patients: Intellectual and developmental disability center care.....	5121-030101	06/14	102.4	102.6	102.8	—	0.2
Medicare, private ins. & all other patients: Intellectual & develop. disability center care.....	5121-030102	06/14	101.0	101.0	101.0	—	0.0
Sales of blood and blood products, organs, and tissues.....	513	03/09	103.2	104.1	103.9	0.1	-0.2
Sales of blood and blood products, organs, and tissues.....	5131	03/09	103.2	104.1	103.9	0.1	-0.2
Sales of blood and blood products, organs, and tissues.....	5131-01	03/09	103.2	104.1	103.9	0.1	-0.2
Sales of blood and blood products, organs, and tissues.....	5131-0101	03/09	103.2	104.1	103.9	0.1	-0.2
Educational services (partial).....	52	12/08	102.4	103.3	103.3	1.7	0.0
Computer training school services.....	521	12/08	102.4	103.3	103.3	1.7	0.0
Computer training school services.....	5211	12/08	102.4	103.3	103.3	1.7	0.0
Computer training school services.....	5211-01	12/08	102.4	103.3	103.3	1.7	0.0
Computer training school services.....	5211-0101	12/08	102.4	103.3	103.3	1.7	0.0
Accommodation services.....	53	06/09	113.5	105.7	109.6	4.3	3.7
Traveler accommodation services.....	531	06/09	113.5	105.7	109.6	4.3	3.7
Traveler accommodation services.....	5311	06/09	113.5	105.7	109.6	4.3	3.7
Guestroom or unit rental.....	5311-01	03/09	118.3	109.5	113.8	4.4	3.9
Guestroom or unit rental.....	5311-0101	03/09	118.3	109.5	113.8	4.4	3.9
Other traveler accommodation services.....	5311-02	03/09	103.5	104.4	104.4	2.5	0.0
Other traveler accommodation services.....	5311-0201	03/09	103.5	104.4	104.4	2.5	0.0
Food and beverage for immediate consumption services (partial).....	54	06/09	112.0	113.1	112.9	2.6	-0.2
Food and beverage for immediate consumption services (partial).....	541	06/09	112.0	113.1	112.9	2.6	-0.2
Food and nonalcoholic beverages for immediate consumption (partial).....	5411	04/09	110.6	111.9	111.6	2.1	-0.3
Food and nonalcoholic beverages for immediate consumption (partial).....	5411-01	04/09	110.6	111.9	111.6	2.1	-0.3
Food and nonalcoholic beverages for immediate consumption (partial).....	5411-0101	04/09	110.6	111.9	111.6	2.1	-0.3
Alcoholic beverages for immediate consumption (partial).....	5412	12/08	119.6	119.8	120.0	6.6	0.2
Alcoholic beverages for immediate consumption (partial).....	5412-01	12/08	119.6	119.8	120.0	6.6	0.2
Alcoholic beverages for immediate consumption (partial).....	5412-0101	12/08	119.6	119.8	120.0	6.6	0.2
Repair and maintenance services (partial).....	55	06/09	117.6	118.2	118.3	2.2	0.1
Commercial and industrial machinery and equipment repair and maintenance.....	551	03/09	116.3	116.6	116.6	2.1	0.0
Commercial and industrial machinery and equipment repair and maintenance.....	5511	03/09	116.3	116.6	116.6	2.1	0.0
Commercial machinery repair and maintenance.....	5511-01	03/09	116.3	116.6	116.6	2.1	0.0
Commercial machinery repair and maintenance.....	5511-0101	03/09	116.3	116.6	116.6	2.1	0.0
Motor vehicle repair and maintenance (partial).....	552	12/08	123.4	123.5	123.5	1.6	0.0
Motor vehicle repair and maintenance (partial).....	5521	12/08	123.4	123.5	123.5	1.6	0.0
Motor vehicle repair and maintenance (partial).....	5521-01	12/08	123.4	123.5	123.5	1.6	0.0
Motor vehicle repair and maintenance (partial).....	5521-0101	12/08	123.4	123.5	123.5	1.6	0.0
Ship repair and maintenance.....	553	06/09	109.0	108.6	108.6	3.3	0.0
Ship repair and maintenance.....	5531	06/09	109.0	108.6	108.6	3.3	0.0
Ship repair, military.....	5531-01	12/08	109.6	109.0	109.0	3.6	0.0
Ship repair, military.....	5531-0101	12/08	109.6	109.0	109.0	3.6	0.0
Ship repair, nonmilitary.....	5531-02	12/08	104.5	104.5	104.5	2.4	0.0
Ship repair, nonmilitary.....	5531-0201	12/08	104.5	104.5	104.5	2.4	0.0
Aircraft repair and maintenance.....	554	04/09	110.4	113.5	113.9	3.7	0.4
Aircraft repair and maintenance.....	5541	04/09	110.4	113.5	113.9	3.7	0.4
Aircraft repair and maintenance.....	5541-01	04/09	110.4	113.5	113.9	3.7	0.4
Aircraft repair and maintenance.....	5541-0101	04/09	110.4	113.5	113.9	3.7	0.4
Entertainment services (partial).....	56	06/09	108.9	109.3	108.7	2.0	-0.5
Membership dues and admissions and recreation facility use fees (partial).....	561	06/09	110.1	112.5	112.4	3.5	-0.1
Membership dues and admissions and recreation facility use fees (partial).....	5611	06/09	110.1	112.5	112.4	3.5	-0.1
Membership dues.....	5611-01	04/09	104.4	106.0	107.3	3.6	1.2
Membership dues, golf courses and country clubs.....	5611-0101	04/09	107.9	109.5	111.7	5.8	2.0

See footnotes at end of table.

Table 9. Producer price indexes and percent changes for commodity and service groupings and individual items, not seasonally adjusted — Continued
 [1982=100 unless otherwise indicated]

Commodity	Commodity code	Other index base	Index			Percent change to Feb. 2015 from:	
			Oct. 2014 ¹	Jan. 2015 ¹	Feb. 2015 ¹	Feb. 2014	Jan. 2015
Membership dues, fitness and recreational sports centers.....	5611-0102	04/09	101.9	103.5	104.3	2.4	0.8
Admissions and recreational facilities use fees (partial).....	5611-02	12/08	118.8	122.3	119.9	3.3	-2.0
Admissions and recreational facilities use fees, golf courses and country clubs...	5611-0201	12/08	95.1	103.6	97.5	2.1	-5.9
Admissions and recreational facilities use fees, fitness and recreational sports centers.....	5611-0202	12/08	117.7	117.7	117.7	1.6	0.0
Admissions and recreational facilities use fees, amusement and theme parks. ...	5611-0203	12/08	139.5	139.8	139.9	4.4	0.1
Recreational activity instruction fees (partial).....	562	12/08	114.1	118.0	117.7	3.1	-0.3
Recreational activity instruction fees (partial).....	5621	12/08	114.1	118.0	117.7	3.1	-0.3
Recreational activity instruction fees (partial).....	5621-01	12/08	114.1	118.0	117.7	3.1	-0.3
Recreational activity instruction fees (partial).....	5621-0101	12/08	114.1	118.0	117.7	3.1	-0.3
Gaming receipts (partial).....	563	12/08	109.1	106.9	105.8	0.1	-1.0
Gaming receipts (partial).....	5631	12/08	109.1	106.9	105.8	0.1	-1.0
Gaming receipts (partial).....	5631-01	12/08	109.1	106.9	105.8	0.1	-1.0
Gaming receipts (partial).....	5631-0101	12/08	109.1	106.9	105.8	0.1	-1.0
Amusement machine receipts (partial).....	564	12/08	87.2	87.2	87.2	0.0	0.0
Amusement machine receipts (partial).....	5641	12/08	87.2	87.2	87.2	0.0	0.0
Amusement machine receipts (partial).....	5641-01	12/08	87.2	87.2	87.2	0.0	0.0
Amusement machine receipts (partial).....	5641-0101	12/08	87.2	87.2	87.2	0.0	0.0
Wholesale trade services.....	57	06/09	110.6	111.1	110.4	2.0	-0.6
Machinery and equipment and parts and supplies wholesaling.....	571	06/09	111.9	113.8	112.3	2.1	-1.3
Machinery and equipment and parts and supplies wholesaling.....	5711	06/09	111.9	113.8	112.3	2.1	-1.3
Machinery and equipment wholesaling.....	5711-01	03/09	111.4	114.4	112.1	0.4	-2.0
Machinery and equipment wholesaling.....	5711-0101	03/09	111.4	114.4	112.1	0.4	-2.0
Parts and supplies for machinery and equipment wholesaling.....	5711-02	03/09	111.9	111.8	111.7	5.3	-0.1
Parts and supplies for machinery and equipment wholesaling.....	5711-0201	03/09	111.9	111.8	111.7	5.3	-0.1
Furnishings wholesaling.....	572	03/09	90.8	90.4	88.0	-2.3	-2.7
Furnishings wholesaling.....	5721	03/09	90.8	90.4	88.0	-2.3	-2.7
Furnishings wholesaling.....	5721-01	03/09	90.8	90.4	88.0	-2.3	-2.7
Furnishings wholesaling.....	5721-0101	03/09	90.8	90.4	88.0	-2.3	-2.7
Building materials, paint, and hardware wholesaling.....	573	03/09	89.7	89.9	89.9	1.4	0.0
Building materials, paint, and hardware wholesaling.....	5731	03/09	89.7	89.9	89.9	1.4	0.0
Building materials, paint, and hardware wholesaling.....	5731-01	03/09	89.7	89.9	89.9	1.4	0.0
Building materials, paint, and hardware wholesaling.....	5731-0101	03/09	89.7	89.9	89.9	1.4	0.0
Metals, minerals, and ores wholesaling.....	574	03/09	134.8	133.5	138.2	-0.4	3.5
Metals, minerals, and ores wholesaling.....	5741	03/09	134.8	133.5	138.2	-0.4	3.5
Metals, minerals, and ores wholesaling.....	5741-01	03/09	134.8	133.5	138.2	-0.4	3.5
Metals, minerals, and ores wholesaling.....	5741-0101	03/09	134.8	133.5	138.2	-0.4	3.5
Chemicals and allied products wholesaling.....	575	03/09	115.9	113.3	112.9	-2.5	-0.4
Chemicals and allied products wholesaling.....	5751	03/09	115.9	113.3	112.9	-2.5	-0.4
Chemicals and allied products wholesaling.....	5751-01	03/09	115.9	113.3	112.9	-2.5	-0.4
Chemicals and allied products wholesaling.....	5751-0101	03/09	115.9	113.3	112.9	-2.5	-0.4
Paper and plastics products wholesaling.....	576	03/09	113.9	115.0	116.0	3.6	0.9
Paper and plastics products wholesaling.....	5761	03/09	113.9	115.0	116.0	3.6	0.9
Paper and plastics products wholesaling.....	5761-01	03/09	113.9	115.0	116.0	3.6	0.9
Paper and plastics products wholesaling.....	5761-0101	03/09	113.9	115.0	116.0	3.6	0.9
Apparel wholesaling.....	577	03/09	120.2	118.8	118.3	1.8	-0.4
Apparel wholesaling.....	5771	03/09	120.2	118.8	118.3	1.8	-0.4
Apparel wholesaling.....	5771-01	03/09	120.2	118.8	118.3	1.8	-0.4
Apparel wholesaling.....	5771-0101	03/09	120.2	118.8	118.3	1.8	-0.4
Food and alcohol wholesaling.....	578	06/09	102.8	103.8	102.6	7.3	-1.2
Food and alcohol wholesaling.....	5781	06/09	102.8	103.8	102.6	7.3	-1.2
Food wholesaling.....	5781-01	03/09	100.4	101.5	100.0	7.5	-1.5
Food wholesaling.....	5781-0101	03/09	100.4	101.5	100.0	7.5	-1.5
Alcohol wholesaling.....	5781-02	02/09	114.8	113.0	115.6	5.3	2.3
Alcohol wholesaling.....	5781-0201	02/09	114.8	113.0	115.6	5.3	2.3
Other commodities wholesaling.....	579	03/09	107.7	107.1	107.2	3.6	0.1
Other commodities wholesaling.....	5791	03/09	107.7	107.1	107.2	3.6	0.1
Other commodities wholesaling.....	5791-01	03/09	107.7	107.1	107.2	3.6	0.1
Other commodities wholesaling.....	5791-0101	03/09	107.7	107.1	107.2	3.6	0.1
Retail trade services.....	58	06/09	115.0	113.3	112.3	2.5	-0.9

See footnotes at end of table.

Table 9. Producer price indexes and percent changes for commodity and service groupings and individual items, not seasonally adjusted — Continued
 [1982=100 unless otherwise indicated]

Commodity	Commodity code	Other index base	Index			Percent change to Feb. 2015 from:	
			Oct. 2014 ¹	Jan. 2015 ¹	Feb. 2015 ¹	Feb. 2014	Jan. 2015
Food and alcohol retailing.....	581	03/09	124.8	125.2	124.1	6.6	-0.9
Food and alcohol retailing.....	5811	03/09	124.8	125.2	124.1	6.6	-0.9
Food and alcohol retailing.....	5811-01	03/09	124.8	125.2	124.1	6.6	-0.9
Food and alcohol retailing.....	5811-0101	03/09	124.8	125.2	124.1	6.6	-0.9
Health and beauty care retailing, including optical goods.....	582	03/09	119.3	121.2	120.2	-4.2	-0.8
Health and beauty care retailing, including optical goods.....	5821	03/09	119.3	121.2	120.2	-4.2	-0.8
Health and beauty care retailing, including optical goods.....	5821-01	03/09	119.3	121.2	120.2	-4.2	-0.8
Health and beauty care retailing, including optical goods.....	5821-0101	03/09	119.3	121.2	120.2	-4.2	-0.8
Apparel, jewelry, footwear, and accessories retailing.....	583	06/09	120.0	107.8	110.6	2.2	2.6
Apparel, jewelry, footwear, and accessories retailing.....	5831	06/09	120.0	107.8	110.6	2.2	2.6
Apparel, footwear, and accessories retailing.....	5831-01	03/09	117.9	103.9	107.7	2.2	3.7
Apparel, footwear, and accessories retailing.....	5831-0101	03/09	117.9	103.9	107.7	2.2	3.7
Jewelry retailing.....	5831-02	03/09	119.2	116.9	114.6	2.0	-2.0
Jewelry retailing.....	5831-0201	03/09	119.2	116.9	114.6	2.0	-2.0
Computer hardware, software, and supplies retailing.....	584	03/09	93.0	90.4	93.7	7.3	3.7
Computer hardware, software, and supplies retailing.....	5841	03/09	93.0	90.4	93.7	7.3	3.7
Computer hardware, software, and supplies retailing.....	5841-01	03/09	93.0	90.4	93.7	7.3	3.7
Computer hardware, software, and supplies retailing.....	5841-0101	03/09	93.0	90.4	93.7	7.3	3.7
TV, video, and photographic equipment and supplies retailing.....	585	03/09	80.7	51.3	59.6	-24.4	16.2
TV, video, and photographic equipment and supplies retailing.....	5851	03/09	80.7	51.3	59.6	-24.4	16.2
TV, video, and photographic equipment and supplies retailing.....	5851-01	03/09	80.7	51.3	59.6	-24.4	16.2
TV, video, and photographic equipment and supplies retailing.....	5851-0101	03/09	80.7	51.3	59.6	-24.4	16.2
Automobiles and automobile parts retailing.....	586	06/09	102.0	102.7	102.5	-1.2	-0.2
Automobiles and automobile parts retailing.....	5861	06/09	102.0	102.7	102.5	-1.2	-0.2
Automobile retailing (Partial).....	5861-01	03/09	99.2	100.5	98.6	0.2	-1.9
Automobile retailing (Partial).....	5861-0101	03/09	99.2	100.5	98.6	0.2	-1.9
Automotive parts, including tires, retailing.....	5861-02	03/09	107.1	107.4	108.5	-2.3	1.0
Automotive parts, including tires, retailing.....	5861-0201	03/09	107.1	107.4	108.5	-2.3	1.0
Manufactured (mobile) homes retailing.....	587	03/09	101.2	100.6	101.1	0.3	0.5
Manufactured (mobile) homes retailing.....	5871	03/09	101.2	100.6	101.1	0.3	0.5
Manufactured (mobile) homes retailing.....	5871-01	03/09	101.2	100.6	101.1	0.3	0.5
Manufactured (mobile) homes retailing.....	5871-0101	03/09	101.2	100.6	101.1	0.3	0.5
RVs, trailers, and campers retailing.....	588	03/09	115.4	115.6	113.6	-4.7	-1.7
RVs, trailers, and campers retailing.....	5881	03/09	115.4	115.6	113.6	-4.7	-1.7
RVs, trailers, and campers retailing.....	5881-01	03/09	115.4	115.6	113.6	-4.7	-1.7
RVs, trailers, and campers retailing.....	5881-0101	03/09	115.4	115.6	113.6	-4.7	-1.7
Sporting goods, including boats, retailing.....	589	03/09	110.6	107.3	105.7	-6.3	-1.5
Sporting goods, including boats, retailing.....	5891	03/09	110.6	107.3	105.7	-6.3	-1.5
Sporting goods, including boats, retailing.....	5891-01	03/09	110.6	107.3	105.7	-6.3	-1.5
Sporting goods, including boats, retailing.....	5891-0101	03/09	110.6	107.3	105.7	-6.3	-1.5
Lawn, garden, and farm equipment and supplies retailing.....	58A	03/09	102.8	103.1	102.2	3.2	-0.9
Lawn, garden, and farm equipment and supplies retailing.....	58A1	03/09	102.8	103.1	102.2	3.2	-0.9
Lawn, garden, and farm equipment and supplies retailing.....	58A1-01	03/09	102.8	103.1	102.2	3.2	-0.9
Lawn, garden, and farm equipment and supplies retailing.....	58A1-0101	03/09	102.8	103.1	102.2	3.2	-0.9
Furniture retailing.....	58B	03/09	103.3	101.5	101.8	2.9	0.3
Furniture retailing.....	58B1	03/09	103.3	101.5	101.8	2.9	0.3
Furniture retailing.....	58B1-01	03/09	103.3	101.5	101.8	2.9	0.3
Furniture retailing.....	58B1-0101	03/09	103.3	101.5	101.8	2.9	0.3
Flooring and floor coverings retailing.....	58C	03/09	97.9	107.4	97.8	-5.0	-8.9
Flooring and floor coverings retailing.....	58C1	03/09	97.9	107.4	97.8	-5.0	-8.9
Flooring and floor coverings retailing.....	58C1-01	03/09	97.9	107.4	97.8	-5.0	-8.9
Flooring and floor coverings retailing.....	58C1-0101	03/09	97.9	107.4	97.8	-5.0	-8.9
Hardware and building materials and supplies retailing.....	58D	03/09	111.6	111.5	114.7	3.1	2.9
Hardware and building materials and supplies retailing.....	58D1	03/09	111.6	111.5	114.7	3.1	2.9
Hardware and building materials and supplies retailing.....	58D1-01	03/09	111.6	111.5	114.7	3.1	2.9
Hardware and building materials and supplies retailing.....	58D1-0101	03/09	111.6	111.5	114.7	3.1	2.9
Major household appliance retailing.....	58E	03/09	73.4	77.1	82.9	-3.3	7.5
Major household appliance retailing.....	58E1	03/09	73.4	77.1	82.9	-3.3	7.5
Major household appliance retailing.....	58E1-01	03/09	73.4	77.1	82.9	-3.3	7.5

See footnotes at end of table.

Table 9. Producer price indexes and percent changes for commodity and service groupings and individual items, not seasonally adjusted — Continued
 [1982=100 unless otherwise indicated]

Commodity	Commodity code	Other index base	Index			Percent change to Feb. 2015 from:	
			Oct. 2014 ¹	Jan. 2015 ¹	Feb. 2015 ¹	Feb. 2014	Jan. 2015
Major household appliance retailing.....	58E1-0101	03/09	73.4	77.1	82.9	-3.3	7.5
Fuels and lubricants retailing.....	58F	06/09	145.6	157.4	136.3	27.0	-13.4
Fuels and lubricants retailing.....	58F1	06/09	145.6	157.4	136.3	27.0	-13.4
Automotive fuels and lubricants retailing.....	58F1-01	03/09	180.5	191.1	164.8	32.1	-13.8
Automotive fuels and lubricants retailing.....	58F1-0101	03/09	180.5	191.1	164.8	32.1	-13.8
Household fuels retailing.....	58F1-02	03/09	109.5	127.6	112.0	12.3	-12.2
Household fuels retailing.....	58F1-0201	03/09	109.5	127.6	112.0	12.3	-12.2
Cleaning supplies and paper products retailing.....	58G	03/09	138.6	138.2	142.0	1.6	2.7
Cleaning supplies and paper products retailing.....	58G1	03/09	138.6	138.2	142.0	1.6	2.7
Cleaning supplies and paper products retailing.....	58G1-01	03/09	138.6	138.2	142.0	1.6	2.7
Cleaning supplies and paper products retailing.....	58G1-0101	03/09	138.6	138.2	142.0	1.6	2.7
Book retailing.....	58H	03/09	119.3	121.9	115.0	-6.1	-5.7
Book retailing.....	58H1	03/09	119.3	121.9	115.0	-6.1	-5.7
Book retailing.....	58H1-01	03/09	119.3	121.9	115.0	-6.1	-5.7
Book retailing.....	58H1-0101	03/09	119.3	121.9	115.0	-6.1	-5.7
Other merchandise retailing (partial).....	58I	03/09	107.2	106.0	102.8	3.4	-3.0
Other merchandise retailing (partial).....	58I1	03/09	107.2	106.0	102.8	3.4	-3.0
Other merchandise retailing (partial).....	58I1-01	03/09	107.2	106.0	102.8	3.4	-3.0
Other merchandise retailing (partial).....	58I1-0101	03/09	107.2	106.0	102.8	3.4	-3.0
Metal treatment services.....	59	12/84	180.4	180.8	181.2	1.5	0.2
Metal treatment services.....	591	12/84	180.4	180.8	181.2	1.5	0.2
Metal treatment services.....	5911	12/84	180.4	180.8	181.2	1.5	0.2
Metal plating and polishing.....	5911-01	12/84	200.3	200.2	200.7	1.5	0.2
Metal plating and polishing.....	5911-0111	12/84	200.3	200.2	200.7	1.5	0.2
Metal coating and allied services.....	5911-02	12/84	172.8	173.4	173.5	1.6	0.1
Metal coating and allied services.....	5911-0222	12/84	172.8	173.4	173.5	1.6	0.1
Metal heat treating.....	5911-03	06/85	149.7	150.3	151.1	1.1	0.5
Metal heat treating.....	5911-0349	06/06	118.4	118.9	119.6	1.2	0.6
Mining services.....	60	06/85	260.7	254.1	256.8	-2.2	1.1
Mining services.....	601	06/85	260.7	254.1	256.8	-2.2	1.1
Mining services.....	6011	06/85	260.7	254.1	256.8	-2.2	1.1
Metal mining services.....	6011-01	12/85	156.5	156.5	156.2	-1.0	-0.2
Metal mining services.....	6011-0101	12/85	156.5	156.5	156.2	-1.0	-0.2
Support activities for coal mining.....	6011-02	06/85	201.8	202.1	198.1	-0.7	-2.0
Support activities for coal mining.....	6011-0201	06/85	201.8	202.1	198.1	-0.7	-2.0
Drilling oil and gas wells services.....	6011-03	12/85	460.7	438.2	436.6	-6.6	-0.4
Drilling oil and gas wells services.....	6011-0301	12/85	460.7	438.2	436.6	-6.6	-0.4
Support activities for oil and gas operations.....	6011-04	12/85	201.5	199.1	203.3	0.6	2.1
Support activities for oil and gas operations.....	6011-0401	12/85	201.5	199.1	203.3	0.6	2.1
Nonmetallic minerals mining services.....	6011-05	06/85	140.6	140.6	140.6	0.0	0.0
Nonmetallic minerals mining services.....	6011-0501	06/85	140.6	140.6	140.6	0.0	0.0
Contract work on textile products, apparel, and leather.....	61	06/10	105.5	105.7	106.6	2.5	0.9
Contract work on textile products and apparel.....	611	06/10	105.5	105.7	106.6	2.5	0.9
Contract work on textile products and apparel.....	6111	06/10	105.5	105.7	106.6	2.5	0.9
Commission throwing, texturing, or winding filament yarns.....	6111-01	12/88	125.4	-	125.4	-1.6	-
Commission throwing, texturing, or winding filament yarns.....	6111-0101	12/88	125.4	-	125.4	-1.6	-
Contract work on textile products.....	6111-02	06/87	150.5	152.1	152.1	2.8	0.0
Commission finishing of broadwoven fabrics.....	6111-0201	06/87	165.8	167.5	167.5	2.8	0.0
Commission finishing of other broadwoven fabrics (excl. cotton & wool).....	6111-02012	06/08	134.0	135.1	135.1	3.9	0.0
Commission knit or knit & finishing of circular & warp fabric.....	6111-0204	12/94	98.0	98.6	98.6	1.0	0.0
Contract work on apparel.....	6111-03	06/87	127.1	127.1	128.5	2.5	1.1
Contract work on women's, girls' and infants' apparel.....	6111-031	12/11	101.6	101.6	101.7	0.5	0.1
Contract work, women's/girls'/infants' shirts.....	6111-0311	06/07	100.2	100.2	100.3	0.4	0.1
Contract work, women's/girls'/infants' dresses.....	6111-0312	06/07	100.4	100.4	100.5	0.1	0.1
Contract work, women's/girls'/infants' outerwear.....	6111-0313	06/07	100.1	-	100.1	0.9	-
Contract work, women's/girls'/infants' other apparel.....	6111-0314	06/07	95.3	95.3	95.3	0.0	0.0
Contract work on men's and boys' apparel.....	6111-032	12/11	103.4	103.4	106.2	5.6	2.7
Contract work, men's/boys' pants and other outerwear.....	6111-0321	06/07	102.7	102.7	102.7	0.2	0.0
Contract work, men's/boys' other apparel.....	6111-0323	06/07	107.7	107.7	-	-	-
Contract work, men's and boys' team uniforms, costumes and other apparel/apparel accessories.....	6111-0324	12/11	100.3	100.3	104.7	4.4	4.4
Contract & commission receipts for tanning or finishing leather owned by others.....	612	06/11	101.8	101.8	101.8	0.9	0.0

See footnotes at end of table.

Table 9. Producer price indexes and percent changes for commodity and service groupings and individual items, not seasonally adjusted — Continued
 [1982=100 unless otherwise indicated]

Commodity	Commodity code	Other index base	Index			Percent change to Feb. 2015 from:	
			Oct. 2014 ¹	Jan. 2015 ¹	Feb. 2015 ¹	Feb. 2014	Jan. 2015
Contract & commission receipts for tanning or finishing leather owned by others.	6121	06/11	101.8	101.8	101.8	0.9	0.0
Contract & commission receipts for tanning or finishing leather owned by others. ...	6121-01	12/97	134.2	134.2	134.2	0.9	0.0
Contract & commission receipts for tanning or finishing leather owned by others.....	6121-0101	12/97	134.2	134.2	134.2	0.9	0.0
Construction (partial).	80	06/09	108.2	108.7	108.8	2.0	0.1
New nonresidential building construction.	801	06/09	109.1	109.6	109.7	2.0	0.1
New nonresidential building construction.	8011	06/09	109.1	109.6	109.7	2.0	0.1
New warehouse building construction.	8011-01	12/04	138.9	139.8	139.7	2.2	-0.1
New warehouse building construction.	8011-0101	12/04	138.9	139.8	139.7	2.2	-0.1
New school building construction.	8011-02	12/05	147.7	148.1	148.2	1.7	0.1
New school building construction.	8011-0201	12/05	147.7	148.1	148.2	1.7	0.1
New office building construction.	8011-03	06/06	124.2	125.0	125.2	2.5	0.2
New office building construction.	8011-0301	06/06	124.2	125.0	125.2	2.5	0.2
New industrial building construction.	8011-04	06/07	117.2	117.8	118.0	2.1	0.2
New industrial building construction.	8011-0401	06/07	117.2	117.8	118.0	2.1	0.2
New health care building construction.	8011-05	06/12	104.9	104.9	105.0	1.0	0.1
New health care building construction.	8011-0501	06/12	104.9	104.9	105.0	1.0	0.1
Maintenance and repair of nonresidential buildings (partial).	802	04/09	109.9	110.2	110.4	1.9	0.2
Maintenance and repair of nonresidential buildings (partial).	8021	04/09	109.9	110.2	110.4	1.9	0.2
Maintenance and repair of nonresidential buildings (partial).	8021-01	04/09	109.9	110.2	110.4	1.9	0.2
Maintenance and repair of nonresidential buildings (partial).	8021-0101	04/09	109.9	110.2	110.4	1.9	0.2

¹ The indexes for October 2014 have been recalculated to incorporate late reports and corrections by respondents. All indexes are subject to revision 4 months after original publication.

² Due to incomplete coverage of the services sector, some services indexes in this table reflect only a portion of their wherever-provided output. These indexes are flagged using the term "partial" at the end of their titles. For more information regarding wherever-provided services indexes, go to www.bls.gov/ppi/wepnotice.htm. This webpage includes methodology documentation, a table identifying missing coverage areas for those indexes with incomplete coverage, and a concordance table between wherever-provided services indexes and Census product codes.

"-" Data not available.

n.e.c. = Not elsewhere classified.

Table 10. Producer price indexes for the net output of selected industries and industry groups, not seasonally adjusted

Industry ¹	Industry code	Index base	Index			Percent change to Feb. 2015 from:	
			Oct. 2014 ²	Jan. 2015 ²	Feb. 2015 ²	Feb. 2014	Jan. 2015
Total mining, utilities, and manufacturing industries.....		12/06	123.1	117.2	117.7	-5.4	0.4
Total mining industries.....		12/84	216.7	171.3	172.6	-33.1	0.8
Oil and gas extraction.....	211	12/85	226.0	140.3	143.6	-52.6	2.4
Mining (except oil & gas).....	212	12/03	215.2	216.8	214.3	-1.2	-1.2
Mining support activities.....	213	06/09	122.5	119.7	120.9	-2.1	1.0
Utilities.....	221	12/03	140.2	139.0	143.6	-4.3	3.3
Total manufacturing industries.....		12/84	194.8	184.9	184.9	-5.3	0.0
Food mfg.....	311	12/84	211.8	204.7	202.2	0.0	-1.2
Beverage & tobacco mfg.....	312	12/03	138.0	139.8	140.3	2.2	0.4
Textile mills.....	313	12/84	129.9	129.1	128.9	-0.7	-0.2
Textile product mills.....	314	12/03	131.8	131.8	132.0	0.4	0.2
Apparel manufacturing.....	315	12/03	111.0	111.2	111.3	0.6	0.1
Leather and allied product manufacturing.....	316	12/84	184.1	183.5	182.4	2.2	-0.6
Wood product manufacturing.....	321	12/03	126.4	126.2	125.7	1.3	-0.4
Paper manufacturing.....	322	12/03	136.7	137.1	137.2	0.7	0.1
Printing and related support activities.....	323	12/03	113.1	113.4	113.3	0.5	-0.1
Petroleum and coal products manufacturing.....	324	12/84	325.7	218.9	222.9	-37.6	1.8
Chemical mfg.....	325	12/84	270.4	265.7	264.0	-1.5	-0.6
Plastics and rubber products mfg.....	326	12/84	186.7	186.5	186.5	0.3	0.0
Nonmetallic mineral product mfg.....	327	12/84	192.5	194.6	195.3	3.2	0.4
Primary metal mfg.....	331	12/84	202.3	197.3	194.2	-2.9	-1.6
Fabricated metal product mfg.....	332	12/84	188.7	189.0	189.1	0.7	0.1
Machinery mfg.....	333	12/03	130.4	131.1	131.4	1.5	0.2
Computer & electronic product mfg.....	334	12/03	89.5	89.7	89.4	0.0	-0.3
Electrical equipment, appliance & component mfg.....	335	12/03	139.1	138.8	138.8	-0.2	0.0
Transportation equipment mfg.....	336	12/03	118.7	118.7	118.8	0.8	0.1
Furniture & related product mfg.....	337	12/84	192.7	192.5	193.0	1.9	0.3
Miscellaneous mfg.....	339	12/03	118.8	119.3	119.7	0.4	0.3
Total trade industries.....		12/06	126.8	126.4	126.0	2.2	-0.3
Total wholesale trade industries.....		12/06	130.0	131.0	130.3	1.7	-0.5
Merchant wholesalers, durable goods.....	423	06/04	128.6	130.2	129.8	2.3	-0.3
Merchant wholesalers, nondurable goods.....	424	06/05	157.0	157.7	156.4	1.5	-0.8
Wholesale trade agents and brokers.....	425	06/05	126.0	122.0	122.0	-8.3	0.0
Total retail trade industries.....		12/06	125.1	123.1	123.0	2.8	-0.1
Motor vehicle and parts dealers.....	441	12/03	135.4	135.9	135.2	-1.2	-0.5
Furniture and home furnishings stores.....	442	12/03	132.4	137.1	134.9	-1.8	-1.6
Electronics and appliance stores.....	443	12/03	85.1	70.9	76.1	-6.5	7.3
Bldg material and garden equip and supp dealers.....	444	12/03	134.4	134.5	136.9	2.7	1.8
Food and beverage stores.....	445	12/99	178.5	179.5	179.9	6.1	0.2
Health and personal care stores.....	446	12/03	144.5	147.7	145.0	-2.6	-1.8
Gasoline stations.....	447	06/01	104.6	106.7	100.1	17.2	-6.2
Clothing and clothing accessories stores.....	448	12/03	132.7	118.9	123.2	0.5	3.6
Sporting goods hobby, book and music stores.....	451	12/03	115.0	115.0	114.8	-0.1	-0.2
General merchandise stores.....	452	12/03	137.0	130.4	130.2	2.8	-0.2
Florists.....	4531	12/03	119.7	121.6	125.4	12.5	3.1
Office supplies, stationery and gift stores.....	4532	12/03	138.2	136.7	138.2	8.1	1.1
Manufactured (mobile) home dealers.....	45393	12/03	114.7	114.0	114.6	0.3	0.5
Nonstore retailers.....	454	12/03	156.8	161.8	155.5	5.1	-3.9
Transportation and warehousing industries.....		12/06	128.4	128.2	126.8	-0.2	-1.1
Transportation industries.....		12/06	124.8	124.1	122.4	-0.6	-1.4
Air transportation.....	481	12/92	226.9	227.3	221.7	-0.4	-2.5
Rail transportation.....	482	12/96	186.4	185.0	182.6	-1.7	-1.3
Water transportation.....	483	12/03	141.7	138.6	140.1	2.6	1.1
Truck transportation.....	484	12/03	134.8	133.4	131.9	-1.2	-1.1
Pipeline transportation of crude oil.....	486110	06/86	252.0	255.7	255.7	5.7	0.0
Refined petroleum product pipeline transport.....	486910	06/86	187.2	188.1	188.1	5.4	0.0
Transportation support activities.....	488	12/03	119.0	118.7	117.9	-0.1	-0.7
Delivery and warehouse industries.....		12/06	142.0	145.0	144.6	1.6	-0.3
U.S. Postal Service.....	491	06/89	213.9	213.9	213.9	-0.1	0.0
Couriers and messengers.....	492	12/03	198.1	205.9	204.8	3.1	-0.5
Warehousing and storage.....	493	12/06	100.4	100.9	100.7	0.9	-0.2
Services less trade, transportation, and warehousing ³		12/06	112.5	112.6	112.8	0.8	0.2
Information.....		12/06	103.3	102.7	102.1	-1.4	-0.6
Publishing industries, except Internet.....	511	12/03	113.5	113.6	114.0	0.4	0.4
Broadcasting, except Internet.....	515	12/03	122.5	117.9	117.7	-0.7	-0.2
Telecommunications.....	517	12/03	101.7	101.3	99.7	-2.5	-1.6

See footnotes at end of table.

Table 10. Producer price indexes for the net output of selected industries and industry groups, not seasonally adjusted — Continued

Industry ¹	Industry code	Index base	Index			Percent change to Feb. 2015 from:	
			Oct. 2014 ²	Jan. 2015 ²	Feb. 2015 ²	Feb. 2014	Jan. 2015
Data processing and related services.....	5182	12/03	103.6	103.6	103.6	0.3	0.0
Internet publishing and web search portals.....	519130	12/09	91.3	90.1	90.9	-2.3	0.9
Selected health care industries.....		12/06	118.0	118.1	118.5	0.6	0.3
Offices of physicians.....	6211	12/96	134.3	133.9	134.1	0.1	0.1
Offices of dentists.....	6212	06/10	107.4	108.6	109.1	2.1	0.5
Medical and diagnostic laboratories.....	6215	12/03	106.5	105.9	105.9	-0.7	0.0
Home health care services.....	6216	12/96	132.2	131.8	132.3	1.5	0.4
Blood and organ banks.....	621991	06/06	114.6	115.7	115.3	0.3	-0.3
Hospitals.....	622	12/92	187.6	187.7	188.5	0.4	0.4
Nursing care facilities.....	6231	12/03	134.3	135.1	135.4	2.4	0.2
Residential mental retardation facilities.....	62321	12/03	155.8	156.1	156.3	3.0	0.1
Other selected services less trade, transportation, and warehousing industries.....		12/06	112.4	112.5	112.9	1.3	0.4
Depository credit intermediation.....	5221	12/03	99.9	100.7	99.7	-3.4	-1.0
Security, commodity contracts and like activity.....	523	12/03	148.1	148.9	150.3	4.5	0.9
Insurance carriers and related activities.....	524	12/03	125.8	125.7	125.9	0.4	0.2
Lessors of nonres bldg (exc miniwarehouse).....	53112	12/03	116.2	115.3	115.6	2.2	0.3
Lessors of miniwarehouse and self storage units.....	53113	12/03	127.3	128.1	128.1	6.8	0.0
Offices of real estate agents and brokers.....	5312	12/03	115.0	116.6	116.7	4.1	0.1
Real estate property managers.....	53131	12/03	109.7	109.8	110.1	-0.3	0.3
Offices of real estate appraisers.....	531320	12/03	96.6	96.7	96.9	-0.6	0.2
Automotive equipment rental and leasing.....	5321	06/01	132.1	135.4	132.3	-3.3	-2.3
Other heavy machinery rental and leasing.....	532412	12/03	121.2	121.2	119.8	0.4	-1.2
Legal services.....	5411	12/96	194.4	196.4	199.1	3.1	1.4
Offices of certified public accountants.....	541211	12/03	117.3	117.1	118.3	3.4	1.0
Other accounting services.....	541219	12/03	111.3	111.2	112.3	2.1	1.0
Architectural, engineering and related services.....	5413	12/96	153.6	154.4	154.9	2.4	0.3
Management and technical consulting services.....	5416	06/06	112.0	110.9	112.8	1.7	1.7
Advertising agencies.....	54181	12/03	112.8	111.3	113.4	2.2	1.9
Employment services.....	5613	12/96	132.1	133.0	131.9	1.0	-0.8
Travel agencies.....	56151	12/03	103.1	100.9	101.2	0.9	0.3
Security guards and patrol services.....	561612	12/04	112.5	113.0	113.7	2.5	0.6
Janitorial services.....	56172	12/03	117.7	117.6	117.9	1.8	0.3
Waste collection.....	5621	12/03	128.6	128.2	128.9	2.5	0.5
Computer training.....	61142	06/06	114.6	115.6	115.6	1.6	0.0
Amusement and theme parks.....	71311	06/06	147.8	148.4	151.3	5.8	2.0
Golf courses and country clubs.....	71391	12/05	112.3	114.9	114.4	3.2	-0.4
Fitness and recreational sports centers.....	71394	12/04	103.8	105.8	106.0	2.3	0.2
Accommodation.....	721	12/96	159.0	152.1	155.3	3.3	2.1
Commercial machinery repair and maintenance.....	8113	06/06	123.7	124.8	124.0	1.3	-0.6

¹ Indexes in this table are derived from the net-output-weighted industry price indexes. Because of differences in coverage and aggregation methodology, they will generally not match the movements of similarly titled indexes which are derived from traditional commodity groupings.

² The indexes for October 2014 have been recalculated to incorporate late reports and corrections by respondents. All indexes are subject to revision 4 months after original publication.

³ Formerly titled "Total traditional service industries."

"-" Data not available.

NOTE: NAICS replaced the SIC system beginning with the release of PPI data for January 2004. See <https://www.bls.gov/ppi/ppinaics.htm> for details.

Table 11. Producer price indexes for the net output of selected industries and their products, not seasonally adjusted

Industry and product ¹	Industry code	Product code	Index base	Index			Percent change to Feb. 2015 from:	
				Oct. 2014 ²	Jan. 2015 ²	Feb. 2015 ²	Feb. 2014	Jan. 2015
Logging.....	1133		12/81	202.7	206.1	205.7	1.5	-0.2
Logging.....	11331		12/81	202.7	206.1	205.7	1.5	-0.2
Logging.....	113310		12/81	202.8	206.2	205.8	1.5	-0.2
Primary products.....		113310-P	12/81	210.8	214.4	213.9	1.5	-0.2
Secondary products and miscellaneous receipts.....		113310-SM						
Miscellaneous receipts.....		113310-M	06/86	-	168.0	168.4	-	0.2
Mining								
Total mining industries.....			12/84	216.7	171.3	172.6	-33.1	0.8
Oil and gas extraction.....	211		12/85	226.0	140.3	143.6	-52.6	2.4
Oil and gas extraction.....	2111		12/85	226.0	140.3	143.6	-52.6	2.4
Crude petroleum and natural gas extraction.....	211111		06/02	230.6	141.2	145.1	-52.6	2.8
Primary products.....		211111-P	06/84	203.7	124.4	127.4	-52.8	2.4
Crude petroleum.....		211111-1	06/84	245.8	128.5	144.3	-53.4	12.3
Natural gas (from the wellhead).....		211111-3	06/84	142.9	114.4	101.8	-51.4	-11.0
Secondary products and miscellaneous receipts.....		211111-SM						
Natural gas liquid extraction.....	211112		06/02	198.0	132.3	132.3	-52.8	0.0
Primary products.....		211112-P	06/02	197.7	132.5	132.1	-52.9	-0.3
Natural gas liquids.....		211112-1	06/84	242.7	150.4	162.1	-52.2	7.8
Isopentane and natural gasoline.....		211112-11	06/84	325.4	203.3	245.0	-39.7	20.5
Propane.....		211112-12	06/84	274.2	141.7	167.8	-62.1	18.4
Butane.....		211112-13	06/84	229.8	138.8	139.5	-50.6	0.5
Plant condensate, ethane, gas mixtures, and other natural gas liquids.....		211112-14	06/96	210.8	155.2	146.1	-51.3	-5.9
Residue gas shipped from natural gas liquids plants.....		211112-3	06/84	164.9	127.1	110.4	-54.1	-13.1
Secondary products and miscellaneous receipts.....		211112-SM						
Mining (except oil & gas).....	212		12/03	215.2	216.8	214.3	-1.2	-1.2
Coal mining.....	2121		12/85	199.7	204.0	201.9	-1.2	-1.0
Coal mining.....	21211		12/01	215.2	219.8	217.5	-1.3	-1.0
Bituminous coal and lignite surface mining.....	212111		12/01	180.6	184.6	181.9	0.0	-1.5
Primary products.....		212111-P	12/01	181.4	185.4	182.7	-0.1	-1.5
Raw bituminous coal and lignite from surface mining operations.....		212111-1	12/01	174.0	184.0	177.5	-1.7	-3.5
Raw bituminous coal and lignite from surface operations, for use without processing.....		212111-11	12/01	228.5	245.8	237.5	0.2	-3.4
Processed bituminous coal and lignite from surface operations.....		212111-3	12/01	183.0	185.9	183.9	0.3	-1.1
Processed bituminous coal and lignite from surface operations (wet-washing or other method).....		212111-31	12/01	166.5	171.9	168.7	0.1	-1.9
Processed bituminous coal and lignite crushed, screened, or sized only.....		212111-35	12/11	112.2	113.1	112.3	0.3	-0.7
Secondary products and miscellaneous receipts.....		212111-SM2						
Bituminous coal underground mining.....	212112		12/01	245.8	250.7	249.4	-2.7	-0.5
Primary products.....		212112-P	12/01	245.8	250.8	249.4	-2.7	-0.6
Raw bituminous coal shipped from underground mining operations.....		212112-1	12/01	160.3	163.0	160.1	-3.1	-1.8
Processed bituminous coal shipped from underground operations.....		212112-3	12/01	270.1	275.8	274.8	-2.7	-0.4
Processed bituminous coal washed by wet-washing, or other methods.....		212112-31	12/01	282.0	276.1	275.0	-7.6	-0.4
Processed bituminous coal mechanically crushed, screened, or sized only.....		212112-32	12/01	196.7	257.1	257.0	33.4	0.0
Secondary products and miscellaneous receipts.....		212112-SM						
Anthracite mining.....	212113		12/79	293.9	293.8	293.7	0.0	0.0
Primary products.....		212113-P	12/79	291.6	291.4	291.4	0.0	0.0
Run-of-mine (raw) anthracite.....		212113-1	12/79	171.0	171.0	171.0	-0.6	0.0
Processed anthracite.....		212113-3	12/79	342.9	342.6	342.6	0.1	0.0
Secondary products and miscellaneous receipts.....		212113-SM2						
Metal ore mining.....	2122		12/84	267.2	259.8	251.2	-7.5	-3.3
Iron ore mining.....	21221		12/84	129.8	131.9	131.9	0.0	0.0
Iron ore mining.....	212210		12/84	129.8	131.9	131.9	0.0	0.0
Primary products.....		212210-P	12/84	132.9	135.0	135.0	-0.1	0.0
Iron ore (including crude, concentrates, agglomerates and pellets).....		212210-0	12/97	137.8	140.0	140.0	0.0	0.0
Gold ore & silver ore mining.....	21222		12/84	213.8	212.6	217.9	-2.3	2.5
Gold ore mining.....	212221		06/85	306.3	304.5	312.2	-2.3	2.5
Primary products.....		212221-P	06/85	304.2	302.5	310.0	-2.3	2.5
Gold ores.....		212221-0	06/85	304.2	302.5	310.0	-2.3	2.5
Secondary products and miscellaneous receipts.....		212221-SM1						
Copper, nickel, lead & zinc mining.....	21223		06/88	366.0	339.1	309.1	-19.2	-8.8
Copper, nickel, lead and zinc mining.....	212230		06/88	376.8	349.0	318.3	-19.2	-8.8

See footnotes at end of table.

Table 11. Producer price indexes for the net output of selected industries and their products, not seasonally adjusted — Continued

Industry and product ¹	Industry code	Product code	Index base	Index			Percent change to Feb. 2015 from:	
				Oct. 2014 ²	Jan. 2015 ²	Feb. 2015 ²	Feb. 2014	Jan. 2015
Copper, nickel, lead and zinc mining - Continued								
Primary products.....		212230-P	12/03	343.7	315.5	286.7	-20.1	-9.1
Lead ore and zinc ore.....		212230-1	06/14	104.3	—	—	—	—
Copper ore and nickel ore.....		212230-4	12/03	339.5	313.6	277.6	-22.7	-11.5
Secondary products and miscellaneous receipts.....		212230-SM						
Other metal ore mining.....	21229		12/85	226.0	229.1	219.4	4.9	-4.2
Other metal ore mining.....	212290		12/85	746.2	756.6	724.5	4.9	-4.2
Primary products.....		212290-P	12/03	572.9	580.9	556.0	4.9	-4.3
Other metal ores, including uranium.....		212290-1	12/03	572.9	580.9	556.0	4.9	-4.3
Secondary products and miscellaneous receipts.....		212290-SM1						
Nonmetallic mineral mining & quarrying.....	2123		12/84	254.6	258.2	258.7	3.8	0.2
Stone mining & quarrying.....	21231		12/84	265.7	268.8	268.7	2.2	0.0
Dimension stone mining and quarrying.....	212311		06/85	244.8	248.1	250.8	4.9	1.1
Primary products.....		212311-P	06/85	239.6	243.4	246.4	5.7	1.2
Dimension stone.....		212311-0	06/85	239.6	243.4	246.4	5.7	1.2
Secondary products and miscellaneous receipts.....		212311-SM						
Crushed and broken limestone mining.....	212312		12/83	267.2	270.8	270.5	2.3	-0.1
Primary products.....		212312-P	12/83	269.4	273.1	272.7	2.2	-0.1
Crushed and broken limestone.....		212312-0	12/83	269.4	273.1	272.7	2.2	-0.1
Secondary products and miscellaneous receipts.....		212312-SM						
Secondary products.....		212312-S	12/83	247.0	—	—	—	—
Crushed and broken granite mining.....	212313		12/83	334.3	338.8	339.2	2.4	0.1
Primary products.....		212313-P	12/83	335.7	340.5	340.9	2.4	0.1
Crushed and broken granite.....		212313-0	12/83	335.7	340.5	340.9	2.4	0.1
Secondary products and miscellaneous receipts.....		212313-SM						
Other crushed and broken stone mining.....	212319		12/83	249.4	249.5	249.4	1.3	0.0
Primary products.....		212319-P	12/83	253.1	253.1	253.1	1.3	0.0
Bituminous limestone and sandstone, and other crushed and broken stone.....		212319-0	12/83	253.1	253.1	253.1	1.3	0.0
Secondary products and miscellaneous receipts.....		212319-SM						
Secondary products.....		212319-S	12/83	225.4	—	—	—	—
Sand/gravel/clay/refractory minerals mining.....	21232		12/03	164.3	166.4	166.5	4.1	0.1
Construction sand and gravel mining.....	212321		06/82	307.5	310.1	311.9	3.7	0.6
Primary products.....		212321-P	06/82	309.5	312.3	314.3	4.1	0.6
Construction sand and gravel (run of pit/bank, washed, screened, etc).....		212321-0	06/82	309.5	312.3	314.3	4.1	0.6
Construction sand and gravel, Northeast.....		212321-01	12/12	113.6	114.8	115.3	1.4	0.4
Construction sand and gravel, Midwest.....		212321-02	12/12	109.2	111.2	112.3	4.9	1.0
Construction sand and gravel, South.....		212321-03	12/12	106.1	106.9	108.2	6.3	1.2
Construction sand and gravel, West.....		212321-04	12/12	107.0	107.4	107.6	3.7	0.2
Secondary products and miscellaneous receipts.....		212321-SM						
Miscellaneous receipts.....		212321-M	06/82	330.2	331.8	331.8	-0.7	0.0
Secondary products.....		212321-S	06/82	250.3	249.7	249.9	-0.6	0.1
Industrial sand mining.....	212322		06/82	308.5	312.1	310.4	11.4	-0.5
Primary products.....		212322-P	06/82	312.9	316.6	314.8	11.8	-0.6
Industrial glass sand.....		212322-1	06/82	358.9	367.8	367.2	17.8	-0.2
Industrial molding sand.....		212322-3	06/82	330.8	—	—	—	—
Other industrial sand.....		212322-9	06/82	246.8	244.3	241.4	6.2	-1.2
Hydraulic fracturing sand.....		212322-91	12/12	98.7	96.9	95.2	1.5	-1.8
All other industrial sand.....		212322-92	12/12	120.4	121.1	121.2	16.9	0.1
Secondary products and miscellaneous receipts.....		212322-SM						
Kaolin and ball clay mining.....	212324		06/84	199.5	209.1	204.2	1.8	-2.3
Primary products.....		212324-P	06/84	197.9	207.4	202.5	1.9	-2.4
Kaolin and ball clay.....		212324-0	06/84	197.9	207.4	202.5	1.9	-2.4
Clay, ceramic, and refractory minerals mining.....	212325		06/84	209.6	211.4	209.8	-1.7	-0.8
Primary products.....		212325-P	06/84	210.5	211.6	209.9	-2.3	-0.8
Common (miscellaneous) clay and shale.....		212325-B	06/84	196.9	202.9	202.9	3.3	0.0
Fire clay, fuller's earth, and feldspar.....		212325-V	06/07	144.6	149.1	146.1	-3.6	-2.0
Bentonite.....		212325-2Z	06/84	173.3	168.1	168.1	-3.8	0.0
Secondary products and miscellaneous receipts.....		212325-SM						
Other nonmetallic mineral mining & quarrying.....	21239		12/84	237.5	243.4	245.6	7.5	0.9
Potash, soda, and borate mineral mining.....	212391		12/84	324.5	333.0	337.8	8.3	1.4
Primary products.....		212391-P	12/84	326.3	335.1	340.1	8.5	1.5
Potassium salts and boron compounds.....		212391-1Y	06/07	229.0	241.1	245.4	16.0	1.8
Sodium carbonate and sulfate.....		212391-3	12/84	220.8	223.0	225.8	3.8	1.3
Secondary products and miscellaneous receipts.....		212391-SM1						

See footnotes at end of table.

Table 11. Producer price indexes for the net output of selected industries and their products, not seasonally adjusted — Continued

Industry and product ¹	Industry code	Product code	Index base	Index			Percent change to Feb. 2015 from:	
				Oct. 2014 ²	Jan. 2015 ²	Feb. 2015 ²	Feb. 2014	Jan. 2015
Potash, soda, and borate mineral mining - Continued								
Secondary products.....		212391-S1	06/14	100.0	100.0	100.0	-	0.0
Other chemical and fertilizer mineral mining.....	212393		12/89	171.8	176.3	175.7	9.3	-0.3
Primary products.....		212393-P	12/89	167.2	171.7	171.1	9.5	-0.3
Rock salt.....		212393-3	12/84	327.0	336.6	335.9	10.9	-0.2
Other chemical and fertilizer minerals.....		212393-9Z	06/06	167.5	167.3	163.2	-3.0	-2.5
Secondary products and miscellaneous receipts.....		212393-SM						
All other nonmetallic mineral mining.....	212399		06/85	250.2	254.8	255.0	4.0	0.1
Primary products.....		212399-P	06/85	253.7	258.3	258.5	4.0	0.1
All other nonmetallic minerals.....		212399-A	06/85	253.7	258.3	258.5	4.0	0.1
Secondary products and miscellaneous receipts.....		212399-SM						
Mining support activities.....	213		06/09	122.5	119.7	120.9	-2.1	1.0
Mining support activities.....	2131		06/09	122.5	119.7	120.9	-2.1	1.0
Mining support activities.....	21311		06/09	122.5	119.7	120.9	-2.1	1.0
Drilling oil and gas wells.....	213111		12/85	449.8	428.7	427.2	-6.4	-0.3
Primary services.....		213111-P	12/85	453.7	431.5	430.0	-6.6	-0.3
Drilling oil, gas, dry, or service wells.....		213111-01	12/85	446.0	420.6	418.8	-7.8	-0.4
Drilling in, spudding in, tailing in, or reworking oil and gas wells.....		213111-02	12/92	406.3	406.3	406.3	1.5	0.0
Oil and gas well directional drilling control.....		213111-03	12/03	142.1	142.1	142.1	-0.7	0.0
Secondary products and miscellaneous receipts.....		213111-SM						
Support activities for oil and gas operations.....	213112		12/85	198.7	196.5	200.4	0.3	2.0
Primary services.....		213112-P	12/85	199.3	196.8	201.2	0.6	2.2
Secondary products and miscellaneous receipts.....		213112-SM						
Miscellaneous receipts.....		213112-M	11/94	204.0	204.1	203.7	-2.5	-0.2
Support activities for coal mining.....	213113		06/85	200.4	200.7	196.8	-0.6	-1.9
Primary services.....		213113-P	06/85	202.2	202.4	198.5	-0.6	-1.9
Coal mining services.....		213113-0	06/85	202.2	202.4	198.5	-0.6	-1.9
Support activities for metal mining.....	213114		12/85	154.7	154.7	154.4	-0.9	-0.2
Primary services.....		213114-P	12/85	156.5	156.5	156.2	-1.0	-0.2
Metal mining services.....		213114-0	12/85	156.5	156.5	156.2	-1.0	-0.2
Support activities for nonmetallic minerals.....	213115		06/85	146.0	146.0	146.0	0.0	0.0
Primary services.....		213115-P	06/85	140.6	140.6	140.6	0.0	0.0
Nonmetallic minerals support activity (except fuels).....		213115-0	06/85	140.6	140.6	140.6	0.0	0.0
Utilities.....	221		12/03	140.2	139.0	143.6	-4.3	3.3
Electric power generation, transmission, and distribution.....	2211		12/03	141.4	140.4	146.6	-3.2	4.4
Electric power generation.....	22111		12/03	134.0	131.3	154.0	-17.0	17.3
Electric power generation.....	221110		12/03	134.1	131.3	153.9	-17.0	17.2
Primary products.....		221110-P	12/03	135.0	132.1	156.8	-17.9	18.7
Utilities.....		221110-4	12/03	151.7	147.0	139.5	-23.2	-5.1
Non-utilities.....		221110-5	12/03	104.1	104.3	168.6	-12.5	61.6
Secondary products and miscellaneous receipts.....		221110-SM						
Miscellaneous receipts.....		221110-M	12/03	107.8	107.1	107.1	6.6	0.0
Electric power transmission, control, and distribution.....	22112		12/03	143.5	143.1	143.0	3.6	-0.1
Electric bulk power transmission and control.....	221121		12/03	148.3	147.6	150.7	4.7	2.1
Primary products.....		221121-P	12/03	148.6	148.0	151.0	4.7	2.0
Electric bulk power transmission and control.....		221121-3	12/03	148.6	148.0	151.0	4.7	2.0
Secondary products and miscellaneous receipts.....		221121-SM1						
Electric power distribution.....	221122		12/03	143.2	142.8	142.7	3.6	-0.1
Primary products.....		221122-P	12/90	172.7	172.2	172.0	3.7	-0.1
Residential electric power.....		221122-41	12/90	170.4	171.3	170.9	4.6	-0.2
New England.....		221122-411	12/90	141.2	158.8	155.8	11.4	-1.9
Middle Atlantic.....		221122-412	12/90	134.1	135.2	135.6	8.9	0.3
East North Central.....		221122-413	12/90	172.0	175.9	174.2	5.4	-1.0
West North Central.....		221122-414	12/90	145.9	147.0	146.7	0.3	-0.2
South Atlantic.....		221122-415	12/90	175.1	174.4	174.8	3.7	0.2
East South Central.....		221122-416	12/90	179.1	183.6	182.6	2.4	-0.5
West South Central.....		221122-417	12/90	189.6	183.4	184.1	4.6	0.4
Mountain.....		221122-418	12/90	153.4	148.5	148.5	-0.7	0.0
Pacific.....		221122-419	12/90	199.2	198.6	197.6	4.3	-0.5
Commercial electric power.....		221122-42	12/90	171.5	167.1	167.5	3.0	0.2
New England.....		221122-421	12/90	167.5	203.8	200.1	13.1	-1.8
Middle Atlantic.....		221122-422	12/90	120.1	118.0	122.3	14.1	3.6
East North Central.....		221122-423	12/90	164.6	166.7	165.5	3.5	-0.7

See footnotes at end of table.

Table 11. Producer price indexes for the net output of selected industries and their products, not seasonally adjusted — Continued

Industry and product ¹	Industry code	Product code	Index base	Index			Percent change to Feb. 2015 from:	
				Oct. 2014 ²	Jan. 2015 ²	Feb. 2015 ²	Feb. 2014	Jan. 2015
Electric power distribution - Continued								
West North Central.....		221122-424	12/90	141.6	142.6	141.8	0.5	-0.6
South Atlantic.....		221122-425	12/90	152.2	152.0	152.4	2.0	0.3
East South Central.....		221122-426	12/90	168.8	172.3	173.2	2.6	0.5
West South Central.....		221122-427	12/90	205.5	196.6	197.2	3.0	0.3
Mountain.....		221122-428	12/90	139.8	139.1	139.0	0.0	-0.1
Pacific.....		221122-429	12/90	257.1	208.9	207.4	-6.8	-0.7
Industrial electric power.....		221122-43	12/90	181.3	185.4	184.6	3.2	-0.4
New England.....		221122-431	12/90	107.1	165.8	159.9	23.1	-3.6
Middle Atlantic.....		221122-432	12/90	107.6	110.2	114.2	-6.5	3.6
East North Central.....		221122-433	12/90	208.2	236.4	232.3	11.6	-1.7
West North Central.....		221122-434	12/90	158.9	161.1	160.3	-0.5	-0.5
South Atlantic.....		221122-435	12/90	159.8	159.9	159.7	4.0	-0.1
East South Central.....		221122-436	12/90	152.3	154.7	155.2	2.0	0.3
West South Central.....		221122-437	12/90	253.8	245.0	245.5	4.1	0.2
Mountain.....		221122-438	12/90	152.8	151.8	151.9	1.1	0.1
Pacific.....		221122-439	12/90	224.2	186.5	185.9	-9.6	-0.3
Transportation electric power.....		221122-45	12/10	107.1	108.2	108.4	2.8	0.2
Secondary products and miscellaneous receipts.....		221122-SM						
Miscellaneous receipts.....		221122-M	12/90	168.4	168.0	168.0	2.9	0.0
Natural gas distribution.....	2212		12/03	118.6	116.9	115.4	-8.7	-1.3
Natural gas distribution.....	22121		12/03	118.6	116.9	115.4	-8.7	-1.3
Natural gas distribution.....	221210		12/03	118.6	116.9	115.4	-8.6	-1.3
Primary products.....		221210-P	12/90	196.9	193.9	191.5	-8.9	-1.2
Natural gas to ultimate consumers.....		221210-11	12/90	200.2	196.5	193.8	-9.0	-1.4
Residential natural gas.....		221210-112	12/90	201.7	197.6	192.4	-9.2	-2.6
Commercial natural gas.....		221210-113	12/90	191.3	192.1	189.5	-6.1	-1.4
Industrial natural gas.....		221210-114	12/90	176.3	182.0	175.7	-11.0	-3.5
To electric power.....		221210-115	12/90	175.0	169.0	169.8	-9.4	0.5
Delivered to ultimate consumers for the account of others (transportation only).....		221210-12	12/90	149.8	153.1	152.2	-8.4	-0.6
Industrial consumer.....		221210-122	12/90	149.8	151.8	150.2	-6.5	-1.1
Other consumers.....		221210-123	12/90	297.6	306.2	305.4	-9.9	-0.3
Secondary products and miscellaneous receipts.....		221210-SM						
Miscellaneous receipts.....		221210-M	12/90	185.4	185.4	175.6	-0.3	-5.3
Secondary products.....		221210-S	12/10	116.0	116.0	116.0	-2.0	0.0
Construction industries								
New industrial building construction.....	236211		06/07	116.9	117.5	117.7	2.1	0.2
Primary products.....		236211-P	06/07	116.9	117.5	117.7	2.1	0.2
New warehouse building construction.....	236221		12/04	139.0	139.9	139.8	2.3	-0.1
Primary products.....		236221-P	12/04	139.0	139.9	139.8	2.3	-0.1
New school building construction.....	236222		12/05	147.7	148.1	148.2	1.7	0.1
Primary products.....		236222-P	12/05	147.7	148.1	148.2	1.7	0.1
New office building construction.....	236223		06/06	124.2	125.0	125.2	2.5	0.2
Primary products.....		236223-P	06/06	124.2	125.0	125.2	2.5	0.2
New health care building construction.....	236224		06/12	104.9	104.9	105.0	1.0	0.1
Primary products.....		236224-P	06/12	104.9	104.9	105.0	1.0	0.1
Concrete contractors, nonresidential building work.....	23811X		12/07	109.9	110.7	110.8	2.4	0.1
Primary products.....		23811X-P	12/07	109.9	110.7	110.8	2.4	0.1
Roofing contractors, nonresidential building work.....	23816X		12/07	126.0	127.1	127.0	3.8	-0.1
Primary products.....		23816X-P	12/07	126.0	127.1	127.0	3.8	-0.1
Nonresidential building maintenance & repair.....	2381MR		04/09	109.9	110.3	110.4	1.9	0.1
Electrical contractors, nonresidential building work.....	23821X		12/07	109.8	109.9	109.8	0.9	-0.1
Primary products.....		23821X-P	12/07	109.8	109.9	109.8	0.9	-0.1
Plumbing, heating and air-conditioning contractors, nonresidential building work.....	23822X		12/07	123.9	124.1	124.2	1.3	0.1
Primary products.....		23822X-P	12/07	123.9	124.1	124.2	1.3	0.1
Manufacturing								
Total manufacturing industries.....			12/84	194.8	184.9	184.9	-5.3	0.0
Food mfg.....	311		12/84	211.8	204.7	202.2	0.0	-1.2
Animal food mfg.....	3111		12/03	162.9	166.0	164.2	-2.6	-1.1
Animal food mfg.....	31111		12/03	162.9	165.8	164.2	-2.6	-1.0
Dog and cat food manufacturing.....	311111		12/85	211.7	211.7	211.8	1.5	0.0
Primary products.....		311111-P	12/85	213.1	213.1	213.1	1.6	0.0

See footnotes at end of table.

Table 11. Producer price indexes for the net output of selected industries and their products, not seasonally adjusted — Continued

Industry and product ¹	Industry code	Product code	Index base	Index			Percent change to Feb. 2015 from:	
				Oct. 2014 ²	Jan. 2015 ²	Feb. 2015 ²	Feb. 2014	Jan. 2015
Dog and cat food manufacturing - Continued								
Dog food.....		311111-1	12/85	226.0	226.0	226.1	2.0	0.0
Canned dog food.....		311111-11	12/98	144.7	144.7	144.7	0.0	0.0
Dry and semi moist dog food.....		311111-14	12/11	110.5	110.5	110.5	2.4	0.0
Cat food.....		311111-4	12/85	191.6	191.6	191.6	0.8	0.0
Canned cat food.....		311111-44	12/11	107.7	107.7	107.7	1.7	0.0
Dry and semi moist cat food.....		311111-45	12/98	169.8	169.8	169.8	0.3	0.0
Secondary products and miscellaneous receipts.....		311111-SM						
Miscellaneous receipts.....		311111-M1	12/10	123.5	123.5	123.5	0.0	0.0
Other animal food manufacturing.....	311119		12/80	182.2	187.3	184.5	-4.9	-1.5
Primary products.....		311119-P	12/80	178.4	182.8	179.8	-5.2	-1.6
Swine feed, supplements, concentrates, and premixes.....		311119-B	12/11	95.9	102.5	98.8	-4.5	-3.6
Beef cattle feed, supplements, concentrates, and premixes.....		311119-H	12/11	102.6	104.4	104.1	-2.0	-0.3
Other poultry and livestock feeds.....		311119-N	12/80	250.7	254.1	251.7	-1.0	-0.9
Other prepared animal feeds, including feeding materials and adjuncts.....		311119-Q	12/80	221.8	218.7	217.3	-3.9	-0.6
Specialty feeds.....		311119-R	06/91	186.3	189.9	188.2	-4.8	-0.9
Chicken and turkey feed, supplements, concentrates, and premixes.....		311119-1	12/80	148.0	150.7	148.6	-6.4	-1.4
Dairy cattle feed, supplements, concentrates, and premixes.....		311119-5	12/11	97.2	101.4	98.9	-6.2	-2.5
Secondary products and miscellaneous receipts.....		311119-SM						
Miscellaneous receipts.....		311119-M	12/80	196.4	211.0	210.1	-2.1	-0.4
Secondary products.....		311119-S	12/80	284.7	283.5	283.8	-0.7	0.1
Grain & oilseed milling.....	3112		12/03	142.7	142.4	140.8	-8.9	-1.1
Flour milling & malt mfg.....	31121		12/03	168.1	164.4	163.8	-4.6	-0.4
Flour milling.....	311211		06/83	195.6	191.6	190.7	-4.6	-0.5
Primary products.....		311211-P	06/83	200.2	195.8	195.0	-4.9	-0.4
Prepared flour mixes, including refrigerated and frozen doughs and batters, made in flour mills.....		311211-A	06/83	199.5	199.0	198.3	-0.7	-0.4
Other grain mill products.....		311211-B	06/83	217.4	219.9	216.2	-1.5	-1.7
Wheat flour (except flour mixes), made in flour mills.....		311211-1	06/83	226.1	213.0	212.0	-6.1	-0.5
Wheat mill products, except flour.....		311211-4	06/83	105.5	123.7	123.7	-1.8	0.0
Corn mill products.....		311211-7	06/83	154.9	161.5	161.5	-3.0	0.0
Secondary products and miscellaneous receipts.....		311211-SM						
Miscellaneous receipts.....		311211-M	06/92	110.2	115.9	114.5	8.6	-1.2
Secondary products.....		311211-S	06/83	148.7	144.3	141.0	-5.4	-2.3
Rice milling.....	311212		06/84	176.8	172.1	171.8	-4.4	-0.2
Primary products.....		311212-P	06/84	177.8	172.4	172.4	-4.7	0.0
Milled rice and byproducts.....		311212-0	12/03	171.2	166.0	166.0	-4.7	0.0
Milled rice (incl second heads, screenings, brewers, bran, sharps, rice flour, and byproducts).....		311212-04	06/03	288.2	278.8	279.5	7.5	0.3
Head rice not packaged with other ingredients.....		311212-06	12/11	98.1	94.8	94.8	-6.8	0.0
Secondary products and miscellaneous receipts.....		311212-SM						
Malt manufacturing.....	311213		06/85	180.3	175.6	176.0	-4.8	0.2
Primary products.....		311213-P	06/85	181.0	176.2	176.7	-4.8	0.3
Malt.....		311213-0	06/85	181.0	176.2	176.7	-4.8	0.3
Starch & vegetable fats & oils mfg.....	31122		12/03	138.5	139.0	136.6	-12.8	-1.7
Wet corn milling.....	311221		06/85	185.5	188.8	179.2	-11.2	-5.1
Primary products.....		311221-P	06/85	187.9	192.5	186.1	-9.6	-3.3
Wet process corn byproducts.....		311221-A	06/85	204.6	226.4	216.7	-17.5	-4.3
Corn sweeteners.....		311221-1	06/85	174.3	170.6	166.3	-3.1	-2.5
Manufactured starch.....		311221-4	06/85	229.6	235.4	225.0	-5.3	-4.4
Secondary products and miscellaneous receipts.....		311221-SM						
Oilseed processing.....	311224		12/11	87.0	88.1	87.2	-18.7	-1.0
Primary products.....		311224-P	12/11	87.4	88.7	87.4	-20.3	-1.5
Soybean processing.....		311224-1	12/79	136.7	138.5	136.5	-21.6	-1.4
Soybean oil.....		311224-11	12/79	152.8	150.0	150.7	-14.7	0.5
Crude soybean oil, degummed.....		311224-111	05/88	188.5	180.0	183.9	-14.4	2.2
Soybean oil, all other types.....		311224-112	12/03	147.7	151.3	148.3	-15.2	-2.0
Soybean cake, meal, and other byproducts.....		311224-12	12/79	141.7	146.0	142.4	-25.0	-2.5
Soybean cake and meal.....		311224-121	12/09	100.2	103.9	101.1	-25.6	-2.7
Other soybean products, including isolates and concentrates.....		311224-122	12/09	145.1	140.8	140.6	-19.7	-0.1
Other oilseed processing.....		311224-2	12/03	191.3	195.9	193.6	-4.2	-1.2
Cottonseed oil, once refined.....		311224-22	06/85	221.9	230.2	220.5	-18.5	-4.2
Cotton linters.....		311224-23	06/85	164.0	158.9	154.9	-5.8	-2.5
Cottonseed cake, meal, hulls, and other byproducts.....		311224-24	06/85	496.5	446.3	426.9	-22.0	-4.3
Cottonseed cake and meal.....		311224-241	12/11	118.3	107.0	101.9	-23.0	-4.8
Cottonseed hulls and other byproducts.....		311224-242	12/11	54.6	47.6	46.6	-16.6	-2.1

See footnotes at end of table.

Table 11. Producer price indexes for the net output of selected industries and their products, not seasonally adjusted — Continued

Industry and product ¹	Industry code	Product code	Index base	Index			Percent change to Feb. 2015 from:	
				Oct. 2014 ²	Jan. 2015 ²	Feb. 2015 ²	Feb. 2014	Jan. 2015
Oilseed processing - Continued								
Other vegetable oils and vegetable mill products.....		311224-25	12/11	99.3	104.7	104.7	2.9	0.0
Other vegetable oils, once refined.....		311224-252	12/85	194.5	162.1	163.2	-11.7	0.7
Other vegetable oil mill products.....		311224-253	12/85	291.1	289.0	289.0	-8.3	0.0
Secondary products and miscellaneous receipts.....		311224-SM						
Fats and oils refining and blending.....	311225		12/81	246.9	239.9	242.5	-4.0	1.1
Primary products.....		311225-P	12/81	262.1	253.7	257.2	-4.1	1.4
Shortening and cooking oils.....		311225-2	12/81	243.0	233.6	238.3	-4.1	2.0
Margarine, butter blends, and butter substitutes.....		311225-4	02/04	127.7	128.7	125.9	-4.0	-2.2
Secondary products and miscellaneous receipts.....		311225-SM						
Secondary products.....		311225-S	02/04	130.4	129.3	127.3	-2.6	-1.5
Breakfast cereal manufacturing.....	31123		12/03	128.3	129.0	129.0	0.9	0.0
Breakfast cereal manufacturing.....	311230		12/83	213.4	214.6	214.6	0.8	0.0
Primary products.....		311230-P	12/83	224.4	225.8	225.8	0.7	0.0
Breakfast cereal.....		311230-1	12/83	223.2	224.7	224.7	0.7	0.0
Secondary products and miscellaneous receipts.....		311230-SM						
Secondary products.....		311230-S	12/83	193.8	193.8	193.8	1.7	0.0
Sugar & confectionery product mfg.....	3113		12/84	198.7	200.1	199.5	3.4	-0.3
Sugar mfg.....	31131		12/03	138.3	140.5	140.0	7.4	-0.4
Beet sugar manufacturing.....	311313		06/82	153.1	154.0	154.1	7.5	0.1
Primary products.....		311313-P	06/82	156.7	157.6	157.7	7.5	0.1
Beet sugar.....		311313-0	06/82	159.3	160.3	160.4	7.5	0.1
Sugar cane mills and cane sugar refining.....	311314		12/11	80.8	82.7	82.2	7.5	-0.6
Primary products.....		311314-P	12/11	80.3	82.4	82.1	8.2	-0.4
Raw cane sugar and sugar cane mill products and by-products.....		311314-1	06/82	145.3	145.5	146.1	11.5	0.4
Refined granulated cane sugar and by-products.....		311314-2	06/82	176.5	183.6	182.1	6.3	-0.8
Secondary products and miscellaneous receipts.....		311314-SM						
Nonchocolate confectionery mfg.....	31134		12/03	138.1	139.9	138.8	1.1	-0.8
Nonchocolate confectionery manufacturing.....	311340		12/03	138.0	139.9	138.8	1.1	-0.8
Primary products.....		311340-P	12/03	139.1	140.7	139.8	1.1	-0.6
Nonchocolate-type confectioneries, made/pkg. for shipment.....		311340-1	06/83	205.8	208.1	206.0	0.5	-1.0
Chewing gum, bubble gum, and chewing gum base.....		311340-4	12/84	229.8	233.7	233.7	2.4	0.0
Other confectionery-type products.....		311340-7	06/91	161.2	161.5	161.5	2.3	0.0
Secondary products and miscellaneous receipts.....		311340-SM						
Secondary products.....		311340-S	12/03	146.5	147.2	142.4	-2.4	-3.3
Chocolate and confectionery manufacturing.....	31135		12/11	105.2	105.2	105.1	2.7	-0.1
Confectionery manufacturing from cacao beans.....	311351		12/11	103.7	104.5	104.5	6.1	0.0
Primary products.....		311351-P	12/11	103.6	104.4	104.4	6.0	0.0
Chocolate coatings, made from cacao beans.....		311351-1	12/11	100.2	101.3	101.1	2.3	-0.2
Chocolate and chocolate-type confectionery products, made from cacao beans.....		311351-4	12/11	108.2	108.5	108.5	8.5	0.0
Other chocolate and cocoa products, made from cacao beans.....		311351-7	12/11	99.5	100.9	101.0	4.8	0.1
Sweetened chocolate, excluding coatings, made from cacao beans.....		311351-71	12/11	98.9	101.2	101.4	5.3	0.2
Unsweetened choc & sweetened & unsweetened cocoa powder, ex. coatings, made from cacao beans.....		311351-72	12/11	93.9	95.9	96.2	4.9	0.3
Cocoa butter, liquor, and cocoa base chocolate syrup, made from cacao beans.....		311351-73	12/11	111.9	110.7	110.2	3.8	-0.5
Confectionery mfg. from purchased chocolate.....	311352		12/11	105.8	105.4	105.3	1.5	-0.1
Primary products.....		311352-P	12/11	105.5	105.1	105.1	1.4	0.0
Chocolate/confectionery prods., purch. chocolate not retailed.....		311352-1	12/11	105.4	104.9	105.0	1.4	0.1
Chocolate and confectioneries, purchased chocolate retailed.....		311352-2	12/11	107.9	107.9	107.9	2.8	0.0
Secondary products and miscellaneous receipts.....		311352-SM						
Miscellaneous receipts.....		311352-M	12/11	110.1	110.1	110.1	7.4	0.0
Secondary products.....		311352-S	12/11	105.1	105.1	-	-	-
Fruit & vegetable preserving & specialty food mfg.....	3114		12/84	181.7	182.6	183.3	2.4	0.4
Frozen food manufacturing.....	31141		12/03	133.0	133.6	133.2	2.5	-0.3
Frozen fruit and vegetable manufacturing.....	311411		06/81	223.1	223.3	221.9	1.4	-0.6
Primary products.....		311411-P	06/81	206.2	205.8	205.1	2.1	-0.3
Frozen fruits, juices, ades, drinks, and cocktails.....		311411-1	06/81	188.2	185.9	185.2	7.9	-0.4
Frozen fruits.....		311411-11	12/90	208.2	210.4	210.6	3.5	0.1
Frozen concentrated juices, excluding orange juice.....		311411-16	06/81	211.1	205.4	201.7	-5.2	-1.8
Frozen concentrated orange juice, consumer and institutional.....		311411-17	06/81	171.4	166.2	166.5	28.2	0.2
Frozen vegetables.....		311411-4	06/81	220.3	220.6	219.9	0.4	-0.3
Frozen vegetables, other than potato products.....		311411-47	12/11	100.5	100.7	100.7	0.6	0.0
Frozen potato products (French-fried, patties, puffs, etc.).....		311411-48	12/11	99.7	99.7	99.2	0.1	-0.5

See footnotes at end of table.

Table 11. Producer price indexes for the net output of selected industries and their products, not seasonally adjusted — Continued

Industry and product ¹	Industry code	Product code	Index base	Index			Percent change to Feb. 2015 from:	
				Oct. 2014 ²	Jan. 2015 ²	Feb. 2015 ²	Feb. 2014	Jan. 2015
Frozen fruit and vegetable manufacturing - Continued								
Secondary products and miscellaneous receipts.....		311411-SM						
Secondary products.....		311411-S	06/81	161.8	163.0	159.9	-	-1.9
Frozen specialty food manufacturing.....	311412		12/82	170.8	172.0	172.1	3.4	0.1
Primary products.....		311412-P	12/82	174.4	175.7	175.8	3.5	0.1
Frozen dinners and nationality foods.....		311412-1	12/82	169.4	171.1	171.2	4.2	0.1
Other frozen specialties, excluding seafood.....		311412-4	06/91	146.4	146.6	146.7	1.7	0.1
Secondary products and miscellaneous receipts.....		311412-SM						
Secondary products.....		311412-S	12/82	148.3	148.0	148.3	0.5	0.2
Fruit & vegetable canning, pickling & drying.....	31142		12/03	139.2	139.9	141.1	2.4	0.9
Fruit and vegetable canning.....	311421		06/81	205.7	207.6	208.8	3.2	0.6
Primary products.....		311421-P	06/81	204.8	207.2	208.3	3.3	0.5
Canned vegetable juices.....		311421-A	06/81	160.3	160.3	160.3	0.8	0.0
Canned catsup and other tomato based sauces.....		311421-D	06/81	183.0	183.6	184.1	1.8	0.3
Canned jams, jellies and preserves.....		311421-G	06/81	201.2	201.2	201.2	-0.6	0.0
Canned and fresh fruit juices, nectars, and concentrates.....		311421-K	12/11	104.1	104.6	104.8	1.7	0.2
Pickles and other pickled products.....		311421-Q	06/81	237.0	238.8	239.6	1.4	0.3
Canned fruits, except baby foods.....		311421-1	06/81	229.8	236.1	242.6	12.0	2.8
Canned vegetables.....		311421-5	06/81	204.4	209.0	208.2	2.3	-0.4
Secondary products and miscellaneous receipts.....		311421-SM						
Miscellaneous receipts.....		311421-M	06/81	150.7	143.6	150.2	-0.3	4.6
Secondary products.....		311421-S	06/81	235.1	237.4	236.4	4.3	-0.4
Specialty canning.....	311422		12/82	225.9	226.3	225.8	0.2	-0.2
Primary products.....		311422-P	12/82	239.9	241.0	240.5	0.4	-0.2
Canned baby foods and other canned specialty/nationality foods.....		311422-1Z	06/08	107.4	108.5	108.5	2.3	0.0
Canned soups and stews, excluding frozen and seafood.....		311422-4Z	12/82	308.4	308.4	307.4	-0.4	-0.3
Canned dry beans.....		311422-7	12/82	165.9	168.5	168.4	1.0	-0.1
Secondary products and miscellaneous receipts.....		311422-SM						
Secondary products.....		311422-S	12/82	175.9	174.9	174.5	-0.5	-0.2
Dried and dehydrated food manufacturing.....	311423		12/82	223.3	222.3	229.8	2.9	3.4
Primary products.....		311423-P	12/82	221.9	223.4	231.8	4.2	3.8
Dried and dehydrated fruits and vegetables, incl. freeze-dried.....		311423-5	12/82	212.3	214.7	218.3	2.7	1.7
Secondary products and miscellaneous receipts.....		311423-SM						
Secondary products.....		311423-S	12/82	191.4	193.0	193.0	0.3	0.0
Dairy product mfg.....	3115		12/84	228.3	200.1	194.7	-11.1	-2.7
Dairy product (except frozen) mfg.....	31151		12/03	166.7	144.0	139.6	-12.5	-3.1
Fluid milk manufacturing.....	311511		12/82	255.7	233.7	226.0	-5.8	-3.3
Primary products.....		311511-P	12/82	244.6	218.5	210.1	-8.2	-3.8
Yogurt, except frozen.....		311511-A	12/82	159.0	158.9	158.8	1.1	-0.1
Perishable dairy product substitutes.....		311511-D	12/91	150.4	153.9	153.8	10.1	-0.1
Other packaged milk products.....		311511-G	12/91	219.1	209.4	205.2	-5.0	-2.0
Fluid milk and cream, bulk sales.....		311511-1	12/91	208.9	159.4	151.1	-10.3	-5.2
Fluid milk and related products, packaged (incl. cartons, bottles, cans, etc.) excl. U.H.T.....		311511-5	12/82	261.3	235.2	223.9	-10.9	-4.8
Fluid milk, whole, packaged, except U.H.T.....		311511-51	12/82	254.6	227.4	214.3	-11.8	-5.8
Fluid milk, lowfat, packaged, except U.H.T.....		311511-52	12/82	273.2	250.3	238.7	-12.8	-4.6
Fluid milk, skim, packaged, except U.H.T.....		311511-53	12/82	268.4	252.4	246.1	-13.7	-2.5
Other fluid milk related products, packaged, incl. cartons, bottles, cans, and dispenser cans.....		311511-54	06/98	200.5	172.5	164.5	-2.1	-4.6
Cottage cheese (including bakers', pot, and farmers' cheese).....		311511-7	12/82	267.6	257.4	250.7	-5.1	-2.6
Secondary products and miscellaneous receipts.....		311511-SM						
Miscellaneous receipts.....		311511-M	12/82	332.0	329.1	322.3	4.2	-2.1
Secondary products.....		311511-S	12/82	209.0	208.3	207.7	3.2	-0.3
Creamery butter manufacturing.....	311512		06/84	193.1	125.6	134.4	-5.5	7.0
Primary products.....		311512-P	06/84	183.5	114.1	126.9	-0.2	11.2
Creamery butter.....		311512-0	06/84	183.5	114.1	126.9	-0.2	11.2
Secondary products and miscellaneous receipts.....		311512-SM						
Secondary products.....		311512-S	06/84	182.2	144.8	130.2	-25.6	-10.1
Cheese manufacturing.....	311513		06/81	224.3	183.0	179.2	-17.7	-2.1
Primary products.....		311513-P	06/81	205.5	167.9	165.1	-17.5	-1.7
Raw liquid whey.....		311513-A	12/04	281.8	259.4	227.9	-16.1	-12.1
Natural cheese (cheddar, Swiss, Italian, brick, cream, grated, dried etc.) excl. cottage cheese.....		311513-1	06/81	196.3	157.3	156.1	-18.7	-0.8
Natural cheese, except lowfat, shipped in consumer packages or containers (3 lbs. or less).....		311513-1111	12/04	131.6	125.1	125.1	-0.5	0.0

See footnotes at end of table.

Table 11. Producer price indexes for the net output of selected industries and their products, not seasonally adjusted — Continued

Industry and product ¹	Industry code	Product code	Index base	Index			Percent change to Feb. 2015 from:	
				Oct. 2014 ²	Jan. 2015 ²	Feb. 2015 ²	Feb. 2014	Jan. 2015
Cheese manufacturing - Continued								
Natural cheese, except lowfat, shipped in packages or containers (more than 3 lbs.) or bulk.....		311513-1121	12/04	139.8	103.5	102.0	-25.5	-1.4
Lowfat natural cheese, except cottage cheese, shipped in consumer packages (3 lbs. or less).....		311513-1131	06/10	126.3	100.3	101.3	-18.6	1.0
Lowfat natural cheese, except cottage cheese, shipped in packages (more than 3 lbs.) or in bulk.....		311513-1141	06/10	146.0	113.3	112.6	-25.7	-0.6
Process cheese and related products.....		311513-4	06/81	198.7	170.1	161.8	-14.8	-4.9
Process cheese, shipped in consumer packages or containers (3 lbs. or less)...		311513-41	06/10	114.6	114.5	114.5	2.0	0.0
All other process cheese and related products.....		311513-42	06/10	153.1	123.0	114.3	-21.2	-7.1
Secondary products and miscellaneous receipts.....		311513-SM						
Secondary products.....		311513-S	06/81	246.5	208.0	203.7	-15.9	-2.1
Dry, condensed, and evaporated dairy products.....	311514		12/83	215.9	194.8	181.4	-18.6	-6.9
Primary products.....		311514-P	12/83	226.6	211.7	199.0	-18.4	-6.0
Dairy product substitutes.....		311514-D	06/92	155.9	156.0	156.0	0.1	0.0
Dry milk products and mixtures.....		311514-1	12/83	202.7	181.8	163.5	-31.9	-10.1
Canned milk products (consumer-type cans), except substitutes.....		311514-5	12/83	295.3	293.0	291.0	1.1	-0.7
Concentrated milk products shipped in bulk (barrels, drums, and tanks).....		311514-7	12/83	213.4	189.4	153.2	-39.6	-19.1
Secondary products and miscellaneous receipts.....		311514-SM						
Ice cream and frozen dessert mfg.....	31152		12/03	136.3	134.4	134.6	1.7	0.1
Ice cream and frozen dessert manufacturing.....	311520		06/83	218.9	216.0	216.2	1.7	0.1
Primary products.....		311520-P	06/83	223.4	220.5	220.4	1.8	0.0
Ice cream and frozen dessert manufacturing.....		311520-0	06/83	223.4	220.5	220.4	1.8	0.0
Ice cream, excl. lowfat and nonfat (incl. custards), shipped in bulk (containers 3 gal or more).....		311520-01	06/83	234.5	222.2	220.7	3.0	-0.7
Ice cream, excl. lowfat and nonfat (incl. custards), shipped in sizes (less than 3 gal).....		311520-02	06/83	232.6	230.2	229.5	1.7	-0.3
Ice cream, excluding lowfat and nonfat (including custards), novelty forms.....		311520-03	06/92	156.1	154.0	155.2	2.6	0.8
Lowfat and nonfat ice cream (including custards).....		311520-04	12/98	139.9	139.9	140.2	3.6	0.2
Other frozen desserts (yogurt, sherbet, water ices, mellorine, frozen pudding etc.).....		311520-05	12/98	154.3	153.8	154.0	-0.5	0.1
Secondary products and miscellaneous receipts.....		311520-SM						
Miscellaneous receipts.....		311520-M	06/83	209.2	204.9	204.9	-2.1	0.0
Secondary products.....		311520-S	06/83	172.4	169.3	174.4	3.8	3.0
Animal slaughtering & processing.....	31161		12/84	209.4	197.0	191.5	5.5	-2.8
Animal, except poultry, slaughtering.....	311611		12/80	236.7	216.8	208.6	6.5	-3.8
Primary products.....		311611-P	12/80	240.2	221.6	212.5	8.1	-4.1
Pork, not canned or made into sausage, slaughtering plants.....		311611-A	12/80	216.9	154.7	140.5	-15.0	-9.2
Lard, made in slaughtering plants.....		311611-D	12/80	416.3	292.1	247.7	-16.3	-15.2
Pork, processed, not made into sausage, slaughtering plants.....		311611-G	12/80	219.3	209.7	207.4	11.6	-1.1
Sausage/similar products, exc. canned, slaughtering plants.....		311611-J	12/80	219.8	165.1	178.8	1.3	8.3
Hides, skins, and pelts, made in slaughtering plants.....		311611-Q	12/80	278.9	266.7	259.4	1.1	-2.7
Miscellaneous byproducts of slaughtering plants.....		311611-R	12/80	346.8	346.2	324.4	-6.5	-6.3
Beef, not canned or made into sausage, slaughtering plants.....		311611-1	12/80	244.2	247.5	239.1	19.1	-3.4
Beef, fresh/frozen whole/half carcass, slaughtering plants.....		311611-10	12/80	240.7	248.6	241.3	12.4	-2.9
Beef, fresh/frozen variety meats/other meats, slaughtering.....		311611-16	12/80	218.9	230.7	212.4	11.3	-7.9
Beef, fresh/frozen, primal and subprimal cut, slaughtering.....		311611-17	12/95	220.2	222.4	215.2	20.2	-3.2
Veal, not canned or made into sausage, slaughtering plants.....		311611-4	01/89	138.4	144.4	144.3	16.8	-0.1
Lamb/mutton, not canned/made into sausage, slaughtering.....		311611-7	12/95	200.9	222.7	221.4	11.2	-0.6
Secondary products and miscellaneous receipts.....		311611-SM						
Secondary products.....		311611-S	12/80	134.2	127.3	118.7	-9.6	-6.8
Meat processed from carcasses.....	311612		12/82	201.3	188.1	185.2	4.9	-1.5
Primary products.....		311612-P	12/82	196.2	183.4	180.3	5.1	-1.7
Other processed, frozen, or cooked meats, made from purchased carcasses.....		311612-A	12/82	212.4	193.7	190.3	6.1	-1.8
Boxed meat (beef, pork, lamb, etc.), made from purchased carcasses.....		311612-A1	06/08	145.5	118.4	109.6	-7.2	-7.4
Frozen ground meat patties, made from purchased carcasses.....		311612-A2	12/88	244.5	243.9	255.2	29.5	4.6
Frozen portion control meats, made from purchased carcasses.....		311612-A3	12/88	160.5	145.3	144.4	-7.9	-0.6
Pork rind pellets (incl cracklings), oth proc, froz or cooked meats & collagen sausage casings.....		311612-A4	12/88	169.0	164.3	162.7	9.0	-1.0
Pork, processed or cured, not canned or made into sausage, mfpc.....		311612-1	12/82	158.7	150.3	145.5	-0.2	-3.2
Smoked hams and picnics, except canned, made from purchased carcasses.....		311612-12	06/08	142.6	138.1	131.2	5.7	-5.0
Smoked sliced bacon, made from purchased carcasses.....		311612-14	06/08	150.0	138.3	133.4	-8.7	-3.5
Other smoked pork, not canned or made into sausage, made from purchased carcasses.....		311612-15	06/08	133.4	115.0	108.2	-12.4	-5.9
Boiled ham, barbecue pork, and other cooked pork, except canned meats and sausage, mfpc.....		311612-16	06/08	120.2	112.7	112.7	2.0	0.0
Sausage and similar products, except canned, made from purchased carcasses...		311612-4	12/82	201.0	195.7	192.7	6.7	-1.5
Fresh sausage (pork sausage, breakfast links, etc.), except canned, mfpc.....		311612-41	12/82	227.3	212.2	204.3	6.2	-3.7

See footnotes at end of table.

Table 11. Producer price indexes for the net output of selected industries and their products, not seasonally adjusted — Continued

Industry and product ¹	Industry code	Product code	Index base	Index			Percent change to Feb. 2015 from:	
				Oct. 2014 ²	Jan. 2015 ²	Feb. 2015 ²	Feb. 2014	Jan. 2015
Meat processed from carcasses - Continued								
Dry or semidry sausage (salami, cervelat, pepperoni, summer sausage, pork roll, etc), mfpc.....		311612-42	12/82	197.0	189.0	185.7	13.1	-1.7
Frankfurters, including wieners, except canned, made from purchased carcasses.....		311612-43	12/82	213.3	214.7	213.4	-1.2	-0.6
Other sausage (smoked or cooked) & jellied goods & similar preparations, except canned, mfpc.....		311612-44	12/82	182.9	181.9	181.4	7.4	-0.3
Secondary products and miscellaneous receipts.....		311612-SM						
Miscellaneous receipts.....		311612-M	12/82	250.0	215.3	214.1	2.4	-0.6
Secondary products.....		311612-S	12/82	188.4	188.1	187.9	4.9	-0.1
Rendering and meat byproduct processing.....	311613		12/82	293.8	279.5	252.4	-17.5	-9.7
Primary products.....		311613-P	12/82	292.1	276.1	250.4	-17.7	-9.3
Lard, inedible tallow, and other greases, excluding wool grease.....		311613-2	12/82	242.3	243.7	227.2	-9.2	-6.8
Animal and marine feed and fertilizer byproducts.....		311613-5	12/82	267.7	249.0	224.1	-19.8	-10.0
Meat and bone meal.....		311613-51	12/82	194.4	191.7	177.3	-11.8	-7.5
Animal and marine feed and fertilizer byproducts, except meat and bone meal..		311613-52	12/82	366.5	331.7	294.5	-23.4	-11.2
Secondary products and miscellaneous receipts.....		311613-SM						
Poultry processing.....	311615		12/81	183.3	180.9	177.9	7.1	-1.7
Primary products.....		311615-P	12/81	186.7	184.4	181.3	7.7	-1.7
Other poultry and small game (including frozen), whole, and parts.....		311615-A	12/90	161.5	154.4	153.1	7.9	-0.8
Processed poultry and small game (except soups), containing 20 percent or more poultry or meat.....		311615-D	12/81	162.4	161.4	159.7	6.0	-1.1
Young chickens, including bulk, chilled, frozen, whole, and in parts.....		311615-1	12/81	198.5	197.1	194.4	9.5	-1.4
Turkeys (including frozen, whole, and parts).....		311615-7	12/81	195.0	184.2	175.6	1.6	-4.7
Secondary products and miscellaneous receipts.....		311615-SM						
Secondary products.....		311615-S	12/81	70.5	67.0	62.6	-19.2	-6.6
Seafood product preparation & packaging.....	3117		12/03	145.5	146.6	145.9	1.8	-0.5
Seafood product preparation and packaging.....	31171		12/03	145.5	146.6	145.9	1.8	-0.5
Seafood product preparation and packaging.....	311710		12/11	101.8	102.6	102.2	1.9	-0.4
Primary products.....		311710-P	12/11	102.2	103.3	102.7	2.8	-0.6
Seafood canning.....		311710-1	12/84	173.3	173.7	173.5	-4.5	-0.1
Fresh and frozen seafood processing.....		311710-2	12/82	241.3	244.1	242.5	3.4	-0.7
Prepared fresh fish/seafood, inc. surimi/surimi-based products.....		311710-21	12/82	315.4	315.5	315.1	-0.6	-0.1
Prepared frozen fish.....		311710-22	12/82	247.3	248.6	246.4	2.7	-0.9
Prepared frozen shellfish.....		311710-23	12/96	150.7	148.7	146.1	-4.1	-1.7
Other prepared fresh and frozen seafood.....		311710-24	12/96	168.1	182.6	183.4	27.5	0.4
Secondary products & miscellaneous receipts.....		311710-SM						
Secondary products.....		311710-S	12/82	124.6	-	128.6	-	-
Bakeries & tortilla mfg.....	3118		12/03	141.6	142.5	142.8	2.1	0.2
Bread & bakery product mfg.....	31181		12/03	146.2	146.9	147.2	2.6	0.2
Retail bakeries.....	311811		12/03	144.2	144.9	145.1	2.5	0.1
Primary products.....		311811-P	12/99	158.1	159.1	159.3	2.1	0.1
Retail bakery products.....		311811-0	12/99	158.1	159.1	159.3	2.1	0.1
Secondary products and miscellaneous receipts.....		311811-SM						
Miscellaneous receipts.....		311811-M	06/07	152.8	152.8	152.8	5.7	0.0
Secondary products.....		311811-S	06/07	157.0	156.8	157.5	-	0.4
Commercial bakeries.....	311812		06/80	329.6	331.5	332.5	3.1	0.3
Primary products.....		311812-P	06/80	333.5	335.7	336.9	3.0	0.4
Pies (fruit, cream, and custard), excluding frozen.....		311812-A	06/80	387.5	382.3	388.4	3.8	1.6
Other sweet goods, excluding frozen.....		311812-D	06/80	300.9	303.6	303.0	1.5	-0.2
Bread (white, wheat, rye, etc.), including frozen.....		311812-1	06/80	337.3	340.4	340.2	2.3	-0.1
White pan bread.....		311812-11Y	12/11	105.0	105.5	105.9	3.0	0.4
White hearth bread (French, Italian, etc.).....		311812-12Y	12/11	106.7	106.6	106.2	0.3	-0.4
Dark wheat breads (whole wheat, cracked wheat, multigrain, etc.).....		311812-13Y	12/11	107.0	109.0	107.9	2.8	-1.0
Other variety breads (rye, unleavened, muffin, bagel, croissant).....		311812-14Y	12/11	104.3	105.9	106.2	2.0	0.3
Rolls, bread-type (including muffins, bagels, and croissants).....		311812-5	06/80	321.7	323.6	327.4	3.6	1.2
Rolls, hamburger and wiener.....		311812-51	12/11	111.1	112.3	112.1	2.9	-0.2
All other rolls, bread-type (incl. muffins, bagels, & croissants).....		311812-52	12/11	107.3	107.2	110.5	4.4	3.1
Soft cakes, excluding frozen.....		311812-7	06/80	370.0	369.8	370.8	5.4	0.3
Secondary products and miscellaneous receipts.....		311812-SM						
Miscellaneous receipts.....		311812-M	06/80	331.1	331.3	331.1	4.4	-0.1
Secondary products.....		311812-S	06/80	236.8	236.5	236.3	2.3	-0.1
Frozen cakes and other pastries manufacturing.....	311813		06/91	190.8	190.7	190.5	0.5	-0.1
Primary products.....		311813-P	12/82	269.3	269.1	269.0	0.6	0.0
Frozen bakery product manufacturing.....		311813-0	12/82	269.3	269.1	269.0	0.6	0.0
Secondary products and miscellaneous receipts.....		311813-SM						

See footnotes at end of table.

Table 11. Producer price indexes for the net output of selected industries and their products, not seasonally adjusted — Continued

Industry and product ¹	Industry code	Product code	Index base	Index			Percent change to Feb. 2015 from:	
				Oct. 2014 ²	Jan. 2015 ²	Feb. 2015 ²	Feb. 2014	Jan. 2015
Cookie, cracker & pasta mfg.	31182		12/03	134.3	135.2	136.0	1.4	0.6
Cookie and cracker manufacturing.	311821		06/83	231.7	231.8	231.8	0.2	0.0
Primary products.		311821-P	06/83	231.6	231.6	231.5	0.1	0.0
Crackers, biscuits, and related products.		311821-2	06/83	250.5	250.3	250.3	0.2	0.0
Crackers, biscuits, and related products.		311821-25Z	01/12	101.2	101.1	101.1	0.3	0.0
Cookies, wafers, and ice cream cones and cups (excluding frozen).		311821-4	06/83	216.6	216.7	216.7	0.0	0.0
Secondary products and miscellaneous receipts.		311821-SM						
Dry pasta, dough, and flour mixes manufacturing from purchased flour.	311824		06/85	191.7	194.7	197.0	2.8	1.2
Primary products.		311824-P	12/11	100.7	101.7	103.1	2.5	1.4
Prepared flour mixes (incl refrigerated & frozen doughs & batters) made from purchased flour.		311824-2	06/85	181.8	182.1	183.0	0.6	0.5
Cake mixes, including gingerbread, made from purchased flour.		311824-21	06/92	132.5	132.5	132.5	0.0	0.0
Flour mixes (refrigerated & frozen doughs & batters), ex cake mixes, made from purchased flour.		311824-22	06/85	174.1	174.4	175.3	0.6	0.5
Dry macaroni, spaghetti, and egg noodle products, made from purchased flour.		311824-3	06/85	203.1	211.1	219.2	8.5	3.8
Secondary products and miscellaneous receipts.		311824-SM						
Secondary products.		311824-S	06/85	242.1	246.5	246.7	0.7	0.1
Tortilla mfg.	31183		12/03	135.4	137.8	136.1	1.9	-1.2
Tortilla manufacturing.	311830		12/03	135.4	137.8	136.1	1.9	-1.2
Primary products.		311830-P	06/91	163.5	167.3	164.6	1.5	-1.6
Tortillas, sold in bulk or packages, excluding frozen or canned.		311830-0	06/91	163.5	167.3	164.6	1.5	-1.6
Secondary products and miscellaneous receipts.		311830-SM						
Secondary products.		311830-S	12/03	155.2	155.0	155.1	7.5	0.1
Other food manufacturing.	3119		12/03	141.1	140.1	140.6	2.3	0.4
Snack food mfg.	31191		12/03	148.7	148.9	149.0	1.2	0.1
Roasted nuts and peanut butter manufacturing.	311911		12/03	148.2	148.6	148.7	1.0	0.1
Primary products.		311911-P	12/03	148.9	149.3	149.5	1.2	0.1
Nuts and seeds (salted, roasted, cooked, or blanched).		311911-1	06/91	193.5	194.2	194.5	2.8	0.2
Nuts (salted, roasted, cooked, or blanched), sold in bulk.		311911-11	06/91	252.7	253.9	255.1	11.6	0.5
Canned nuts (salted, roasted, cooked, or blanched).		311911-12	06/91	133.3	133.3	133.3	0.7	0.0
All other packaged nuts, and all seeds (salted, roasted, cooked, or blanched).		311911-13	06/91	267.6	275.4	276.7	5.0	0.5
Peanut butter.		311911-4	12/85	195.5	195.5	195.5	-7.8	0.0
Secondary products and miscellaneous receipts.		311911-SM						
Other snack food manufacturing.	311919		06/91	184.3	184.5	184.5	1.2	0.0
Primary products.		311919-P	12/85	212.4	212.7	212.7	1.2	0.0
Potato chips and sticks, plain and flavored.		311919-1	12/85	222.4	222.8	222.8	3.2	0.0
Corn chips and related products.		311919-4	12/85	187.3	187.3	187.3	-0.3	0.0
Other chips, sticks, excluding crackers, soft pretzels, and nuts.		311919-7	12/03	148.6	148.8	148.8	0.3	0.0
Secondary products and miscellaneous receipts.		311919-SM						
Coffee & tea mfg.	31192		12/03	150.7	154.7	153.3	7.7	-0.9
Coffee and tea manufacturing.	311920		06/81	210.8	216.3	214.4	7.8	-0.9
Primary products.		311920-P	06/81	199.7	205.1	202.5	8.1	-1.3
Roasted coffee.		311920-1	06/81	210.7	217.2	214.1	9.9	-1.4
Coffee, concentrated, including coffee substitutes.		311920-5	06/81	178.5	178.5	178.5	0.0	0.0
Tea in consumer packages.		311920-7	12/85	147.6	151.0	149.4	-0.7	-1.1
Secondary products and miscellaneous receipts.		311920-SM						
Miscellaneous receipts.		311920-M	12/00	165.2	168.5	179.6	7.2	6.6
Secondary products.		311920-S	06/81	325.9	326.5	326.7	2.0	0.1
Flavoring syrup & concentrate mfg.	31193		12/03	119.9	119.5	119.8	0.6	0.3
Flavoring syrup and concentrate manufacturing.	311930		12/85	177.9	177.2	177.7	0.6	0.3
Primary products.		311930-P	12/85	184.7	184.2	184.7	0.6	0.3
Liquid beverage bases, excluding use by soft drink bottlers.		311930-1	12/85	180.6	180.6	180.6	-0.3	0.0
Liquid beverage bases, for sale by soft drink bottlers.		311930-4	12/85	237.4	238.4	238.4	1.1	0.0
Other flavoring agents (except chocolate syrups).		311930-8	12/85	125.8	125.0	125.6	0.5	0.5
Secondary products and miscellaneous receipts.		311930-SM						
Miscellaneous receipts.		311930-M	12/85	122.3	124.5	—	—	—
Secondary products.		311930-S	06/07	128.1	122.4	122.9	-4.1	0.4
Seasoning & dressing mfg.	31194		12/03	135.8	137.0	136.5	0.8	-0.4
Mayonnaise, dressing, and sauce manufacturing.	311941		12/03	136.8	136.9	136.4	-0.2	-0.4
Primary products.		311941-P	06/81	247.6	247.9	247.1	-0.2	-0.3
Vinegar and cider.		311941-1	12/85	143.1	143.3	143.3	-1.8	0.0
Prepared sauces, excluding tomato.		311941-4	06/81	200.1	200.2	200.4	1.2	0.1
Mayonnaise, salad dressings, and sandwich spreads.		311941-7	06/81	259.8	260.2	258.6	-1.0	-0.6
Mayonnaise, salad dressings other than pourable, and sandwich spreads.		311941-75	06/07	135.5	135.5	134.2	-1.8	-1.0
Pourable type salad dressing.		311941-76	06/07	127.9	128.4	128.2	0.2	-0.2

See footnotes at end of table.

Table 11. Producer price indexes for the net output of selected industries and their products, not seasonally adjusted — Continued

Industry and product ¹	Industry code	Product code	Index base	Index			Percent change to Feb. 2015 from:	
				Oct. 2014 ²	Jan. 2015 ²	Feb. 2015 ²	Feb. 2014	Jan. 2015
Mayonnaise, dressing, and sauce manufacturing - Continued								
Secondary products and miscellaneous receipts.....		311941-SM						
Miscellaneous receipts.....		311941-M	06/94	133.2	133.2	133.2	0.0	0.0
Secondary products.....		311941-S	06/81	201.4	201.3	199.4	0.1	-0.9
Spice and extract manufacturing.....	311942		12/03	132.6	134.8	134.4	1.7	-0.3
Primary products.....		311942-P	12/03	133.8	136.2	136.5	2.4	0.2
Table salt (evaporated), pepper (white and black), and other spices.....		311942-1	06/85	207.8	212.1	214.0	3.3	0.9
Flavoring extracts, emulsions, and other liquid flavors and food colorings (except synthetic).....		311942-5	12/85	196.0	201.6	199.4	2.3	-1.1
Dry mix food preparations.....		311942-7	06/91	139.7	139.8	141.7	1.6	1.4
Secondary products and miscellaneous receipts.....		311942-SM						
Miscellaneous receipts.....		311942-M	12/03	132.1	132.1	117.5	-11.1	-11.1
Secondary products.....		311942-S	12/03	122.8	123.5	123.5	1.3	0.0
All other food mfg.....	31199		12/03	140.7	134.3	136.9	3.2	1.9
Perishable prepared food manufacturing.....	311991		12/03	127.9	128.4	130.3	6.7	1.5
Primary products.....		311991-P	12/85	184.2	185.0	188.3	4.3	1.8
Perishable prepared food.....		311991-0	12/85	184.2	185.0	188.3	4.3	1.8
Secondary products and miscellaneous receipts.....		311991-SM						
Secondary products.....		311991-S	12/03	124.6	125.3	124.3	12.0	-0.8
All other miscellaneous food manufacturing.....	311999		12/03	149.3	137.3	140.4	0.7	2.3
Primary products.....		311999-P	12/03	148.7	134.9	138.6	0.9	2.7
Secondary products and miscellaneous receipts.....		311999-SM						
Secondary products.....		311999-S	12/03	124.5	123.6	123.8	-1.7	0.2
Beverage & tobacco mfg.....	312		12/03	138.0	139.8	140.3	2.2	0.4
Beverage mfg.....	3121		12/84	182.3	183.7	184.6	1.0	0.5
Soft drink & ice mfg.....	31211		12/03	125.8	127.4	128.2	1.1	0.6
Soft drink manufacturing.....	312111		06/81	206.3	209.6	211.1	1.5	0.7
Primary products.....		312111-P	06/81	209.9	212.9	214.2	1.4	0.6
Soft drinks, non-carbonated.....		312111-A	12/00	145.7	149.2	150.9	2.0	1.1
Soft drinks, bottled, canned, glass, plastic, carbonated.....		312111-2	12/11	104.3	105.3	105.8	1.2	0.5
Secondary products and miscellaneous receipts.....		312111-SM						
Miscellaneous receipts.....		312111-M	06/81	165.4	171.6	174.3	0.6	1.6
Secondary products.....		312111-S	06/81	248.1	251.8	254.1	5.3	0.9
Bottled water manufacturing.....	312112		12/03	93.0	91.1	91.3	-3.5	0.2
Primary products.....		312112-P	12/03	91.6	89.6	89.8	-3.8	0.2
Bottled water.....		312112-0	12/00	90.0	88.0	88.1	-3.9	0.1
Secondary products and miscellaneous receipts.....		312112-SM						
Ice manufacturing.....	312113		12/85	208.8	208.8	208.9	2.9	0.0
Primary products.....		312113-P	12/85	199.7	199.7	199.7	3.0	0.0
Ice.....		312113-0	12/03	133.8	133.8	133.8	3.0	0.0
Secondary products and miscellaneous receipts.....		312113-SM						
Miscellaneous receipts.....		312113-M	08/98	104.4	-	-	-	-
Breweries.....	31212		12/03	133.4	134.1	134.9	1.3	0.6
Breweries.....	312120		06/82	200.2	201.1	202.3	1.3	0.6
Primary products.....		312120-P	06/82	201.6	202.3	203.6	1.3	0.6
Canned beer and ale case goods.....		312120-1	06/82	216.3	216.7	-	-	-
Bottled beer and ale case goods.....		312120-4Z	06/82	170.5	171.4	174.1	2.9	1.6
Beer and ale in barrels and kegs.....		312120-7	06/82	269.7	271.4	276.1	3.3	1.7
All other malt beverages and brewing products.....		312120-9	06/82	156.1	158.4	150.6	-3.4	-4.9
Secondary products and miscellaneous receipts.....		312120-SM						
Miscellaneous receipts.....		312120-M	12/02	129.4	131.5	131.5	1.6	0.0
Secondary products.....		312120-S	12/03	119.1	120.9	120.8	0.0	-0.1
Wineries.....	31213		12/03	120.2	120.3	120.3	0.3	0.0
Wineries.....	312130		12/83	167.1	167.2	167.2	0.4	0.0
Primary products.....		312130-P	12/83	170.3	170.4	170.4	0.7	0.0
Wines, brandy, and brandy spirits.....		312130-0	12/98	121.6	121.7	121.7	0.7	0.0
Other wines, brandy, and brandy spirits.....		312130-0B	06/06	104.9	105.0	105.0	3.2	0.0
Wines, white, red & rose grape, and other fruit, 14 percent or less alcohol.....		312130-08	12/11	103.3	103.3	103.3	0.1	0.0
Wines, white grape, 14 percent or less alcohol content.....		312130-0811	12/83	149.7	149.7	149.7	-	0.0
Wines, red grape, 14 percent or less alcohol content.....		312130-0821	12/83	199.0	199.1	199.1	-	0.0
Wines, rose grape & other fruits & berries, 14 percent or less alcohol.....		312130-0831	12/11	125.2	125.3	125.3	-	0.0
Wines, dessert, effervescent, and wine coolers.....		312130-09	12/11	101.6	101.6	101.6	0.9	0.0
Wines, dessert, excluding specialties.....		312130-0911	12/11	110.9	110.9	110.9	-	0.0
Wines, effervescent, including sparkling (carbonated), wine coolers.....		312130-0921	12/11	100.1	100.1	100.1	-	0.0

See footnotes at end of table.

Table 11. Producer price indexes for the net output of selected industries and their products, not seasonally adjusted — Continued

Industry and product ¹	Industry code	Product code	Index base	Index			Percent change to Feb. 2015 from:	
				Oct. 2014 ²	Jan. 2015 ²	Feb. 2015 ²	Feb. 2014	Jan. 2015
Wineries - Continued								
Secondary products and miscellaneous receipts.....		312130-SM						
Miscellaneous receipts.....		312130-M	12/91	147.3	147.3	147.3	-4.4	0.0
Distilleries.....	31214		12/03	119.4	119.1	118.9	0.3	-0.2
Distilleries.....	312140		06/83	196.5	196.1	195.7	0.3	-0.2
Primary products.....		312140-P	06/83	191.6	191.9	191.4	0.0	-0.3
Distilled liquor, except brandy.....		312140-2	07/98	99.4	99.5	99.0	0.6	-0.5
Distilled whiskey, all other distilled liquor, excluding brandy.....		312140-22	12/11	106.2	106.3	105.8	0.6	-0.5
Bottled liquor, except brandy.....		312140-4	06/83	192.3	192.6	192.4	-0.2	-0.1
Bottled whiskey.....		312140-4B	06/12	100.6	100.9	100.6	0.6	-0.3
Bottled gin, vodka, rum, cordials, cocktails, and similiar compounds.....		312140-4C	06/12	101.7	101.8	101.8	0.5	0.0
All other bottled liquor, except brandy.....		312140-4D	06/12	97.5	97.5	-	-	-
Secondary products and miscellaneous receipts.....		312140-SM						
Tobacco mfg.....	3122		12/84	609.3	623.2	623.2	4.3	0.0
Tobacco manufacturing.....	31223		12/82	667.1	682.4	682.3	4.3	0.0
Tobacco manufacturing.....	312230		12/11	111.2	113.7	113.7	4.3	0.0
Primary products.....		312230-P	12/11	112.2	115.0	114.9	4.7	-0.1
Tobacco stemming and redrying.....		312230-0	06/84	119.4	119.3	120.0	0.4	0.6
Tobacco, unstemmed leaf, redried before packing.....		312230-01	12/03	111.3	111.0	112.0	0.3	0.9
Tobacco, stemmed.....		312230-04	06/84	131.0	-	-	-	-
Cigarettes, including nontobacco.....		312230-1	12/82	695.8	713.1	712.5	4.7	-0.1
Other tobacco products.....		312230-9	12/03	153.6	158.9	158.0	5.6	-0.6
Cigars.....		312230-91	12/82	537.9	588.7	576.5	7.7	-2.1
Chewing and smoking tobacco.....		312230-94	12/82	584.4	595.2	594.0	5.5	-0.2
Secondary products and miscellaneous receipts.....		312230-SM						
Textile mills.....	313		12/03	129.9	129.1	128.9	-0.7	-0.2
Fiber, yarn, and thread mills.....	3131		12/84	136.9	133.0	133.2	-3.5	0.2
Fiber, yarn, and thread mills.....	31311		12/84	136.9	133.0	133.2	-3.5	0.2
Fiber, yarn, and thread mills.....	313110		12/11	95.3	92.6	92.7	-3.5	0.1
Primary products.....		313110-P	12/11	95.0	92.2	92.3	-3.7	0.1
Spun yarns.....		313110-1	12/82	119.5	113.5	113.9	-6.7	0.4
Carded cotton yarns.....		313110-11	12/82	91.1	81.4	82.8	-13.9	1.7
Spun noncellulosic fiber and other natural fiber yarns.....		313110-16	12/96	129.0	128.4	128.0	-1.1	-0.3
Greige polyester spun yarn.....		313110-161	06/08	102.6	103.9	103.4	0.0	-0.5
Other greige spun noncellulosic fibers and other natural fiber yarns.....		313110-163	12/96	142.0	139.7	138.7	-2.4	-0.7
Other noncell. fibers & other natural yarns, spun & finished in the same est....		313110-165	12/11	98.2	97.4	97.6	-0.6	0.2
Wool yarns, including new, reused, and reprocessed wool.....		313110-19	12/96	168.2	168.2	-	-	-
Textured and twisted yarn.....		313110-2	12/82	172.2	171.2	171.3	0.2	0.1
Textured/crimped/bulked filament yarns, incl. stretch yarn, made from purchased filament yarn.....		313110-25	12/82	185.0	183.9	183.9	-0.1	0.0
Commission receipts for throwing, texturing, or winding filament yarns.....		313110-28	12/82	137.2	-	137.2	-1.6	-
Thread.....		313110-3	06/84	246.5	246.5	246.6	1.6	0.0
Secondary products and miscellaneous receipts.....		313110-SM						
Miscellaneous receipts.....		313110-M	12/11	112.2	112.4	-	-	-
Fabric mills.....	3132		12/03	128.8	128.9	128.3	-0.1	-0.5
Broadwoven fabric mills.....	31321		12/03	133.4	132.7	132.4	0.0	-0.2
Broadwoven fabric mills.....	313210		12/03	133.4	132.6	132.3	0.0	-0.2
Primary products.....		313210-P	12/03	131.8	131.0	130.7	-0.2	-0.2
Greige manmade fiber broadwoven fabrics.....		313210-F	06/11	99.3	99.5	99.5	1.6	0.0
Greige manmade fiber broadwoven fabrics, comb. of spun and filament yarns (exc. wool blends).....		313210-FA	04/85	123.2	124.4	124.2	1.8	-0.2
Greige manmade fiber broadwoven fabrics 85 pct. or more filament yarns, rayon/acetate/lyocell.....		313210-FE	12/04	110.6	111.8	111.4	4.9	-0.4
Greige manmade fiber broadwoven fabrics 85 pct or more filament yarn exc rayon/acetate/lyocell.....		313210-FG	06/81	140.3	141.4	141.6	1.1	0.1
Greige manmade fiber broadwoven plain weave fabrics 85 pct. or more spun yarns (exc pile/wool).....		313210-FH	06/87	100.7	100.6	100.5	1.9	-0.1
Greige manmade fiber broadwoven twill fabrics, 85 pct or more spun yarns (exc pile/wool blend).....		313210-FJ	06/87	146.6	145.6	145.6	2.0	0.0
Finished manmade/natural fiber (exc. cotton/wool) broadwoven fabrics, finished in weaving mills.....		313210-K	06/81	169.4	168.8	167.0	-1.1	-1.1
Fabricated textile products, made in weaving mills.....		313210-W	12/06	143.5	142.9	142.9	-0.3	0.0
Greige and finished wool broadwoven fabrics and felts.....		313210-X	06/11	109.1	110.2	110.2	1.0	0.0
Greige cotton broadwoven fabrics.....		313210-2	06/11	79.9	76.6	76.6	-5.2	0.0
Finished cotton broadwoven fabrics, finished in weaving mills.....		313210-9	12/80	137.6	135.0	134.4	-2.6	-0.4
Secondary products and miscellaneous receipts.....		313210-SM						

See footnotes at end of table.

Table 11. Producer price indexes for the net output of selected industries and their products, not seasonally adjusted — Continued

Industry and product ¹	Industry code	Product code	Index base	Index			Percent change to Feb. 2015 from:	
				Oct. 2014 ²	Jan. 2015 ²	Feb. 2015 ²	Feb. 2014	Jan. 2015
Broadwoven fabric mills - Continued								
Miscellaneous receipts.....		313210-M	12/04	109.8	109.8	109.8	3.0	0.0
Narrow fabric mills and schiffli embroidery.....	31322		06/84	165.5	165.3	167.2	6.5	1.1
Narrow fabric mills and schiffli machine embroidery.....	313220		06/84	167.8	167.7	169.5	6.5	1.1
Primary products.....		313220-P	06/84	170.6	170.8	172.8	7.1	1.2
Narrow fabrics.....		313220-1	06/84	171.6	171.8	173.9	7.5	1.2
Woven narrow fabrics (12 inches or less in width).....		313220-11	06/84	170.7	170.8	173.6	8.6	1.6
Woven elastic narrow fabrics (12 inches or less in width).....		313220-111	12/08	173.6	—	—	—	—
Woven nonelastic labels, ribbons, and tape.....		313220-112	12/08	118.9	118.9	120.5	3.1	1.3
Woven nonelastic narrow fabrics and webbing, excluding labels, woven edge ribbons, and tape.....		313220-113	12/08	110.5	110.5	113.8	3.4	3.0
Braided narrow fabrics (12 inches or less in width).....		313220-13	06/84	209.8	210.9	210.2	7.4	-0.3
Schiffli machine embroideries.....		313220-3	06/85	164.5	164.5	164.5	0.0	0.0
Secondary products and miscellaneous receipts.....		313220-SM						
Secondary products.....		313220-S	06/84	159.2	154.4	156.3	4.3	1.2
Nonwoven fabric mills.....	31323		12/03	123.6	124.5	123.2	-1.5	-1.0
Nonwoven fabric mills.....	313230		12/85	147.7	148.8	147.2	-1.5	-1.1
Primary products.....		313230-P	12/85	152.6	152.9	151.1	-1.2	-1.2
Nonwoven fabrics.....		313230-1	12/85	152.7	152.7	150.8	-1.3	-1.2
Pressed, punched, or needled felts (except hats).....		313230-5	12/85	153.4	157.5	156.7	0.4	-0.5
Secondary products and miscellaneous receipts.....		313230-SM						
Secondary products.....		313230-S	06/86	136.2	135.8	—	—	—
Knit fabric mills.....	31324		12/03	121.0	121.5	121.5	1.5	0.0
Knit fabric mills.....	313240		12/11	101.8	102.2	102.2	1.5	0.0
Primary products.....		313240-P	12/11	101.7	102.2	102.1	1.5	-0.1
Weft knit fabrics.....		313240-1	06/81	126.3	127.2	127.2	0.6	0.0
Greige weft (circular) knit fabrics (excluding hosiery).....		313240-11	06/81	165.7	165.7	—	—	—
Finished weft (circular) knit fabrics (excluding hosiery).....		313240-13	12/94	108.5	109.7	109.7	0.8	0.0
Nonapparel items & commission receipts for knitting/finishing weft knit fabrics (excl hosiery).....		313240-16	06/81	102.5	103.3	103.3	2.3	0.0
Other knit fabrics and laces.....		313240-9	06/81	128.6	128.8	128.7	2.5	-0.1
Greige warp knit fabrics.....		313240-91	06/81	156.6	157.0	—	—	—
Finished warp knit fabrics.....		313240-93	12/03	102.3	102.3	102.1	3.2	-0.2
Contract/commission receipts for knitting and/or finishing warp knit fabrics, lace or net goods.....		313240-97	12/03	107.9	108.7	108.7	0.7	0.0
Textile and fabric finishing mills.....	3133		12/03	130.4	130.5	130.6	0.6	0.1
Textile and fabric finishing mills.....	31331		12/03	127.6	127.9	127.8	0.6	-0.1
Textile and fabric finishing mills.....	313310		12/11	100.7	100.9	100.9	0.7	0.0
Primary products.....		313310-P	12/11	100.4	100.6	100.6	0.5	0.0
Finished broadwoven fabrics, finished in finishing mills.....		313310-1	12/03	136.9	137.4	137.4	0.9	0.0
Finished cotton broadwoven fabrics, finished in finishing mills.....		313310-11	06/84	169.4	169.4	169.4	-0.6	0.0
Other finished broadwoven fabrics (excl. cotton and wool), finished in finishing mills.....		313310-15	06/84	178.3	178.3	178.3	-0.1	0.0
Other commission finishing of broadwoven fabrics (excl. cotton & wool).....		313310-17	06/84	197.2	198.9	198.9	4.0	0.0
Other finished textiles and fabrics, finished in finishing mills.....		313310-2	12/03	111.8	111.8	111.8	0.0	0.0
Secondary products and miscellaneous receipts.....		313310-SM						
Fabric coating mills.....	31332		12/03	142.8	142.7	143.0	0.5	0.2
Fabric coating mills.....	313320		06/85	201.6	201.5	202.0	0.5	0.2
Primary products.....		313320-P	06/85	199.6	199.5	200.0	0.6	0.3
Vinyl coated fabrics, including expanded vinyl coated.....		313320-1	06/85	202.2	202.9	203.6	0.7	0.3
Rubber coated fabrics and garments.....		313320-4	12/03	151.3	151.2	151.1	-0.1	-0.1
Other coated or laminated fabrics and coated yarns, incl. impregnated.....		313320-5	06/06	119.1	118.8	119.0	0.6	0.2
Secondary products and miscellaneous receipts.....		313320-SM						
Miscellaneous receipts.....		313320-M	12/92	—	—	178.9	—	—
Secondary products.....		313320-S	06/85	184.7	184.3	185.0	0.2	0.4
Textile product mills.....	314		12/03	131.8	131.8	132.0	0.4	0.2
Textile furnishings mills.....	3141		12/03	132.8	133.0	133.3	0.5	0.2
Carpet and rug mills.....	31411		12/84	166.3	165.5	166.3	0.1	0.5
Carpet and rug mills.....	314110		06/90	152.2	151.4	152.2	0.1	0.5
Primary products.....		314110-P	06/90	153.6	152.8	153.6	0.1	0.5
Carpets and rugs.....		314110-0	06/90	153.6	152.8	153.6	0.1	0.5
Secondary products and miscellaneous receipts.....		314110-SM						
Miscellaneous receipts.....		314110-M	06/90	138.9	138.9	140.6	—	1.2
Curtain and linen mills.....	31412		12/03	131.3	133.2	132.7	1.3	-0.4

See footnotes at end of table.

Table 11. Producer price indexes for the net output of selected industries and their products, not seasonally adjusted — Continued

Industry and product ¹	Industry code	Product code	Index base	Index			Percent change to Feb. 2015 from:	
				Oct. 2014 ²	Jan. 2015 ²	Feb. 2015 ²	Feb. 2014	Jan. 2015
Curtain and linen mills.....	314120		06/83	153.5	155.8	155.2	1.3	-0.4
Primary products.....		314120-P	06/83	156.4	158.7	157.9	1.1	-0.5
Curtains and draperies.....		314120-1	06/84	165.5	174.4	174.4	5.6	0.0
Other household textile products.....		314120-9	06/83	160.2	161.3	160.4	0.3	-0.6
Bedspreads and bedsets.....		314120-91	06/83	118.4	118.8	118.8	0.6	0.0
Sheets and pillowcases.....		314120-93	06/83	105.7	105.6	105.6	-0.1	0.0
Other household furnishings.....		314120-96	06/83	161.7	163.1	162.0	0.3	-0.7
Secondary products and miscellaneous receipts.....		314120-SM						
Miscellaneous receipts.....		314120-M	06/83	138.3	140.9	140.9	2.4	0.0
Other textile product mills.....	3149		12/03	129.6	129.2	129.3	0.3	0.1
Textile bag and canvas mills.....	31491		12/03	131.3	131.3	131.4	0.3	0.1
Textile bag and canvas mills.....	314910		12/11	109.6	109.5	109.6	0.3	0.1
Primary products.....		314910-P	12/11	110.6	110.5	110.6	0.2	0.1
Textile bags.....		314910-1	12/85	161.5	161.5	161.5	-0.1	0.0
Duffel bags and knapsacks, all materials.....		314910-11	12/02	129.1	129.1	129.1	0.0	0.0
All other textile bags.....		314910-12	12/85	162.9	162.9	162.9	0.0	0.0
Canvas and related products.....		314910-2	12/85	286.4	286.2	286.5	0.3	0.1
Secondary products and miscellaneous receipts.....		314910-SM						
Miscellaneous receipts.....		314910-M	12/11	103.1	103.1	103.1	0.5	0.0
Secondary products.....		314910-S	12/11	104.9	104.8	104.9	0.1	0.1
All other textile product mills.....	31499		12/03	128.0	127.5	127.5	0.2	0.0
Rope, cordage, twine, tire cord, and tire fabric mills.....	314994		12/11	98.4	98.7	98.7	0.9	0.0
Primary products.....		314994-P	12/11	96.8	97.1	97.1	0.9	0.0
Rope, cordage, and twine.....		314994-1	06/85	229.4	229.0	229.5	2.0	0.2
Tire cord and tire fabric.....		314994-2	06/84	133.1	133.9	133.9	0.1	0.0
Secondary products and miscellaneous receipts.....		314994-SM						
Secondary products.....		314994-S	06/12	104.8	105.1	—	—	—
All other miscellaneous textile product mills.....	314999		12/03	121.6	120.8	120.9	0.1	0.1
Primary products.....		314999-P	12/03	121.9	120.8	120.8	-0.2	0.0
Embroideries and embroidery contractors (excluding Schiffl)		314999-6	12/11	105.6	105.6	105.6	0.4	0.0
All other miscellaneous fabricated textile products.....		314999-8	12/03	118.7	117.4	117.5	-0.2	0.1
Fabricated flags, banners, and similar emblems.....		314999-82	12/09	103.0	103.1	103.1	0.3	0.0
Fabricated textile products, incl sleeping bags, parachutes, indust. shop twls and carpet tiles.....		314999-84	12/09	110.6	109.0	109.0	-0.4	0.0
Secondary products and miscellaneous receipts.....		314999-SM						
Miscellaneous receipts.....		314999-M	12/03	130.3	—	—	—	—
Secondary products.....		314999-S	12/03	111.0	112.1	112.1	1.5	0.0
Apparel manufacturing.....	315		12/03	111.0	111.2	111.3	0.6	0.1
Apparel knitting mills.....	3151		12/84	125.8	126.0	126.7	0.7	0.6
Hosiery and sock mills.....	31511		12/84	127.0	127.3	128.4	0.9	0.9
Hosiery and sock mills.....	315110		12/10	107.0	107.2	108.1	0.8	0.8
Primary products.....		315110-P	12/10	104.5	104.2	104.3	-0.5	0.1
Sheer hosiery.....		315110-1	06/84	155.8	—	—	—	—
Women's and girls' sheer finished hosiery, full-length, knee-length, and below the knee.....		315110-11	12/02	114.6	—	—	—	—
Women's and girls' sheer finished pantyhose, including tights, all needle.....		315110-13	06/84	150.8	—	—	—	—
Other hosiery and socks.....		315110-9	06/84	140.7	140.4	140.4	0.2	0.0
Men's finished seamless hosiery and socks (sizes 10 and up).....		315110-91	06/84	165.4	165.4	165.7	0.3	0.2
All other finished hosiery, other than sheer.....		315110-93	06/84	119.4	119.4	119.4	1.2	0.0
Seamless hosiery (except sheer), shipped in the greige.....		315110-95	06/84	108.4	107.4	106.9	-1.4	-0.5
Secondary products and miscellaneous receipts.....		315110-SM						
Secondary products.....		315110-S	12/10	101.8	115.2	115.2	13.2	0.0
Other apparel knitting mills.....	31519		12/06	114.1	114.3	114.2	0.4	-0.1
Other apparel knitting mills.....	315190		12/11	104.0	104.2	104.2	0.5	0.0
Primary products.....		315190-P	12/11	103.0	103.2	103.2	0.3	0.0
Outerwear, made in knitting mills.....		315190-1	12/84	107.4	107.8	—	—	—
Men's and boys' sweaters, made in knitting mills.....		315190-12	12/84	138.9	138.9	—	—	—
Underwear and nightwear, made in knitting mills.....		315190-2	06/82	144.9	145.0	145.0	0.1	0.0
Secondary products and miscellaneous receipts.....		315190-SM						
Secondary products.....		315190-S	12/11	107.7	—	—	—	—
Cut and sew apparel manufacturing.....	3152		12/03	110.1	110.4	110.5	0.7	0.1
Cut and sew apparel contractors.....	31521		12/03	106.6	107.1	107.3	0.9	0.2
Cut and sew apparel contractors.....	315210		12/11	101.6	102.1	102.3	0.9	0.2
Primary products.....		315210-P	12/11	101.5	101.5	101.7	0.6	0.2

See footnotes at end of table.

Table 11. Producer price indexes for the net output of selected industries and their products, not seasonally adjusted — Continued

Industry and product ¹	Industry code	Product code	Index base	Index			Percent change to Feb. 2015 from:	
				Oct. 2014 ²	Jan. 2015 ²	Feb. 2015 ²	Feb. 2014	Jan. 2015
Cut and sew apparel contractors - Continued								
Contract receipts for men's/boys' apparel.....		315210-1	12/03	116.1	116.1	117.3	1.1	1.0
Contract receipts for men's/boys' pants, work apparel, and other outerwear.....		315210-18	06/07	103.8	103.8	—	—	—
Contract receipts for women's/girls'/infants' apparel.....		315210-2	12/03	103.3	103.3	103.3	0.4	0.0
Contract rcpts. women's/girls'/infants' skirts, tailored suits/coats, underwear/nightwear, etc.....		315210-2T	06/07	94.9	94.9	94.9	0.0	0.0
Contract receipts for women's/girls'/infants' shirts and blouses.....		315210-21	06/07	100.0	100.0	100.0	0.3	0.0
Contract receipts for women's/girls'/infants' dresses.....		315210-23	06/07	100.4	100.4	100.4	0.0	0.0
Contract receipts for women's/girls'/infants' nontailored coats, jackets, and other outerwear.....		315210-27	06/07	99.6	—	99.6	0.9	—
Secondary products and miscellaneous receipts.....		315210-SM						
Men's and boys' cut and sew apparel mfg.....	31522		12/03	118.5	118.7	116.4	-0.9	-1.9
Men's and boys' cut and sew apparel manufacturing.....	315220		12/11	107.6	107.8	105.8	-0.8	-1.9
Primary products.....		315220-P	12/11	107.3	107.6	103.9	-2.4	-3.4
Men's and boys' underwear, nightwear, and robes, made from purchased fabrics.....		315220-1	12/03	129.3	129.6	128.7	2.6	-0.7
Men's and boys' suits, coats, and overcoats.....		315220-2	12/80	181.2	181.4	182.1	0.7	0.4
Men's and boys' tailored suits, including dress uniforms (firefighter, military, police, etc.).....		315220-22	06/02	108.9	109.0	109.6	1.0	0.6
Men's and boys' tailored overcoats (incl water-repellent), dress and sport coats, and vests.....		315220-29	12/08	105.0	105.0	105.0	0.0	0.0
Men's and boys' shirts, except work shirts.....		315220-3	06/83	182.7	183.1	157.5	-13.5	-14.0
Men's and boys' knit dress and sport shirts, made from purchased fabrics.....		315220-31	06/83	168.4	169.0	133.7	-20.0	-20.9
Men's and boys' woven dress and sport shirts, made from purchased fabrics.....		315220-33	06/83	166.7	166.7	166.9	-0.4	0.1
Men's and boys' pants, except work pants.....		315220-4	12/81	136.6	136.6	136.6	-0.9	0.0
Men's and boys' separate dress and sport trousers, pants, & slacks, made from purchased fabrics.....		315220-42	12/81	144.4	144.4	144.4	-2.3	0.0
Men's and boys' jeans and jean-cut casual slacks, made from purchased fabrics.....		315220-44	12/81	130.2	—	—	—	—
Men's work clothing.....		315220-5	12/81	151.0	151.6	148.9	0.3	-1.8
Men's work shirts, made from purchased fabrics.....		315220-51	12/81	129.7	134.0	133.2	2.9	-0.6
Men's work clothing and washable service apparel (excluding work shirts), mfp.....		315220-54	12/81	155.8	155.4	152.1	-0.3	-2.1
Men's and boys' other outerwear.....		315220-8	12/83	158.1	159.1	159.4	2.6	0.2
Men's and boys' nontailored coats, jackets, and vests (exc. ski apparel & work jackets), mfp.....		315220-82	12/83	172.7	173.9	174.2	2.7	0.2
Men's and boys' heavyweight nontailored coats, jackets, and vests (exc. ski apparel & work).....		315220-82110	06/07	143.6	145.1	145.3	3.1	0.1
Men's and boys' lightweight nontailored coats, jackets, and vests (exc. ski apparel & work).....		315220-82120	06/07	112.4	112.6	112.9	2.1	0.3
Men's and boys' sweaters, sweatpants, jogging suits, beachwear (exc. swimsuits), & ski apparel.....		315220-86	12/83	160.5	163.5	163.5	2.4	0.0
Secondary products and miscellaneous receipts.....		315220-SM						
Miscellaneous receipts.....		315220-M	12/11	110.3	110.3	110.3	1.3	0.0
Secondary products.....		315220-S	12/11	99.4	99.1	102.5	3.1	3.4
Women's & girls' cut & sew apparel mfg.....	31524		12/03	105.9	106.0	106.9	1.1	0.8
Women's, girls', and infants' cut and sew apparel manufacturing.....	315240		12/11	103.8	103.9	104.7	1.1	0.8
Primary products.....		315240-P	12/11	102.0	102.2	103.6	1.8	1.4
Women's and girls' lingerie and nightwear.....		315240-1	12/03	114.7	116.3	116.2	1.4	-0.1
Women's and girls' underwear, except foundation garments, made from purchased fabrics.....		315240-11	12/03	110.0	110.0	110.0	0.3	0.0
Women's and girls' nightwear, except robes, made from purchased fabrics.....		315240-13	12/03	117.0	117.0	117.0	0.0	0.0
Women's and girls' brassieres, bandeaux, corsets (exc. surgical), girdles, & combinations, mfp.....		315240-17	06/82	163.7	168.0	167.7	2.6	-0.2
Women's and girls' robes and dressing gowns, made from purchased fabrics.....		315240-19	12/03	117.0	117.0	117.0	0.0	0.0
Women's and girls' blouses and shirts.....		315240-2	06/83	143.0	143.2	143.2	0.4	0.0
Women's and girls' knit shirts and blouses, made from purchased fabrics.....		315240-21	06/93	115.7	115.9	115.9	0.8	0.0
Women's and girls' woven shirts and blouses, made from purchased fabrics.....		315240-23	06/83	163.9	164.1	164.1	-0.1	0.0
Women's and girls' dresses, made from purchased fabrics.....		315240-3	12/80	128.7	128.7	135.1	5.1	5.0
Women's and girls' suits, coats, and skirts.....		315240-4	12/82	121.4	121.5	121.5	0.4	0.0
Women's and girls' skirts, made from purchased fabrics.....		315240-46	12/82	124.5	124.6	124.6	0.3	0.0
Women's and girls' tailored jackets and vests, except fur and leather, mfp.....		315240-48	12/98	112.9	112.9	112.9	1.0	0.0
Women's and girls' other outerwear.....		315240-8	06/83	120.1	120.3	120.3	0.1	0.0
Women's and girls' swimwear, made from purchased fabrics.....		315240-8A	12/83	161.6	161.6	161.6	-0.7	0.0
Women's and girls' nontailored coats, jackets, vests, and washable service apparel, mfp.....		315240-8T	06/07	100.2	100.2	100.2	0.1	0.0
Women's and girls' sweaters, including sweater vests, made from purchased fabrics.....		315240-82	12/06	102.1	102.1	102.1	0.0	0.0
Women's and girls' shorts, including tennis skirts, made from purchased fabrics.....		315240-84	06/93	110.5	111.2	—	—	—

See footnotes at end of table.

Table 11. Producer price indexes for the net output of selected industries and their products, not seasonally adjusted — Continued

Industry and product ¹	Industry code	Product code	Index base	Index			Percent change to Feb. 2015 from:	
				Oct. 2014 ²	Jan. 2015 ²	Feb. 2015 ²	Feb. 2014	Jan. 2015
Women's, girls', and infants' cut and sew apparel manufacturing - Continued								
Women's and girls' slacks, jeans, & jean-cut casual slacks (exc. sweatpants), mfpm.....		315240-86	06/83	89.0	89.2	89.2	0.5	0.0
Women's and girls' sweatpants, bodysuits, warm-up suits, rompers, & beachwear (exc. swimwear).....		315240-88	06/07	110.9	110.9	110.9	0.0	0.0
Infants' apparel.....		315240-9	12/03	120.2	121.0	121.0	1.3	0.0
Secondary products and miscellaneous receipts.....		315240-SM						
Miscellaneous receipts.....		315240-M	12/11	106.4	106.4	106.4	0.3	0.0
Secondary products.....		315240-S	12/11	102.3	101.9	102.1	-1.6	0.2
Other cut and sew apparel manufacturing.....	31528		12/03	129.3	129.7	129.7	1.5	0.0
Other cut and sew apparel manufacturing.....	315280		12/03	127.2	127.5	127.6	1.5	0.1
Primary products.....		315280-P	12/03	130.4	130.9	130.9	1.6	0.0
Fur and leather apparel.....		315280-2	12/03	165.1	165.2	165.2	3.0	0.0
Leather and sheep-lined clothing.....		315280-25	12/85	203.0	203.3	203.2	2.4	0.0
All other cut and sew apparel.....		315280-9	12/03	129.3	129.8	129.8	1.5	0.0
Men's and boys' team sport uniforms.....		315280-91	12/06	116.5	116.5	116.5	3.2	0.0
Vestments and costumes.....		315280-95	12/03	121.2	121.2	121.2	0.5	0.0
Apparel 50 percent or greater plastic or rubber, incl raincoats and rubber pants(excl wet suits).....		315280-97	12/06	130.3	130.3	130.3	0.0	0.0
Secondary products and miscellaneous receipts.....		315280-SM						
Miscellaneous receipts.....		315280-M	12/03	126.8	126.8	126.8	1.1	0.0
Accessories and other apparel manufacturing.....	3159		12/03	118.7	119.2	118.9	1.0	-0.3
Accessories and other apparel manufacturing.....	31599		12/03	118.7	119.2	118.9	1.0	-0.3
Accessories and other apparel manufacturing.....	315990		12/11	106.7	107.2	106.9	1.0	-0.3
Primary products.....		315990-P	12/11	104.6	105.3	104.9	1.7	-0.4
Hats, caps, and millinery products.....		315990-1	12/90	178.8	179.6	179.3	3.7	-0.2
Men's and boys' fabric, straw, and felt hats.....		315990-12	12/90	192.6	194.3	193.7	3.4	-0.3
Women's, girls', and infants' fabric, straw, and felt hats.....		315990-15	12/90	155.4	155.4	155.4	-1.0	0.0
Hat bodies and fabric caps.....		315990-16	12/90	175.3	175.4	175.4	4.8	0.0
Gloves and mittens.....		315990-2	12/03	136.7	137.5	134.2	1.4	-2.4
Men's and boys' neckwear.....		315990-3	12/83	155.9	156.8	156.8	0.6	0.0
All other accessories and apparel.....		315990-9	12/03	104.8	105.5	105.5	1.0	0.0
All other apparel accessories.....		315990-9E	12/11	100.7	101.6	101.6	0.9	0.0
Leather belts.....		315990-95	06/85	151.1	151.8	151.8	1.3	0.0
Secondary products and miscellaneous receipts.....		315990-SM						
Miscellaneous receipts.....		315990-M	12/11	114.2	-	-	-	-
Secondary products.....		315990-S	12/11	108.6	108.9	108.9	0.8	0.0
Leather and allied product manufacturing.....	316		12/84	184.1	183.5	182.4	2.2	-0.6
Leather and hide tanning and finishing.....	3161		06/81	280.1	273.2	266.7	-0.7	-2.4
Leather and hide tanning and finishing.....	31611		06/81	280.1	273.2	266.7	-0.7	-2.4
Leather and hide tanning and finishing.....	316110		06/81	279.9	273.0	266.5	-0.7	-2.4
Primary products.....		316110-P	06/81	278.1	270.8	264.3	-0.8	-2.4
Finished and unfinished leather.....		316110-1	12/97	161.0	156.6	152.7	-0.9	-2.5
Tanning or finishing leather owned by others, and furs.....		316110-2	06/11	103.2	103.3	103.3	1.1	0.0
Contract & commission receipts for tanning or finishing leather owned by others.....		316110-21	06/81	161.2	161.2	161.2	0.9	0.0
Secondary products and miscellaneous receipts.....		316110-SM						
Footwear manufacturing.....	3162		12/03	125.9	126.3	126.6	1.1	0.2
Footwear manufacturing.....	31621		12/03	125.9	126.3	126.6	1.1	0.2
Footwear manufacturing.....	316210		12/11	111.3	111.7	111.9	1.2	0.2
Primary products.....		316210-P	12/11	110.6	110.9	111.0	1.0	0.1
Rubber and plastics footwear, including athletic footwear.....		316210-1	12/80	151.7	151.7	151.7	0.0	0.0
Men's nonathletic footwear.....		316210-3	12/93	151.4	152.5	152.7	0.9	0.1
Women's nonathletic footwear.....		316210-4	12/93	123.4	123.6	123.6	2.1	0.0
Other footwear including slippers.....		316210-9	12/11	106.0	104.6	103.8	2.3	-0.8
Secondary products and miscellaneous receipts.....		316210-SM						
Other leather product manufacturing.....	3169		12/03	124.8	125.4	125.4	4.8	0.0
Other leather product manufacturing.....	31699		12/03	124.8	125.4	125.4	4.8	0.0
Women's handbag and purse manufacturing.....	316992		06/82	169.2	169.5	169.7	4.5	0.1
Primary products.....		316992-P	06/82	158.5	158.8	159.1	4.6	0.2
Women's and children's handbags and purses.....		316992-0	06/06	115.9	116.1	116.3	4.6	0.2
Secondary products & miscellaneous receipts.....		316992-SM						
All other leather good and allied product manufacturing.....	316998		12/11	109.9	110.5	110.4	5.1	-0.1
Primary products.....		316998-P	12/11	108.5	109.3	109.3	4.0	0.0

See footnotes at end of table.

Table 11. Producer price indexes for the net output of selected industries and their products, not seasonally adjusted — Continued

Industry and product ¹	Industry code	Product code	Index base	Index			Percent change to Feb. 2015 from:	
				Oct. 2014 ²	Jan. 2015 ²	Feb. 2015 ²	Feb. 2014	Jan. 2015
All other leather good and allied product manufacturing - Continued								
Luggage.....		316998-1	12/84	136.1	137.0	136.9	-0.6	-0.1
All other personal leather goods.....		316998-3	06/82	179.7	180.9	180.8	1.3	-0.1
All other leather goods.....		316998-9	12/03	133.7	134.7	134.7	8.6	0.0
Boot and shoe cut stock and findings.....		316998-91	12/06	118.6	118.6	—	—	—
All other miscellaneous leather goods.....		316998-94	12/03	135.0	136.2	136.2	9.7	0.0
Secondary products and miscellaneous receipts.....		316998-SM						
Miscellaneous receipts.....		316998-M	12/11	115.0	115.4	115.1	9.6	-0.3
Wood product manufacturing.....	321		12/03	126.4	126.2	125.7	1.3	-0.4
Sawmills and wood preservation.....	3211		12/03	124.8	122.3	120.6	-2.9	-1.4
Sawmills and wood preservation.....	32111		12/03	124.8	122.3	120.6	-2.9	-1.4
Sawmills.....	321113		12/80	180.1	175.2	173.1	-3.8	-1.2
Primary products.....		321113-P	12/03	120.3	117.2	115.7	-4.2	-1.3
Hardwood lumber, made in sawmills.....		321113-1	12/03	127.2	120.5	119.8	-5.3	-0.6
Softwood lumber, made in sawmills.....		321113-3	12/03	111.7	109.2	107.1	-6.0	-1.9
Softwood rough lumber, made in sawmills.....		321113-31	06/12	117.4	118.2	115.7	-2.3	-2.1
Softwood dressed lumber, less than 2 inches in nominal thickness.....		321113-32	06/12	115.9	108.8	108.9	-2.9	0.1
Softwood dressed 2-inch lumber, 2 inches in nominal thickness only.....		321113-33	06/12	120.0	116.7	113.8	-9.5	-2.5
Softwood dressed lumber and timbers, more than 2 inches in nominal thickness.....		321113-34	06/12	115.7	114.0	112.7	0.3	-1.1
Wood chips, except field chips.....		321113-5	12/80	108.7	110.0	110.3	4.8	0.3
Wood ties, siding, shingles, and shakes and contract sawing of logs owned by others.....		321113-7	12/03	142.2	144.4	144.4	12.3	0.0
Secondary products and miscellaneous receipts.....		321113-SM						
Miscellaneous receipts.....		321113-M	12/03	171.0	160.1	160.1	0.1	0.0
Secondary products.....		321113-S	12/03	111.1	111.5	111.5	2.1	0.0
Wood preservation.....	321114		06/85	206.7	207.9	203.4	0.4	-2.2
Primary products.....		321114-P	06/85	206.7	208.2	203.3	-0.4	-2.4
Wood poles, piles, and posts owned and treated by the same establishment.....		321114-1	06/85	259.6	259.6	259.6	1.5	0.0
Other wood products owned and treated by the same establishment.....		321114-5	06/85	188.0	189.9	184.0	-0.6	-3.1
Contract wood preservation.....		321114-9	06/85	206.7	206.7	203.1	-4.2	-1.7
Secondary products and miscellaneous receipts.....		321114-SM						
Plywood and engineered wood product mfg.....	3212		12/03	113.0	113.1	111.9	1.5	-1.1
Plywood and engineered wood product mfg.....	32121		12/03	113.0	113.1	111.9	1.5	-1.1
Hardwood veneer and plywood manufacturing.....	321211		06/85	154.1	153.7	154.0	-1.4	0.2
Primary products.....		321211-P	06/85	159.3	158.9	159.2	-1.3	0.2
Hardwood veneer, incl. veneer backed w/ paper, cloth, or other flexible material.....		321211-1	12/03	101.6	101.6	102.0	0.4	0.4
Hardwood plywood.....		321211-4	12/12	99.9	99.5	99.5	-4.3	0.0
Hardwood veneered panels, including two-ply veneers.....		321211-7	06/85	175.6	175.6	175.7	4.7	0.1
Secondary products and miscellaneous receipts.....		321211-SM						
Miscellaneous receipts.....		321211-M	12/05	85.6	84.3	—	—	—
Softwood veneer and plywood manufacturing.....	321212		12/80	206.9	204.7	197.0	9.7	-3.8
Primary products.....		321212-P	12/80	214.0	211.2	202.3	9.4	-4.2
Softwood veneer, incl. veneer backed w/ paper, cloth, or other flexible material.....		321212-1	12/80	166.8	164.5	157.8	-4.5	-4.1
Softwood plywood products: rough, sanded, and specialties.....		321212-4	12/11	143.4	141.5	135.5	13.0	-4.2
Secondary products and miscellaneous receipts.....		321212-SM						
Secondary products.....		321212-S	12/80	201.6	205.5	208.6	—	1.5
Engineered wood member manufacturing.....	321213		12/03	120.0	119.6	121.3	2.4	1.4
Primary products.....		321213-P	12/03	120.6	120.3	122.1	2.6	1.5
Engineered wood members (except trusses).....		321213-0	12/06	101.7	101.5	103.0	2.6	1.5
Laminated veneer lumber.....		321213-01	12/03	122.7	121.7	125.8	4.5	3.4
Other engineered structural wood members, except trusses & laminated veneer lumber (LVL).....		321213-02	12/03	121.3	121.3	122.1	1.8	0.7
Secondary products and miscellaneous receipts.....		321213-SM						
Truss manufacturing.....	321214		12/03	136.5	136.0	135.7	1.0	-0.2
Primary products.....		321214-P	12/03	134.8	134.4	133.9	1.1	-0.4
Wood trusses.....		321214-0	12/03	134.8	134.4	133.9	1.1	-0.4
Secondary products and miscellaneous receipts.....		321214-SM						
Miscellaneous receipts.....		321214-M	12/03	180.0	180.0	180.0	1.6	0.0
Secondary products.....		321214-S	12/03	101.5	99.3	100.9	-0.6	1.6
Reconstituted wood product manufacturing.....	321219		06/91	167.0	169.4	167.2	-2.3	-1.3
Primary products.....		321219-P	06/91	166.9	169.3	167.1	-2.3	-1.3
Particleboard made from particleboard produced at the same location.....		321219-1	12/82	231.0	231.1	231.2	0.2	0.0
Particleboard, non-industrial, made from particleboard produced at the same location.....		321219-12	06/09	113.1	113.1	113.1	0.0	0.0

See footnotes at end of table.

Table 11. Producer price indexes for the net output of selected industries and their products, not seasonally adjusted — Continued

Industry and product ¹	Industry code	Product code	Index base	Index			Percent change to Feb. 2015 from:	
				Oct. 2014 ²	Jan. 2015 ²	Feb. 2015 ²	Feb. 2014	Jan. 2015
Reconstituted wood product manufacturing - Continued								
Particleboard, industrial, incl commercial and shelving, made from particleboard at same loca.		321219-13	06/09	123.9	123.9	124.0	0.2	0.1
Waferboard and oriented strandboard.		321219-2	12/82	151.1	153.4	148.9	-10.2	-2.9
Medium density fiberboard (MDF) made from MDF produced at the same location.		321219-3	06/84	184.4	184.4	184.4	0.3	0.0
Secondary products and miscellaneous receipts.		321219-SM						
Other wood product manufacturing.	3219		12/03	131.5	132.1	132.4	2.9	0.2
Millwork.	32191		12/03	124.1	124.6	125.0	2.5	0.3
Wood window and door manufacturing.	321911		12/03	125.3	126.6	127.5	3.5	0.7
Primary products.		321911-P	12/03	124.6	125.8	126.7	3.1	0.7
Wood window units.		321911-1	06/83	225.6	226.7	230.1	1.9	1.5
Double hung wood window units.		321911-11	06/13	102.8	104.0	106.7	3.3	2.6
Casement wood window units.		321911-12	06/13	104.0	104.0	104.5	0.9	0.5
All other wood window units, including horizontal sliding, awning and single hung.		321911-13	06/13	102.7	102.7	103.6	0.9	0.9
Wood sash, excluding sash shipped in window units.		321911-3	06/83	245.6	247.3	253.3	2.7	2.4
Wood window and door frames.		321911-5	06/83	171.8	170.9	170.8	-0.7	-0.1
Wood doors, flush and panel, interior and exterior.		321911-7	06/83	200.6	202.5	203.5	5.5	0.5
Other wood doors, incl. garage, patio, bifold, cabinet, screen, storm and louver. ...		321911-9	06/83	205.4	209.2	209.2	2.8	0.0
Secondary products and miscellaneous receipts.		321911-SM						
Secondary products.		321911-S	12/03	132.7	134.2	133.8	3.4	-0.3
Cut stock, resawing lumber, and planing.	321912		12/03	119.9	118.6	118.4	-0.2	-0.2
Primary products.		321912-P	12/03	122.3	120.7	120.4	-0.6	-0.2
Hardwood lumber, made from purchased lumber.		321912-1	12/03	106.5	106.3	106.1	2.7	-0.2
Softwood lumber, made from purchased lumber.		321912-3	12/03	123.1	121.4	120.8	-1.7	-0.5
Hardwood cut stock and dimension.		321912-6	06/84	242.4	234.1	234.2	-3.3	0.0
Softwood cut stock and dimension.		321912-8	12/80	170.0	171.7	171.4	0.9	-0.2
Sawn wood fence stock, wood lath, and contract resawing and planing.		321912-9	12/03	93.1	93.1	93.1	5.0	0.0
Secondary products and miscellaneous receipts.		321912-SM						
Other millwork, including flooring.	321918		12/03	126.0	126.5	126.6	3.0	0.1
Primary products.		321918-P	12/03	124.8	125.1	125.2	2.7	0.1
Wood moldings.		321918-2	06/83	207.8	207.3	209.2	2.8	0.9
Other wood millwork products, including stairwork, exterior millwork, and softwood flooring.		321918-5	12/03	110.8	112.6	112.2	4.7	-0.4
Hardwood flooring.		321918-7	06/84	201.7	201.2	200.9	1.6	-0.1
Hardwood flooring, other than oak and maple.		321918-72	12/03	138.1	138.3	138.3	9.6	0.0
Oak and maple hardwood flooring.		321918-73	06/84	181.0	180.5	180.1	0.5	-0.2
Secondary products and miscellaneous receipts.		321918-SM						
Secondary products.		321918-S	12/03	153.8	158.8	157.2	8.1	-1.0
Wood container and pallet manufacturing.	32192		12/03	133.0	133.1	133.1	3.7	0.0
Wood container and pallet manufacturing.	321920		12/03	133.0	133.1	133.1	3.7	0.0
Primary products.		321920-P	12/03	133.0	133.0	133.1	3.9	0.1
Nailed and lock-corner wood boxes.		321920-1	06/85	168.2	168.2	168.2	0.0	0.0
Wood box and crate shook.		321920-3	06/85	159.4	159.4	159.4	-2.4	0.0
Wood pallets and pallet containers, wood and metal combination.		321920-5	12/03	135.2	135.3	135.3	5.0	0.0
Other wood container parts and wood containers.		321920-7	12/03	130.8	130.8	130.8	1.1	0.0
Secondary products and miscellaneous receipts.		321920-SM						
Miscellaneous receipts.		321920-M	12/03	140.8	143.0	143.0	4.3	0.0
Secondary products.		321920-S	12/03	117.8	114.5	115.2	-1.7	0.6
All other wood product manufacturing.	32199		12/03	138.0	139.1	139.3	2.9	0.1
Manufactured home (mobile home) manufacturing.	321991		06/81	270.5	272.4	272.3	2.7	0.0
Primary products.		321991-P	06/81	270.5	272.4	272.3	2.8	0.0
Manufactured homes (mobile homes), all sizes (incl. multisection).		321991-1	06/81	270.7	272.7	272.6	2.8	0.0
Secondary products and miscellaneous receipts.		321991-SM						
Prefabricated wood building manufacturing.	321992		12/84	247.4	245.3	246.9	1.0	0.7
Primary products.		321992-P	12/84	244.4	242.0	243.8	1.0	0.7
Components for prefabricated stationary wood buildings (not sold as complete units).		321992-1	12/89	165.5	-	162.6	-1.7	-
Precut packages for prefabricated stationary wood buildings (complete units). ...		321992-3Y	12/84	267.1	267.1	269.2	2.1	0.8
Prefabricated stationary wood buildings shipped in panel form (complete units). ...		321992-5	12/84	249.1	247.7	248.8	2.3	0.4
Prefabricated stationary wood buildings shipped in three-dimensional assemblies.		321992-7	12/84	231.9	232.2	232.2	1.3	0.0
Prefabricated stationary residential wood buildings, inc. homes, townhouses and apts.		321992-71	12/84	227.7	228.1	228.0	1.8	0.0
Prefabricated stationary nonresidential wood buildings, inc. motels and hotels. ...		321992-72	12/84	261.9	261.9	-	-	-

See footnotes at end of table.

Table 11. Producer price indexes for the net output of selected industries and their products, not seasonally adjusted — Continued

Industry and product ¹	Industry code	Product code	Index base	Index			Percent change to Feb. 2015 from:	
				Oct. 2014 ²	Jan. 2015 ²	Feb. 2015 ²	Feb. 2014	Jan. 2015
Prefabricated wood building manufacturing - Continued								
Secondary products and miscellaneous receipts.....		321992-SM						
All other miscellaneous wood product manufacturing.....	321999		12/03	125.4	127.9	127.8	4.4	-0.1
Primary products.....		321999-P	06/84	189.2	192.3	192.1	4.0	-0.1
All other miscellaneous wood products.....		321999-0	06/02	123.6	125.7	125.5	4.0	-0.2
Secondary products and miscellaneous receipts.....		321999-SM						
Miscellaneous receipts.....		321999-M	06/84	242.7	257.6	258.6	8.1	0.4
Secondary products.....		321999-S	06/84	216.1	211.1	205.3	1.5	-2.7
Paper manufacturing.....	322		12/03	136.7	137.1	137.2	0.7	0.1
Pulp, paper & paperboard mills.....	3221		12/03	137.4	137.5	137.9	0.4	0.3
Pulp mills.....	32211		12/82	195.2	198.8	212.4	10.6	6.8
Pulp mills.....	322110		12/82	195.1	198.8	212.4	10.7	6.8
Primary products.....		322110-P	12/82	206.1	210.2	226.2	11.1	7.6
Secondary products and miscellaneous receipts.....		322110-SM1						
Paper mills.....	32212		06/81	189.4	189.5	189.6	0.5	0.1
Paper, except newsprint, mills.....	322121		12/03	130.0	130.4	130.6	0.9	0.2
Primary products.....		322121-P	12/03	131.9	132.1	132.3	0.7	0.2
Paper, construction.....		322121-EY	12/11	—	109.5	109.3	—	-0.2
Paper, sanitary tissue paper products, made in paper mills.....		322121-N	06/83	202.2	202.7	202.3	-0.2	-0.2
Paper, facial tissues and handkerchiefs, incl. sputum wipes, made in paper mills.....		322121-N1	06/90	111.2	111.2	111.3	-0.1	0.1
Paper, table napkins, industrial & retail pkgs, bulk and dispenser types, made in paper mills.....		322121-N2	06/83	223.4	223.3	223.3	0.5	0.0
Toilet tissue, retail packages, rolls and ovals.....		322121-N5Z	06/83	215.3	215.3	215.2	-0.1	0.0
Paper towels, industrial packages (rolled, folded, and interfolded), made in paper mills.....		322121-N6Z	12/06	119.5	120.9	119.8	1.6	-0.9
Paper towels, retail packages (rolled, folded, and interfolded), made in paper mills.....		322121-N7	06/07	107.7	107.7	107.7	-5.1	0.0
Other sanitary tissue paper products, made in paper mills.....		322121-N9	12/02	—	110.1	109.3	—	-0.7
Bleached bristol, clay-coated, uncoated, and industrial converted paper.....		322121-6	12/11	98.7	98.8	99.3	1.6	0.5
Secondary products and miscellaneous receipts.....		322121-SM						
Miscellaneous receipts.....		322121-M1	07/09	—	111.6	—	—	—
Secondary products.....		322121-S	12/03	—	112.0	112.2	4.9	0.2
Newsprint mills.....	322122		12/03	103.6	101.1	98.5	-7.2	-2.6
Primary products.....		322122-P	12/03	103.5	100.7	98.1	-7.8	-2.6
Newsprint.....		322122-1	06/81	132.9	130.0	126.2	-6.7	-2.9
Uncoated groundwood paper, from pulp (containing more than 10 percent mechanical fiber).....		322122-3	06/81	103.2	98.0	97.2	-11.4	-0.8
Secondary products and miscellaneous receipts.....		322122-SM1						
Paperboard mills.....	32213		12/82	274.7	274.6	274.6	-0.6	0.0
Paperboard mills.....	322130		12/82	275.0	274.9	274.9	-0.6	0.0
Primary products.....		322130-P	12/82	262.2	262.2	262.1	-1.0	0.0
Unbleached kraft packaging & industrial converting paperboard (80 percent or more virgin wood).....		322130-1	12/82	251.8	252.1	250.5	-0.7	-0.6
Semichemical paperboard, including corrugating medium (75 percent or more virgin woodpulp).....		322130-5	12/82	291.8	—	—	—	—
Recycled paperboard.....		322130-7	12/82	312.3	311.6	313.3	-1.3	0.5
Secondary products and miscellaneous receipts.....		322130-SM						
Secondary products.....		322130-S	12/82	—	344.7	347.1	—	0.7
Converted paper product mfg.....	3222		12/03	137.6	138.2	138.0	0.7	-0.1
Paper container mfg.....	32221		12/84	228.2	230.1	230.0	1.1	0.0
Corrugated and solid fiber box manufacturing.....	322211		03/80	301.5	305.2	304.9	1.6	-0.1
Primary products.....		322211-P	03/80	305.7	309.8	309.6	1.9	-0.1
Corrugated and solid fiber boxes, including pallets.....		322211-0	03/80	305.7	309.8	309.6	1.9	-0.1
Corrugated shipping containers for food, beverages, carryout.....		322211-01	03/80	265.2	274.8	274.8	4.4	0.0
Corrugated shipping containers for paper and allied products.....		322211-02	03/80	326.5	326.2	326.1	-0.1	0.0
Corrugated shipping containers, metal machinery, etc.....		322211-03	06/02	168.0	170.6	170.5	2.0	-0.1
Other corrugated shipping containers for all other end uses.....		322211-04	03/80	308.6	310.6	310.4	0.8	-0.1
Corrugated paperboard in sheets and rolls, lined and unlined.....		322211-05	03/80	258.3	258.3	258.3	0.0	0.0
Other corrugated & solid fiber products, incl. containers, etc.....		322211-06	06/02	175.4	175.4	175.3	3.2	-0.1
Secondary products and miscellaneous receipts.....		322211-SM						
Miscellaneous receipts.....		322211-M	06/02	162.5	162.0	160.6	-3.7	-0.9
Secondary products.....		322211-S	12/90	150.9	150.8	150.8	0.2	0.0
Folding paperboard box manufacturing.....	322212		12/83	163.6	164.1	163.9	-0.1	-0.1
Primary products.....		322212-P	12/83	162.6	163.3	163.0	-0.2	-0.2

See footnotes at end of table.

Table 11. Producer price indexes for the net output of selected industries and their products, not seasonally adjusted — Continued

Industry and product ¹	Industry code	Product code	Index base	Index			Percent change to Feb. 2015 from:	
				Oct. 2014 ²	Jan. 2015 ²	Feb. 2015 ²	Feb. 2014	Jan. 2015
Folding paperboard box manufacturing - Continued								
Folding paperboard boxes, packaging, and pkg. components.....		322212-0	12/83	162.6	163.3	163.0	-0.2	-0.2
Secondary products and miscellaneous receipts.....		322212-SM						
Secondary products.....		322212-S	12/83	169.2	168.3	169.4	1.6	0.7
Other paperboard container manufacturing.....	322219		12/11	110.2	110.0	110.1	0.0	0.1
Primary products.....		322219-P	12/11	111.7	111.5	111.6	0.4	0.1
Setup (rigid) paperboard boxes.....		322219-1	12/83	213.9	213.9	215.5	1.4	0.7
Fiber cans, tubes, and drums.....		322219-2	12/85	257.6	257.6	258.0	0.3	0.2
Paperboard fiber drums with ends of any material.....		322219-21	12/85	330.7	330.7	333.4	0.8	0.8
Fiber cans, tubes, and similar fiber products.....		322219-22	12/85	244.3	244.3	244.3	0.2	0.0
Fiber cans, all fiber and composite.....		322219-221	12/85	228.5	228.5	228.5	0.0	0.0
Fiber cores and tubes.....		322219-222	12/85	256.8	256.8	256.8	0.2	0.0
Paperboard cones/reels/etc./ all vulcanized fiber products.....		322219-223	12/02	117.0	117.0	117.0	1.3	0.0
Nonfolding sanitary food containers.....		322219-3	06/85	264.9	264.3	264.3	0.3	0.0
Secondary products and miscellaneous receipts.....		322219-SM						
Paper bag and coated and treated paper mfg.....	32222		12/03	134.0	134.3	133.8	1.1	-0.4
Paper bag and coated and treated paper manufacturing.....	322220		12/11	101.9	102.1	101.7	1.1	-0.4
Primary products.....		322220-P	12/11	100.0	100.1	99.9	-0.1	-0.2
Coated and laminated packaging paper.....		322220-1	12/03	124.7	124.4	124.7	0.7	0.2
Single-web paper, rolls and sheets, including waxed, for flexible packaging uses.....		322220-11	12/87	183.3	182.9	182.8	-0.1	-0.1
Multiweb laminated rolls and sheets, except foil, for flexible packaging uses.....		322220-13	12/03	119.2	119.1	120.0	2.4	0.8
Coated and laminated paper.....		322220-2	12/03	129.6	129.9	129.9	-0.5	0.0
Printing paper, coated at establishments other than where paper was produced.....		322220-21	12/82	213.5	213.1	213.0	0.5	0.0
Pressure-sensitive products.....		322220-25	12/82	186.5	186.6	186.7	-1.0	0.1
Wallcoverings.....		322220-26	06/85	153.6	153.6	153.6	2.4	0.0
Converted foil for nonpackaging applications.....		322220-28	06/13	93.6	93.6	93.6	1.2	0.0
Other coated and processed papers, except for packaging uses.....		322220-29	12/11	95.5	97.0	97.0	-0.4	0.0
Plastics, foil, and coated paper bags.....		322220-3	12/03	138.4	138.4	138.4	0.7	0.0
Specialty bags, pouches, and liners, coated and single-web paper.....		322220-31Y	12/14	-	100.1	100.1	-	0.0
Specialty bags, pouches, and liners, multiweb laminations and foil, except film-film.....		322220-33	12/83	212.4	212.4	212.4	0.7	0.0
Uncoated paper and multiwall bags.....		322220-4	12/90	171.3	171.4	171.4	2.5	0.0
Uncoated single-web paper grocers' bags and sacks and variety and shopping bags.....		322220-41	12/83	357.3	357.4	357.4	-	0.0
Shipping sacks and multiwall bags, all materials, except textiles.....		322220-43	12/83	290.8	290.8	290.8	3.3	0.0
Flexible packaging foil.....		322220-5	12/03	109.6	109.7	106.5	-2.0	-2.9
Pasted, lined, laminated, or surface-coated paperboard.....		322220-6	12/84	242.8	242.6	242.6	0.4	0.0
Secondary products and miscellaneous receipts.....		322220-SM						
Miscellaneous receipts.....		322220-M	12/11	137.0	138.9	136.1	24.4	-2.0
Secondary products.....		322220-S	12/11	104.1	104.4	103.0	0.8	-1.3
Stationery product mfg.....	32223		12/03	133.6	133.4	133.5	0.2	0.1
Stationery product manufacturing.....	322230		12/11	104.4	104.3	104.4	0.2	0.1
Primary products.....		322230-P	12/11	104.8	104.6	104.7	0.0	0.1
Die-cut paper, paperboard office supplies, and paper supplies for business machines.....		322230-1	12/03	152.1	151.9	152.0	-2.4	0.1
Die-cut paper and paperboard office supplies.....		322230-11	12/89	144.6	145.9	145.9	1.2	0.0
Paper supplies for business machines and other misc. unprinted office supplies.....		322230-13	06/85	203.6	202.0	202.2	-4.8	0.1
Envelopes.....		322230-2	12/84	164.6	163.7	163.9	2.1	0.1
Stationery, tablets, and related products.....		322230-3	06/85	190.4	192.8	192.3	1.2	-0.3
Stationery.....		322230-31	06/85	184.8	184.8	184.8	0.8	0.0
Tablets, pads and related products.....		322230-33	06/85	193.3	196.8	196.1	1.4	-0.4
Secondary products and miscellaneous receipts.....		322230-SM						
Miscellaneous receipts.....		322230-M	12/11	99.0	99.0	99.7	1.4	0.7
Secondary products.....		322230-S	12/11	104.7	104.7	104.7	1.8	0.0
Other converted paper product mfg.....	32229		12/03	117.8	117.1	117.2	-0.3	0.1
Sanitary paper product manufacturing.....	322291		12/03	112.5	111.4	111.4	-0.9	0.0
Primary products.....		322291-P	06/83	167.4	165.7	165.7	-1.0	0.0
Disposable sanitary products, made from purchased sanitary paper stock or wadding.....		322291-2	12/03	95.7	94.7	94.7	-0.9	0.0
Sanitary tissue paper products, made from purchased sanitary paper stock or wadding.....		322291-5	12/03	132.1	130.6	130.6	-1.1	0.0
Secondary products and miscellaneous receipts.....		322291-SM						
Secondary receipts.....		322291-S	06/83	167.8	172.1	171.6	4.7	-0.3
All other converted paper product mfg.....	322299		12/03	130.6	130.7	131.0	1.1	0.2

See footnotes at end of table.

Table 11. Producer price indexes for the net output of selected industries and their products, not seasonally adjusted — Continued

Industry and product ¹	Industry code	Product code	Index base	Index			Percent change to Feb. 2015 from:	
				Oct. 2014 ²	Jan. 2015 ²	Feb. 2015 ²	Feb. 2014	Jan. 2015
All other converted paper product mfg. - Continued								
Primary products.....		322299-P	12/03	128.8	128.8	129.0	1.0	0.2
Miscellaneous converted paper and paperboard products.....		322299-3	12/03	127.4	127.5	127.7	0.4	0.2
Secondary products and miscellaneous receipts.....		322299-SM						
Secondary products.....		322299-S	12/03	162.0	162.1	162.1	-2.4	0.0
Printing and related support activities.....	323		12/03	113.1	113.4	113.3	0.5	-0.1
Printing and related support activities.....	3231		12/03	113.3	113.5	113.5	0.6	0.0
Printing.....	32311		12/03	113.9	114.1	114.0	0.4	-0.1
Commercial screen printing.....	323113		12/03	106.7	106.8	106.8	1.2	0.0
Primary products.....		323113-P	12/03	106.4	106.4	106.4	0.8	0.0
Screen printed labels.....		323113-2	12/01	100.2	100.2	100.2	0.0	0.0
Screen printing on garments, apparel accessories, and other fabric articles, except labels.....		323113-4	06/90	130.9	130.9	130.9	0.1	0.0
Screen printing (except on textiles, apparel, apparel accessories, and labels).....		323113-6	12/06	108.9	108.9	108.9	1.8	0.0
Screen printed advertising materials.....		323113-62	12/01	130.8	130.8	130.8	3.1	0.0
Screen printed decalcomanias and pressure sensitives (self-adhesive).....		323113-63	12/01	108.1	108.1	108.1	0.0	0.0
Other commercial and general job printing (screen).....		323113-66	12/01	95.3	95.3	95.3	0.7	0.0
Secondary products and miscellaneous receipts.....		323113-SM						
Secondary products.....		323113-S	12/03	102.8	104.5	104.4	2.4	-0.1
Books printing.....	323117		12/83	171.6	174.0	173.9	1.2	-0.1
Primary products.....		323117-P	12/83	176.1	176.7	176.6	0.1	-0.1
Textbook printing and binding.....		323117-1	06/93	98.6	98.4	98.4	0.3	0.0
Technical, scientific, & professional book printing & binding.....		323117-3	06/93	103.4	103.5	105.1	1.4	1.5
Religious book printing and binding.....		323117-5	06/93	121.2	120.2	120.2	-0.8	0.0
General book (trade, etc.) printing & binding.....		323117-7	06/93	133.6	134.8	134.1	-0.1	-0.5
Other book printing and binding.....		323117-9	06/93	145.2	145.8	145.6	0.2	-0.1
Secondary products and miscellaneous receipts.....		323117-SM						
Secondary products.....		323117-S	12/83	142.4	144.6	144.8	2.0	0.1
Commercial printing (except screen and books).....	32311K		12/11	100.8	101.0	100.8	0.3	-0.2
Primary products.....		32311K-P	12/11	100.3	100.5	100.5	0.7	0.0
Commercial lithographic printing.....		32311K-0	06/82	163.9	163.9	163.8	0.1	-0.1
General job printing, nec (lithographic) (offset).....		32311K-0B	12/01	109.9	110.0	109.9	0.5	-0.1
Magazine and periodical printing (lithographic) (offset).....		32311K-01	06/82	129.9	129.9	129.9	0.3	0.0
Label and wrapper printing (lithographic) (offset).....		32311K-03	06/82	145.0	145.0	145.0	0.1	0.0
Catalog and directory printing (lithographic) (offset).....		32311K-05	06/82	144.3	144.3	144.3	0.0	0.0
Financial and legal printing (lithographic) (offset).....		32311K-07	06/82	169.6	169.6	169.6	0.2	0.0
Advertising printing (lithographic) (offset).....		32311K-09	06/82	151.9	151.8	151.8	0.0	0.0
Direct mail advertising printing (lithographic) incl. circulars, cards, etc.....		32311K-091	12/88	125.5	125.5	125.5	0.1	0.0
Advertising printing (lithographic) except direct mail advertising.....		32311K-092	06/09	101.9	101.8	101.8	0.0	0.0
Commercial gravure printing.....		32311K-1	06/82	93.1	93.8	95.4	-1.6	1.7
Label and wrapper printing (gravure).....		32311K-13	06/82	133.7	133.9	133.9	0.4	0.0
Other commercial and general job printing (gravure).....		32311K-19	06/82	114.6	111.9	112.5	-1.8	0.5
Commercial flexographic printing.....		32311K-2	12/03	127.8	128.3	128.3	0.6	0.0
Label and wrapper printing (flexographic).....		32311K-21	12/01	130.5	131.1	131.1	0.8	0.0
Printing other than labels and wrappers (flexographic).....		32311K-23	12/01	119.8	119.8	119.8	-0.2	0.0
Quick printing.....		32311K-4	12/03	116.5	116.5	116.5	1.8	0.0
Digital commercial printing.....		32311K-5	12/03	90.8	91.0	90.9	-0.9	-0.1
Manifold business forms printing.....		32311K-6	12/03	173.3	173.6	173.6	6.9	0.0
Unit set business forms, loose or bound, including label/form type.....		32311K-61	12/83	384.3	384.6	384.6	2.0	0.0
Manifold books (incl. sales) and pegboard accounting systems.....		32311K-63	12/83	274.1	275.8	275.8	0.9	0.0
Custom continuous business forms.....		32311K-65	12/83	311.8	313.6	313.6	3.6	0.0
Stock continuous business forms.....		32311K-67	12/83	355.3	355.3	-	-	-
Checkbooks, incl. inserts and refills, excl. continuous and die-cut.....		32311K-69	06/85	312.1	312.2	312.2	18.0	0.0
Blankbook and looseleaf binder manufacturing.....		32311K-8	12/03	129.1	131.9	131.7	2.5	-0.2
Blankbook making, except checkbooks.....		32311K-81	12/91	159.1	163.0	162.4	3.0	-0.4
Looseleaf binders, devices, and forms.....		32311K-83	06/85	181.6	185.3	185.3	2.3	0.0
Other commercial printing.....		32311K-9	12/03	105.8	105.8	105.8	-0.4	0.0
Secondary products and miscellaneous receipts.....		32311K-SM						
Miscellaneous receipts.....		32311K-M	12/11	102.1	102.5	101.8	-3.0	-0.7
Secondary products.....		32311K-S	12/11	104.4	104.8	103.0	-0.4	-1.7
Support activities for printing.....	32312		12/03	100.2	100.4	101.1	1.9	0.7
Support activities for printing.....	323120		12/11	101.6	101.9	102.8	2.3	0.9
Primary products.....		323120-P	12/11	100.3	100.5	100.5	0.0	0.0
Tradebinding and related work.....		323120-1	12/85	162.8	163.7	163.7	1.2	0.0
Edition, library, and other hardcover bookbinding.....		323120-11	12/85	182.2	181.6	182.0	2.3	0.2

See footnotes at end of table.

Table 11. Producer price indexes for the net output of selected industries and their products, not seasonally adjusted — Continued

Industry and product ¹	Industry code	Product code	Index base	Index			Percent change to Feb. 2015 from:	
				Oct. 2014 ²	Jan. 2015 ²	Feb. 2015 ²	Feb. 2014	Jan. 2015
Support activities for printing - Continued								
Softcover, pamphlet, sample book, and other binding of books and materials printed elsewhere.....		323120-15	12/06	108.3	108.5	108.4	0.6	-0.1
Miscellaneous binding and postpress work.....		323120-17	12/06	102.7	103.9	103.8	1.1	-0.1
Prepress services.....		323120-2	12/03	91.2	91.2	91.2	-1.0	0.0
Prepress services, except platemaking.....		323120-21	12/03	88.2	88.2	88.2	-2.0	0.0
Printing plates, prepared for printing, excl. blank plates.....		323120-23	12/03	101.2	101.2	101.2	-	0.0
Secondary products and miscellaneous receipts.....		323120-SM						
Petroleum and coal products manufacturing.....	324		12/84	325.7	218.9	222.9	-37.6	1.8
Petroleum and coal products mfg.....	3241		12/84	325.6	218.9	222.9	-37.6	1.8
Petroleum refineries.....	32411		06/85	329.5	213.1	217.8	-40.2	2.2
Petroleum refineries.....	324110		06/85	329.5	213.5	218.0	-40.2	2.1
Primary products.....		324110-P	06/85	335.6	214.0	219.0	-41.3	2.3
Light fuel oils.....		324110-AY	06/85	341.6	219.9	230.2	-40.8	4.7
Home heating oil and other distillates, NEC.....		324110-AY1	06/85	308.4	189.7	215.2	-39.6	13.4
Diesel fuel.....		324110-AY2	06/85	354.8	230.3	237.7	-41.0	3.2
Heavy fuel oils, including No. 5, No. 6, heavy diesel, gas enrichment oils, etc.....		324110-DY	06/85	321.1	197.3	180.6	-48.6	-8.5
Unfinished oils and lubricating oil base stock.....		324110-J	06/85	421.2	263.9	278.0	-45.7	5.3
Liquefied refinery gases, including other aliphatics (feed stock and other uses).....		324110-R	06/85	788.9	498.8	503.1	-51.8	0.9
Gasoline, including finished base stocks and blending agents.....		324110-1	06/85	291.0	170.7	179.9	-42.6	5.4
Jet fuel.....		324110-4Y	06/85	333.0	224.5	210.4	-43.1	-6.3
Kerosene, except jet fuel.....		324110-7Y	06/85	340.7	201.3	226.3	-44.6	12.4
Motor gasoline, including finished base stocks and blending agents.....		324110-12	06/85	292.5	169.2	180.0	-43.0	6.4
Regular gasoline.....		324110-121	06/85	284.9	163.9	172.9	-44.0	5.5
Mid-premium gasoline.....		324110-122	12/87	406.7	236.7	278.2	-37.9	17.5
Premium gasoline.....		324110-123	06/85	302.1	179.8	196.2	-38.1	9.1
Asphalt.....		324110-9	06/85	277.9	211.4	189.4	-24.6	-10.4
Secondary products and miscellaneous receipts.....		324110-SM1						
Asphalt paving and roofing materials mfg.....	32412		12/84	265.5	266.2	261.9	1.0	-1.6
Asphalt paving mixture & block mfg.....	324121		06/81	328.7	328.5	324.7	0.5	-1.2
Primary products.....		324121-P	06/81	331.3	331.3	327.3	0.2	-1.2
Asphalt paving mixtures & blocks.....		324121-0	06/81	331.3	331.3	327.3	0.2	-1.2
Emulsified asphalt, including liquid additives.....		324121-0111	12/04	234.1	236.3	235.6	-5.3	-0.3
Other liquid asphalt and tar paving materials, including cut-backs.....		324121-0121	12/04	303.6	278.3	277.7	-5.1	-0.2
Asphalt and tar paving mixt. (excl liquid), incl bitum. or asph. concrete, asph. paving cement.....		324121-0131	12/04	210.5	212.4	208.9	2.7	-1.6
Secondary products and miscellaneous receipts.....		324121-SM						
Miscellaneous receipts.....		324121-M	12/04	148.6	145.2	143.6	6.6	-1.1
Secondary products.....		324121-S	06/81	284.2	285.2	285.3	1.7	0.0
Asphalt shingle and coating materials manufacturing.....	324122		06/84	237.4	239.0	233.8	1.8	-2.2
Primary products.....		324122-P	06/84	238.7	240.2	234.6	1.6	-2.3
Roofing asphalts and pitches, coatings, and cements.....		324122-1	06/84	247.7	248.5	248.5	1.9	0.0
Prepared asphalt and tar roofing and siding products, incl. saturated felts for nonbuilding use.....		324122-2	06/84	233.5	235.1	228.6	1.6	-2.8
Secondary products and miscellaneous receipts.....		324122-SM						
Miscellaneous receipts.....		324122-M	12/91	197.0	199.6	199.6	3.4	0.0
Secondary products.....		324122-S	06/84	222.8	222.8	222.7	5.9	0.0
Other petroleum and coal products mfg.....	32419		12/84	386.2	381.3	377.7	-2.3	-0.9
Petroleum lubricating oil and grease manufacturing.....	324191		12/80	434.9	430.1	425.0	-1.7	-1.2
Primary products.....		324191-P	12/80	454.1	449.0	443.6	-1.8	-1.2
Petroleum lubricating oils and greases, refined petroleum.....		324191-0	12/80	454.1	449.0	443.6	-1.8	-1.2
Lubricating oils (incl. hydraulic fluids, etc.), refined petroleum.....		324191-011	12/80	464.6	459.1	453.5	-1.9	-1.2
Lubricating greases, made from refined petroleum.....		324191-012	12/80	375.9	374.5	370.7	-0.5	-1.0
Secondary products and miscellaneous receipts.....		324191-SM						
Secondary products.....		324191-S	12/80	279.1	278.0	277.5	0.1	-0.2
All other petroleum and coal products mfg.....	324199		12/03	246.4	242.2	241.6	-3.7	-0.2
Primary products.....		324199-P	12/03	255.1	250.8	250.2	-3.8	-0.2
Coke oven and blast furnace products, made in coke oven establishments.....		324199-1Y	12/09	151.9	150.6	148.5	-6.7	-1.4
All other petroleum and coal products (excl. coke oven products), made in coke oven estab.....		324199-2	12/02	232.9	227.1	229.4	-0.6	1.0
Secondary products and miscellaneous receipts.....		324199-SM						
Chemical mfg.....	325		12/84	270.4	265.7	264.0	-1.5	-0.6
Basic chemical mfg.....	3251		12/84	335.4	308.5	301.2	-12.1	-2.4
Petrochemical mfg.....	32511		12/03	193.1	134.9	123.0	-41.1	-8.8
Petrochemical manufacturing.....	325110		12/03	194.0	135.3	123.3	-41.3	-8.9

See footnotes at end of table.

Table 11. Producer price indexes for the net output of selected industries and their products, not seasonally adjusted — Continued

Industry and product ¹	Industry code	Product code	Index base	Index			Percent change to Feb. 2015 from:	
				Oct. 2014 ²	Jan. 2015 ²	Feb. 2015 ²	Feb. 2014	Jan. 2015
Petrochemical manufacturing - Continued								
Primary products.....		325110-P	12/03	230.3	161.1	157.4	-34.9	-2.3
Secondary products and miscellaneous receipts.....		325110-SM						
Industrial gas mfg.....	32512		12/03	148.4	146.9	150.9	2.3	2.7
Industrial gas manufacturing.....	325120		12/03	148.2	146.7	150.7	2.3	2.7
Primary products.....		325120-P	06/81	230.7	228.1	235.1	2.1	3.1
Oxygen.....		325120-A	06/81	256.7	238.2	257.9	0.8	8.3
Argon and hydrogen.....		325120-C	06/09	109.9	108.5	113.1	4.5	4.2
Other industrial gases (including fluorocarbon).....		325120-T	06/09	130.1	130.4	130.4	-1.2	0.0
Carbon dioxide.....		325120-4	06/81	360.9	355.1	383.8	1.9	8.1
Nitrogen.....		325120-7	06/81	153.1	153.9	157.8	4.4	2.5
Secondary products and miscellaneous receipts.....		325120-SM						
Synthetic dye and pigment mfg.....	32513		12/03	138.0	133.6	146.2	2.7	9.4
Synthetic dye and pigment manufacturing.....	325130		12/11	91.2	88.3	96.7	2.7	9.5
Primary products.....		325130-P	12/11	90.5	87.3	96.3	2.8	10.3
Inorganic dyes and pigments.....		325130-1	06/83	215.1	204.4	234.9	3.6	14.9
Titanium dioxide, composite and pure.....		325130-11	06/83	222.2	207.1	249.8	4.0	20.6
Chrome colors and other inorganic pigments.....		325130-13	06/83	257.6	255.6	257.3	1.5	0.7
Chrome colors.....		325130-131	12/01	195.4	191.8	194.4	2.0	1.4
Iron oxide pigments.....		325130-132	06/83	235.9	238.9	238.9	2.4	0.0
All other inorganic pigments, including white extender pigments and ceramic color pigments.....		325130-133	12/97	159.8	159.1	159.2	0.2	0.1
Synthetic organic dyes and pigments.....		325130-2	12/03	116.3	116.4	115.6	0.8	-0.7
Synthetic organic dyes.....		325130-21	12/82	107.4	105.0	103.9	-2.9	-1.0
Synthetic organic pigments, lakes, and toners.....		325130-22	12/82	155.3	157.3	156.4	2.8	-0.6
Secondary products and miscellaneous receipts.....		325130-SM						
Other basic inorganic chemical manufacturing.....	32518		12/03	249.6	252.0	248.1	6.1	-1.5
Other basic inorganic chemical manufacturing.....	325180		12/10	108.4	109.5	107.8	6.4	-1.6
Primary products.....		325180-P	12/10	99.4	100.7	98.6	0.8	-2.1
Carbon black manufacturing.....		325180-2	12/83	360.1	307.4	293.4	-19.6	-4.6
All other basic inorganic chemical mfg.....		325180-8	12/82	334.9	342.5	337.3	2.6	-1.5
Potassium and sodium compounds, excluding bleaches, alkalis, and alum.....		325180-8A	12/82	395.2	401.1	395.8	5.2	-1.3
All other inorganic chemicals.....		325180-8H	12/03	311.6	321.0	316.1	1.2	-1.5
Sulfuric and other inorganic acids, excluding nitric and phosphoric.....		325180-81	12/10	127.6	126.2	123.0	4.9	-2.5
Sulfuric acid.....		325180-811	12/82	108.9	102.6	111.9	8.0	9.1
Other inorganic aluminum compounds.....		325180-87	12/82	216.1	225.0	225.0	3.0	0.0
Secondary products and miscellaneous receipts.....		325180-SM						
Miscellaneous receipts.....		325180-M	12/10	161.1	161.9	161.7	38.0	-0.1
Other basic organic chemical mfg.....	32519		12/03	166.2	162.2	160.4	-5.9	-1.1
Ethyl alcohol manufacturing.....	325193		12/03	155.2	149.8	139.6	-19.7	-6.8
Primary products.....		325193-P	12/82	197.2	183.5	165.5	-26.9	-9.8
Ethyl alcohol.....		325193-0	12/82	197.2	183.5	165.5	-26.9	-9.8
Secondary products and miscellaneous receipts.....		325193-SM						
Secondary products.....		325193-S	12/03	139.7	146.2	142.5	-15.0	-2.5
Gum and wood chemical manufacturing.....	325194		06/11	104.4	94.1	92.7	-9.9	-1.5
Primary products.....		325194-P	06/11	99.4	93.2	91.1	-8.4	-2.3
Gum and wood chemicals, including wood distillation products.....		325194-1	06/84	445.9	444.0	444.9	0.2	0.2
Cyclic crude and intermediate chemicals.....		325194-2	12/03	160.6	146.9	141.9	-11.9	-3.4
Secondary products and miscellaneous receipts.....		325194-SM						
All other basic organic chemical manufacturing.....	325199		12/03	178.8	176.0	175.2	-3.6	-0.5
Primary products.....		325199-P	12/82	307.6	301.5	298.6	-3.5	-1.0
Reagent and high-purity grades of organic chemicals refined from purchased technical grades.....		325199-A	12/08	102.6	101.9	98.9	-7.0	-2.9
Natural organic chemicals.....		325199-E	12/08	117.7	116.0	117.5	-0.4	1.3
Synthetic organic chemicals for use as flavor and perfume materials.....		325199-H	12/03	123.6	126.7	125.9	2.2	-0.6
Synthetic organic plasticizers.....		325199-N	12/03	168.8	171.0	160.1	-5.8	-6.4
Other synthetic organic chemicals.....		325199-R	12/03	149.2	148.7	146.7	-3.8	-1.3
Miscellaneous end use chemicals and chemical products, excluding urea.....		325199-T	12/82	297.7	300.1	309.4	4.0	3.1
Miscellaneous cyclic and acyclic chemicals and chemical products, excluding fatty acid esters.....		325199-V	12/82	336.8	317.4	292.6	-12.3	-7.8
Fatty acids.....		325199-1	06/85	217.7	185.6	186.7	-14.0	0.6
Secondary products and miscellaneous receipts.....		325199-SM						
Resin, synthetic rubber, and artificial/synthetic fiber/filaments mfg.....	3252		12/84	230.6	217.8	213.0	-5.5	-2.2
Resin and synthetic rubber mfg.....	32521		12/03	188.2	177.2	173.1	-5.6	-2.3
Plastics material and resins mfg.....	325211		12/80	307.1	289.1	283.4	-4.8	-2.0

See footnotes at end of table.

Table 11. Producer price indexes for the net output of selected industries and their products, not seasonally adjusted — Continued

Industry and product ¹	Industry code	Product code	Index base	Index			Percent change to Feb. 2015 from:	
				Oct. 2014 ²	Jan. 2015 ²	Feb. 2015 ²	Feb. 2014	Jan. 2015
Plastics material and resins mfg - Continued								
Primary products.....		325211-P	12/80	279.8	261.4	255.8	-5.4	-2.1
Thermoplastic resins and plastics materials.....		325211-1	12/80	279.7	258.4	253.0	-6.1	-2.1
Thermosetting resins and plastics materials.....		325211-4	12/80	273.2	274.4	267.5	-0.9	-2.5
Secondary products and miscellaneous receipts.....		325211-SM						
Miscellaneous receipts.....		325211-M	12/98	98.7	94.4	96.6	-0.7	2.3
Synthetic rubber manufacturing.....								
Primary products.....	325212		06/81	249.6	235.9	223.2	-12.5	-5.4
Primary products.....		325212-P	06/81	242.1	226.6	212.2	-14.5	-6.4
Synthetic rubber (vulcanizable elastomers).....		325212-0	06/81	242.1	226.6	212.2	-14.5	-6.4
Secondary products and miscellaneous receipts.....		325212-SM						
Artificial fibers and filaments manufacturing.....								
Primary products.....	32522		12/03	124.9	123.2	121.5	-3.9	-1.4
Artificial fibers and filaments manufacturing.....								
Primary products.....	325220		06/81	127.2	125.4	123.7	-3.8	-1.4
Primary products.....		325220-P	06/81	129.4	127.8	126.1	-3.7	-1.3
Noncellulosic organic (synthetic) fibers.....		325220-2	06/81	125.5	123.7	121.7	-4.4	-1.6
Polyester fibers.....		325220-27	12/89	101.0	97.3	96.1	-8.6	-1.2
Other noncellulosic organic fibers, incl. polyamide, polyolefin, and producer-textured.....		325220-29	06/11	104.1	102.9	101.3	-3.6	-1.6
Secondary products and miscellaneous receipts.....		325220-SM						
Pesticide, fertilizer, and other agricultural chemical mfg.....								
Fertilizer mfg.....	3253		12/84	234.2	226.1	233.3	0.5	3.2
Fertilizer mfg.....								
Nitrogenous fertilizer manufacturing.....	32531		12/03	200.9	199.0	202.4	2.2	1.7
Nitrogenous fertilizer manufacturing.....								
Primary products.....	325311		12/79	371.9	380.3	380.5	-0.4	0.1
Primary products.....		325311-P	12/79	362.5	370.3	370.1	-1.4	-0.1
Synthetic ammonia, nitric acid, ammonium compounds, and urea.....		325311-A	12/14	—	101.0	100.9	—	-0.1
Synthetic ammonia, nitric acid, and ammonium compounds.....		325311-1	12/79	399.3	—	—	—	—
Urea.....		325311-4	12/79	221.9	—	—	—	—
Fertilizer materials of organic origin.....		325311-7	06/03	135.8	136.9	136.9	8.8	0.0
Secondary products and miscellaneous receipts.....		325311-SM						
Secondary products.....		325311-S	12/79	404.3	—	—	—	—
Phosphatic fertilizer manufacturing.....								
Primary products.....	325312		12/79	354.9	337.9	351.1	5.7	3.9
Primary products.....		325312-P	12/79	293.9	278.1	290.8	8.1	4.6
Phosphoric acid, superphosphates, and other phosphatic fertilizer materials.....		325312-A	12/09	149.0	138.7	146.7	11.3	5.8
Mixed fertilizers, made in plants which manufacture fertilizer materials.....		325312-7	12/79	—	275.1	268.8	—	-2.3
Secondary products and miscellaneous receipts.....		325312-SM						
Fertilizer, mixing only, manufacturing.....								
Primary products.....	325314		12/79	223.1	225.6	226.8	0.4	0.5
Primary products.....		325314-P	12/79	224.7	226.2	227.8	1.1	0.7
Mixed fertilizers, mixing only.....		325314-0	06/86	199.6	200.9	202.4	1.1	0.7
Mixed fertilizers, dry, mixing only.....		325314-01	06/03	153.8	154.6	155.9	-0.4	0.8
Mixed fertilizers, liquid, mixing only.....		325314-02	06/86	210.3	213.3	213.7	10.7	0.2
Secondary products and miscellaneous receipts.....		325314-SM						
Miscellaneous receipts.....		325314-M	12/79	146.4	—	—	—	—
Secondary products.....		325314-S	12/79	351.9	—	—	—	—
Pesticide and other agricultural chemical mfg.....								
Primary products.....	32532		12/03	126.2	118.1	124.0	-1.6	5.0
Pesticide and other agricultural chemical manufacturing.....								
Primary products.....	325320		06/82	173.8	162.6	170.7	-1.6	5.0
Agricultural and commercial pesticides and chemicals.....		325320-P	06/82	182.5	170.2	179.1	-1.7	5.2
Lawn and garden pesticides and chemicals.....		325320-1	06/03	124.6	112.3	120.9	-2.7	7.7
Household and institutional pesticides and chemicals.....		325320-4	06/03	132.5	135.3	133.0	-1.1	-1.7
Household and institutional pesticides and chemicals.....		325320-7	06/03	133.4	133.5	134.2	1.0	0.5
Secondary products and miscellaneous receipts.....		325320-SM						
Pharmaceutical and medicine mfg.....								
Primary products.....	3254		12/84	401.8	411.4	412.6	4.9	0.3
Pharmaceutical and medicine mfg.....								
Primary products.....	32541		12/03	167.8	171.8	172.3	4.9	0.3
Medicinal and botanical manufacturing.....								
Primary products.....	325411		06/82	176.7	176.1	177.7	0.3	0.9
Medicinal and botanical chemicals, drugs, and other products.....		325411-P	06/82	179.7	179.1	180.8	0.4	0.9
Secondary products and miscellaneous receipts.....		325411-0	12/11	100.2	99.9	100.9	0.4	1.0
Secondary products.....		325411-SM						
Secondary products.....		325411-S	06/82	132.4	131.3	—	—	—
Pharmaceutical preparation manufacturing.....								
Primary products.....	325412		06/81	621.1	642.6	642.7	6.1	0.0
Primary products.....		325412-P	06/81	671.8	697.1	697.3	6.7	0.0
Pharmaceuticals acting on the respiratory system, for human use.....		325412-A	06/01	186.4	195.6	194.8	8.1	-0.4
Antihistamines and bronchodilators, including antiasthmatics.....		325412-A111	06/81	1,073.7	1,094.6	1,094.6	4.8	0.0
Other respiratory preparations.....		325412-A112	06/01	172.9	187.0	185.5	11.6	-0.8
Pharmaceuticals acting on the digestive or the genito-urinary systems, for human use.....		325412-D	06/01	174.6	175.5	175.4	1.4	-0.1
Antispasmodic/antisecretory.....		325412-D111	06/81	525.7	525.7	—	—	—
Other digestive or genito-urinary preparations.....		325412-D112	06/01	169.5	170.6	170.6	2.2	0.0

See footnotes at end of table.

Table 11. Producer price indexes for the net output of selected industries and their products, not seasonally adjusted — Continued

Industry and product ¹	Industry code	Product code	Index base	Index			Percent change to Feb. 2015 from:	
				Oct. 2014 ²	Jan. 2015 ²	Feb. 2015 ²	Feb. 2014	Jan. 2015
Pharmaceutical preparation manufacturing - Continued								
Antacids.....		325412-D113	12/09	95.8	96.1	95.9	0.1	-0.2
Pharmaceuticals acting on the skin, for human use.....		325412-G	06/01	168.2	174.0	173.3	2.4	-0.4
Emollients and protectives, including burn remedies.....		325412-G211	12/09	101.2	106.0	104.7	3.5	-1.2
Other pharmaceutical preparations acting on the skin.....		325412-G311	12/09	102.2	103.0	102.7	-0.5	-0.3
Anti-acne preparations.....		325412-G411	12/09	104.3	115.4	—	—	—
Vitamin, nutrient, and hematinic preparations, for human use.....		325412-L	06/01	131.9	132.4	133.0	3.6	0.5
Multivitamins.....		325412-L111	06/81	178.3	180.1	179.4	1.1	-0.4
Other vitamins and nutrients.....		325412-L112	06/01	141.9	142.0	143.3	4.8	0.9
Pharmaceuticals affecting parasitic and infective diseases, for human use.....		325412-Q	06/01	203.4	213.3	214.6	9.2	0.6
Broad and medium spectrum antibiotics.....		325412-Q111	06/81	478.9	536.1	536.1	33.9	0.0
Systemic antivirals.....		325412-Q112	06/01	212.9	222.0	223.9	6.0	0.9
Other parasitic and infective diseases.....		325412-Q113	06/01	199.7	199.7	199.7	2.0	0.0
Pharmaceuticals for veterinary use, incl. medicinal premixes/pet care products.....		325412-T	06/81	170.5	170.5	178.3	9.3	4.6
Pharmaceuticals affecting neoplasms, the endocrine system, & metabolic diseases.....		325412-1	06/01	208.5	216.2	215.5	6.4	-0.3
Cancer therapy products.....		325412-1111	06/81	731.5	740.4	740.4	3.8	0.0
Insulin/antidiabetes products.....		325412-1112	06/81	976.7	1,058.2	1,058.2	18.1	0.0
Hormones and oral contraceptives.....		325412-1114	12/09	135.2	140.5	138.7	3.8	-1.3
Pharmaceuticals acting on the central nervous system and the sense organs.....		325412-4	06/01	228.5	235.8	236.9	6.6	0.5
Analgesics.....		325412-4111	06/01	240.2	254.9	261.7	18.3	2.7
Psychotherapeutics.....		325412-4112	06/81	5,145.3	5,324.0	5,327.7	4.5	0.1
Antidepressants.....		325412-41121	12/87	1,059.1	1,046.4	1,047.8	-0.2	0.1
Other psychotherapeutics, including tranquilizers.....		325412-41123	06/01	235.1	255.2	255.2	9.6	0.0
Other central nervous system and sense organs.....		325412-4113	06/01	180.4	183.4	183.8	4.1	0.2
Anticonvulsants.....		325412-4114	12/09	145.3	151.0	151.0	11.9	0.0
Pharmaceuticals acting on the cardiovascular system, for human use.....		325412-7	06/81	901.5	962.5	956.1	9.4	-0.7
Anticoagulants.....		325412-7111	06/81	170.2	170.2	170.2	4.8	0.0
ACE inhibitors.....		325412-7112	06/01	119.6	119.6	119.6	-6.6	0.0
Other cardiovascular preparations.....		325412-7113	06/01	291.7	318.9	318.9	11.3	0.0
Calcium channel blockers and other vasodilators.....		325412-7114	12/09	205.5	201.7	189.7	3.4	-5.9
Secondary products and miscellaneous receipts.....		325412-SM						
Miscellaneous receipts.....		325412-M	06/81	486.3	—	—	—	—
Secondary products.....		325412-S	06/81	228.3	238.0	238.1	4.3	0.0
In-vitro diagnostic substance manufacturing.....	325413		03/80	263.3	253.3	253.7	-2.5	0.2
Primary products.....		325413-P	06/87	189.4	178.6	178.8	-4.1	0.1
In-vitro diagnostic substances.....		325413-0	06/91	168.2	158.6	158.8	-4.1	0.1
Secondary products and miscellaneous receipts.....		325413-SM						
Miscellaneous receipts.....		325413-M	12/80	315.9	—	—	—	—
Secondary products.....		325413-S	03/80	297.0	365.2	374.2	26.0	2.5
Biological product (except diagnostic) manufacturing.....	325414		06/91	183.9	177.4	183.4	-0.5	3.4
Primary products.....		325414-P	06/91	195.0	194.6	197.5	2.3	1.5
Biological products, excluding diagnostics, for veterinary, industrial, and all other misc. use.....		325414-A	03/80	140.0	—	140.0	1.3	—
Biological products for human use.....		325414-T	06/09	116.6	116.4	118.4	2.6	1.7
Secondary products and miscellaneous receipts.....		325414-SM						
Secondary products.....		325414-S	06/91	236.7	218.3	217.4	0.6	-0.4
Paint, coating & adhesive mfg.....	3255		12/03	159.2	158.6	158.9	0.5	0.2
Paint and coating mfg.....	32551		06/83	276.5	274.4	275.3	0.4	0.3
Paint and coating manufacturing.....	325510		06/83	276.0	273.9	274.9	0.4	0.4
Primary products.....		325510-P	06/83	279.4	277.0	278.0	0.4	0.4
Miscellaneous allied paint products including paint and varnish removers, thinners, etc.....		325510-B	12/88	286.2	284.6	284.6	0.9	0.0
Architectural coatings.....		325510-1	06/83	305.1	300.5	301.0	-1.2	0.2
Exterior architectural coatings.....		325510-11	12/12	100.4	98.6	98.9	-1.2	0.3
Interior architectural coatings.....		325510-12	12/12	99.8	98.4	98.6	-1.2	0.2
Product finishes for original equipment manufacturers (OEM), excluding marine coatings.....		325510-4	06/83	195.4	194.4	195.9	1.3	0.8
Transportation finishes, except powdered and high-solids coatings.....		325510-41	12/12	105.0	105.1	105.4	0.4	0.3
All other product finishes for original equipment manufacturers (OEM), excluding marine coating.....		325510-42	12/12	102.1	101.4	102.4	1.7	1.0
Special purpose coatings incl. marine, industrial, construction and maintenance coatings, etc.....		325510-7	06/83	352.9	353.0	354.4	2.8	0.4
Automotive, other transportation and machinery refinish paints and enamels, including primers.....		325510-71	12/12	107.2	108.0	108.4	5.1	0.4
Special purpose coatings, including all marine coatings and traffic marking paints.....		325510-72	12/12	101.9	100.9	101.3	-0.4	0.4
Secondary products and miscellaneous receipts.....		325510-SM						

See footnotes at end of table.

Table 11. Producer price indexes for the net output of selected industries and their products, not seasonally adjusted — Continued

Industry and product ¹	Industry code	Product code	Index base	Index			Percent change to Feb. 2015 from:	
				Oct. 2014 ²	Jan. 2015 ²	Feb. 2015 ²	Feb. 2014	Jan. 2015
Paint and coating manufacturing - Continued								
Miscellaneous receipts.....		325510-M	06/83	222.8	223.6	223.6	0.5	0.0
Adhesive mfg.....	32552		12/03	153.5	154.4	154.2	0.7	-0.1
Adhesive manufacturing.....	325520		12/83	249.7	251.0	250.8	0.6	-0.1
Primary products.....		325520-P	12/83	251.9	253.5	253.3	1.0	-0.1
Nonstructural caulking compounds and sealants.....		325520-A	12/06	127.5	129.2	128.8	1.4	-0.3
Synthetic resin & rubber adhesives, incl all types of bonding & laminating adhesives.....		325520-4	12/83	268.7	270.0	270.0	1.0	0.0
Secondary products and miscellaneous receipts.....		325520-SM						
Secondary products.....		325520-S	12/83	212.6	211.8	210.3	-5.3	-0.7
Soap, cleaners, and toilet preparation mfg.....	3256		12/84	169.1	169.1	168.9	0.9	-0.1
Soap & cleaning compound mfg.....	32561		12/03	136.0	135.8	135.5	0.9	-0.2
Soap and other detergent manufacturing.....	325611		06/83	172.5	172.5	172.0	0.6	-0.3
Primary products.....		325611-P	06/83	175.2	175.1	174.5	0.5	-0.3
Soaps and detergents, commercial, industrial, and institutional.....		325611-1	06/83	239.2	239.1	239.1	1.1	0.0
Hard surface soaps and detergents, commercial, industrial, and institutional. . .		325611-11	06/07	119.2	119.2	119.2	0.0	0.0
Commercial, industrial, and institutional laundry detergents.....		325611-12	06/07	134.7	134.8	134.8	1.1	0.0
Commercial, industrial, and institutional dishwashing detergents.....		325611-13	12/11	107.0	107.0	107.0	1.2	0.0
Commercial, industrial, and institutional metal cleaners.....		325611-14	12/11	107.7	107.7	—	—	—
Dairy, farm, and food plant cleaners, sanitizers, etc.....		325611-16	06/07	122.7	122.7	122.7	0.4	0.0
Commercial, industrial, and institutional soaps, excluding specialty cleaners.....		325611-17	06/07	116.6	115.8	116.0	2.0	0.2
Household detergents.....		325611-4	06/83	149.5	149.5	149.5	0.1	0.0
Secondary products and miscellaneous receipts.....		325611-SM						
Miscellaneous receipts.....		325611-M	06/83	184.4	184.4	184.4	3.0	0.0
Secondary products.....		325611-S	06/83	148.8	149.0	149.0	0.6	0.0
Polish and other sanitation good mfg.....	325612		06/83	190.9	192.1	192.2	1.6	0.1
Primary products.....		325612-P	06/83	191.3	192.6	192.7	2.1	0.1
Specialty cleaning and sanitation products (including household bleaches).....		325612-5	06/83	179.3	180.4	180.5	1.6	0.1
Household bleaches, disinfectants, and laundry fabric softeners.....		325612-5T	06/07	123.0	123.7	123.9	1.6	0.2
Air and room fresheners.....		325612-53	06/83	155.3	—	—	—	—
Specialty cleaning and sanitation products.....		325612-54	06/89	159.1	160.9	160.9	2.7	0.0
Polishing preparations and related products.....		325612-7	06/83	220.0	221.9	221.9	3.7	0.0
Secondary products and miscellaneous receipts.....		325612-SM						
Miscellaneous receipts.....		325612-M	06/83	150.3	—	—	—	—
Surface active agent manufacturing.....	325613		12/83	238.0	233.9	233.0	0.9	-0.4
Primary products.....		325613-P	12/83	260.8	256.1	255.7	1.1	-0.2
Surfactants, finishing agents, and assistants.....		325613-0	12/83	260.8	256.1	255.7	1.1	-0.2
Textile and leather assistants and finishes.....		325613-01	12/83	184.7	188.3	187.5	0.5	-0.4
Surfactants (bulk surface active agents).....		325613-02	12/83	289.6	283.5	283.1	1.1	-0.1
Secondary products and miscellaneous receipts.....		325613-SM						
Secondary products.....		325613-S	12/83	150.9	—	—	—	—
Toilet preparation mfg.....	32562		12/03	112.6	112.8	112.7	0.9	-0.1
Toilet preparation manufacturing.....	325620		03/80	204.8	205.1	205.1	1.0	0.0
Primary products.....		325620-P	03/80	207.9	208.3	208.4	1.3	0.0
Dentifrices, mouthwashes, gargles, and rinses.....		325620-A	12/03	111.4	110.0	110.0	-0.5	0.0
Creams, lotions and oils, excluding shaving, hair, and deodorant.....		325620-D	03/80	206.2	208.2	207.6	0.9	-0.3
Other cosmetics and toilet preparations.....		325620-G	06/99	110.6	110.6	110.9	0.3	0.3
Shaving preparations.....		325620-1	03/80	181.5	181.5	181.5	0.0	0.0
Perfumes, toilet waters, and colognes.....		325620-4	03/80	216.5	216.5	217.0	0.6	0.2
Hair preparations (including shampoos).....		325620-7	03/80	229.0	229.6	229.6	3.6	0.0
Hair preparations (including shampoos), excluding hair tonics.....		325620-71	06/07	126.6	126.8	126.8	3.7	0.0
Hair tonics, including hair and scalp conditioners.....		325620-72	06/07	112.3	112.7	112.7	3.5	0.0
Secondary products and miscellaneous receipts.....		325620-SM						
Miscellaneous receipts.....		325620-M	03/80	139.7	139.7	139.7	0.1	0.0
Secondary products.....		325620-S	03/80	320.0	320.0	316.9	0.3	-1.0
Other chemical product & preparation mfg.....	3259		12/03	142.4	142.7	142.3	0.4	-0.3
Printing ink mfg.....	32591		12/03	145.1	146.0	145.1	1.3	-0.6
Printing ink manufacturing.....	325910		06/84	194.5	195.6	194.5	1.4	-0.6
Primary products.....		325910-P	06/84	195.1	196.3	195.0	1.4	-0.7
Flexographic printing inks.....		325910-A	06/84	191.5	191.7	191.5	0.2	-0.1
Nonimpact/digital inks.....		325910-E	06/05	131.2	136.1	131.2	6.3	-3.6
All other printing inks.....		325910-H	06/84	203.1	203.4	203.4	2.5	0.0
Letterpress printing inks.....		325910-1	06/84	207.3	207.3	207.3	0.0	0.0
Lithographic and offset printing inks.....		325910-4Z	06/84	194.9	194.9	194.8	0.3	-0.1
News and nonheat web offset printing inks.....		325910-4Z1	12/89	251.1	—	—	—	—

See footnotes at end of table.

Table 11. Producer price indexes for the net output of selected industries and their products, not seasonally adjusted — Continued

Industry and product ¹	Industry code	Product code	Index base	Index			Percent change to Feb. 2015 from:	
				Oct. 2014 ²	Jan. 2015 ²	Feb. 2015 ²	Feb. 2014	Jan. 2015
Printing ink manufacturing - Continued								
Publication and commercial web inks.....		325910-4Z2	12/97	128.9	128.9	128.9	0.4	0.0
Sheet-fed general inks.....		325910-4Z3	12/97	127.0	127.0	127.0	0.8	0.0
Sheet-fed packaging inks.....		325910-4Z4	06/05	121.2	121.2	120.9	0.1	-0.2
Gravure printing inks.....		325910-7	06/84	169.8	169.7	169.7	-0.1	0.0
Secondary products and miscellaneous receipts.....		325910-SM						
Secondary products.....		325910-S	06/84	158.1	158.1	158.0	0.2	-0.1
Explosives mfg.....	32592		12/06	120.3	124.4	124.7	-0.6	0.2
Explosives manufacturing.....	325920		12/80	305.7	316.0	316.7	-0.6	0.2
Primary products.....		325920-P	12/80	266.1	276.0	278.1	-0.1	0.8
Explosives.....		325920-0	12/80	267.8	277.8	279.9	-0.1	0.8
Secondary products and miscellaneous receipts.....		325920-SM						
All other chemical product & preparation mfg.....	32599		12/03	142.3	142.4	142.0	0.2	-0.3
Custom compounding of purchased resins.....	325991		06/93	173.2	172.8	170.7	-0.1	-1.2
Primary products.....		325991-P	06/93	178.3	177.5	177.3	0.6	-0.1
Custom compounding of purchased resins and color concentrates.....		325991-0	06/93	177.4	176.6	176.4	0.6	-0.1
Secondary products and miscellaneous receipts.....		325991-SM						
Photographic film and chemical manufacturing.....	325992		12/03	120.0	119.9	119.9	-0.7	0.0
Primary products.....		325992-P	12/03	129.1	128.8	128.8	-0.8	0.0
Photographic sensitized film, plates, paper, etc.....		325992-T	06/07	130.0	129.6	129.6	-0.8	0.0
Prepared photographic chemicals.....		325992-5	12/83	77.0	77.2	77.2	-0.3	0.0
Secondary products and miscellaneous receipts.....		325992-SM						
Other miscellaneous chemical product mfg.....	325998		06/85	218.1	218.8	218.8	1.1	0.0
Primary products.....		325998-P	06/85	211.9	212.7	212.7	1.1	0.0
Water treating compounds.....		325998-A	06/85	180.4	180.4	180.4	0.2	0.0
All other chemical preparations, incl. essential oils, etc.....		325998-J	06/85	226.3	229.0	229.6	2.1	0.3
Secondary products and miscellaneous receipts.....		325998-SM						
Miscellaneous receipts.....		325998-M	12/03	160.8	160.8	160.8	1.0	0.0
Plastics and rubber products mfg.....	326		12/84	186.7	186.5	186.5	0.3	0.0
Plastics product mfg.....	3261		06/93	165.0	164.7	164.7	0.5	0.0
Unsupported plastics film, sheet, and bag mfg.....	32611		12/03	160.5	159.4	158.3	-0.8	-0.7
Plastics bag and pouch manufacturing.....	326111		12/03	169.0	169.1	168.3	-1.5	-0.5
Primary products.....		326111-P	12/03	171.1	171.2	170.5	-1.7	-0.4
Single-web film specialty bags, pouches, and liners.....		326111-1	12/83	259.2	259.7	258.9	-2.0	-0.3
Polyethylene refuse bags.....		326111-12	06/07	123.1	124.9	122.5	1.6	-1.9
Other polyethylene bags, excluding grocery, textile, and food bags.....		326111-15	06/07	131.9	130.5	129.2	0.1	-1.0
Multiweb film/film combination specialty bags/pouches/liners.....		326111-3	12/03	178.4	177.6	175.3	0.3	-1.3
Secondary products and miscellaneous receipts.....		326111-SM						
Miscellaneous receipts.....		326111-M	12/03	129.6	128.6	128.3	-0.5	-0.2
Secondary products.....		326111-S	12/03	168.0	166.6	165.8	1.3	-0.5
Plastics packaging film and sheet mfg.....	326112		12/03	143.7	143.1	141.6	-0.3	-1.0
Primary products.....		326112-P	12/03	146.9	146.3	144.6	-0.7	-1.2
Single-web film, rolls, and sheets, excluding coextruded, for flexible packaging uses.....		326112-1	12/87	215.4	212.4	211.2	-0.7	-0.6
Single-web film, rolls, and sheets, excluding coextruded, for flexible packaging uses.....		326112-11	06/07	141.4	139.6	139.2	-0.6	-0.3
Coextruded single-web film, for flexible packaging uses.....		326112-12	06/07	121.7	119.3	115.2	-1.9	-3.4
Film/film multiweb laminated rolls and sheets, except foil, for flexible packaging uses.....		326112-3	12/87	181.6	184.1	180.0	-0.7	-2.2
Secondary products and miscellaneous receipts.....		326112-SM						
Secondary products.....		326112-S	12/03	127.3	127.0	126.7	2.0	-0.2
Nonpackaging plastics film and sheet mfg.....	326113		06/93	190.1	187.4	186.4	-0.5	-0.5
Primary products.....		326113-P	12/82	230.5	227.4	226.0	-0.6	-0.6
Unlaminated plastics film and sheet, excluding packaging.....		326113-0	12/82	230.5	227.4	226.0	-0.6	-0.6
Unlaminated polyethylene film and sheet.....		326113-01	06/93	240.9	236.2	236.3	1.0	0.0
Miscellaneous unlaminated plastics film and sheet.....		326113-04	06/93	179.2	178.5	175.6	-3.0	-1.6
Secondary products and miscellaneous receipts.....		326113-SM						
Secondary products.....		326113-S	06/93	153.3	149.7	149.2	-0.9	-0.3
Plastics pipe/fitting/unsupported shapes mfg.....	32612		12/03	171.3	168.2	170.1	0.2	1.1
Unlaminated plastics profile shape manufacturing.....	326121		06/93	135.5	136.4	135.9	-0.2	-0.4
Primary products.....		326121-P	12/82	174.2	175.4	174.6	-0.5	-0.5
Unlaminated plastics profile shapes.....		326121-0	12/82	174.2	175.4	174.6	-0.5	-0.5
Secondary products and miscellaneous receipts.....		326121-SM						
Secondary products.....		326121-S	06/93	169.8	170.4	170.9	1.2	0.3

See footnotes at end of table.

Table 11. Producer price indexes for the net output of selected industries and their products, not seasonally adjusted — Continued

Industry and product ¹	Industry code	Product code	Index base	Index			Percent change to Feb. 2015 from:	
				Oct. 2014 ²	Jan. 2015 ²	Feb. 2015 ²	Feb. 2014	Jan. 2015
Plastics pipe and pipe fitting manufacturing.....	326122		06/93	261.1	253.5	258.2	0.3	1.9
Primary products.....		326122-P	12/82	250.8	243.2	247.4	0.0	1.7
Plastics pipe.....		326122-1	12/82	256.8	247.3	251.1	-0.6	1.5
Plastics drain, waste and vent pipe.....		326122-11	06/87	163.4	154.6	159.4	-1.4	3.1
Plastics water pipe.....		326122-13	06/87	192.8	182.5	189.8	1.0	4.0
Plastics industrial and mining pipe (incl. chemical processing, food processing).....		326122-15	06/93	503.1	493.2	494.0	-1.6	0.2
All other plastics pipe (incl. oil, gas, sewer, stormdrain, water main, and other).....		326122-16Z	12/11	146.9	144.4	143.0	-0.7	-1.0
Plastics pipe fittings and unions.....		326122-3	12/03	189.7	190.0	194.7	3.0	2.5
Secondary products and miscellaneous receipts.....		326122-SM						
Laminated plastics plate, sheet, and shape mfg.....	32613		12/03	127.7	128.3	128.0	1.5	-0.2
Laminated plastics plate, sheet (except packaging), and shape manufacturing.....	326130		06/93	158.9	159.6	159.3	1.5	-0.2
Primary products.....		326130-P	12/82	206.8	207.9	207.4	1.7	-0.2
Thermosetting plastics laminates (excluding flexible packaging).....		326130-0	12/82	206.8	207.9	207.4	1.7	-0.2
Secondary products and miscellaneous receipts.....		326130-SM						
Polystyrene foam product mfg.....	32614		12/03	155.5	158.4	158.5	5.1	0.1
Polystyrene foam product manufacturing.....	326140		12/03	155.5	158.5	158.5	5.0	0.0
Primary products.....		326140-P	12/03	155.4	158.1	158.2	5.5	0.1
Packaging, polystyrene foam products.....		326140-2	12/03	166.5	170.3	170.4	7.0	0.1
Polystyrene foam food containers.....		326140-21	06/06	151.3	156.4	156.4	7.9	0.0
Polystyrene foam protective shipping pads, shaped cushioning, etc.....		326140-22	06/06	132.6	133.0	133.3	5.5	0.2
Building and construction polystyrene foam products.....		326140-3	12/03	132.3	132.4	132.2	5.3	-0.2
Consumer and institutional polystyrene foam products.....		326140-5	12/82	197.2	202.8	202.8	4.8	0.0
All other polystyrene foam products incl. transportation application uses.....		326140-9	06/06	121.9	121.9	121.9	3.1	0.0
Secondary products and miscellaneous receipts.....		326140-SM						
Miscellaneous receipts.....		326140-M	06/04	145.7	—	145.7	3.7	—
Secondary products.....		326140-S	05/04	154.8	161.2	—	—	—
Foam product (ex polystyrene) mfg.....	32615		12/03	158.9	159.2	159.5	3.6	0.2
Urethane and other foam product mfg.....	326150		12/03	158.9	159.2	159.5	3.6	0.2
Primary products.....		326150-P	12/03	154.9	155.5	155.5	2.6	0.0
Transportation polyurethane foam products.....		326150-1	12/82	170.1	170.1	170.1	0.1	0.0
Packaging polyurethane foam products.....		326150-2	12/03	227.0	227.7	229.6	5.4	0.8
Furniture and furnishings polyurethane foam products.....		326150-4	12/82	257.5	259.8	258.9	4.9	-0.3
Polyurethane foam formed & slab stock for pillows/seating/etc.....		326150-41	12/05	144.1	146.7	145.4	5.1	-0.9
Other polyurethane foam furniture and furnishings products.....		326150-42	12/05	102.0	102.2	102.3	4.8	0.1
All other miscellaneous polyurethane foam products.....		326150-6	12/03	100.3	100.4	100.9	1.1	0.5
Products made of foam other than polystyrene or polyurethane.....		326150-9	12/99	126.9	127.1	127.0	0.5	-0.1
Secondary products and miscellaneous receipts.....		326150-SM						
Secondary products.....		326150-S	12/03	195.6	196.0	195.6	-1.1	-0.2
Plastics bottle mfg.....	32616		12/03	129.3	126.4	125.7	-4.9	-0.6
Plastics bottle manufacturing.....	326160		06/93	145.7	142.4	141.7	-4.9	-0.5
Primary products.....		326160-P	12/82	164.5	160.5	159.2	-5.7	-0.8
Plastics bottles.....		326160-0	06/87	156.8	152.9	151.7	-5.7	-0.8
Secondary products and miscellaneous receipts.....		326160-SM						
Other plastics product mfg.....	32619		12/03	137.8	138.3	138.3	0.9	0.0
Plastics plumbing fixture manufacturing.....	326191		06/93	145.4	145.5	145.8	1.7	0.2
Primary products.....		326191-P	06/93	146.9	147.0	147.2	1.7	0.1
Plastics plumbing fixtures.....		326191-0	06/93	146.9	147.0	147.2	1.7	0.1
Secondary products and miscellaneous receipts.....		326191-SM						
All other plastics product manufacturing.....	326199		06/93	152.7	153.3	153.3	0.9	0.0
Primary products.....		326199-P	06/87	179.6	180.3	180.5	1.2	0.1
All other reinforced and fiberglass plastics products.....		326199-A	06/93	183.4	181.6	182.5	0.0	0.5
Transportation fabricated plastics products (excl. foam, etc.).....		326199-1	06/93	115.9	116.2	116.2	1.8	0.0
Electrical & electronic fabricated plastics (excl. foam, etc.).....		326199-2	12/82	131.5	131.5	131.5	-0.2	0.0
Plastics packaging (excl. film and sheet, foam, and bottles).....		326199-4	06/93	165.2	166.2	166.1	-1.1	-0.1
Consumer/institutional/commercial fabricated plastics products.....		326199-6Y	06/93	156.6	159.2	158.6	3.3	-0.4
Building & construction fabricated plastics products (excl foam, plumbing fixtures, hardware).....		326199-8	12/03	123.5	123.1	124.2	1.3	0.9
Secondary products and miscellaneous receipts.....		326199-SM						
Miscellaneous receipts.....		326199-M	12/99	146.0	145.9	144.5	-1.2	-1.0
Secondary products.....		326199-S	06/93	146.0	146.1	146.3	-2.1	0.1
Rubber product mfg.....	3262		12/03	147.0	147.1	147.2	-0.9	0.1
Tire mfg.....	32621		06/81	165.4	166.1	166.1	-1.7	0.0
Tire manufacturing (except retreading).....	326211		06/81	165.4	166.1	166.1	-1.7	0.0

See footnotes at end of table.

Table 11. Producer price indexes for the net output of selected industries and their products, not seasonally adjusted — Continued

Industry and product ¹	Industry code	Product code	Index base	Index			Percent change to Feb. 2015 from:	
				Oct. 2014 ²	Jan. 2015 ²	Feb. 2015 ²	Feb. 2014	Jan. 2015
Tire manufacturing (except retreading) - Continued								
Primary products.....		326211-P	06/81	156.2	156.4	156.4	-2.4	0.0
Tread rubber, tire sundries, and repair materials.....		326211-H	06/81	221.8	222.5	—	—	—
Pneumatic tires (including passenger, truck, bus, tractor, industrial, and other tires).....		326211-0	12/11	94.3	94.4	94.4	-2.5	0.0
Passenger car pneumatic tires (casings).....		326211-01	06/81	145.5	144.2	144.2	-3.2	0.0
Truck and bus (including off-the-highway) pneumatic tires.....		326211-03	06/81	146.0	148.0	148.0	-1.8	0.0
Secondary products and miscellaneous receipts.....		326211-SM						
Rubber and plastics hose and belting.....	32622		12/03	158.2	155.8	156.0	-1.5	0.1
Rubber and plastics hose and belting mfg.....	326220		12/81	253.0	249.0	249.4	-1.5	0.2
Primary products.....		326220-P	12/81	254.5	250.3	250.6	-1.6	0.1
Rubber and plastics belt and belting mfg.....		326220-D	12/11	107.7	107.0	107.0	-0.7	0.0
Rubber and plastics hose mfg.....		326220-H	12/11	106.7	103.8	104.1	-2.3	0.3
Hose for on/off-highway motor vehicles (rubber/other materials).....		326220-H3	12/04	129.8	120.8	121.0	-7.4	0.2
Industrial rubber and plastics hose without fittings.....		326220-H4	12/04	146.4	146.6	146.6	1.4	0.0
Rubber and plastics water hose (incl. fire, irrigation, etc.).....		326220-H5	12/04	160.7	160.7	160.8	-0.5	0.1
Rubber and plastics inner tube type air hose.....		326220-H7	12/04	216.3	216.3	216.3	1.3	0.0
All other pneumatic and hydraulic hose, without fittings.....		326220-H8	12/04	156.9	157.1	159.8	1.8	1.7
Secondary products and miscellaneous receipts.....		326220-SM						
Other rubber product mfg.....	32629		12/88	162.9	163.0	163.3	0.6	0.2
Rubber product mfg. for mechanical use.....	326291		12/88	133.8	133.8	133.6	-0.6	-0.1
Primary products.....		326291-P	12/88	131.0	131.0	130.8	-0.7	-0.2
Extruded rubber mechanical goods, excluding tubing.....		326291-A	12/11	100.7	100.7	100.7	0.0	0.0
Molded rubber mechanical goods automotive.....		326291-1	06/83	106.9	107.1	106.8	-1.6	-0.3
Molded rubber mechanical goods, transportation/off-highway.....		326291-2	12/03	126.6	125.8	125.8	0.7	0.0
Other molded rubber mechanical goods (excluding tubing).....		326291-9	12/03	130.0	130.0	130.0	0.0	0.0
Secondary products and miscellaneous receipts.....		326291-SM						
Secondary products.....		326291-S	06/83	178.3	177.3	177.3	-0.6	0.0
All other rubber product manufacturing.....	326299		06/83	208.8	209.2	209.9	1.3	0.3
Primary products.....		326299-P	06/83	210.9	211.2	212.0	1.3	0.4
Rubber druggist and medical sundries, excl. household gloves.....		326299-A	12/03	132.1	135.4	135.4	3.6	0.0
All other miscellaneous rubber goods.....		326299-B	06/83	191.4	191.6	191.6	0.2	0.0
Rubber floor and wall coverings.....		326299-3	06/83	172.2	172.2	172.2	-0.2	0.0
Rubber compounds or mixtures for sale or interplant transfer.....		326299-6	06/83	223.5	224.6	225.6	1.0	0.4
All other industrial rubber products.....		326299-7	06/83	253.7	254.0	254.5	2.0	0.2
Secondary products and miscellaneous receipts.....		326299-SM						
Miscellaneous receipts.....		326299-M	06/83	241.0	242.9	242.7	1.5	-0.1
Secondary products.....		326299-S	06/83	171.5	171.7	171.8	0.6	0.1
Nonmetallic mineral product manufacturing.....	327		12/84	192.5	194.6	195.3	3.2	0.4
Clay product and refractory manufacturing.....	3271		12/03	129.0	129.5	129.4	1.5	-0.1
Pottery, ceramics, and plumbing fixture mfg.....	32711		12/84	192.0	191.5	193.0	2.0	0.8
Pottery, ceramics, and plumbing fixture manufacturing.....	327110		12/11	105.5	105.2	106.1	2.0	0.9
Primary products.....		327110-P	12/11	107.7	107.7	108.5	2.8	0.7
Vitreous china, fine earthenware, and other pottery products.....		327110-2	12/03	125.6	127.1	128.9	3.1	1.4
Vitreous china, porcelain, and earthenware.....		327110-21	12/06	114.1	114.4	116.6	1.6	1.9
All other pottery products (including china decorated for the trade).....		327110-25	12/06	119.8	122.0	123.4	4.4	1.1
Porcelain electrical products and components.....		327110-3	12/85	215.0	211.0	212.0	1.5	0.5
Secondary products and miscellaneous receipts.....		327110-SM						
Miscellaneous receipts.....		327110-M	12/11	99.5	99.5	99.5	-2.2	0.0
Secondary products.....		327110-S	12/11	96.5	93.7	96.1	-0.4	2.6
Clay building material and refractories mfg.....	32712		12/03	131.7	132.6	132.1	1.3	-0.4
Clay building material and refractories manufacturing.....	327120		12/11	103.9	104.6	104.1	1.3	-0.5
Primary products.....		327120-P	12/11	104.1	105.0	104.6	1.8	-0.4
Brick and structural clay tile.....		327120-1	12/84	187.6	189.6	189.5	1.4	-0.1
Building or common brick.....		327120-11	12/84	186.0	188.1	187.9	1.3	-0.1
Glazed brick and other brick (paving, floor and sewer).....		327120-12	12/04	139.5	140.2	140.2	3.0	0.0
Clay floor and wall tile, glazed and unglazed.....		327120-2	06/85	102.5	101.5	101.3	1.8	-0.2
Other structural clay products.....		327120-3	12/85	219.5	219.5	221.8	2.6	1.0
Vitrified clay sewer pipe and fittings.....		327120-31	12/85	212.1	212.1	218.6	5.9	3.1
All other structural clay products, except clay refractories, n.e.c.....		327120-34	12/85	206.0	206.0	206.0	0.9	0.0
Clay refractories.....		327120-4	12/04	160.7	165.1	162.4	0.6	-1.6
Nonclay refractories.....		327120-5	12/04	140.8	141.6	141.6	3.0	0.0
Secondary products and miscellaneous receipts.....		327120-SM						
Miscellaneous receipts.....		327120-M	12/11	101.3	98.4	97.7	-4.7	-0.7
Secondary products.....		327120-S	12/11	105.1	105.8	105.3	2.8	-0.5

See footnotes at end of table.

Table 11. Producer price indexes for the net output of selected industries and their products, not seasonally adjusted — Continued

Industry and product ¹	Industry code	Product code	Index base	Index			Percent change to Feb. 2015 from:	
				Oct. 2014 ²	Jan. 2015 ²	Feb. 2015 ²	Feb. 2014	Jan. 2015
Glass and glass product manufacturing.....	3272		12/03	116.8	118.3	118.6	2.0	0.3
Glass and glass product manufacturing.....	32721		12/03	116.8	118.3	118.6	2.0	0.3
Flat glass manufacturing.....	327211		12/80	94.4	96.4	96.2	3.4	-0.2
Primary products.....		327211-P	12/80	93.9	96.0	95.8	3.5	-0.2
Flat glass (float, sheet, and plate), made by flat glass producers.....		327211-1	12/80	95.4	97.7	98.0	4.7	0.3
Other glass (including laminated, glazed, and opalescent).....		327211-4	12/06	115.7	117.6	115.6	-0.2	-1.7
Secondary products and miscellaneous receipts.....		327211-SM						
Other pressed and blown glass and glassware.....	327212		06/83	132.2	129.9	132.9	0.4	2.3
Primary products.....		327212-P	06/83	130.9	128.5	131.6	0.3	2.4
Glass fiber and machine-made pressed and blown glass and glassware.....		327212-B	06/12	98.4	96.5	99.0	0.2	2.6
Handmade pressed and blown glass and glassware.....		327212-9	12/04	123.7	123.7	123.7	3.6	0.0
Secondary products and miscellaneous receipts.....		327212-SM						
Glass container manufacturing.....	327213		06/82	190.6	195.2	195.2	2.2	0.0
Primary products.....		327213-P	06/82	191.8	196.8	196.8	2.4	0.0
Glass containers (including value of packaging).....		327213-0	12/03	138.0	141.6	141.6	2.5	0.0
Secondary products and miscellaneous receipts.....		327213-SM1						
Glass product mfg. made of purchased glass.....	327215		06/83	155.2	158.0	157.5	2.0	-0.3
Primary products.....		327215-P	06/83	152.0	154.8	153.9	1.7	-0.6
Other glass products, made from purchased glass.....		327215-B	06/83	143.8	146.9	145.8	1.4	-0.7
Machine-made pressed and blown glassware.....		327215-C	06/13	104.7	105.6	105.6	1.3	0.0
Mirrors (decorated and undecorated), made from purchased glass.....		327215-9	06/83	158.1	159.5	159.0	3.2	-0.3
Secondary products and miscellaneous receipts.....		327215-SM						
Miscellaneous receipts.....		327215-M	12/83	232.6	237.7	249.0	10.4	4.8
Cement and concrete product manufacturing.....	3273		12/03	149.6	151.4	151.7	4.6	0.2
Cement manufacturing.....	32731		06/82	210.5	217.9	218.0	9.4	0.0
Cement manufacturing.....	327310		06/82	210.5	217.9	218.0	9.4	0.0
Primary products.....		327310-P	06/82	206.6	214.4	214.5	9.4	0.0
Cement, hydraulic.....		327310-0	06/89	204.2	212.0	212.1	9.4	0.0
Secondary products and miscellaneous receipts.....		327310-SM						
Ready-mix concrete manufacturing.....	32732		12/03	154.7	156.7	157.3	4.4	0.4
Ready-mix concrete manufacturing.....	327320		06/81	239.8	243.0	243.9	4.4	0.4
Primary products.....		327320-P	06/81	236.9	240.3	241.2	4.3	0.4
Northeast region ready-mix concrete.....		327320-A	12/12	102.6	102.6	103.1	1.5	0.5
Midwest region ready-mix concrete.....		327320-B	12/12	105.0	107.8	107.9	3.8	0.1
South region ready-mix concrete.....		327320-C	12/12	111.6	113.4	113.8	7.0	0.4
West region ready-mix concrete.....		327320-D	12/12	105.4	106.1	106.6	1.1	0.5
Secondary products and miscellaneous receipts.....		327320-SM						
Miscellaneous receipts.....		327320-M	06/81	248.0	248.0	249.9	9.1	0.8
Secondary products.....		327320-S	06/81	289.5	290.7	290.7	1.2	0.0
Concrete pipe, brick, and block manufacturing.....	32733		12/03	136.6	138.4	138.7	2.8	0.2
Concrete block and brick manufacturing.....	327331		06/81	228.5	230.9	231.9	2.5	0.4
Primary products.....		327331-P	06/81	241.2	244.2	245.5	2.8	0.5
Concrete block and brick.....		327331-0	12/06	114.4	115.8	116.4	2.8	0.5
Structural block, lightweight units (weighing less than 105 lb/cubic ft.) (dry weight).....		327331-01	06/81	214.6	217.5	219.3	3.3	0.8
Structural blk., mediumweight units (weighing 105 - 124 lbs per cubic foot) (dry weight).....		327331-02	06/81	271.6	272.8	274.0	1.6	0.4
Structural block, normalweight units (weighing 125 lbs or more per cubic foot) (dry weight).....		327331-03	06/81	267.8	275.0	274.5	4.2	-0.2
Decorative block (such as screen, split, slump, and shadowal block, etc.).....		327331-04	06/81	220.9	224.5	224.6	2.7	0.0
Concrete pavers (including grid, interlocking, etc.).....		327331-05	06/81	241.4	241.4	244.5	2.2	1.3
Concrete brick.....		327331-06	06/81	207.0	208.1	208.2	0.6	0.0
Secondary products and miscellaneous receipts.....		327331-SM						
Miscellaneous receipts.....		327331-M	06/81	187.0	187.0	187.0	0.2	0.0
Secondary products.....		327331-S	06/81	195.7	195.7	196.0	2.3	0.2
Concrete pipe manufacturing.....	327332		12/03	140.4	143.0	142.7	3.4	-0.2
Primary products.....		327332-P	12/03	139.0	141.8	141.5	3.6	-0.2
Concrete pipe.....		327332-0	12/03	139.0	141.8	141.5	3.6	-0.2
Concrete culvert pipe.....		327332-01	12/99	161.6	—	164.8	2.4	—
Concrete storm sewer pipe.....		327332-02	12/99	168.7	177.8	176.4	7.3	-0.8
Concrete pipe, except concrete culvert and storm sewer pipe.....		327332-03	06/94	184.3	184.8	184.7	2.7	-0.1
Secondary products and miscellaneous receipts.....		327332-SM						
Secondary products.....		327332-S	12/79	320.1	323.0	—	—	—
Other concrete product manufacturing.....	32739		12/03	147.8	148.5	148.0	5.3	-0.3

See footnotes at end of table.

Table 11. Producer price indexes for the net output of selected industries and their products, not seasonally adjusted — Continued

Industry and product ¹	Industry code	Product code	Index base	Index			Percent change to Feb. 2015 from:	
				Oct. 2014 ²	Jan. 2015 ²	Feb. 2015 ²	Feb. 2014	Jan. 2015
Other concrete product manufacturing.....	327390		12/03	147.8	148.5	148.1	5.3	-0.3
Primary products.....		327390-P	12/03	146.7	147.3	146.8	5.5	-0.3
Precast concrete products.....		327390-1	12/79	275.2	275.6	275.3	6.3	-0.1
Precast concrete slabs and tile, roof and floor units.....		327390-11	07/85	253.6	252.3	252.3	4.5	0.0
Precast concrete architectural wall panels.....		327390-12	11/84	216.0	216.9	216.9	1.9	0.0
Burial vaults and boxes, precast concrete.....		327390-13	12/79	315.8	317.6	317.6	0.9	0.0
Precast concrete products, except burial vaults and boxes, slabs, and arch. wall panels.....		327390-14	12/79	262.3	263.1	262.6	9.6	-0.2
Prestressed concrete products.....		327390-4	12/79	232.5	235.9	233.1	2.5	-1.2
Prestressed concrete bridge beams and solid and hollow cored slabs and panels.....		327390-4T	06/07	103.2	103.5	103.4	4.7	-0.1
Secondary products and miscellaneous receipts.....		327390-SM						
Miscellaneous receipts.....		327390-M	12/79	425.5	432.6	432.6	—	0.0
Lime and gypsum product manufacturing.....	3274		12/03	154.5	157.1	161.0	1.2	2.5
Lime manufacturing.....	32741		12/03	183.8	186.1	186.2	1.6	0.1
Lime manufacturing.....	327410		12/85	236.3	239.3	239.4	1.7	0.0
Primary products.....		327410-P	12/85	246.0	248.7	248.8	1.6	0.0
Lime.....		327410-0	12/04	179.1	181.1	181.2	1.6	0.1
Secondary products and miscellaneous receipts.....		327410-SM						
Gypsum product manufacturing.....	32742		12/03	151.4	154.2	159.5	1.0	3.4
Gypsum product manufacturing.....	327420		06/81	247.5	252.1	260.7	1.0	3.4
Primary products.....		327420-P	06/81	261.3	266.1	275.6	1.3	3.6
Gypsum building materials.....		327420-1	12/93	221.3	227.1	234.8	2.0	3.4
Secondary products and miscellaneous receipts.....		327420-SM						
Other nonmetallic mineral products.....	3279		12/84	190.8	191.8	192.3	1.9	0.3
Abrasive product manufacturing.....	32791		12/03	133.4	133.2	133.3	0.0	0.1
Abrasive product manufacturing.....	327910		12/80	222.6	222.2	222.4	0.0	0.1
Primary products.....		327910-P	12/80	221.2	220.7	221.0	0.0	0.1
Metal abrasives including steel and iron grid, shot, and sand, and other metal abrasives.....		327910-A	12/80	147.8	147.8	147.8	0.0	0.0
Nonmetallic sized grains, powders, and flour abrasives.....		327910-1	06/87	164.7	164.7	164.7	0.5	0.0
Nonmetallic abrasive products (including diamond abrasives).....		327910-4	12/80	215.4	215.6	215.7	0.5	0.0
Nonmetallic coated abrasive products and buffing wheels, polishing wheels, and laps.....		327910-7	12/80	277.9	276.4	277.1	-0.5	0.3
Secondary products and miscellaneous receipts.....		327910-SM						
Miscellaneous receipts.....		327910-M	12/80	382.5	382.5	382.5	0.2	0.0
All other nonmetallic mineral product mfg.....	32799		12/03	145.9	146.9	147.4	2.5	0.3
Cut stone and stone product manufacturing.....	327991		12/84	162.1	163.0	163.0	4.4	0.0
Primary products.....		327991-P	12/84	156.9	157.7	157.7	4.7	0.0
Dressed dimension granite (including gneiss, syenite, diorite, and cut granite).....		327991-1	12/84	146.3	146.6	146.7	4.4	0.1
Dressed dimension limestone (including dolomite, travertine, calcareous, and tufa).....		327991-4	12/84	169.9	170.0	170.0	0.2	0.0
Dressed dimension marble and other stone.....		327991-7	12/84	165.7	168.0	167.7	7.2	-0.2
Secondary products and miscellaneous receipts.....		327991-SM						
Secondary products.....		327991-S	12/84	186.9	188.5	188.8	1.8	0.2
Ground or treated minerals and earths mfg.....	327992		06/85	256.0	256.6	258.9	5.3	0.9
Primary products.....		327992-P	06/85	248.4	249.1	251.6	3.2	1.0
Minerals and earths, ground or treated.....		327992-0	06/85	248.4	249.1	251.6	3.2	1.0
Treated lightweight aggregate and crushed slag, minerals and earths.....		327992-04	12/14	—	100.3	103.3	—	3.0
Other minerals and earths, treated.....		327992-06	12/14	—	100.2	100.0	—	-0.2
Secondary products and miscellaneous receipts.....		327992-SM						
Mineral wool manufacturing.....	327993		12/81	197.5	200.0	200.8	1.0	0.4
Primary products.....		327993-P	12/81	197.4	199.9	200.7	1.0	0.4
Mineral wool for thermal and acoustical envelope insulation.....		327993-1	12/81	197.3	199.7	200.8	0.8	0.6
Mineral wool for industrial, equipment, and appliance insulation.....		327993-4	12/81	179.8	182.4	182.5	1.6	0.1
Secondary products and miscellaneous receipts.....		327993-SM						
Miscellaneous nonmetallic mineral products.....	327999		12/03	141.3	141.3	141.5	0.6	0.1
Primary products.....		327999-P	12/03	139.4	139.4	139.5	0.4	0.1
Nonmetallic mineral products, n.e.c.....		327999-0	12/03	139.4	139.4	139.5	0.4	0.1
Dry-mixed concrete materials incl. sand, gravel, mortar and cement premixes.....		327999-02	06/06	120.1	120.1	120.3	0.5	0.2
Other nonmetallic mineral products.....		327999-03	06/06	113.0	113.0	113.0	0.2	0.0
Secondary products and miscellaneous receipts.....		327999-SM						
Secondary products.....		327999-S1	12/14	—	—	100.2	—	—
Primary metal mfg.....	331		12/84	202.3	197.3	194.2	-2.9	-1.6
Iron & steel mills & ferroalloy mfg.....	3311		12/03	172.0	165.5	161.3	-5.0	-2.5

See footnotes at end of table.

Table 11. Producer price indexes for the net output of selected industries and their products, not seasonally adjusted — Continued

Industry and product ¹	Industry code	Product code	Index base	Index			Percent change to Feb. 2015 from:	
				Oct. 2014 ²	Jan. 2015 ²	Feb. 2015 ²	Feb. 2014	Jan. 2015
Iron & steel mills & ferroalloy mfg.	33111		12/03	172.0	165.5	161.3	-5.0	-2.5
Iron and steel mills.	331110		06/82	184.5	177.5	173.1	-4.9	-2.5
Primary products.		331110-P	06/82	185.5	178.4	174.3	-4.8	-2.3
Cold finished steel bars.		331110-F	06/82	230.6	215.3	204.7	-6.3	-4.9
Steel ingots and semifinished products.		331110-3	06/82	263.1	255.1	272.5	2.3	6.8
Steel ingots and semifinished products other than wire rod, carbon.		331110-33	12/10	112.2	108.6	106.2	-7.0	-2.2
Steel ingots and semifinished products, alloy.		331110-34	12/10	86.4	88.1	87.1	4.8	-1.1
Steel ingots and semifinished products, stainless.		331110-35	12/10	89.9	86.9	85.6	-9.4	-1.5
Hot rolled steel sheet and strip, including tin mill products.		331110-5	06/82	138.7	134.6	130.2	-6.1	-3.3
Hot rolled steel bars, plates, and structural shapes.		331110-7	06/82	209.8	201.1	194.8	-4.6	-3.1
Hot rolled steel bars, carbon.		331110-72	12/10	104.8	101.6	98.4	-6.0	-3.1
Hot rolled steel plates, carbon.		331110-73	12/10	—	—	106.6	5.2	—
Hot rolled steel structural shapes, carbon.		331110-74	12/10	100.3	93.2	89.5	-9.0	-4.0
Hot rolled steel bars, plates, and structural shapes, alloy.		331110-76	12/10	117.1	109.4	101.7	-9.4	-7.0
Hot rolled steel bars, plates, and structural shapes, stainless.		331110-77	12/10	93.1	—	90.1	1.1	—
Secondary products and miscellaneous receipts.		331110-SM						
Miscellaneous receipts.		331110-M	12/11	93.7	90.3	—	—	—
Secondary products.		331110-S	06/82	127.9	—	124.7	-2.0	—
Steel product mfg from purchased steel.	3312		12/03	179.8	177.3	174.7	-2.3	-1.5
Iron & steel pipe and tube mfg from purchased steel.	33121		12/03	205.6	201.9	197.4	-5.0	-2.2
Iron, steel pipe and tube from purchased steel.	331210		06/82	293.9	288.5	282.2	-4.9	-2.2
Primary products.		331210-P	06/82	298.3	293.9	291.2	-2.9	-0.9
Iron and steel pipes and tubes, purchased iron and steel.		331210-0	06/82	298.3	293.9	291.2	-2.9	-0.9
OCTG, standard, line pipe, carbon.		331210-01	12/10	102.3	102.2	102.3	1.0	0.1
Pressure, mechanical, structural pipe and tube, carbon.		331210-02	12/10	107.4	106.1	104.1	-6.2	-1.9
Pipe and tube, alloy.		331210-03	12/10	102.8	103.9	103.7	0.1	-0.2
Pipe and tube, stainless.		331210-04	12/10	104.3	93.6	92.0	-6.6	-1.7
Secondary products and miscellaneous receipts.		331210-SM1						
Rolling & drawing of purchased steel.	33122		12/03	161.9	160.1	158.8	-0.3	-0.8
Rolled steel shape mfg.	331221		06/82	196.2	192.9	189.8	-0.3	-1.6
Primary products.		331221-P	06/82	182.0	178.7	175.7	-1.0	-1.7
Cold rolled steel sheet and strip, made from purchased steel.		331221-1	06/82	196.9	192.4	187.6	-3.0	-2.5
Cold rolled sheets and strip, carbon steel.		331221-12	12/10	117.3	114.1	111.2	-3.0	-2.5
Cold rolled sheets and strip, alloy steel.		331221-13	12/10	103.2	100.0	—	—	—
Cold rolled sheets and strip, stainless steel.		331221-14	12/10	89.1	88.4	85.9	-2.3	-2.8
Cold finished steel bars and bar shapes, purchased steel.		331221-3	06/82	162.2	162.6	162.5	4.6	-0.1
Cold finished steel bars and bar shapes, carbon steel.		331221-32	12/10	108.7	109.0	109.0	4.9	0.0
Cold finished steel bars and bar shapes, alloy steel.		331221-33	12/10	104.4	106.0	106.4	5.7	0.4
Secondary products and miscellaneous receipts.		331221-SM						
Steel wire drawing.	331222		06/82	196.3	195.7	195.9	-0.3	0.1
Primary products.		331222-P	06/82	197.7	197.1	197.2	-0.4	0.1
Steel wire, including galvanized and other coated wire.		331222-5	06/82	181.1	180.2	180.1	-0.1	-0.1
Carbon steel wire.		331222-5A	06/82	190.5	189.7	189.8	-0.3	0.1
Secondary products and miscellaneous receipts.		331222-SM						
Alumina & aluminum production & processing.	3313		12/03	128.7	127.6	126.6	4.5	-0.8
Alumina & aluminum production & processing.	33131		12/03	128.8	127.6	126.7	4.5	-0.7
Alumina refining and primary aluminum production.	331313		06/80	130.1	125.2	126.9	8.6	1.4
Primary products.		331313-P	06/80	133.4	128.5	130.3	8.6	1.4
Aluminum oxide, except natural alumina.		331313-1	12/82	197.0	211.8	204.0	6.4	-3.7
Secondary smelting and alloying of aluminum.	331314		12/03	136.2	135.4	133.2	4.0	-1.6
Primary products.		331314-P	06/80	148.5	148.1	145.5	4.4	-1.8
Aluminum ingot, including billet, made by secondary smelters.		331314-2	12/03	135.1	134.7	131.4	2.6	-2.4
Secondary products and miscellaneous receipts.		331314-SM						
Aluminum sheet, plate, and foil mfg.	331315		06/81	182.9	182.1	181.6	3.7	-0.3
Primary products.		331315-P	06/81	188.3	187.5	187.0	3.7	-0.3
Aluminum sheet, plate, and foil.		331315-0	06/81	188.3	187.5	187.0	3.7	-0.3
Other aluminum rolling, drawing, and extruding.	331318		12/81	194.9	194.3	190.4	5.3	-2.0
Primary products.		331318-P	12/81	199.3	198.6	194.5	5.1	-2.1
Aluminum extruded products.		331318-6	12/81	199.8	199.2	194.5	6.1	-2.4
Extruded aluminum rod, bar, and other extruded shapes.		331318-61	12/81	207.1	206.5	201.5	5.9	-2.4
Extruded and drawn aluminum tube.		331318-63	12/94	115.8	115.6	112.9	6.7	-2.3
Secondary products and miscellaneous receipts.		331318-SM						
Secondary products.		331318-S	12/11	108.0	108.2	108.1	0.6	-0.1
Nonferrous (exc alum) production & processing.	3314		12/03	209.5	201.7	199.4	-6.0	-1.1

See footnotes at end of table.

Table 11. Producer price indexes for the net output of selected industries and their products, not seasonally adjusted — Continued

Industry and product ¹	Industry code	Product code	Index base	Index			Percent change to Feb. 2015 from:	
				Oct. 2014 ²	Jan. 2015 ²	Feb. 2015 ²	Feb. 2014	Jan. 2015
Nonferrous metal (except aluminum) smelting and refining.....	33141		12/03	218.5	216.6	211.4	-8.6	-2.4
Nonferrous metal (except aluminum) smelting and refining.....	331410		12/09	86.6	85.7	83.7	-8.7	-2.3
Primary products.....		331410-P	12/09	90.5	89.4	87.3	-8.7	-2.3
Primary smelting and refining of copper.....		331410-1	06/80	269.6	261.1	251.2	-10.0	-3.8
Primary nonferrous metal, except copper and aluminum.....		331410-9	12/11	85.3	85.3	84.2	-7.9	-1.3
Secondary products and miscellaneous receipts.....		331410-SM1						
Copper rolling/drawing/extruding & alloying.....	33142		12/03	229.3	216.6	214.3	-8.3	-1.1
Copper rolling, drawing, extruding, and alloying.....	331420		12/11	90.6	85.6	84.7	-8.2	-1.1
Primary products.....		331420-P	12/11	90.2	85.1	84.2	-8.5	-1.1
Copper rolling, drawing, and extruding.....		331420-1	12/80	332.7	315.9	307.4	-10.5	-2.7
Copper and copper-base alloy rod, bar, and shapes.....		331420-13	12/80	376.6	366.5	349.7	-9.3	-4.6
Copper and copper-base alloy sheet, strip, and plate.....		331420-17	12/80	347.0	321.3	312.3	-12.6	-2.8
Copper and copper-base alloy pipe and tube.....		331420-19	12/80	284.8	264.8	268.5	-11.0	1.4
Copper wire and cable (except mechanical) drawing.....		331420-2	12/03	226.8	211.0	215.6	-4.9	2.2
Secondary processing of copper.....		331420-3	12/03	295.6	278.6	280.1	-5.9	0.5
Secondary products and miscellaneous receipts.....		331420-SM						
Other nonferrous roll/draw/extruding/alloying.....	33149		12/03	188.9	184.4	182.8	-1.8	-0.9
Nonferrous metal (except copper and aluminum) rolling, drawing, and extruding.....	331491		12/03	174.1	172.1	171.3	1.2	-0.5
Primary products.....		331491-P	12/03	151.2	150.0	149.2	2.0	-0.5
All other nonferrous metal mill shapes.....		331491-D	06/82	202.7	202.4	202.4	-6.3	0.0
Nickel and nickel-base alloy mill shapes.....		331491-2	06/82	220.1	209.5	208.0	1.4	-0.7
Titanium and titanium-base alloy mill shapes.....		331491-3	06/82	157.5	166.0	165.3	10.3	-0.4
Secondary products and miscellaneous receipts.....		331491-SM						
Secondary smelting, refining, and alloying of nonferrous metal (except copper and aluminum).....	331492		12/03	204.8	197.4	195.3	-4.5	-1.1
Primary products.....		331492-P	12/03	205.3	197.1	196.0	-4.5	-0.6
All other miscellaneous secondary nonferrous metals, including secondary lead.....		331492-B	06/11	85.1	80.8	80.8	-7.4	0.0
Nonferrous metal powders, paste, and flakes (excluding aluminum and copper).....		331492-1	06/85	220.2	210.5	207.6	-2.3	-1.4
Secondary precious metals and precious metal alloys.....		331492-9	06/80	153.5	151.3	151.7	-7.6	0.3
Secondary products and miscellaneous receipts.....		331492-SM						
Miscellaneous receipts.....		331492-M1	06/11	69.2	67.8	60.6	-	-10.6
Secondary products.....		331492-S	12/03	244.7	249.8	245.3	6.2	-1.8
Foundries.....	3315		12/03	150.8	150.7	150.1	-0.1	-0.4
Ferrous metal foundries.....	33151		12/84	213.9	213.7	213.0	0.1	-0.3
Iron foundries.....	331511		12/80	250.5	250.2	248.4	-0.4	-0.7
Primary products.....		331511-P	12/80	249.1	248.9	246.6	-0.4	-0.9
Standard and pearlitic malleable iron castings.....		331511-T	06/12	-	102.5	103.8	-	1.3
Ductile iron pressure pipe and fittings.....		331511-1	12/80	311.7	310.5	300.0	-1.9	-3.4
Other ductile iron castings.....		331511-3	06/86	179.7	178.9	178.7	-0.6	-0.1
Cast iron pressure pipe and fittings.....		331511-5Y	06/12	108.6	113.5	114.2	4.3	0.6
Other ductile iron castings for automotive uses.....		331511-31	06/12	102.1	101.3	101.4	-0.8	0.1
Other ductile iron castings for all other uses.....		331511-32	06/12	103.6	104.0	103.6	0.2	-0.4
Cast iron soil pipe and fittings, all sizes.....		331511-7	12/03	213.1	218.5	218.5	3.7	0.0
Other gray iron castings.....		331511-9	12/03	157.5	157.5	157.4	0.1	-0.1
Secondary products and miscellaneous receipts.....		331511-SM						
Secondary products.....		331511-S	12/03	175.0	172.9	177.5	0.1	2.7
Steel investment foundries.....	331512		06/81	251.2	249.6	251.5	1.5	0.8
Primary products.....		331512-P	06/81	240.3	238.5	239.1	0.7	0.3
Steel investment castings.....		331512-0	06/81	240.3	238.5	239.1	0.7	0.3
Secondary products and miscellaneous receipts.....		331512-SM						
Secondary products.....		331512-S	06/81	394.7	397.5	419.8	10.5	5.6
Steel foundries, except investment.....	331513		06/81	218.0	218.6	218.6	0.6	0.0
Primary products.....		331513-P	12/03	158.8	159.3	159.2	0.4	-0.1
Carbon steel castings, except investment.....		331513-1	06/81	244.5	248.1	247.4	0.4	-0.3
High alloy steel castings, except investment.....		331513-3	06/81	222.0	219.0	220.2	2.2	0.5
Other alloy steel castings, except investment.....		331513-5	12/03	155.0	154.9	154.8	-0.1	-0.1
Secondary products and miscellaneous receipts.....		331513-SM						
Nonferrous metal foundries.....	33152		12/84	190.3	190.2	189.3	-0.4	-0.5
Nonferrous metal die-casting foundries.....	331523		12/11	98.9	98.7	98.6	0.1	-0.1
Primary products.....		331523-P	12/11	98.9	98.7	98.6	-0.1	-0.1
Aluminum and aluminum-base alloy die-castings.....		331523-1	06/83	161.1	160.8	160.2	-0.7	-0.4
Nonferrous (except aluminum) die-castings.....		331523-2	06/91	184.1	183.3	184.6	1.9	0.7
Secondary products and miscellaneous receipts.....		331523-SM						
Secondary products.....		331523-S	12/11	101.7	102.4	102.5	3.2	0.1

See footnotes at end of table.

Table 11. Producer price indexes for the net output of selected industries and their products, not seasonally adjusted — Continued

Industry and product ¹	Industry code	Product code	Index base	Index			Percent change to Feb. 2015 from:	
				Oct. 2014 ²	Jan. 2015 ²	Feb. 2015 ²	Feb. 2014	Jan. 2015
Aluminum foundries, except die-casting.....	331524		06/91	158.1	159.8	159.6	1.6	-0.1
Primary products.....		331524-P	06/91	157.0	159.0	158.7	1.9	-0.2
Aluminum foundries.....		331524-0	06/91	157.0	159.0	158.7	1.9	-0.2
Aluminum and aluminum-base alloy sand castings.....		331524-01	06/83	218.0	219.7	219.6	1.0	0.0
Aluminum and aluminum-base alloy permanent and semipermanent mold castings (exc cast aluminum).....		331524-02	06/83	161.6	165.0	164.3	3.1	-0.4
Secondary products and miscellaneous receipts.....		331524-SM						
Secondary products.....		331524-S1	06/08	123.4	123.3	123.3	0.0	0.0
Other nonferrous metal foundries (except die-casting).....	331529		12/11	100.7	99.3	97.4	-4.5	-1.9
Primary products.....		331529-P	12/11	100.5	99.2	97.0	-5.3	-2.2
Copper products (except die-cast).....		331529-5	06/83	318.8	309.4	299.6	-8.2	-3.2
Other nonferrous products (except die-cast).....		331529-8	06/83	205.6	207.4	205.7	-1.1	-0.8
Secondary products and miscellaneous receipts.....		331529-SM						
Secondary products.....		331529-S	12/11	107.5	107.9	107.7	0.2	-0.2
Fabricated metal product mfg.....	332		12/84	188.7	189.0	189.1	0.7	0.1
Forging & stamping.....	3321		12/03	133.0	132.7	131.8	-0.8	-0.7
Forging & stamping.....	33211		12/03	133.1	132.7	131.8	-0.8	-0.7
Iron and steel forging.....	332111		12/83	160.0	159.7	159.6	-0.4	-0.1
Primary products.....		332111-P	12/83	154.8	154.9	154.5	-0.1	-0.3
Hot impression die impact, press and upset steel forgings.....		332111-1	12/83	168.4	168.5	168.0	0.5	-0.3
Open die and smith forgings, ferrous, from purchased iron and steel.....		332111-7Y	12/83	139.7	139.7	139.7	-3.3	0.0
Hot impression die impact, press and upset carbon steel forgings.....		332111-11	12/83	190.1	190.1	190.1	0.7	0.0
Hot impression die impact, press and upset alloy steel forgings.....		332111-12	12/83	148.1	149.0	147.8	0.7	-0.8
Secondary products and miscellaneous receipts.....		332111-SM						
Nonferrous forging.....	332112		12/83	151.3	151.3	151.1	-0.3	-0.1
Primary products.....		332112-P	12/83	161.2	161.2	160.9	-0.3	-0.2
Hot impression die impact, press and upset nonferrous forgings.....		332112-1Z	12/83	167.6	167.6	167.6	0.1	0.0
Hot impression die impact, press, and upset aluminum and aluminum alloy forgings.....		332112-1Z1	12/83	179.1	179.1	179.1	0.3	0.0
Hot impression die impact, press, and upset titanium and titanium alloy forgings.....		332112-1Z2	12/83	133.4	133.4	—	—	—
Other nonferrous hot impression die impact, press, and upset forgings.....		332112-1Z3	06/98	123.9	123.9	123.9	0.0	0.0
Secondary products and miscellaneous receipts.....		332112-SM						
Custom roll forming.....	332114		12/03	128.1	126.9	125.2	-2.6	-1.3
Primary products.....		332114-P	12/84	152.8	151.3	149.1	-2.8	-1.5
Custom roll form products.....		332114-0	06/90	148.4	146.9	144.8	-2.8	-1.4
Secondary products and miscellaneous receipts.....		332114-SM						
Secondary products.....		332114-S	12/84	125.2	125.8	—	—	—
Powder metallurgy part manufacturing.....	332117		12/03	120.7	121.2	121.0	0.7	-0.2
Primary products.....		332117-P	12/03	120.8	121.3	121.3	0.9	0.0
Powder metallurgy parts.....		332117-0	12/91	124.0	124.5	124.5	0.9	0.0
Secondary products and miscellaneous receipts.....		332117-SM						
Secondary products.....		332117-S	12/03	116.5	—	—	—	—
Other metal stamping, except automotive.....	332119		06/84	184.3	184.1	182.8	-0.1	-0.7
Primary products.....		332119-P	12/03	144.2	144.2	144.6	1.3	0.3
Metal stamping.....		332119-6	12/03	143.7	143.7	143.8	1.2	0.1
Metal job stampings, except automotive.....		332119-61	06/84	188.9	188.3	188.6	1.2	0.2
Recreational vehicle metal job stamping.....		332119-611	06/07	110.1	109.5	110.2	-0.3	0.6
Motor and generator metal job stamping.....		332119-612	06/07	115.6	115.3	113.2	3.5	-1.8
Other metal job stampings.....		332119-613	06/07	127.8	127.7	128.2	0.7	0.4
Computer and office machine metal job stamping.....		332119-614	06/07	104.0	104.0	104.0	0.0	0.0
Electrical appliance metal job stamping.....		332119-615	06/07	110.8	109.6	109.6	3.9	0.0
Metal spinning products, excluding cooking and kitchen utensils.....		332119-63	06/98	263.7	263.7	263.7	2.2	0.0
Stamped and pressed metal end products, including vitreous enameled products.....		332119-66	06/84	161.7	163.6	163.6	1.3	0.0
Secondary products and miscellaneous receipts.....		332119-SM						
Miscellaneous receipts.....		332119-M	12/03	106.4	104.0	79.0	-28.9	-24.0
Secondary products.....		332119-S	12/03	115.1	114.7	114.7	0.2	0.0
Cutlery & handtool mfg.....	3322		12/03	127.4	128.0	128.2	0.9	0.2
Cutlery & handtool mfg.....	33221		12/03	127.4	128.0	128.2	0.9	0.2
Metal kitchen cookware, utensil, cutlery, and flatware (except precious) mfg.....	332215		12/11	104.6	105.6	105.7	1.8	0.1
Primary products.....		332215-P	12/11	104.6	105.3	105.4	1.6	0.1
Cutlery and flatware, except precious.....		332215-1	12/83	228.6	229.3	229.9	1.2	0.3
Cutlery, scissors, shears, trimmers, and snips.....		332215-12	12/83	204.7	206.2	207.3	0.9	0.5
Razor blades and razors, except electric.....		332215-13	12/83	248.2	248.2	248.2	1.5	0.0
Kitchen utensils, pots, and pans.....		332215-4	12/03	125.7	127.1	127.1	2.2	0.0

See footnotes at end of table.

Table 11. Producer price indexes for the net output of selected industries and their products, not seasonally adjusted — Continued

Industry and product ¹	Industry code	Product code	Index base	Index			Percent change to Feb. 2015 from:	
				Oct. 2014 ²	Jan. 2015 ²	Feb. 2015 ²	Feb. 2014	Jan. 2015
Metal kitchen cookware, utensil, cutlery, and flatware (except precious) mfg - Continued								
Stamped and spun utensils, cooking and kitchen, aluminum.....		332215-41	06/84	181.8	183.4	183.4	2.1	0.0
Stamped and spun utensils, cooking and kitchen, except aluminum.....		332215-43	06/84	215.4	218.7	218.6	2.3	0.0
Secondary products and miscellaneous receipts.....		332215-SM						
Saw blade, handsaw, and hand and edge tool mfg.....	332216		12/11	103.9	104.1	104.3	0.4	0.2
Primary products.....		332216-P	12/11	104.0	104.3	104.5	0.6	0.2
Hand and edge tools.....		332216-2	06/83	222.0	222.7	223.2	0.9	0.2
Mechanics' hand service tools.....		332216-22	06/83	230.6	230.7	230.7	0.0	0.0
Edge tools, hand-operated.....		332216-23	06/96	148.8	148.9	149.9	2.2	0.7
Dies and interchangeable cutting tools, machine/power-driven hand tools.....		332216-25	06/06	109.8	—	110.8	1.5	—
All other miscellaneous hand tools, except handsaws.....		332216-27	12/11	106.9	107.4	107.3	1.2	-0.1
Precision measuring tools (inspection, quality control, etc.).....		332216-29	06/83	188.4	189.9	190.5	1.3	0.3
Saw blades and handsaws.....		332216-3	06/83	178.8	178.8	179.1	-1.2	0.2
Secondary products and miscellaneous receipts.....		332216-SM						
Miscellaneous receipts.....		332216-M	12/11	102.9	102.9	102.9	-1.0	0.0
Secondary products.....		332216-S	12/11	103.9	104.9	104.9	0.8	0.0
Architectural & structural metals mfg.....	3323		12/03	146.2	146.5	146.7	1.2	0.1
Plate work & fabricated structural prod mfg.....	33231		12/03	153.5	153.6	153.7	0.9	0.1
Prefabricated metal buildings and components mfg.....	332311		12/81	285.1	287.9	288.1	3.2	0.1
Primary products.....		332311-P	12/81	296.1	299.2	299.4	3.1	0.1
Prefabricated metal bldg & component systems (excl. farm service bldgs, resid. bldgs, & parts).....		332311-1	12/81	292.2	297.4	297.4	3.8	0.0
Prefabricated metal building systems (excl. farm service bldgs, resid. bldgs, and parts).....		332311-11	06/07	125.7	—	—	—	—
Industrial & commercial prefab metal building systems (excl farm svc bldgs, residential, parts).....		332311-12	06/07	144.3	—	—	—	—
Other prefabricated and portable metal buildings and parts.....		332311-3	12/81	301.2	298.8	299.7	1.6	0.3
Other prefabricated & portable buildings, steel and aluminum.....		332311-33	12/97	216.5	223.2	—	—	—
Panels, parts, and sections for prefabricated buildings, steel and aluminum.....		332311-34	12/81	251.0	245.1	—	—	—
Secondary products and miscellaneous receipts.....		332311-SM						
Fabricated structural metal mfg.....	332312		12/03	144.0	143.8	143.9	0.3	0.1
Primary products.....		332312-P	06/82	196.9	196.7	197.4	0.7	0.4
Fabricated structural metal bar joists and concrete reinforcing bars.....		332312-1	06/82	187.8	188.0	187.4	2.6	-0.3
Fabricated structural metal for bridges.....		332312-3Z	06/82	187.5	183.0	189.8	3.9	3.7
Fabricated structural iron and steel for industrial buildings metal bar joists, short span.....		332312-11	06/11	99.6	98.8	98.6	4.2	-0.2
Fabricated structural iron & steel for commercial, residential, institutional, & public bldgs.....		332312-12	06/11	108.7	109.0	108.6	2.2	-0.4
Secondary products and miscellaneous receipts.....		332312-SM						
Secondary products.....		332312-S	06/82	254.0	254.0	251.8	-2.2	-0.9
Plate work mfg.....	332313		12/03	148.2	147.8	147.6	1.2	-0.1
Primary products.....		332313-P	12/03	147.3	146.9	146.6	1.2	-0.2
Fabricated plate work (stacks and weldments).....		332313-0	03/80	223.4	222.7	222.4	1.3	-0.1
Secondary products and miscellaneous receipts.....		332313-SM						
Secondary products.....		332313-S	03/80	230.4	229.7	230.2	1.8	0.2
Ornamental & architectural metal prod mfg.....	33232		12/03	140.8	141.3	141.7	1.6	0.3
Metal window and door mfg.....	332321		06/83	218.1	218.5	218.7	0.5	0.1
Primary products.....		332321-P	06/83	226.2	226.6	226.8	0.5	0.1
Metal doors (except storm doors).....		332321-1	06/83	232.9	233.2	233.2	0.3	0.0
Metal molding and trim and store fronts.....		332321-5Z	06/83	377.1	383.1	—	—	—
Metal combination screen, storm sash, and storm doors.....		332321-7	06/83	176.7	176.7	176.7	0.2	0.0
Metal window/door screens (exc. combos) & weather strip.....		332321-9	06/83	206.3	—	—	—	—
Secondary products and miscellaneous receipts.....		332321-SM						
Secondary products.....		332321-S	06/83	183.8	184.5	184.7	0.9	0.1
Sheet metal work mfg.....	332322		12/82	196.0	197.4	198.0	2.3	0.3
Primary products.....		332322-P	12/82	198.3	199.9	200.7	2.6	0.4
Sheet metal awnings, canopies, cornices, and soffits.....		332322-A	01/05	134.4	134.4	134.4	3.0	0.0
Sheet metal electronic enclosures.....		332322-C	06/11	98.9	98.9	98.8	-0.1	-0.1
Steel sheet metal computer & peripheral equipment enclosures.....		332322-C1	06/11	99.0	99.0	99.0	-0.4	0.0
Aluminum sheet metal computer & peripheral equipment enclosures.....		332322-C2	06/11	96.4	96.4	—	—	—
Other sheet metal electronic enclosures (excluding computers).....		332322-C3	06/11	97.9	97.9	97.9	0.0	0.0
Other sheet metal work.....		332322-G	12/03	122.8	124.8	124.8	2.5	0.0
Sheet metal air-conditioning ducts and stove pipe.....		332322-1	12/03	171.6	169.3	173.2	1.6	2.3
Sheet metal roofing and roof drainage equipment.....		332322-7	12/03	140.6	140.5	139.5	0.9	-0.7
Secondary products and miscellaneous receipts.....		332322-SM						
Secondary products.....		332322-S	12/03	126.7	126.7	127.1	1.8	0.3

See footnotes at end of table.

Table 11. Producer price indexes for the net output of selected industries and their products, not seasonally adjusted — Continued

Industry and product ¹	Industry code	Product code	Index base	Index			Percent change to Feb. 2015 from:	
				Oct. 2014 ²	Jan. 2015 ²	Feb. 2015 ²	Feb. 2014	Jan. 2015
Ornamental and architectural metal work mfg.	332323		12/83	252.9	253.3	254.6	2.0	0.5
Primary products.....		332323-P	12/83	264.8	265.0	266.7	2.1	0.6
Ornamental and architectural metal work.....		332323-3Z	12/97	155.9	155.9	156.9	2.3	0.6
Iron, steel, and aluminum stairs, staircases, and fire escapes.....		332323-3Z1	12/83	194.0	194.0	194.0	3.0	0.0
Steel and aluminum fences, gates (not wire), and railings and window guards... ..		332323-3Z2	12/97	154.3	154.3	156.7	1.3	1.6
Open metal flooring, grating, and studs.....		332323-6	12/97	183.9	—	—	—	—
Other architectural and ornamental work.....		332323-9	12/97	168.7	169.1	169.0	0.7	-0.1
Other aluminum and metal architectural and ornamental work.....		332323-91	12/88	168.2	169.0	168.8	0.7	-0.1
Other iron and steel architectural and ornamental work.....		332323-92	12/97	175.8	175.8	175.8	0.7	0.0
Secondary products and miscellaneous receipts.....		332323-SM						
Miscellaneous receipts.....		332323-M	12/84	165.7	165.8	164.0	0.4	-1.1
Secondary products.....		332323-S	12/83	169.8	172.6	172.4	2.1	-0.1
Boiler, tank & shipping container mfg.	3324		12/03	145.5	146.2	145.9	1.5	-0.2
Power boiler & heat exchanger mfg.	33241		12/03	161.2	163.4	164.5	3.4	0.7
Power boiler and heat exchanger mfg.	332410		12/03	161.3	163.4	164.5	3.4	0.7
Primary products.....		332410-P	12/03	159.7	162.0	162.0	2.7	0.0
Fabricated heat exchangers and steam condensers (except for nuclear applications).....		332410-1	03/80	334.9	341.4	341.4	3.1	0.0
Steel power boilers (stationary and marine), parts and attachments (exc. for nuclear app).....		332410-5	03/80	246.7	246.7	246.7	2.0	0.0
Parts and attachments for steel power boilers (sold separately) (exc. nuclear applications).....		332410-52	06/11	104.7	104.7	104.7	1.4	0.0
Secondary products and miscellaneous receipts.....		332410-SM						
Secondary products.....		332410-S	03/80	300.5	302.4	—	—	—
Metal tank (heavy gauge) mfg.	33242		12/03	149.8	150.0	149.1	0.8	-0.6
Metal tank, heavy gauge, mfg.	332420		12/03	149.7	149.9	149.0	0.8	-0.6
Primary products.....		332420-P	12/03	147.3	147.4	147.0	0.9	-0.3
Metal tanks, complete at factory (standard line nonpressure).....		332420-C	03/80	219.7	221.2	219.9	0.6	-0.6
Metal tanks and vessels, custom fabricated at factory, field erected.....		332420-E	03/80	298.3	298.3	298.3	2.2	0.0
Ferrous metal pressure tanks and vessels (more than 24 inch diameter and 5 cu ft capacity).....		332420-E1	06/11	108.3	108.3	108.3	0.9	0.0
All other metal tanks and vessels, custom fabricated at the factory.....		332420-E2	06/11	114.6	114.6	114.6	3.0	0.0
Metal tanks and vessels, custom fabricated and field erected.....		332420-G	03/80	200.3	200.3	198.5	-0.3	-0.9
Metal tanks, complete at factory (standard line pressure).....		332420-9Z	03/80	216.7	216.7	216.7	1.2	0.0
Secondary products and miscellaneous receipts.....		332420-SM						
Miscellaneous receipts.....		332420-M	12/86	—	261.0	252.4	-0.9	-3.3
Secondary products.....		332420-S	03/80	209.2	211.5	211.5	2.9	0.0
Light gauge metal container mfg.	33243		12/84	145.2	145.7	145.3	1.3	-0.3
Metal can mfg.	332431		06/81	153.2	153.6	153.2	1.3	-0.3
Primary products.....		332431-P	06/81	149.8	150.2	150.1	1.4	-0.1
Steel cans and tinware products.....		332431-1	06/81	210.9	210.8	210.7	0.4	0.0
Aluminum cans (including lids, ends, and parts shipped separately).....		332431-3	06/81	111.1	111.6	111.6	2.1	0.0
Secondary products and miscellaneous receipts.....		332431-SM						
Secondary products.....		332431-S	06/81	192.6	194.2	194.2	5.5	0.0
Other metal container mfg.	332439		12/03	143.2	144.2	143.8	1.5	-0.3
Primary products.....		332439-P	12/03	146.4	147.4	147.0	1.6	-0.3
Steel pails (1- to 12-gallon capacity) and fabricated steel boxes.....		332439-1	06/83	223.3	223.3	223.3	—	0.0
Steel shipping barrels & drums, exc. beer barrels (more than 12-gallon capacity).....		332439-3	06/83	274.6	271.6	269.5	1.1	-0.8
All other metal containers.....		332439-6	12/03	119.9	122.4	122.2	2.5	-0.2
Secondary products and miscellaneous receipts.....		332439-SM						
Secondary products.....		332439-S	12/03	122.4	124.0	123.9	—	-0.1
Hardware mfg.	3325		12/03	135.7	135.6	139.3	3.6	2.7
Hardware mfg.	33251		12/03	135.7	135.6	139.3	3.6	2.7
Hardware mfg.	332510		06/85	182.0	181.9	186.9	3.7	2.7
Primary products.....		332510-P	06/85	179.4	179.2	179.0	1.3	-0.1
All other miscellaneous hardware.....		332510-A	06/85	245.9	—	—	—	—
Furniture hardware (excluding cabinet hardware).....		332510-2	06/85	197.8	—	—	—	—
Builders' hardware, including fabricated metal safe and vault locks, & cabinet hardware.....		332510-4	06/85	214.9	214.4	213.5	2.0	-0.4
Motor vehicle hardware (lock units, door & window handles, window regulators, hinges, etc.).....		332510-6	06/85	118.4	118.8	119.0	0.3	0.2
Other transportation equipment hardware (except motor vehicle hardware).....		332510-7	06/85	298.7	298.7	302.6	2.1	1.3
Secondary products and miscellaneous receipts.....		332510-SM						
Miscellaneous receipts.....		332510-M	07/85	238.5	241.1	263.9	10.2	9.5
Secondary products.....		332510-S	06/85	177.5	174.4	—	—	—
Spring & wire product mfg.	3326		12/03	157.1	157.2	157.2	0.6	0.0

See footnotes at end of table.

Table 11. Producer price indexes for the net output of selected industries and their products, not seasonally adjusted — Continued

Industry and product ¹	Industry code	Product code	Index base	Index			Percent change to Feb. 2015 from:	
				Oct. 2014 ²	Jan. 2015 ²	Feb. 2015 ²	Feb. 2014	Jan. 2015
Spring & wire product mfg.	33261		12/03	157.1	157.2	157.2	0.6	0.0
Spring mfg.	332613		12/11	103.5	103.5	103.7	0.8	0.2
Primary products.		332613-P	12/11	103.7	103.6	103.9	0.9	0.3
Heavy gauge springs.		332613-1	06/81	198.4	198.2	198.2	1.1	0.0
Hot formed steel springs, except wire.		332613-11	06/81	222.4	221.9	—	—	—
Cold formed steel springs, except wire.		332613-13	06/81	168.0	168.0	—	—	—
Light gauge springs.		332613-2	12/82	176.7	176.7	177.3	0.7	0.3
Precision mechanical wire springs.		332613-22	12/82	193.6	193.7	193.7	1.1	0.0
Precision mechanical extension- and torsion-type wire springs.		332613-221	06/01	155.9	156.1	156.8	2.7	0.4
Precision mechanical compression-type wire springs.		332613-222	06/01	132.3	132.4	132.1	0.3	-0.2
Other wire springs, including spring units for box springs, innerspring mattresses, etc.		332613-24	12/82	162.7	162.6	163.7	0.3	0.7
Secondary products and miscellaneous receipts.		332613-SM						
Miscellaneous receipts.		332613-M	12/11	104.4	104.4	104.4	0.4	0.0
Secondary products.		332613-S	12/11	99.5	99.7	99.5	0.2	-0.2
Other fabricated wire product mfg.	332618		12/82	226.5	226.7	226.6	0.6	0.0
Primary products.		332618-P	12/82	216.8	217.5	217.4	0.7	0.0
Other ferrous wire products, excluding springs, made from purchased wire.		332618-B	12/82	225.4	225.3	226.1	0.9	0.4
Noninsulated ferrous wire rope, cable, forms and strand, made from purchased wire.		332618-1	12/82	211.4	211.4	209.9	0.9	-0.7
Other fabricated wire products, made from purchased wire.		332618-2	06/85	104.2	104.2	104.2	0.0	0.0
Ferrous wire cloth and other ferrous woven wire products, made from purchased wire.		332618-3	12/82	161.2	160.8	160.8	0.0	0.0
Nonferrous wire cloth and other nonferrous woven wire products, made from purchased wire.		332618-5	12/82	169.6	168.2	167.4	-2.0	-0.5
Steel fencing and fence gates, made from purchased wire.		332618-7	12/82	272.3	278.1	—	—	—
Steel nails, staples, tacks, spikes, and brads, made from purchased wire.		332618-9	12/03	174.6	181.2	180.1	1.9	-0.6
Secondary products and miscellaneous receipts.		332618-SM						
Miscellaneous receipts.		332618-M	12/82	237.8	236.0	236.1	-0.2	0.0
Secondary products.		332618-S	12/82	510.5	503.9	502.3	0.3	-0.3
Mach shops, turn prod, screw, nut, bolt mfg.	3327		12/03	132.7	132.6	132.1	-0.6	-0.4
Machine shops.	33271		12/03	128.1	128.2	128.2	0.1	0.0
Machine shops.	332710		06/84	170.4	170.5	170.5	0.1	0.0
Primary products.		332710-P	06/84	167.7	167.9	167.8	0.0	-0.1
Machine shop job work and job order repairs.		332710-0	06/84	166.5	166.7	166.6	0.0	-0.1
Secondary products and miscellaneous receipts.		332710-SM						
Turned product & screw, nut & bolt mfg.	33272		12/84	175.0	174.5	173.0	-1.4	-0.9
Precision turned product mfg.	332721		12/83	187.4	185.7	183.0	-2.4	-1.5
Primary products.		332721-P	12/83	173.3	173.5	173.4	0.5	-0.1
Precision turned products, automotive.		332721-1	12/83	149.0	148.8	148.8	-0.3	0.0
Precision turned products, except automotive.		332721-3	12/83	185.6	185.9	185.7	0.8	-0.1
Secondary products and miscellaneous receipts.		332721-SM						
Bolt, nut, screw, rivet, and washer mfg.	332722		06/82	176.7	177.8	177.8	0.0	0.0
Primary products.		332722-P	06/82	180.2	181.3	181.4	0.0	0.1
Products (except fasteners), made by cold-, warm- or hot-heading processes.		332722-A	06/82	216.9	219.6	—	—	—
Aircraft fasteners, except plastics (including aerospace).		332722-1	06/82	269.6	269.6	269.6	-4.0	0.0
Externally threaded metal fasteners (except aircraft types).		332722-3	06/82	157.2	157.8	158.1	1.2	0.2
Hex bolts, including heavy, tap-and-joint (excluding high-strength structural & aircraft types).		332722-3122	06/82	157.4	158.2	158.2	0.7	0.0
Other metal bolts, including square, round, plow, high-strength structural, & bent bolts.		332722-3133	12/99	176.6	178.2	178.1	2.7	-0.1
Cap, set, machine, lag, flange, and self-locking screws (except aircraft types). ...		332722-3144	12/87	174.1	174.1	176.2	2.3	1.2
Tapping screws and wood screws (except aircraft types).		332722-3155	06/82	162.7	162.7	162.7	0.0	0.0
Other externally threaded metal fasteners, including studs (except aircraft types).		332722-3199	12/99	110.5	110.6	110.5	-0.1	-0.1
Internally threaded fasteners (except aircraft types).		332722-5	06/82	124.0	126.7	126.7	2.8	0.0
Nonthreaded metal fasteners (except aircraft types).		332722-7Y	06/82	179.5	179.8	179.8	0.1	0.0
Secondary products and miscellaneous receipts.		332722-SM						
Miscellaneous receipts.		332722-M	06/82	172.5	172.5	172.7	0.5	0.1
Coating/engrave/heat treating & other activity.	3328		12/03	129.5	129.9	130.2	1.7	0.2
Coating/engrave/heat treating & other activity.	33281		12/84	178.2	178.8	179.2	1.7	0.2
Metal heat treating.	332811		06/85	151.9	152.9	153.8	1.9	0.6
Primary products.		332811-P	06/85	153.1	153.7	154.6	1.2	0.6
Heat treating of metal for the trade (pickling, annealing, etc.).		332811-0	06/85	153.1	153.7	154.6	1.2	0.6
Secondary products and miscellaneous receipts.		332811-SM						
Metal coating and nonprecious engraving.	332812		12/84	161.9	162.5	162.6	1.8	0.1

See footnotes at end of table.

Table 11. Producer price indexes for the net output of selected industries and their products, not seasonally adjusted — Continued

Industry and product ¹	Industry code	Product code	Index base	Index			Percent change to Feb. 2015 from:	
				Oct. 2014 ²	Jan. 2015 ²	Feb. 2015 ²	Feb. 2014	Jan. 2015
Metal coating and nonprecious engraving - Continued								
Primary products.....		332812-P	12/84	166.7	167.2	167.3	1.6	0.1
Metal coating, engraving, and allied services.....		332812-0	12/84	166.7	167.2	167.3	1.6	0.1
Secondary products and miscellaneous receipts.....		332812-SM						
Secondary products.....		332812-S	12/84	96.5	96.3	96.2	0.6	-0.1
Electroplating, anodizing and coloring metal.....	332813		12/84	198.9	198.8	199.3	1.5	0.3
Primary products.....		332813-P	12/84	202.8	202.7	203.3	1.6	0.3
Electroplating, plating, polishing, anodizing and coloring.....		332813-0	12/84	202.8	202.7	203.3	1.6	0.3
Secondary products and miscellaneous receipts.....		332813-SM						
Other fabricated metal product mfg.....	3329		12/03	150.6	150.9	151.1	0.7	0.1
Metal valve mfg.....	33291		12/03	156.0	156.4	156.8	1.2	0.3
Industrial valve mfg.....	332911		06/91	224.6	224.5	225.0	1.4	0.2
Primary products.....		332911-P	06/91	231.4	231.3	231.9	1.4	0.3
All other miscellaneous industrial valves.....		332911-B	06/91	206.0	207.0	208.5	2.3	0.7
Automatic regulating and control valves and parts (except nuclear), power operated.....		332911-F	12/82	277.4	277.3	277.3	3.0	0.0
Solenoid-operated valves and parts, except nuclear and fluid power transfer.....		332911-H	12/82	318.9	318.2	318.2	2.1	0.0
Gates, globes, angles and other industrial valves.....		332911-1	06/91	254.1	254.2	254.8	1.9	0.2
Industrial valves for water works and municipal equipment (IBBM, AWWA, and UL).....		332911-3Z	06/91	267.8	268.1	269.1	1.5	0.4
Industrial ball valves (all metals, pressures, and types), incl. manual & power operated.....		332911-5Z	06/91	286.6	284.3	285.1	-0.9	0.3
Industrial butterfly valves (all metals, pressures, and types), incl. manual & power operated.....		332911-7Z	06/91	178.8	179.7	179.6	-1.6	-0.1
Industrial plug valves (all metals, pressures, and types).....		332911-9Z	12/82	216.5	218.0	217.6	2.1	-0.2
Secondary products and miscellaneous receipts.....		332911-SM						
Secondary products.....		332911-S	06/91	188.2	188.8	188.7	0.8	-0.1
Fluid power valve and hose fitting mfg.....	332912		06/91	196.8	196.9	196.9	0.3	0.0
Primary products.....		332912-P	06/91	199.1	199.3	199.3	0.3	0.0
Nonaerospace type pneumatic valves, except directional control.....		332912-BY	12/98	157.9	—	157.9	0.0	—
Parts for fluid power valves.....		332912-DZ	06/91	178.5	179.2	179.2	2.5	0.0
Nonaerospace type flared (metal) fittings, couplings and assemblies.....		332912-HZ	06/91	186.4	179.7	179.7	-3.9	0.0
Nonaerospace type flareless fittings and couplings (incl. nonmetal fittings).....		332912-JZ	06/91	174.5	174.5	174.5	0.5	0.0
Nonaerospace type hydraulic and pneumatic fittings and couplings for hose.....		332912-L	06/91	211.6	211.6	211.6	0.0	0.0
Aerospace type hydraulic fluid power valves.....		332912-1	06/91	148.6	148.6	148.6	0.5	0.0
Nonaerospace type hydraulic directional control valves.....		332912-5	06/91	184.5	184.2	184.5	0.5	0.2
Nonaerospace type hydraulic valves, except directional control.....		332912-7	12/98	175.7	178.5	178.5	1.1	0.0
Nonaerospace type pneumatic directional control valves.....		332912-9	06/91	182.2	182.2	182.2	0.3	0.0
Secondary products and miscellaneous receipts.....		332912-SM						
Miscellaneous receipts.....		332912-M	12/98	160.8	160.8	160.8	1.5	0.0
Secondary products.....		332912-S1	12/11	92.1	92.2	92.1	-0.1	-0.1
Plumbing fixture fitting and trim mfg.....	332913		06/83	264.2	267.0	269.6	2.8	1.0
Primary products.....		332913-P	06/83	267.5	270.8	271.8	2.5	0.4
One-, two-, and 3-handle plumbing fixture controls, fittings, and antiscald valves.....		332913-2Y	06/83	241.9	241.9	246.3	3.8	1.8
Metal and nonmetal lavatory and sink fittings, excluding single control.....		332913-4Y	06/98	136.1	139.0	138.8	2.0	-0.1
Secondary products and miscellaneous receipts.....		332913-SM						
Miscellaneous receipts.....		332913-M	06/07	123.4	—	—	—	—
Secondary products.....		332913-S	06/83	344.2	343.9	344.7	0.5	0.2
Other metal valve and pipe fitting mfg.....	332919		12/82	247.0	249.2	249.2	1.1	0.0
Primary products.....		332919-P	12/82	256.5	258.4	258.3	0.8	0.0
Metal fittings, flanges, and unions for piping systems.....		332919-4	12/82	299.9	301.7	301.6	0.6	0.0
Secondary products and miscellaneous receipts.....		332919-SM						
Secondary products.....		332919-S	12/82	192.4	195.8	196.4	2.5	0.3
All other fabricated metal product mfg.....	332999		12/03	146.5	146.6	146.8	0.3	0.1
Ball and roller bearing mfg.....	332991		06/83	260.4	259.9	260.7	2.1	0.3
Primary products.....		332991-P	06/83	255.5	254.7	255.7	1.9	0.4
Ball bearings, complete, unmounted.....		332991-1	06/83	239.7	239.0	239.1	0.3	0.0
Tapered roller bearings (including cups & cones), unmounted.....		332991-3	06/83	261.4	262.1	262.4	5.0	0.1
Other roller bearings, unmounted.....		332991-5	06/83	288.8	284.7	288.6	0.5	1.4
Mounted bearings, except plain.....		332991-7	06/83	308.7	310.7	315.1	2.0	1.4
Parts and components for ball and roller bearings, including balls and rollers, sold separately.....		332991-9	06/83	180.0	178.2	177.8	-2.7	-0.2
Secondary products and miscellaneous receipts.....		332991-SM						
Secondary products.....		332991-S	06/83	211.3	210.8	211.0	1.3	0.1
Small arms ammunition mfg.....	332992		06/85	233.7	235.4	235.3	1.0	0.0
Primary products.....		332992-P	06/85	265.8	268.6	268.2	1.3	-0.1

See footnotes at end of table.

Table 11. Producer price indexes for the net output of selected industries and their products, not seasonally adjusted — Continued

Industry and product ¹	Industry code	Product code	Index base	Index			Percent change to Feb. 2015 from:	
				Oct. 2014 ²	Jan. 2015 ²	Feb. 2015 ²	Feb. 2014	Jan. 2015
Small arms ammunition mfg - Continued								
Small arms ammunition.....		332992-0	12/06	166.8	168.5	168.3	1.3	-0.1
Small arms cartridges and shells.....		332992-0A	06/85	251.4	253.3	252.5	0.7	-0.3
All other ammo products, incl. industrial shells & cartridges, air gun ammo, percussion caps.....		332992-07	06/02	159.5	161.6	162.3	2.5	0.4
Secondary products and miscellaneous receipts.....		332992-SM						
Miscellaneous receipts.....		332992-M	06/02	180.3	180.6	180.7	0.3	0.1
Ammunition, except small arms, mfg.....	332993		12/85	220.6	220.0	220.0	0.4	0.0
Primary products.....		332993-P	12/85	200.3	199.6	199.6	0.7	0.0
Ammunition (excluding small arms), more than 30 mm (1.18 in.).....		332993-0	12/85	200.3	199.6	199.6	0.7	0.0
Secondary products and miscellaneous receipts.....		332993-SM						
Fabricated pipe and pipe fitting mfg.....								
Primary products.....	332996		06/81	303.2	304.2	306.1	-0.5	0.6
Fabricated pipe and pipe fittings made from purchased pipe.....		332996-P	06/81	274.2	275.3	277.5	-0.4	0.8
Secondary products and miscellaneous receipts.....		332996-0	12/02	181.3	182.1	183.5	-0.4	0.8
Miscellaneous receipts.....		332996-SM						
Secondary products.....		332996-M	08/81	868.3	869.7	869.7	-0.8	0.0
		332996-S	04/82	190.1	-	-	-	-
Miscellaneous fabricated metal product mfg.....								
Primary products.....	332999		12/03	132.8	132.9	132.8	0.4	-0.1
All other miscellaneous fabricated metal products.....		332999-P	12/03	134.1	134.3	134.3	0.4	0.0
Industrial patterns.....		332999-H	06/85	174.8	175.0	174.9	0.5	-0.1
Enameled iron and metal sanitary ware.....		332999-6	12/84	172.4	171.7	171.6	0.1	-0.1
Secondary products and miscellaneous receipts.....		332999-8	12/80	255.9	255.9	255.9	5.1	0.0
Miscellaneous receipts.....		332999-SM						
Secondary products.....		332999-M	12/03	120.3	120.2	120.2	-0.1	0.0
		332999-S	12/03	133.5	130.7	128.6	0.5	-1.6
Small arms, ordnance, and ordnance accessories mfg.....								
Primary products.....	33299T		12/11	102.0	102.1	102.2	-2.3	0.1
Small arms, 30 mm or less, or 1.18 in. or less.....		33299T-P	12/11	102.0	102.2	102.3	-2.5	0.1
Rifles.....		33299T-4	12/04	117.5	117.9	118.1	0.4	0.2
Single barrel shotguns, other small firearms n.e.c., and parts & attachments for small arms.....		33299T-44	06/13	102.8	102.8	103.5	1.5	0.7
Pistols and revolvers.....		33299T-45	06/13	99.8	100.7	100.7	-0.2	0.0
Secondary products and miscellaneous receipts.....		33299T-49	06/13	100.6	100.6	100.6	0.0	0.0
		33299T-SM						
Machinery manufacturing.....								
Agricultural, construction, and mining machinery mfg.....	333		12/03	130.4	131.1	131.4	1.5	0.2
Agricultural implement manufacturing.....	3331		12/03	135.2	136.2	136.1	0.8	-0.1
Farm machinery and equipment mfg.....	33311		12/03	127.3	127.7	128.0	1.0	0.2
Primary products.....	333111		12/82	206.5	207.6	208.3	1.4	0.3
Haying machinery and attachments.....		333111-P	12/82	209.3	210.3	211.2	1.4	0.4
Parts for farm machinery, for sale separately.....		333111-A	12/82	220.9	221.5	222.3	3.1	0.4
Farm plows, harrows, rollers, pulverizers, etc., and attachments.....		333111-C	12/82	180.3	180.6	180.4	1.2	-0.1
All other farm machinery and equipment, excluding parts, including attachments.....		333111-E	12/02	173.4	173.4	173.4	1.5	0.0
Commercial turf and grounds care equipment, including parts and attachments.....		333111-G	12/82	249.9	254.4	254.0	2.3	-0.2
Farm-type (power take-off hp) wheel tractors (2/4-wheel drive)(with or without attachments).....		333111-J	12/82	202.7	203.1	203.0	0.6	0.0
Farm dairy equipment, sprayers and dusters, farm blowers, and attachments.....		333111-1	12/82	193.0	193.0	196.3	1.8	1.7
Planting, seeding, and fertilizing machinery and attachments.....		333111-4	12/82	222.5	225.6	224.4	1.5	-0.5
Harvesting machinery (except hay and straw) and attachments.....		333111-7	12/82	205.9	206.2	206.4	2.2	0.1
Secondary products and miscellaneous receipts.....		333111-9	12/82	213.2	214.6	214.6	-0.5	0.0
Miscellaneous receipts.....		333111-SM						
Secondary products.....		333111-M	12/82	159.6	160.7	160.3	2.2	-0.2
		333111-S	12/82	192.1	192.9	192.8	0.5	-0.1
Lawn and garden equipment mfg.....								
Primary products.....	333112		12/82	136.3	136.2	136.2	0.1	0.0
Consumer nonriding lawn, garden, and snow equipment.....		333112-P	12/82	138.0	137.9	137.9	-0.1	0.0
Consumer riding lawn, garden, and snow equipment.....		333112-1	12/82	132.0	131.7	131.8	-0.2	0.1
Parts and attachments for consumer lawn, garden, and snow equipment.....		333112-3	12/82	146.5	146.5	146.5	0.0	0.0
Secondary products and miscellaneous receipts.....		333112-7	06/03	111.9	111.9	111.8	-0.4	-0.1
Miscellaneous receipts.....		333112-SM						
Secondary products.....		333112-M	06/03	115.1	-	115.1	4.2	-
		333112-S	12/82	126.4	125.7	126.5	0.9	0.6
Construction machinery manufacturing.....								
Construction machinery mfg.....	33312		12/03	135.6	137.3	137.2	1.3	-0.1
Primary products.....	333120		12/80	242.2	245.3	245.1	1.2	-0.1
Power cranes, loaders, dozers, tractors, off-highway trucks, mixers, pavers, backhoes, etc.....		333120-P	12/80	237.1	240.0	239.7	1.3	-0.1
Power cranes, draglines, & shovels (excavators) (incl. surface mining equip.) (excluding parts).....		333120-1	12/03	134.9	136.6	136.5	0.9	-0.1
		333120-11	12/99	138.3	140.8	140.6	1.2	-0.1

See footnotes at end of table.

Table 11. Producer price indexes for the net output of selected industries and their products, not seasonally adjusted — Continued

Industry and product ¹	Industry code	Product code	Index base	Index			Percent change to Feb. 2015 from:	
				Oct. 2014 ²	Jan. 2015 ²	Feb. 2015 ²	Feb. 2014	Jan. 2015
Construction machinery mfg - Continued								
Mixers, pavers, and related equipment (excluding parts).....		333120-12	12/80	203.2	201.9	201.9	0.0	0.0
Off-highway trucks, haulers, truck-type tractor chassis, trailers, etc. (excluding parts).....		333120-13	12/03	150.5	151.0	151.0	-3.0	0.0
Tractor shovel loaders (skid steer, wheel, crawler, and integral design backhoes).....		333120-14	12/80	248.5	249.7	249.7	0.5	0.0
Construction wheel and crawler tractors, dozers, self-propelled log skidders, etc.....		333120-15	12/03	135.4	135.8	135.8	0.4	0.0
Graders, rollers & compactors, rough-terrain forklifts, scrapers, trenchers, etc. (excl. parts).....		333120-16	12/03	144.5	150.3	150.3	4.3	0.0
Construction machinery for mounting (excluding parts, winches, snow clearing attachments).....		333120-17	12/99	132.6	132.6	132.6	0.1	0.0
Other construction machinery and equipment (excluding parts).....		333120-8	12/03	146.5	148.5	148.5	4.7	0.0
Parts for construction machinery and equipment, sold separately.....		333120-9	12/99	140.2	141.6	141.1	0.6	-0.4
Parts for cranes, draglines, and shovels (including surface mining equipment) (sold separately).....		333120-91	06/07	125.5	127.0	126.9	0.3	-0.1
Parts for off-highway wheel tractors and shovel loaders (sold separately).....		333120-92	06/07	114.4	114.6	114.4	0.1	-0.2
Parts for other construction machinery (sold separately).....		333120-93	06/07	110.7	112.0	111.2	1.1	-0.7
Secondary products and miscellaneous receipts.....		333120-SM						
Miscellaneous receipts.....		333120-M	12/80	356.6	364.4	364.3	1.2	0.0
Secondary products.....		333120-S	12/80	244.7	245.3	245.3	0.5	0.0
Mining and oil and gas field machinery mfg.....	33313		12/03	154.9	155.0	154.5	-0.2	-0.3
Mining machinery and equipment mfg.....	333131		06/81	260.9	260.6	258.5	-0.1	-0.8
Primary products.....		333131-P	06/81	274.2	273.9	274.5	0.9	0.2
Underground mining machinery (except parts sold separately).....		333131-1	06/81	308.7	308.7	308.7	0.0	0.0
Mineral processing & beneficiation machinery (except parts sold separately).....		333131-3	06/81	300.0	300.0	300.0	0.1	0.0
Crushing, pulverizing & screening machinery (except parts sold separately).....		333131-5	06/81	301.0	301.2	301.0	0.4	-0.1
Drills and other mining machinery (except parts sold separately).....		333131-7	06/81	281.7	281.7	281.7	0.3	0.0
Parts and attachments for mining machinery and equipment (sold separately).....		333131-9	06/81	248.1	247.1	248.9	2.5	0.7
Secondary products and miscellaneous receipts.....		333131-SM						
Miscellaneous receipts.....		333131-M	06/81	205.1	205.1	179.6	-12.4	-12.4
Oil and gas field machinery and equipment mfg.....	333132		12/80	268.0	268.3	267.7	-0.3	-0.2
Primary products.....		333132-P	12/80	264.6	265.0	264.2	-0.2	-0.3
Rotary oil and gas field drilling machinery and equipment.....		333132-1	12/86	277.7	277.9	277.0	-0.1	-0.3
Other oil and gas field drilling machinery and equipment.....		333132-3Z	12/86	253.3	253.3	253.4	0.6	0.0
Other oil and gas field drilling machinery and equipment (except parts sold separately).....		333132-3Z1	12/10	106.7	106.7	106.7	0.5	0.0
Parts and attachments for other oil and gas field drilling machinery and equipment.....		333132-3Z2	12/10	102.8	102.8	102.9	1.0	0.1
Oil and gas field production machinery and equipment (except pumps).....		333132-5Z	12/80	216.9	217.6	216.6	-0.6	-0.5
Oil and gas field production machinery and equipment (except pumps and parts sold separately).....		333132-5Z1	12/10	112.7	112.7	112.5	-0.2	-0.2
Parts and attachments for oil and gas field production machinery and equipment (except pumps).....		333132-5Z2	12/10	106.9	108.7	107.1	-2.8	-1.5
Oil and gas field derricks and well surveying machinery.....		333132-9	12/86	107.2	107.1	106.2	-0.1	-0.8
Secondary products and miscellaneous receipts.....		333132-SM						
Miscellaneous receipts.....		333132-M	12/80	330.2	330.2	330.2	-2.1	0.0
Secondary products.....		333132-S	12/80	193.0	195.8	195.5	2.2	-0.2
Industrial machinery manufacturing.....	3332		12/84	171.7	172.4	172.6	0.9	0.1
Other industrial machinery manufacturing.....	33324		12/84	169.3	170.0	170.2	0.9	0.1
Food product machinery mfg.....	333241		12/83	250.4	253.2	253.6	2.3	0.2
Primary products.....		333241-P	12/83	257.9	261.3	261.7	2.4	0.2
Dairy and milk products plant machinery and equipment.....		333241-1	12/83	233.9	236.4	236.8	2.5	0.2
Commercial food products machinery (except packaging and cooking equipment).....		333241-3	12/83	230.6	233.4	234.0	2.3	0.3
Industrial food products machinery for processing foods, beverages, & animal & fowl feed.....		333241-5	12/83	269.5	273.5	273.5	2.5	0.0
Other industrial food and feed machinery.....		333241-51	12/12	108.8	110.5	110.3	2.5	-0.2
Machinery for sorting/grading/cleaning fruits/vegs/eggs etc.....		333241-52	12/12	106.9	107.7	108.3	2.4	0.6
Parts and attachments for industrial food and feed products machinery.....		333241-53	12/12	101.1	103.3	102.8	2.2	-0.5
Secondary products and miscellaneous receipts.....		333241-SM						
Miscellaneous receipts.....		333241-M	12/83	176.8	176.8	177.0	0.1	0.1
Secondary products.....		333241-S	12/83	253.4	255.7	256.0	3.4	0.1
Semiconductor machinery mfg.....	333242		12/03	85.7	85.8	86.1	0.1	0.3
Primary products.....		333242-P	12/03	84.0	84.1	84.3	-0.1	0.2
Semiconductor machinery and parts.....		333242-0	06/87	108.0	108.2	108.4	-0.2	0.2
Secondary products and miscellaneous receipts.....		333242-SM						
Miscellaneous receipts.....		333242-M	12/03	103.8	103.2	105.4	1.1	2.1

See footnotes at end of table.

Table 11. Producer price indexes for the net output of selected industries and their products, not seasonally adjusted — Continued

Industry and product ¹	Industry code	Product code	Index base	Index			Percent change to Feb. 2015 from:	
				Oct. 2014 ²	Jan. 2015 ²	Feb. 2015 ²	Feb. 2014	Jan. 2015
Semiconductor machinery mfg - Continued								
Secondary products.....		333242-S	12/03	103.6	—	103.6	0.0	—
Sawmill, woodworking and paper machinery mfg.....	333243		12/11	108.2	109.0	108.7	2.6	-0.3
Primary products.....		333243-P	12/11	107.5	108.5	108.1	2.9	-0.4
Sawmill and woodworking machinery.....		333243-A	12/80	217.6	221.1	221.3	5.0	0.1
Sawmill and woodworking machinery, excluding parts & attachments.....		333243-A3	06/12	109.8	112.0	112.0	6.3	0.0
Parts, attachments & accessories for sawmill & woodworking.....		333243-A4	06/12	104.7	104.7	105.0	0.3	0.3
Paper industry machinery.....		333243-B	06/82	221.3	222.6	221.4	1.9	-0.5
Paper industry machinery excluding parts & attachments.....		333243-B1	12/03	121.6	123.0	123.0	1.8	0.0
Parts & attachments for paper industry machinery.....		333243-B2	06/82	210.6	210.6	208.3	2.0	-1.1
Secondary and miscellaneous receipts.....		333243-SM						
Miscellaneous receipts.....		333243-M	12/11	110.8	111.2	111.2	1.2	0.0
Secondary products.....		333243-S	12/11	111.7	112.3	112.2	4.6	-0.1
Printing machinery and equipment mfg.....	333244		12/82	164.4	166.2	166.1	1.2	-0.1
Primary products.....		333244-P	12/82	160.1	161.6	161.3	0.9	-0.2
All other miscellaneous printing trades machinery, including parts.....		333244-A	12/88	122.9	124.2	123.9	0.8	-0.2
Other printing machinery and equipment, incl. pre-press preparation & typesetting.....		333244-A7	06/01	93.3	93.3	93.3	0.0	0.0
Parts, attachments, and accessories for printing trades machinery.....		333244-A8	06/01	114.9	117.2	116.6	1.5	-0.5
Printing presses.....		333244-2	06/09	101.4	101.4	101.4	0.1	0.0
Printing presses, offset lithographic.....		333244-27	12/82	177.3	177.3	177.3	0.0	0.0
Printing presses, other than lithographic.....		333244-28	12/82	236.5	236.5	236.5	0.3	0.0
Secondary products and miscellaneous receipts.....		333244-SM						
Miscellaneous receipts.....		333244-M	12/82	199.0	203.4	204.4	2.7	0.5
Other industrial machinery mfg.....	333249		12/11	103.8	104.0	104.1	0.8	0.1
Primary products.....		333249-P	12/11	103.5	103.7	103.9	1.0	0.2
Plastics and rubber industry machinery.....		333249-A	12/03	124.1	125.0	125.0	1.0	0.0
Plastics working machinery and equipment, excluding patterns and molds, including parts.....		333249-A1	12/81	211.8	213.4	213.5	1.1	0.0
Parts for plastics working machinery.....		333249-A14	12/08	102.8	103.0	103.5	0.8	0.5
Plastics working machinery and equipment, excluding patterns, molds, and parts sold separately.....		333249-A19	12/08	107.1	108.0	108.0	1.2	0.0
Rubber working machinery and equipment, excluding molds.....		333249-A3	12/81	249.9	249.9	—	—	—
Textile machinery.....		333249-2	12/80	211.1	211.1	211.1	1.2	0.0
Textile machinery (except parts, attachments, and accessories).....		333249-21	12/80	196.0	196.0	196.0	1.1	0.0
Parts and attachments for textile machinery.....		333249-23	12/80	239.9	239.9	239.9	1.4	0.0
All other industrial machinery.....		333249-8	12/03	123.9	123.9	124.1	0.8	0.2
Chemical manufacturing machinery, equipment, and parts.....		333249-81	12/81	239.7	—	237.6	0.0	—
Foundry machinery and equipment, excluding patterns and molds.....		333249-83	12/81	255.6	255.6	—	—	—
All other miscellaneous special industry machinery and equipment.....		333249-86	12/94	136.1	136.9	136.7	1.0	-0.1
Secondary products and miscellaneous receipts.....		333249-SM						
Miscellaneous receipts.....		333249-M	12/11	105.2	105.3	105.3	0.1	0.0
Secondary products.....		333249-S	12/11	104.0	104.0	104.0	0.5	0.0
Commercial and service industry machinery.....	3333		12/03	120.2	120.7	121.0	2.1	0.2
Commercial and service industry machinery.....	33331		12/03	120.2	120.6	121.0	2.1	0.3
Optical instrument and lens manufacturing.....	333314		06/91	116.3	115.1	115.6	-0.3	0.4
Primary products.....		333314-P	06/91	116.5	115.4	115.8	-0.4	0.3
Sighting, tracking, and fire-control equipment, optical type.....		333314-1	12/85	126.8	124.1	125.9	0.5	1.5
All other miscellaneous optical instruments and lenses.....		333314-3	12/98	110.6	110.4	110.1	-0.9	-0.3
Secondary products and miscellaneous receipts.....		333314-SM						
Secondary products.....		333314-S	06/91	78.2	—	79.1	—	—
Photographic and photocopying equipment mfg.....	333316		12/03	104.2	104.5	104.5	0.9	0.0
Primary products.....		333316-P	12/03	112.2	112.7	112.7	0.9	0.0
Still picture and photocopying equipment.....		333316-A	06/07	103.4	—	—	—	—
Secondary products and miscellaneous receipts.....		333316-SM						
Other commercial and service industry machinery mfg.....	333318		12/11	105.9	106.6	107.0	2.9	0.4
Primary products.....		333318-P	12/11	105.7	106.3	106.6	2.8	0.3
Automatic vending machines.....		333318-1	06/82	140.0	139.7	141.9	1.9	1.6
Automatic merchandising machines, coin-operated, excluding parts.....		333318-11	06/82	135.5	135.9	139.1	-0.7	2.4
Coin-operated mechanisms and other parts for automatic merchandising machines.....		333318-13	12/88	128.2	130.2	130.2	12.1	0.0
Commercial laundry and drycleaning machinery.....		333318-2	12/82	238.3	244.7	243.2	2.7	-0.6
Office machinery.....		333318-3	06/85	125.7	125.4	127.9	1.8	2.0
Mailing, letter handling, and addressing machines, except parts and attachments.....		333318-3A	06/85	122.0	122.0	125.6	3.0	3.0
Parts and attachments for office machines.....		333318-3J	12/03	123.6	123.6	—	—	—
Other office machinery.....		333318-38	06/07	103.7	101.9	101.9	-1.6	0.0

See footnotes at end of table.

Table 11. Producer price indexes for the net output of selected industries and their products, not seasonally adjusted — Continued

Industry and product ¹	Industry code	Product code	Index base	Index			Percent change to Feb. 2015 from:	
				Oct. 2014 ²	Jan. 2015 ²	Feb. 2015 ²	Feb. 2014	Jan. 2015
Other commercial and service industry machinery mfg - Continued								
Other commercial & service industry machinery.....		333318-9	06/82	237.1	238.7	238.6	3.1	0.0
Miscellaneous machinery products, incl. electronic teaching machines & auto maintenance equip.....		333318-9B	06/07	117.0	117.8	118.0	3.8	0.2
Commercial cooking and food warming equipment.....		333318-91	06/82	278.6	280.9	279.0	1.3	-0.7
Commercial and industrial vacuum cleaners, incl. parts and attachments.....		333318-93	06/82	217.7	218.8	218.8	1.3	0.0
Secondary products and miscellaneous receipts.....		333318-SM						
Miscellaneous receipts.....		333318-M	12/11	106.5	108.1	108.3	3.0	0.2
Secondary products.....		333318-S	12/11	104.7	105.7	-	-	-
HVAC and commercial refrigeration equipment.....	3334		12/03	136.5	136.8	137.3	1.4	0.4
HVAC and commercial refrigeration equipment.....	33341		12/03	136.5	136.8	137.3	1.4	0.4
Industrial and commercial fan and blower mfg.....	333413		12/11	106.2	107.5	107.5	3.8	0.0
Primary products.....		333413-P	12/11	106.2	107.4	107.3	4.0	-0.1
Air purification equipment.....		333413-1	12/03	124.9	125.9	125.9	2.4	0.0
Dust collection and other air purification equipment for industrial gas cleaning systems.....		333413-11	12/83	188.4	188.4	188.4	2.1	0.0
Dust collection and other air purification equipment for cleaning incoming air.....		333413-13	12/83	173.6	175.7	175.7	2.6	0.0
Industrial and commercial fans and blowers.....		333413-2	12/03	151.9	154.2	154.2	5.9	0.0
Centrifugal blower filter units, and classes I-IV centrifugal fans, except parts.....		333413-22	06/09	133.0	137.0	137.0	23.1	0.0
Other centrifugal fans and blowers, except parts.....		333413-23	06/09	117.3	120.1	119.9	3.2	-0.2
Axial fans and industrial propeller fans, except parts.....		333413-27	06/09	111.6	111.5	111.5	0.8	0.0
Power roof ventilators, except parts.....		333413-28	06/09	109.5	109.6	109.6	2.0	0.0
Parts and accessories for fans and blowers.....		333413-29	06/09	106.5	107.1	107.1	2.1	0.0
Secondary products and miscellaneous receipts.....		333413-SM						
Miscellaneous receipts.....		333413-M	12/11	103.7	103.7	103.7	0.0	0.0
Secondary products.....		333413-S	12/11	104.9	105.5	105.4	1.2	-0.1
Heating equipment (except warm air furnaces) mfg.....	333414		06/80	282.2	283.1	283.8	2.1	0.2
Primary products.....		333414-P	06/80	274.5	275.5	275.6	2.0	0.0
Other heating equipment, except electric (incl. parts for nonelectric equipment & oil burners).....		333414-AZ	06/99	140.4	142.0	142.1	2.2	0.1
Cast iron heating boilers, radiators, and convectors (except parts).....		333414-1	06/99	172.6	172.6	172.6	2.3	0.0
Domestic heating stoves (except electric and parts).....		333414-3	06/80	215.6	215.6	215.6	0.7	0.0
Floor and wall furnaces, unit heaters, infrared heaters, and mechanical stokers.....		333414-7	06/99	138.9	138.9	138.9	4.1	0.0
Secondary products and miscellaneous receipts.....		333414-SM						
Miscellaneous receipts.....		333414-M	06/99	115.9	115.9	119.3	-	2.9
Secondary products.....		333414-S	06/80	287.4	287.0	287.0	1.9	0.0
Air-conditioning, refrigeration, and forced air heating equipment mfg.....	333415		12/82	178.9	178.8	179.8	0.9	0.6
Primary products.....		333415-P	12/82	181.3	181.3	182.2	1.1	0.5
Compressors and compressor units, all refrigerants, except automotive.....		333415-A	12/03	135.1	137.5	137.5	1.9	0.0
Warm air furnaces, incl. duct furnaces & humidifiers, & electric comfort heating.....		333415-C	12/89	144.5	141.9	145.4	1.6	2.5
Parts & accessories for air conditioning & heat transfer equipment.....		333415-D	12/89	170.2	170.1	170.0	4.6	-0.1
Unitary air-conditioners, except air source heat pumps.....		333415-E	12/82	162.1	161.8	163.6	-0.1	1.1
Heat pumps.....		333415-H	12/09	110.8	109.5	108.6	-2.8	-0.8
Heat transfer equipment (except elec dehumidifiers), mechanically refrigerated, self-contained.....		333415-2	12/03	147.4	147.4	144.5	-1.2	-2.0
Commercial refrigerators and related equipment.....		333415-3	12/82	217.6	219.1	227.8	6.3	4.0
Refrigeration condensing units, all refrigerants, except ammonia (complete).....		333415-5	12/82	211.1	211.1	213.5	8.0	1.1
All other miscellaneous refrigeration & air-conditioning equipment.....		333415-9	12/89	172.2	173.8	173.5	0.5	-0.2
Secondary products and miscellaneous receipts.....		333415-SM						
Miscellaneous receipts.....		333415-M	12/82	161.7	162.7	164.5	1.9	1.1
Metalworking machinery manufacturing.....	3335		12/03	116.9	117.5	117.7	1.1	0.2
Metalworking machinery manufacturing.....	33351		12/03	116.8	117.4	117.7	1.4	0.3
Industrial mold manufacturing.....	333511		12/03	104.1	104.6	104.8	0.7	0.2
Primary products.....		333511-P	12/03	104.7	105.3	105.5	0.7	0.2
Industrial molds and mold boxes.....		333511-0	06/81	128.9	129.6	129.8	0.6	0.2
Industrial injection-type molds made of metal for plastics.....		333511-05	12/09	104.2	105.3	105.3	1.2	0.0
Other industrial molds and mold boxes.....		333511-06	12/09	100.2	100.3	100.6	0.2	0.3
Secondary products and miscellaneous receipts.....		333511-SM						
Special tool, die, jig, and fixture mfg.....	333514		12/03	108.2	108.1	108.1	0.1	0.0
Primary products.....		333514-P	06/81	178.1	177.9	177.9	-0.2	0.0
Special dies, tools, jigs, and fixtures.....		333514-0	06/81	178.1	177.9	177.9	-0.2	0.0
Jigs and fixtures, including parts.....		333514-0A	06/81	266.5	266.5	266.5	0.5	0.0
Metalworking die and die sets.....		333514-0B	12/02	104.7	104.4	104.5	-0.7	0.1
Standard punches, industrial prototypes, die parts & other special tooling for dies.....		333514-0C	06/94	124.1	124.1	124.1	-0.1	0.0
Secondary products and miscellaneous receipts.....		333514-SM						
Secondary products.....		333514-S	12/03	114.3	114.3	114.3	1.4	0.0

See footnotes at end of table.

Table 11. Producer price indexes for the net output of selected industries and their products, not seasonally adjusted — Continued

Industry and product ¹	Industry code	Product code	Index base	Index			Percent change to Feb. 2015 from:	
				Oct. 2014 ²	Jan. 2015 ²	Feb. 2015 ²	Feb. 2014	Jan. 2015
Cutting tool and machine tool accessory mfg.	333515		06/83	181.1	184.2	184.2	2.7	0.0
Primary products.		333515-P	06/83	175.7	179.3	179.3	2.8	0.0
Small cutting tools for machine tools/metalworking machinery.		333515-1Y	06/83	169.4	173.0	173.0	3.0	0.0
Other cutting tools for machine tools, excluding tips and blanks.		333515-1Y1	12/00	125.1	127.1	127.2	3.8	0.1
End mills and milling cutters.		333515-1Y4	06/83	192.5	197.3	197.2	2.4	-0.1
Threading tools, including blanks, tips and inserts.		333515-1Y5	06/07	106.2	108.9	108.9	2.6	0.0
Carbon and high-speed steel shank, solid, tipped carbide twist drills for machine tools.		333515-1Y8	12/11	102.8	104.3	104.3	2.1	0.0
Taps, carbide indexable, and throwaway inserts for machine tools.		333515-1Y9	12/11	104.7	108.2	108.2	3.9	0.0
Other attachments and accessories for machine tools and metalworking machinery.		333515-3	06/83	189.4	193.1	193.0	2.2	-0.1
Secondary products and miscellaneous receipts.		333515-SM						
Secondary products.		333515-S	06/83	182.7	183.1	182.7	0.7	-0.2
Machine tool manufacturing.	333517		12/11	108.2	108.4	109.1	2.3	0.6
Primary products.		333517-P	12/11	107.7	108.0	108.6	1.7	0.6
Metal cutting machine tools.		333517-2	06/83	188.7	189.4	190.9	1.6	0.8
Other metal cutting machine tools.		333517-2B	12/09	110.7	111.4	113.3	3.0	1.7
Metal grinding, polishing, buffing, honing, & lapping machines.		333517-22	06/83	273.2	274.9	274.9	1.9	0.0
Parts for metal cutting machine tools (sold separately) & rebuilt machine tools.		333517-26	06/83	158.4	158.4	158.4	0.0	0.0
Metal machining centers (multifunction numerically controlled machines).		333517-27	06/83	176.4	176.4	176.4	0.0	0.0
Metal forming machine tools.		333517-3	06/81	241.7	241.4	241.4	1.8	0.0
Metal punching and shearing (power & manual), and bending and forming machines (power only).		333517-31	06/81	204.0	203.4	203.3	3.0	0.0
Metalworking presses (except forging and die stamping presses).		333517-33	06/81	261.3	261.4	261.3	2.3	0.0
Other metal forming machine tools, including forging and die-stamping machines (except presses).		333517-35	06/81	278.5	278.5	278.5	-0.1	0.0
Parts for metal forming machine tools (sold separately) and rebuilt metal forming machine tools.		333517-37	06/81	229.5	229.5	229.5	1.5	0.0
Secondary products and miscellaneous receipts.		333517-SM						
Rolling mill and other metalworking machinery mfg.	333519		12/11	100.6	101.3	101.6	1.3	0.3
Primary products.		333519-P	12/11	101.4	102.1	102.5	1.9	0.4
Rolling mill machinery and equipment.		333519-6	12/81	243.4	244.2	243.5	-0.1	-0.3
Assembly machines and other metalworking machinery.		333519-8	06/83	204.0	205.6	206.8	2.7	0.6
Assembly machines.		333519-81	06/83	179.8	181.3	181.7	0.8	0.2
Other metalworking machinery, excluding handheld & ultrasonic.		333519-83	06/83	242.7	244.4	247.3	6.1	1.2
Secondary products and miscellaneous receipts.		333519-SM						
Miscellaneous receipts.		333519-M	12/11	102.0	102.8	102.8	-	0.0
Turbine and power transmission equipment mfg.	3336		12/84	183.7	183.9	184.2	1.2	0.2
Turbine and power transmission equipment mfg.	33361		12/84	183.7	183.9	184.2	1.2	0.2
Turbine and turbine generator set units mfg.	333611		06/82	223.2	220.0	221.0	1.7	0.5
Primary products.		333611-P	06/82	222.9	219.5	220.5	1.7	0.5
Turbines and turbine generator sets.		333611-0	06/11	103.6	102.0	102.5	1.7	0.5
Turbine generator sets.		333611-01	12/03	133.9	136.1	134.6	1.8	-1.1
Steam, gas, and other turbines and turbine generators.		333611-05	12/03	144.5	140.3	141.8	1.1	1.1
Parts & accessories for turbines, turbine generators, and turbine generator sets.		333611-07	12/03	120.3	-	-	-	-
Secondary products and miscellaneous receipts.		333611-SM						
Speed changer, drive, and gear mfg.	333612		12/83	269.7	269.7	270.1	0.8	0.1
Primary products.		333612-P	12/83	255.2	255.2	255.6	0.8	0.2
Gears, pinions, racks, and worms, sold separately.		333612-3	12/83	189.4	185.5	186.7	0.3	0.6
Speed changers, industrial high speed drives, and parts other than loose gearing.		333612-7	12/03	156.8	158.4	158.3	1.1	-0.1
Secondary products and miscellaneous receipts.		333612-SM						
Miscellaneous receipts.		333612-M	07/84	296.3	296.3	296.3	0.0	0.0
Secondary products.		333612-S	12/83	363.8	363.3	363.6	0.5	0.1
Mechanical power transmission equipment mfg.	333613		12/84	245.7	246.8	247.9	1.7	0.4
Primary products.		333613-P	12/84	239.5	240.4	241.7	1.7	0.5
Plain bearings and bushings.		333613-1	12/84	162.7	162.7	162.7	1.4	0.0
Mechanical power transmission equipment, except speed changers, drives, & gears.		333613-3	12/84	257.8	259.0	260.7	1.8	0.7
Secondary products and miscellaneous receipts.		333613-SM						
Miscellaneous receipts.		333613-M	02/85	328.6	330.5	-	-	-
Secondary products.		333613-S	12/84	235.0	236.8	237.0	2.4	0.1
Other engine equipment manufacturing.	333618		12/82	164.0	165.1	165.0	0.9	-0.1
Primary products.		333618-P	12/82	163.2	164.4	164.3	1.0	-0.1
Parts & accessories (except aircraft and gasoline automotive engines).		333618-F	12/82	189.5	190.8	190.8	1.7	0.0
Diesel, semidiesel, and dual-fuel engines for automobiles, trucks, and buses.		333618-5	12/82	156.0	155.7	155.5	-0.3	-0.1
Secondary products and miscellaneous receipts.		333618-SM						

See footnotes at end of table.

Table 11. Producer price indexes for the net output of selected industries and their products, not seasonally adjusted — Continued

Industry and product ¹	Industry code	Product code	Index base	Index			Percent change to Feb. 2015 from:	
				Oct. 2014 ²	Jan. 2015 ²	Feb. 2015 ²	Feb. 2014	Jan. 2015
Other general purpose machinery manufacturing.....	3339		12/03	141.1	141.8	142.4	2.2	0.4
Pump and compressor manufacturing.....	33391		12/03	144.3	145.5	145.6	1.8	0.1
Pump and pumping equipment manufacturing.....	333911		12/83	248.4	250.6	250.8	2.0	0.1
Primary products.....		333911-P	12/83	249.2	251.7	251.9	2.2	0.1
Pump and pumping equipment.....		333911-1Z	12/09	108.6	109.4	109.6	2.1	0.2
Domestic water systems.....		333911-1Z1	12/83	211.1	214.5	214.2	2.0	-0.1
Domestic sump pumps.....		333911-1Z2	12/09	116.6	119.0	118.9	6.2	-0.1
Oil-well and oil-field pumps, except boiler feed.....		333911-1Z3	12/09	110.6	110.6	110.6	2.0	0.0
Industrial pumps, except hydraulic fluid power pumps.....		333911-1Z4	12/83	239.9	242.0	242.6	1.3	0.2
Other pumps, except automotive circulating pumps, and measuring & dispensing pumps.....		333911-1Z5	12/01	168.0	170.5	170.7	4.2	0.1
Parts and attachments for pumps and pumping equipment, excl. compressors.....		333911-5Z	12/83	312.8	318.3	318.0	2.4	-0.1
Secondary products and miscellaneous receipts.....		333911-SM						
Miscellaneous receipts.....		333911-M	12/83	324.9	324.9	325.4	0.5	0.2
Secondary products.....		333911-S	12/83	148.2	148.5	148.3	0.3	-0.1
Air and gas compressor mfg.....	333912		06/84	219.4	220.8	220.8	1.7	0.0
Primary products.....		333912-P	06/84	223.4	224.6	224.7	1.7	0.0
Air and gas compressors and vacuum pumps.....		333912-1	06/84	226.6	229.0	228.9	2.4	0.0
Parts & attachments for air & gas compressors, ex. refrigeration, ice making, & a/c.....		333912-5Z	06/84	246.3	246.3	247.7	0.9	0.6
Air & gas compressors, ex. compressors for ice making, refrigeration, or a/c equipment.....		333912-11Z	06/05	144.9	146.7	147.1	3.0	0.3
Vacuum pumps, except laboratory.....		333912-12Z	06/05	138.5	138.5	136.8	-0.1	-1.2
Industrial spraying equipment.....		333912-7	06/84	180.3	176.5	176.5	-2.1	0.0
Secondary products and miscellaneous receipts.....		333912-SM						
Miscellaneous receipts.....		333912-M	11/86	173.3	175.3	175.7	2.2	0.2
Secondary products.....		333912-S	06/84	230.8	230.5	230.0	-0.1	-0.2
Measuring and dispensing pump manufacturing.....	333913		06/84	209.9	214.8	214.9	1.1	0.0
Primary products.....		333913-P	06/84	208.2	213.8	213.9	1.2	0.0
Measuring and dispensing pumps, incl. parts and attachments.....		333913-0	12/03	142.8	146.6	146.7	1.2	0.1
Secondary products and miscellaneous receipts.....		333913-SM						
Material handling equipment manufacturing.....	33392		12/03	143.5	144.0	145.5	2.9	1.0
Elevator and moving stairway mfg.....	333921		06/81	159.7	160.8	160.9	2.0	0.1
Primary products.....		333921-P	06/81	157.6	158.7	158.8	2.0	0.1
Elevators and moving stairways.....		333921-1	06/81	151.4	152.4	152.4	2.0	0.0
Parts and attachments for elevators and moving stairways (sold separately).....		333921-3	06/81	200.9	204.2	204.1	1.8	0.0
Secondary products and miscellaneous receipts.....		333921-SM						
Conveyor and conveying equipment manufacturing.....	333922		06/84	199.6	200.3	200.8	2.0	0.2
Primary products.....		333922-P	06/84	196.4	197.0	197.5	1.8	0.3
Unit handling conveyors and conveying systems.....		333922-1	06/84	179.8	180.0	180.9	2.7	0.5
Parts and accessories for unit handling conveyors & conveying systems, sold separately.....		333922-3Z	06/84	231.7	231.8	233.2	2.1	0.6
Unit handling gravity and trolley conveyors and conveying systems.....		333922-12	06/09	110.8	110.8	112.1	3.8	1.2
Unit handling tow, belt, roller, pneumatic, portable, carousel, and other nonbelt conveyors.....		333922-14	06/09	109.9	110.1	110.4	2.4	0.3
Bulk material handling conveyors & conveying systems.....		333922-8	06/84	184.6	185.3	185.3	0.6	0.0
Parts and accessories for bulk material handling conveyors and conveying systems.....		333922-9	06/84	303.4	305.7	305.6	1.3	0.0
Secondary products and miscellaneous receipts.....		333922-SM						
Miscellaneous receipts.....		333922-M	06/84	203.6	206.0	205.6	5.1	-0.2
Secondary products.....		333922-S	06/84	255.6	256.3	256.3	0.9	0.0
Overhead cranes, hoists and monorail systems.....	333923		12/03	150.9	151.2	151.4	1.7	0.1
Primary products.....		333923-P	12/03	152.1	152.5	152.7	1.7	0.1
Hoists.....		333923-1	12/84	225.7	226.9	226.9	2.5	0.0
Overhead traveling cranes and monorail systems.....		333923-3	12/84	206.0	209.9	212.6	3.2	1.3
Winches, aerial work platforms, and automotive wrecker hoists.....		333923-7	12/03	156.6	156.6	156.6	1.4	0.0
Secondary products and miscellaneous receipts.....		333923-SM						
Miscellaneous receipts.....		333923-M	12/03	136.5	136.5	136.5	-	0.0
Secondary products.....		333923-S	12/03	148.9	148.9	148.9	-	0.0
Industrial truck, trailer, and stacker mfg.....	333924		12/79	230.2	231.0	237.0	4.8	2.6
Primary products.....		333924-P	12/79	233.5	234.3	240.7	4.4	2.7
Industrial trucks, tractors, mobile straddle carriers & cranes, & automatic stacking machines.....		333924-2	12/79	210.3	211.2	218.1	5.1	3.3
Work trucks with lifting & handling equipment, operator riding, electric, self-propelled.....		333924-21	06/02	150.6	152.8	153.5	2.3	0.5
Work trucks, not fitted with lifting and handling equipment.....		333924-25	06/02	142.6	142.6	-	-	-

See footnotes at end of table.

Table 11. Producer price indexes for the net output of selected industries and their products, not seasonally adjusted — Continued

Industry and product ¹	Industry code	Product code	Index base	Index			Percent change to Feb. 2015 from:	
				Oct. 2014 ²	Jan. 2015 ²	Feb. 2015 ²	Feb. 2014	Jan. 2015
Industrial truck, trailer, and stacker mfg - Continued								
Bulk powered material moving equipment, dock boards and metal pallets and skids.....		333924-26	06/02	139.9	139.9	141.1	1.0	0.9
Other work trucks with lifting & handling equipment, non-riding electric or any non-electric.....		333924-27	06/02	143.3	143.4	147.4	8.4	2.8
Parts and attachments for industrial trucks and tractors (sold separately).....		333924-3	12/86	250.6	250.6	252.0	1.7	0.6
Secondary products and miscellaneous receipts.....		333924-SM						
All other general purpose machinery mfg.....	33399		12/03	137.2	138.4	138.5	2.4	0.1
Power-driven handtool mfg.....	333991		12/80	188.5	190.4	191.3	1.8	0.5
Primary products.....		333991-P	12/80	180.4	182.5	183.4	1.9	0.5
Power-driven handtools, pneumatic, hydraulic, and power-actuated.....		333991-1Z	12/80	244.0	246.8	247.3	1.4	0.2
Power-driven handtools, battery-powered (cordless), including parts.....		333991-7	12/04	102.1	—	—	—	—
Power-driven handtools, electric (except battery powered), including parts.....		333991-9	12/04	103.9	105.8	107.0	3.8	1.1
Secondary products and miscellaneous receipts.....		333991-SM						
Miscellaneous receipts.....		333991-M	06/86	168.8	168.8	168.8	0.2	0.0
Welding and soldering equipment manufacturing.....	333992		12/84	252.8	252.6	252.8	1.1	0.1
Primary products.....		333992-P	12/84	261.8	261.6	261.8	1.1	0.1
Other welding equipment, components, and accessories (excluding arc, resistance, and gas).....		333992-A	06/90	142.4	142.4	142.4	0.1	0.0
Arc welding machines, components, & accessories (except electrodes), excl. stud welding equip.....		333992-1	12/84	234.9	234.9	234.9	3.4	0.0
Arc welding electrodes, metal.....		333992-3	12/84	391.5	391.6	—	—	—
Resistance welders, components, accessories, and electrodes.....		333992-7	12/84	223.6	222.8	223.4	-0.4	0.3
Gas welding and cutting equipment, parts, attachments, and accessories.....		333992-9	06/83	210.5	209.7	210.4	-1.5	0.3
Secondary products and miscellaneous receipts.....		333992-SM						
Miscellaneous receipts.....		333992-M	12/84	209.1	209.1	209.1	1.8	0.0
Secondary products.....		333992-S	12/84	196.5	196.5	196.5	1.3	0.0
Packaging machinery mfg.....	333993		12/88	201.0	206.6	207.3	7.4	0.3
Primary products.....		333993-P	12/88	201.9	207.8	208.2	7.3	0.2
Packing, packaging and bottling machinery, excluding parts.....		333993-1	12/88	194.6	199.9	200.4	5.8	0.3
Parts for packing, packaging, and bottling machinery.....		333993-5	12/88	238.9	247.4	247.5	12.6	0.0
Secondary products and miscellaneous receipts.....		333993-SM						
Miscellaneous receipts.....		333993-M	12/88	178.5	185.1	185.1	10.0	0.0
Secondary products.....		333993-S	12/88	242.4	228.5	243.3	7.8	6.5
Industrial process furnace and oven mfg.....	333994		06/81	217.0	218.0	218.2	2.8	0.1
Primary products.....		333994-P	06/81	213.6	214.4	214.5	1.7	0.0
Industrial process furnaces and ovens, & industrial electrical heating equipment.....		333994-0	12/04	125.1	125.5	125.6	1.7	0.1
Industrial process furnaces & ovens, and industrial electrical heating equipment, except parts.....		333994-0A	06/11	105.0	105.4	105.5	1.5	0.1
Parts and attachments for industrial process furnaces and ovens.....		333994-0B	06/11	106.0	106.0	106.0	2.1	0.0
Secondary products and miscellaneous receipts.....		333994-SM						
Miscellaneous receipts.....		333994-M	12/86	158.9	160.7	160.7	14.8	0.0
Secondary products.....		333994-S	06/81	238.1	238.1	238.1	0.5	0.0
Fluid power cylinder and actuator mfg.....	333995		06/90	192.0	194.9	194.7	2.1	-0.1
Primary products.....		333995-P	06/90	186.6	188.1	187.9	1.4	-0.1
Nonaerospace-type hydraulic & all aerospace fluid power cylinders & actuators, linear & rotary.....		333995-2	06/90	177.2	179.1	178.8	1.2	-0.2
Nonaerospace-type pneumatic fluid power cylinders & actuators, linear & rotary.....		333995-3	06/90	191.2	—	—	—	—
Parts for hydraulic & pneumatic fluid power cylinders & actuators, incl accumulators & cushions.....		333995-5Y	06/90	189.7	190.1	190.1	0.6	0.0
Secondary products and miscellaneous receipts.....		333995-SM						
Miscellaneous receipts.....		333995-M	06/07	108.5	—	—	—	—
Secondary products.....		333995-S	06/90	189.5	—	—	—	—
Fluid power pump and motor mfg.....	333996		06/90	184.8	185.9	186.8	1.5	0.5
Primary products.....		333996-P	06/90	189.1	190.2	190.5	1.2	0.2
Nonaerospace-type reciprocating fluid power pumps.....		333996-1	12/97	150.8	152.6	153.0	4.1	0.3
Nonaerospace-type rotary and other fluid power pumps.....		333996-3Y	12/14	—	95.0	95.5	—	0.5
Nonaerospace-type fluid power motors.....		333996-5	12/97	169.9	175.6	175.6	3.8	0.0
Parts for fluid power pumps, motors, and hydrostatic transmissions.....		333996-9	12/97	151.2	151.7	152.1	-4.9	0.3
Secondary products and miscellaneous receipts.....		333996-SM						
Miscellaneous receipts.....		333996-M	06/99	—	151.7	157.6	—	3.9
Secondary products.....		333996-S	06/90	152.7	—	—	—	—
Scale and balance mfg.....	333997		12/80	158.7	158.5	160.5	1.5	1.3
Primary products.....		333997-P	12/80	162.8	162.4	164.8	1.8	1.5
Vehicle and industrial scales.....		333997-2Z	12/91	137.7	136.5	138.5	0.9	1.5
Motor truck and railroad track scales.....		333997-2Z1	12/10	102.7	102.7	102.7	0.3	0.0
Industrial scales (including automatic checkweigher and bulkweigher scales).....		333997-2Z2	12/10	110.7	108.5	112.2	1.5	3.4

See footnotes at end of table.

Table 11. Producer price indexes for the net output of selected industries and their products, not seasonally adjusted — Continued

Industry and product ¹	Industry code	Product code	Index base	Index			Percent change to Feb. 2015 from:	
				Oct. 2014 ²	Jan. 2015 ²	Feb. 2015 ²	Feb. 2014	Jan. 2015
Scale and balance mfg - Continued								
Miscellaneous non-vehicle scales (crane, susp, tank, hopper, meas. devices, lab, bulk conveyr).....		333997-2Z3	12/10	102.5	102.5	102.5	0.4	0.0
Retail, commercial, household, and mailing scales.....		333997-4	12/91	142.4	143.8	145.5	2.2	1.2
Parts, attachments, and accessories for scales and balances.....		333997-6	12/91	154.2	154.2	157.0	3.6	1.8
Secondary products and miscellaneous receipts.....		333997-SM						
Miscellaneous receipts.....		333997-M	12/80	116.2	116.2	116.2	0.0	0.0
All other miscellaneous general purpose machinery mfg.....	333999		12/84	222.6	223.7	223.4	1.6	-0.1
Primary products.....		333999-P	12/84	219.5	220.8	220.3	1.6	-0.2
All other miscellaneous machinery products, except electrical.....		333999-A	06/07	123.8	123.8	123.8	0.6	0.0
Filters and strainers, except fluid power.....		333999-1	12/88	208.2	212.0	210.6	2.3	-0.7
Industrial filters and strainers and reusable media, except fluid power.....		333999-11	06/07	126.2	128.3	128.0	2.2	-0.2
Nonreusable media for filters and strainers, except fluid power.....		333999-12	12/88	212.9	218.8	213.5	2.5	-2.4
Parts and accessories for filters and strainers, except fluid power.....		333999-13	12/88	258.4	258.4	258.4	1.4	0.0
All other miscellaneous general industrial machinery.....		333999-7	06/07	120.4	120.4	120.5	1.3	0.1
Secondary products and miscellaneous receipts.....		333999-SM						
Miscellaneous receipts.....		333999-M	12/84	287.1	287.1	287.7	2.2	0.2
Secondary products.....		333999-S	12/84	204.2	205.0	204.9	1.6	0.0
Computer & electronic product mfg.....	334		12/03	89.5	89.7	89.4	0.0	-0.3
Computer & peripheral equipment mfg.....	3341		12/06	66.2	65.8	64.1	-3.9	-2.6
Computer & peripheral equipment mfg.....	33411		12/06	66.2	65.8	64.1	-3.9	-2.6
Electronic computer manufacturing.....	334111		12/04	37.3	36.7	37.1	-2.4	1.1
Primary products.....		334111-P	12/04	20.3	19.9	20.2	-3.3	1.5
Other computers (array, analog, hybrid, special purpose computers).....		334111-D	12/04	81.7	—	—	—	—
Host computers, multiusers (mainframes, medium-scale systems, UNIX and PC servers).....		334111-1Z	12/04	30.8	30.8	31.3	1.0	1.6
Single user computers, microprocessor based, general purpose.....		334111-7	06/07	27.4	26.3	26.6	-8.0	1.1
Portable computers, laptops, PDAs and other single user computers.....		334111-72	06/07	24.2	23.1	23.4	-10.7	1.3
Personal computers and workstations (excluding portable computers).....		334111-73	06/07	30.2	29.0	29.4	-5.8	1.4
Secondary products and miscellaneous receipts.....		334111-SM						
Computer storage device mfg.....	334112		12/04	60.2	60.3	59.5	-2.1	-1.3
Primary products.....		334112-P	12/04	49.1	49.2	48.9	-1.4	-0.6
Computer storage devices (except parts, attachments and accessories).....		334112-1	12/04	47.9	48.0	47.7	-1.6	-0.6
Parts, attachments and accessories for computer storage devices.....		334112-4	12/04	54.4	54.7	—	—	—
Secondary products and miscellaneous receipts.....		334112-SM						
Computer terminal and other computer peripheral equipment mfg.....	334118		12/93	76.6	77.2	71.0	-6.1	-8.0
Primary products.....		334118-P	12/93	71.8	72.5	68.5	-3.1	-5.5
Other computer peripheral equipment and point of sale terminals.....		334118-B	12/93	71.9	72.6	68.6	-3.1	-5.5
POS terminals, fund-transfer devices, and all other miscellaneous computer peripheral equipment.....		334118-B1	12/93	59.1	59.0	53.8	-9.0	-8.8
Parts, attachments, subassemblies, & accessories for POS terminals & other computer peripherals.....		334118-B2	12/93	108.4	111.1	110.8	6.5	-0.3
Secondary products and miscellaneous receipts.....		334118-SM						
Miscellaneous receipts.....		334118-M	12/93	98.2	98.2	98.2	—	0.0
Communications equipment mfg.....	3342		12/85	95.7	95.8	95.2	-0.5	-0.6
Telephone apparatus mfg.....	33421		12/03	88.0	87.7	86.0	-2.7	-1.9
Telephone apparatus mfg.....	334210		12/85	88.4	88.1	86.4	-2.7	-1.9
Primary products.....		334210-P	12/85	87.8	87.5	85.7	-2.9	-2.1
Telephone switching and switchboard equipment.....		334210-1	12/85	105.2	105.2	105.2	0.0	0.0
Carrier line equipment and non-consumer modems.....		334210-4	12/00	82.2	82.2	82.2	-3.0	0.0
Wireline voice and data network equipment.....		334210-7	12/00	64.2	63.9	62.0	-3.4	-3.0
Secondary products and miscellaneous receipts.....		334210-SM						
Miscellaneous receipts.....		334210-M	12/85	120.7	120.7	120.7	—	0.0
Radio/TV broadcast & wireless comm equip mfg.....	33422		12/03	99.2	99.4	99.4	0.6	0.0
Broadcast and wireless communications equipment mfg.....	334220		12/91	93.1	93.3	93.3	0.6	0.0
Primary products.....		334220-P	12/91	90.6	90.9	90.8	1.2	-0.1
Broadcast, studio, and related electronic equipment.....		334220-2	12/85	110.4	110.1	110.1	0.5	0.0
Wireless networking equipment.....		334220-3Z	06/13	93.4	95.6	94.6	1.5	-1.0
Radio station equipment.....		334220-5	06/13	103.2	103.2	103.2	2.1	0.0
Other broadcast and wireless communications systems and equipment.....		334220-9	06/13	99.4	99.4	99.4	-0.9	0.0
Secondary products and miscellaneous receipts.....		334220-SM						
Secondary products.....		334220-S	12/91	86.4	86.5	87.3	0.7	0.9
Other communications equipment mfg.....	33429		12/03	110.5	110.6	110.6	0.4	0.0
Other communications equipment manufacturing.....	334290		12/91	118.6	118.6	118.6	0.3	0.0
Primary products.....		334290-P	12/91	124.6	124.6	124.6	0.3	0.0

See footnotes at end of table.

Table 11. Producer price indexes for the net output of selected industries and their products, not seasonally adjusted — Continued

Industry and product ¹	Industry code	Product code	Index base	Index			Percent change to Feb. 2015 from:	
				Oct. 2014 ²	Jan. 2015 ²	Feb. 2015 ²	Feb. 2014	Jan. 2015
Other communications equipment manufacturing - Continued								
Alarm systems, including electric sirens and horns.....		334290-1	12/85	122.4	122.4	122.4	0.3	0.0
Intercommunications systems, including inductive paging systems.....		334290-3	12/85	207.2	-	-	-	-
Secondary products and miscellaneous receipts.....		334290-SM						
Secondary products.....		334290-S	12/91	131.1	132.1	132.1	0.9	0.0
Audio & video equipment mfg.....	3343		12/03	82.8	82.8	82.9	0.4	0.1
Audio and video equipment mfg.....	33431		12/03	82.8	82.8	82.9	0.4	0.1
Audio and video equipment manufacturing.....	334310		03/80	59.9	59.9	60.0	0.3	0.2
Primary products.....		334310-P	03/80	52.8	52.9	52.9	0.4	0.0
Speakers and commercial sound equipment.....		334310-4	03/80	147.4	147.7	147.7	0.7	0.0
Other consumer audio and video equipment.....		334310-5	03/80	120.1	120.4	120.4	0.2	0.0
Secondary products and miscellaneous receipts.....		334310-SM						
Semiconductor & oth electronic component mfg.....	3344		12/84	58.8	58.7	58.6	-0.3	-0.2
Semiconductor & oth electronic component mfg.....	33441		12/84	58.8	58.7	58.6	-0.3	-0.2
Bare printed circuit board mfg.....	334412		06/91	100.7	100.7	100.7	0.4	0.0
Primary products.....		334412-P	06/91	98.2	98.2	98.2	0.6	0.0
Bare printed circuit boards.....		334412-0	06/82	110.3	110.3	110.4	0.6	0.1
Secondary products and miscellaneous receipts.....		334412-SM						
Semiconductors and related device mfg.....	334413		12/98	38.3	38.0	38.0	-1.3	0.0
Primary products.....		334413-P	12/98	37.5	37.3	37.3	-0.8	0.0
Other semiconductor devices, including parts such as chips, wafers, and heat sinks.....		334413-A	06/81	57.7	57.6	57.1	-0.5	-0.9
Integrated microcircuits, incl semiconductor networks, microprocessors, & MOS memories.....		334413-1	12/98	29.3	29.2	29.2	-1.0	0.0
Microprocessors, including microcontrollers and related devices.....		334413-12	06/07	46.3	46.3	46.3	-1.1	0.0
All other integrated microcircuits.....		334413-14	06/05	49.1	48.4	48.9	-0.2	1.0
Secondary products and miscellaneous receipts.....		334413-SM						
Electronic connector manufacturing.....	334417		12/80	200.6	202.2	201.3	0.6	-0.4
Primary products.....		334417-P	12/80	198.8	200.4	199.6	0.7	-0.4
Electronic connectors, including parts.....		334417-0	12/80	198.8	200.4	199.6	0.7	-0.4
Secondary products and miscellaneous receipts.....		334417-SM						
Printed circuit assembly mfg.....	334418		12/03	87.8	87.8	87.8	0.6	0.0
Primary products.....		334418-P	12/03	87.1	87.1	87.1	0.6	0.0
Printed circuit assemblies, loaded boards, modules, and consumer external modems.....		334418-9	06/06	93.7	93.7	93.7	0.6	0.0
Secondary products and miscellaneous receipts.....		334418-SM						
Secondary products.....		334418-S	12/03	91.6	91.7	91.7	0.1	0.0
Other electronic component mfg.....	334419		12/03	115.9	117.0	116.8	1.2	-0.2
Primary products.....		334419-P	12/03	118.4	119.6	119.4	1.4	-0.2
Other electronic components except electron tubes.....		334419-U	12/03	118.6	119.6	119.4	1.2	-0.2
Crystal, filter, piezoelectric, and other related electronic devices (exc. microwave filters).....		334419-U1	06/82	109.0	109.8	109.1	0.8	-0.6
Switches, mechanical, for electronic circuitry.....		334419-U3	06/82	191.8	192.7	192.7	2.3	0.0
Microwave components and devices, except antennae, tubes and semiconductors.....		334419-U4	12/12	101.0	101.6	101.1	0.3	-0.5
All other miscellaneous electronic components.....		334419-U5	12/03	124.1	125.7	125.7	1.8	0.0
Secondary products and miscellaneous receipts.....		334419-SM						
Miscellaneous receipts.....		334419-M	12/03	107.9	107.7	107.9	0.3	0.2
Secondary products.....		334419-S	12/03	91.8	91.8	91.3	-0.7	-0.5
Capacitor, resistor, coil, transformer, and other inductor mfg.....	33441K		12/11	100.4	100.6	100.4	0.2	-0.2
Primary products.....		33441K-P	12/11	100.3	100.4	100.2	0.2	-0.2
Capacitors for electronic circuitry.....		33441K-4	06/81	113.8	114.0	112.9	-1.5	-1.0
Resistors for electronic circuitry.....		33441K-5	12/05	106.0	106.0	106.0	0.4	0.0
Electronic coils, transformers, and other inductors.....		33441K-6	06/00	124.6	124.7	125.0	1.1	0.2
Secondary products and miscellaneous receipts.....		33441K-SM						
Miscellaneous receipts.....		33441K-M	12/11	99.5	100.1	100.1	0.1	0.0
Secondary products.....		33441K-S1	12/13	100.7	102.0	101.7	1.0	-0.3
Nav/measuring/medical/control instruments mfg.....	3345		12/03	115.2	116.3	116.2	1.2	-0.1
Nav/measuring/medical/control instruments mfg.....	33451		12/03	115.2	116.3	116.2	1.2	-0.1
Electromedical apparatus manufacturing.....	334510		06/85	81.7	81.7	81.7	-0.5	0.0
Primary products.....		334510-P	06/85	70.9	70.9	70.9	-0.6	0.0
Electromedical equipment, excluding ionizing radiation equipment.....		334510-1Y	12/02	81.2	81.2	81.2	-0.4	0.0
Secondary products and miscellaneous receipts.....		334510-SM						
Miscellaneous receipts.....		334510-M	12/90	139.8	139.8	140.4	0.4	0.4

See footnotes at end of table.

Table 11. Producer price indexes for the net output of selected industries and their products, not seasonally adjusted — Continued

Industry and product ¹	Industry code	Product code	Index base	Index			Percent change to Feb. 2015 from:	
				Oct. 2014 ²	Jan. 2015 ²	Feb. 2015 ²	Feb. 2014	Jan. 2015
Search, detection, and navigation instrument mfg.....	334511		12/91	140.5	143.0	143.0	2.1	0.0
Primary products.....		334511-P	12/91	136.3	138.6	138.6	2.0	0.0
Aeronautical, nautical & navigational instruments, not sending or receiving radio signals.....		334511-1	12/85	232.6	236.1	236.1	1.9	0.0
Search, detection, navigation, and guidance systems and equipment.....		334511-3	12/91	132.3	134.5	134.5	1.9	0.0
Secondary products and miscellaneous receipts.....		334511-SM						
Miscellaneous receipts.....		334511-M	12/91	101.7	101.8	101.8	1.2	0.0
Automatic environmental control manufacturing.....	334512		12/79	227.0	227.7	228.7	-0.2	0.4
Primary products.....		334512-P	12/79	213.2	213.9	215.1	-0.2	0.6
Automatic environmental controls for monitoring residential, commercial, and appliance use.....		334512-0	12/03	113.8	114.2	114.8	-0.2	0.5
Secondary products and miscellaneous receipts.....		334512-SM						
Secondary products.....		334512-S	12/79	248.6	—	—	—	—
Industrial process variable instruments mfg.....	334513		06/83	211.8	213.2	212.9	2.5	-0.1
Primary products.....		334513-P	06/83	222.7	224.2	224.1	2.8	0.0
Process control instruments.....		334513-0	12/03	132.9	133.8	133.8	2.8	0.0
Secondary products and miscellaneous receipts.....		334513-SM						
Secondary products.....		334513-S	06/83	144.9	146.1	143.0	-0.6	-2.1
Totalizing fluid meters and counting devices mfg.....	334514		12/85	169.5	172.9	172.6	3.0	-0.2
Primary products.....		334514-P	12/85	170.6	174.4	174.1	3.2	-0.2
Integrating and totalizing meters for gas and liquids.....		334514-1	12/85	203.8	204.1	204.2	2.4	0.0
Counting devices, excluding motor vehicle instruments.....		334514-3	12/85	191.7	192.5	192.5	—	0.0
Motor vehicle instruments.....		334514-7	12/85	113.5	119.5	118.9	4.9	-0.5
Secondary products and miscellaneous receipts.....		334514-SM						
Secondary products.....		334514-S	12/85	156.5	156.5	156.5	1.0	0.0
Electricity and signal testing instruments mfg.....	334515		12/83	165.1	165.1	165.1	0.2	0.0
Primary products.....		334515-P	12/83	161.4	161.1	161.1	0.0	0.0
Test equipment for testing electrical, radio & communication circuits & motors.....		334515-4	12/83	164.0	163.6	163.6	-0.1	0.0
Electrical integrating instruments and other instruments to measure electricity.....		334515-9	06/06	118.1	118.5	118.5	0.3	0.0
Secondary products and miscellaneous receipts.....		334515-SM						
Secondary products.....		334515-S	12/83	145.2	—	—	—	—
Analytical laboratory instrument mfg.....	334516		12/85	145.2	146.6	146.6	2.2	0.0
Primary products.....		334516-P	12/85	146.4	147.6	147.7	2.1	0.1
Analytical and scientific instruments.....		334516-0	12/85	146.4	147.6	147.7	2.1	0.1
Secondary products and miscellaneous receipts.....		334516-SM						
Secondary products.....		334516-S	12/85	119.7	119.7	119.7	0.9	0.0
Irradiation apparatus mfg.....	334517		06/90	117.9	118.3	117.6	-0.3	-0.6
Primary products.....		334517-P	06/85	117.9	118.3	118.3	-0.7	0.0
Irradiation (ionizing radiation) equipment.....		334517-0	06/85	117.9	118.3	118.3	-0.7	0.0
Secondary products and miscellaneous receipts.....		334517-SM						
Miscellaneous receipts.....		334517-M	06/90	119.7	120.1	118.4	0.5	-1.4
Other measuring and controlling device mfg.....	334519		06/85	160.6	161.4	161.0	0.9	-0.2
Primary products.....		334519-P	06/85	153.0	153.7	153.3	1.0	-0.3
Aircraft engine instruments, except flight.....		334519-2	06/85	—	136.9	135.6	-1.2	-0.9
Physical properties testing & inspection equipment and kinematic testing & measuring equipment.....		334519-4	06/85	151.1	151.6	151.5	0.8	-0.1
Nuclear radiation detection and monitoring instruments.....		334519-5	06/85	177.9	177.9	177.9	1.3	0.0
Commercial, geophysical, meteorological, and general-purpose instruments and equipment.....		334519-7	06/85	164.7	166.4	165.6	2.2	-0.5
Watches, clocks, and parts.....		334519-8	12/03	119.3	120.2	120.2	0.8	0.0
Survey and drafting instruments and apparatus, including photogrammetric equipment.....		334519-9	12/91	—	—	116.3	—	—
Secondary products and miscellaneous receipts.....		334519-SM						
Secondary products.....		334519-S	06/85	162.3	165.1	165.1	—	0.0
Mfg & reproducing magnetic & optical media.....	3346		12/03	87.6	87.4	87.4	-0.1	0.0
Mfg & reproducing magnetic & optical media.....	33461		12/03	87.6	87.4	87.4	-0.1	0.0
Magnetic and optical recording media mfg.....	334613		06/91	57.3	56.8	56.8	-0.9	0.0
Primary products.....		334613-P	06/91	59.9	59.3	59.3	-1.0	0.0
Magnetic and optical recording media.....		334613-0	06/91	59.9	59.3	59.3	-1.0	0.0
Software and other prerecorded compact disc, tape, and record reproducing.....	334614		12/11	101.4	101.3	101.3	0.2	0.0
Primary products.....		334614-P	12/11	102.0	102.0	102.0	0.1	0.0
Audio and video media reproduction.....		334614-2	12/06	99.1	99.1	99.1	0.2	0.0
Audio discs, full-length (including CDs and vinyl records).....		334614-21	12/03	102.5	102.5	102.5	0.4	0.0
Reproduction of video recording media.....		334614-23	12/03	87.9	87.9	87.9	-0.2	0.0
All other reproduction of audio recording media, including full-length audio cassette tapes.....		334614-26	12/03	90.6	90.6	—	—	—

See footnotes at end of table.

Table 11. Producer price indexes for the net output of selected industries and their products, not seasonally adjusted — Continued

Industry and product ¹	Industry code	Product code	Index base	Index			Percent change to Feb. 2015 from:	
				Oct. 2014 ²	Jan. 2015 ²	Feb. 2015 ²	Feb. 2014	Jan. 2015
Software and other prerecorded compact disc, tape, and record reproducing - Continued								
Secondary products and miscellaneous receipts.....		334614-SM						
Miscellaneous receipts.....		334614-M	12/11	88.3	88.3	88.3	1.8	0.0
Electrical equipment and appliance mfg.	335		12/03	139.1	138.8	138.8	-0.2	0.0
Electric lighting equipment mfg.	3351		12/03	118.3	119.1	119.2	0.9	0.1
Electric lamp bulb & part mfg.	33511		12/03	101.1	103.6	102.5	1.0	-1.1
Electric lamp bulb and part mfg.	335110		12/83	111.2	114.0	112.8	1.0	-1.1
Primary products.....		335110-P	12/83	108.8	112.5	110.5	1.1	-1.8
Electric lamp bulbs and tubes (including sealed beam lamp bulbs).....		335110-1Z	12/04	102.3	105.9	104.5	1.5	-1.3
Secondary products and miscellaneous receipts.....		335110-SM						
Lighting fixture mfg.	33512		12/03	122.7	123.2	123.5	0.9	0.2
Residential electric lighting fixture mfg.	335121		12/83	181.5	182.1	181.6	0.7	-0.3
Primary products.....		335121-P	12/83	180.3	180.8	180.4	0.7	-0.2
Residential-type electric lighting fixtures (except portable), including parts and accessories.....		335121-1	12/83	173.0	173.7	173.1	0.7	-0.3
Residential-type portable lighting fixtures, including parts and accessories.....		335121-4	12/83	193.3	193.5	193.4	1.0	-0.1
Secondary products and miscellaneous receipts.....		335121-SM						
Secondary products.....		335121-S	12/83	231.4	235.0	232.1	1.7	-1.2
Nonresidential electric lighting fixture mfg.	335122		06/81	185.9	185.8	187.5	0.9	0.9
Primary products.....		335122-P	06/81	185.1	184.9	186.6	0.9	0.9
Commercial and institutional-type electric lighting fixtures, including parts and accessories.....		335122-1	06/81	182.1	181.9	183.9	1.0	1.1
Industrial-type electric lighting fixtures, including parts and accessories.....		335122-2Z	06/81	187.2	187.3	187.3	-0.1	0.0
Secondary products and miscellaneous receipts.....		335122-SM						
Other lighting equipment manufacturing.....	335129		06/85	140.0	141.5	141.2	1.0	-0.2
Primary products.....		335129-P	06/85	137.5	139.1	138.8	1.1	-0.2
Outdoor lighting equipment (including parts and accessories).....		335129-1	06/85	158.5	161.7	161.0	1.5	-0.4
All other miscellaneous electric and nonelectric lighting equipment, incl parts and accessories.....		335129-4	06/85	108.6	108.6	108.6	0.4	0.0
Secondary products and miscellaneous receipts.....		335129-SM						
Secondary products.....		335129-S	06/85	149.3	-	150.0	-0.3	-
Household appliance mfg.	3352		12/84	124.4	123.7	123.5	-0.2	-0.2
Small electrical appliance mfg.	33521		12/03	115.1	113.3	113.3	-0.4	0.0
Small electrical appliance mfg.	335210		12/11	104.6	102.9	103.0	-0.4	0.1
Primary products.....		335210-P	12/11	104.8	103.1	103.1	-0.8	0.0
Electric housewares and household fans.....		335210-1	12/82	129.2	129.2	129.3	-0.4	0.1
Electric fans, except industrial-type.....		335210-11	12/82	152.2	152.2	152.3	-1.0	0.1
Small electric household appliances, except fans and wall and baseboard heating units.....		335210-14	12/82	115.4	115.5	115.5	0.0	0.0
Parts and attachments for small household electric appliances.....		335210-15	12/82	143.1	143.1	143.1	-0.3	0.0
Household vacuum cleaners, floor waxing, polishing machines and parts.....		335210-2	12/82	107.6	103.0	103.1	-1.2	0.1
Secondary products and miscellaneous receipts.....		335210-SM						
Miscellaneous receipts.....		335210-M	01/86	103.1	103.1	103.0	-0.1	-0.1
Secondary products.....		335210-S	12/82	233.2	222.8	222.8	2.6	0.0
Major appliance mfg.	33522		12/03	123.0	122.6	122.3	-0.2	-0.2
Household cooking appliance manufacturing.....	335221		06/81	131.6	132.4	132.7	-0.5	0.2
Primary products.....		335221-P	06/81	124.9	125.6	125.9	-0.6	0.2
Electric (including microwave) household ranges, ovens, surface cooking units, and equipment.....		335221-1Y	06/81	105.4	106.7	107.1	-1.0	0.4
Gas household ranges, ovens, surface cooking units, and equipment (incl. parts and accessories).....		335221-3Y	06/81	134.0	133.9	133.9	-0.1	0.0
Other household ranges and cooking equipment, including outdoor equipment.....		335221-5Y	06/81	168.2	167.7	168.0	0.1	0.2
Secondary products and miscellaneous receipts.....		335221-SM						
Miscellaneous receipts.....		335221-M	12/02	116.7	118.3	118.3	1.4	0.0
Household refrigerator and home freezer mfg.	335222		12/81	111.3	109.6	108.6	-2.1	-0.9
Primary products.....		335222-P	12/81	104.5	102.9	101.9	-2.2	-1.0
Household refrigerators, including combination refrigerator-freezers.....		335222-1	12/81	98.3	96.7	95.6	-2.4	-1.1
Household food freezers, complete units.....		335222-2	04/82	173.4	171.6	171.6	-0.3	0.0
Parts and attachments for household refrigerators and freezers.....		335222-3	11/99	107.2	107.2	107.2	0.1	0.0
Secondary products and miscellaneous receipts.....		335222-SM						
Household laundry equipment mfg.	335224		12/79	135.7	135.4	135.3	-0.9	-0.1
Primary products.....		335224-P	12/79	135.1	134.8	134.7	-1.0	-0.1
Household laundry equipment and parts.....		335224-0	12/02	104.6	104.3	104.2	-1.0	-0.1

See footnotes at end of table.

Table 11. Producer price indexes for the net output of selected industries and their products, not seasonally adjusted — Continued

Industry and product ¹	Industry code	Product code	Index base	Index			Percent change to Feb. 2015 from:	
				Oct. 2014 ²	Jan. 2015 ²	Feb. 2015 ²	Feb. 2014	Jan. 2015
Other major household appliance mfg.	335228		12/82	223.6	223.7	223.6	2.6	0.0
Primary products.		335228-P	12/82	208.8	208.8	208.8	2.8	0.0
Household water heaters, electric, for permanent installation.		335228-1	12/82	318.5	318.5	318.5	0.9	0.0
Household water heaters, except electric.		335228-3	12/82	350.8	350.8	350.8	2.2	0.0
Secondary products and miscellaneous receipts.		335228-SM						
Miscellaneous receipts.		335228-M	12/82	—	356.2	355.9	—	-0.1
Secondary products.		335228-S	12/82	196.8	198.0	196.8	1.7	-0.6
Electrical equipment mfg.	3353		12/03	141.1	141.0	140.9	-0.3	-0.1
Electrical equipment mfg.	33531		12/03	141.1	141.0	140.9	-0.3	-0.1
Electric power and specialty transformer mfg.	335311		06/81	241.4	236.7	234.7	-2.4	-0.8
Primary products.		335311-P	06/81	240.9	235.7	233.4	-2.9	-1.0
Power and distribution transformers, except parts.		335311-1	12/99	194.6	190.1	187.8	-3.2	-1.2
Specialty transformers, except fluorescent lamp ballasts.		335311-3Z	06/81	113.2	—	—	—	—
Commercial, institutional and industrial general-purpose transformers, all voltages.		335311-7Z	06/81	324.1	313.0	307.7	-4.7	-1.7
Power regulators, boosters, and other transformers and parts for all transformers.		335311-9Z	01/00	118.0	117.1	116.9	-3.2	-0.2
Secondary products and miscellaneous receipts.		335311-SM						
Motor and generator mfg.	335312		06/83	206.2	207.0	206.6	0.4	-0.2
Primary products.		335312-P	06/83	204.3	204.9	204.5	0.3	-0.2
Parts, supplies for motors, generators, generator sets, and other rotating equipment.		335312-C	12/87	210.7	210.7	210.7	1.3	0.0
Other motors and generators n.e.c.		335312-F	06/06	121.0	121.4	120.8	-0.2	-0.5
Fractional horsepower motors (rated at less than 746 watts) (except hermetics). ...		335312-1	06/83	180.6	181.6	181.6	0.4	0.0
Integral horsepower motors & generators other than for land transport equipment (exc hermetics).		335312-3	06/83	250.1	250.7	250.8	0.4	0.0
Secondary products and miscellaneous receipts.		335312-SM						
Miscellaneous receipts.		335312-M	12/86	201.8	201.8	201.8	1.0	0.0
Secondary products.		335312-S	06/83	213.4	217.6	218.1	2.8	0.2
Switchgear and switchboard apparatus mfg.	335313		06/85	199.5	199.5	200.0	-1.8	0.3
Primary products.		335313-P	06/85	200.9	200.9	201.5	-2.1	0.3
Switchgear, except relays and ducts 1000 volts or less.		335313-A	06/85	210.5	210.6	210.6	0.0	0.0
Low voltage panelboards and distribution boards, 1000 volts or less.		335313-3	06/85	183.0	183.0	184.2	-4.8	0.7
Secondary products and miscellaneous receipts.		335313-SM						
Relay and industrial control mfg.	335314		06/85	203.5	204.5	205.1	1.7	0.3
Primary products.		335314-P	06/85	213.3	214.6	215.0	1.7	0.2
Relays for electronic circuitry, industrial control overload and switchgear type. ...		335314-1	06/90	195.7	194.8	194.8	0.3	0.0
Specific-purpose industrial controls.		335314-3Z	06/85	171.7	173.9	174.1	2.8	0.1
General-purpose industrial controls.		335314-6Z	06/85	238.2	239.4	240.2	1.6	0.3
Parts for industrial controls and motor-control accessories.		335314-7	06/90	188.8	188.2	188.4	0.2	0.1
Secondary products and miscellaneous receipts.		335314-SM						
Miscellaneous receipts.		335314-M	06/85	231.0	231.0	232.2	1.9	0.5
Other electrical equipment & component mfg.	3359		12/03	154.3	153.8	153.8	-0.6	0.0
Battery mfg.	33591		12/03	151.2	151.2	151.1	0.3	-0.1
Storage battery mfg.	335911		12/84	201.6	201.6	201.6	0.1	0.0
Primary products.		335911-P	12/84	202.6	202.6	202.6	0.2	0.0
Storage batteries, lead acid type, BCI dimensional size group 8D or smaller.		335911-1	12/84	197.7	197.7	197.7	-0.6	0.0
Storage batteries, lead acid type, larger than BCI dimensional size group 8D.		335911-4	12/84	234.2	234.0	234.0	2.4	0.0
Storage batteries (except lead acid), including parts for all storage batteries.		335911-7	02/85	201.8	201.8	201.8	-0.7	0.0
Secondary products and miscellaneous receipts.		335911-SM						
Miscellaneous receipts.		335911-M	12/92	148.6	—	—	—	—
Secondary products.		335911-S	12/84	215.2	215.2	215.2	—	0.0
Primary battery mfg.	335912		12/80	198.8	198.7	198.5	0.8	-0.1
Primary products.		335912-P	12/80	203.6	203.5	203.3	0.9	-0.1
Primary batteries.		335912-0	06/03	121.6	121.6	121.5	0.9	-0.1
Round, prismatic, button and coin primary battery cells, including parts.		335912-04	06/03	121.6	121.6	121.5	0.9	-0.1
Secondary products and miscellaneous receipts.		335912-SM						
Communication & energy wire & cable mfg.	33592		12/03	174.4	171.0	170.7	-3.0	-0.2
Fiber optic cable mfg.	335921		12/03	81.6	81.7	81.5	-0.7	-0.2
Primary products.		335921-P	12/03	80.6	80.5	80.5	-0.5	0.0
Fiber optic cable.		335921-0	12/03	80.6	80.5	80.5	-0.5	0.0
Secondary products and miscellaneous receipts.		335921-SM						
Other communication and energy wire mfg.	335929		12/03	195.8	191.5	191.2	-3.2	-0.2
Primary products.		335929-P	12/03	202.8	197.9	197.5	-3.4	-0.2
Electronic wire and cable, made of nonferrous metals (purchased wire).		335929-A	12/82	256.7	256.7	256.5	0.0	-0.1

See footnotes at end of table.

Table 11. Producer price indexes for the net output of selected industries and their products, not seasonally adjusted — Continued

Industry and product ¹	Industry code	Product code	Index base	Index			Percent change to Feb. 2015 from:	
				Oct. 2014 ²	Jan. 2015 ²	Feb. 2015 ²	Feb. 2014	Jan. 2015
Other communication and energy wire mfg - Continued								
Telephone and telegraph wire and cable, made of nonferrous metals (purchased wire).....		335929-B	12/82	457.3	448.4	441.1	-6.0	-1.6
Building wire and cable, made of nonferrous metals (purchased wire).....		335929-D	12/82	314.7	—	—	—	—
Other insulated wire & cable, incl control & signal, made of nonferrous metals (purchased wire).....		335929-F	12/11	101.2	100.1	100.9	0.0	0.8
Power wire and cable, made from nonferrous metals (purchased wire).....		335929-1	12/82	249.9	238.3	237.8	-4.1	-0.2
Secondary products and miscellaneous receipts.....		335929-SM						
Wiring device mfg.....	33593		12/03	156.5	157.6	157.3	0.3	-0.2
Current-carrying wiring device mfg.....	335931		12/81	202.7	205.1	204.6	0.2	-0.2
Primary products.....		335931-P	12/81	196.5	199.4	198.8	0.5	-0.3
Current-carrying wiring devices, n.e.c.....		335931-A	06/06	110.4	109.8	109.7	-0.5	-0.1
Current-carrying switches for electrical circuitry (including vehicular switches).....		335931-5Z	12/99	149.3	153.8	153.5	0.9	-0.2
Current-carrying wire connectors for electrical circuitry.....		335931-9	12/81	197.5	198.4	197.2	0.5	-0.6
Secondary products and miscellaneous receipts.....		335931-SM						
Secondary products.....		335931-S	12/81	225.5	222.8	222.8	—	0.0
Noncurrent-carrying wiring device mfg.....	335932		12/81	322.9	323.0	322.9	0.4	0.0
Primary products.....		335932-P	12/81	317.6	317.8	317.7	0.3	0.0
Noncurrent-carrying pole and transmission line hardware.....		335932-1	12/81	269.6	—	—	—	—
Noncurrent-carrying electrical conduit and conduit fittings, incl. plastic conduit & fittings.....		335932-3Z	12/81	329.8	329.5	329.4	0.0	0.0
Other noncurrent-carrying wiring devices and supplies (boxes, covers, bar hangers, etc.).....		335932-6	12/81	330.3	331.2	330.9	0.8	-0.1
Secondary products and miscellaneous receipts.....		335932-SM						
Miscellaneous receipts.....		335932-M	12/86	378.8	378.1	377.7	0.6	-0.1
Secondary products.....		335932-S	12/81	311.5	311.8	311.5	1.3	-0.1
All other electrical equipment & component mfg.....	33599		12/03	120.2	120.4	120.9	0.6	0.4
Carbon and graphite product mfg.....	335991		06/85	158.5	159.5	159.4	-0.8	-0.1
Primary products.....		335991-P	06/85	161.4	162.6	162.5	-0.9	-0.1
Carbon and graphite electrodes for electric furnaces and electrolytic cell use.....		335991-1	06/85	161.2	163.5	163.5	-2.1	0.0
All other carbon and graphite products.....		335991-3	12/03	134.9	134.9	134.7	0.3	-0.1
Secondary products and miscellaneous receipts.....		335991-SM						
Miscellaneous electrical equipment mfg.....	335999		12/03	114.7	114.8	115.4	1.1	0.5
Primary products.....		335999-P	12/03	113.3	113.2	113.9	1.0	0.6
Rectifying apparatus.....		335999-3	12/85	141.7	141.8	141.9	0.9	0.1
All miscellaneous electrical equipment except rectifying apparatus.....		335999-4	06/08	102.9	102.7	103.6	1.1	0.9
Secondary products and miscellaneous receipts.....		335999-SM						
Miscellaneous receipts.....		335999-M	12/03	126.8	128.1	128.1	1.0	0.0
Secondary products.....		335999-S	12/03	118.6	118.8	118.7	1.0	-0.1
Transportation equipment manufacturing.....	336		12/03	118.7	118.7	118.8	0.8	0.1
Motor vehicle manufacturing.....	3361		12/03	109.6	109.2	109.1	0.5	-0.1
Automobile and light truck manufacturing.....	33611		12/03	107.6	107.1	106.9	0.4	-0.2
Automobile, light truck and utility vehicle mfg.....	336110		06/82	148.0	147.4	147.2	0.4	-0.1
Primary products.....		336110-P	06/82	146.8	146.0	145.8	0.3	-0.1
Passenger cars and chassis.....		336110-1	06/82	132.9	132.5	131.2	0.2	-1.0
Trucks, truck tractors, & bus chassis 14,000 lb or less, incl. minivans & suvs.....		336110-2	06/82	167.8	166.8	167.2	0.3	0.2
Secondary products and miscellaneous receipts.....		336110-SM						
Heavy duty truck manufacturing.....	33612		12/03	139.6	140.9	140.9	1.2	0.0
Heavy duty truck mfg.....	336120		12/03	139.7	140.9	140.9	1.1	0.0
Primary products.....		336120-P	12/03	140.5	141.8	141.8	1.2	0.0
Trucks, truck tractors, and bus chassis (chassis of own manufacture) 14,001 to 33,000 lb.....		336120-1	12/03	150.0	150.9	—	—	—
Trucks, truck tractors, and bus chassis (chassis of own manufacture) 33,001 lb or more.....		336120-2	06/87	197.8	200.8	—	—	—
Buses, including military and firefighting vehicles (chassis of own manufacture).....		336120-3	12/03	124.1	123.6	123.8	0.6	0.2
Secondary products and miscellaneous receipts.....		336120-SM						
Secondary products.....		336120-S	12/03	121.1	—	—	—	—
Motor vehicle body and trailer manufacturing.....	3362		12/03	132.4	132.8	133.1	1.6	0.2
Motor vehicle body and trailer manufacturing.....	33621		12/03	132.7	133.1	133.4	1.7	0.2
Motor vehicle body mfg.....	336211		12/82	232.4	233.4	234.3	1.8	0.4
Primary products.....		336211-P	12/82	228.4	229.4	230.5	2.0	0.5
Van bodies, sold separately.....		336211-4	12/08	103.7	103.7	103.7	1.3	0.0
Other truck and vehicle bodies, sold separately.....		336211-5	12/08	107.2	107.4	107.4	1.9	0.0
Dump truck bodies, sold separately.....		336211-5A	12/08	101.6	103.3	103.3	1.8	0.0

See footnotes at end of table.

Table 11. Producer price indexes for the net output of selected industries and their products, not seasonally adjusted — Continued

Industry and product ¹	Industry code	Product code	Index base	Index			Percent change to Feb. 2015 from:	
				Oct. 2014 ²	Jan. 2015 ²	Feb. 2015 ²	Feb. 2014	Jan. 2015
Motor vehicle body mfg - Continued								
All other truck and vehicle bodies, sold separately.....		336211-5B	12/08	107.9	107.9	107.9	2.0	0.0
Buses and firefighting vehicles, complete, produced on purchased chassis.....		336211-7	12/08	109.2	109.2	109.2	0.0	0.0
Other trucks and vehicles, complete, produced on purchased chassis.....		336211-9	12/08	108.0	109.6	111.3	4.9	1.6
Secondary products and miscellaneous receipts.....		336211-SM						
Secondary products.....		336211-S	12/82	195.9	195.9	196.5	0.5	0.3
Truck trailer mfg.....	336212		12/79	224.4	225.2	225.4	1.6	0.1
Primary products.....		336212-P	12/79	221.7	222.5	222.6	1.7	0.0
Truck trailers and chassis, axle rating 10,000 lbs or more.....		336212-1	12/79	218.0	218.9	218.9	1.8	0.0
Truck trailers and chassis, axle rating less than 10,000 lbs.....		336212-3	11/84	241.3	241.6	242.8	1.4	0.5
Secondary products and miscellaneous receipts.....		336212-SM						
Miscellaneous receipts.....		336212-M	06/05	142.4	142.4	142.4	-1.4	0.0
Secondary products.....		336212-S	12/79	241.3	241.4	244.0	1.1	1.1
Motor home mfg.....	336213		06/84	179.0	179.2	179.1	0.1	-0.1
Primary products.....		336213-P	06/84	176.4	176.5	176.5	0.1	0.0
Motor homes built on purchased chassis.....		336213-0	06/06	105.2	105.2	105.2	0.1	0.0
Secondary products and miscellaneous receipts.....		336213-SM1						
Travel trailer and camper mfg.....	336214		12/03	133.5	133.8	134.1	2.3	0.2
Primary products.....		336214-P	12/03	133.2	133.8	134.0	2.6	0.1
Travel trailers.....		336214-1	06/84	179.6	179.7	180.1	3.0	0.2
Conventional travel trailers.....		336214-16Z	12/11	106.4	106.5	106.9	1.9	0.4
Fifth wheel travel trailers.....		336214-17Z	12/11	114.2	114.0	114.0	-	0.0
Automobile and light truck trailers.....		336214-3	12/92	166.5	167.1	167.2	0.6	0.1
Camping trailers, campers, pick-up covers, and parts.....		336214-5	06/84	214.5	218.9	219.4	4.9	0.2
Other parts and components, excluding appliances and furnishings.....		336214-53	06/84	187.8	194.9	194.9	7.7	0.0
Truck campers, caps, box covers, and fold-down camping trailers.....		336214-56	06/14	100.1	101.2	101.6	-	0.4
Secondary products and miscellaneous receipts.....		336214-SM						
Miscellaneous receipts.....		336214-M	04/85	203.5	200.0	202.5	-0.5	1.3
Secondary products.....		336214-S	06/84	186.7	186.7	186.7	0.8	0.0
Motor vehicle parts manufacturing.....	3363		12/03	113.2	113.2	113.5	0.3	0.3
Motor vehicle gasoline engine and parts mfg.....	33631		12/03	113.9	113.7	113.4	-0.7	-0.3
Motor vehicle gasoline engine and engine parts mfg.....	336310		12/03	114.3	114.1	113.8	-0.7	-0.3
Primary products.....		336310-P	12/03	114.8	114.5	114.1	-1.2	-0.3
Carburetors, pistons, piston rings, and valves.....		336310-1	12/82	161.2	161.9	165.6	3.6	2.3
Gasoline engines and engine parts (excluding carburetors).....		336310-2	12/03	114.9	114.6	113.9	-1.6	-0.6
Gasoline engine and engine parts, new.....		336310-21	12/88	109.2	109.0	108.3	-1.6	-0.6
Secondary products and miscellaneous receipts.....		336310-SM						
Motor vehicle electric equipment.....	33632		12/03	107.5	108.3	108.8	1.9	0.5
Motor vehicle electrical and electronic equipment mfg.....	336320		12/03	107.1	107.9	108.4	1.9	0.5
Primary products.....		336320-P	12/03	102.1	102.7	103.2	2.0	0.5
Vehicular lighting equipment.....		336320-1	12/83	128.2	133.3	133.1	5.1	-0.2
Other motor vehicle electrical and electronic equipment.....		336320-2	12/03	100.7	100.5	101.2	1.3	0.7
Parts for engine electrical and electronic equipment.....		336320-2A	12/82	153.9	148.1	148.9	-	0.5
Motor vehicle electrical and electronic equipment.....		336320-2D	12/03	101.6	101.6	101.9	1.0	0.3
All other miscellaneous complete engine electrical equipment, including spark plugs.....		336320-2U	12/82	113.6	113.3	114.7	3.0	1.2
Battery charging alternators, generators, and regulators.....		336320-23	12/82	126.3	126.3	126.4	0.1	0.1
Cranking motors (starters).....		336320-25	12/82	118.4	118.4	-	-	-
Secondary products and miscellaneous receipts.....		336320-SM						
Miscellaneous receipts.....		336320-M	12/03	136.4	138.1	137.8	1.0	-0.2
Secondary products.....		336320-S	12/03	106.3	106.4	107.2	0.8	0.8
Motor vehicle steering and suspension parts.....	33633		12/03	106.9	106.0	106.0	-0.7	0.0
Motor vehicle steering and suspension parts.....	336330		12/03	106.7	105.8	105.8	-0.8	0.0
Primary products.....		336330-P	12/03	104.4	103.6	103.6	-0.7	0.0
Motor vehicle steering and suspension components, new and rebuilt.....		336330-0	12/99	104.2	103.4	103.4	-0.7	0.0
Secondary products and miscellaneous receipts.....		336330-SM						
Secondary product.....		336330-S	12/03	122.8	120.9	121.1	-1.5	0.2
Motor vehicle brake system manufacturing.....	33634		12/03	107.6	107.6	107.8	0.2	0.2
Motor vehicle brake system mfg.....	336340		12/03	107.5	107.6	107.8	0.2	0.2
Primary products.....		336340-P	12/03	106.0	106.0	106.2	0.2	0.2
Motor vehicle brake parts and assemblies, new.....		336340-1	12/88	112.0	112.0	112.2	0.2	0.2
Motor vehicle drum brake assemblies and parts, new.....		336340-18Y	12/05	99.0	98.9	98.9	0.1	0.0
Motor vehicle disc brake assemblies and parts, new.....		336340-19Y	12/11	101.3	101.3	101.9	1.6	0.6
Other motor vehicle brake parts and assemblies, new.....		336340-1AZ	12/99	99.7	99.6	99.6	-1.2	0.0
Secondary products and miscellaneous receipts.....		336340-SM						

See footnotes at end of table.

Table 11. Producer price indexes for the net output of selected industries and their products, not seasonally adjusted — Continued

Industry and product ¹	Industry code	Product code	Index base	Index			Percent change to Feb. 2015 from:	
				Oct. 2014 ²	Jan. 2015 ²	Feb. 2015 ²	Feb. 2014	Jan. 2015
Motor vehicle power train components mfg.	33635		12/03	121.5	121.6	122.7	1.2	0.9
Motor vehicle power train components mfg.	336350		12/03	120.1	120.1	121.3	1.2	1.0
Primary products.....		336350-P	12/03	115.6	115.7	116.7	1.2	0.9
Motor vehicle drive train components, new.....		336350-1	12/88	118.8	118.9	120.0	1.2	0.9
Motor vehicle transmissions (except auxiliary and parts), new.....		336350-10	06/12	104.2	104.3	106.2	2.6	1.8
Parts for manual and automatic transmissions, new.....		336350-13	12/88	106.4	107.3	107.5	0.6	0.2
Other motor vehicle drive train components, except wheels and brakes, new.....		336350-15	12/99	95.1	94.9	94.9	-0.5	0.0
Motor vehicle drive train components, rebuilt.....		336350-3	12/03	112.2	112.7	113.9	1.5	1.1
Secondary products and miscellaneous receipts.....		336350-SM						
Miscellaneous receipts.....		336350-M	12/03	337.9	337.9	—	—	—
Motor vehicle seating and interior trim mfg.	33636		12/03	101.8	101.8	101.7	-0.1	-0.1
Motor vehicle seating and interior trim mfg.	336360		12/03	101.8	101.7	101.7	0.0	0.0
Primary products.....		336360-P	12/03	101.5	101.4	101.5	0.5	0.1
Automobile trimmings.....		336360-1	12/03	98.9	98.8	98.8	—	0.0
Seats for public conveyance and aircraft.....		336360-3	12/01	99.7	99.7	99.7	0.4	0.0
Secondary products and miscellaneous receipts.....		336360-SM						
Secondary products.....		336360-S	12/03	108.9	108.9	108.9	4.4	0.0
Motor vehicle metal stamping.....	33637		12/03	116.6	116.2	116.7	-0.8	0.4
Motor vehicle metal stamping.....	336370		12/82	127.7	127.3	127.8	-0.7	0.4
Primary products.....		336370-P	12/82	120.1	120.2	120.9	0.1	0.6
Automotive job stampings (truck, bus, and passenger car).....		336370-0	12/82	120.1	120.2	120.9	0.1	0.6
Secondary products and miscellaneous receipts.....		336370-SM						
Miscellaneous receipts.....		336370-M	06/98	229.2	202.9	191.8	-22.0	-5.5
Secondary products.....		336370-S	12/82	134.2	133.3	133.7	-1.0	0.3
Other motor vehicle parts manufacturing.....	33639		12/03	113.3	113.5	113.5	0.3	0.0
Other motor vehicle parts mfg.	336390		12/03	115.6	115.8	115.8	0.3	0.0
Primary products.....		336390-P	12/03	115.0	115.3	115.3	0.6	0.0
Motor vehicle air-conditioning.....		336390-1	12/03	100.8	100.7	—	—	—
All other motor vehicle parts.....		336390-9	12/03	115.0	115.3	115.3	0.7	0.0
Filters, new, internal combustion engines and motor vehicles.....		336390-91	12/82	140.1	142.5	141.9	1.5	-0.4
Exhaust system parts, new.....		336390-93	12/88	145.4	144.8	144.9	1.9	0.1
All other motor vehicle parts and accessories incl. trailer hitches.....		336390-97	12/03	110.0	110.0	110.1	-0.4	0.1
Secondary products and miscellaneous receipts.....		336390-SM						
Miscellaneous receipts.....		336390-M	12/11	103.9	103.9	103.9	-2.4	0.0
Secondary products.....		336390-S	12/11	98.5	98.5	98.2	-0.2	-0.3
Aerospace product and parts manufacturing.....	3364		06/85	223.3	224.6	225.2	1.6	0.3
Aerospace product and parts manufacturing.....	33641		06/85	223.3	224.6	225.2	1.6	0.3
Aircraft mfg.	336411		12/85	229.8	232.0	232.3	1.8	0.1
Primary products.....		336411-P	12/85	224.8	226.7	227.1	1.8	0.2
Military aircraft.....		336411-2Y	06/13	100.5	101.3	101.3	0.8	0.0
Civilian aircraft.....		336411-3	12/85	263.4	265.0	265.8	2.2	0.3
Modification, conversion, and overhaul of previously accepted aircraft.....		336411-5	12/85	131.3	135.1	135.1	2.9	0.0
Secondary products and miscellaneous receipts.....		336411-SM						
Miscellaneous receipts.....		336411-M	01/86	228.1	—	—	—	—
Aircraft engine and engine parts mfg.	336412		12/85	219.3	218.9	219.5	1.0	0.3
Primary products.....		336412-P	12/85	223.3	224.9	225.4	1.4	0.2
Military aircraft engines.....		336412-1	12/85	154.1	156.0	156.0	1.2	0.0
Civilian aircraft engines.....		336412-3	12/85	252.3	252.3	252.3	0.9	0.0
Aeronautical services on aircraft engines.....		336412-5	12/85	191.8	195.0	195.0	2.1	0.0
Aircraft engine parts and accessories.....		336412-7	12/85	238.2	240.1	241.3	1.7	0.5
Parts and accessories for military aircraft engines.....		336412-75	12/11	108.4	108.5	110.1	4.3	1.5
Parts and accessories for civilian aircraft engines.....		336412-77	12/11	107.2	108.2	108.5	1.1	0.3
Secondary products and miscellaneous receipts.....		336412-SM						
Miscellaneous receipts.....		336412-M	08/94	162.0	162.0	162.0	0.7	0.0
Secondary products.....		336412-S	12/85	207.0	196.2	199.0	-0.5	1.4
Other aircraft parts and equipment mfg.	336413		06/85	178.3	178.7	179.7	1.1	0.6
Primary products.....		336413-P	06/85	176.4	176.8	177.6	1.3	0.5
Aircraft propellers and helicopter rotors.....		336413-1	12/91	182.3	182.3	183.9	4.3	0.9
Aircraft parts and auxiliary equipment.....		336413-6Z	06/85	171.0	171.5	172.1	0.8	0.3
Aircraft mechanical power transmission equipment for civilian and military aircraft.....		336413-6Z1	06/08	100.9	100.9	100.9	0.0	0.0
Aircraft landing gear for civilian and military aircraft.....		336413-6Z2	06/08	129.2	129.2	134.1	3.6	3.8
Other aircraft subassemblies and parts for military aircraft.....		336413-6Z3	06/08	114.0	114.0	113.8	-0.4	-0.2
Other aircraft subassemblies and parts for civilian aircraft.....		336413-6Z4	06/08	102.4	103.2	103.2	1.3	0.0
Secondary products and miscellaneous receipts.....		336413-SM						

See footnotes at end of table.

Table 11. Producer price indexes for the net output of selected industries and their products, not seasonally adjusted — Continued

Industry and product ¹	Industry code	Product code	Index base	Index			Percent change to Feb. 2015 from:	
				Oct. 2014 ²	Jan. 2015 ²	Feb. 2015 ²	Feb. 2014	Jan. 2015
Other aircraft parts and equipment mfg - Continued								
Secondary products.....		336413-S	06/85	198.9	199.3	199.9	-1.7	0.3
Railroad rolling stock manufacturing.....	3365		06/84	186.9	187.3	188.0	1.7	0.4
Railroad rolling stock manufacturing.....	33651		06/84	187.0	187.4	188.0	1.7	0.3
Railroad rolling stock manufacturing.....	336510		06/84	186.8	187.2	187.9	1.7	0.4
Primary products.....		336510-P	06/84	191.4	191.8	192.7	1.6	0.5
Locomotives, new and rebuilt, including parts.....		336510-2Z	06/84	166.1	165.4	166.3	-0.8	0.5
Passenger and freight train cars, new (excluding parts).....		336510-3Z	06/84	230.6	233.3	233.7	5.6	0.2
Street, subway, trolley, & rapid transit cars, rebuilt cars (all types), including parts.....		336510-5	06/84	159.5	159.9	161.0	1.1	0.7
Street, subway, trolley, and rapid transit cars, new and rebuilt.....		336510-53	12/01	112.2	112.2	—	—	—
Railway maintenance of way equipment & parts, parts for all railcars, & other railway vehicles.....		336510-54	06/84	156.5	157.1	158.7	1.7	1.0
Air brake and other brake equipment.....		336510-541	06/84	121.6	121.6	124.7	2.5	2.5
All other railroad and streetcar equipment, parts and accessories, incl. truck assemblies.....		336510-542	06/84	160.0	160.7	162.0	1.5	0.8
Secondary products and miscellaneous receipts.....		336510-SM						
Ship and boat building.....	3366		12/84	217.6	217.9	218.7	1.8	0.4
Ship and boat building.....	33661		12/84	217.6	217.9	218.7	1.8	0.4
Ship building and repairing.....	336611		12/85	201.4	201.3	202.4	1.6	0.5
Primary products.....		336611-P	12/85	202.1	201.9	203.1	1.4	0.6
Ship repair, nonmilitary.....		336611-A	12/85	195.2	195.2	195.2	2.4	0.0
Nonpropelled ships, new construction.....		336611-1	12/85	166.9	166.9	166.9	0.0	0.0
Military self-propelled ships, new construction.....		336611-3Z	12/85	185.9	186.0	188.4	1.2	1.3
Nonmilitary self-propelled ships, new construction.....		336611-6Z	12/85	337.0	337.0	337.0	0.0	0.0
Ship repair, military.....		336611-8	12/85	192.8	191.7	191.7	3.6	0.0
Secondary products and miscellaneous receipts.....		336611-SM						
Boat building.....	336612		12/81	261.3	262.5	262.6	2.0	0.0
Primary products.....		336612-P	12/81	259.1	260.4	260.6	2.1	0.1
Outboard motorboats, including commercial and military (except sailboats and lifeboats).....		336612-1	12/81	296.6	298.1	298.4	3.1	0.1
Outboard motorboats, wood or metal, incl. comm. and military (exc. sailboats and lifeboats).....		336612-11	06/11	114.9	115.7	115.7	3.6	0.0
Outboard motorboats, plastics/fiberglass, incl. comm. and mil. (exc. sailboats and lifeboats).....		336612-14	06/11	111.6	112.0	112.2	2.7	0.2
Inboard motorboats, including commercial and military (except sailboats and lifeboats).....		336612-3	12/81	259.9	259.9	259.9	1.0	0.0
Inboard cabin cruisers, including commercial and military (except sailboats and lifeboats).....		336612-31	06/11	107.4	107.4	107.4	1.6	0.0
Other inboard motorboats, including commercial and military (except sailboats and lifeboats).....		336612-32	06/11	109.7	109.7	109.7	0.5	0.0
Inboard-outdrive boats, including commercial and military (except sailboats and lifeboats).....		336612-5	12/81	215.8	217.3	217.2	1.4	0.0
Inboard-outdrive boats, cabin cruisers, incl. comm. and military (exc. sailboats and lifeboats).....		336612-51	06/11	108.3	108.3	108.3	2.5	0.0
All other inboard-outdrive boats, incl. comm. and military (except sailboats and lifeboats).....		336612-52	06/11	103.1	104.0	103.9	1.1	-0.1
All other boats (excluding military and commercial).....		336612-8	12/81	217.4	222.3	222.7	2.3	0.2
Secondary products and miscellaneous receipts.....		336612-SM						
Miscellaneous receipts.....		336612-M	12/88	244.5	244.5	244.5	1.8	0.0
Secondary products.....		336612-S	12/81	267.4	267.4	267.4	3.0	0.0
Other transportation equipment manufacturing.....	3369		12/03	110.2	110.6	110.6	0.0	0.0
Other transportation equipment manufacturing.....	33699		12/03	110.2	110.6	110.6	0.0	0.0
Motorcycle, bicycle, and parts mfg.....	336991		12/84	143.7	143.8	143.8	0.5	0.0
Primary products.....		336991-P	12/84	149.3	149.4	149.4	0.5	0.0
Bicycles, including parts (excluding children's 2-wheel sidewalk cycles).....		336991-2Z	12/84	128.6	128.6	128.6	0.2	0.0
Cycles, all types, tubular construction.....		336991-2Z102	12/98	120.4	120.4	120.4	0.1	0.0
Parts for bicycles, unicycles, and adult tricycles.....		336991-2Z105	12/84	121.7	—	121.7	0.7	—
Motorcycles, including three-wheel motorbikes, motorscooters, mopeds, and parts.....		336991-3	12/84	172.0	172.2	172.1	0.5	-0.1
Secondary products and miscellaneous receipts.....		336991-SM						
Secondary products.....		336991-S	12/84	143.1	143.6	145.4	—	1.3
All other transportation equipment mfg.....	336999		12/03	109.0	109.8	109.8	-0.5	0.0
Primary products.....		336999-P	12/03	107.6	108.4	108.4	-0.6	0.0
All-terrain vehicles and parts.....		336999-4	06/08	97.1	97.1	—	—	—
All other miscellaneous transportation equipment.....		336999-6	06/08	103.9	103.9	103.9	-1.0	0.0
Secondary products and miscellaneous receipts.....		336999-SM						

See footnotes at end of table.

Table 11. Producer price indexes for the net output of selected industries and their products, not seasonally adjusted — Continued

Industry and product ¹	Industry code	Product code	Index base	Index			Percent change to Feb. 2015 from:	
				Oct. 2014 ²	Jan. 2015 ²	Feb. 2015 ²	Feb. 2014	Jan. 2015
All other transportation equipment mfg - Continued								
Miscellaneous receipts.....		336999-M	12/03	107.8	—	—	—	—
Furniture & related product mfg.....	337		12/84	192.7	192.5	193.0	1.9	0.3
HH & institutional furniture & kitchen cabinet mfg.....	3371		12/84	186.8	187.2	187.7	1.8	0.3
Wood kitchen cabinet & countertop mfg.....	33711		12/03	124.7	125.0	125.6	1.9	0.5
Wood kitchen cabinet and countertop mfg.....	337110		06/84	210.6	211.1	212.1	1.9	0.5
Primary products.....		337110-P	12/03	125.0	125.4	126.0	2.0	0.5
Wood and plastics laminated wood bathroom vanity tops.....		337110-F	12/03	178.5	182.4	—	—	—
Custom wood kitchen cabinets, bathroom vanities, and related cabinet sold directly to customers.....		337110-H	03/04	111.6	111.6	113.0	3.0	1.3
Stock wood kitchen cabinets and related cabinetwork for permanent installation. ...		337110-1	06/84	219.0	218.6	218.6	-0.2	0.0
Custom wood kitchen cabinets and related cabinetwork not sold direct to customer at retail.....		337110-4	06/84	227.3	228.1	229.8	3.7	0.7
Secondary products and miscellaneous receipts.....		337110-SM						
Secondary products.....		337110-S	12/03	118.4	118.4	118.8	0.3	0.3
Household & institutional furniture mfg.....	33712		12/03	127.7	127.9	128.0	1.7	0.1
Upholstered household furniture mfg.....	337121		06/82	186.2	186.3	186.6	3.0	0.2
Primary products.....		337121-P	06/82	188.2	188.3	188.7	1.5	0.2
Upholstered wood household furniture, excl. dual-purpose sleep furniture.....		337121-1	06/82	185.6	185.7	186.1	1.5	0.2
Upholstered wood household sofas, davenports, settees, and loveseats, except custom.....		337121-11	06/82	183.6	183.7	183.9	1.4	0.1
Upholstered wood household sectional sofa pieces, except custom.....		337121-12	12/87	164.1	163.6	165.0	2.3	0.9
Upholstered wood household rocking chairs, incl swivel rockers, except custom.....		337121-13	06/82	161.7	161.5	161.9	1.0	0.2
Upholstered wood household reclining chairs, except custom.....		337121-14	06/82	167.5	167.8	167.7	1.3	-0.1
Other upholstered wood household furniture, including custom sold at retail.....		337121-15	06/05	123.8	124.0	124.8	1.8	0.6
Dual-purpose sleep furniture incl. futon, conv. sofa, jackknife & chair beds, except custom.....		337121-4	06/89	202.4	202.4	202.4	0.6	0.0
Secondary products and miscellaneous receipts.....		337121-SM						
Nonupholstered wood household furniture mfg.....	337122		12/79	269.5	269.7	271.0	1.5	0.5
Primary products.....		337122-P	12/79	283.3	284.0	285.2	1.6	0.4
Infants' and children's wood furniture, except custom.....		337122-A	12/04	125.8	127.9	127.9	4.8	0.0
Wood outdoor furniture, unpainted, and ready-to-assemble wood furniture, except custom.....		337122-E	12/79	256.1	258.2	257.9	0.7	-0.1
Custom nonupholstered wood household furniture sold direct, excl. kitchen cabinets and vanities.....		337122-HY	06/12	103.3	103.3	103.3	0.0	0.0
Wood household den, family room, library, and living room furniture, except custom.....		337122-1	12/79	274.5	274.3	276.8	2.6	0.9
Wood dining room and kitchen furniture, excl. cabinets, except custom.....		337122-4	12/79	308.1	308.9	308.8	2.3	0.0
Wood bedroom furniture, except custom.....		337122-8	12/79	275.1	276.3	279.5	3.0	1.2
Secondary products and miscellaneous receipts.....		337122-SM						
Miscellaneous receipts.....		337122-M1	06/12	102.4	102.4	102.4	0.8	0.0
Secondary products.....		337122-S	12/79	210.9	208.2	213.8	3.0	2.7
Metal household furniture mfg.....	337124		06/84	180.3	181.2	178.8	0.7	-1.3
Primary products.....		337124-P	06/84	180.6	181.8	179.0	1.3	-1.5
Metal dining room, and kitchen furniture, incl. padded and plain chairs and stools.....		337124-1	06/84	177.7	165.8	164.0	-6.7	-1.1
Metal outdoor and casual furniture, incl. beach, lawn, garden and porch.....		337124-4Y	06/84	240.5	240.5	240.5	3.3	0.0
Other nonupholstered metal household furniture.....		337124-8	06/84	133.3	141.7	136.8	4.3	-3.5
Household metal beds and metal bed frames, including metal army cots and folding cots.....		337124-81	06/84	148.8	148.8	148.8	0.1	0.0
Other nonupholstered metal household furniture.....		337124-82	06/84	136.0	154.2	143.5	9.1	-6.9
Secondary products and miscellaneous receipts.....		337124-SM						
Household furniture, except wood or metal, mfg.....	337125		12/85	138.2	138.2	138.2	0.1	0.0
Primary products.....		337125-P	12/85	143.0	143.0	143.0	0.0	0.0
Nonupholstered household furniture (except wood and metal).....		337125-0	12/85	143.0	143.0	143.0	0.0	0.0
Secondary products and miscellaneous receipts.....		337125-SM						
Institutional furniture mfg.....	337127		12/03	135.6	136.1	136.2	0.9	0.1
Primary products.....		337127-P	12/03	135.8	136.2	136.3	1.1	0.1
Other institutional furniture.....		337127-B	12/11	103.9	104.9	104.6	1.2	-0.3
School furniture (except stone and concrete), excl. library furniture.....		337127-1	12/84	233.1	234.0	232.9	2.7	-0.5
Public building and related furniture, excl. bar, bowling, cafeteria, restaurant and school.....		337127-5	12/84	200.9	200.5	201.8	0.4	0.6
Public furniture (bar, bowling center, cafeteria, and restaurant).....		337127-8	12/03	125.4	125.5	125.5	1.0	0.0
Secondary products and miscellaneous receipts.....		337127-SM						
Miscellaneous receipts.....		337127-M	12/03	131.8	131.8	132.1	0.2	0.2
Secondary products.....		337127-S	12/03	133.3	135.2	135.4	-0.7	0.1

See footnotes at end of table.

Table 11. Producer price indexes for the net output of selected industries and their products, not seasonally adjusted — Continued

Industry and product ¹	Industry code	Product code	Index base	Index			Percent change to Feb. 2015 from:	
				Oct. 2014 ²	Jan. 2015 ²	Feb. 2015 ²	Feb. 2014	Jan. 2015
Office furniture (including fixtures) mfg.	3372		12/03	137.1	136.4	136.7	2.3	0.2
Office furniture (including fixtures) mfg.	33721		12/03	137.1	136.4	136.7	2.3	0.2
Wood office furniture manufacturing.	337211		06/85	198.5	199.7	201.3	3.5	0.8
Primary products.		337211-P	06/85	201.2	202.1	203.9	3.8	0.9
Wood office furniture panel systems, desking systems, and other wood office furniture.		337211-A	06/98	132.2	132.2	136.0	5.3	2.9
Wood office seating, including upholstered.		337211-1	06/98	144.4	146.3	145.9	2.3	-0.3
Wood office desks and desk extensions.		337211-4	06/85	215.8	217.5	218.2	3.1	0.3
Wood office files, storage units, and tables.		337211-7	06/98	146.5	145.9	148.1	5.1	1.5
Secondary products and miscellaneous receipts.		337211-SM						
Secondary products.		337211-S	06/85	163.7	167.2	—	—	—
Custom architectural woodwork and millwork.	337212		12/03	124.6	124.6	124.6	1.6	0.0
Primary products.		337212-P	12/03	125.1	125.1	125.1	2.2	0.0
Custom architectural woodwork, millwork, and fixtures.		337212-0	12/03	125.1	125.1	125.1	2.2	0.0
Secondary products and miscellaneous receipts.		337212-SM						
Miscellaneous receipts.		337212-M	12/03	131.0	131.0	—	—	—
Secondary products.		337212-S	12/03	112.6	—	—	—	—
Office furniture, except wood, mfg.	337214		12/79	287.4	280.6	281.5	2.8	0.3
Primary products.		337214-P	12/79	286.2	278.0	279.1	2.1	0.4
Office furniture, other types, except wood.		337214-A	12/79	312.2	301.5	301.7	0.2	0.1
Office seating, including upholstered, except wood.		337214-1	12/79	244.0	236.7	237.5	7.0	0.3
Office files, storage units, and tables, except wood.		337214-7	06/95	159.2	155.3	156.7	0.9	0.9
Secondary products and miscellaneous receipts.		337214-SM						
Showcases, partitions, shelving, and lockers mfg.	337215		12/03	139.0	140.2	140.2	1.9	0.0
Primary products.		337215-P	12/03	125.0	125.9	125.4	1.8	-0.4
Shelving and lockers, except wood.		337215-A	12/83	186.0	187.9	187.2	0.7	-0.4
Shelving, commercial, except wood.		337215-A1	06/06	111.7	112.3	112.3	0.5	0.0
Storage racks and accessories, except wood.		337215-E	12/83	177.2	179.2	177.9	3.0	-0.7
Fixtures (bank, office, and store), except wood.		337215-G	12/83	202.4	205.2	201.5	1.8	-1.8
Wood furniture dimensions and nonwood furniture parts and frames.		337215-L	12/06	106.7	109.0	105.7	—	-3.0
Lockers, partitions, and shelving (except custom), wood.		337215-1	12/83	164.4	165.8	162.5	—	-2.0
Fixtures (bank, office, and store), wood, except custom.		337215-5	12/83	188.8	189.2	193.3	2.4	2.2
Secondary products and miscellaneous receipts.		337215-SM						
Miscellaneous receipts.		337215-M	12/03	396.9	396.9	410.1	—	3.3
Secondary products.		337215-S	12/03	107.3	111.6	115.2	2.6	3.2
Other furniture related product mfg.	3379		12/03	130.1	130.1	130.5	1.4	0.3
Mattress mfg.	33791		12/03	134.0	134.0	134.1	1.2	0.1
Mattress mfg.	337910		06/83	187.8	187.8	187.8	1.2	0.0
Primary products.		337910-P	06/83	186.7	186.7	186.7	1.2	0.0
Sleep system ensembles and mattresses, excl. conventional waterbeds.		337910-A	05/96	168.2	168.2	168.2	0.0	0.0
Mattress and foundation sets.		337910-E	12/03	113.5	113.5	113.5	1.0	0.0
Innerspring mattresses, excluding crib-size.		337910-1	01/04	141.8	141.8	141.8	1.4	0.0
Other mattresses, including crib, foam, waterbed mattresses and mattress inserts.		337910-4	06/83	189.5	189.5	189.5	2.7	0.0
Foundations, excl. innerspring units, hybrid-type flotation, ensembles, and adjustable units.		337910-7	12/03	131.7	131.6	131.9	0.2	0.2
Secondary products and miscellaneous receipts.		337910-SM						
Miscellaneous receipts.		337910-M	12/03	177.8	177.8	177.8	0.7	0.0
Blind & shade mfg.	33792		12/03	125.4	125.4	126.8	1.8	1.1
Blind and shade manufacturing.	337920		06/84	190.3	190.3	192.6	1.9	1.2
Primary products.		337920-P	06/84	190.9	190.9	192.1	1.5	0.6
Window shades and window shade accessories and rollers.		337920-2	06/84	205.5	205.5	208.6	1.5	1.5
Venetian blinds, including components and parts.		337920-4	06/84	160.5	160.5	160.6	0.1	0.1
Secondary products and miscellaneous receipts.		337920-SM						
Miscellaneous receipts.		337920-M	06/84	207.6	207.6	215.8	3.6	3.9
Miscellaneous mfg.	339		12/03	118.8	119.3	119.7	0.4	0.3
Medical equipment & supplies mfg.	3391		12/03	114.4	114.9	115.5	0.9	0.5
Medical equipment & supplies mfg.	33911		12/03	114.4	114.9	115.5	0.9	0.5
Surgical and medical instrument mfg.	339112		06/82	138.6	139.2	139.8	1.0	0.4
Primary products.		339112-P	06/82	138.5	139.5	140.1	1.0	0.4
Surgical and medical instruments.		339112-0	06/82	132.7	133.6	134.3	1.1	0.5
Orthopedic and surgical instruments.		339112-01	06/12	101.3	101.8	101.8	2.8	0.0
Surgical and medical diagnostic apparatus, excluding electromedical.		339112-02	06/12	101.2	102.0	102.0	0.8	0.0
Surgical and medical syringes and hypodermic needles.		339112-03	06/12	98.9	98.7	98.5	-0.5	-0.2

See footnotes at end of table.

Table 11. Producer price indexes for the net output of selected industries and their products, not seasonally adjusted — Continued

Industry and product ¹	Industry code	Product code	Index base	Index			Percent change to Feb. 2015 from:	
				Oct. 2014 ²	Jan. 2015 ²	Feb. 2015 ²	Feb. 2014	Jan. 2015
Surgical and medical instrument mfg - Continued								
Surgical and medical blood transfusion and IV equipment, including blood donor kits.....		339112-04	06/12	104.7	107.0	106.5	2.6	-0.5
Surgical and medical catheters.....		339112-05	06/82	122.5	123.2	125.0	1.7	1.5
Other surgical and medical apparatus and instruments, excluding parts.....		339112-06	06/12	97.5	97.7	98.9	-1.7	1.2
Parts for surgical and medical apparatus and instruments.....		339112-07	06/12	102.4	105.1	104.9	2.9	-0.2
Secondary products and miscellaneous receipts.....		339112-SM						
Miscellaneous receipts.....		339112-M	01/83	173.7	170.1	170.2	0.0	0.1
Secondary products.....		339112-S	10/82	123.9	124.0	124.0	2.7	0.0
Surgical appliance and supplies mfg.....	339113		06/83	202.9	203.9	204.5	0.6	0.3
Primary products.....		339113-P	06/83	206.9	207.8	208.4	0.5	0.3
Medical and surgical appliances and supplies, incl. orthopedic, prosthetic, and therapeutic.....		339113-2	06/83	202.5	202.5	203.4	0.1	0.4
Artificial joints and limbs.....		339113-21	06/83	326.3	—	—	—	—
Other orthopedic and prosthetic appliances.....		339113-22	12/03	102.6	101.0	101.5	-0.4	0.5
Other medical and surgical appliances and supplies.....		339113-27	12/03	114.9	115.4	115.9	0.3	0.4
Hospital beds and specialized hospital furniture.....		339113-4	12/11	104.3	105.7	105.7	1.8	0.0
Personal industrial and nonindustrial safety equipment and clothing.....		339113-6	06/83	226.8	230.9	230.4	1.6	-0.2
Secondary products and miscellaneous receipts.....		339113-SM						
Miscellaneous receipts.....		339113-M	07/88	204.0	206.6	206.6	2.2	0.0
Secondary products.....		339113-S	06/83	156.5	156.8	157.2	-1.6	0.3
Dental equipment and supplies mfg.....	339114		06/85	330.2	330.4	335.3	2.5	1.5
Primary products.....		339114-P	06/85	314.5	314.5	319.5	2.6	1.6
Dental professional equipment and supplies.....		339114-1	06/97	167.2	167.5	170.6	2.8	1.9
Professional dental equipment.....		339114-11	06/85	242.1	244.5	251.8	5.0	3.0
Professional dental supplies.....		339114-12	06/85	260.3	259.3	261.9	1.2	1.0
Dental laboratory equipment and supplies.....		339114-3	06/85	353.1	350.8	353.2	2.1	0.7
Secondary products and miscellaneous receipts.....		339114-SM						
Miscellaneous receipts.....		339114-M	06/85	242.9	243.1	244.5	1.0	0.6
Secondary products.....		339114-S1	12/12	98.6	102.5	—	—	—
Ophthalmic goods mfg.....	339115		12/83	148.2	148.6	150.3	0.7	1.1
Primary products.....		339115-P	12/83	144.6	145.0	146.6	0.5	1.1
Other ophthalmic goods and prescription ground eyeglass lenses.....		339115-B	12/83	140.8	141.0	141.1	3.4	0.1
Ophthalmic fronts, temples, and focal and contact lenses.....		339115-9	12/11	102.3	102.6	104.3	-0.8	1.7
Secondary products and miscellaneous receipts.....		339115-SM						
Miscellaneous receipts.....		339115-M	01/84	209.6	209.6	211.8	2.1	1.0
Other miscellaneous mfg.....	3399		12/85	165.4	166.2	166.5	0.1	0.2
Jewelry & silverware mfg.....	33991		12/85	198.5	199.6	199.3	-5.4	-0.2
Jewelry and silverware mfg.....	339910		12/11	93.6	94.1	94.0	-5.3	-0.1
Primary products.....		339910-P	12/11	92.6	93.1	93.0	-5.9	-0.1
Jewelry (excluding costume).....		339910-1	12/85	201.6	201.6	201.7	-7.2	0.0
Jewelry, gold and platinum.....		339910-11	12/85	216.4	216.4	217.2	-8.2	0.4
All other jewelry and personal goods (excluding costume).....		339910-14	12/11	91.2	91.2	90.2	-2.5	-1.1
Silverware and hollowware, precious solid or clad metal.....		339910-2	06/85	250.5	250.3	250.3	-1.1	0.0
Jewelers' material and lapidary work.....		339910-3	06/85	208.9	215.3	212.9	-2.6	-1.1
Costume jewelry and novelties.....		339910-4	12/03	119.9	121.7	121.2	2.6	-0.4
Secondary and miscellaneous.....		339910-SM						
Sporting & athletic goods mfg.....	33992		12/03	115.7	116.0	117.1	1.9	0.9
Sporting and athletic goods manufacturing.....	339920		12/85	141.7	142.1	143.4	1.9	0.9
Primary products.....		339920-P	12/85	136.3	136.8	138.3	1.4	1.1
Other sporting and athletic goods.....		339920-A	12/85	136.1	137.1	137.1	-0.4	0.0
Fishing tackle and equipment.....		339920-1	12/85	215.4	215.4	215.4	1.0	0.0
Playground equipment.....		339920-5	06/92	238.3	—	247.3	3.8	—
Gymnasium and exercise equipment.....		339920-7	06/92	116.3	116.3	119.1	3.3	2.4
Secondary products and miscellaneous receipts.....		339920-SM						
Miscellaneous receipts.....		339920-M	12/85	166.1	166.1	166.1	4.5	0.0
Doll, toy & game mfg.....	33993		12/03	118.2	119.7	120.0	1.7	0.3
Doll, toy, and game mfg.....	339930		06/85	142.7	144.6	144.9	1.7	0.2
Primary products.....		339930-P	06/85	145.6	147.9	147.1	2.1	-0.5
Dolls, toy animals, action figures and stuffed toys, including parts.....		339930-1	12/85	149.8	—	—	—	—
Games, toys, and children's vehicles.....		339930-2	06/85	145.3	147.8	146.9	2.2	-0.6
Baby carriages and children's vehicles, excluding bicycles with pneumatic tires.....		339930-22	06/85	117.3	—	—	—	—
Models (operating & static), craft kits/supply, natural science kits, & collectors' miniatures.....		339930-26	06/85	183.4	190.5	190.5	4.8	0.0
Nonelectronic games and puzzles, including parts.....		339930-27	06/99	117.4	121.4	124.8	6.6	2.8

See footnotes at end of table.

Table 11. Producer price indexes for the net output of selected industries and their products, not seasonally adjusted — Continued

Industry and product ¹	Industry code	Product code	Index base	Index			Percent change to Feb. 2015 from:	
				Oct. 2014 ²	Jan. 2015 ²	Feb. 2015 ²	Feb. 2014	Jan. 2015
Doll, toy, and game mfg - Continued								
Other electronic toys and games, incl. home video games (excl cartridges, disks, tapes).....		339930-29	06/99	107.0	107.0	108.9	3.7	1.8
Secondary products and miscellaneous receipts.....		339930-SM						
Miscellaneous receipts.....		339930-M	11/85	137.6	137.6	143.0	0.4	3.9
Office supplies (exc paper) mfg.....	33994		12/85	150.4	150.6	150.6	0.4	0.0
Office supplies (except paper) mfg.....	339940		12/11	102.7	102.9	102.9	0.4	0.0
Primary products.....		339940-P	12/11	103.7	103.9	103.9	0.6	0.0
Pens, mechanical pencils, markers, and associated parts.....		339940-1	12/85	177.1	—	—	—	—
Lead pencils, art goods, office supplies & small office equipment, excluding paper.....		339940-2	12/03	111.2	112.1	112.1	1.5	0.0
Marking devices.....		339940-3	12/85	161.2	161.5	161.6	0.7	0.1
Carbon paper and inked ribbons.....		339940-4	12/85	120.9	—	—	—	—
Secondary products and miscellaneous receipts.....		339940-SM						
Miscellaneous receipts.....		339940-M	12/11	100.8	—	100.8	-0.3	—
Secondary Products.....		339940-S	12/11	—	97.4	97.4	—	0.0
Sign mfg.....	33995		12/03	116.8	117.2	117.2	0.9	0.0
Sign manufacturing.....	339950		12/85	169.8	170.4	170.4	0.9	0.0
Primary products.....		339950-P	12/85	164.8	165.5	165.5	1.2	0.0
Electric signs and displays, including trade show exhibits.....		339950-1	12/85	160.1	160.1	160.1	0.8	0.0
Nonelectric signs and displays, including trade show exhibits.....		339950-3Z	12/85	179.4	180.9	180.9	1.4	0.0
Secondary products and miscellaneous receipts.....		339950-SM						
Miscellaneous receipts.....		339950-M	12/85	205.4	205.4	205.4	-0.3	0.0
Secondary products.....		339950-S	12/85	235.3	235.6	235.5	1.4	0.0
All other misc mfg.....	33999		12/03	122.9	123.5	123.5	0.9	0.0
Gasket, packing, & sealing device mfg.....	339991		12/85	184.1	185.0	185.3	1.0	0.2
Primary products.....		339991-P	12/85	190.1	190.7	191.3	1.0	0.3
Compression packings.....		339991-1	12/85	214.8	217.4	221.8	0.9	2.0
Nonmetallic gaskets and gasketing.....		339991-3	12/85	212.4	212.9	212.7	1.0	-0.1
Molded packing and seals.....		339991-5Y	06/07	115.2	115.0	115.4	0.3	0.3
Metallic gaskets and machined seals.....		339991-7	12/85	258.5	260.8	260.7	2.1	0.0
Rotary oil seals.....		339991-9	12/90	127.7	127.7	127.8	0.2	0.1
Secondary products and miscellaneous receipts.....		339991-SM						
Miscellaneous receipts.....		339991-M	06/97	120.4	121.6	120.4	—	-1.0
Secondary products.....		339991-S	12/85	128.8	—	—	—	—
Musical instrument manufacturing.....	339992		06/85	221.4	226.3	227.6	5.8	0.6
Primary products.....		339992-P	06/85	221.0	226.2	227.2	6.0	0.4
Nonelectronic pianos, organs, and nonelectronic pianos and organ parts, excluding benches.....		339992-A	12/09	119.3	123.7	123.9	7.0	0.2
Other musical instruments and parts.....		339992-7	06/85	214.0	218.5	219.5	5.8	0.5
Other electronic musical instruments, excluding electronic organs.....		339992-71	12/09	111.8	111.8	111.8	—	0.0
Other nonelectronic musical instruments.....		339992-72	06/99	127.3	131.4	131.3	6.7	-0.1
Parts and accessories for other musical instruments, sold separately, excl. benches & cases.....		339992-73	06/85	170.1	172.2	174.9	5.4	1.6
Secondary products and miscellaneous receipts.....		339992-SM						
Miscellaneous receipts.....		339992-M	06/85	242.3	242.3	243.4	-0.1	0.5
Fastener, button, needle, and pin mfg.....	339993		12/85	190.7	189.9	191.8	0.9	1.0
Primary products.....		339993-P	12/85	196.2	195.2	197.5	1.0	1.2
Buttons and button parts, including button backs, blanks, and molds.....		339993-1	12/85	179.5	179.5	179.5	0.3	0.0
Secondary products and miscellaneous receipts.....		339993-SM						
Broom, brush, and mop mfg.....	339994		12/85	175.7	176.2	176.5	1.8	0.2
Primary products.....		339994-P	12/85	179.6	180.1	180.2	1.3	0.1
Brooms, mops and dusters.....		339994-1	12/85	196.6	197.8	197.8	3.3	0.0
Brooms.....		339994-11	06/07	113.5	114.8	114.7	3.3	-0.1
Mops and dusters, including refills.....		339994-13	06/07	—	—	113.6	3.3	—
Other types of brushes.....		339994-5	12/85	187.8	188.1	188.3	0.7	0.1
All other types of brushes, except personal.....		339994-52	06/07	123.7	124.0	124.2	—	0.2
Secondary product and miscellaneous receipts.....		339994-SM						
Secondary products.....		339994-S	12/85	163.6	162.5	163.6	0.6	0.7
Burial casket mfg.....	339995		12/84	321.7	325.0	327.9	3.1	0.9
Primary products.....		339995-P	12/84	322.0	325.5	328.3	3.1	0.9
Metal burial caskets and coffins, completely lined and trimmed, adult sizes only. ...		339995-1	12/84	331.5	334.5	336.2	2.8	0.5
Wood burial caskets and coffins, completely lined and trimmed, adult sizes only.....		339995-3Y	12/84	356.3	359.1	364.1	3.6	1.4
Other burial caskets and coffins, including burial boxes and vaults (except concrete and stone).....		339995-5	12/84	244.2	249.2	251.9	3.2	1.1

See footnotes at end of table.

Table 11. Producer price indexes for the net output of selected industries and their products, not seasonally adjusted — Continued

Industry and product ¹	Industry code	Product code	Index base	Index			Percent change to Feb. 2015 from:	
				Oct. 2014 ²	Jan. 2015 ²	Feb. 2015 ²	Feb. 2014	Jan. 2015
Burial casket mfg - Continued								
Secondary products and miscellaneous receipts.....		339995-SM						
All other miscellaneous manufacturing.....	339999		12/85	151.1	151.7	151.4	0.1	-0.2
Primary products.....		339999-P	12/85	159.0	159.5	159.6	0.3	0.1
Mirror and picture frames and framed pictures.....		339999-E	06/84	206.0	—	—	—	—
All other miscellaneous fabricated products, incl. fire extinguishers and umbrellas.....		339999-L	12/85	160.5	161.5	161.5	0.3	0.0
Coin-operated amusement machines, excluding jukeboxes.....		339999-3	12/85	139.2	—	139.2	0.0	—
Candles, including tapers.....		339999-5	12/85	184.9	184.9	186.6	1.1	0.9
Secondary products and miscellaneous receipts.....		339999-SM						
Miscellaneous receipts.....		339999-M	12/85	90.8	91.4	89.0	-1.8	-2.6
Secondary products.....		339999-S	12/85	128.2	128.6	129.3	0.8	0.5
Services industries								
Merchant wholesalers, durable goods.....	423		06/04	128.6	130.2	129.8	2.3	-0.3
Merchant wholesalers, durable goods.....	423000		06/04	128.6	130.1	129.7	2.3	-0.3
Primary services.....		423000-P	06/04	126.4	127.5	127.2	1.8	-0.2
Wholesale distribution of motor vehicles and motor vehicle parts and supplies.....		423000-A	02/09	111.3	109.9	111.9	-1.8	1.8
Wholesale distribution of nondurable goods.....		423000-Z	06/13	113.8	121.7	117.4	12.8	-3.5
Wholesale distribution of furniture and home furnishings.....		423000-2	02/09	101.5	101.5	98.9	-1.5	-2.6
Wholesale distribution of lumber and other construction materials.....		423000-3	02/09	96.4	97.3	97.4	2.0	0.1
Wholesale distribution of professional and commercial equipment and supplies.....		423000-4	02/09	110.5	111.0	108.8	4.7	-2.0
Wholesale distribution of computer and computer peripheral equipment and supplies.....		423000-43	02/09	114.5	119.0	113.8	2.6	-4.4
Wholesale distribution of medical, dental, and hospital equipment and supplies.....		423000-45	02/09	119.6	114.8	113.5	6.4	-1.1
Wholesale distribution of all other professional and commercial equipment and supplies.....		423000-49	06/13	101.9	103.2	105.6	6.7	2.3
Wholesale distribution of metals and minerals (except petroleum).....		423000-5	02/09	121.8	120.6	124.9	-0.4	3.6
Wholesale distribution of electrical and electronic goods.....		423000-6	02/09	99.5	100.3	98.8	1.4	-1.5
Wholesale distribution of hardware, plumbing, and heating equipment and supplies.....		423000-7	02/09	98.2	97.6	97.1	1.1	-0.5
Wholesale distribution of machinery, equipment, and supplies.....		423000-8	02/09	118.0	124.1	123.4	3.3	-0.6
Wholesale distribution of miscellaneous durable goods.....		423000-9	02/09	87.2	86.7	86.8	5.9	0.1
Other receipts.....		423000-SM	06/04	160.5	165.7	164.7	5.4	-0.6
Merchant wholesalers, nondurable goods.....	424		06/05	157.0	157.7	156.4	1.5	-0.8
Merchant wholesalers, nondurable goods.....	424000		12/04	162.5	163.2	161.9	1.5	-0.8
Primary services.....		424000-P	12/04	162.7	163.4	162.1	1.5	-0.8
Wholesale distribution of paper and paper products.....		424000-A	02/09	94.9	95.4	99.7	3.7	4.5
Wholesale distribution of durable goods.....		424000-Z	06/13	103.1	101.0	105.5	4.2	4.5
Wholesale distribution of drugs and druggists' sundries.....		424000-2	02/09	164.5	167.2	169.4	0.7	1.3
Wholesale distribution of apparel, piece goods, and notions.....		424000-3	02/09	120.2	118.8	118.3	1.8	-0.4
Wholesale distribution of grocery and related products.....		424000-4	02/09	94.9	95.6	93.2	6.2	-2.5
Wholesale distribution of poultry, meat, fish and seafood, dairy, and fruits and vegetables.....		424000-41	06/13	106.2	106.6	109.6	11.2	2.8
Wholesale distribution of packaged frozen food and canned food.....		424000-42	06/13	104.4	107.4	108.0	15.6	0.6
Wholesale distribution of baked goods, spices, soft drinks, and all other groceries.....		424000-43	06/13	107.4	107.6	98.8	-1.9	-8.2
Wholesale distribution of farm product raw materials.....		424000-5	02/09	117.1	117.7	127.2	12.7	8.1
Wholesale distribution of chemicals and allied products.....		424000-6	02/09	106.6	104.7	103.7	-1.9	-1.0
Wholesale distribution of petroleum and petroleum products.....		424000-7	02/09	115.1	115.8	103.1	-11.0	-11.0
Wholesale distribution of beer, wine, and distilled alcoholic beverages.....		424000-8	02/09	114.8	113.0	115.6	5.3	2.3
Wholesale distribution of miscellaneous nondurable goods.....		424000-9	02/09	117.9	118.2	118.1	4.8	-0.1
Other receipts.....		424000-SM	12/04	103.0	106.4	105.5	5.1	-0.8
Wholesale trade agents and brokers.....	425		06/05	126.0	122.0	122.0	-8.3	0.0
Wholesale trade agents and brokers.....	4251		06/05	126.0	122.0	122.0	-8.3	0.0
Wholesale trade agents and brokers.....	42512		06/05	126.0	122.0	122.0	-8.3	0.0
Wholesale trade agents and brokers.....	425120		06/04	126.6	122.6	122.6	-8.2	0.0
Primary services.....		425120-P	06/04	125.8	121.3	121.4	-9.2	0.1
Wholesale trade brokerage fees and commissions.....		425120-1	06/04	125.8	121.3	121.4	-9.2	0.1
Material recyclers.....	429930		12/86	357.4	338.9	302.0	-19.7	-10.9
Primary products.....		429930-P	12/86	355.0	335.7	299.1	-20.8	-10.9
Ferrous metal scrap.....		429930-1	12/86	461.0	422.9	350.5	-32.0	-17.1
Carbon steel scrap.....		429930-11	12/86	464.5	426.0	340.9	-34.3	-20.0
Heavy melting scrap.....		429930-111	12/86	501.9	464.0	357.5	-34.3	-23.0
Carbon steel scrap bundles.....		429930-112	12/86	425.1	404.1	304.1	-30.3	-24.7
Shredded carbon steel scrap.....		429930-113	12/86	307.4	282.6	235.2	-36.3	-16.8

See footnotes at end of table.

Table 11. Producer price indexes for the net output of selected industries and their products, not seasonally adjusted — Continued

Industry and product ¹	Industry code	Product code	Index base	Index			Percent change to Feb. 2015 from:	
				Oct. 2014 ²	Jan. 2015 ²	Feb. 2015 ²	Feb. 2014	Jan. 2015
Material recyclers - Continued								
Cut plate and structural scrap.....		429930-114	12/86	484.2	435.7	358.0	-33.4	-17.8
Other carbon steel scrap.....		429930-115	12/86	568.7	506.2	424.3	-34.3	-16.2
Stainless and alloy steel scrap.....		429930-12	12/86	574.7	597.2	572.6	-13.7	-4.1
Cast iron scrap.....		429930-13	12/86	276.0	266.0	229.0	-19.8	-13.9
Other ferrous scrap.....		429930-14	06/06	126.9	113.8	85.8	-41.2	-24.6
Nonferrous metal scrap.....		429930-2	12/86	413.5	405.5	387.0	-4.5	-4.6
Copper base scrap.....		429930-21	12/86	537.5	497.6	468.5	-21.1	-5.8
No 1 copper wire, heavy.....		429930-211	12/86	412.9	370.4	344.6	-22.3	-7.0
No 2 copper wire, mixed.....		429930-212	12/86	628.4	547.9	515.8	-25.5	-5.9
Yellow brass scrap.....		429930-213	12/86	591.7	556.8	527.3	-22.0	-5.3
Other copper and brass scrap, including red brass.....		429930-214	12/86	600.5	592.1	574.2	-13.9	-3.0
Aluminum base scrap.....		429930-22	12/86	207.8	215.9	209.4	9.1	-3.0
Solids and clippings, new aluminum base scrap.....		429930-221	12/86	178.1	199.4	188.1	15.6	-5.7
Borings, turnings, and other new aluminum base scrap.....		429930-222	06/96	135.2	130.1	129.3	8.5	-0.6
Used beverage can scrap.....		429930-223	12/86	238.9	241.7	241.9	14.2	0.1
Other old aluminum base scrap.....		429930-224	12/86	187.0	183.4	179.8	-2.4	-2.0
Other nonferrous scrap (including lead, zinc and precious metals).....		429930-23	12/86	1,682.6	1,627.0	1,540.2	-0.3	-5.3
Wastepaper.....		429930-3	12/86	170.1	163.6	158.0	-16.4	-3.4
News and other low grade wastepaper.....		429930-31	12/86	88.6	79.5	77.6	-13.1	-2.4
Corrugated wastepaper.....		429930-33	12/86	112.9	105.6	99.4	-21.0	-5.9
High grade wastepaper (including pulp substitutes and deinking).....		429930-34	12/86	187.5	187.5	186.4	1.3	-0.6
Recyclable materials, excluding metals and paper.....		429930-4	12/86	140.3	136.6	134.3	-5.0	-1.7
Recyclable textiles, including rags, textile scrap, and wiping cloths.....		429930-41	06/06	132.1	-	-	-	-
Recyclable plastics.....		429930-42	06/96	99.7	91.4	86.5	-8.9	-5.4
Other recyclable materials.....		429930-44	06/06	137.1	-	-	-	-
Miscellaneous receipts.....		429930-M	12/86	264.1	-	-	-	-
Motor vehicle and parts dealers.....	441		12/03	135.4	135.9	135.2	-1.2	-0.5
Automobile dealers.....	4411		12/03	131.2	131.7	130.8	1.4	-0.7
New car dealers.....	44111		12/99	144.9	145.3	144.4	1.4	-0.6
New car dealers.....	441110		12/99	144.9	145.3	144.4	1.4	-0.6
Primary services.....		441110-P	12/99	144.9	144.8	144.3	1.2	-0.3
Vehicle sales.....		441110-1	12/99	87.0	87.6	85.9	-1.7	-1.9
New vehicle sales.....		441110-101	12/99	78.8	80.6	78.7	5.1	-2.4
Used vehicle sales.....		441110-102	12/99	96.7	95.9	94.5	-7.4	-1.5
Service labor and parts.....		441110-2	12/99	185.6	184.8	185.3	2.3	0.3
Other receipts.....		441110-SM	12/99	165.6	169.8	166.5	2.9	-1.9
Recreational vehicle dealers.....	44121		06/01	135.2	134.0	131.6	-3.6	-1.8
Recreational vehicle dealers.....	441210		06/01	135.2	134.0	131.6	-3.6	-1.8
Primary services.....		441210-P	06/01	136.1	134.9	132.5	-3.6	-1.8
Recreational vehicle dealer services.....		441210-1	06/01	136.1	134.9	132.5	-3.6	-1.8
Boat dealers.....	441222		06/01	162.2	161.0	158.8	-19.9	-1.4
Primary services.....		441222-P	06/01	164.5	163.3	160.5	-20.1	-1.7
Boat dealer services.....		441222-1	06/01	164.5	163.3	160.5	-20.1	-1.7
Automotive parts, accessories and tire stores.....	4413		12/01	156.2	157.8	158.4	-1.4	0.4
Automotive parts and accessories stores.....	44131		12/03	161.1	162.9	163.9	-4.8	0.6
Automotive parts and accessories stores.....	441310		12/03	161.1	162.9	163.9	-4.8	0.6
Primary services.....		441310-P	12/03	161.1	162.9	163.9	-4.8	0.6
Automotive parts and accessories store services.....		441310-1	12/03	161.1	162.9	163.9	-4.8	0.6
Tire dealers.....	44132		12/03	129.2	130.3	130.3	5.3	0.0
Tire dealers.....	441320		12/03	129.2	130.3	130.3	5.3	0.0
Primary services.....		441320-P	12/03	129.2	130.3	130.3	5.3	0.0
Tire dealer services.....		441320-1	12/03	129.2	130.3	130.3	5.3	0.0
Furniture and home furnishings stores.....	442		12/03	132.4	137.1	134.9	-1.8	-1.6
Furniture stores.....	4421		12/03	123.7	122.9	121.9	0.2	-0.8
Furniture stores.....	44211		12/03	123.7	122.9	121.9	0.2	-0.8
Furniture stores.....	442110		06/03	125.4	124.5	123.5	0.2	-0.8
Primary services.....		442110-P	06/03	125.4	124.5	123.5	0.2	-0.8
Furniture store services.....		442110-1	06/03	125.4	124.5	123.5	0.2	-0.8
Floor covering stores.....	44221		12/03	144.1	155.5	151.7	-3.7	-2.4
Floor covering stores.....	442210		06/03	146.2	157.8	153.9	-3.8	-2.5
Primary services.....		442210-P	06/03	146.2	157.8	153.9	-3.8	-2.5

See footnotes at end of table.

Table 11. Producer price indexes for the net output of selected industries and their products, not seasonally adjusted — Continued

Industry and product ¹	Industry code	Product code	Index base	Index			Percent change to Feb. 2015 from:	
				Oct. 2014 ²	Jan. 2015 ²	Feb. 2015 ²	Feb. 2014	Jan. 2015
Floor covering stores - Continued								
Floor covering store services.....		442210-1	06/03	146.2	157.8	153.9	-3.8	-2.5
Electronics and appliance stores.....	443		12/03	85.1	70.9	76.1	-6.5	7.3
Electronics and appliance stores.....	4431		12/03	85.1	71.0	76.2	-6.4	7.3
Electronics and appliance stores.....	44314		12/03	85.1	71.0	76.2	-6.4	7.3
Household appliance stores.....	443141		06/03	80.3	84.5	83.6	9.1	-1.1
Primary services.....		443141-P	06/03	80.3	84.5	83.6	9.1	-1.1
Household appliance store services.....		443141-1	06/03	80.3	84.5	83.6	9.1	-1.1
Electronics stores.....	443142		12/11	103.1	82.9	90.0	-9.1	8.6
Primary services.....		443142-P	12/11	102.0	77.1	85.3	-12.0	10.6
Retailing of electronic entertainment and communication products.....		443142-1	12/11	115.4	70.0	86.4	-23.4	23.4
Retailing of computers, hardware, software, and computer equipment and supplies.....		443142-2	06/03	50.6	52.4	53.1	14.2	1.3
Retailing of cameras and photographic equipment and supplies.....		443142-3	06/00	76.5	65.9	80.9	-2.8	22.8
Retailing of all other goods.....		443142-4	12/11	100.5	88.7	77.1	-14.0	-13.1
Other receipts.....		443142-SM	12/11	103.1	103.1	103.1	-0.1	0.0
Building material and garden equipment and supply dealers.....	444		12/03	134.4	134.5	136.9	2.7	1.8
Building material and supplies dealers.....	4441		12/03	136.6	136.8	139.4	2.8	1.9
Home centers.....	44411		12/03	126.4	127.7	129.3	2.1	1.3
Home centers.....	444110		12/03	126.4	127.7	129.3	2.1	1.3
Primary services.....		444110-P	12/03	126.4	127.7	129.3	2.1	1.3
Home center services.....		444110-1	12/03	126.4	127.7	129.3	2.1	1.3
Paint and wallpaper stores.....	44412		12/03	143.5	146.6	147.5	3.6	0.6
Paint and wallpaper stores.....	444120		06/03	146.7	149.9	150.8	3.6	0.6
Primary services.....		444120-P	06/03	146.7	149.9	150.8	3.6	0.6
Paint and wallpaper store services.....		444120-1	06/03	146.7	149.9	150.8	3.6	0.6
Hardware stores.....	44413		12/03	128.2	132.8	132.1	5.5	-0.5
Hardware stores.....	444130		06/03	128.7	133.4	132.7	5.6	-0.5
Primary services.....		444130-P	06/03	128.7	133.6	132.8	5.7	-0.6
Hardware store services.....		444130-1	06/03	128.7	133.6	132.8	5.7	-0.6
Other building material dealers.....	44419		12/03	151.4	149.0	153.7	2.9	3.2
Other building material dealers.....	444190		12/03	151.4	149.0	153.7	2.9	3.2
Primary services.....		444190-P	12/03	151.4	149.0	153.7	2.9	3.2
Other building material dealer services.....		444190-1	12/03	151.4	149.0	153.7	2.9	3.2
Lawn and garden equip and supplies stores.....	4442		12/03	122.1	121.8	122.8	1.8	0.8
Nursery, garden and farm supply stores.....	44422		12/03	122.1	121.8	122.8	1.8	0.8
Nursery, garden, and farm supply stores.....	444220		12/02	130.7	130.4	131.5	1.9	0.8
Primary services.....		444220-P	12/02	130.3	130.1	131.3	2.5	0.9
Nursery, garden center, and farm supply store services.....		444220-1	12/02	130.3	130.1	131.3	2.5	0.9
Food and beverage stores.....	445		12/99	178.5	179.5	179.9	6.1	0.2
Grocery stores.....	4451		12/03	151.9	152.7	152.9	6.3	0.1
Grocery (except convenience) stores.....	44511		12/03	151.9	152.7	152.9	6.3	0.1
Supermarkets and other grocery (except convenience) stores.....	445110		12/99	181.3	182.2	182.5	6.3	0.2
Primary services.....		445110-P	12/99	181.3	182.2	182.5	6.2	0.2
Supermarket and other grocery store services.....		445110-3	12/99	179.6	180.5	180.8	6.2	0.2
Meat department.....		445110-301	12/99	247.8	230.9	231.1	27.4	0.1
Produce department.....		445110-302	12/99	210.0	201.6	197.6	0.3	-2.0
Bakery department.....		445110-303	12/99	171.0	176.7	176.3	0.2	-0.2
Dairy department.....		445110-304	12/99	139.2	150.6	155.7	24.2	3.4
Deli department.....		445110-305	12/99	131.7	134.3	139.3	8.4	3.7
Frozen foods department.....		445110-306	12/99	112.8	112.7	108.3	-5.6	-3.9
Edible grocery department.....		445110-307	12/99	160.7	168.6	165.4	-2.5	-1.9
Nonedible grocery department.....		445110-308	12/99	178.4	181.1	197.1	9.7	8.8
Health and beauty care department.....		445110-309	12/99	184.8	188.6	185.7	3.1	-1.5
General merchandise department.....		445110-311	12/99	246.2	244.8	254.6	5.6	4.0
Other departments.....		445110-312	12/99	181.9	181.8	177.8	-4.4	-2.2
Specialty food stores.....	4452		12/03	163.8	165.8	167.9	6.2	1.3
Specialty food stores.....	445200		12/03	163.8	165.8	167.9	6.2	1.3
Primary services.....		445200-P	12/03	163.7	165.7	167.9	6.2	1.3
Specialty food store services.....		445200-1	12/03	163.7	165.7	167.9	6.2	1.3

See footnotes at end of table.

Table 11. Producer price indexes for the net output of selected industries and their products, not seasonally adjusted — Continued

Industry and product ¹	Industry code	Product code	Index base	Index			Percent change to Feb. 2015 from:	
				Oct. 2014 ²	Jan. 2015 ²	Feb. 2015 ²	Feb. 2014	Jan. 2015
Specialty food stores - Continued								
Meat markets.....		445200-101	06/12	107.5	110.7	109.1	3.0	-1.4
Fish and seafood markets.....		445200-102	06/12	101.9	102.2	110.0	18.4	7.6
Fruit and vegetable markets.....		445200-103	06/12	114.2	111.7	115.0	6.4	3.0
Other specialty food stores.....		445200-104	06/12	106.0	108.2	109.4	5.8	1.1
Beer, wine, and liquor stores.....	4453		06/00	127.2	127.5	128.8	3.3	1.0
Beer, wine, and liquor stores.....	44531		06/00	127.2	127.5	128.8	3.3	1.0
Beer, wine, and liquor stores.....	445310		06/00	127.2	127.5	128.8	3.3	1.0
Primary services.....		445310-P	06/00	127.3	127.6	128.9	3.4	1.0
Beer, wine, and liquor store services.....		445310-1	06/00	127.3	127.6	128.9	3.4	1.0
Retailing of beer, wine, and liquor.....		445310-11	06/14	102.7	102.9	104.0	-	1.1
Retailing of all other goods and sales of prepared foods.....		445310-12	06/14	99.7	100.5	100.3	-	-0.2
Health and personal care stores.....	446		12/03	144.5	147.7	145.0	-2.6	-1.8
Health and personal care stores.....	4461		12/03	144.6	147.8	145.1	-2.6	-1.8
Pharmacies and drug stores.....	44611		06/00	176.1	178.3	175.1	-2.4	-1.8
Pharmacies and drug stores.....	446110		06/00	176.1	178.3	175.1	-2.4	-1.8
Primary services.....		446110-P	06/00	175.9	178.1	174.9	-2.5	-1.8
Retailing of prescription drugs.....		446110-1	06/00	218.9	222.6	216.0	-4.5	-3.0
Retailing of over-the-counter drugs and all other goods.....		446110-4	06/00	147.0	147.2	148.9	2.9	1.2
Retailing of over-the-counter drugs.....		446110-41	06/00	108.8	108.3	108.6	-1.3	0.3
Retailing of all other goods.....		446110-42	06/00	159.8	160.2	162.3	3.8	1.3
Optical goods stores.....	44613		12/03	128.3	133.6	126.2	4.0	-5.5
Optical goods stores.....	446130		06/00	131.6	137.0	129.4	4.0	-5.5
Primary services.....		446130-P	06/00	132.2	138.0	129.9	4.3	-5.9
Optical goods store services.....		446130-1	06/00	132.2	138.0	129.9	4.3	-5.9
Food (health) supplement stores.....	446191		12/99	169.2	179.0	180.1	-8.2	0.6
Primary services.....		446191-P	12/99	169.2	179.1	180.1	-8.2	0.6
Food (health) supplement store services.....		446191-1	12/99	169.2	179.1	180.1	-8.2	0.6
Retailing of vitamins, supplements, and related health products.....		446191-11	12/14	-	104.9	105.7	-	0.8
Retailing of all other goods.....		446191-12	12/14	-	101.6	101.6	-	0.0
Gasoline stations.....	447		06/01	104.6	106.7	100.1	17.2	-6.2
Gasoline stations.....	4471		06/01	104.6	106.7	100.1	17.2	-6.2
Gasoline stations with convenience stores.....	44711		12/03	194.8	210.3	189.3	17.4	-10.0
Gasoline stations with convenience stores.....	447110		12/03	194.8	210.3	189.3	17.4	-10.0
Primary services.....		447110-P	12/03	196.2	212.7	190.3	18.2	-10.5
Gasoline stations with convenience store services.....		447110-1	12/03	196.2	212.7	190.3	18.2	-10.5
Retailing of automotive fuels and lubricants.....		447110-101	12/12	112.8	129.1	101.7	43.6	-21.2
Retailing of all other goods, sales of prepared foods and repair services.....		447110-102	12/12	104.9	109.6	106.9	7.0	-2.5
Other receipts.....		447110-SM	12/03	135.8	-	135.8	5.4	-
Other gasoline stations.....	44719		12/03	260.7	208.7	235.2	16.1	12.7
Other gasoline stations.....	447190		12/03	260.2	208.3	234.8	16.1	12.7
Primary services.....		447190-P	06/01	100.7	79.9	90.7	15.8	13.5
Other gasoline station services.....		447190-1	06/01	100.7	79.9	90.7	15.8	13.5
Retailing of automotive fuels and lubricants.....		447190-11	12/14	-	70.3	90.4	-	28.6
Retailing of all other goods, sales of prepared foods and repair services.....		447190-12	12/14	-	100.0	99.6	-	-0.4
Clothing and clothing accessories stores.....	448		12/03	132.7	118.9	123.2	0.5	3.6
Clothing stores.....	4481		12/03	128.6	111.5	117.7	-0.1	5.6
Men's clothing stores.....	44811		12/03	81.2	78.9	78.1	-2.3	-1.0
Men's clothing stores.....	448110		06/02	84.1	81.7	81.0	-2.2	-0.9
Primary services.....		448110-P	06/02	84.1	81.7	81.0	-2.2	-0.9
Men's clothing store services.....		448110-1	06/02	84.1	81.7	81.0	-2.2	-0.9
Women's clothing stores.....	44812		12/03	136.7	119.5	120.9	0.3	1.2
Women's clothing stores.....	448120		06/03	139.6	122.1	123.5	0.3	1.1
Primary services.....		448120-P	06/03	139.6	122.1	123.5	0.3	1.1
Women's clothing store services.....		448120-1	06/03	139.6	122.1	123.5	0.3	1.1
Family clothing stores.....	44814		12/03	132.0	112.5	122.7	-0.1	9.1
Family clothing stores.....	448140		06/03	140.0	119.3	130.1	-0.1	9.1
Primary services.....		448140-P	06/03	140.0	119.3	130.1	-0.1	9.1
Family clothing store services.....		448140-1	06/03	140.0	119.3	130.1	-0.1	9.1
Shoe stores.....	4482		12/03	126.5	117.0	114.1	2.2	-2.5

See footnotes at end of table.

Table 11. Producer price indexes for the net output of selected industries and their products, not seasonally adjusted — Continued

Industry and product ¹	Industry code	Product code	Index base	Index			Percent change to Feb. 2015 from:	
				Oct. 2014 ²	Jan. 2015 ²	Feb. 2015 ²	Feb. 2014	Jan. 2015
Shoe stores.....	44821		12/03	126.5	117.0	114.1	2.2	-2.5
Shoe stores.....	448210		06/02	129.0	119.4	116.4	2.3	-2.5
Primary services.....		448210-P	06/02	129.0	119.4	116.4	2.3	-2.5
Shoe store services.....		448210-1	06/02	129.0	119.4	116.4	2.3	-2.5
Jewelry, luggage and leather goods stores.....	4483		12/03	153.6	153.7	153.7	1.8	0.0
Jewelry stores.....	44831		12/03	156.3	156.3	156.3	2.1	0.0
Jewelry stores.....	448310		06/00	169.8	169.8	169.9	2.2	0.1
Primary services.....		448310-P	06/00	170.0	170.0	170.1	2.2	0.1
Jewelry store services.....		448310-1	06/00	170.0	170.0	170.1	2.2	0.1
Luggage and leather goods stores.....	44832		12/03	114.9	116.5	116.5	-4.7	0.0
Luggage and leather goods stores.....	448320		06/00	111.5	113.1	113.1	-4.6	0.0
Primary services.....		448320-P	06/00	111.5	113.2	113.2	-4.6	0.0
Luggage and leather goods store services.....		448320-1	06/00	111.5	113.2	113.2	-4.6	0.0
Retailing of luggage and leather goods.....		448320-11	12/14	—	100.1	100.1	—	0.0
Retailing of all other goods and repair services.....		448320-12	12/14	—	100.0	100.0	—	0.0
Sporting goods, hobby, and book stores.....	451		12/03	115.0	115.0	114.8	-0.1	-0.2
Sporting goods and hobby stores.....	4511		12/03	119.4	118.4	118.3	-1.2	-0.1
Sporting goods stores.....	45111		12/03	134.2	134.2	133.3	-1.8	-0.7
Sporting goods stores.....	451110		06/00	140.0	140.0	139.1	-1.8	-0.6
Primary services.....		451110-P	06/00	141.0	140.9	140.1	-1.8	-0.6
Sporting goods store services.....		451110-1	06/00	141.0	140.9	140.1	-1.8	-0.6
Retailing of sporting goods.....		451110-11	12/13	105.2	105.0	105.7	1.7	0.7
Retailing of all other goods.....		451110-12	12/13	93.0	93.2	90.2	-8.5	-3.2
Hobby, toy and game stores.....	45112		12/03	103.0	99.4	100.8	-0.7	1.4
Hobby, toy, and game stores.....	451120		06/00	104.3	100.7	102.1	-0.7	1.4
Primary services.....		451120-P	06/00	104.3	100.7	102.1	-0.7	1.4
Hobby, toy, and game store services.....		451120-1	06/00	104.3	100.7	102.1	-0.7	1.4
Retailing of hobby and craft goods, toys, and games (including video games).....		451120-11	12/13	103.6	97.6	100.0	-1.4	2.5
Retailing of all other goods.....		451120-12	12/13	91.3	91.5	91.4	0.4	-0.1
Sewing, needlework and piece goods stores.....	45113		12/03	112.0	112.6	112.6	2.7	0.0
Sewing, needlework, and piece goods stores.....	451130		06/00	102.2	102.7	102.7	2.6	0.0
Primary services.....		451130-P	06/00	102.2	102.7	102.7	2.7	0.0
Sewing, needlework, and piece goods store services.....		451130-1	06/00	102.2	102.7	102.7	2.7	0.0
Retailing of sewing and knitting materials and supplies.....		451130-11	12/14	—	100.1	100.0	—	-0.1
Retailing all other goods.....		451130-12	12/14	—	100.0	100.1	—	0.1
Other receipts.....		451130-SM1	12/14	—	100.0	—	—	—
Book, periodical and music stores.....	4512		12/03	109.4	112.2	112.1	3.4	-0.1
Book stores and news dealers.....	45121		12/03	120.5	123.7	123.5	3.4	-0.2
Book stores.....	451211		06/00	149.9	153.8	153.6	3.4	-0.1
Primary services.....		451211-P	06/00	149.9	153.9	153.6	3.4	-0.2
Book store services.....		451211-1	06/00	149.9	153.9	153.6	3.4	-0.2
Retailing of books.....		451211-101	06/14	100.5	103.9	103.6	—	-0.3
Retailing of all other goods.....		451211-102	06/14	100.1	101.1	101.3	—	0.2
General merchandise stores.....	452		12/03	137.0	130.4	130.2	2.8	-0.2
Department stores.....	4521		12/03	135.8	129.9	128.5	3.7	-1.1
Department stores.....	45211		12/03	135.8	129.9	128.5	3.7	-1.1
Department stores, except discount.....	452111		12/03	105.9	96.4	93.2	-1.1	-3.3
Primary services.....		452111-P	12/03	105.9	96.4	93.2	-1.1	-3.3
Department store services, except discount department store.....		452111-1	12/03	105.9	96.4	93.2	-1.1	-3.3
Discount department stores.....	452112		12/03	164.8	160.6	160.7	5.6	0.1
Primary services.....		452112-P	06/02	181.5	176.9	176.9	5.5	0.0
Discount department store services.....		452112-1	06/02	181.5	176.9	176.9	5.5	0.0
Other general merchandise stores.....	4529		12/03	131.3	124.4	125.0	1.9	0.5
Other general merchandise stores.....	452900		12/03	131.3	124.4	125.0	1.9	0.5
Primary services.....		452900-P	12/03	131.3	124.4	125.0	1.9	0.5
Other general merchandise store services.....		452900-1	12/03	131.3	124.4	125.0	1.9	0.5
Warehouse clubs and supercenters.....		452900-11	12/03	122.4	115.0	116.0	2.0	0.9
All other general merchandise stores.....		452900-12	12/03	133.7	133.4	131.4	1.5	-1.5
Florists.....	4531		12/03	119.7	121.6	125.4	12.5	3.1
Florists.....	45311		12/03	119.7	121.6	125.4	12.5	3.1

See footnotes at end of table.

Table 11. Producer price indexes for the net output of selected industries and their products, not seasonally adjusted — Continued

Industry and product ¹	Industry code	Product code	Index base	Index			Percent change to Feb. 2015 from:	
				Oct. 2014 ²	Jan. 2015 ²	Feb. 2015 ²	Feb. 2014	Jan. 2015
Florists.....	453110		06/00	129.6	131.6	135.7	12.4	3.1
Primary services.....		453110-P	06/00	129.7	132.0	135.6	12.3	2.7
Florist services.....		453110-1	06/00	129.7	132.0	135.6	12.3	2.7
Retailing of flowers, plants, and nursery supplies.....		453110-11	06/14	101.7	103.8	106.8	—	2.9
Retailing of all other goods.....		453110-12	06/14	98.0	98.0	99.3	—	1.3
Office supplies, stationery and gift stores.....	4532		12/03	138.2	136.7	138.2	8.1	1.1
Office supplies and stationery stores.....	45321		12/03	173.6	170.0	173.2	15.1	1.9
Office supplies and stationery stores.....	453210		06/00	219.8	215.2	219.3	15.1	1.9
Primary services.....		453210-P	06/00	221.1	216.5	220.7	15.1	1.9
Office supplies and stationery store services.....		453210-1	06/00	221.1	216.5	220.7	15.1	1.9
Gift, novelty and souvenir stores.....	45322		12/03	106.4	106.6	106.8	0.8	0.2
Gift, novelty, and souvenir stores.....	453220		06/00	106.8	107.0	107.1	0.7	0.1
Primary services.....		453220-P	06/00	106.8	107.0	107.2	0.8	0.2
Gift, novelty, and souvenir store services.....		453220-1	06/00	106.8	107.0	107.2	0.8	0.2
Retailing of greeting cards, souvenirs, and novelty items.....		453220-11	06/14	100.3	99.9	99.9	—	0.0
Retailing of all other goods and related services.....		453220-12	06/14	99.0	100.1	100.3	—	0.2
Manufactured (mobile) home dealers.....	45393		12/03	114.7	114.0	114.6	0.3	0.5
Manufactured (mobile) home dealers.....	453930		12/02	121.2	120.5	121.1	0.2	0.5
Primary services.....		453930-P	12/02	121.5	120.7	121.3	0.2	0.5
Manufactured (mobile) home dealer services.....		453930-1	12/02	121.5	120.7	121.3	0.2	0.5
Nonstore retailers.....	454		12/03	156.8	161.8	155.5	5.1	-3.9
Electronic and mail-order shopping.....	454110		06/06	107.7	103.8	105.8	-0.9	1.9
Primary services.....		454110-P	06/06	108.1	104.1	106.1	-1.0	1.9
Electronic and mail-order shopping services.....		454110-1	06/06	108.1	104.1	106.1	-1.0	1.9
Electronic and mail-order drugs, health aids, and cosmetics.....		454110-11	06/13	102.4	102.0	102.6	-5.2	0.6
Electronic and mail-order apparel and footwear.....		454110-12	06/13	100.9	83.4	89.8	-1.5	7.7
Electronic and mail-order electronic goods, including appliances.....		454110-13	06/13	92.3	88.8	93.2	1.9	5.0
Electronic and mail-order home furnishings, hardware, and related goods.....		454110-14	06/13	100.5	99.4	99.4	1.1	0.0
Electronic and mail-order services for all other goods.....		454110-15	06/13	101.8	99.6	100.1	0.2	0.5
Vending machine operators.....	4542		12/03	130.3	132.1	136.9	6.5	3.6
Vending machine operators.....	45421		12/03	130.3	132.1	136.9	6.5	3.6
Vending machine operators.....	454210		06/00	138.1	140.0	145.1	6.5	3.6
Primary services.....		454210-P	06/00	138.1	140.0	145.1	6.5	3.6
Vending machine operator services.....		454210-1	06/00	138.1	140.0	145.1	6.5	3.6
Fuel dealers.....	45431		06/00	211.3	240.8	209.0	14.6	-13.2
Fuel dealers.....	454310		06/00	211.3	240.8	209.0	14.6	-13.2
Primary services.....		454310-P	06/00	219.4	252.4	217.9	16.3	-13.7
Fuel dealer services.....		454310-1	06/00	219.4	252.4	217.9	16.3	-13.7
Air transportation.....	481		12/92	226.9	227.3	221.7	-0.4	-2.5
Scheduled air transportation.....	4811		12/89	279.6	279.9	272.5	-0.4	-2.6
Scheduled air transportation.....	48111		12/89	279.6	279.9	272.5	-0.4	-2.6
Scheduled passenger air transportation.....	481111		12/89	284.5	285.5	277.2	-0.3	-2.9
Primary services.....		481111-P	12/89	311.6	312.3	303.2	-0.2	-2.9
Domestic.....		481111-1	12/89	329.2	326.1	322.4	0.4	-1.1
First class, including business.....		481111-101	12/99	162.2	162.2	158.3	-0.4	-2.4
Coach.....		481111-102	12/99	188.5	186.5	184.7	0.5	-1.0
International.....		481111-2	12/89	232.1	243.6	219.8	-2.9	-9.8
Scheduled freight air transportation.....	481112		12/03	156.8	152.1	153.4	-2.4	0.9
Primary services.....		481112-P	12/87	192.9	185.9	187.6	-3.2	0.9
Scheduled freight air transportation services.....		481112-1	12/87	203.9	195.6	197.6	-3.1	1.0
Domestic scheduled freight air transportation services.....		481112-101	12/14	—	99.6	107.8	—	8.2
International scheduled freight air transportation services.....		481112-102	12/14	—	97.0	94.8	—	-2.3
Scheduled mail air transportation services.....		481112-2	12/87	148.4	148.6	148.6	-3.6	0.0
Other receipts.....		481112-SM	12/03	143.4	—	—	—	—
Nonscheduled air transportation.....	4812		12/96	166.4	168.4	168.0	-0.2	-0.2
Nonscheduled air transportation.....	48121		12/96	166.4	168.4	168.0	-0.2	-0.2
Nonscheduled air passenger chartering.....	481211		06/92	177.5	177.6	177.3	-0.8	-0.2
Primary services.....		481211-P	12/00	141.0	141.1	140.9	-1.5	-0.1
Domestic nonscheduled passenger services.....		481211-1	06/08	99.0	99.0	98.8	-1.8	-0.2
International nonscheduled passenger services.....		481211-2	06/08	108.1	108.1	108.1	-0.6	0.0
Other receipts.....		481211-SM	06/92	279.3	279.2	279.6	7.5	0.1

See footnotes at end of table.

Table 11. Producer price indexes for the net output of selected industries and their products, not seasonally adjusted — Continued

Industry and product ¹	Industry code	Product code	Index base	Index			Percent change to Feb. 2015 from:	
				Oct. 2014 ²	Jan. 2015 ²	Feb. 2015 ²	Feb. 2014	Jan. 2015
Nonscheduled air freight chartering.....	481212		06/08	99.4	108.0	107.0	3.6	-0.9
Primary services.....		481212-P	06/08	98.1	108.2	107.3	3.7	-0.8
Domestic nonscheduled freight services.....		481212-1	06/08	101.7	116.3	115.2	6.0	-0.9
International nonscheduled freight services.....		481212-2	06/08	90.6	91.5	91.0	-1.9	-0.5
Other receipts.....		481212-SM	06/08	117.1	—	—	—	—
Rail transportation.....	482		12/96	186.4	185.0	182.6	-1.7	-1.3
Rail transportation.....	4821		12/96	186.4	185.0	182.6	-1.7	-1.3
Rail transportation.....	48211		12/96	186.4	185.0	182.6	-1.7	-1.3
Line-haul railroads.....	482111		12/84	207.9	206.4	203.7	-1.7	-1.3
Primary services.....		482111-P	12/84	207.9	206.4	203.7	-1.7	-1.3
Rail transportation, freight (Carload).....		482111-1	12/96	192.5	191.9	189.7	-1.0	-1.1
Rail transportation, freight (Intermodal).....		482111-2	12/96	161.6	155.8	151.9	-6.5	-2.5
Rail transportation, passenger.....		482111-3	12/96	155.2	156.2	156.2	1.8	0.0
Coach service class.....		482111-306	06/05	138.2	139.2	139.2	1.8	0.0
All other service classes.....		482111-307	06/05	137.2	137.4	137.4	1.8	0.0
Water transportation.....	483		12/03	141.7	138.6	140.1	2.6	1.1
Deep sea freight transportation.....	483111		06/88	261.5	259.9	267.4	2.0	2.9
Primary services.....		483111-P	06/88	267.1	265.5	273.2	2.0	2.9
Deep sea freight transportation services.....		483111-5	06/88	267.1	265.5	273.2	2.0	2.9
Coastal and Great Lakes freight transport.....	483113		12/03	172.1	169.9	171.2	4.4	0.8
Primary services.....		483113-P	12/03	169.3	167.2	168.7	4.7	0.9
Coastal and intercoastal freight transportation.....		483113-1	12/03	167.7	161.4	164.8	6.6	2.1
Great Lakes - St. Lawrence Seaway freight transportation.....		483113-2	12/91	197.7	189.3	—	—	—
Coastal and intercoastal towing transportation.....		483113-3	12/03	179.8	183.1	184.0	4.7	0.5
Inland water transportation.....	4832		12/03	200.7	184.9	180.4	-0.6	-2.4
Inland water transportation.....	48321		12/03	200.7	184.9	180.4	-0.6	-2.4
Inland water freight transportation.....	483211		12/90	254.6	234.6	228.9	-0.6	-2.4
Primary services.....		483211-P	12/90	257.3	236.8	230.9	-0.9	-2.5
Inland waterways freight transportation (except towing).....		483211-1	12/03	213.9	193.2	190.3	0.3	-1.5
Inland waterways towing transportation.....		483211-2	12/03	153.4	150.7	142.0	-4.9	-5.8
Truck transportation.....	484		12/03	134.8	133.4	131.9	-1.2	-1.1
General freight trucking.....	4841		12/03	137.5	136.4	134.3	-1.0	-1.5
General freight trucking, local.....	48411		12/03	135.2	135.2	134.9	-0.1	-0.2
General freight trucking, local.....	484110		12/03	135.2	135.2	135.0	-0.1	-0.1
Primary services.....		484110-P	06/93	150.4	150.4	149.6	-0.5	-0.5
General freight trucking, local.....		484110-1	06/93	150.4	150.4	149.6	-0.5	-0.5
Other receipts.....		484110-SM	12/03	133.6	133.6	135.1	1.4	1.1
General freight trucking, long-distance.....	48412		12/03	138.1	136.7	134.3	-1.2	-1.8
General freight trucking, long-distance TL.....	484121		12/03	129.7	126.6	125.6	-2.0	-0.8
Primary services.....		484121-P	06/92	147.4	143.8	142.7	-1.7	-0.8
General freight trucking, long-distance, truckload.....		484121-2	06/92	147.4	143.8	142.7	-1.7	-0.8
Other receipts.....		484121-SM	12/03	147.9	144.5	143.6	-3.8	-0.6
General freight trucking, long-distance LTL.....	484122		12/03	157.3	159.9	154.1	0.5	-3.6
Primary services.....		484122-P	06/92	265.5	270.6	260.5	0.8	-3.7
General freight trucking, long-distance less than truckload.....		484122-1	06/92	265.5	270.6	260.5	0.8	-3.7
Other receipts.....		484122-SM	12/03	157.2	152.0	149.3	-6.6	-1.8
Specialized freight trucking.....	4842		12/03	128.9	127.0	126.6	-1.9	-0.3
Used household and office goods moving.....	48421		12/03	126.3	126.6	126.9	1.1	0.2
Used household and office goods moving.....	484210		12/03	126.3	126.5	126.9	1.2	0.3
Primary services.....		484210-P	12/03	128.7	129.0	129.4	1.3	0.3
Used household and office goods moving, except local.....		484210-2	06/92	195.9	195.3	195.3	0.8	0.0
Used household and office goods moving, local.....		484210-4	12/03	114.9	117.0	118.1	2.6	0.9
Specialized freight (except used) trucking, local.....	48422		12/03	135.1	131.5	130.7	-3.7	-0.6
Other specialized trucking, local.....	484220		12/03	135.1	131.5	130.7	-3.7	-0.6
Primary services.....		484220-P	06/93	165.2	160.3	159.4	-4.1	-0.6
Specialized freight (except used goods) trucking, local.....		484220-3	06/93	165.2	160.3	159.4	-4.1	-0.6
Other receipts.....		484220-SM	12/03	128.6	128.0	—	—	—
Specialized freight (except used) trucking, long-distance.....	48423		12/03	123.8	122.5	122.1	-1.5	-0.3
Other specialized trucking, long-distance.....	484230		12/03	123.8	122.5	122.1	-1.5	-0.3
Primary services.....		484230-P	06/01	125.3	124.0	123.7	-1.3	-0.2
Specialized freight (except used goods) trucking, long-distance.....		484230-6	06/01	125.3	124.0	123.7	-1.3	-0.2

See footnotes at end of table.

Table 11. Producer price indexes for the net output of selected industries and their products, not seasonally adjusted — Continued

Industry and product ¹	Industry code	Product code	Index base	Index			Percent change to Feb. 2015 from:	
				Oct. 2014 ²	Jan. 2015 ²	Feb. 2015 ²	Feb. 2014	Jan. 2015
Other specialized trucking, long-distance - Continued								
Other receipts.....		484230-SM	12/03	131.1	130.0	129.0	-1.9	-0.8
Pipeline transportation of crude oil.....	4861		12/03	227.4	230.8	230.7	5.6	0.0
Pipeline transportation of crude oil.....	48611		12/03	227.4	230.8	230.7	5.6	0.0
Pipeline transportation of crude oil.....	486110		06/86	252.0	255.7	255.7	5.7	0.0
Primary services.....		486110-P	06/86	252.2	255.9	255.9	5.7	0.0
Pipeline transportation of crude oil.....		486110-3	06/86	244.7	248.3	248.3	5.7	0.0
Trans-Alaskan Pipeline System transportation.....		486110-311	06/86	153.8	145.6	145.6	-14.2	0.0
Pipeline transportation of crude petroleum, except on the Trans-Alaskan Pipeline System.....		486110-312	06/86	317.9	325.7	325.7	9.0	0.0
Other pipeline transportation.....	4869		12/03	163.6	164.4	164.4	5.5	0.0
Pipeline transportation of refined petroleum products.....	48691		12/03	163.6	164.4	164.4	5.5	0.0
Refined petroleum product pipeline transport.....	486910		06/86	187.2	188.1	188.1	5.4	0.0
Primary services.....		486910-P	06/86	187.6	188.4	188.4	5.4	0.0
Pipeline transportation of refined petroleum products.....		486910-1	06/86	190.2	191.1	191.1	5.4	0.0
Transportation support activities.....	488		12/03	119.0	118.7	117.9	-0.1	-0.7
Air transportation support activities.....	4881		12/96	162.8	162.8	162.4	0.7	-0.2
Airport operations.....	48811		12/03	128.4	127.2	126.7	0.2	-0.4
Other airport operations.....	488119		12/03	128.4	127.2	126.7	0.2	-0.4
Primary services.....		488119-P	06/92	177.9	176.2	175.5	0.2	-0.4
Aeronautical services.....		488119-5	06/14	102.0	102.1	101.7	-	-0.4
Landing fees.....		488119-501	06/14	100.7	100.5	100.4	-	-0.1
Terminal rental.....		488119-502	06/14	106.1	105.8	105.8	-	0.0
Other aeronautical services.....		488119-503	06/14	100.4	100.8	100.0	-	-0.8
Non-aeronautical services.....		488119-6	06/14	99.8	96.8	96.4	-	-0.4
Airport parking.....		488119-601	06/14	101.1	101.2	101.2	-	0.0
Lease space for rental cars.....		488119-602	06/14	95.2	87.4	84.4	-	-3.4
Lease space for concessions.....		488119-603	06/92	160.4	148.2	151.2	-3.6	2.0
Other non-aeronautical services.....		488119-604	06/14	100.7	102.6	102.4	-	-0.2
Other air transportation support activities.....	48819		12/03	128.7	130.6	130.7	1.7	0.1
Other support activities for air transport.....	488190		12/03	128.7	130.6	130.7	1.7	0.1
Primary services.....		488190-P	06/92	164.9	167.4	167.6	1.8	0.1
Other air transportation support activities.....		488190-5	06/07	114.5	116.2	116.3	1.7	0.1
Other receipts.....		488190-SM	06/92	158.8	160.8	160.8	0.6	0.0
Water transportation support activities.....	4883		12/03	132.1	132.0	131.9	0.5	-0.1
Port and harbor operations.....	48831		12/03	150.1	150.1	150.1	2.2	0.0
Port and harbor operations.....	488310		12/03	150.1	150.1	150.1	2.2	0.0
Primary services.....		488310-P	12/03	152.3	152.3	152.3	2.3	0.0
Port and harbor services.....		488310-1	12/03	152.3	152.3	152.3	2.3	0.0
Marine cargo handling.....	48832		12/03	128.1	128.6	128.7	1.3	0.1
Marine cargo handling.....	488320		12/91	144.3	144.9	144.9	1.3	0.0
Primary services.....		488320-P	12/91	142.3	142.9	143.0	1.3	0.1
Movement of containers.....		488320-8	12/98	128.2	128.8	128.9	1.5	0.1
Other marine cargo handling.....		488320-9	12/98	130.1	130.6	130.6	0.9	0.0
Other receipts.....		488320-SM	12/91	187.4	187.4	187.2	0.8	-0.1
Navigational services to shipping.....	48833		12/03	129.2	127.6	127.3	-2.4	-0.2
Navigational services to shipping.....	488330		12/92	169.6	167.4	167.0	-2.3	-0.2
Primary services.....		488330-P	12/92	172.4	170.2	169.8	-2.4	-0.2
Navigational services to shipping and salvage.....		488330-1	12/92	172.4	170.2	169.8	-2.4	-0.2
Freight transportation arrangement.....	4885		12/96	102.9	102.5	101.3	-0.9	-1.2
Freight transportation arrangement.....	48851		12/96	102.9	102.5	101.3	-0.9	-1.2
Freight transportation arrangement.....	488510		12/94	105.0	104.6	103.4	-0.9	-1.1
Primary services.....		488510-P	12/94	104.9	104.4	103.2	-0.9	-1.1
Freight forwarding.....		488510-1	12/94	94.9	94.1	94.0	0.4	-0.1
Arrangement of freight and cargo n.e.c.....		488510-2	12/94	114.5	114.3	112.3	-1.6	-1.7
U.S. Postal Service.....	491		06/89	213.9	213.9	213.9	-0.1	0.0
U.S. Postal Service.....	4911		06/89	213.9	213.9	213.9	-0.1	0.0
U.S. Postal Service.....	49111		06/89	213.9	213.9	213.9	-0.1	0.0
U.S. Postal Service.....	491110		06/89	213.9	213.9	213.9	-0.1	0.0
Primary services.....		491110-P	06/89	213.9	213.9	213.9	-0.1	0.0

See footnotes at end of table.

Table 11. Producer price indexes for the net output of selected industries and their products, not seasonally adjusted — Continued

Industry and product ¹	Industry code	Product code	Index base	Index			Percent change to Feb. 2015 from:	
				Oct. 2014 ²	Jan. 2015 ²	Feb. 2015 ²	Feb. 2014	Jan. 2015
U.S. Postal Service - Continued								
Mailing services (market dominant services).....		491110-7	12/12	108.9	108.9	108.9	-0.1	0.0
First class mail.....		491110-71	06/89	195.7	195.7	195.7	-0.1	0.0
Retail letters.....		491110-711	12/12	108.8	108.8	108.8	0.0	0.0
Commercial letters.....		491110-712	12/12	108.6	108.6	108.6	0.0	0.0
Retail and commercial flats.....		491110-713	12/12	107.6	107.6	107.6	-1.0	0.0
Other first class mail and fees.....		491110-714	12/12	111.6	111.6	111.6	0.0	0.0
Periodicals mail.....		491110-72	06/89	253.4	253.4	253.4	0.0	0.0
Outside county.....		491110-721	06/89	257.9	257.9	257.9	0.0	0.0
Other periodicals mail and fees.....		491110-722	12/12	109.5	109.5	109.5	0.0	0.0
Standard class mail.....		491110-73	06/89	246.2	246.2	246.2	0.0	0.0
High density and saturation flats and parcels.....		491110-731	12/12	107.3	107.3	107.3	0.0	0.0
Carrier route basic mail.....		491110-732	12/12	108.2	108.2	108.2	0.0	0.0
Bulk letters.....		491110-733	12/12	108.7	108.7	108.7	0.0	0.0
Bulk flats.....		491110-734	12/12	108.0	108.0	108.0	0.0	0.0
Other standard mail and fees.....		491110-735	12/12	108.0	108.0	108.0	0.0	0.0
Package services mail.....		491110-74	06/89	249.1	249.1	249.1	0.3	0.0
Special services and fees.....		491110-75	06/89	255.1	255.1	255.1	0.0	0.0
Shipping services (competitive services).....		491110-8	12/12	110.5	110.5	110.5	-0.8	0.0
Domestic priority mail.....		491110-81	06/89	267.2	267.2	267.2	-1.3	0.0
Other shipping services and shipping special services & fees.....		491110-82	12/12	121.4	121.4	121.4	0.0	0.0
Couriers and messengers.....	492		12/03	198.1	205.9	204.8	3.1	-0.5
Couriers and express delivery services.....	4921		12/03	203.4	211.7	210.6	3.2	-0.5
Couriers and express delivery services.....	49211		12/03	203.4	211.7	210.6	3.2	-0.5
Couriers and express delivery services.....	492110		12/03	203.4	211.7	210.5	3.1	-0.6
Primary services.....		492110-P	12/03	204.1	212.4	211.3	3.2	-0.5
Standard courier services.....		492110-1	12/92	308.5	326.0	326.1	5.7	0.0
Expedited courier services.....		492110-2	12/87	292.1	296.8	292.4	-0.8	-1.5
Domestic expedited courier services.....		492110-201	12/98	256.7	261.3	257.7	-0.5	-1.4
International expedited courier services.....		492110-202	12/98	249.7	252.4	248.2	-1.5	-1.7
Local messengers and local delivery.....	4922		12/03	124.8	124.8	124.8	2.1	0.0
Local messengers and local delivery.....	49221		12/03	124.8	124.8	124.8	2.1	0.0
Local messengers and local delivery.....	492210		12/03	124.8	124.8	124.8	2.1	0.0
Primary services.....		492210-P	12/92	161.3	161.3	161.3	2.0	0.0
Local messengers and local delivery services.....		492210-1	12/92	161.3	161.3	161.3	2.0	0.0
Warehousing and storage.....	493		12/06	100.4	100.9	100.7	0.9	-0.2
Warehousing and storage.....	4931		12/06	100.3	100.9	100.7	0.9	-0.2
General warehousing and storage.....	49311		12/03	100.6	101.3	101.0	0.7	-0.3
General warehousing and storage.....	493110		12/03	100.7	101.3	101.0	0.6	-0.3
Primary services.....		493110-P	06/93	109.0	109.8	109.5	0.7	-0.3
General warehousing and storage services.....		493110-1	06/93	109.0	109.8	109.5	0.7	-0.3
Refrigerated warehousing and storage.....	49312		12/03	117.8	118.2	118.2	2.0	0.0
Refrigerated warehousing and storage.....	493120		12/91	129.5	129.9	129.9	2.0	0.0
Primary services.....		493120-P	12/91	129.1	129.6	129.5	2.0	-0.1
Warehousing and storage of refrigerated goods.....		493120-2	12/91	129.3	129.7	129.7	2.1	0.0
Farm product warehousing and storage.....	49313		12/03	111.4	111.4	111.4	0.1	0.0
Farm product warehousing and storage.....	493130		12/92	129.5	129.5	129.5	0.1	0.0
Primary services.....		493130-P	12/92	127.5	127.5	127.5	0.1	0.0
Farm product warehousing and storage services.....		493130-1	12/92	127.5	127.5	127.5	0.1	0.0
Publishing industries, except Internet.....	511		12/03	113.5	113.6	114.0	0.4	0.4
Newspaper, book, and directory publishers.....	5111		12/03	127.3	127.9	128.1	1.7	0.2
Newspaper publishers.....	51111		12/79	493.7	496.6	496.0	1.4	-0.1
Newspaper publishers.....	511110		12/79	493.8	496.6	496.1	1.4	-0.1
Primary services.....		511110-P	12/79	508.5	511.5	510.9	1.4	-0.1
Daily and Sunday newspaper subscriptions and single copy sales.....		511110-1	12/79	410.4	415.3	414.4	3.2	-0.2
Daily and Sunday newspaper advertising sales.....		511110-2	12/79	539.9	542.4	541.9	1.0	-0.1
Weekly and other newspaper advertising sales.....		511110-4	06/99	134.6	134.6	134.6	0.1	0.0
Periodical publishers.....	51112		12/79	418.4	420.8	422.9	1.5	0.5
Periodical publishers.....	511120		12/79	418.4	420.7	422.8	1.5	0.5
Primary services.....		511120-P	12/79	430.6	433.3	435.7	1.7	0.6
Periodicals, advertising sales.....		511120-2	12/14	-	100.0	101.1	-	1.1

See footnotes at end of table.

Table 11. Producer price indexes for the net output of selected industries and their products, not seasonally adjusted — Continued

Industry and product ¹	Industry code	Product code	Index base	Index			Percent change to Feb. 2015 from:	
				Oct. 2014 ²	Jan. 2015 ²	Feb. 2015 ²	Feb. 2014	Jan. 2015
Periodical publishers - Continued								
Specialized business and professional periodicals, advertising sales.		511120-21	12/79	455.7	457.0	485.3	6.6	6.2
General and consumer periodicals, advertising sales.		511120-22	12/79	621.8	621.8	625.0	0.9	0.5
Other periodicals, including advertising periodicals, nec, advertising sales.		511120-23	12/79	262.4	—	—	—	—
Periodicals, subscriptions and single copy sales.		511120-5	12/14	—	100.1	100.0	—	-0.1
Specialized business and professional periodicals, subscriptions and single copy sales.		511120-51	12/79	501.3	521.7	520.0	4.0	-0.3
General and consumer periodicals, subscriptions and single copy sales.		511120-52	12/06	99.5	99.5	99.5	1.0	0.0
Other receipts.		511120-SM	12/79	—	—	367.6	—	—
Book publishers.	51113		12/84	303.9	305.3	305.6	3.5	0.1
Book publishers.	511130		12/80	413.7	415.7	416.1	3.5	0.1
Primary services.		511130-P	12/80	412.9	415.1	415.6	3.2	0.1
General adult and juvenile book publishing.		511130-E	06/09	104.3	103.7	103.9	0.4	0.2
General adult book publishing.		511130-E1	06/09	105.1	106.9	106.8	1.6	-0.1
Juvenile book publishing.		511130-E2	06/09	102.7	95.8	96.8	-2.9	1.0
Textbook publishing, including teachers' editions and workbooks.		511130-1	12/80	750.4	760.8	760.7	4.5	0.0
College textbook publishing.		511130-1C	12/80	840.5	868.9	868.9	5.4	0.0
Elementary and high school textbook publishing.		511130-1D	12/02	163.3	163.7	163.7	4.0	0.0
Technical, scientific, and professional book publishing.		511130-3	12/80	482.6	486.1	487.6	5.2	0.3
Religious book publishing.		511130-4	12/80	219.9	221.2	219.5	2.1	-0.8
General reference book publishing.		511130-7	12/80	203.7	203.9	203.9	0.5	0.0
Other receipts.		511130-SM	12/80	417.9	417.9	417.8	7.0	0.0
Directory and mailing list publishers.	51114		12/03	120.2	120.6	120.5	0.0	-0.1
Directory and mailing list publishers.	511140		12/03	120.1	120.6	120.5	0.1	-0.1
Primary services.		511140-P	12/03	120.2	120.6	120.5	0.0	-0.1
Directory and mailing list publishing - advertising sales incl. telephone directory listings.		511140-1	09/84	289.8	289.9	289.8	-0.3	0.0
Directory and mailing list publishing - subscription, content, and licensing sales.		511140-5	01/08	108.9	110.9	110.6	1.6	-0.3
Other publishers.	51119		12/03	111.1	111.5	111.5	0.8	0.0
Greeting card publishers.	511191		12/85	194.2	195.3	195.3	0.7	0.0
Primary services.		511191-P	12/85	214.5	214.5	214.5	0.2	0.0
Greeting card publishing.		511191-3	12/85	216.6	216.6	216.6	0.1	0.0
Other receipts.		511191-SM	12/85	140.7	150.2	—	—	—
All other publishers.	511199		12/03	123.4	123.5	123.5	1.1	0.0
Primary services.		511199-P	12/03	124.7	124.8	124.8	1.2	0.0
All other publishing including yearbooks, art prints, patterns, and trading cards.		511199-6	12/03	124.7	124.8	124.8	1.2	0.0
Other receipts.		511199-SM	12/03	112.8	112.9	112.8	0.0	-0.1
Software publishers.	5112		12/03	91.8	91.3	92.1	-1.1	0.9
Software publishers.	51121		12/03	91.8	91.3	92.1	-1.1	0.9
Software publishers.	511210		12/97	86.7	86.3	87.0	-1.1	0.8
Primary services.		511210-P	12/97	87.4	87.0	87.7	-0.3	0.8
Software publishing, except games.		511210-5	06/06	94.5	93.6	94.5	0.0	1.0
Application software publishing.		511210-502	12/97	99.4	98.9	99.0	-1.5	0.1
Desktop and portable device application software publishing.		511210-50201	06/06	99.7	98.5	98.4	-2.2	-0.1
Other application software publishing.		511210-50202	06/06	108.1	108.1	108.3	-1.1	0.2
Software maintenance, technical support, and other services related to software publishing.		511210-504	12/97	151.2	151.7	152.1	2.6	0.3
Game software publishing.		511210-7	12/13	82.5	94.7	93.8	-7.0	-1.0
Other receipts.		511210-SM	12/97	60.7	60.8	60.9	-9.6	0.2
Broadcasting, except Internet.	515		12/03	122.5	117.9	117.7	-0.7	-0.2
Radio and television broadcasting.	5151		06/01	102.2	93.3	92.2	-6.3	-1.2
Radio broadcasting.	51511		12/03	96.4	89.7	91.0	-5.0	1.4
Radio broadcasting.	515110		06/88	174.1	162.1	164.2	-5.1	1.3
Primary services.		515110-P	06/88	178.1	165.3	167.3	-5.3	1.2
Radio station services.		515110-1	06/88	188.8	173.6	176.9	-3.9	1.9
Radio station advertising sales.		515110-101	06/88	189.3	172.5	176.2	-4.3	2.1
Radio station advertising sales, local.		515110-10101	12/95	146.0	133.0	135.8	-3.8	2.1
Radio station advertising sales, national and regional.		515110-10102	12/95	116.7	106.6	109.0	-6.4	2.3
Other radio station services.		515110-102	12/03	98.1	98.1	98.1	0.2	0.0
Radio network and national syndication services.		515110-2	12/95	115.5	111.9	109.7	-11.4	-2.0
Other receipts.		515110-SM	12/03	103.0	102.3	106.0	1.3	3.6
Television broadcasting.	51512		12/03	101.0	90.4	88.2	-7.0	-2.4
Television broadcasting.	515120		06/01	102.2	91.7	89.4	-7.0	-2.5
Primary services.		515120-P	06/01	92.3	81.1	78.9	-8.1	-2.7

See footnotes at end of table.

Table 11. Producer price indexes for the net output of selected industries and their products, not seasonally adjusted — Continued

Industry and product ¹	Industry code	Product code	Index base	Index			Percent change to Feb. 2015 from:	
				Oct. 2014 ²	Jan. 2015 ²	Feb. 2015 ²	Feb. 2014	Jan. 2015
Television broadcasting - Continued								
Television advertising sales.....		515120-3	06/08	101.5	88.0	85.4	-9.0	-3.0
Network compensation and other television broadcasting services.....		515120-4	06/08	103.8	107.9	105.8	0.7	-1.9
Other receipts.....		515120-SM	06/01	94.4	94.5	94.3	-0.1	-0.2
Cable and other subscription programming.....	5152		12/03	136.9	135.9	136.7	3.0	0.6
Cable and other subscription programming.....	51521		12/03	139.3	138.3	139.1	3.5	0.6
Cable and other subscription programming.....	515210		12/03	136.9	136.0	136.8	3.1	0.6
Primary services.....		515210-P	12/03	143.1	142.1	142.9	4.0	0.6
Cable network advertising services.....		515210-1	06/93	243.1	234.9	237.4	1.2	1.1
Cable network programming services.....		515210-2	06/93	198.0	202.9	202.9	7.5	0.0
Telecommunications.....	517		12/03	101.7	101.3	99.7	-2.5	-1.6
Wired telecommunications carriers.....	5171		06/99	96.2	97.0	97.0	1.4	0.0
Wired telecommunications carriers.....	51711		12/03	111.0	111.8	111.8	1.3	0.0
Wired telecommunications carriers.....	517110		12/03	110.9	111.8	111.8	1.3	0.0
Primary products.....		517110-P	12/03	110.8	111.7	111.6	1.2	-0.1
Local telephone service, except private lines.....		517110-1	12/03	119.4	121.4	121.8	3.7	0.3
Residence local telephone service.....		517110-111	12/03	130.9	134.5	134.9	5.6	0.3
Business and other local telephone service.....		517110-112	12/03	105.1	105.2	105.5	0.7	0.3
Public switched toll service.....		517110-2	12/03	114.1	114.3	114.4	-1.3	0.1
Residence switched toll service.....		517110-21	12/03	165.3	166.5	167.1	0.9	0.4
Business switched toll and other toll service.....		517110-22	12/03	59.0	58.6	58.4	-4.6	-0.3
Private line telephone service.....		517110-3	12/03	101.0	101.0	101.0	0.6	0.0
All-distance telephone service.....		517110-4	12/11	110.9	114.7	114.7	3.2	0.0
Video programming distribution.....		517110-5	12/03	129.5	130.0	129.7	0.2	-0.2
Video programming subscriber services.....		517110-501	06/93	176.4	177.3	176.8	0.2	-0.3
Advertising services.....		517110-502	06/93	151.1	151.1	151.1	0.0	0.0
Internet access services.....		517110-6	06/04	64.8	64.8	64.9	0.6	0.2
Residential Internet access services.....		517110-601	12/11	100.9	100.9	101.4	0.6	0.5
Business Internet access services.....		517110-602	12/11	100.0	100.0	100.0	0.9	0.0
Bundled access services.....		517110-7	12/11	101.2	102.2	102.1	1.4	-0.1
Other wired telecommunications services.....		517110-9	12/03	102.1	102.4	102.4	1.1	0.0
Wireless telecommunications carriers.....	5172		12/03	63.1	61.2	58.2	-10.0	-4.9
Wireless telecommunications carriers.....	51721		12/03	63.1	61.2	58.2	-10.0	-4.9
Wireless telecommunications carriers.....	517210		06/99	57.6	55.9	53.2	-10.0	-4.8
Primary services.....		517210-P	06/99	57.0	55.3	52.6	-10.1	-4.9
Wireless telecommunications services.....		517210-1	06/99	57.0	55.3	52.6	-10.1	-4.9
Data processing and related services.....	5182		12/03	103.6	103.6	103.6	0.3	0.0
Data processing and related services.....	51821		12/03	103.6	103.6	103.6	0.3	0.0
Data processing and related services.....	518210		12/00	106.9	107.0	107.0	0.3	0.0
Primary services.....		518210-P	12/00	106.3	106.3	106.3	0.3	0.0
Business process management services.....		518210-1	12/00	110.9	110.9	110.9	1.6	0.0
Data management and storage, information transformation and other services.....		518210-4	12/00	104.9	105.0	105.0	-0.7	0.0
Hosting, ASP and other IT infrastructure provisioning services.....		518210-5	12/06	101.0	101.0	101.0	-0.7	0.0
Other receipts.....		518210-SM	12/00	107.3	107.3	107.3	0.3	0.0
Internet publishing and web search portals.....	519130		12/09	91.3	90.1	90.9	-2.3	0.9
Primary services.....		519130-P	12/09	92.6	91.4	92.3	-2.6	1.0
Internet publishing and web search portals - advertising sales.....		519130-1	12/09	82.7	80.7	82.0	-5.1	1.6
Internet publishing and web search portals - search and textual advertising sales.....		519130-101	12/09	87.7	87.7	87.7	-10.6	0.0
Internet publishing and web search portals - display and other advertising sales.....		519130-102	12/09	78.1	73.6	76.6	3.8	4.1
Internet publishing and web search portals - subscription, content access, and licensing sales.....		519130-2	12/09	109.7	109.9	109.9	0.6	0.0
Other receipts.....		519130-SM	12/09	71.6	71.6	-	-	-
Depository credit intermediation.....	5221		12/03	99.9	100.7	99.7	-3.4	-1.0
Commercial banking.....	52211		12/03	100.9	101.7	100.8	-3.1	-0.9
Commercial banking.....	522110		12/03	100.9	101.7	100.8	-3.1	-0.9
Primary services.....		522110-P	12/03	100.9	101.7	100.8	-3.1	-0.9
Loan services.....		522110-1	12/03	140.9	143.2	142.8	-6.5	-0.3
Residential real estate loans, except home equity.....		522110-101	12/03	94.3	93.4	94.7	-3.0	1.4
Nonresidential real estate loans.....		522110-102	12/03	240.8	244.4	246.4	-8.3	0.8
Home equity loans.....		522110-103	12/03	146.3	153.3	149.5	-7.7	-2.5
Commercial, industrial, and agricultural loans, except real estate.....		522110-105	12/03	116.5	118.3	116.8	-10.4	-1.3

See footnotes at end of table.

Table 11. Producer price indexes for the net output of selected industries and their products, not seasonally adjusted — Continued

Industry and product ¹	Industry code	Product code	Index base	Index			Percent change to Feb. 2015 from:	
				Oct. 2014 ²	Jan. 2015 ²	Feb. 2015 ²	Feb. 2014	Jan. 2015
Commercial banking - Continued								
New and used auto and truck loans.....		522110-106	12/03	98.3	102.2	101.6	-14.6	-0.6
Credit cards, overdraft credit, and related plans.....		522110-107	12/03	138.1	139.5	145.1	0.5	4.0
Other loan services.....		522110-108	12/03	86.3	92.9	84.8	0.2	-8.7
Deposit services.....		522110-2	12/03	61.2	60.8	60.0	4.3	-1.3
Demand deposits.....		522110-201	12/11	101.5	100.8	97.6	-5.3	-3.2
Time and other deposits.....		522110-202	12/11	119.1	118.5	119.6	18.8	0.9
Trust services.....		522110-3	12/03	115.7	113.7	103.0	-1.2	-9.4
Other banking services.....		522110-4	12/03	108.2	106.8	104.6	-6.1	-2.1
Savings institutions.....	52212		12/03	94.2	95.4	94.1	-5.3	-1.4
Savings institutions.....	522120		12/03	94.2	95.4	94.1	-5.3	-1.4
Primary services.....		522120-P	12/03	94.3	95.6	94.2	-5.3	-1.5
Loan services.....		522120-1	12/03	108.9	111.2	109.5	-6.3	-1.5
Residential real estate loans, except home equity.....		522120-101	12/03	106.3	106.3	104.0	-6.8	-2.2
Nonresidential real estate loans.....		522120-102	12/03	168.5	174.5	172.2	-6.4	-1.3
Home equity loans.....		522120-103	12/03	192.2	200.8	201.2	-0.9	0.2
Commercial, industrial, and agricultural loans, except real estate.....		522120-105	12/03	118.7	123.0	121.6	-6.7	-1.1
New and used auto and truck loans.....		522120-106	12/03	78.9	78.0	74.4	-24.1	-4.6
Credit cards, overdraft credit, and related plans.....		522120-109	12/11	103.8	104.9	109.9	8.0	4.8
Other loan services.....		522120-111	12/03	82.1	90.0	88.1	7.3	-2.1
Deposit services.....		522120-2	12/03	90.2	86.7	86.4	2.7	-0.3
Demand deposits.....		522120-201	12/11	87.3	87.9	85.5	0.0	-2.7
Time and other deposits.....		522120-202	12/11	123.6	117.1	117.7	3.6	0.5
Trusts and other banking services.....		522120-3	12/03	137.2	137.3	140.2	2.4	2.1
Security, commodity contracts and like activity.....	523		12/03	148.1	148.9	150.3	4.5	0.9
Scrtly and comdty contracts intermed and brokerage.....	5231		06/00	98.9	97.0	98.2	1.3	1.2
Investment banking & securities dealing.....	52311		12/03	138.1	134.4	137.1	2.9	2.0
Investment banking and securities dealing.....	523110		12/03	137.1	133.5	136.2	2.9	2.0
Primary services.....		523110-P	12/03	146.1	142.2	145.0	2.8	2.0
Dealer transactions.....		523110-2	06/00	102.5	93.6	94.1	-7.0	0.5
Dealer transactions, equity securities.....		523110-201	06/05	98.3	97.7	98.0	0.8	0.3
Dealer transactions, debt securities and all other trading.....		523110-202	06/00	138.4	117.5	118.4	-13.2	0.8
Investment banking services.....		523110-3	06/00	154.7	155.7	157.5	7.1	1.2
Other securities dealing services.....		523110-4	12/03	43.1	49.7	54.9	40.1	10.5
Securities brokerage.....	52312		12/03	103.5	102.7	102.6	-1.0	-0.1
Securities brokerage.....	523120		12/03	103.4	102.6	102.6	-0.9	0.0
Primary services.....		523120-P	12/03	102.7	101.9	101.9	-0.9	0.0
Brokerage services.....		523120-1	06/00	95.0	93.5	93.6	-2.1	0.1
Brokerage services, equities and ETFs.....		523120-101	06/00	95.2	93.3	93.5	-1.9	0.2
Brokerage services, all other securities.....		523120-102	06/00	92.3	91.7	91.7	-2.4	0.0
Other securities related services including margin lending and mutual fund sales.....		523120-4	06/00	81.0	82.2	81.9	2.1	-0.4
Portfolio management.....	52392		12/03	205.6	210.8	211.9	7.7	0.5
Portfolio management.....	523920		06/02	203.0	208.1	209.1	7.7	0.5
Primary services.....		523920-P	06/02	214.3	219.6	220.7	7.7	0.5
Mutual fund management.....		523920-1	06/02	251.5	256.3	261.8	6.1	2.1
Private portfolio management.....		523920-2	06/02	198.0	203.3	203.3	8.3	0.0
Investment advice.....	52393		12/03	141.5	147.0	150.5	5.5	2.4
Investment advice.....	523930		12/03	141.5	147.0	150.5	5.6	2.4
Primary services.....		523930-P	06/02	144.4	150.0	153.5	5.6	2.3
Investment advisory services.....		523930-1	06/02	144.4	150.0	153.5	5.6	2.3
Insurance carriers and related activities.....	524		12/03	125.8	125.7	125.9	0.4	0.2
Insurance carriers.....	5241		12/03	126.1	126.0	126.2	0.4	0.2
Direct life/health/medical insurance carriers.....	52411		12/03	129.8	129.6	129.9	0.2	0.2
Direct life insurance carriers.....	524113		12/98	114.1	113.9	114.0	0.0	0.1
Primary services.....		524113-P	12/98	113.9	113.7	113.8	0.1	0.1
Life insurance policies.....		524113-1	12/98	107.7	107.6	107.7	0.0	0.1
Individual life insurance policies.....		524113-101	12/98	114.5	114.5	114.8	0.2	0.3
Term life insurance policies.....		524113-10101	12/98	111.9	111.9	112.1	-3.3	0.2
Whole life insurance policies.....		524113-10102	12/98	118.4	118.4	118.8	1.5	0.3
Universal life insurance policies.....		524113-10103	12/98	112.4	112.4	112.4	-0.9	0.0
Other individual life insurance policies.....		524113-10104	12/98	112.6	112.6	112.6	-1.7	0.0
Group life insurance policies.....		524113-102	12/98	91.2	90.9	90.9	-0.2	0.0
Annuities.....		524113-2	12/98	146.0	144.4	144.5	-0.1	0.1

See footnotes at end of table.

Table 11. Producer price indexes for the net output of selected industries and their products, not seasonally adjusted — Continued

Industry and product ¹	Industry code	Product code	Index base	Index			Percent change to Feb. 2015 from:	
				Oct. 2014 ²	Jan. 2015 ²	Feb. 2015 ²	Feb. 2014	Jan. 2015
Direct life insurance carriers - Continued								
Variable deferred annuities.....		524113-201	12/98	168.7	169.4	169.4	2.3	0.0
Fixed-rate deferred annuities.....		524113-202	12/98	125.3	118.8	118.8	-7.5	0.0
Immediate annuities.....		524113-203	12/98	139.2	140.6	141.0	5.8	0.3
Disability insurance policies.....		524113-3	06/06	104.5	104.7	104.8	0.1	0.1
Direct health and medical insurance carriers.....	524114		12/02	158.2	158.0	158.4	0.4	0.3
Primary services.....		524114-P	12/02	159.7	159.4	159.8	0.3	0.3
Medical service plans.....		524114-1	12/02	165.6	165.3	165.8	0.4	0.3
Comprehensive medical service plans.....		524114-101	12/02	165.8	165.4	166.0	0.5	0.4
Group managed care medical service plans.....		524114-10101	12/02	166.7	166.1	167.1	0.8	0.6
Group fee-for-service medical service plans.....		524114-10102	12/02	164.2	164.2	164.2	0.0	0.0
Individual comprehensive medical service plans.....		524114-10103	12/02	220.4	220.5	220.5	0.5	0.0
Non-comprehensive medical service plans.....		524114-103	06/07	111.7	111.7	111.7	0.1	0.0
Dental service plans.....		524114-10301	12/02	125.0	125.1	125.1	0.1	0.0
Supplemental Medicare service plans.....		524114-10302	12/02	125.8	125.9	125.8	-0.1	-0.1
Other medical service plans.....		524114-10303	12/02	151.2	151.2	151.2	0.2	0.0
Health insurance.....		524114-2	12/02	109.8	109.7	109.7	-0.1	0.0
Other direct insurance carriers.....	52412		12/98	139.5	139.6	139.6	0.7	0.0
Direct property and casualty insurers.....	524126		06/98	139.6	139.7	139.7	0.7	0.0
Primary services.....		524126-P	06/98	139.7	139.8	139.9	0.8	0.1
Private passenger auto insurance.....		524126-1	06/98	152.7	152.7	152.8	1.3	0.1
Homeowner's insurance.....		524126-2	06/98	191.3	191.9	191.7	2.6	-0.1
Commercial auto insurance.....		524126-3	06/98	111.8	111.2	111.3	-0.2	0.1
Non-auto liability insurance.....		524126-4	06/98	117.1	117.9	117.9	2.1	0.0
Medical malpractice insurance.....		524126-402	06/98	118.8	118.8	118.8	0.4	0.0
Product and other non-auto liability insurance.....		524126-403	06/98	116.4	117.4	117.4	2.4	0.0
Commercial multiple peril insurance.....		524126-5	06/98	117.7	119.1	119.1	2.0	0.0
Worker's compensation insurance.....		524126-6	06/98	108.7	108.2	108.2	0.1	0.0
Other property and casualty insurance.....		524126-7	12/03	111.8	111.9	111.9	-2.5	0.0
Insurance agencies and brokerages.....	52421		12/03	106.5	106.6	106.7	0.7	0.1
Insurance agencies and brokerages.....	524210		12/02	110.2	110.4	110.5	0.7	0.1
Primary services.....		524210-P	12/02	110.6	110.8	110.9	0.7	0.1
Sale of property and casualty insurance.....		524210-1	12/02	109.9	109.9	110.1	0.9	0.2
Sale of personal property and casualty insurance.....		524210-101	06/09	104.6	104.6	104.8	0.9	0.2
Sale of private passenger auto insurance.....		524210-10101	12/02	106.0	106.0	106.3	0.9	0.3
Sale of homeowner's insurance.....		524210-10102	12/02	114.6	114.6	114.7	1.1	0.1
Sale of other personal property and casualty insurance.....		524210-10103	06/09	101.6	101.6	101.6	0.4	0.0
Sale of commercial property and casualty insurance.....		524210-102	12/02	112.7	112.7	112.8	0.9	0.1
Sale of life insurance and annuities.....		524210-2	12/02	102.7	103.7	103.7	1.0	0.0
Sale of health and medical insurance.....		524210-3	12/02	124.2	124.2	124.1	0.0	-0.1
Sale of other insurance.....		524210-4	12/02	101.0	101.0	101.0	0.1	0.0
Lessors of nonresidential buildings (except miniwarehouses).....	53112		12/03	116.2	115.3	115.6	2.2	0.3
Lessors of nonresidential buildings.....	531120		12/95	136.0	134.9	135.2	2.2	0.2
Primary services.....		531120-P	12/95	132.2	131.1	131.4	2.3	0.2
Leasing of shopping centers and retail stores.....		531120-1	12/95	121.9	121.9	122.3	1.9	0.3
Leasing of professional and office buildings.....		531120-2	12/95	141.0	139.9	141.5	3.5	1.1
Leasing of manufacturing and industrial buildings.....		531120-3	12/95	111.7	111.8	113.2	3.0	1.3
Leasing of other nonresidential buildings and facilities.....		531120-7	12/02	146.8	137.6	126.3	-7.0	-8.2
Lessors of miniwarehouse and self storage units.....	53113		12/03	127.3	128.1	128.1	6.8	0.0
Miniwarehouse and self-storage unit operators.....	531130		12/03	127.3	128.1	128.1	6.8	0.0
Primary services.....		531130-P	06/93	192.9	194.2	194.2	7.0	0.0
Miniwarehouse and self-storage unit operation.....		531130-1	06/93	192.9	194.2	194.2	7.0	0.0
Offices of real estate agents and brokers.....	5312		12/03	115.0	116.6	116.7	4.1	0.1
Offices of real estate agents and brokers.....	53121		12/03	115.0	116.6	116.7	4.1	0.1
Offices of real estate agents and brokers.....	531210		12/03	115.0	116.5	116.6	4.0	0.1
Primary services.....		531210-P	12/03	115.0	116.5	116.6	4.0	0.1
Real estate brokerage, residential property sales and leases.....		531210-1	12/95	151.6	153.5	153.7	3.9	0.1
Real estate brokerage, nonresidential property sales and leases including land sales and leases.....		531210-6	12/06	108.1	109.9	109.8	4.7	-0.1
Real estate brokerage, nonresidential property sales including land sales.....		531210-601	12/09	107.2	109.6	109.6	7.1	0.0
Real estate brokerage, nonresidential property leases including land leases.....		531210-602	12/09	110.0	111.1	110.9	2.0	-0.2
Real estate property managers.....	53131		12/03	109.7	109.8	110.1	-0.3	0.3
Residential property managers.....	531311		12/03	117.0	117.2	117.7	1.0	0.4
Primary services.....		531311-P	12/03	118.7	118.9	119.4	1.0	0.4

See footnotes at end of table.

Table 11. Producer price indexes for the net output of selected industries and their products, not seasonally adjusted — Continued

Industry and product ¹	Industry code	Product code	Index base	Index			Percent change to Feb. 2015 from:	
				Oct. 2014 ²	Jan. 2015 ²	Feb. 2015 ²	Feb. 2014	Jan. 2015
Residential property managers - Continued								
Residential property management services.....		531311-1	12/95	124.0	124.2	124.7	1.0	0.4
Nonresidential property managers.....	531312		12/03	97.9	97.9	98.0	-2.6	0.1
Primary services.....		531312-P	12/03	97.9	97.9	98.0	-2.6	0.1
Nonresidential property management services.....		531312-1	12/95	108.7	108.7	108.8	-2.7	0.1
Offices of real estate appraisers.....	531320		12/03	96.6	96.7	96.9	-0.6	0.2
Primary services.....		531320-P	12/03	98.0	98.1	98.3	-0.6	0.2
Real estate appraisal services.....		531320-1	12/95	104.7	104.9	105.0	-0.7	0.1
Automotive equipment rental and leasing.....	5321		06/01	132.1	135.4	132.3	-3.3	-2.3
Passenger car rental and leasing.....	53211		12/03	120.6	125.7	121.0	-5.3	-3.7
Passenger car rental.....	532111		12/91	177.1	184.5	177.7	-5.3	-3.7
Primary services.....		532111-P	12/91	174.1	182.3	175.1	-6.1	-3.9
Standard passenger car rental.....		532111-2	12/91	171.3	177.0	171.3	-7.6	-3.2
Passenger car rental for business travel.....		532111-211	12/98	102.0	110.1	102.5	-8.6	-6.9
Passenger car rental for leisure travel.....		532111-221	12/98	160.4	161.9	160.3	-6.9	-1.0
Replacement passenger car rental.....		532111-3	12/91	199.4	219.8	204.1	0.5	-7.1
Other receipts.....		532111-SM	12/91	217.7	—	212.2	3.5	—
Truck, utility trailer and RV rental and leasing.....	53212		12/03	120.6	119.9	119.9	0.3	0.0
Truck, trailer and RV rental and leasing.....	532120		06/91	138.5	137.6	137.6	0.2	0.0
Primary services.....		532120-P	06/91	136.5	135.5	135.5	0.2	0.0
Truck rental.....		532120-1	06/91	154.2	150.8	150.8	-0.3	0.0
Truck leasing.....		532120-4	06/91	124.2	124.5	124.5	0.3	0.0
Truck tractor rental and/or leasing.....		532120-5	06/07	113.0	113.0	113.0	-0.9	0.0
Truck trailer, utility trailer, and RV rental and/or leasing.....		532120-6	06/07	118.8	121.3	121.3	11.5	0.0
Other receipts.....		532120-SM	06/91	145.5	145.7	145.5	0.6	-0.1
Other heavy machinery rental and leasing.....	532412		12/03	121.2	121.2	119.8	0.4	-1.2
Primary services.....		532412-P	12/03	118.5	117.9	116.4	0.5	-1.3
Construction equipment rental and leasing.....		532412-1	12/03	111.7	112.3	110.7	2.3	-1.4
Oilfield and well drilling equipment rental and leasing.....		532412-2	12/03	143.3	138.7	137.5	-4.0	-0.9
Other receipts.....		532412-SM	12/03	139.9	—	—	—	—
Legal services.....	5411		12/96	194.4	196.4	199.1	3.1	1.4
Offices of lawyers.....	54111		12/96	194.4	196.4	199.1	3.1	1.4
Offices of lawyers.....	541110		12/96	194.4	196.4	199.1	3.1	1.4
Primary services.....		541110-P	12/96	193.8	195.8	198.4	3.1	1.3
Labor and employment legal services.....		541110-A	12/14	—	100.3	103.1	—	2.8
Criminal legal services.....		541110-B	12/14	—	100.0	100.2	—	0.2
Other legal services.....		541110-C	12/14	—	100.1	101.3	—	1.2
Real estate legal services.....		541110-2	12/96	180.2	181.7	186.8	4.3	2.8
Civil negligence legal services.....		541110-3	12/96	154.1	154.2	155.4	1.1	0.8
Defendant representation.....		541110-301	12/96	192.1	192.2	193.7	1.2	0.8
Plaintiff representation.....		541110-302	12/96	110.1	110.2	111.2	1.0	0.9
Wills, estate planning, and probate.....		541110-6	12/96	206.9	208.9	208.6	1.0	-0.1
Family legal services.....		541110-8	12/14	—	100.0	100.0	—	0.0
Business and commercial legal services.....		541110-9	12/14	—	102.0	103.6	—	1.6
Tax legal services.....		541110-901	12/14	—	104.1	103.7	—	-0.4
Intellectual property legal services.....		541110-902	12/14	—	100.2	104.4	—	4.2
Bankruptcy and other business and commercial legal services.....		541110-903	12/14	—	102.2	103.4	—	1.2
Offices of certified public accountants.....	541211		12/03	117.3	117.1	118.3	3.4	1.0
Primary services.....		541211-P	12/03	118.7	119.3	120.5	4.3	1.0
Other accounting services.....		541211-A	12/08	95.3	95.1	94.8	1.7	-0.3
Financial auditing.....		541211-4	06/95	150.3	149.5	148.9	1.9	-0.4
Tax preparation and planning.....		541211-5	06/95	156.6	159.3	163.8	8.1	2.8
Bookkeeping and compilation.....		541211-9	12/08	107.6	108.0	108.5	1.4	0.5
Other receipts.....		541211-SM	12/03	102.9	—	—	—	—
Other accounting services.....	541219		12/03	111.3	111.2	112.3	2.1	1.0
Primary services.....		541219-P	12/03	111.4	111.3	112.4	2.1	1.0
Other accounting services (non-CPA firms).....		541219-1	12/03	111.4	111.3	112.4	2.1	1.0
Architectural, engineering and related services.....	5413		12/96	153.6	154.4	154.9	2.4	0.3
Architectural services.....	54131		12/03	113.8	114.5	114.5	2.0	0.0
Architectural services.....	541310		12/96	137.4	138.2	138.2	2.0	0.0
Primary services.....		541310-P	12/96	141.5	142.4	142.4	2.2	0.0
Residential building projects.....		541310-1	12/96	162.9	164.8	164.5	3.9	-0.2
Nonresidential building projects.....		541310-7	12/10	103.5	104.1	104.0	1.6	-0.1

See footnotes at end of table.

Table 11. Producer price indexes for the net output of selected industries and their products, not seasonally adjusted — Continued

Industry and product ¹	Industry code	Product code	Index base	Index			Percent change to Feb. 2015 from:	
				Oct. 2014 ²	Jan. 2015 ²	Feb. 2015 ²	Feb. 2014	Jan. 2015
Architectural services - Continued								
Other architectural services, incl. historic restoration & architectural advisory services.....		541310-8	12/10	104.6	104.9	106.0	2.0	1.0
Other receipts.....		541310-SM	12/96	168.9	169.8	170.3	1.1	0.3
Engineering services.....	54133		12/03	124.5	125.1	125.6	2.5	0.4
Engineering services.....	541330		12/96	157.2	157.9	158.6	2.5	0.4
Primary services.....		541330-P	12/96	157.6	157.8	158.5	2.3	0.4
Building related engineering projects.....		541330-1	12/96	151.7	150.9	151.1	1.5	0.1
Residential building engineering projects.....		541330-101	12/09	96.2	99.3	98.3	2.3	-1.0
Commercial, public, and institutional building engineering projects.....		541330-102	12/09	106.9	107.3	107.5	1.5	0.2
Industrial and manufacturing plant and process engineering projects.....		541330-103	12/09	111.0	108.4	108.9	1.4	0.5
Non-building related engineering projects.....		541330-2	12/96	159.3	160.3	161.2	2.7	0.6
Transportation engineering projects.....		541330-201	12/09	108.3	109.3	109.3	3.5	0.0
Highway and roadway engineering projects.....		541330-20101	12/09	107.4	108.0	108.0	3.9	0.0
Other transportation engineering projects, including mass transit engineering projects.....		541330-20102	12/09	109.6	111.4	111.3	3.0	-0.1
Municipal utility and power generation and distribution engineering projects.....		541330-202	12/09	111.1	111.7	114.2	3.7	2.2
All other non-building related engineering projects.....		541330-203	12/09	109.0	109.5	109.3	1.8	-0.2
Other receipts.....		541330-SM	12/96	152.7	157.4	158.2	4.4	0.5
Management and technical consulting services.....	5416		06/06	112.0	110.9	112.8	1.7	1.7
Management consulting services.....	54161		06/06	112.0	110.9	112.8	1.7	1.7
Management consulting services.....	541610		06/06	112.0	110.9	112.8	1.7	1.7
Primary services.....		541610-P	06/06	112.1	111.0	113.0	1.8	1.8
Administrative and general management consulting services.....		541610-1	06/06	117.2	117.1	119.6	3.5	2.1
Human resources consulting services.....		541610-22	06/06	109.6	109.9	110.0	2.0	0.1
Marketing consulting services.....		541610-3	06/06	101.1	96.8	97.8	-4.3	1.0
Process, physical distribution and logistics consulting services.....		541610-4	06/06	110.9	112.9	116.6	7.3	3.3
Other management consulting services.....		541610-8	06/06	104.7	94.4	95.9	-8.8	1.6
Other receipts.....		541610-SM	06/06	110.6	111.0	111.2	0.8	0.2
Advertising agencies.....	54181		12/03	112.8	111.3	113.4	2.2	1.9
Advertising agencies.....	541810		06/95	136.8	135.0	137.5	2.2	1.9
Primary services.....		541810-P	06/95	138.5	136.5	139.3	2.4	2.1
Advertising creative services billed separately.....		541810-1	06/95	132.2	128.8	133.6	4.4	3.7
Advertising placement services, including bundled placement and creative services.....		541810-2	06/95	146.8	146.6	146.7	0.1	0.1
Other advertising services billed separately.....		541810-3	12/08	98.6	98.6	98.6	-0.3	0.0
Other receipts.....		541810-SM	06/95	125.6	125.6	125.6	-0.1	0.0
Employment services.....	5613		12/96	132.1	133.0	131.9	1.0	-0.8
Employee leasing services.....	56133		12/03	117.1	117.8	115.3	-1.0	-2.1
Professional employer organizations.....	561330		12/03	117.1	117.8	115.3	-1.0	-2.1
Primary services.....		561330-P	06/94	151.4	152.2	148.9	-1.1	-2.2
Co-employment staffing.....		561330-1	06/94	151.4	152.2	148.9	-1.1	-2.2
Staffing services (except PEOs).....	56138		12/10	106.1	107.0	107.1	2.5	0.1
Staffing services (except PEOs).....	561380		12/10	106.1	107.0	107.1	2.5	0.1
Primary services.....		561380-P	12/10	106.1	107.0	107.1	2.5	0.1
Temporary help services.....		561380-1	06/94	136.4	137.6	137.6	2.3	0.0
Temporary help services, office and clerical.....		561380-101	06/94	147.6	149.5	149.2	2.8	-0.2
Temporary help services, light and heavy industrial.....		561380-102	06/94	131.7	132.6	133.3	2.8	0.5
Temporary help services, technical and professional.....		561380-103	06/94	83.6	84.2	84.0	-1.1	-0.2
Temporary help services, medical.....		561380-104	06/94	144.6	148.0	146.7	5.2	-0.9
Temporary help services, other.....		561380-105	06/94	136.9	135.4	136.8	6.0	1.0
Employment placement services.....		561380-2	12/03	122.4	122.9	124.3	5.1	1.1
Employment placement services, excluding Internet recruiting.....		561380-201	12/01	102.6	103.2	104.9	0.4	1.6
Executive search services.....		561380-3	12/06	100.5	100.5	100.5	0.0	0.0
Other receipts.....		561380-SM	12/10	105.0	105.3	104.0	2.4	-1.2
Travel agencies.....	56151		12/03	103.1	100.9	101.2	0.9	0.3
Travel agencies.....	561510		12/89	115.5	113.0	113.4	1.0	0.4
Primary services.....		561510-P	12/89	115.6	112.6	113.1	1.4	0.4
Flight bookings.....		561510-1	12/89	101.9	98.8	98.8	-2.7	0.0
Domestic flight bookings.....		561510-111	12/89	103.4	98.2	98.1	-3.8	-0.1
International flight bookings.....		561510-112	12/89	71.0	71.2	71.4	-0.6	0.3
Other travel agency services, except flight bookings.....		561510-2	12/89	161.9	157.8	158.8	3.0	0.6
Hotel and car rental bookings.....		561510-211	12/89	150.1	142.7	151.3	8.4	6.0
Hotel bookings.....		561510-2111	12/11	93.3	87.5	92.6	8.7	5.8

See footnotes at end of table.

Table 11. Producer price indexes for the net output of selected industries and their products, not seasonally adjusted — Continued

Industry and product ¹	Industry code	Product code	Index base	Index			Percent change to Feb. 2015 from:	
				Oct. 2014 ²	Jan. 2015 ²	Feb. 2015 ²	Feb. 2014	Jan. 2015
Travel agencies - Continued								
Car rental bookings.....		561510-2112	12/11	101.7	106.9	114.0	6.5	6.6
Cruise and tour bookings.....		561510-222	06/02	103.7	101.7	97.5	-4.8	-4.1
Cruise bookings.....		561510-2221	12/11	92.9	93.8	88.7	-8.4	-5.4
Packaged tour bookings.....		561510-2222	12/11	104.1	100.4	97.1	-2.6	-3.3
All other travel agency services.....		561510-233	06/02	124.7	124.7	124.7	6.9	0.0
Other receipts.....		561510-SM	06/02	117.9	117.3	117.3	-0.5	0.0
Security guards and patrol services.....	561612		12/04	112.5	113.0	113.7	2.5	0.6
Primary services.....		561612-P	12/04	112.4	112.9	113.5	2.4	0.5
Security guard services.....		561612-1	12/04	112.4	112.9	113.5	2.4	0.5
Janitorial services.....	56172		12/03	117.7	117.6	117.9	1.8	0.3
Janitorial services.....	561720		12/94	139.2	139.1	139.5	1.8	0.3
Primary services.....		561720-P	12/94	139.2	139.1	139.5	1.9	0.3
Nonresidential cleaning services.....		561720-3	06/03	115.5	115.3	115.7	1.7	0.3
Residential cleaning services.....		561720-4	06/03	143.6	143.6	143.6	4.5	0.0
Other receipts.....		561720-SM	12/94	137.5	137.1	137.2	0.4	0.1
Waste collection.....	5621		12/03	128.6	128.2	128.9	2.5	0.5
Waste collection.....	56211		12/03	128.6	128.2	128.9	2.5	0.5
Solid waste collection.....	562111		12/03	128.6	128.2	128.9	2.5	0.5
Primary services.....		562111-P	06/93	174.3	173.9	174.1	2.1	0.1
Solid waste collection.....		562111-2	06/93	174.3	173.9	174.1	2.1	0.1
Other receipts.....		562111-SM	12/03	124.4	-	-	-	-
Computer training.....	61142		06/06	114.6	115.6	115.6	1.6	0.0
Computer training.....	611420		06/06	114.6	115.6	115.6	1.6	0.0
Primary services.....		611420-P	06/06	114.9	116.0	115.9	1.7	-0.1
Computer training services.....		611420-1	06/06	114.9	116.0	115.9	1.7	-0.1
Offices of physicians.....	6211		12/96	134.3	133.9	134.1	0.1	0.1
Offices of physicians.....	62111		12/96	134.3	133.9	134.1	0.1	0.1
Offices of physicians, except mental health.....	621111		12/93	144.7	144.4	144.6	0.1	0.1
Primary services.....		621111-P	12/93	145.0	144.6	144.8	0.1	0.1
One and two physician practices and single specialty group practices.....		621111-4	12/93	142.6	142.1	142.3	0.1	0.1
General/family practice.....		621111-411	12/93	154.5	152.3	152.7	-1.2	0.3
Medicare patients: general/family practice.....		621111-4111	06/14	100.0	101.4	100.5	-	-0.9
Medicaid patients: general/family practice.....		621111-4112	06/14	100.0	67.9	75.4	-	11.0
Private insurance patients: general/family practice.....		621111-4113	06/14	100.0	100.1	100.1	-	0.0
All other patients: general/family practice.....		621111-4114	06/14	100.0	100.0	100.0	-	0.0
Internal medicine.....		621111-412	12/99	130.1	130.3	130.7	0.8	0.3
Medicare patients: internal medicine.....		621111-4121	06/14	100.0	100.3	100.7	-	0.4
Medicaid patients: internal medicine.....		621111-4122	06/14	100.0	100.0	100.3	-	0.3
Private insurance patients: internal medicine.....		621111-4123	06/14	100.0	100.0	100.3	-	0.3
All other patients: internal medicine.....		621111-4124	06/14	100.0	100.0	100.0	-	0.0
General surgery and other surgical specialties.....		621111-413	12/99	114.4	114.0	113.8	-0.2	-0.2
Medicare patients: surgical.....		621111-4131	06/14	100.0	99.2	98.3	-	-0.9
Medicaid patients: surgical.....		621111-4132	06/14	100.0	100.0	100.0	-	0.0
Private insurance patients: surgical.....		621111-4133	06/14	100.4	100.3	100.3	-	0.0
All other patients: surgical.....		621111-4134	06/14	100.0	100.0	101.5	-	1.5
Pediatrics.....		621111-414	12/93	246.2	241.0	241.2	-1.0	0.1
Medicaid patients: pediatrics.....		621111-4142	06/14	100.0	90.8	90.8	-	0.0
Private insurance patients: pediatrics.....		621111-4143	06/14	101.7	101.7	101.7	-	0.0
All other patients: pediatrics.....		621111-4144	06/14	101.1	101.1	101.1	-	0.0
Obstetrics/gynecology.....		621111-415	12/93	141.0	141.0	140.2	-0.6	-0.6
Medicare patients: obstetrics/gynecology.....		621111-4151	12/14	-	99.4	100.1	-	0.7
Medicaid patients: obstetrics/gynecology.....		621111-4152	06/14	100.0	100.0	100.0	-	0.0
Private insurance patients: obstetrics/gynecology.....		621111-4153	06/14	100.0	100.0	99.1	-	-0.9
All other patients: obstetrics/gynecology.....		621111-4154	06/14	100.0	100.0	100.0	-	0.0
Other specialty.....		621111-419	12/99	122.4	122.3	123.0	0.7	0.6
Medicare patients: other specialty.....		621111-4191	06/14	100.0	99.6	99.5	-	-0.1
Medicaid patients: other specialty.....		621111-4192	06/14	100.2	100.2	103.5	-	3.3
Private insurance patients: other specialty.....		621111-4193	06/14	100.3	100.3	100.4	-	0.1
All other patients: other specialty.....		621111-4194	06/14	100.0	100.4	100.7	-	0.3
Multispecialty group practice.....		621111-5	12/93	159.5	159.3	159.7	0.2	0.3
Medicare patients: multispecialty group practice.....		621111-5111	06/14	100.0	99.6	100.2	-	0.6
Medicaid patients: multispecialty group practice.....		621111-5112	06/14	99.7	99.6	99.6	-	0.0
Private insurance patients: multispecialty group practice.....		621111-5113	06/14	100.0	100.0	100.2	-	0.2
All other patients: multispecialty group practice.....		621111-5114	06/14	100.0	100.1	100.0	-	-0.1

See footnotes at end of table.

Table 11. Producer price indexes for the net output of selected industries and their products, not seasonally adjusted — Continued

Industry and product ¹	Industry code	Product code	Index base	Index			Percent change to Feb. 2015 from:	
				Oct. 2014 ²	Jan. 2015 ²	Feb. 2015 ²	Feb. 2014	Jan. 2015
Offices of dentists.....	6212		06/10	107.4	108.6	109.1	2.1	0.5
Offices of dentists.....	62121		06/10	107.4	108.6	109.1	2.1	0.5
Offices of dentists.....	621210		06/10	107.4	108.6	109.1	2.1	0.5
Primary services.....		621210-P	06/10	107.5	108.6	109.1	2.1	0.5
Dental visits and consultations.....		621210-1	06/10	108.9	110.1	110.3	1.8	0.2
Private insurance patients: dental visits and consultations.....		621210-11	06/14	100.0	101.4	101.2	—	-0.2
Medicare, Medicaid and all other patients: dental visits and consultations.....		621210-12	06/14	100.2	100.9	101.6	—	0.7
Dental surgical intervention services.....		621210-2	06/10	104.2	105.4	105.8	1.7	0.4
Private insurance patients: dental surgical intervention services.....		621210-21	06/14	100.0	101.5	101.2	—	-0.3
Medicare, Medicaid and all other patients: dental surgical intervention services.....		621210-22	06/14	100.1	100.9	101.9	—	1.0
Dental non-surgical intervention services.....		621210-3	06/10	107.5	108.7	109.3	2.2	0.6
Private insurance patients: dental non-surgical intervention services.....		621210-31	06/14	100.3	101.9	102.2	—	0.3
Medicare, Medicaid and all other patients: dental non-surgical intervention services.....		621210-32	06/14	100.3	100.9	101.8	—	0.9
Other receipts.....		621210-SM	06/10	103.6	103.6	103.6	0.2	0.0
Medical and diagnostic laboratories.....	6215		12/03	106.5	105.9	105.9	-0.7	0.0
Medical and diagnostic laboratories.....	62151		12/03	106.5	105.9	105.9	-0.7	0.0
Medical laboratories.....	621511		12/03	105.8	105.5	105.4	-0.1	-0.1
Primary services.....		621511-P	06/94	125.9	125.5	125.4	-0.1	-0.1
Medical laboratory services.....		621511-2	06/94	125.9	125.5	125.4	-0.1	-0.1
Medicare patients.....		621511-23	06/14	99.6	99.4	99.4	—	0.0
Medicaid patients.....		621511-24	06/14	100.1	100.1	100.1	—	0.0
Private insurance patients.....		621511-25	06/14	100.2	99.3	99.4	—	0.1
All other patients.....		621511-26	06/14	100.6	101.5	100.7	—	-0.8
Diagnostic imaging centers.....	621512		12/03	106.7	105.9	105.8	-1.6	-0.1
Primary services.....		621512-P	06/94	111.9	111.2	111.0	-1.6	-0.2
Diagnostic imaging services.....		621512-4	06/94	111.9	111.2	111.0	-1.6	-0.2
Medicare and Medicaid patients.....		621512-41	06/14	100.0	96.8	96.6	—	-0.2
Private insurance patients.....		621512-45	06/14	98.4	98.9	98.8	—	-0.1
All other patients.....		621512-46	06/14	100.0	100.0	100.0	—	0.0
Home health care services.....	6216		12/96	132.2	131.8	132.3	1.5	0.4
Home health care services.....	62161		12/96	132.2	131.8	132.3	1.5	0.4
Home health care services.....	621610		12/96	132.2	131.8	132.4	1.5	0.5
Primary services.....		621610-P	12/96	128.2	127.8	128.4	1.6	0.5
Medicare and Medicaid patients.....		621610-3	12/03	111.5	110.9	111.4	0.7	0.5
Medicare patients.....		621610-31	12/96	127.1	125.0	126.1	-0.3	0.9
Medicaid patients.....		621610-32	12/03	114.5	115.2	115.2	1.8	0.0
Private insurance and all other patients.....		621610-4	12/03	113.3	113.9	114.3	4.5	0.4
Private insurance patients.....		621610-41	06/14	100.3	100.3	100.4	—	0.1
All other patients.....		621610-42	06/14	100.8	101.7	102.2	—	0.5
Other receipts.....		621610-SM	12/96	202.9	204.4	204.5	1.1	0.0
All other ambulatory health care services.....	62199		06/06	114.6	115.7	115.3	0.3	-0.3
Blood and organ banks.....	621991		06/06	114.6	115.7	115.3	0.3	-0.3
Primary services.....		621991-P	06/06	113.5	114.5	114.3	0.1	-0.2
Human blood services.....		621991-1	06/06	106.2	106.8	106.2	-1.0	-0.6
Human red blood and whole blood services.....		621991-12	06/06	106.7	107.0	106.1	-1.7	-0.8
Human blood plasma services.....		621991-13	06/06	104.2	106.0	105.3	-0.2	-0.7
Human blood platelet and other blood services.....		621991-14	06/06	107.7	107.3	107.5	-0.5	0.2
Human organ, bone, tissue, and other bank services.....		621991-2	06/06	145.3	147.9	149.3	3.4	0.9
Other receipts.....		621991-SM	06/06	130.5	132.6	131.0	2.8	-1.2
Hospitals.....	622		12/92	187.6	187.7	188.5	0.4	0.4
General medical and surgical hospitals.....	6221		12/03	136.1	136.1	136.7	0.3	0.4
General medical and surgical hospitals.....	62211		12/03	136.1	136.1	136.7	0.3	0.4
General medical and surgical hospitals.....	622110		12/92	187.8	187.9	188.7	0.3	0.4
Primary services.....		622110-P	12/92	191.9	191.9	192.9	0.3	0.5
Diseases and disorders of the nervous system.....		622110-101	06/08	112.8	112.5	113.2	-1.3	0.6
Diseases and disorders of the ear, nose, mouth, and throat.....		622110-103	06/08	115.4	115.4	115.4	2.0	0.0
Diseases and disorders of the respiratory system.....		622110-104	06/08	116.0	115.6	116.1	-1.2	0.4
Diseases and disorders of the circulatory system.....		622110-105	06/08	113.1	113.9	114.6	1.3	0.6
Diseases and disorders of the digestive system.....		622110-106	06/08	120.9	120.1	121.8	0.7	1.4
Diseases and disorders of the hepatobiliary system and pancreas.....		622110-107	06/08	105.1	104.8	104.9	0.1	0.1
Diseases and disorders of the musculoskeletal system and connective tissue.....		622110-108	06/08	123.4	123.7	124.5	3.1	0.6
Diseases and disorders of the skin, subcutaneous tissue and breast.....		622110-109	06/08	118.1	118.1	119.7	0.8	1.4
Endocrine, nutritional and metabolic diseases and disorders.....		622110-111	06/08	115.9	115.8	115.9	-0.2	0.1

See footnotes at end of table.

Table 11. Producer price indexes for the net output of selected industries and their products, not seasonally adjusted — Continued

Industry and product ¹	Industry code	Product code	Index base	Index			Percent change to Feb. 2015 from:	
				Oct. 2014 ²	Jan. 2015 ²	Feb. 2015 ²	Feb. 2014	Jan. 2015
General medical and surgical hospitals - Continued								
Diseases and disorders of the kidney and urinary tract.		622110-112	06/08	120.3	120.3	120.8	0.1	0.4
Diseases and disorders of the male reproductive system.		622110-113	06/08	119.4	119.4	119.4	14.6	0.0
Diseases and disorders of the female reproductive system.		622110-114	06/08	120.0	119.5	121.3	-2.4	1.5
Pregnancy, childbirth and the puerperium.		622110-115	06/08	119.4	119.9	120.0	1.1	0.1
Newborns and other neonates with conditions originating in the perinatal period. ...		622110-116	06/08	107.7	107.6	107.6	-5.0	0.0
Diseases and disorders of the blood and blood forming organs and immunological disorders.		622110-117	06/08	132.0	132.0	133.7	3.6	1.3
Myeloproliferative diseases and disorders and poorly differentiated neoplasms. ...		622110-118	06/08	105.0	105.0	105.0	0.2	0.0
Infectious and parasitic diseases.		622110-119	06/08	114.2	114.2	113.2	-1.4	-0.9
Alcohol/drug use and alcohol/drug induced organic mental disorders.		622110-122	06/08	126.0	126.0	126.0	3.4	0.0
Injury, poisoning and toxic effects of drugs.		622110-123	06/08	113.2	113.8	113.5	2.0	-0.3
Factors influencing health status and other contacts with health services.		622110-125	06/08	108.3	108.8	108.3	-9.0	-0.5
Multiple significant trauma.		622110-126	06/08	123.2	123.2	123.2	-3.5	0.0
Human immunodeficiency virus infections.		622110-127	06/08	112.8	112.8	112.8	4.0	0.0
Other diseases and disorders.		622110-128	06/08	116.3	114.6	115.1	2.8	0.4
Psychiatric and substance abuse hospitals.	6222		12/03	131.0	131.1	131.1	0.0	0.0
Psychiatric and substance abuse hospitals.	62221		12/03	131.0	131.1	131.1	0.0	0.0
Psychiatric and substance abuse hospitals.	622210		12/92	154.4	154.4	154.4	-0.1	0.0
Primary services.		622210-P	12/92	154.4	154.4	154.4	-0.1	0.0
Psychiatric hospitals.		622210-3	12/92	155.1	155.2	155.2	0.0	0.0
Medicare patients: psychiatric hospitals.		622210-31	06/14	100.0	100.0	100.0	-	0.0
Medicaid patients: psychiatric hospitals.		622210-32	06/14	103.5	103.5	103.5	-	0.0
Private insurance and all other patients: psychiatric hospitals.		622210-33	06/14	100.4	100.4	100.4	-	0.0
Other specialty hospitals.	6223		12/03	150.4	150.7	150.3	1.8	-0.3
Other specialty hospitals.	62231		12/03	150.4	150.7	150.3	1.8	-0.3
Other specialty hospitals.	622310		12/92	225.5	225.9	225.3	1.8	-0.3
Primary services.		622310-P	12/92	259.4	259.9	259.2	1.7	-0.3
Specialty, except psychiatric and substance abuse, hospitals.		622310-6	12/92	259.4	259.9	259.2	1.7	-0.3
Medicare patients.		622310-61	06/14	101.6	101.6	101.6	-	0.0
Medicaid patients.		622310-62	06/14	102.4	102.8	101.9	-	-0.9
Private insurance and all other patients.		622310-63	06/14	101.9	102.1	101.9	-	-0.2
Nursing care facilities.	6231		12/03	134.3	135.1	135.4	2.4	0.2
Nursing care facilities.	62311		12/03	134.3	135.1	135.4	2.4	0.2
Nursing care facilities.	623110		12/94	203.8	204.9	205.4	2.4	0.2
Primary services.		623110-P	12/94	205.2	206.5	207.0	2.6	0.2
Medicare and Medicaid patients.		623110-1	12/94	194.2	194.8	194.9	2.5	0.1
Medicaid patients.		623110-101	06/12	103.1	103.6	103.7	3.2	0.1
Medicare patients.		623110-102	06/12	101.7	101.7	101.7	1.3	0.0
Private insurance and all other patients.		623110-3	12/94	223.6	225.5	226.5	2.6	0.4
Private insurance patients.		623110-301	06/14	100.3	100.2	100.2	-	0.0
All other patients.		623110-302	06/14	101.2	102.3	102.8	-	0.5
Other receipts.		623110-SM	12/94	156.8	-	156.7	-0.1	-
Residential mental retardation facilities.	62321		12/03	155.8	156.1	156.3	3.0	0.1
Residential developmental disability homes.	623210		12/03	155.8	156.1	156.3	3.0	0.1
Primary services.		623210-P	12/03	156.3	156.6	156.8	3.1	0.1
Residential intellectual and developmental disability services.		623210-1	12/03	156.3	156.6	156.8	3.1	0.1
Medicaid patients.		623210-11	06/14	102.4	102.6	102.8	-	0.2
Non-Medicaid patients.		623210-12	06/14	101.0	101.0	101.0	-	0.0
Amusement and theme parks.	7131		06/06	148.0	148.6	151.5	5.8	2.0
Amusement and theme parks.	71311		06/06	147.8	148.4	151.3	5.8	2.0
Amusement and theme parks.	713110		06/06	147.8	148.4	151.3	5.8	2.0
Primary services.		713110-P	06/06	147.2	147.4	147.5	3.1	0.1
Amusement and theme park admissions.		713110-1	06/06	160.4	160.8	160.9	4.3	0.1
Amusement and theme park food and beverage sales.		713110-2	06/06	132.4	132.4	132.4	1.4	0.0
Amusement and theme park merchandise sales, games, and other services.		713110-3	06/06	116.6	116.6	116.6	0.4	0.0
Other receipts.		713110-SM	06/06	154.1	157.5	187.4	30.4	19.0
Golf courses and country clubs.	71391		12/05	112.3	114.9	114.4	3.2	-0.4
Golf courses and country clubs.	713910		12/05	112.3	114.9	114.4	3.2	-0.4
Primary services.		713910-P	12/05	110.1	113.4	112.5	2.9	-0.8
Membership dues and fees.		713910-1	12/05	114.2	116.0	118.3	5.8	2.0
Greens and guest fees.		713910-2	12/05	98.7	107.5	101.2	2.1	-5.9
Food and beverage sales.		713910-3	12/05	115.3	115.3	115.3	0.3	0.0

See footnotes at end of table.

Table 11. Producer price indexes for the net output of selected industries and their products, not seasonally adjusted — Continued

Industry and product ¹	Industry code	Product code	Index base	Index			Percent change to Feb. 2015 from:	
				Oct. 2014 ²	Jan. 2015 ²	Feb. 2015 ²	Feb. 2014	Jan. 2015
Golf courses and country clubs - Continued								
Equipment rentals and all other golf services.....		713910-4	12/05	111.4	114.0	111.4	-2.2	-2.3
Other receipts.....		713910-SM	12/05	131.5	-	-	-	-
Fitness and recreational sports centers.....	71394		12/04	103.8	105.8	106.0	2.3	0.2
Fitness and recreational sports centers.....	713940		12/04	103.8	105.8	106.0	2.3	0.2
Primary services.....		713940-P	12/04	103.2	105.0	105.6	2.4	0.6
Fitness and recreational facility memberships.....		713940-1	12/04	95.7	97.2	98.0	2.4	0.8
Recreational facility admissions, classes, and other fitness center services.....		713940-2	12/04	126.4	129.7	129.6	2.9	-0.1
Other receipts.....		713940-SM	12/04	107.6	110.2	108.8	1.8	-1.3
Accommodation.....	721		12/96	159.0	152.1	155.3	3.3	2.1
Accommodation.....	7211		12/96	159.0	152.1	155.3	3.3	2.1
Hotels (exc casino hotels) and motels.....	72111		12/03	138.5	131.1	135.6	4.4	3.4
Hotels and motels, except casino hotels.....	721110		12/03	138.5	131.1	135.6	4.4	3.4
Primary services.....		721110-P	12/03	140.7	133.1	137.7	4.4	3.5
Guestroom rental.....		721110-1	12/03	146.9	136.0	142.2	4.9	4.6
Limited service hotels and motels guestroom rental.....		721110-101	06/93	191.1	167.0	181.0	5.3	8.4
Full service hotels and motels guestroom rental.....		721110-102	06/93	195.9	188.1	199.1	7.8	5.8
Luxury and resort hotels guestroom rental.....		721110-103	06/93	212.5	208.8	194.5	-2.6	-6.8
Hotel and motel food and beverage and related services.....		721110-2	12/03	122.6	124.2	124.5	3.2	0.2
Hotel and motel food and nonalcoholic beverage and related services.....		721110-201	12/03	118.7	120.8	121.0	2.2	0.2
Hotel and motel alcoholic beverage and related services.....		721110-202	12/03	142.8	141.7	142.0	8.6	0.2
Other hotel and motel services.....		721110-5	12/10	111.2	111.0	111.4	2.6	0.4
Other receipts.....		721110-SM1	12/10	109.8	123.7	124.2	-6.5	0.4
Casino hotels.....	72112		12/03	113.5	111.5	109.9	0.4	-1.4
Casino hotels.....	721120		12/03	113.5	111.5	109.9	0.4	-1.4
Primary services.....		721120-P	12/03	114.8	112.8	111.2	0.5	-1.4
Casino hotel guestroom rental.....		721120-1	06/01	98.0	91.8	83.6	-2.1	-8.9
Casino hotel food and beverage and related services.....		721120-2	12/03	142.6	145.0	144.5	3.5	-0.3
Casino hotel food and nonalcoholic beverage and related services.....		721120-201	12/03	134.7	136.6	135.9	1.9	-0.5
Casino hotel alcoholic beverage and related services.....		721120-202	12/03	166.7	170.2	170.4	7.3	0.1
Casino gaming receipts.....		721120-5	06/01	111.7	109.5	108.3	0.1	-1.1
Other casino hotel services.....		721120-6	06/11	104.4	104.5	104.5	0.9	0.0
Other receipts.....		721120-SM1	06/11	109.9	108.1	107.9	-8.1	-0.2
Commercial machinery repair and maintenance.....	8113		06/06	123.7	124.8	124.0	1.3	-0.6
Commercial machinery repair and maintenance.....	81131		06/06	123.7	124.8	124.1	1.4	-0.6
Commercial machinery repair and maintenance.....	811310		06/06	123.7	124.8	124.1	1.4	-0.6
Primary services.....		811310-P	06/06	125.8	126.1	126.1	2.1	0.0
Maintenance and repair services for agricultural, construction, and mining machinery.....		811310-5	12/13	109.5	111.0	111.0	9.4	0.0
Maintenance and repair services for commercial and service industry machinery.....		811310-6	12/13	103.8	103.9	103.9	2.9	0.0
Maintenance and repair services for industrial machinery.....		811310-7	12/13	100.5	100.5	100.5	0.2	0.0
Maintenance and repair services for general purpose machinery.....		811310-8	12/13	100.4	100.5	100.5	0.1	0.0
Other receipts.....		811310-SM	06/06	108.2	115.7	109.0	-5.2	-5.8
Special indexes								
General medical and surgical hospitals by patient type.....	62211A							
Medicare patients.....		62211A-2	12/92	161.1	160.6	161.1	-2.7	0.3
Medicaid patients.....		62211A-4	12/92	139.6	139.6	139.9	0.1	0.2
Private insurance and all other patients.....		62211A-6	12/92	233.8	234.4	236.0	2.3	0.7
Private insurance patients.....		62211A-61	06/14	100.9	101.2	101.9	-	0.7
All other patients.....		62211A-62	06/14	105.3	105.3	105.6	-	0.3
Premiums for property and casualty insurance ³	924126		06/98	139.5	139.7	139.7	0.8	0.0
Primary services.....		924126-P	06/98	139.7	139.8	139.8	0.8	0.0
Premiums for private passenger auto insurance.....		924126-1	06/98	150.6	150.6	150.6	1.3	0.0
Premiums for homeowner's insurance.....		924126-2	06/98	195.2	195.8	195.6	2.6	-0.1
Premiums for commercial auto insurance.....		924126-3	06/98	110.8	110.3	110.4	0.0	0.1
Premiums for non-auto liability insurance.....		924126-4	06/98	116.9	117.7	117.7	2.1	0.0
Premiums for medical malpractice insurance.....		924126-402	06/98	118.9	118.9	118.9	0.4	0.0
Premiums for product and other non-auto liability insurance.....		924126-403	06/98	116.0	117.0	117.0	2.5	0.0
Premiums for commercial multiple peril insurance.....		924126-5	06/98	119.4	120.8	120.8	1.9	0.0
Premiums for worker's compensation insurance.....		924126-6	06/98	110.8	110.3	110.2	0.1	-0.1
Premiums for other property and casualty insurance.....		924126-7	12/03	112.0	112.0	112.0	-2.6	0.0

¹ Industry and product class indexes may include products not shown separately.

² The indexes for October 2014 have been recalculated to incorporate late reports and corrections by respondents. All indexes are subject to revision 4 months after original publication.

³ The special index for 924126, in which prices reflect premiums only, contrasts with the index shown elsewhere in this table for NAICS 524126, where prices reflect premiums plus the amount of investment income earned on the invested portion of the premium.

"-" Data not available.

n.e.c. = Not elsewhere classified.

NOTE: NAICS replaced the SIC system beginning with the release of PPI data for January 2004. See <https://www.bls.gov/ppi/ppinaics.htm> for details. NOTE: Titles of some industries and products are not shown in this table because they fail to meet our publication criteria.

Table 12. Producer price indexes by durability of product, not seasonally adjusted
 [1982=100]

Grouping	Annual average 2014	Feb. 2014	Oct. 2014 ¹	Jan. 2015 ¹	Feb. 2015 ¹
Total durable goods.....	171.8	171.6	172.4	172.0	171.2
Total non-durable goods.....	228.9	229.5	224.8	205.1	203.9
Total manufactures.....	200.4	200.0	199.4	189.4	189.2
Durable.....	166.8	166.4	167.5	167.4	167.4
Nondurable.....	234.5	234.1	231.7	210.9	210.5
Total raw or slightly processed goods.....	221.2	224.2	214.2	197.7	193.1
Durable.....	398.9	405.4	391.4	377.0	346.7
Nondurable.....	212.7	215.6	205.7	189.0	185.9

¹ The indexes for October 2014 have been recalculated to incorporate late reports and corrections by respondents. All indexes are subject to revision 4 months after original publication.

Table 13. Producer price indexes for special commodity groupings, not seasonally adjusted
 [1982=100, unless otherwise indicated]

Commodity grouping	Other index base	Index			Percent change to Feb. 2015 from:	
		Oct. 2014 ¹	Jan. 2015 ¹	Feb. 2015 ¹	Feb. 2014	Jan. 2015
All commodities except farm products.....		204.2	192.8	192.3	-7.0	-0.3
Industrial commodities less fuels.....		198.2	196.1	195.3	-1.2	-0.4
Construction materials.....		215.9	215.7	215.0	1.1	-0.3
Chemicals and allied products, including synthetic rubber and synthetic fibers and yarns.....		274.0	261.2	259.5	-5.5	-0.7
Lumber and plywood.....		213.9	210.0	207.2	-1.8	-1.3
Foods						
All foods.....		220.4	213.7	210.0	1.3	-1.7
Apples.....	06/08	100.1	93.9	91.8	-5.9	-2.2
Berries.....	06/08	123.3	148.9	153.8	-21.5	3.3
Processed foods.....		224.4	215.9	213.0	1.2	-1.3
Textiles						
Selected textile mill products.....		158.8	158.4	158.3	-0.1	-0.1
Hosiery.....		165.5	165.6	165.5	-0.4	-0.1
Underwear and nightwear.....		148.0	149.2	149.1	1.1	-0.1
Metals						
Steel mill products, including fabricated wire products.....		203.6	198.1	194.6	-3.3	-1.8
Finished steel mill products, excluding fabricated wire products....		197.6	191.5	186.8	-4.0	-2.5
Finished steel mill products, including fabricated wire products....		200.2	194.6	190.3	-3.5	-2.2
Special metals and metal products.....		184.4	182.5	180.5	-1.9	-1.1
Fabricated metal products.....		189.4	189.7	189.9	0.8	0.1
Copper and copper products.....		404.5	380.6	366.1	-13.3	-3.8
Machinery						
Machinery and motive products.....		153.1	153.4	153.4	0.7	0.0
Machinery and equipment, except electrical.....		157.4	158.0	158.0	1.0	0.0
Agricultural machinery, including tractors.....		230.4	231.6	232.7	1.4	0.5
Metalworking machinery.....		192.7	193.7	194.8	1.8	0.6
Total tractors.....		212.9	213.5	214.9	1.0	0.7
Agriculture machinery and equipment, less parts.....		227.2	228.4	229.4	1.4	0.4
Farm and garden tractors, less parts.....		210.1	210.1	213.7	1.9	1.7
Agricultural machinery, excluding tractors.....		239.1	240.7	240.6	1.2	0.0
Medical						
Pharmaceutical preparations for human and veterinary use.....		594.9	617.1	618.2	7.2	0.2
Pharmaceuticals for human use, prescription.....	06/01	219.0	228.1	228.9	8.0	0.4
Pharmaceuticals for human use, non-prescription.....	06/01	120.2	123.2	122.4	3.6	-0.6
Health care services, Medicare patients.....	06/14	100.0	99.5	99.7	-	0.2
Health care services, Medicaid patients.....	06/14	99.8	98.7	99.4	-	0.7
Health care services, private insurance patients.....	06/14	101.0	101.2	101.8	-	0.6
Health care services, all other patients.....	06/14	100.7	101.3	101.6	-	0.3

¹ The indexes for October 2014 have been recalculated to incorporate late reports and corrections by respondents. All indexes are subject to revision 4 months after original publication.

NOTE: See next page for content of indexes on this table.

Table 13 commodity groupings include the following items:

All commodities except farm products: 02 through 15

Industrial commodities less fuels: 03, 04, and 06 through 15

Construction materials: 062101, 0721, 081105, 081106, 081107, 081203, 081204, 082, 0831, 0835, 086, 092, 101502, 101703, 101704, 10250163, 104101, 105, 106, 1071, 107301, 1074051, 107411, 10830225, 1142, 1147, 11490205, 11710143, 11710144, 11710147, 11710216, 11710217, 123101, 1232, 131105, 1321, 1322, 133, 134, 1361, 1362, 137, 1392, 1394, and 139501

Chemicals and allied products, including synthetic rubber and synthetic fibers: 031, 06 less 064, and 071102

Lumber and plywood: 081 and 083

All foods: 011, 017, and 02 less 0261, 0262, and 029

Apples: 01110208, 01110209, 01110211, 01110215, 01110216

Berries: 01110222, 01110224, 01110225, 01110226, 01110227

Processed foods: 02 less 0261, 0262, and 029

Selected textile mill products: 0327, 03370104, 034, 03810811, 03810821, 03810822, 03820312, 038303214, 038303215, and 1231

Hosiery: 03810821, 03810822, 03810823, 03810824, 03810825, 03810826

Underwear and nightwear: 03810641, 03810642, 03810645, 03810646, 03810653, 03810761, 03810811, 03810812

Steel mill products, including fabricated wire products: 1017 and 1088

Finished steel mill products, excluding fabricated wire products: 1017 less 101702

Finished steel mill products, including fabricated wire products: 1017 and 1088 less 101702

Special metals and metal products: 10, 111, and 141

Fabricated metal products: 103 through 108

Copper and copper products: 10210201, 10220131, 102301, 102403, 102502, 10260314, and 102807013

Machinery and motive products: 11 and 14

Machinery and equipment except electrical: 111, 112, 113, 114, 115, 116, 118, and 119

Agriculture machinery, including tractors: 1114 less 111409

Metalworking machinery: 113A, 1132, 113304, 1137, and 1138

Total tractors: 111403 and 112A less 112A03

Agricultural machinery and equipment, less parts (old commodity code 111): 111 less 111409

Farm and garden tractors, less parts (old commodity code 1111): 111403

Agricultural machinery, excluding tractors (old commodity code 1112): 1114 less 111403

Pharmaceutical preparations for human and veterinary use: 0634 and 0638

Pharmaceuticals for human use, prescription: prescription pharmaceutical price quotes from 0638

Pharmaceuticals for human use, non-prescription: non-prescription pharmaceutical price quotes from 0638

Health care services, Medicare patients: Medicare price quotes from 511 and 512

Health care services, Medicaid patients: Medicaid price quotes from 511 and 512

Health care services, private insurance patients: Private insurance price quotes from 511 and 512

Health care services, all other patients: Price quotes from 511 and 512, less Medicare, Medicaid, and private insurance

Note: Weights for the above components are those used for the comprehensive All commodities index.

Table 14. Producer price indexes for net inputs to industries, excluding capital investment, labor, and imports, not seasonally adjusted
 [December 2014=100, unless otherwise indicated]

Grouping	Other index base	Unadjusted index			Unadjusted percent change to Feb. 2015 from:	
		Oct. 2014 ¹	Jan. 2015 ¹	Feb. 2015 ¹	Feb. 2014	Jan. 2015
Construction						
Inputs to construction industries, excluding capital investment, labor, and imports.....		-	99.0	99.5	-	0.5
Inputs to construction industries, goods.....	06/86	219.2	210.0	210.8	-3.9	0.4
Inputs to construction industries, energy.....		-	81.4	84.5	-	3.8
Inputs to construction industries, goods less foods and energy.....		-	100.3	100.3	-	0.0
Inputs to construction industries, services.....		-	100.5	101.2	-	0.7
Inputs to construction industries, trade services ²		-	101.0	102.2	-	1.2
Inputs to construction industries, transportation and warehousing services.....		-	98.9	97.9	-	-1.0
Inputs to construction industries, services less trade, transportation, and warehousing.....		-	99.9	100.2	-	0.3
New construction						
Inputs to new construction, excluding capital investment, labor, and imports.....		-	99.0	99.5	-	0.5
Inputs to new construction, goods.....	06/86	218.3	209.3	210.0	-3.9	0.3
Inputs to new construction, energy.....		-	81.4	84.5	-	3.8
Inputs to new construction, goods less foods and energy.....		-	100.3	100.2	-	-0.1
Inputs to new construction, services.....		-	100.5	101.2	-	0.7
Inputs to new construction, trade services ²		-	101.0	102.1	-	1.1
Inputs to new construction, transportation and warehousing services.....		-	98.9	97.9	-	-1.0
Inputs to new construction, services less trade, transportation, and warehousing.....		-	99.9	100.2	-	0.3
Inputs to residential construction industries, excluding capital investment, labor, and imports.....		-	99.3	99.9	-	0.6
Inputs to residential construction industries, goods.....	06/86	214.4	207.4	208.2	-2.7	0.4
Inputs to residential construction industries, energy.....		-	78.5	81.9	-	4.3
Inputs to residential construction industries, goods less foods and energy.....		-	100.4	100.4	-	0.0
Inputs to residential construction industries, services.....		-	100.5	101.4	-	0.9
Inputs to residential construction industries, trade services ²		-	101.0	102.4	-	1.4
Inputs to residential construction industries, transportation and warehousing services.....		-	98.9	97.9	-	-1.0
Inputs to residential construction industries, services less trade, transportation, and warehousing.....		-	99.8	100.2	-	0.4
Inputs to single family residential construction, excluding capital investment, labor, and imports.....		-	99.2	99.8	-	0.6
Inputs to single family residential construction, goods.....		-	98.2	98.6	-	0.4
Inputs to single family residential construction, energy.....		-	81.8	84.8	-	3.7
Inputs to single family residential construction, goods less foods and energy.....		-	100.4	100.5	-	0.1
Inputs to single family residential construction, services.....		-	100.4	101.1	-	0.7
Inputs to single family residential construction, trade services ²		-	101.0	102.2	-	1.2
Inputs to single family residential construction, transportation and warehousing services.....		-	98.9	97.9	-	-1.0
Inputs to single family residential construction, services less trade, transportation, and warehousing.....		-	99.6	100.1	-	0.5
Inputs to multifamily residential construction, excluding capital investment, labor, and imports.....		-	99.5	100.3	-	0.8
Inputs to multifamily residential construction, goods.....		-	98.5	98.8	-	0.3
Inputs to multifamily residential construction, energy.....		-	82.9	85.7	-	3.4
Inputs to multifamily residential construction, goods less foods and energy.....		-	100.4	100.4	-	0.0
Inputs to multifamily residential construction, services.....		-	100.7	102.1	-	1.4
Inputs to multifamily residential construction, trade services ²		-	101.0	102.8	-	1.8
Inputs to multifamily residential construction, transportation and warehousing services.....		-	98.9	97.9	-	-1.0
Inputs to multifamily residential construction, services less trade, transportation, and warehousing.....		-	100.6	100.9	-	0.3
Inputs to other residential construction, excluding capital investment, labor, and imports.....		-	99.5	100.1	-	0.6
Inputs to other residential construction, goods.....		-	98.6	98.9	-	0.3
Inputs to other residential construction, energy.....		-	78.5	81.9	-	4.3
Inputs to other residential construction, goods less foods and energy.....		-	100.4	100.4	-	0.0
Inputs to other residential construction, services.....		-	100.8	101.7	-	0.9
Inputs to other residential construction, trade services ²		-	101.0	102.5	-	1.5
Inputs to other residential construction, transportation and warehousing services.....		-	98.9	97.9	-	-1.0
Inputs to other residential construction, services less trade, transportation, and warehousing.....		-	100.5	100.6	-	0.1
Inputs to nonresidential construction, excluding capital investment, labor, and imports.....		-	98.7	99.1	-	0.4
Inputs to nonresidential construction, goods.....	06/10	110.8	105.4	105.8	-4.9	0.4
Inputs to nonresidential construction, energy.....		-	81.1	84.2	-	3.8
Inputs to nonresidential construction, goods less foods and energy.....		-	100.2	100.2	-	0.0
Inputs to nonresidential construction, services.....		-	100.5	100.9	-	0.4
Inputs to nonresidential construction, trade services ²		-	100.9	101.7	-	0.8
Inputs to nonresidential construction, transportation and warehousing services.....		-	98.9	97.9	-	-1.0
Inputs to nonresidential construction, services less trade, transportation, and warehousing.....		-	100.6	100.7	-	0.1
Inputs to commercial and healthcare structures, excluding capital investment, labor, and imports.....		-	99.0	99.4	-	0.4
Inputs to commercial and healthcare structures, goods.....	06/10	110.5	106.9	107.3	-2.6	0.4
Inputs to commercial and healthcare structures, energy.....		-	81.9	84.9	-	3.7
Inputs to commercial and healthcare structures, goods less foods and energy.....		-	100.2	100.3	-	0.1
Inputs to commercial and healthcare structures, services.....		-	100.5	100.8	-	0.3
Inputs to commercial and healthcare structures, trade services ²		-	100.9	101.6	-	0.7

See footnotes at end of table.

Table 14. Producer price indexes for net inputs to industries, excluding capital investment, labor, and imports, not seasonally adjusted — Continued
 [December 2014=100, unless otherwise indicated]

Grouping	Other index base	Unadjusted index			Unadjusted percent change to Feb. 2015 from:	
		Oct. 2014 ¹	Jan. 2015 ¹	Feb. 2015 ¹	Feb. 2014	Jan. 2015
Inputs to commercial and healthcare structures, transportation and warehousing services.....		-	98.9	97.9	-	-1.0
Inputs to commercial and healthcare structures, services less trade, transportation, and warehousing.....		-	100.7	100.8	-	0.1
Inputs to commercial structures, excluding capital investment, labor, and imports.....		-	99.0	99.3	-	0.3
Inputs to commercial structures, goods.....		-	98.4	98.7	-	0.3
Inputs to commercial structures, energy.....		-	81.7	84.7	-	3.7
Inputs to commercial structures, goods less foods and energy.....		-	100.2	100.2	-	0.0
Inputs to commercial structures, services.....		-	100.3	100.6	-	0.3
Inputs to commercial structures, trade services ²		-	100.9	101.6	-	0.7
Inputs to commercial structures, transportation and warehousing services.....		-	98.9	97.9	-	-1.0
Inputs to commercial structures, services less trade, transportation, and warehousing.....		-	100.0	100.2	-	0.2
Inputs to healthcare structures, excluding capital investment, labor, and imports.....		-	99.1	99.6	-	0.5
Inputs to healthcare structures, goods.....		-	98.5	99.0	-	0.5
Inputs to healthcare structures, energy.....		-	82.3	85.3	-	3.6
Inputs to healthcare structures, goods less foods and energy.....		-	100.3	100.5	-	0.2
Inputs to healthcare structures, services.....		-	100.6	100.9	-	0.3
Inputs to healthcare structures, trade services ²		-	100.9	101.7	-	0.8
Inputs to healthcare structures, transportation and warehousing services.....		-	98.9	97.9	-	-1.0
Inputs to healthcare structures, services less trade, transportation, and warehousing.....		-	100.7	100.7	-	0.0
Inputs to industrial structures, excluding capital investment, labor, and imports.....		-	98.9	99.3	-	0.4
Inputs to industrial structures, goods.....	06/10	109.6	105.4	106.0	-3.6	0.6
Inputs to industrial structures, energy.....		-	81.3	84.5	-	3.9
Inputs to industrial structures, goods less foods and energy.....		-	100.4	100.6	-	0.2
Inputs to industrial structures, services.....		-	100.2	100.4	-	0.2
Inputs to industrial structures, trade services ²		-	100.4	100.8	-	0.4
Inputs to industrial structures, transportation and warehousing services.....		-	98.9	97.9	-	-1.0
Inputs to industrial structures, services less trade, transportation, and warehousing.....		-	100.4	100.9	-	0.5
Inputs to other nonresidential construction, excluding capital investment, labor, and imports.....		-	98.5	98.9	-	0.4
Inputs to other nonresidential construction, goods.....	06/10	111.0	104.7	105.0	-6.1	0.3
Inputs to other nonresidential construction, energy.....		-	81.1	84.3	-	3.9
Inputs to other nonresidential construction, goods less foods and energy.....		-	100.2	100.1	-	-0.1
Inputs to other nonresidential construction, services.....		-	100.5	100.9	-	0.4
Inputs to other nonresidential construction, trade services ²		-	100.9	101.8	-	0.9
Inputs to other nonresidential construction, transportation and warehousing services.....		-	98.9	97.9	-	-1.0
Inputs to other nonresidential construction, services less trade, transportation, and warehousing.....		-	100.5	100.6	-	0.1
Inputs to highways and streets, excluding capital investment, labor, and imports.....		-	98.2	98.3	-	0.1
Inputs to highways and streets, goods.....		-	97.3	97.3	-	0.0
Inputs to highways and streets, energy.....		-	80.0	83.1	-	3.9
Inputs to highways and streets, goods less foods and energy.....		-	100.5	99.9	-	-0.6
Inputs to highways and streets, services.....		-	100.5	100.9	-	0.4
Inputs to highways and streets, trade services ²		-	101.1	102.1	-	1.0
Inputs to highways and streets, transportation and warehousing services.....		-	98.9	98.1	-	-0.8
Inputs to highways and streets, services less trade, transportation, and warehousing.....		-	100.6	100.6	-	0.0
Inputs to power and communication structures, excluding capital investment, labor, and imports.....		-	98.3	98.8	-	0.5
Inputs to power and communication structures, goods.....		-	96.9	97.5	-	0.6
Inputs to power and communication structures, energy.....		-	81.6	84.5	-	3.6
Inputs to power and communication structures, goods less foods and energy.....		-	100.0	100.1	-	0.1
Inputs to power and communication structures, services.....		-	100.6	100.9	-	0.3
Inputs to power and communication structures, trade services ²		-	101.0	101.5	-	0.5
Inputs to power and communication structures, transportation and warehousing services.....		-	98.9	97.9	-	-1.0
Inputs to power and communication structures, services less trade, transportation, and warehousing.....		-	100.4	100.5	-	0.1
Inputs to educational and vocational structures, excluding capital investment, labor, and imports.....		-	99.4	99.7	-	0.3
Inputs to educational and vocational structures, goods.....		-	98.9	99.1	-	0.2
Inputs to educational and vocational structures, energy.....		-	78.5	82.0	-	4.5
Inputs to educational and vocational structures, goods less foods and energy.....		-	100.3	100.3	-	0.0
Inputs to educational and vocational structures, services.....		-	100.5	100.9	-	0.4
Inputs to educational and vocational structures, trade services ²		-	100.8	101.7	-	0.9
Inputs to educational and vocational structures, transportation and warehousing services.....		-	98.9	97.9	-	-1.0
Inputs to educational and vocational structures, services less trade, transportation, and warehousing.....		-	100.7	100.9	-	0.2
Inputs to other misc. nonresidential construction, excluding capital investment, labor, and imports.....		-	98.4	99.0	-	0.6
Inputs to other misc. nonresidential construction, goods.....		-	97.2	97.8	-	0.6
Inputs to other misc. nonresidential construction, energy.....		-	81.2	84.2	-	3.7
Inputs to other misc. nonresidential construction, goods less foods and energy.....		-	100.2	100.3	-	0.1
Inputs to other misc. nonresidential construction, services.....		-	100.5	101.0	-	0.5
Inputs to other misc. nonresidential construction, trade services ²		-	100.8	101.8	-	1.0
Inputs to other misc. nonresidential construction, transportation and warehousing services.....		-	98.9	97.9	-	-1.0

See footnotes at end of table.

Table 14. Producer price indexes for net inputs to industries, excluding capital investment, labor, and imports, not seasonally adjusted — Continued
 [December 2014=100, unless otherwise indicated]

Grouping	Other index base	Unadjusted index			Unadjusted percent change to Feb. 2015 from:	
		Oct. 2014 ¹	Jan. 2015 ¹	Feb. 2015 ¹	Feb. 2014	Jan. 2015
Inputs to other misc. nonresidential construction, services less trade, transportation, and warehousing.....		-	100.5	100.6	-	0.1
Maintenance and repair construction						
Inputs to maintenance and repair construction, excluding capital investment, labor, and imports.....		-	98.9	99.4	-	0.5
Inputs to maintenance and repair construction, goods.....	06/86	229.0	217.7	218.4	-4.4	0.3
Inputs to maintenance and repair construction, energy.....		-	81.5	84.5	-	3.7
Inputs to maintenance and repair construction, goods less foods and energy.....		-	100.3	100.2	-	-0.1
Inputs to maintenance and repair construction, services.....		-	100.8	101.6	-	0.8
Inputs to maintenance and repair construction, trade services ²		-	101.0	102.3	-	1.3
Inputs to maintenance and repair construction, transportation and warehousing services.....		-	98.9	97.9	-	-1.0
Inputs to maintenance and repair construction, services less trade, transportation, and warehousing.....		-	100.6	100.7	-	0.1
Inputs to residential maintenance and repair, excluding capital investment, labor, and imports.....		-	99.2	99.7	-	0.5
Inputs to residential maintenance and repair, goods.....	06/86	217.2	208.0	208.4	-4.3	0.2
Inputs to residential maintenance and repair, energy.....		-	81.3	84.4	-	3.8
Inputs to residential maintenance and repair, goods less foods and energy.....		-	100.6	100.4	-	-0.2
Inputs to residential maintenance and repair, services.....		-	100.6	101.5	-	0.9
Inputs to residential maintenance and repair, trade services ²		-	101.0	102.3	-	1.3
Inputs to residential maintenance and repair, transportation and warehousing services.....		-	98.9	97.9	-	-1.0
Inputs to residential maintenance and repair, services less trade, transportation, and warehousing.....		-	99.8	100.1	-	0.3
Inputs to nonresidential maintenance and repair, excluding capital investment, labor, and imports.....		-	98.7	99.2	-	0.5
Inputs to nonresidential maintenance and repair, goods.....	06/86	232.0	220.0	220.6	-4.6	0.3
Inputs to nonresidential maintenance and repair, energy.....		-	81.7	84.7	-	3.7
Inputs to nonresidential maintenance and repair, goods less foods and energy.....		-	100.3	100.1	-	-0.2
Inputs to nonresidential maintenance and repair, services.....		-	100.8	101.5	-	0.7
Inputs to nonresidential maintenance and repair, trade services ²		-	101.1	102.3	-	1.2
Inputs to nonresidential maintenance and repair, transportation and warehousing services.....		-	98.9	97.9	-	-1.0
Inputs to nonresidential maintenance and repair, services less trade, transportation, and warehousing.....		-	100.6	100.6	-	0.0
Manufacturing³						
Inputs to 325510, paint and coating manufacturing, excluding capital investment, labor, and imports.....	03/13	98.8	94.3	94.9	-4.0	0.6
Inputs to 325510, goods.....	03/13	98.0	92.8	93.6	-4.9	0.9
Inputs to 325510, energy.....	03/13	93.5	70.7	72.3	-26.9	2.3
Inputs to 325510, goods less foods and energy.....	03/13	98.1	93.8	94.5	-3.9	0.7
Inputs to 325510, services.....	03/13	104.1	103.3	103.3	0.6	0.0
Inputs to 325510, trade services ²	03/13	105.5	104.6	104.9	1.1	0.3
Inputs to 325510, transportation and warehousing services.....	03/13	101.9	101.0	99.8	-1.3	-1.2
Inputs to 325510, services less trade, transportation, and warehousing.....	03/13	103.4	104.0	105.7	4.1	1.6
Inputs to 326100, plastics products manufacturing, excluding capital investment, labor, and imports.....	03/14	101.2	97.1	95.7	-	-1.4
Inputs to 326100, goods.....	03/14	101.0	96.0	94.4	-	-1.7
Inputs to 326100, energy.....	03/14	96.7	92.7	92.2	-	-0.5
Inputs to 326100, goods less foods and energy.....	03/14	101.5	96.4	94.6	-	-1.9
Inputs to 326100, services.....	03/14	102.0	101.3	101.0	-	-0.3
Inputs to 326100, trade services ²	03/14	103.9	102.9	103.0	-	0.1
Inputs to 326100, transportation and warehousing services.....	03/14	100.5	99.6	98.2	-	-1.4
Inputs to 326100, services less trade, transportation, and warehousing.....	03/14	99.8	100.4	99.9	-	-0.5
Inputs to 326100, maintenance and repair construction.....	03/14	101.2	101.6	101.8	-	0.2
Inputs to 333130, mining and oil and gas field machinery mfg, excluding capital investment, labor, and imports.....	04/14	101.2	100.5	100.2	-	-0.3
Inputs to 333130, goods.....	04/14	100.5	100.1	99.3	-	-0.8
Inputs to 333130, energy.....	04/14	103.0	104.8	102.0	-	-2.7
Inputs to 333130, goods less foods and energy.....	04/14	100.4	99.9	99.2	-	-0.7
Inputs to 333130, services.....	04/14	102.4	101.2	101.9	-	0.7
Inputs to 333130, trade services ²	04/14	103.3	103.0	104.2	-	1.2
Inputs to 333130, transportation and warehousing services.....	04/14	99.2	98.4	96.8	-	-1.6
Inputs to 333130, services less trade, transportation, and warehousing.....	04/14	101.7	99.2	100.0	-	0.8
Inputs to 333130, maintenance and repair construction.....		-	100.1	100.3	-	0.2
Inputs to 336111, automobile manufacturing, excluding capital investment, labor, and imports.....	02/14	101.2	101.2	101.3	1.3	0.1
Inputs to 336111, goods.....	02/14	100.4	100.4	100.6	0.5	0.2
Inputs to 336111, goods less foods and energy.....	02/14	100.4	100.4	100.6	0.5	0.2
Inputs to 336111, services.....	02/14	104.0	103.8	103.7	4.4	-0.1
Inputs to 336111, trade services ²	02/14	104.2	104.0	104.0	4.8	0.0
Inputs to 336111, transportation and warehousing services.....	02/14	101.7	100.7	99.4	-1.3	-1.3
Inputs to 336411, airplane manufacturing, excluding capital investment, labor, and imports.....	02/14	100.9	101.1	101.3	1.3	0.2
Inputs to 336411, goods.....	02/14	100.5	100.8	101.0	1.0	0.2
Inputs to 336411, energy.....	02/14	94.1	100.0	95.3	-4.7	-4.7
Inputs to 336411, goods less foods and energy.....	02/14	100.6	100.9	101.0	1.0	0.1
Inputs to 336411, services.....	02/14	104.0	103.4	103.7	3.7	0.3

See footnotes at end of table.

Table 14. Producer price indexes for net inputs to industries, excluding capital investment, labor, and imports, not seasonally adjusted — Continued
 [December 2014=100, unless otherwise indicated]

Grouping	Other index base	Unadjusted index			Unadjusted percent change to Feb. 2015 from:	
		Oct. 2014 ¹	Jan. 2015 ¹	Feb. 2015 ¹	Feb. 2014	Jan. 2015
Inputs to 336411, trade services ²	02/14	104.5	104.2	104.5	4.5	0.3
Inputs to 336411, transportation and warehousing services.....	02/14	101.0	100.0	98.8	-1.2	-1.2
Inputs to 336411, services less trade, transportation, and warehousing.....	02/14	100.9	100.6	101.8	1.8	1.2
Inputs to 336611, ship building and repairing, excluding capital investment, labor, and imports.....	02/14	100.8	100.4	100.4	0.4	0.0
Inputs to 336611, goods.....	02/14	100.4	100.2	100.1	0.1	-0.1
Inputs to 336611, energy.....	02/14	101.2	103.6	102.5	2.5	-1.1
Inputs to 336611, goods less foods and energy.....	02/14	100.4	100.1	100.0	0.0	-0.1
Inputs to 336611, services.....	02/14	101.7	100.8	101.2	1.2	0.4
Inputs to 336611, trade services ²	02/14	102.6	102.3	102.9	2.9	0.6
Inputs to 336611, transportation and warehousing services.....	02/14	101.1	100.3	98.6	-1.4	-1.7
Inputs to 336611, services less trade, transportation, and warehousing.....	02/14	101.4	100.0	100.5	0.5	0.5
Services³						
Inputs to 484000, truck transportation, excluding capital investment, labor, and imports.....	03/14	97.1	87.5	87.7	-	0.2
Inputs to 484000, goods.....	03/14	91.0	63.5	65.3	-	2.8
Inputs to 484000, energy.....	03/14	89.4	58.3	60.2	-	3.3
Inputs to 484000, goods less foods and energy.....	03/14	100.0	100.0	100.2	-	0.2
Inputs to 484000, services.....	03/14	100.8	102.1	101.5	-	-0.6
Inputs to 484000, trade services ²	03/14	105.9	108.9	106.9	-	-1.8
Inputs to 484000, transportation and warehousing services.....	03/14	99.9	101.5	100.9	-	-0.6
Inputs to 484000, services less trade, transportation, and warehousing.....	03/14	100.7	101.2	101.1	-	-0.1
Inputs to 621A00, offices of health practitioners, excluding capital investment, labor, and imports.....	03/13	103.6	103.5	103.6	1.3	0.1
Inputs to 621A00, goods.....	03/13	104.8	105.5	105.9	2.8	0.4
Inputs to 621A00, energy.....	03/13	107.0	104.1	104.4	3.0	0.3
Inputs to 621A00, goods less foods and energy.....	03/13	104.7	105.5	106.0	2.8	0.5
Inputs to 621A00, services.....	03/13	102.9	102.5	102.5	0.6	0.0
Inputs to 621A00, trade services ²	03/13	107.2	106.1	105.8	0.2	-0.3
Inputs to 621A00, transportation and warehousing services.....	03/13	102.7	102.3	99.7	-2.4	-2.5
Inputs to 621A00, services less trade, transportation and warehousing.....	03/13	101.8	101.7	101.8	0.8	0.1
Inputs to 813000, membership associations and organizations, excluding capital investment, labor, and imports.....	05/14	101.8	100.9	101.7	-	0.8
Inputs to 813000, goods.....	05/14	100.3	93.4	94.4	-	1.1
Inputs to 813000, energy.....	05/14	100.9	89.7	91.0	-	1.4
Inputs to 813000, goods less foods and energy.....	05/14	99.8	100.0	100.1	-	0.1
Inputs to 813000, services.....	05/14	101.9	101.4	102.2	-	0.8
Inputs to 813000, trade services ²	05/14	102.9	102.4	102.3	-	-0.1
Inputs to 813000, transportation and warehousing services.....	05/14	99.6	99.2	99.2	-	0.0
Inputs to 813000, services less trade, transportation, and warehousing.....	05/14	102.0	101.6	102.5	-	0.9
Inputs to 813000, maintenance and repair construction.....	05/14	101.0	101.3	101.5	-	0.2

¹ The indexes for October 2014 have been recalculated to incorporate late reports and corrections by respondents. All data are subject to revision 4 months after original publication.

² Trade indexes measure changes in margins received by wholesalers and retailers.

³ PPI data for these Net Inputs to Industry Indexes are organized by Bureau of Economic Analysis (BEA) Industry code. The set of products included in an industry input index and the weights for each commodity included in the index are derived from the BEA's Input-Output Accounts Use of Commodities by Industry table in conjunction with U.S. Census Bureau revenue data. For more information, visit www.bls.gov/ppi/industryinputsintro.htm online.

"-" Data not available.

Technical Note

Brief Explanation of Producer Price Indexes

The Producer Price Index (PPI) of the Bureau of Labor Statistics (BLS) is a family of indexes that measures the average change over time in prices received (price changes) by producers for domestically produced goods, services, and construction. PPIs measure price change from the perspective of the seller. This contrasts with other measures, such as the Consumer Price Index (CPI). CPIs measure price change from the purchaser's perspective.

More than 10,000 PPIs for individual products and groups of products are released each month. PPIs are available for the products of virtually every industry in the mining and manufacturing sectors. Over time, new PPIs have been introduced for products of industries in the services and construction sectors of the U.S. economy. As of January 2013, the PPI covered about 70 percent of services as measured by 2007 Census revenue, and 34 percent of construction.

More than 100,000 price quotations per month are organized into three sets of PPIs: (1) Final demand-Intermediate demand (FD-ID) indexes, (2) commodity indexes, and (3) indexes for the net output of industries and their products. The FD-ID structure organizes products by class of buyer and degree of fabrication as well as by stage of production. The commodity structure organizes products by similarity of end use or product type. The entire output of various industries is sampled to derive price indexes for the net output of industries and their products.

Final Demand–Intermediate Demand Indexes

The PPI FD-ID structure measures price change for goods, services, and construction sold to final demand and to intermediate demand. The FD-ID system replaced the PPI stage-of-processing (SOP) system as PPI's primary aggregation model with the release of data for January 2014. The FD-ID model expands coverage beyond that of the SOP system through the addition of services, construction, exports, and government purchases.

Compared with finished goods under the SOP system, the PPI for final demand goods includes nearly a 50 percent expansion of coverage. This increase can be traced to the addition of government purchases and exports. For overall final demand, expansion to include final demand services represents an even larger increase in coverage. In December 2012, final demand goods were about 34.5 percent of overall final demand, final demand services were roughly 63.5 percent, and final demand construction was about 2.0 percent of final demand. Within intermediate demand, coverage of services for intermediate demand resulted in about a 45 percent increase in coverage of the intermediate demand portion of the economy.

FD-ID indexes are constructed from commodity-based producer output price indexes. Commodities are allocated to aggregate indexes primarily based on the type of buyer. The main source of data used to determine the type of buyer is the "Use of commodities by industries, before redefinition," table

from the Benchmark Input-Output Accounts of the U.S. In many cases, the same commodity is purchased by different types of buyers. As a result, commodities are often included in several FD-ID indexes. For example, regular gasoline is purchased for personal consumption, export, government use, and business use. The PPI program publishes only one commodity index for regular gasoline (wpu057104), reflecting sales to all types of buyers, and this index is used in all aggregations regardless of whether the gasoline is sold for personal consumption, as an export, to government, or to businesses. Proportions based on BEA "Use of Commodities" data are used to allocate the correct portion of the total weight of gasoline to each use category. In cases when buyer type is an important price determining characteristic, indexes are created based on specific buyer type. For example, within the PPI category for loan services, separate indexes for consumer loans and business loans were constructed. For more information relating to the FD-ID structure, see "A new, experimental system of indexes from the PPI program" in the February 2011 *Monthly Labor Review*.

Final Demand: The final demand portion of the FD-ID structure measures price change for commodities sold for personal consumption, capital investment, government, and export. The system is composed of six main price indexes: final demand goods; final demand trade services; final demand transportation and warehousing services; final demand services less trade, transportation, and warehousing; final demand construction; and overall final demand.

The final demand goods index measures price change for both unprocessed and processed goods sold to final demand. Fresh fruits sold to consumers and computers sold for capital investment are examples of transactions included in the final demand goods price index. The final demand trade services index measures price change for the retailing and wholesaling of merchandise sold to final demand, generally without transformation. (Trade indexes measure changes in margins received by wholesalers and retailers.) The final demand transportation and warehousing services index tracks price change for transportation of passengers, as well as, transportation of cargo sold to final demand, and also includes prices for warehousing and storage of goods sold to final demand. The final demand services less trade, transportation, and warehousing index measures price change for all services other than trade and transportation sold to final demand. Publishing, banking, lodging, and health care are examples of these services. The final demand construction index tracks price change for new construction, as well as maintenance and repair construction sold to final demand. Construction of office buildings is an example of a commodity that would be included in the final demand construction index. Lastly, the overall final demand index tracks price change for all types of commodities sold to final demand by combining the five final demand component indexes described above.

Intermediate Demand: The intermediate demand portion of the FD-ID system tracks price change for goods, services, and construction products sold to businesses as inputs to

production, excluding capital investment. The system includes two parallel treatments of intermediate demand. The first treatment organizes intermediate demand commodities by type. The second organizes intermediate demand commodities into production stages, with the explicit goal of developing a forward-flow model of production and price change.

The intermediate demand by commodity type portion of the system organizes commodities by similarity of product. The system is composed of six main price indexes: unprocessed goods for intermediate demand; processed goods for intermediate demand; intermediate demand trade services; intermediate demand transportation and warehousing services; intermediate demand services less trade, transportation, and warehousing; and intermediate demand construction.

The unprocessed goods for intermediate demand price index measures price change for goods sold to businesses as inputs to production that have undergone no fabrication. Crude petroleum sold to refineries is an example of an unprocessed good sold to intermediate demand. The processed goods for intermediate demand index tracks price change for fabricated goods sold as business inputs. Examples include car parts sold to car manufacturers and gasoline sold to trucking companies. The index for trade services for intermediate demand measures price change for the services of retailing and wholesaling goods purchased by businesses as inputs to production. The intermediate demand transportation and warehousing services index measures price change for business travel, as well as, transportation and warehousing of cargo sold to intermediate demand. The intermediate demand services less trade, transportation, and warehousing index measures price change for services other than trade, transportation, and warehousing sold as inputs to production. Legal and accounting services purchased by businesses are examples of intermediate demand services excluding trade, transportation, and warehousing. Finally, the construction for intermediate demand index measures price change for construction purchased by firms as inputs to production. The index for construction for intermediate demand tracks price change for maintenance and repair construction purchased by firms.

The production flow treatment of intermediate demand is a stage-based system of price indexes. These indexes can be used to study price transmission across stages of production and final demand. This system is constructed in a manner that maximizes forward flow of production between stages, while minimizing back-flow of production. The production flow treatment contains four main indexes: intermediate demand stage 1, intermediate demand stage 2, intermediate demand stage 3, and intermediate demand stage 4.

Indexes for the four stages were developed by first assigning each industry in the economy to one of four stages of production, where industries assigned to the fourth stage primarily produce output consumed as final demand, industries in the third stage primarily produce output consumed by stage 4 industries, industries assigned to the second stage primarily produce output consumed by stage 3 industries, and industries assigned to the first stage produce output primarily consumed by stage 2 industries. The four indexes then track prices for the net inputs consumed by

industries in each of the four stages of production. The stage 4 intermediate demand index, for example, tracks price change for inputs consumed, but not produced, by industries included in the fourth stage of production. Hence, the index tracks price change in inputs to industries that primarily produce final demand commodities (stage 4 producers primarily produce commodities sold to final demand).

Examples of heavily weighted goods-producing industries in stage 4 include the manufacture of light trucks and utility vehicles, automobiles, and pharmaceuticals. Retail trade, food service and drinking places, and hospitals are examples of heavily weighted service industries included in stage 4. Stage 4 also includes all new construction industries. Examples of goods consumed by stage 4 industries include motor vehicle parts, commercial electric power, plastic construction products, biological products, and beef and veal. Engineering services, machinery and equipment wholesaling, long distance motor carrying, and legal services constitute examples of services consumed by stage 4 industries.

Examples of highly weighted goods-producing industries included in stage 3 are motor vehicle parts manufacturing, animal (except poultry) slaughtering and processing, and semiconductor manufacturing. Services industries classified in stage 3 include wholesale trade; insurance carriers; architecture, engineering, and related services; and hotels and motels. Examples of goods consumed by stage 3 industries include slaughter steers and heifers, industrial electric power, and hot rolled steel bars, plates, and structural shapes. Services commonly consumed by stage 3 industries include commissions from sales of property and casualty insurance, business loans, temporary help services, and administrative and general management consulting services.

Petroleum refineries; electricity generation, transmission, and distribution; natural gas distribution; cattle ranching and farming; and plastic materials and resin manufacturing are among the goods-based industries assigned to stage 2. Services industries that are heavily weighted in stage 2 include management of companies and enterprises; non-depository credit intermediation; insurance agencies and brokerages; and services to buildings and dwellings. Goods commonly purchased by stage 2 industries include crude oil, natural gas, formula feeds, and primary basic organic chemicals. Services that are heavily weighted in the intermediate demand stage 2 index are legal services, business loans, and cellular phone and other wireless telecommunication.

Goods producing industries in stage 1 include oil and gas extraction, paper mills, and grain farming. Real estate, legal services, and advertising services are examples of highly weighted services industries included in stage 1. Examples of goods consumed by stage 1 industries are commercial and industrial electric power and gasoline. Services commonly consumed by stage 1 industries include solid waste collection, chemicals and allied products wholesaling, and guestroom or unit rental. It should be noted that all inputs purchased by stage 1 industries are by definition produced either within stage 1 or by latter stages of processing, leaving stage 1 less useful for price transmission analysis. For additional information on industry stage assignments, see <https://www.bls.gov/ppi/industryflowstage.htm>.

Comparing the PPI with CPI

Although some data users utilize the PPI as a potential indicator of the Consumer Price Index (CPI), there are many reasons why the PPI and the CPI may diverge. The scope of the personal consumption portion of the PPI includes all marketable output sold by domestic producers for households. The scope of the CPI includes goods and services provided by business or government, where explicit user charges are paid by consumers. For example, the most heavily weighted item in the CPI, owners' equivalent rent, is excluded from the PPI. The scope of the CPI includes imports. The PPI excludes imports. The CPI only includes components of personal consumption directly paid for by the consumers, while the PPI includes components of personal consumption that may not be paid for by consumers. For example, the PPI includes medical services paid for by third parties. In contrast to CPI, PPI does not completely cover services. PPIs exclude taxes, since they do not represent producer revenue. Conversely, sales and other taxes paid by consumers are part of household expenditure and are included in the CPI. Additional technical differences between PPI and CPI also exist. For more information see "Comparing new final demand producer price indexes with other Government price indexes," *Monthly Labor Review*, January 2014, at <https://www.bls.gov/opub/mlr/>

Commodity Indexes

The commodity classification of the PPI organizes goods, services, and construction by similarity of product or end use, disregarding industry of origin. With the release of data for July 2009, PPI expanded its commodity structure to include indexes for services and construction products. Prior to this date, the PPI commodity structure only included products from goods producing sectors. Table 9 of the *PPI Detailed Report* includes data for commodity indexes, organized in a hierarchal structure, including major groupings, subgroups, product classes, sub-product classes, and individual items.

Industry Net-Output Price Indexes

PPIs for the net output of industries and their products are grouped according to the North American Industry Classification System (NAICS). Prior to the release of January 2004, industry-based PPIs were published according to the Standard Industrial Classification (SIC) system. Industry price indexes are compatible with other economic time series organized by industry, such as data on employment, wages, and productivity. Table 11 of the *PPI Detailed Report* includes data for NAICS industries and industry groups (3-, 4-, 5-, and 6-digit codes), Census product classes (7- and 8-digit codes), products (9-digit codes), more detailed sub-products (11-digit codes), and, for some industries, indexes for other sources of revenue.

Indexes may represent one of three kinds of product categories. Every industry has primary product indexes that show changes in prices received by establishments classified in the industry for products made primarily, but not necessarily exclusively, by that industry. The industry classification of an establishment is determined by which products make up a plurality of its total shipment value. In

addition, most industries have secondary product indexes that show changes in prices received by establishments for products chiefly made in some other industry. Some industries have miscellaneous receipts indexes that track price changes for other sources of revenue received by establishments within the industry that are not derived from sales of their products; for example, resales of purchased materials, or revenues from parking lots owned by a manufacturing plant.

Data Collection

PPIs are constructed using selling prices reported by establishments of all sizes, selected by probability sampling, with the probability of selection proportionate to size. Individual items and transaction terms also are chosen by probability proportionate to size. BLS strongly encourages cooperating companies to supply actual transaction prices at the time of shipment to minimize the use of list prices. Prices submitted by survey respondents are effective on the Tuesday of the week containing the 13th day of the month. The survey is conducted via Internet, mail, and fax.

Price data are provided on a voluntary and confidential basis; only sworn BLS employees are allowed access to individual company price reports. BLS publishes price indexes instead of actual prices. All PPIs are subject to revision 4 months after original publication to reflect the availability of late reports and corrections by respondents.

BLS periodically updates the PPI sample of survey respondents to better reflect current conditions when the structure, membership, technology, or product mix of an industry shifts significantly and to spread reporting burden among smaller firms. Results of these resampling efforts are incorporated into the PPI with the release of data for January and July.

As part of an ongoing effort to expand coverage to sectors of the economy other than mining and manufacturing, an increasing number of service and construction sector industries have been introduced into the PPI. The following list of industries introduced since the mid-1990s includes the month and year in which an article describing the industry's content appeared in the *PPI Detailed Report*.

Service and construction sector industries introduced into the Producer Price Index, by SIC or NAICS code and the *PPI Detailed Report* that announces their introduction

Title	Code	<i>PPI Detailed Report Issue</i>
	SIC	
Wireless telecommunications	4812	July 1999
Telephone communications, except radio telephone	4813	July 1995
Television broadcasting	4833	July 2002
Grocery stores	5411	July 2000
Meat and fish (seafood) markets	5421	July 2000
Fruit and vegetable markets	5431	July 2000
Candy, nut, and confectionery stores ...	5441	July 2000
Retail bakeries	5461	July 2000
Miscellaneous food stores	5499	July 2000
New car dealers	5511	July 2000
Gasoline service stations	5541	January 2002

Title	Code	PPI Detailed Report Issue
SIC		
Boat dealers	5551	January 2002
Recreational vehicle dealers	5561	January 2002
Miscellaneous retail	59	January 2001
Security brokers, dealers, and investment bankers	6211	January 2001
Investment advice	6282	January 2003
Life insurance carriers	6311	January 1999
Property and casualty insurance	6331	July 1998
Insurance agencies and brokerages	6412	January 2003
Operators and lessors of nonresidential buildings	6512	January 1996
Real estate agents and managers	6531	January 1996
Prepackaged software	7372	January 1998
Data processing services	7374	January 2002
Home health care services	8082	January 1997
Legal services	8111	January 1997
Engineering design, analysis, and consulting services	8711	January 1997
Architectural design, analysis, and consulting services	8712	January 1997
Premiums for property and casualty insurance	9331	July 1998
NAICS		
New Industrial building construction	236211	January 2008
New warehouse building construction ..	236221	July 2005
New school construction	236222	July 2006
New office construction	236223	January 2007
New health care building construction...	236224	January 2013
Concrete contractors, nonresidential building work	23811X	July 2008
Roofing contractors, nonresidential building work	23816X	July 2008
Electrical contractors, nonresidential building work	23821X	July 2008
Plumbing / HVAC contractors, nonresidential building work	23822X	July 2008
Merchant wholesalers, durable goods ..	423	July 2005
Merchant wholesalers, nondurable goods	424	July 2005
Wholesale trade agents and brokers ...	425120	July 2005
Electronics and appliance stores	443	January 2004
Building material and garden equipment and supplies dealers.....	444	January 2004
Sporting goods, hobby, book, and music stores	451	January 2004
General merchandise stores	452	January 2004
Miscellaneous store retailers	453	January 2004
Internet service providers	518111	July 2005
Internet publishing and web search portals	519130	January 2010
Commercial banking	522110	January 2005
Savings institutions	522120	January 2005
Direct health and medical insurance carriers	524114	July 2004
Construction, mining, and forestry machinery and equipment rental and leasing	532412	January 2005
Management consulting services	541610	January 2007

Title	Code	PPI Detailed Report Issue
NAICS		
Security guards and patrol services	561612	July 2005
Computer training	611420	July 2007
Offices of dentists	621210	January 2011
Blood and organ banks	621991	January 2007
Amusement and theme parks	713110	July 2006
Golf courses and country clubs	713910	July 2006
Fitness and recreational sports centers .	713940	July 2005
Commercial machinery repair and maintenance.....	811310	July 2007

Weights

Weights for most commodity groupings of the PPI, as well as, weights for commodity-based aggregate indexes calculated from commodity groupings, such as FD-ID indexes, currently reflect 2007 values of shipments as reported in the *Census of Manufactures* and other sources. From January 2007 to December 2011, PPI weights were derived from 2002 shipment values. Industry indexes now are calculated under the 2012 NAICS structure utilizing 2007 value of shipment weights and 2002 net output ratios. The periodic update of the value weights used to calculate the PPI is done to more accurately reflect changes in production and marketing patterns in the economy.

Net output values of shipments are used as weights for industry indexes. Net output values refer to the value of shipments from establishments within the industry to buyers outside the industry. However, weights for commodity indexes are based on gross shipment values, including values of shipments between establishments within the same industry. As a result, broad commodity grouping indexes, such as the PPI for All Commodities (which is composed of major commodity groupings 01 through 15), are affected by the multiple counting of price change at successive stages of processing, which can lead to exaggerated or misleading signals about inflation. The intermediate demand by commodity type FD-ID indexes partially correct for this defect, but industry indexes, final demand FD-ID indexes, and intermediate demand by production flow FD-ID indexes consistently correct for this at all levels of aggregation. Therefore, industry and FD-ID indexes are more appropriate than broad commodity groupings for analysis of general price trends.

Price Index Reference Base

Effective with publication of January 1988 data, many important PPI series (including most commodity groups and individual items) were placed on a new reference base, 1982 = 100. From 1971 through 1987, the standard reference base for most PPI series was 1967 = 100. Except for rounding differences, the shift to the new reference base did not alter any previously published percent changes for affected PPI series. (See "Calculating Index Changes," below.) The 1982 reference base is not used for commodity indexes with a base

later than December 1981 or for industry net output indexes and their products. The FD-ID indexes typically have a reference base of November 2009 = 100.

For further information on the underlying concepts and methodology of the Producer Price Index, see chapter 14, “Producer Prices,” in the *BLS Handbook of Methods*. This chapter can be downloaded from the BLS Web site at www.bls.gov/opus/hom/homch14.htm.

Calculating Index Changes

Each PPI measures price changes from a reference period that equals 100.0. An increase of 5.5 percent from the reference period in the Final Demand Goods Price Index, for example, is shown as 105.5. This change also can be expressed in dollars, as follows: prices received by domestic producers of a sample of final demand goods have risen from \$100 in November 2009 to \$105.50. Likewise, a current index of 90.0 would indicate that prices received by producers of final demand goods are 10 percent lower than they were in November 2009.

Movements of price indexes from one month to another are usually expressed as percent changes, rather than as changes in index points. Index point changes are affected by the level of the index in relation to its base period, whereas percent changes are not. The following example shows the computation of index point and percent changes.

Index point change

Final Demand Goods Price Index	107.5
Less previous index	104.0
Equals index point change	3.5

Index percent change

Index point change	3.5
Divided by the previous index	104.0
Equals	0.034
Result multiplied by 100	0.034 x 100
Equals percent change	3.4

Seasonally Adjusted and Unadjusted Data

Because price data are used for different purposes by different groups, BLS publishes seasonally adjusted and unadjusted changes each month. Seasonally adjusted data are preferred for analyzing general price trends in the economy because these data eliminate the effect of changes that normally occur at about the same time, and in about the same magnitude, every year—such as price movements resulting from normal weather patterns, regular production and marketing cycles, model changeovers, seasonal discounts, and holidays. For these reasons, seasonally adjusted data more clearly reveal underlying trends. Unadjusted data are of primary interest to users who need information that can be related to actual dollar values of transactions. Individuals requiring this information include marketing specialists, purchasing agents, budget and cost analysts, contract specialists, and commodity traders. It is the unadjusted data that are generally cited when escalating long-term contracts

such as purchasing agreements or real estate leases. For more information, see *Escalation Guide for Contracting Parties*, on the Web at www.bls.gov/ppi/ppiescalation.htm.

In 1998, the PPI implemented the X-12-ARIMA Seasonal Adjustment Method; prior to that year, PPI employed the X-11 method. Each year, the seasonal status of most commodity indexes is reevaluated to reflect more recent price behavior. Industry net output indexes are not seasonally adjusted. For time series that exhibit seasonal pricing patterns, new seasonal factors are estimated and applied to the unadjusted data from the prior 5 years. Updated seasonally adjusted indexes replace the most recent 5 years of seasonal data.

Seasonal factors may be applied to series using either a direct or an aggregative method. Generally, commodity indexes are seasonally adjusted using direct seasonal adjustment, which produces a more complete elimination of seasonal movements than does the aggregative method. However, the direct seasonal adjustment process may not yield figures that possess additive consistency. Thus, a seasonally adjusted index for a broad category that is directly adjusted may not be logically consistent with all seasonally adjusted indexes for its components. Seasonal movements for FD-ID indexes are derived indirectly through an aggregative method that combines movements of a wide variety of subproduct class (six-digit) series.

Seasonally adjusted indexes can become problematic when previously stable and predictable price patterns abruptly change. If the new pattern persists, the seasonal adjustment method will eventually reflect it; if the pattern keeps shifting, however, seasonally adjusted data will become chronically troublesome. This problem occurs relatively infrequently for farm and food-related products, but has more often affected manufactured products such as automobiles and steel.

Since January 1988, the PPI has used Intervention Analysis Seasonal Adjustment methods to enhance the calculation of seasonal factors. With this technique, outlier values that may distort the seasonal pattern are removed from the data prior to applying the standard seasonal factor estimation procedure. For example, a possible economic cause for large price movements for petroleum-based products might have been the Persian Gulf War. In this case, intervention techniques allowed for better estimates of seasonally adjusted data. On the whole, very few series have required intervention. Out of almost 300 seasonally adjusted series, only 31 were subject to intervention in 2013.

For more information relating to seasonal adjustment methods, see “Summary of Changes to the PPI’s Seasonal Adjustment Methodology” in the January 1995 issue of *Producer Price Indexes*, and “PPI and CPI Seasonal Adjustment: an Update” in the July 2010 *Monthly Labor Review*.

Producer Price Index Data on the Internet

In 1995, the BLS began posting PPI series, news releases, and technical information to both a World Wide Web (WWW) site and a file transfer protocol (FTP) site. During the years following the introduction of PPI Internet services, use of these sites eclipsed more traditional methods of data dissemination, such as subscriptions to the *PPI Detailed Report*. There were more than 5 million instances of PPI data

and tables being downloaded from the Internet during the 12 months ended December 31, 2012.

Retrieving PPI data from the PPI Web site

PPI data can be obtained from the WWW address (www.bls.gov/ppi). On this page, under the tab labeled “Featured PPI databases” links provide the following methods of data retrieval:

- **Top Picks** is a form-based application for both Industry Data and Commodity Data that allows the user to quickly obtain PPI time series data by selecting the high-level aggregate and other commonly requested time series, including the All Commodities Index and the FD-ID indexes (for example, Final Demand). Within each list, any one—or all—of the time series shown can be selected. A user can modify the date range and output options after executing the query, using the reformat button above the data output table.
- **One-Screen Data Search and Multi-Screen Data Search** are form-based query applications for both Industry Data and Commodity Data designed for users unfamiliar with the PPI coding structure. These applications guide a user through the PPI classification by listing index titles and do not require knowledge of commodity or industry codes. Data retrieved are based on a query formulated by selecting data characteristics from lists provided. Two options are available to create customized tables, depending on a user’s browser capability. The one-screen option is a JavaScript application that uses a single screen to guide a user through the available time series data. The second option is a multiple-screen, non-Java-based application. Both methods allow a user to browse the PPI coding structure and select multiple series. Users can modify the date range and output options after executing the query using the reformat button above the data output table.
- **Series Report** is a form-based application that allows users to input multiple, formatted PPI time series identifiers (commodity or industry codes) as inputs in extracting data according to a specified set of date ranges and output options. This application provides the most efficient path for users who are familiar with the format of PPI time series identifiers. There are five alphabetic prefixes used to create unique PPI time series identifiers: WP, WD, PC, PD, and ND. Each provides the user access to a different PPI database. Adding either a “u” (not seasonally adjusted) or an “s” (seasonally adjusted) to the end of these prefixes further specifies the type of data needed.

EXAMPLES

For commodity and FD-ID indexes, series identifiers combine a “wpu” prefix (not seasonally adjusted) or a

“wps” prefix (seasonally adjusted) with a commodity code.

<u>Commodity code</u>	<u>Provides data for:</u>
wps141101	Passenger cars, seasonally adjusted
wpu141101	Passenger cars, not seasonally adjusted
wpufd4	Final demand, not seasonally adjusted
wpsid63	Services for intermediate demand, seasonally adjusted

For discontinued commodity indexes, series identifiers combine a “wdu” prefix (not seasonally adjusted) or a “wds” prefix (seasonally adjusted) with a commodity code.

<u>Commodity code</u>	<u>Provides data for:</u>
wds019	Other farm products, seasonally adjusted
wdu0635	Preparations, ethical (prescription), not seasonally adjusted
wdusi138011	Stainless steel mill products, not seasonally adjusted

Current price indexes grouped by industry according to NAICS have series identifiers that begin with the prefix “pcu.” After the prefix, there are 12 digits (the 6-digit industry code is listed twice) followed by up to 7 alphanumeric characters identifying product detail. Dashes are used as placeholders for higher-level industry group codes.

<u>Industry-product code, current NAICS series</u>	<u>Provides data for:</u>
pcu325---325---	Chemical manufacturing
pcu336110336110	Automobile and light duty motor vehicle manufacturing
pcu621111621111411	Offices of physicians, one- and two-physician practices and single-specialty group practices, general/family practice

Discontinued industry-product codes based on SIC combine a “pdu” prefix and “#” between the fourth and fifth characters of the product code. Series identifiers for the discontinued dataset use underscores as placeholders to complete a reference to an SIC industry group code of fewer than four digits. (All PPI industry-based indexes organized by SIC were discontinued with the introduction of NAICS in 2004.)

<u>Industry-product code, discontinued SIC series</u>	<u>Provides data for:</u>
pdu28_#	Chemicals and allied products
pdu331_#	Blast furnaces, steel works, and rolling and finishing mills
pdu3711#111	Passenger cars

Price indexes for discontinued series grouped by industry according to NAICS have identifiers that begin with the prefix “ndu.” After the prefix, there are 12 numeric digits (the 6-digit industry code is listed twice), and up to 7 additional alphanumeric characters that identify product detail. Dashes are used as placeholders for higher-level group codes.

*Industry-product code,
discontinued NAICS series*

ndu212231212231
ndu2122312122312
ndu212231212231214

Provides data for

Lead and zinc ore mining
Lead, zinc concentrates
Lead concentrates

- **Text Files** are best suited for users requiring access to either a large volume of time series data or other PPI-related documentation, such as seasonal factor tables and relative importance tables. The text files can be accessed at <http://download.bls.gov/> or directly from links on the “PPI Databases” page or the PPI homepage. Data and documentation available for download include the following:

Industry Data	<u>Directory:</u> /pub/time.series/pc
Industry Data - Discontinued (NAICS basis)	/pub/time.series/nd
(SIC basis)	/pub/time.series/pd
Commodity Data (incl. FD-ID)	/pub/time.series/wp
Commodity Data – Discontinued	/pub/time.series/wd
Special requests	/pub/special.requests/ppi

Additional information

The PPI homepage (www.bls.gov/ppi) contains additional information regarding PPI data and methodology. The top section of the homepage provides PPI news releases, both current and archived, as well as general PPI information. The “PPI Tables” section found beneath the statistics section provides relative importance and seasonal factor tables. The remaining sections offer special notices and publications pertaining to PPI methodology and applications.

For questions or comments regarding PPI data classification, methodology, or data availability on the Internet, call or e-mail the Section of Index Analysis and Public Information at (202) 691-7705 or ppi-info@bls.gov.