

PPI Detailed Report

Data for July 2023



U.S. Department of Labor

U.S. Bureau of Labor Statistics

A blue-tinted composite image. The background shows a welder in a dark protective suit working on a large metal structure, with bright sparks flying from the welding point. In the foreground, a man and a woman in business attire are looking at a document together. The overall scene represents the intersection of industry and labor statistics.

**Mining • Manufacturing • Services
Agriculture • Utilities • Construction**

PPI Detailed Report

Data for July 2023

Editors

Joseph Kowal
Gabriel Vera
Timothy Schermerhorn
Nachelle Jackson

Vol. 27, No. 7

Contents

	<i>Page</i>
Producer Price Indexes, July 2023	1
Rebasing of Selected Producer Price Indexes	6
Charts	
Final demand	7
Processed goods for intermediate demand	8
Unprocessed goods for intermediate demand	9
Services for intermediate demand	10
Tables	
Producer Price Indexes	
1. Final demand – intermediate demand weights and percent changes, seasonally adjusted	11
2. Selected commodity groupings percent changes by final demand – intermediate demand category	17
3. Final demand – intermediate demand indexes, seasonally adjusted	27
4. Final demand – intermediate demand weights and percent changes, not seasonally adjusted	33
5. Final demand – intermediate demand indexes, not seasonally adjusted	39
6. Selected commodity and service groupings percent changes, not seasonally adjusted	45
7. Commodity and service groupings and individual items, percent changes, not seasonally adjusted	47
8. Commodity and service groupings and individual items, indexes and percent changes, seasonally adjusted	106
9. Commodity and service groupings and individual items indexes, not seasonally adjusted	130
10. Net output of selected industries and industry groups, indexes and percent changes.....	186
11. Net output of selected industries and their products indexes	188
12. Net output of selected industries and their products, percent changes	258
13. Special commodity groupings	331
14. Net inputs to industries, excluding capital investment, labor, and imports	333
Technical note	338

Producer Price Index Release Dates

The following is the schedule of release dates for Producer Price Index data in 2023. News releases are issued at 8:30 a.m. eastern time on each release date.

Reference Month	Release Date
December 2022	Jan. 18, 2023
January 2023	Feb. 16, 2023
February 2023	Mar. 15, 2023
March 2023	Apr. 13, 2023
April 2023	May 11, 2023
May 2023	Jun. 14, 2023
June 2023	Jul. 13, 2023
July 2023	Aug. 11, 2023
August 2023	Sep. 14, 2023
September 2023	Oct. 11, 2023
October 2023	Nov. 15, 2023
November 2023	Dec. 13, 2023

Producer Price Indexes – July 2023

The Producer Price Index for final demand increased 0.3 percent in July, seasonally adjusted. Final demand prices were unchanged in June and declined 0.3 percent in May. (See table A.) On an unadjusted basis, the index for final demand advanced 0.8 percent for the 12 months ended in July.

In July, the increase in final demand prices was led by a 0.5-percent rise in the index for final demand services. Prices for final demand goods edged up 0.1 percent.

The index for final demand less foods, energy, and trade services moved up 0.2 percent in July, the largest increase since a 0.3-percent rise in February. For the 12 months ended in July, prices for final demand less foods, energy, and trade services advanced 2.7 percent.

Final Demand

Final demand services: The index for final demand services increased 0.5 percent in July, the largest rise since moving up 0.5 percent in August 2022. Leading the broad-based advance in July, prices for final demand services less trade, transportation, and warehousing climbed 0.3 percent. Margins for final demand trade services rose 0.7 percent, and the index for final demand transportation and warehousing services moved up 0.5 percent. (Trade indexes measure changes in margins received by wholesalers and retailers.)

Product detail: Forty percent of the July advance in the index for final demand services can be traced to a 7.6-percent rise in prices for portfolio management. The indexes for machinery and vehicle wholesaling; outpatient care (partial); chemicals and allied products wholesaling; securities brokerage, dealing, investment advice, and related services; and transportation of passengers (partial) also moved higher. Conversely, margins for food and alcohol retailing declined 2.5 percent. The indexes for application software publishing and for long-distance motor carrying also fell. (See table 2.)

Final demand goods: Prices for final demand goods edged up 0.1 percent in July after no change in June. The July increase is attributable to the index for final demand foods, which rose 0.5 percent. Prices for final demand goods less foods and energy and for final demand energy were both unchanged.

Product detail: Within the index for final demand goods in July, prices for meats rose 5.0 percent. The indexes for gas fuels; hay, hayseeds, and oilseeds; utility natural gas; and motor vehicles

also moved higher. In contrast, prices for diesel fuel dropped 7.1 percent. The indexes for gasoline, fresh fruits and melons, and plastic resins and materials also decreased.

Intermediate Demand by Commodity Type

Within intermediate demand in July, prices for processed goods fell 0.6 percent, the index for unprocessed goods rose 1.7 percent, and prices for services moved up 0.5 percent. (See tables B and C.)

Processed goods for intermediate demand: The index for processed goods for intermediate demand fell 0.6 percent in July, the sixth consecutive decline. Leading the decrease in July, prices for processed materials less foods and energy moved down 0.7 percent. The index for processed energy goods fell 0.9 percent. Conversely, prices for processed foods and feeds advanced 1.4 percent. For the 12 months ended in July, the index for processed goods for intermediate demand dropped 7.8 percent.

Product detail: Over 60 percent of the July decline in prices for processed goods for intermediate demand can be traced to a 7.6-percent decrease in the index for steel mill products. Prices for diesel fuel; industrial chemicals; plastic resins and materials; electric power; and natural, processed, and imitation cheese also fell. In contrast, the index for meats rose 5.0 percent. Prices for liquefied petroleum gas and for softwood lumber also advanced.

Unprocessed goods for intermediate demand: Prices for unprocessed goods for intermediate demand moved up 1.7 percent in July, the largest advance since jumping 4.8 percent in August 2022. The July increase can be traced to the index for unprocessed energy materials, which rose 8.0 percent. Conversely, prices for unprocessed nonfood materials less energy and for unprocessed foodstuffs and feedstuffs declined 3.1 percent and 0.9 percent, respectively. For the 12 months ended in July, the index for unprocessed goods for intermediate demand dropped 24.9 percent.

Product detail: Leading the advance in prices for unprocessed goods for intermediate demand, the index for crude petroleum rose 8.4 percent. Prices for natural gas; hay, hayseeds, and oilseeds; slaughter hogs; slaughter cattle; and carbon steel scrap also moved higher. In contrast, the index for nonferrous metal ores fell 4.5 percent. Prices for corn and for slaughter poultry also decreased.

Chart 1. One-month percent changes in selected PPI final demand price indexes, seasonally adjusted

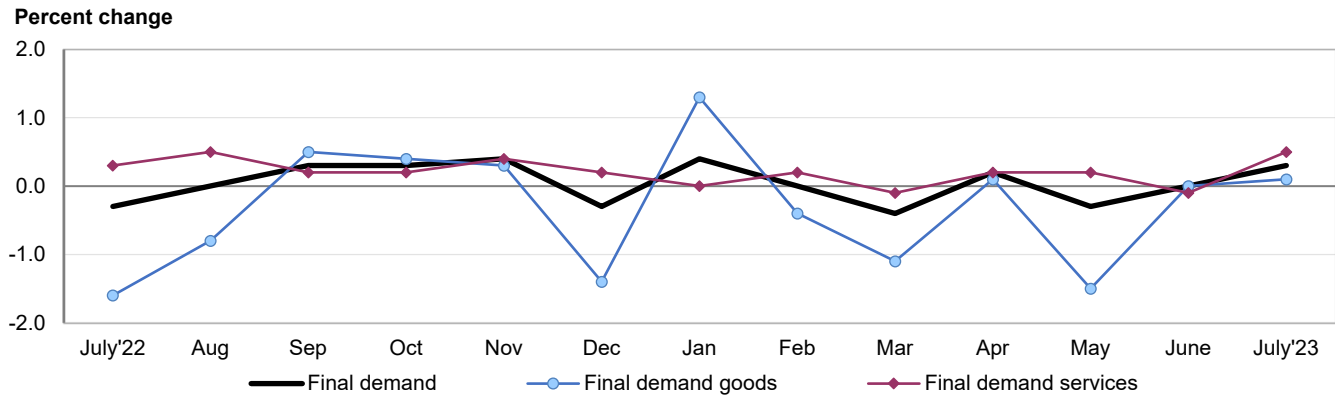


Chart 2. Twelve-month percent changes in selected PPI final demand price indexes, not seasonally adjusted

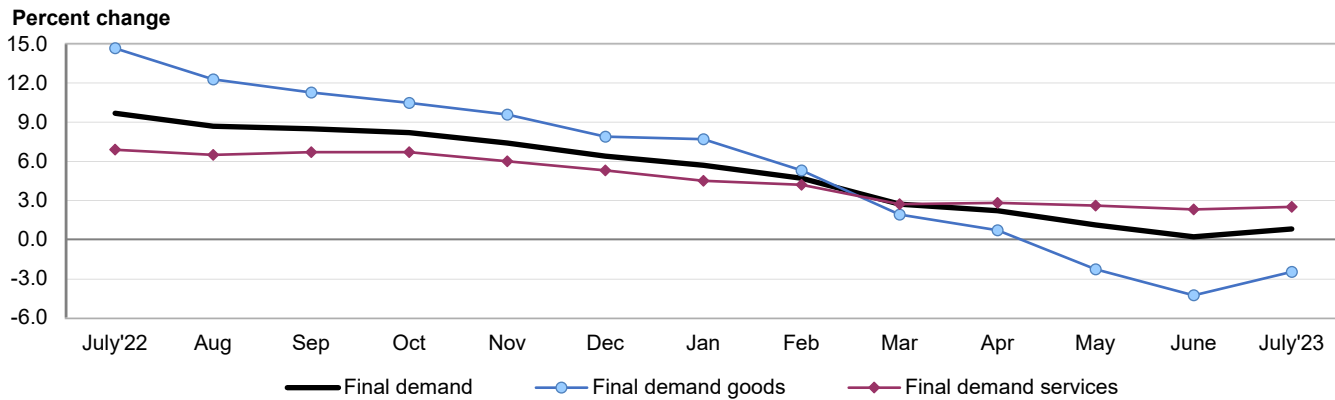


Table A. Monthly and 12-month percent changes in selected final demand price indexes, seasonally adjusted

Month	Total final demand	Final demand less foods, energy, and trade	Final demand goods				Final demand services				Change in final demand from 12 months ago (unadj.)	Change in final demand less foods, energy, and trade from 12 mo. ago (unadj.)
			Total	Foods	Energy	Less foods and energy	Total	Trade	Transportation and warehousing	Other		
2022												
July...	-0.3	0.2	-1.6	1.3	-8.3	0.2	0.3	0.8	-0.3	0.1	9.7	5.8
Aug...	0.0	0.2	-0.8	-0.2	-4.4	0.2	0.5	1.0	-1.1	0.4	8.7	5.6
Sept...	0.3	0.3	0.5	1.5	1.0	0.0	0.2	-0.3	-0.2	0.5	8.5	5.6
Oct....	0.3	0.2	0.4	0.7	1.5	0.0	0.2	0.2	0.0	0.2	8.2	5.5
Nov...	0.4	0.4	0.3	3.3	-2.3	0.3	0.4	0.5	-0.4	0.5	7.4	4.9
Dec...	-0.3	0.2	-1.4	-0.9	-6.3	0.1	0.2	0.3	0.0	0.2	6.4	4.7
2023												
Jan...	0.4	0.5	1.3	-1.3	5.4	0.6	0.0	-0.8	-0.5	0.5	5.7	4.4
Feb...	0.0	0.3	-0.4	-2.3	-0.8	0.3	0.2	-0.2	-0.8	0.4	4.7	4.5
Mar ¹ ...	-0.4	0.1	-1.1	0.2	-6.1	0.2	-0.1	-0.6	-0.7	0.2	2.7	3.7
Apr ¹ ...	0.2	0.1	0.1	-0.4	0.7	0.1	0.2	0.4	-2.4	0.5	2.2	3.3
May ¹ ...	-0.3	0.0	-1.5	-1.0	-6.9	0.1	0.2	0.9	-0.4	0.0	1.1	2.9
June ¹ ...	0.0	0.1	0.0	-0.2	0.7	-0.2	-0.1	-0.8	0.0	0.3	0.2	2.7
July...	0.3	0.2	0.1	0.5	0.0	0.0	0.5	0.7	0.5	0.3	0.8	2.7

¹ Some of the figures shown above and elsewhere in this release may differ from those previously reported because data for March 2023 through June 2023 have been revised to reflect the availability of late reports and corrections by respondents.

Table B. Monthly and 12-month percent changes in selected intermediate demand price indexes for goods by commodity type, seasonally adjusted

Month	Processed goods for intermediate demand					Unprocessed goods for intermediate demand				
	Total	Foods and feeds	Energy goods	Less foods and energy	Total, change from 12 months ago (unadj.)	Total	Food-stuffs and feed-stuffs	Energy materials	Nonfood materials less energy	Total, change from 12 months ago (unadj.)
2022										
July.....	-2.1	0.5	-8.0	-0.4	17.2	-8.8	-1.1	-14.2	-5.9	32.5
Aug.....	-1.2	-0.2	-3.7	-0.6	14.3	4.8	-0.9	10.9	0.5	36.9
Sept.....	-0.1	-0.1	2.0	-0.8	12.9	-3.1	1.3	-6.6	-0.6	29.2
Oct.....	-0.2	-0.2	1.5	-0.8	10.1	-9.7	-0.7	-18.1	-4.1	9.3
Nov.....	-0.5	0.8	-1.9	-0.2	7.6	-3.1	0.0	-6.7	-0.7	3.5
Dec.....	-2.5	-0.6	-9.8	-0.4	4.8	1.5	-0.2	5.2	-1.7	10.7
2023										
Jan.....	1.1	0.2	4.9	0.1	3.9	-4.7	-5.8	-7.0	2.1	2.8
Feb.....	-0.4	-2.1	-1.6	0.2	2.1	-4.9	-1.0	-10.9	0.3	-10.4
Mar. ¹	-1.0	-0.2	-3.9	-0.2	-1.0	-4.7	-0.7	-11.1	-0.9	-16.8
Apr. ¹	-0.5	-1.1	-2.9	0.2	-3.4	1.1	-1.5	3.7	1.8	-20.3
May ¹	-1.5	-1.8	-7.0	0.0	-7.1	-5.3	-4.6	-8.0	-2.6	-28.3
June ¹	-0.5	-1.1	-0.5	-0.4	-9.3	-1.2	1.0	-3.0	-2.0	-32.3
July.....	-0.6	1.4	-0.9	-0.7	-7.8	1.7	-0.9	8.0	-3.1	-24.9

¹ Some of the figures shown above and elsewhere in this release may differ from those previously reported because data for March 2023 through June 2023 have been revised to reflect the availability of late reports and corrections by respondents.

Services for intermediate demand: The index for services for intermediate demand increased 0.5 percent in July after no change in June. Half of the broad-based rise can be traced to margins for trade services for intermediate demand, which moved up 1.3 percent. The indexes for services less trade, transportation, and warehousing for intermediate demand and for transportation and warehousing services for intermediate demand also advanced, climbing 0.3 percent and 0.4 percent, respectively. For the 12 months ended in July, prices for services for intermediate demand rose 4.6 percent, the largest 12-month increase since moving up 6.2 percent in February.

Product detail: Within the index for services for intermediate demand in July, margins for chemicals and allied products wholesaling advanced 2.4 percent. The indexes for portfolio management; securities brokerage, dealing, investment advice, and related services; courier, messenger, and U.S. postal services; accounting services (partial); and hardware, building material, and supplies retailing also moved higher. Conversely, prices for business loans (partial) decreased 1.5 percent. The indexes for fuels and lubricants retailing and for arrangement of freight and cargo transportation also fell.

Table C. Monthly and 12-month percent changes in selected intermediate demand price indexes for services by commodity type, seasonally adjusted

Month	Services for intermediate demand				Total, change from 12 months ago (unadj.)
	Total	Trade	Transportation and warehousing	Other	
2022					
July.....	0.3	0.2	1.1	0.1	5.9
Aug.....	0.6	-0.9	-0.3	1.3	6.0
Sept.....	0.5	0.1	-0.4	0.8	6.2
Oct.....	0.4	0.0	0.6	0.5	6.7
Nov.....	0.8	0.9	-1.3	1.2	6.9
Dec.....	0.0	-1.3	0.0	0.4	6.0
2023					
Jan.....	1.0	0.8	0.5	1.1	6.3
Feb.....	0.3	-0.7	0.0	0.7	6.2
Mar. ¹	-0.3	0.9	-1.0	-0.5	4.5
Apr. ¹	0.7	0.8	-1.1	1.0	4.4
May ¹	0.2	-0.1	-0.4	0.4	3.9
June ¹	0.0	-0.6	-0.1	0.1	4.3
July.....	0.5	1.3	0.4	0.3	4.6

¹ Some of the figures shown above and elsewhere in this release may differ from those previously reported because data for March 2023 through June 2023 have been revised to reflect the availability of late reports and corrections by respondents.

Intermediate Demand by Production Flow

Stage 4 intermediate demand: Prices for stage 4 intermediate demand rose 0.3 percent in July after declining 0.1 percent in June. In July, the index for total services inputs to stage 4 intermediate demand increased 0.8 percent. In contrast, prices for total goods inputs moved down 0.3 percent. (See table D.) Advances in the indexes for portfolio management; securities brokerage, dealing, investment advice, and related services; meats; nonresidential property management fees; machinery and equipment parts and supplies wholesaling; and courier, messenger, and U.S. postal services outweighed falling prices for steel mill products, gross rents for retail properties, and corn. For the 12 months ended in July, the index for stage 4 intermediate demand rose 2.0 percent.

Stage 3 intermediate demand: Prices for stage 3 intermediate demand moved down 0.6 percent in July, the sixth consecutive decrease. In July, the index for total goods inputs to stage 3 intermediate demand declined 1.8 percent. Conversely, prices for total services inputs advanced 0.3 percent. Lower prices for steel mill products, corn, slaughter poultry, diesel fuel, plastic resins and materials, and business loans (partial) outweighed increases in the indexes for courier, messenger, and U.S. postal services; slaughter hogs; and slaughter cattle. For the 12 months ended in July, prices for stage 3 intermediate demand fell 6.9 percent.

Stage 2 intermediate demand: The index for stage 2 intermediate demand increased 1.4 percent in July, the largest advance since rising 3.0 percent in August 2022. In July, prices for total goods inputs to stage 2 intermediate demand moved up 3.3 percent, while the index for total services inputs was unchanged. Advancing prices for crude petroleum, gas fuels, oilseeds, prepared animal feeds, portfolio management, and accounting services (partial) outweighed decreases in the indexes for business loans (partial), fuels and lubricants retailing, and industrial chemicals. For the 12 months ended in July, prices for stage 2 intermediate demand declined 8.5 percent.

Stage 1 intermediate demand: The index for stage 1 intermediate demand was unchanged in July after moving down 0.2 percent in June. In July, a 0.8-percent advance in prices for total services inputs to stage 1 intermediate demand offset a 0.9-percent decrease in the index for total goods inputs. Increases in the indexes for portfolio management; securities brokerage, dealing, investment advice, and related services; hardware, building material, and supplies retailing; courier, messenger, and U.S. postal services; and natural gas to electric utilities offset declines in prices for steel mill products, diesel fuel, corn, gross rents for retail properties, and industrial chemicals. For the 12 months ended in July, prices for stage 1 intermediate demand fell 3.1 percent.

Table D. Monthly percent changes in selected intermediate demand price indexes by production flow, seasonally adjusted

Month	Stage 4 intermediate demand			Stage 3 intermediate demand			Stage 2 intermediate demand			Stage 1 intermediate demand		
	Total	Goods inputs	Ser-vices inputs	Total	Goods inputs	Ser-vices inputs	Total	Goods inputs	Ser-vices inputs	Total	Goods inputs	Ser-vices inputs
2022												
July.....	-0.4	-0.8	0.0	-1.2	-2.6	0.4	-4.1	-8.2	0.9	-1.6	-2.8	-0.3
Aug.....	0.3	0.0	0.6	-1.3	-2.6	0.1	3.0	4.8	1.2	-0.4	-1.2	0.5
Sept.....	0.4	0.1	0.7	0.0	-0.1	0.1	-1.9	-4.0	0.3	0.3	0.3	0.2
Oct.....	0.1	-0.1	0.2	-0.1	-0.6	0.5	-4.7	-9.8	0.8	0.1	-0.2	0.4
Nov.....	0.4	-0.2	1.0	-0.4	-1.1	0.3	-1.0	-2.9	0.8	0.1	-0.6	0.9
Dec.....	-0.4	-0.7	0.0	-2.0	-3.8	0.0	1.0	1.5	0.6	-1.8	-3.0	-0.4
2023												
Jan.....	1.0	0.8	1.2	0.2	-0.5	0.9	-0.9	-2.9	0.9	0.7	0.8	0.7
Feb.....	0.0	-0.1	0.2	-0.2	-0.6	0.1	-1.4	-4.6	1.2	-0.3	-0.4	-0.2
Mar. ¹	-0.3	-0.5	-0.1	-0.7	-1.1	-0.4	-2.5	-4.9	-0.7	-0.4	-1.0	0.2
Apr. ¹	0.3	-0.2	0.7	-0.2	-1.2	0.6	0.9	1.2	0.7	-0.1	-0.7	0.5
May ¹	-0.1	-0.5	0.2	-1.4	-2.9	-0.1	-1.3	-4.0	0.6	-0.9	-1.8	-0.1
June ¹	-0.1	0.0	-0.1	-0.2	-0.1	-0.2	-1.1	-2.4	-0.2	-0.2	-0.7	0.2
July.....	0.3	-0.3	0.8	-0.6	-1.8	0.3	1.4	3.3	0.0	0.0	-0.9	0.8

¹ Some of the figures shown above and elsewhere in this release may differ from those previously reported because data for March 2023 through June 2023 have been revised to reflect the availability of late reports and corrections by respondents.

Rebasing of Selected Producer Price Indexes

Effective with the release of data for July 2023, the Bureau of Labor Statistics rebased 6 Producer Price Index (PPI) commodity-based and 9 PPI industry-based price indexes to February 2023=100. These indexes are typically found in table 9 or table 11 of this report. To be considered for rebasing, an index must have dropped below a level of 25.0 with little chance of rising to previous levels, or the index must be part of an aggregation where the structure was rebased.

Rebasing is beneficial when indexes decline to a level such that relatively sizable month-to-month price changes are

not reflected in the index in a timely fashion. In general, the index base for the PPI program remains 1982=100, or for indexes introduced after that time, the date of index introduction. Only the indexes listed below are affected by this change.

For further information, contact the PPI Section of Index Analysis and Public Information at ppi-info@bls.gov or (202) 691-7705.

PPI Commodity Indexes Rebased

- 115 – Electronic computers and computer equipment
- 1151 – Electronic computers
- 115101 – Electronic computers
- 11510114 – Personal computers and workstations (excluding portable computers)
- 11510115 – Portable computers, laptops, tablets, and other single user computers
- 11510116 – Host computers, multiusers (mainframes, UNIX, and PC servers)

PPI Industry Indexes Rebased

- 334111 – Electronic computer manufacturing
- 334111-P – Primary products
- 334111-5 – Host computers, multiusers (mainframes, medium-scale systems, UNIX, and PC servers)
- 334111-7 – Single user computers, microprocessor based, general purpose
- 334111-72 – Portable computers, laptops, tablets, and other single use computers
- 334111-73 – Personal computers and workstations (excluding portable computers)
- 334111-M – Miscellaneous receipts
- 334111-S – Secondary products
- 334111-SS – Secondary products

Chart 1. The Final Demand Index and its component indexes, January 2019 through July 2023, 12-month percentage changes

Percent change

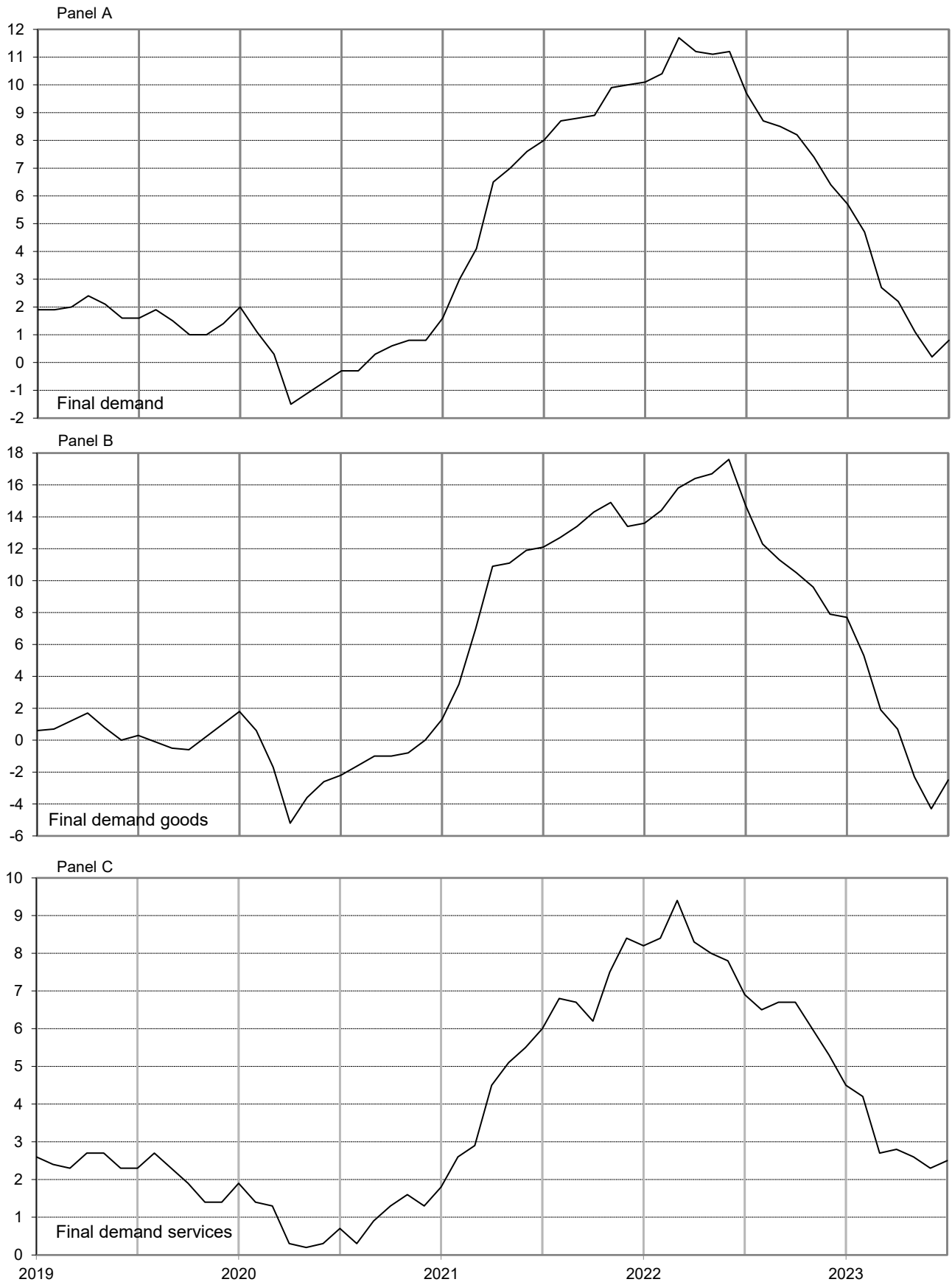


Chart 2. The Processed Goods for Intermediate Demand Index and its component indexes, January 2019 through July 2023, 12-month percentage changes

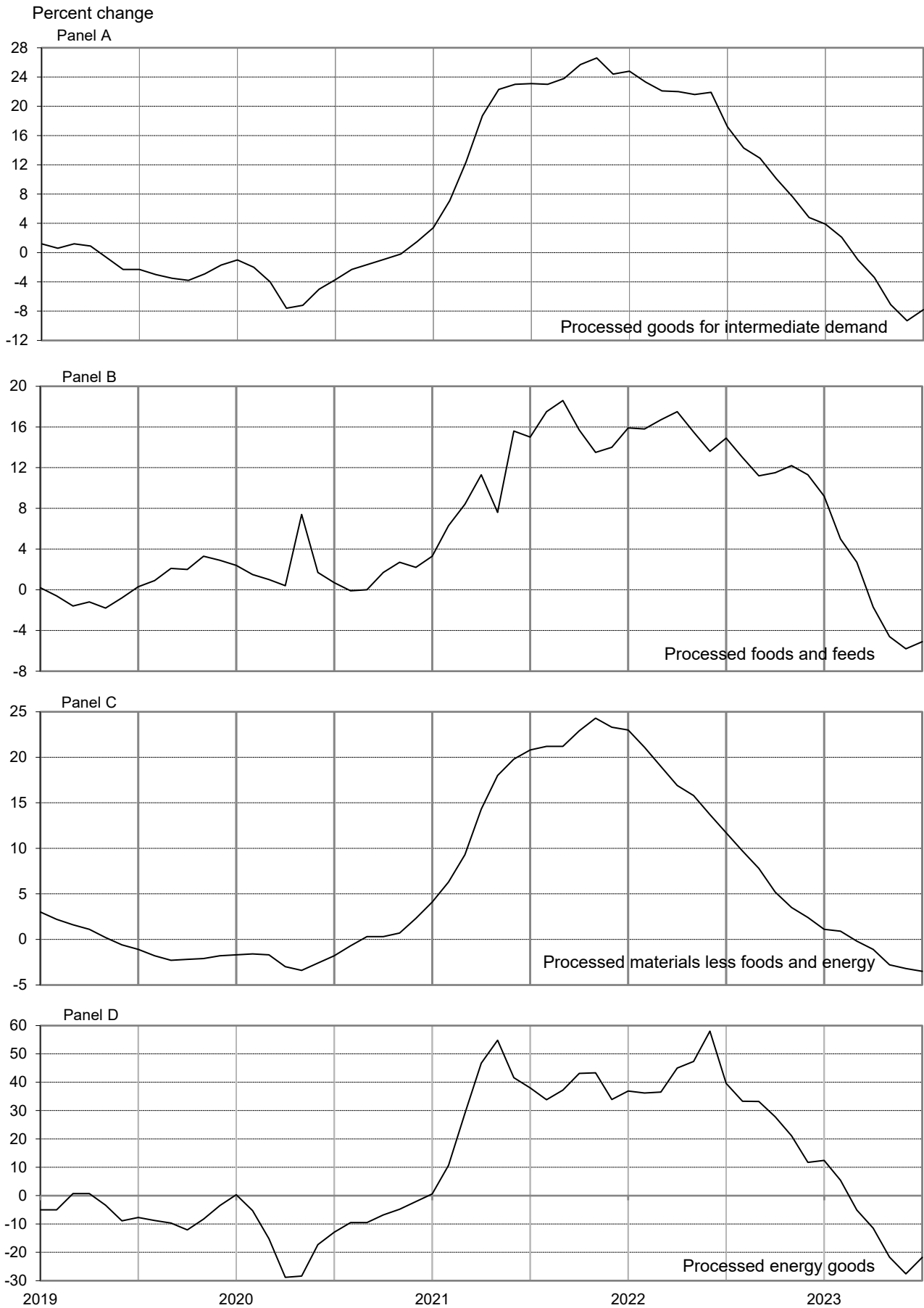


Chart 3. The Unprocessed Goods for Intermediate Demand Index and its component indexes, January 2019 through July 2023, 12-month percentage changes

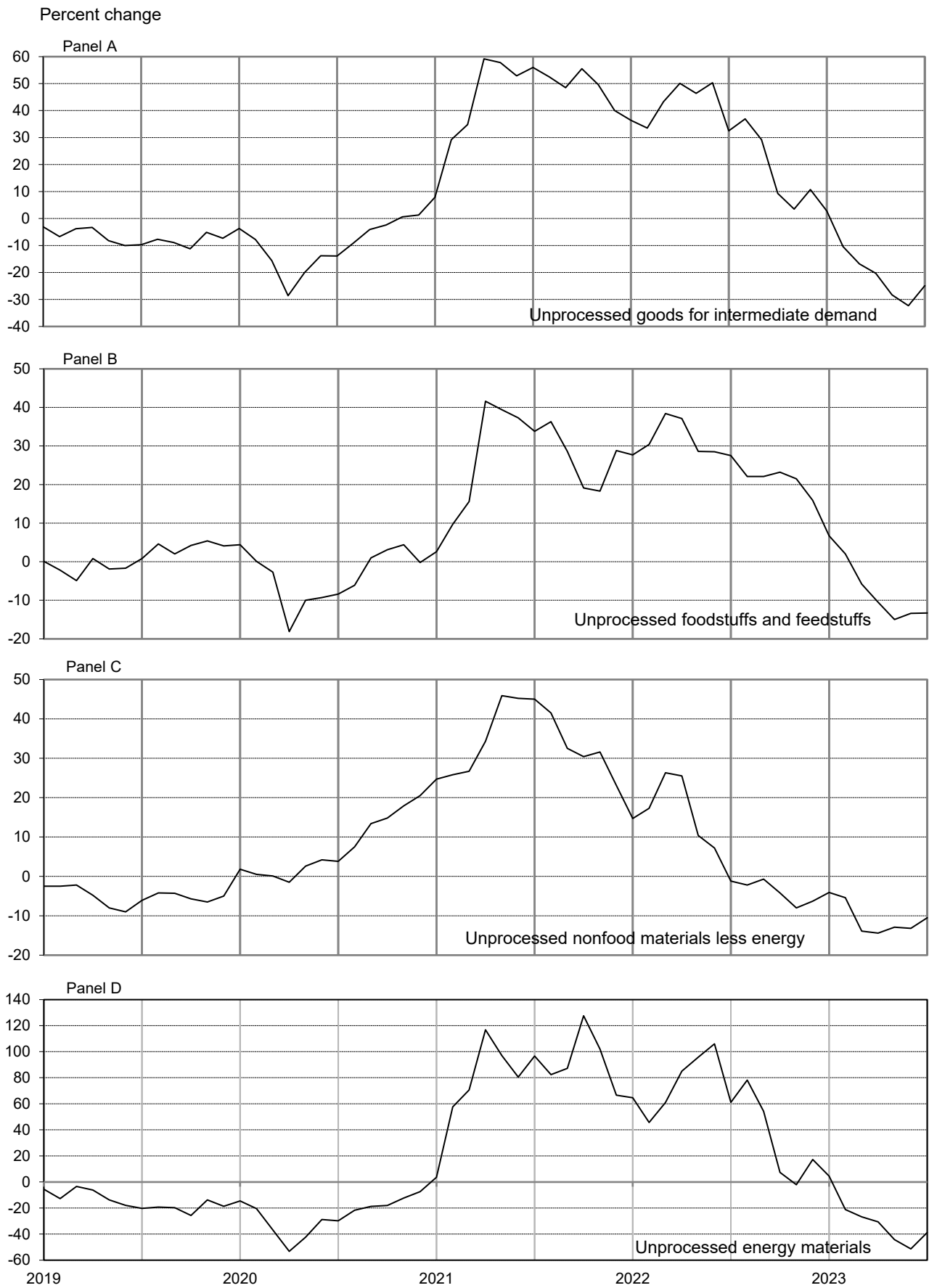
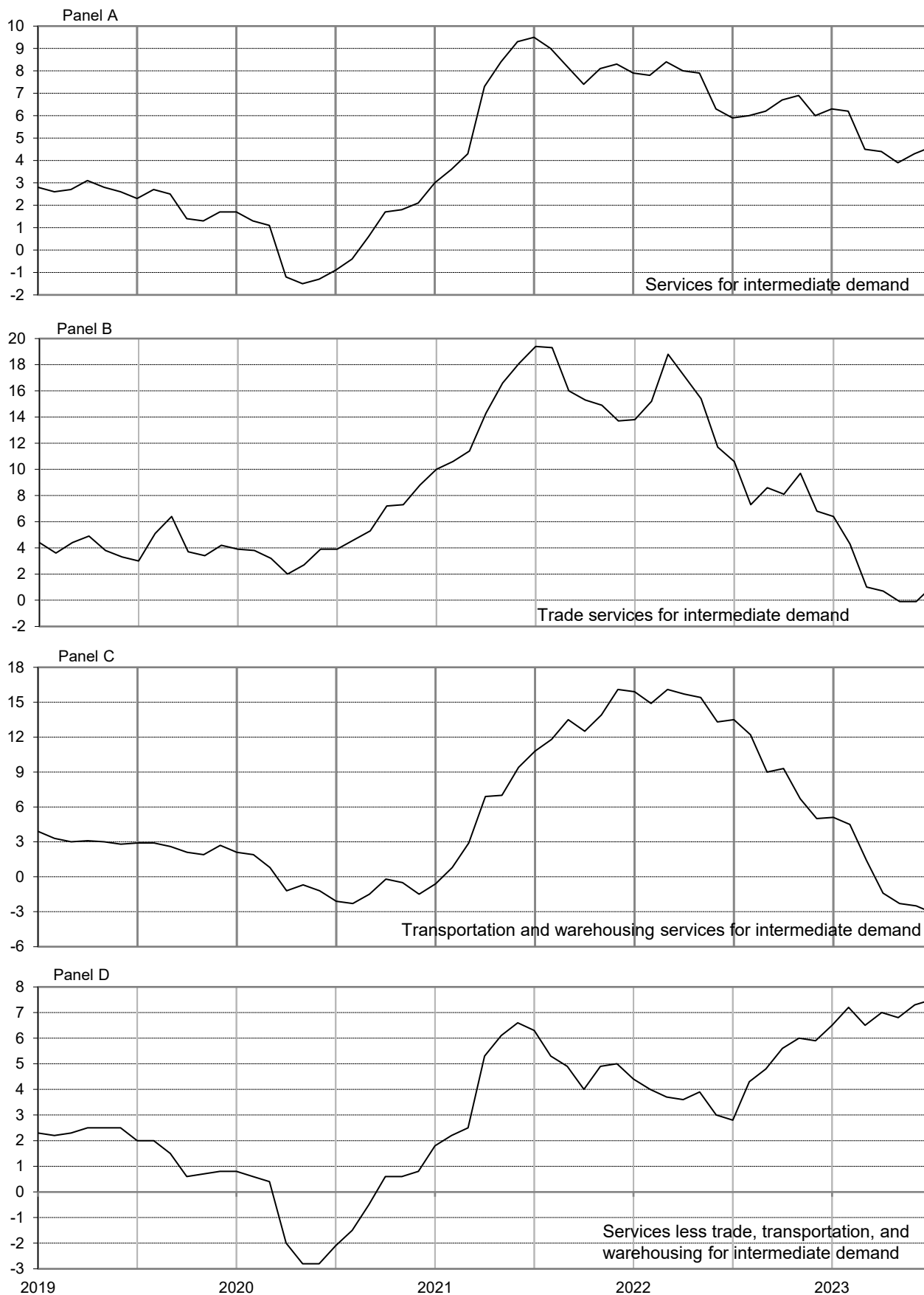


Chart 4. The Services for Intermediate Demand Index and its component indexes, January 2019 through July 2023, 12-month percentage changes

Percent change



Source: U.S. Bureau of Labor Statistics, Producer Price Index Program

Table 1. Producer price index percentage changes and weights for Final Demand-Intermediate Demand groupings, seasonally adjusted [July 2023]

Grouping	Commodity code		Relative Importance Dec. 2022 ¹	Unadjusted 12-month percent change ² July 2022 to July 2023 ^P	Seasonally adjusted 1-month percent change ²				
	Group code	Item code			Feb. to Mar.	Mar. to Apr. ^P	Apr. to May ^P	May to June ^P	June to July ^P
Final Demand									
Final demand.....	FD	4	100.000	0.8	-0.4	0.2	-0.3	0.0	0.3
Final demand goods.....	FD	41	30.653	-2.5	-1.1	0.1	-1.5	0.0	0.1
Final demand foods.....	FD	411	5.940	-0.2	0.2	-0.4	-1.0	-0.2	0.5
Finished consumer foods ³	FD	4111	4.511	0.7	0.7	-0.5	-0.9	0.2	0.2
Finished consumer foods, crude.....	FD	41113	0.606	-14.4	4.0	2.1	-16.3	2.1	-1.8
Finished consumer foods, processed.....	FD	41112	3.905	1.8	0.4	-0.8	0.8	0.0	0.4
Government purchased foods.....	FD	4112	0.406	0.4	0.3	-1.0	0.3	-0.3	1.5
Foods for export.....	FD	4113	1.023	-4.4	-1.9	0.2	-1.7	-1.9	1.6
Final demand energy.....	FD	412	5.853	-16.8	-6.1	0.7	-6.9	0.7	0.0
Finished consumer energy goods ³	FD	4121	4.451	-12.8	-6.6	2.3	-6.7	1.2	0.0
Government purchased energy.....	FD	4122	0.942	-27.4	-4.9	-4.5	-8.1	-0.6	-0.7
Energy for export.....	FD	4123	0.460	-33.0	-2.2	-5.7	-7.7	-1.1	1.0
Final demand goods less foods and energy.....	FD	413	18.859	1.9	0.2	0.1	0.1	-0.2	0.0
Finished goods less foods and energy ³	FD	4131	10.768	4.0	0.3	0.1	0.3	0.1	0.3
Finished consumer goods less foods and energy.....	FD	41311	5.731	3.7	0.3	0.0	0.3	0.0	0.2
Nondurable consumer goods less foods and energy.....	FD	413111	3.441	4.7	0.3	0.1	0.3	0.1	0.3
Durable consumer goods.....	FD	413112	2.290	2.3	0.2	-0.1	0.2	0.0	0.2
Private capital equipment.....	FD	41312	5.037	4.3	0.4	0.1	0.4	0.1	0.3
Private capital equipment for manufacturing industries.....	FD	413121	1.222	5.0	0.5	0.1	0.6	0.2	0.2
Private capital equipment for nonmanufacturing industries.....	FD	413122	3.815	4.0	0.4	0.1	0.3	0.1	0.3
Government purchased goods, excluding foods and energy.....	FD	4132	1.967	0.6	0.0	0.0	-0.1	-0.1	0.1
Government purchased goods excluding foods, energy, and capital equipment.....	FD	41321	1.160	-0.4	-0.2	-0.1	-0.2	-0.3	-0.1
Government purchased capital equipment.....	FD	41322	0.807	2.1	0.3	0.0	0.1	0.1	0.4
Goods for export, excluding foods and energy.....	FD	4133	6.124	-1.2	0.1	0.3	-0.2	-0.5	-0.4
Final demand services.....	FD	42	66.677	2.5	-0.1	0.2	0.2	-0.1	0.5
Final demand trade services ⁴	FD	423	19.700	1.2	-0.6	0.4	0.9	-0.8	0.7
Trade of finished goods ³	FD	4231	17.049	1.0	-0.7	0.3	0.9	-0.7	0.5
Trade of personal consumption goods.....	FD	42311	13.855	1.6	-0.9	0.3	1.0	-0.1	0.1
Trade of private capital equipment.....	FD	42312	3.194	-1.3	0.3	0.1	0.4	-3.0	2.1
Trade of government purchased goods.....	FD	4232	0.750	2.3	-0.3	1.3	0.5	-1.8	2.3
Trade of government purchased goods, excluding capital equipment.....	FD	42321	0.457	3.4	0.0	1.8	0.4	-0.4	2.0
Trade of government purchased capital equipment.....	FD	42322	0.293	0.6	-0.9	0.5	0.8	-4.1	2.7
Trade of exports.....	FD	4233	1.901	1.9	0.4	0.7	0.5	-2.0	2.0
Final demand transportation and warehousing services.....	FD	422	5.213	-6.0	-0.7	-2.4	-0.4	0.0	0.5
Transportation of passengers for final demand.....	FD	4221	1.275	3.4	1.3	-3.0	-0.8	1.8	1.7
Transportation of private passengers.....	FD	42211	0.860	3.4	1.3	-3.0	-0.8	1.8	1.7
Transportation of government passengers.....	FD	42212	0.103	3.3	1.3	-3.0	-0.8	1.8	1.6
Transportation of passengers for export.....	FD	42213	0.312	3.4	1.3	-3.1	-0.8	1.8	1.7
Transportation and warehousing of goods for final demand.....	FD	4222	3.938	-9.1	-1.4	-2.2	-0.3	-0.6	0.0
Transportation and warehousing of finished goods ³	FD	42221	2.567	-9.8	-1.5	-2.4	-0.3	-0.6	0.0
Transportation and warehousing of personal consumption goods.....	FD	422211	2.063	-9.5	-1.5	-2.4	-0.3	-0.6	0.1
Transportation and warehousing of private capital equipment.....	FD	422212	0.504	-11.0	-1.6	-2.6	-0.4	-0.7	-0.1
Transportation and warehousing of government purchased goods.....	FD	42222	0.233	-7.2	-1.3	-2.0	-0.5	-0.7	0.3
Transportation and warehousing of exports.....	FD	42223	1.138	-7.8	-1.3	-1.9	-0.2	-0.6	0.0
Final demand services less trade, transportation, and warehousing.....	FD	421	41.763	4.2	0.2	0.5	0.0	0.3	0.3
Finished services less trade, transportation, and warehousing ³	FD	4211	36.505	3.8	0.3	0.5	0.0	0.3	0.3
Finished consumer services less trade, transportation, and warehousing.....	FD	42111	32.158	4.0	0.3	0.5	-0.1	0.3	0.4
Private capital investment services less trade, transportation, and warehousing.....	FD	42112	4.347	2.9	0.3	0.1	0.4	0.2	-0.1
Government purchased services less trade, transportation, and warehousing.....	FD	4212	2.674	4.5	0.0	0.6	0.1	0.3	0.6
Gov. purchased services less trade, transportation, and warehousing, excl. capital investment.....	FD	42121	2.515	4.7	0.0	0.7	0.0	0.3	0.7
Government purchased capital investment services less trade, transportation, and warehousing.....	FD	42122	0.159	0.5	0.0	-0.4	0.4	0.3	-0.9
Services for export less trade, transportation, and warehousing.....	FD	4213	2.584	9.3	-0.8	0.8	0.6	0.3	0.5
Final demand construction.....	FD	43	2.670	3.8	0.1	-0.2	0.1	0.0	-1.3
Construction for private capital investment.....	FD	431	1.856	3.7	0.1	-0.1	0.1	0.0	-1.4
Construction for government.....	FD	432	0.814	3.8	0.2	-0.2	0.1	0.0	-1.1
Special Groupings of Final Demand									
Final demand less exports.....	FD	49101	86.458	1.1	-0.4	0.2	-0.3	0.1	0.3
Final demand less government.....	FD	49102	92.111	1.0	-0.4	0.2	-0.3	0.0	0.3

See footnotes at end of table.

Table 1. Producer price index percentage changes and weights for Final Demand-Intermediate Demand groupings, seasonally adjusted — Continued
[July 2023]

Grouping	Commodity code		Relative Importance Dec. 2022 ¹	Unadjusted 12-month percent change ² July 2022 to July 2023 ^P	Seasonally adjusted 1-month percent change ²				
	Group code	Item code			Feb. to Mar.	Mar. to Apr. ^P	Apr. to May ^P	May to June ^P	June to July ^P
Final demand less foods, food and nonalcoholic beverages for immediate consumption, and energy ⁵	FD	49103	87.791	2.4	0.0	0.2	0.2	-0.1	0.3
Final demand less foods and energy ⁵	FD	49104	88.207	2.4	0.0	0.2	0.2	-0.1	0.3
Final demand less foods and food and nonalcoholic beverages for immediate consumption ⁵	FD	49105	93.644	0.7	-0.5	0.2	-0.3	-0.1	0.3
Final demand less foods ⁵	FD	49106	94.060	0.9	-0.4	0.2	-0.3	0.0	0.3
Final demand less energy.....	FD	49107	94.147	2.2	0.0	0.2	0.1	-0.1	0.3
Final demand less trade services.....	FD	49108	80.300	0.7	-0.3	0.1	-0.6	0.2	0.2
Final demand less distributive services ⁶	FD	49109	76.362	1.2	-0.3	0.3	-0.6	0.2	0.2
Final demand goods less energy.....	FD	49111	24.799	1.4	0.2	0.0	-0.1	-0.2	0.1
Final demand goods less foods.....	FD	49112	24.712	-3.0	-1.4	0.3	-1.6	0.0	0.0
Final demand services less trade services.....	FD	49113	46.976	3.1	0.1	0.2	0.0	0.3	0.4
Final demand distributive services ⁶	FD	49114	23.638	-0.5	-0.7	-0.1	0.7	-0.8	0.6
Final demand goods plus final demand distributive services ⁶	FD	49115	54.290	-1.7	-0.9	0.0	-0.6	-0.3	0.3
Final demand less foods, energy, and trade services ⁵	FD	49116	68.507	2.7	0.1	0.1	0.0	0.1	0.2
Private and government purchased capital equipment.....	FD	49117	5.844	4.0	0.4	0.1	0.3	0.1	0.3
Private and government purchased capital investment services.....	FD	49118	8.497	0.5	0.2	0.0	0.4	-1.2	0.8
Total private and government purchased capital investment.....	FD	49119	14.341	2.1	0.2	0.0	0.3	-0.5	0.3
Total finished ³	FD	49201	78.567	1.4	-0.4	0.3	-0.2	0.1	0.3
Total finished less foods, food and nonalcoholic beverages for immediate consumption, and energy ^{3, 5}	FD	49202	69.193	2.7	0.0	0.2	0.2	0.0	0.3
Total finished less foods and energy ^{3, 5}	FD	49203	69.605	2.7	0.0	0.2	0.2	0.0	0.3
Total finished less foods and food and nonalcoholic beverages for immediate consumption ^{3, 5}	FD	49204	73.644	1.4	-0.4	0.3	-0.2	0.1	0.3
Total finished less foods ^{3, 5}	FD	49205	74.056	1.4	-0.4	0.3	-0.2	0.1	0.3
Total finished less energy ³	FD	49206	74.116	2.6	0.1	0.1	0.2	0.0	0.3
Finished goods ³	FD	49207	19.730	-1.1	-1.3	0.5	-1.6	0.3	0.2
Finished goods less energy ³	FD	49208	15.279	3.0	0.5	-0.1	0.0	0.1	0.2
Finished goods, excluding foods ^{3, 5}	FD	49209	15.219	-1.5	-1.9	0.7	-1.8	0.4	0.2
Finished services ³	FD	49210	56.981	2.4	0.0	0.2	0.2	0.0	0.4
Private capital investment services.....	FD	49211	8.045	0.4	0.2	-0.1	0.4	-1.1	0.8
Finished distributive services ^{3, 6}	FD	49212	19.616	-0.3	-0.8	-0.1	0.8	-0.7	0.4
Finished services less trade services ³	FD	49213	39.932	2.9	0.2	0.2	-0.1	0.3	0.3
Finished services less distributive services ^{3, 6}	FD	49214	37.365	3.8	0.3	0.4	0.0	0.3	0.3
Total private capital investment (goods, services, and construction).....	FD	49215	14.938	2.1	0.3	0.0	0.3	-0.6	0.3
Finished goods plus finished distributive services ^{3, 6}	FD	49216	39.346	-0.8	-1.0	0.2	-0.5	-0.2	0.3
Total exports.....	FD	49301	13.542	-0.9	-0.4	0.0	-0.3	-0.6	0.4
Goods for export.....	FD	49302	7.607	-3.8	-0.3	0.0	-0.8	-0.7	-0.1
Services for export.....	FD	49303	5.935	3.2	-0.4	0.0	0.4	-0.5	1.0
Total government purchases.....	FD	49401	7.889	-2.0	-0.6	-0.4	-0.9	-0.2	0.4
Government purchased goods.....	FD	49402	3.315	-8.1	-1.4	-1.4	-2.2	-0.3	0.1
Government purchased services.....	FD	49403	3.760	3.3	-0.1	0.5	0.1	-0.1	0.9
Total government purchased capital investment (goods, services, construction).....	FD	49404	2.073	2.4	0.1	0.0	0.2	-0.5	0.0
Government purchases, defense.....	FD	49405	2.344	-3.6	-0.5	-1.1	-1.0	-0.2	0.8
Government purchases, non-defense.....	FD	49406	5.545	-1.4	-0.7	0.0	-0.8	-0.2	0.2
Personal consumption.....	FD	49501	63.629	1.2	-0.5	0.3	-0.4	0.2	0.3
Personal consumption goods (finished consumer goods).....	FD	49502	14.693	-2.9	-1.9	0.6	-2.3	0.4	0.1
Personal consumption goods less energy.....	FD	49503	10.242	2.3	0.5	-0.2	-0.2	0.1	0.2
Personal consumption goods less foods.....	FD	49504	10.182	-4.2	-2.9	1.0	-2.9	0.5	0.1
Personal consumption nondurable goods less foods.....	FD	49508	7.892	-5.6	-3.8	1.4	-3.7	0.7	0.1
Personal consumption services.....	FD	49505	48.936	2.7	-0.1	0.3	0.2	0.2	0.3
Personal consumption less trade services.....	FD	49506	49.774	1.1	-0.4	0.3	-0.8	0.3	0.3
Personal consumption less distributive services ⁶	FD	49507	47.711	1.6	-0.4	0.5	-0.8	0.4	0.3
Personal consumption less foods and energy.....	FD	49510	54.667	2.8	0.0	0.2	0.2	0.1	0.3
Personal consumption less foods, energy, and trade services ⁴	FD	49511	40.812	3.3	0.2	0.2	-0.1	0.2	0.4
Personal consumption less foods, energy, and distributive services ⁶	FD	49512	38.749	3.9	0.3	0.3	0.0	0.3	0.4
Personal consumption goods plus personal consumption distributive services ⁶	FD	49509	30.611	-1.4	-1.4	0.3	-0.7	0.1	0.1
Intermediate Demand by Commodity Type									
Processed goods									
Processed goods for intermediate demand.....	ID6	1	100.000	-7.8	-1.0	-0.5	-1.5	-0.5	-0.6
Materials and components for manufacturing.....	ID6	11	42.908	-6.3	-0.4	0.3	-0.2	-0.7	-1.0
Materials for manufacturing.....	ID6	111	26.996	-10.8	-0.8	0.3	-0.2	-1.0	-1.6
Materials for food manufacturing.....	ID6	1111	4.432	-6.7	0.0	-1.1	-1.9	-1.6	0.8
Materials for nondurable manufacturing.....	ID6	1112	12.302	-12.3	-1.6	-0.2	-1.5	-1.5	-1.2
Materials for durable manufacturing.....	ID6	1113	10.262	-10.4	-0.1	1.4	1.9	-0.3	-3.1
Components for manufacturing.....	ID6	112	15.912	2.2	0.2	0.3	-0.1	0.0	0.0

See footnotes at end of table.

Table 1. Producer price index percentage changes and weights for Final Demand-Intermediate Demand groupings, seasonally adjusted — Continued
[July 2023]

Grouping	Commodity code		Relative Importance Dec. 2022 ¹	Unadjusted 12-month percent change ² July 2022 to July 2023 ^P	Seasonally adjusted 1-month percent change ²				
	Group code	Item code			Feb. to Mar.	Mar. to Apr. ^P	Apr. to May ^P	May to June ^P	June to July ^P
Components for nondurable manufacturing.....	ID6	1121	0.793	-1.5	-0.3	0.2	-0.2	-0.6	-0.5
Components for durable manufacturing.....	ID6	1122	15.119	2.4	0.2	0.3	0.0	0.0	0.0
Materials and components for construction.....	ID6	12	10.348	-0.1	0.4	0.1	0.0	-0.1	0.1
Materials for construction.....	ID6	121	4.574	-0.7	0.1	0.1	0.2	0.1	0.3
Components for construction.....	ID6	122	5.774	0.4	0.6	0.1	-0.2	-0.2	0.0
Processed fuels and lubricants for intermediate demand.....	ID6	13	19.830	-21.8	-3.9	-2.9	-7.0	-0.5	-0.9
Processed fuels and lubricants to manufacturing industries.....	ID6	131	5.016	-18.1	-0.7	-4.9	-4.5	0.1	-1.2
Processed fuels and lubricants to nonmanufacturing industries.....	ID6	132	14.814	-23.1	-5.0	-2.3	-7.8	-0.8	-0.8
Containers for intermediate demand.....	ID6	14	3.107	-0.3	-0.8	-0.2	0.3	-0.5	-0.5
Supplies for intermediate demand.....	ID6	15	23.807	-0.4	0.0	-0.3	-0.4	-0.3	0.2
Supplies to manufacturing industries.....	ID6	151	3.173	-0.5	0.1	0.0	-0.1	-0.2	-0.3
Supplies to nonmanufacturing industries.....	ID6	152	20.634	-0.4	-0.1	-0.3	-0.4	-0.3	0.3
Supplies to nonmanufacturing industries, feeds.....	ID6	1521	2.363	-5.1	-1.4	-1.5	-2.9	-0.8	3.1
Supplies to nonmanufacturing industries, other than feeds.....	ID6	1522	18.271	0.2	0.1	-0.1	-0.1	-0.2	0.0
Unprocessed goods									
Unprocessed goods for intermediate demand.....	ID6	2	100.000	-24.9	-4.7	1.1	-5.3	-1.2	1.7
Unprocessed foodstuffs and feedstuffs.....	ID6	21	36.058	-13.3	-0.7	-1.5	-4.6	1.0	-0.9
Unprocessed nonfood materials.....	ID6	22	63.942	-30.6	-7.2	2.8	-5.8	-2.6	3.4
Unprocessed nonfood materials except fuel.....	ID6	221	45.514	-17.3	-4.1	6.5	-6.3	-3.1	2.7
Unprocessed nonfood materials except fuel to manufacturing industries.....	ID6	2211	43.610	-18.4	-4.3	6.8	-6.6	-3.3	2.9
Unprocessed nonfood materials except fuel to nonmanufacturing industries.....	ID6	2212	1.904	8.4	0.1	0.1	0.0	0.7	0.1
Unprocessed fuel.....	ID6	222	18.428	-63.4	-20.0	-15.3	-2.3	0.3	7.3
Unprocessed fuel to manufacturing industries.....	ID6	2221	0.982	-28.9	-7.9	-1.9	-2.8	3.1	2.5
Unprocessed fuel to nonmanufacturing industries.....	ID6	2222	17.446	-65.4	-21.0	-16.6	-2.3	0.0	7.9
Services									
Services for intermediate demand.....	ID6	3	100.000	4.6	-0.3	0.7	0.2	0.0	0.5
Trade services for intermediate demand ⁴	ID6	33	18.127	1.1	0.9	0.8	-0.1	-0.6	1.3
Trade services for manufacturing industries.....	ID6	331	8.929	1.6	1.8	0.6	-0.4	-1.2	1.1
Trade services for nonmanufacturing industries.....	ID6	332	9.198	0.6	0.0	1.0	0.2	-0.1	1.5
Transportation and warehousing services for intermediate demand.....	ID6	32	14.516	-3.1	-1.0	-1.1	-0.4	-0.1	0.4
Transportation of passengers for intermediate demand.....	ID6	321	1.069	3.3	1.3	-3.0	-0.8	1.8	1.6
Transportation of passengers for manufacturing industries.....	ID6	3211	0.127	3.4	1.3	-3.1	-0.8	1.8	1.7
Transportation of passengers for nonmanufacturing industries.....	ID6	3212	0.942	3.3	1.3	-3.0	-0.8	1.8	1.6
Transportation and warehousing of goods for intermediate demand.....	ID6	322	13.447	-3.6	-1.1	-0.9	-0.4	-0.2	0.3
Transportation and warehousing of goods for manufacturing industries.....	ID6	3221	2.941	-6.7	-1.2	-1.7	-0.1	-0.7	-0.2
Transportation and warehousing of goods for nonmanufacturing industries.....	ID6	3222	10.506	-2.7	-1.1	-0.7	-0.5	-0.1	0.5
Services less trade, transportation, and warehousing for intermediate demand.....	ID6	31	67.357	7.5	-0.5	1.0	0.4	0.1	0.3
Services less trade, transportation, and warehousing for manufacturing industries.....	ID6	311	2.068	4.0	0.2	0.5	0.1	-0.1	0.3
Services less trade, transportation, and warehousing for nonmanufacturing industries.....	ID6	312	65.288	7.7	-0.5	1.0	0.5	0.1	0.3
Construction									
Construction for intermediate demand.....	ID6	4	100.000	4.4	0.4	0.1	1.4	0.1	0.3
Special Groupings of Intermediate Demand by Commodity Type									
Processed materials less foods and feeds.....	ID6	9111	90.968	-8.0	-1.1	-0.5	-1.5	-0.4	-0.7
Processed foods and feeds.....	ID6	9112	9.032	-5.1	-0.2	-1.1	-1.8	-1.1	1.4
Processed energy goods.....	ID6	9113	19.830	-21.8	-3.9	-2.9	-7.0	-0.5	-0.9
Processed materials less energy.....	ID6	9118	80.170	-3.7	-0.2	0.1	-0.2	-0.5	-0.5
Processed materials less foods and energy.....	ID6	9115	71.138	-3.5	-0.2	0.2	0.0	-0.4	-0.7
Intermediate distributive services ⁷	ID6	9116	31.574	-0.9	0.0	0.1	-0.2	-0.5	0.9
Processed goods plus intermediate distributive services.....	ID6	9117	-	-5.8	-0.7	-0.3	-1.1	-0.5	-0.1
Unprocessed materials less agricultural products.....	ID6	9211	58.389	-31.0	-7.2	2.9	-5.8	-3.1	4.9
Unprocessed energy materials ⁸	ID6	9212	43.623	-38.8	-11.1	3.7	-8.0	-3.0	8.0
Unprocessed materials less energy.....	ID6	9213	56.377	-12.2	-0.7	-0.3	-3.8	-0.2	-1.8
Unprocessed nonfood materials less energy ⁹	ID6	9216	20.319	-10.5	-0.9	1.8	-2.6	-2.0	-3.1
Intermediate Demand by Production Flow									
Stage 4 Intermediate Demand									
Stage 4 intermediate demand.....	ID5	4	100.000	2.0	-0.3	0.3	-0.1	-0.1	0.3
Inputs to stage 4 goods producers.....	ID5	41	30.237	-0.6	0.3	-0.1	0.0	-0.4	-0.2
Goods.....	ID5	411	22.423	-1.5	-0.3	-0.1	-0.2	-0.1	-0.5

See footnotes at end of table.

Table 1. Producer price index percentage changes and weights for Final Demand-Intermediate Demand groupings, seasonally adjusted — Continued
 [July 2023]

Grouping	Commodity code		Relative Importance Dec. 2022 ¹	Unadjusted 12-month percent change ² July 2022 to July 2023 ^P	Seasonally adjusted 1-month percent change ²				
	Group code	Item code			Feb. to Mar.	Mar. to Apr. ^P	Apr. to May ^P	May to June ^P	June to July ^P
Foods.....	ID5	4111	3.300	-7.0	-2.1	-0.3	-2.1	-0.4	-1.3
Energy.....	ID5	4112	0.220	-17.4	6.3	-14.4	-10.4	4.1	0.7
Goods excluding foods and energy.....	ID5	4113	18.903	-0.4	0.0	0.2	0.3	-0.1	-0.4
Services.....	ID5	412	7.814	2.0	2.0	-0.1	0.5	-1.2	0.7
Trade services.....	ID5	4123	5.817	2.1	2.8	-0.2	0.7	-1.6	0.9
Transportation and warehousing services.....	ID5	4122	0.515	-4.8	-0.6	-1.5	-0.6	-0.2	0.3
Transportation of passengers.....	ID5	41221	0.077	3.4	1.3	-3.1	-0.8	1.8	1.7
Transportation and warehousing of goods.....	ID5	41222	0.438	-6.2	-1.0	-1.2	-0.6	-0.5	0.1
Services less trade, transportation, and warehousing.....	ID5	4121	1.482	4.3	-0.1	0.7	0.1	0.2	0.4
Inputs to stage 4 services producers.....	ID5	42	54.970	4.8	-0.6	0.5	0.1	0.1	0.6
Goods.....	ID5	421	13.984	-1.3	-0.8	-0.7	-0.7	0.1	0.0
Foods.....	ID5	4211	2.360	-4.8	0.1	-1.4	-0.5	-0.3	1.3
Energy.....	ID5	4212	4.133	-5.1	-2.8	-1.4	-2.0	0.4	-0.8
Goods excluding foods and energy.....	ID5	4213	7.491	1.8	0.1	-0.1	-0.1	0.0	0.0
Services.....	ID5	422	40.934	7.2	-0.5	0.9	0.3	0.1	0.8
Trade services.....	ID5	4223	4.078	2.8	0.5	0.7	0.6	-0.7	1.3
Transportation and warehousing services.....	ID5	4222	3.742	1.1	-0.4	-0.8	-1.1	0.0	1.4
Transportation of passengers.....	ID5	42221	0.490	3.4	1.3	-3.0	-0.8	1.8	1.7
Transportation and warehousing of goods.....	ID5	42222	3.252	0.8	-0.7	-0.4	-1.1	-0.3	1.3
Services less trade, transportation, and warehousing.....	ID5	4221	33.114	8.6	-0.6	1.1	0.5	0.2	0.7
Construction.....	ID5	423	0.052	4.4	0.4	0.1	1.4	0.1	0.3
Inputs to stage 4 construction producers.....	ID5	43	14.792	-2.3	-0.2	0.3	-1.0	0.1	0.1
Goods.....	ID5	431	10.801	-2.4	-0.4	0.3	-1.0	0.1	-0.1
Energy.....	ID5	4312	0.855	-28.8	-7.7	2.9	-12.0	1.4	-2.1
Goods excluding foods and energy.....	ID5	4313	9.946	0.8	0.3	0.1	0.1	0.0	0.1
Services.....	ID5	432	3.991	-2.1	0.4	0.1	-1.1	0.0	0.8
Trade services.....	ID5	4323	1.692	-2.9	1.4	0.6	-2.5	0.2	1.5
Transportation and warehousing services.....	ID5	4322	0.725	-10.2	-1.4	-2.4	-0.6	-0.6	-0.1
Transportation of passengers.....	ID5	43221	0.015	3.4	1.3	-3.1	-0.8	1.8	1.7
Transportation and warehousing of goods.....	ID5	43222	0.710	-10.5	-1.4	-2.4	-0.6	-0.7	-0.1
Services less trade, transportation, and warehousing.....	ID5	4321	1.574	3.7	0.1	0.7	0.2	0.1	0.3
Stage 3 Intermediate Demand									
Stage 3 intermediate demand.....	ID5	3	100.000	-6.9	-0.7	-0.2	-1.4	-0.2	-0.6
Inputs to stage 3 goods producers.....	ID5	31	45.352	-10.8	-0.1	-0.5	-1.8	-0.1	-1.4
Goods.....	ID5	311	35.807	-12.9	-0.3	-0.6	-1.9	0.0	-2.0
Foods.....	ID5	3111	11.906	-17.6	-0.2	-2.2	-5.6	1.4	-2.2
Energy.....	ID5	3112	1.292	-32.9	2.5	-7.0	-7.1	0.5	-2.0
Goods excluding foods and energy.....	ID5	3113	22.609	-8.9	-0.6	0.6	0.2	-0.6	-1.9
Services.....	ID5	312	9.545	-2.2	0.6	0.1	-1.3	-0.7	0.4
Trade services.....	ID5	3123	5.175	-0.3	1.7	1.0	-2.2	-0.9	0.7
Transportation and warehousing services.....	ID5	3122	3.002	-8.0	-1.3	-2.1	-0.2	-0.5	0.0
Transportation of passengers.....	ID5	31221	0.144	3.4	1.3	-3.1	-0.8	1.8	1.7
Transportation and warehousing of goods.....	ID5	31222	2.858	-8.6	-1.5	-2.0	-0.2	-0.7	-0.1
Services less trade, transportation, and warehousing.....	ID5	3121	1.368	4.4	0.1	0.7	0.3	0.1	0.3
Inputs to stage 3 services producers.....	ID5	32	53.518	-3.2	-1.2	0.0	-1.1	-0.2	0.0
Goods.....	ID5	321	10.628	-23.6	-3.5	-3.2	-6.7	-0.8	-1.2
Foods.....	ID5	3211	0.090	-0.4	-1.0	-2.6	0.4	-1.4	0.0
Energy.....	ID5	3212	6.619	-34.5	-5.4	-5.1	-10.7	-1.2	-2.0
Goods excluding foods and energy.....	ID5	3213	3.919	-0.3	-0.3	-0.1	-0.3	-0.2	-0.1
Services.....	ID5	322	42.317	3.6	-0.6	0.8	0.2	-0.1	0.3
Trade services.....	ID5	3223	2.614	3.2	-0.9	2.3	-0.8	0.4	2.1
Transportation and warehousing services.....	ID5	3222	10.018	-2.0	-1.2	-0.4	-0.4	0.2	0.4
Transportation of passengers.....	ID5	32221	0.021	0.2	0.2	-0.3	0.0	-0.1	0.2
Transportation and warehousing of goods.....	ID5	32222	9.997	-2.0	-1.2	-0.4	-0.4	0.2	0.4
Services less trade, transportation, and warehousing.....	ID5	3221	29.685	5.5	-0.5	1.1	0.5	-0.2	0.1
Construction.....	ID5	323	0.573	4.4	0.4	0.1	1.4	0.1	0.3
Inputs to stage 3 construction producers.....	ID5	33	1.131	-4.4	-0.1	-0.6	-0.4	0.9	1.2
Goods.....	ID5	331	0.566	-3.2	-0.4	-0.2	-0.1	0.1	0.1
Goods excluding foods and energy.....	ID5	3313	0.566	-3.2	-0.4	-0.2	-0.1	0.1	0.1
Services.....	ID5	332	0.565	-4.8	0.2	-1.0	-0.6	1.8	2.3
Trade services.....	ID5	3323	0.521	-5.2	0.3	-1.1	-0.7	1.9	2.5
Transportation and warehousing services.....	ID5	3322	0.015	-1.7	-1.4	-0.1	0.4	-0.8	0.2
Transportation and warehousing of goods.....	ID5	33222	0.015	-1.7	-1.4	-0.1	0.4	-0.8	0.2
Services less trade, transportation, and warehousing.....	ID5	3321	0.029	4.9	-0.1	0.4	0.3	-0.2	0.5
Stage 2 Intermediate Demand									

See footnotes at end of table.

Table 1. Producer price index percentage changes and weights for Final Demand-Intermediate Demand groupings, seasonally adjusted — Continued
[July 2023]

Grouping	Commodity code		Relative Importance Dec. 2022 ¹	Unadjusted 12-month percent change ² July 2022 to July 2023 ^P	Seasonally adjusted 1-month percent change ²				
	Group code	Item code			Feb. to Mar.	Mar. to Apr. ^P	Apr. to May ^P	May to June ^P	June to July ^P
Stage 2 intermediate demand.....	ID5	2	100.000	-8.5	-2.5	0.9	-1.3	-1.1	1.4
Inputs to stage 2 goods producers.....	ID5	21	54.274	-18.9	-4.1	1.3	-3.0	-2.1	2.8
Goods.....	ID5	211	40.812	-24.9	-5.5	1.5	-4.5	-2.6	3.8
Foods.....	ID5	2111	4.355	-5.9	-3.0	-0.4	-2.5	-3.2	4.5
Energy.....	ID5	2112	21.042	-39.2	-11.0	3.2	-8.5	-3.3	8.7
Goods excluding foods and energy.....	ID5	2113	15.415	-7.8	0.0	0.2	-0.8	-1.8	-1.1
Services.....	ID5	212	13.197	3.6	-0.3	0.8	0.7	-0.9	0.4
Trade services.....	ID5	2123	5.150	2.7	0.1	2.1	1.2	-1.4	1.2
Transportation and warehousing services.....	ID5	2122	4.488	-0.5	-0.6	-0.8	0.2	-0.7	-0.3
Transportation of passengers.....	ID5	21221	0.168	3.3	1.3	-2.9	-0.7	1.7	1.6
Transportation and warehousing of goods.....	ID5	21222	4.320	-0.6	-0.6	-0.7	0.3	-0.8	-0.4
Services less trade, transportation, and warehousing.....	ID5	2121	3.559	10.6	-0.7	1.0	0.6	-0.2	0.0
Construction.....	ID5	213	0.265	4.4	0.4	0.1	1.4	0.1	0.3
Inputs to stage 2 services producers.....	ID5	22	45.725	5.6	-0.8	0.6	0.4	-0.1	-0.1
Goods.....	ID5	221	5.072	-3.3	-0.6	-0.3	-1.0	-0.3	-0.1
Foods.....	ID5	2211	0.055	-15.1	-2.8	-0.8	-2.9	-1.9	-0.3
Energy.....	ID5	2212	0.357	-28.8	-6.8	-2.8	-11.9	-1.2	-0.2
Goods excluding foods and energy.....	ID5	2213	4.660	-0.9	0.0	-0.1	-0.2	-0.2	-0.1
Services.....	ID5	222	39.767	7.0	-0.9	0.7	0.6	0.0	-0.1
Trade services.....	ID5	2223	2.238	0.4	-3.4	0.6	3.6	-0.9	-0.9
Transportation and warehousing services.....	ID5	2222	2.862	-12.1	-2.3	-1.8	-0.7	1.3	-0.7
Transportation of passengers.....	ID5	22221	0.390	3.4	1.3	-3.0	-0.8	1.8	1.7
Transportation and warehousing of goods.....	ID5	22222	2.472	-14.4	-2.9	-1.5	-0.7	1.2	-1.1
Services less trade, transportation, and warehousing.....	ID5	2221	34.667	9.2	-0.6	0.9	0.5	-0.1	0.0
Construction.....	ID5	223	0.886	4.4	0.4	0.1	1.4	0.1	0.3
Stage 1 Intermediate Demand									
Stage 1 intermediate demand.....	ID5	1	100.000	-3.1	-0.4	-0.1	-0.9	-0.2	0.0
Inputs to stage 1 goods producers.....	ID5	11	33.533	-8.1	-0.7	-0.4	-1.4	-0.7	-0.6
Goods.....	ID5	111	24.780	-11.3	-1.2	-0.8	-1.5	-0.8	-1.3
Foods.....	ID5	1111	3.351	-12.9	-4.4	-0.8	-3.1	-0.4	-2.6
Energy.....	ID5	1112	3.963	-19.3	-0.8	-7.3	-7.5	0.0	0.8
Goods excluding foods and energy.....	ID5	1113	17.466	-9.3	-0.7	0.6	0.0	-1.1	-1.4
Services.....	ID5	112	8.752	1.1	0.6	0.7	-1.1	-0.4	1.1
Trade services.....	ID5	1123	5.298	-0.3	1.2	1.0	-1.9	-0.8	1.2
Transportation and warehousing services.....	ID5	1122	0.599	-0.4	-2.3	-0.6	2.0	-0.9	0.7
Transportation of passengers.....	ID5	11221	0.103	3.4	1.3	-3.1	-0.8	1.8	1.7
Transportation and warehousing of goods.....	ID5	11222	0.496	-1.3	-3.0	0.0	2.6	-1.5	0.5
Services less trade, transportation, and warehousing.....	ID5	1121	2.855	4.7	0.0	0.5	-0.3	0.3	1.0
Construction.....	ID5	113	0.001	4.4	0.4	0.1	1.4	0.1	0.3
Inputs to stage 1 services producers.....	ID5	12	53.646	0.8	-0.3	0.2	-0.6	0.1	0.3
Goods.....	ID5	121	16.434	-8.3	-1.2	-0.7	-2.5	-0.6	-0.8
Foods.....	ID5	1211	0.115	-32.5	6.2	3.0	-26.6	-12.8	-0.1
Energy.....	ID5	1212	5.528	-24.9	-3.6	-2.6	-7.0	-1.5	-2.5
Goods excluding foods and energy.....	ID5	1213	10.791	2.7	0.0	0.3	0.0	-0.1	0.0
Services.....	ID5	122	37.209	5.7	0.0	0.5	0.2	0.4	0.7
Trade services.....	ID5	1223	3.617	2.5	0.4	0.8	0.2	-0.1	1.3
Transportation and warehousing services.....	ID5	1222	4.373	0.7	-0.2	-1.5	-0.4	0.4	1.4
Transportation of passengers.....	ID5	12221	1.342	3.4	1.3	-3.1	-0.8	1.8	1.7
Transportation and warehousing of goods.....	ID5	12222	3.031	-0.6	-0.9	-0.8	-0.2	-0.3	1.3
Services less trade, transportation, and warehousing.....	ID5	1221	29.219	6.9	0.0	0.8	0.3	0.4	0.5
Construction.....	ID5	123	0.003	4.4	0.4	0.1	1.4	0.1	0.3
Inputs to stage 1 construction producers.....	ID5	13	12.821	-5.0	0.0	-0.6	-1.1	0.0	0.2
Goods.....	ID5	131	9.208	-4.4	-0.1	-0.4	-1.2	-0.3	-0.4
Energy.....	ID5	1312	0.934	-41.5	-3.8	-5.6	-13.0	-3.4	-5.4
Goods excluding foods and energy.....	ID5	1313	8.274	1.2	0.3	0.1	0.0	0.0	0.0
Services.....	ID5	132	3.613	-6.1	0.3	-1.0	-1.0	0.9	1.7
Trade services.....	ID5	1323	2.667	-4.1	0.9	-0.5	-1.2	1.4	2.2
Transportation and warehousing services.....	ID5	1322	0.854	-11.9	-1.7	-2.8	-0.3	-0.7	-0.1
Transportation and warehousing of goods.....	ID5	13222	0.854	-11.9	-1.7	-2.8	-0.3	-0.7	-0.1
Services less trade, transportation, and warehousing.....	ID5	1321	0.092	7.2	0.5	1.0	-0.1	0.0	0.6
Special Groupings of Intermediate Demand by Production Flow									
Total goods inputs to stage 4 intermediate demand.....	ID5	9411	47.208	-1.6	-0.5	-0.2	-0.5	0.0	-0.3
Total services inputs to stage 4 intermediate demand.....	ID5	9412	52.739	5.5	-0.1	0.7	0.2	-0.1	0.8
Total construction inputs to stage 4 intermediate demand.....	ID5	9413	0.052	4.4	0.4	0.1	1.4	0.1	0.3
Total foods inputs to stage 4 intermediate demand.....	ID5	9414	5.660	-6.0	-1.2	-0.7	-1.4	-0.4	-0.2

See footnotes at end of table.

Table 1. Producer price index percentage changes and weights for Final Demand-Intermediate Demand groupings, seasonally adjusted — Continued
[July 2023]

Grouping	Commodity code		Relative Importance Dec. 2022 ¹	Unadjusted 12-month percent change ² July 2022 to July 2023 ^p	Seasonally adjusted 1-month percent change ²				
	Group code	Item code			Feb. to Mar.	Mar. to Apr. ^p	Apr. to May ^p	May to June ^p	June to July ^p
Total energy goods inputs to stage 4 intermediate demand.....	ID5	9415	5.208	-10.5	-3.4	-1.2	-4.1	0.7	-0.9
Total goods less foods and energy inputs to stage 4 intermediate demand.	ID5	9416	36.340	0.4	0.1	0.1	0.1	-0.1	-0.2
Total goods inputs to stage 3 intermediate demand.....	ID5	9311	47.001	-15.4	-1.1	-1.2	-2.9	-0.1	-1.8
Total services inputs to stage 3 intermediate demand.....	ID5	9312	52.427	2.2	-0.4	0.6	-0.1	-0.2	0.3
Total construction inputs to stage 3 intermediate demand.....	ID5	9313	0.573	4.4	0.4	0.1	1.4	0.1	0.3
Total foods inputs to stage 3 intermediate demand.....	ID5	9314	11.996	-17.5	-0.2	-2.2	-5.5	1.4	-2.2
Total energy goods inputs to stage 3 intermediate demand.....	ID5	9315	7.911	-34.3	-4.1	-5.4	-10.1	-0.9	-2.0
Total goods less foods and energy inputs to stage 3 intermediate demand.	ID5	9316	27.094	-7.7	-0.5	0.5	0.1	-0.5	-1.6
Total goods inputs to stage 2 intermediate demand.....	ID5	9211	45.884	-22.7	-4.9	1.2	-4.0	-2.4	3.3
Total services inputs to stage 2 intermediate demand.....	ID5	9212	52.964	6.2	-0.7	0.7	0.6	-0.2	0.0
Total construction inputs to stage 2 intermediate demand.....	ID5	9213	1.151	4.4	0.4	0.1	1.4	0.1	0.3
Total foods inputs to stage 2 intermediate demand.....	ID5	9214	4.410	-6.0	-2.9	-0.4	-2.5	-3.2	4.4
Total energy goods inputs to stage 2 intermediate demand.....	ID5	9215	21.399	-39.0	-10.9	3.0	-8.6	-3.3	8.5
Total goods less foods and energy inputs to stage 2 intermediate demand.	ID5	9216	20.075	-6.3	0.0	0.2	-0.6	-1.5	-0.9
Total goods inputs to stage 1 intermediate demand.....	ID5	9111	50.422	-9.1	-1.0	-0.7	-1.8	-0.7	-0.9
Total services inputs to stage 1 intermediate demand.....	ID5	9112	49.574	3.7	0.2	0.5	-0.1	0.2	0.8
Total construction inputs to stage 1 intermediate demand.....	ID5	9117	0.004	4.4	0.4	0.1	1.4	0.1	0.3
Total foods inputs to stage 1 intermediate demand.....	ID5	9114	3.466	-13.5	-4.1	-0.7	-3.9	-0.7	-2.5
Total energy goods inputs to stage 1 intermediate demand.....	ID5	9115	10.425	-24.9	-2.6	-4.6	-7.7	-1.1	-1.5
Total goods less foods and energy inputs to stage 1 intermediate demand.	ID5	9116	36.531	-3.5	-0.2	0.4	0.0	-0.5	-0.7

¹ Comprehensive relative importance figures are initially computed after the publication of December indexes and are recalculated after final December indexes are available. Individual items and subtotals may not add exactly to totals because of rounding differences.

² All indexes are subject to revision for 4 months after their originally scheduled publication to incorporate late reports and corrections by survey respondents. In addition, seasonally adjusted indexes are subject to change for up to 5 years due to the recalculation of seasonal factors published each January.

³ PPI defines Total finished as including only the personal consumption and private capital investment portions of final demand.

⁴ Trade indexes measure changes in margins received by wholesalers and retailers.

⁵ The PPI definition of foods does not include food and beverages for immediate consumption. PPI defines food and beverages for immediate consumption as the service of preparing meals, snacks, and beverages to customer order for immediate on-premises and off-premises consumption.

⁶ Distributive services include transportation, warehousing, and trade of goods.

⁷ Includes intermediate trade, transportation, and warehousing services.

⁸ Includes crude petroleum.

⁹ Excludes crude petroleum.

^p Preliminary

"-" Data not available.

Table 2. Producer price index percentage changes for selected commodity groupings by Final Demand-Intermediate Demand category, seasonally adjusted
[July 2023]

Grouping	Commodity code		Unadjusted 12-month percent change ¹	Seasonally adjusted 1-month percent change ¹				
	Group code	Item code		July 2022 to July 2023 ^P	Feb. to Mar.	Mar. to Apr. ^P	Apr. to May ^P	May to June ^P
Final Demand								
Final demand.....	FD	4	0.8	-0.4	0.2	-0.3	0.0	0.3
Final demand goods.....	FD	41	-2.5	-1.1	0.1	-1.5	0.0	0.1
Final demand foods.....	FD	411	-0.2	0.2	-0.4	-1.0	-0.2	0.5
Fresh fruits and melons ²	01	11	-7.8	-3.2	2.4	-2.5	2.1	-10.2
Fresh and dry vegetables ²	01	13	11.9	-7.5	35.1	-15.8	-0.8	3.5
Grains.....	01	2	-19.1	-7.4	2.7	-5.5	1.9	-8.7
Eggs for fresh use ²	01	7107	-56.7	33.2	-35.8	-53.4	33.8	0.3
Oilseeds.....	01	8301	-3.7	-4.2	0.5	-1.2	-6.9	9.0
Bakery products ²	02	11	6.9	0.5	0.1	0.3	0.5	0.5
Milled rice ²	02	13	11.4	0.4	-0.3	-0.8	-0.1	-0.2
Pasta products ²	02	1402	1.6	0.0	-8.4	0.0	0.0	-2.0
Beef and veal.....	02	2101	19.2	1.4	-3.1	7.7	2.1	4.8
Pork.....	02	2104	-3.6	3.2	-6.5	-3.9	-0.7	6.8
Processed young chickens.....	02	2203	-20.8	2.2	-1.3	-0.6	-0.5	0.4
Processed turkeys ²	02	2206	-32.3	-10.7	-6.8	-8.9	-7.4	-3.0
Finfish and shellfish.....	02	23	0.5	0.6	-1.4	1.3	-1.9	0.9
Dairy products.....	02	3	-12.7	-1.7	-0.2	-1.3	-2.1	-1.5
Processed fruits and vegetables ²	02	4	12.5	0.7	0.2	1.3	0.9	0.1
Confectionery end products ²	02	55	4.7	0.2	0.3	0.3	1.5	1.0
Soft drinks ²	02	62	12.6	0.0	-0.9	3.2	0.7	-2.4
Roasted coffee ²	02	6301	7.9	-0.4	0.3	0.2	-0.1	0.0
Shortening and cooking oils ²	02	78	-13.4	-1.6	-1.4	-2.4	-1.8	3.2
Frozen specialty food ²	02	85	7.0	1.0	0.2	1.2	0.0	0.0
Final demand energy.....	FD	412	-16.8	-6.1	0.7	-6.9	0.7	0.0
Liquefied petroleum gas ²	05	32	-48.6	-11.4	-3.1	-17.2	-8.3	24.6
Residential electric power.....	05	41	6.3	-1.1	-0.1	0.4	0.9	-0.5
Residential natural gas.....	05	51	-10.0	-7.4	-4.7	-1.3	-0.7	1.8
Gasoline.....	05	71	-24.5	-11.6	8.1	-13.6	3.2	-1.1
Home heating oil and distillates.....	05	7302	-32.8	-4.1	-7.8	-12.3	1.3	13.3
No. 2 diesel fuel.....	05	7303	-45.2	-6.3	-3.6	-13.6	-5.4	-7.1
Final demand goods less foods and energy.....	FD	413	1.9	0.2	0.1	0.1	-0.2	0.0
Alcoholic beverages.....	02	61	3.9	0.0	0.1	0.3	0.0	0.2
Pet food ²	02	9402	8.7	5.7	0.0	0.0	0.0	0.0
Women's, girls', and infants' apparel ²	03	8106	-1.2	0.0	0.0	0.1	0.1	0.1
Men's and boys' apparel ²	03	8107	4.5	0.1	0.0	2.3	0.0	-0.5
Textile housefurnishings ²	03	82	2.0	0.2	-0.1	0.0	0.1	0.3
Footwear.....	04	3	7.0	-0.6	0.5	0.0	0.4	0.1
Industrial chemicals.....	06	1	-17.4	-2.8	-0.5	-2.0	-1.7	-1.8
Pharmaceutical preparations.....	06	38	2.4	0.0	0.3	0.0	0.1	0.2
Soaps and detergents ²	06	71	11.9	0.1	0.1	0.0	-0.1	0.1
Cleaning and polishing products ²	06	72	4.3	0.2	0.3	0.1	0.1	0.0
Cosmetics and other toiletries ²	06	75	6.0	0.6	0.2	0.5	0.4	0.0
Tires ²	07	1201	6.2	0.0	0.3	-0.2	-0.3	0.0
Consumer, institutional, and commercial products, n.e.c. ²	07	2B	0.3	-0.3	0.1	-0.1	0.0	0.1
Sanitary paper products ²	09	1501	7.2	0.1	0.0	0.4	0.4	0.0
Iron and steel scrap.....	10	12	-12.5	3.1	5.6	-6.2	-10.7	2.0
Agricultural machinery and equipment.....	11	1	4.5	0.3	0.4	0.3	-0.2	0.5
Construction machinery and equipment ²	11	2	9.3	0.3	0.3	0.1	0.0	1.6
Metal cutting machine tools ²	11	37	4.4	0.1	0.0	0.5	0.0	0.5
Metal forming machine tools.....	11	38	5.5	0.1	0.1	1.8	0.2	0.3
Tools, dies, jigs, fixtures, and industrial molds ²	11	39	5.9	2.0	0.2	0.1	0.7	0.1
Pumps, compressors, and equipment.....	11	41	8.0	0.4	-0.1	0.9	0.4	0.5
Industrial material handling equipment ²	11	44	5.6	0.0	0.0	0.5	0.3	0.1
Electronic computers and computer equipment ²	11	5	-1.1	-0.1	-0.8	-0.5	-1.6	-0.2
Textile machinery and equipment ²	11	62	-0.1	0.0	0.0	0.0	0.0	0.0
Paper industries machinery ²	11	64	8.2	0.4	0.1	0.5	1.8	0.0
Printing trades machinery and equipment ²	11	65	1.8	0.2	0.3	0.2	-0.3	0.1
Transformers and power regulators ²	11	74	3.0	0.6	0.3	0.3	0.8	2.5
Communication and related equipment.....	11	76	2.3	0.3	0.4	0.0	0.5	0.1
Electronic components and accessories.....	11	78	0.5	0.0	-0.4	-1.1	0.3	0.6
X-ray and electromedical equipment ²	11	7905	2.8	0.0	0.0	0.1	0.0	1.2
Oil field and gas field machinery ²	11	91	6.9	0.3	0.3	0.0	0.0	0.0
Mining machinery and equipment ²	11	92	10.3	0.0	4.1	0.3	0.0	0.4
Internal combustion engines ²	11	94	6.5	0.0	0.3	0.0	0.1	0.6

See footnotes at end of table.

Table 2. Producer price index percentage changes for selected commodity groupings by Final Demand-Intermediate Demand category, seasonally adjusted — Continued
 [July 2023]

Grouping	Commodity code		Unadjusted 12-month percent change ¹	Seasonally adjusted 1-month percent change ¹				
	Group code	Item code		July 2022 to July 2023 ^P	Feb. to Mar.	Mar. to Apr. ^P	Apr. to May ^P	May to June ^P
Household furniture ²	12	1	1.9	0.2	-0.3	-0.1	0.4	0.3
Commercial furniture ²	12	2	5.5	0.5	-0.1	0.5	-0.3	0.7
Floor coverings ²	12	3	2.0	-0.2	0.4	-0.2	-0.4	0.0
Household appliances ²	12	4	1.7	-0.4	0.2	1.1	0.1	-0.4
Home electronic equipment ²	12	5	2.8	0.0	0.0	0.0	0.0	0.0
Lawn and garden equipment excl. garden tractors ²	12	66	3.7	-0.1	0.3	-0.3	0.0	0.0
Passenger cars.....	14	1101	-1.7	-0.4	-0.8	-0.3	-0.7	0.2
Light motor trucks.....	14	1105	3.5	0.5	-0.4	0.1	-0.2	0.4
Heavy motor trucks ²	14	1106	1.6	0.0	0.1	0.1	0.3	0.0
Motor vehicles parts ²	14	12	1.9	0.2	0.2	0.2	-0.1	0.2
Truck trailers ²	14	14	-2.0	0.0	0.5	-0.2	0.0	-0.8
Travel trailers and campers ²	14	16	2.5	0.1	0.0	0.0	0.0	0.5
Aircraft.....	14	21	4.3	0.6	0.5	0.5	0.3	0.1
Ships ²	14	31	2.0	0.6	0.1	0.8	0.0	0.7
Railroad equipment ²	14	4	2.1	0.8	0.0	0.0	0.0	0.4
Toys, games, and children's vehicles ²	15	11	2.3	0.3	0.0	0.0	0.0	0.0
Sporting and athletic goods ²	15	12	6.1	-0.4	-0.3	0.4	0.0	0.0
Cigarettes ²	15	21	12.2	0.0	0.0	1.9	0.0	1.1
Mobile homes ²	15	5	-4.8	-0.2	0.0	0.5	0.2	0.0
Medical, surgical & personal aid devices.....	15	6	3.0	0.3	-0.2	0.1	0.8	-0.1
Jewelry, platinum and karat gold ²	15	9402	4.9	0.9	1.5	1.0	-1.7	-0.5
Costume jewelry and novelties ²	15	9404	9.9	0.0	1.1	0.9	0.0	2.6
Final demand services.....	FD	42	2.5	-0.1	0.2	0.2	-0.1	0.5
Final demand trade services ³	FD	423	1.2	-0.6	0.4	0.9	-0.8	0.7
Machinery and equipment parts and supplies wholesaling ²	57	1102	3.4	4.9	-2.7	2.8	-2.1	0.9
Machinery and vehicle wholesaling ²	57	1103	0.5	-2.3	1.2	0.8	-5.0	3.7
Professional and commercial equipment wholesaling ²	57	1104	3.0	5.1	-2.7	1.2	-0.6	-1.4
Furnishings wholesaling ²	57	2	-2.0	1.1	-0.3	-6.9	1.1	0.0
Chemicals and allied products wholesaling ²	57	5	5.0	-3.2	1.6	0.4	0.1	2.4
Paper and plastics products wholesaling ²	57	6	2.6	0.5	0.3	0.3	-0.4	-0.9
Apparel wholesaling ²	57	7	7.7	-5.6	7.1	-5.5	3.2	-1.2
Food and alcohol wholesaling ²	57	8	3.1	0.5	2.7	2.2	-2.3	0.6
Food and alcohol retailing.....	58	1	8.0	1.1	-1.0	1.5	2.3	-2.5
Health, beauty, and optical goods retailing ²	58	2	2.8	-1.0	-0.6	1.6	-0.6	-0.4
Apparel, jewelry, footwear, and accessories retailing.....	58	3	3.5	0.8	-4.1	4.5	-1.8	-1.2
Computer hardware, software, and supplies retailing ²	58	4	-26.4	2.2	-2.3	-0.6	-1.7	-0.3
TV, video, and photographic equipment and supplies retailing.....	58	5	-5.4	6.8	1.3	-8.7	12.6	-3.9
Automobiles retailing (partial).....	58	6101	-24.6	-0.8	-2.4	-1.2	-1.8	0.5
Automotive parts, including tires, retailing ²	58	6102	1.4	-1.9	-3.8	0.8	1.6	-0.2
RVs, trailers, and campers retailing ²	58	8	-19.5	9.1	-2.2	9.3	-4.0	0.2
Sporting goods, including boats, retailing.....	58	9	4.5	-0.4	2.9	0.4	-1.6	3.1
Lawn, garden, and farm equipment and supplies retailing ²	58	A	17.8	12.4	1.5	-1.3	0.1	2.5
Furniture retailing ²	58	B	3.7	-2.2	2.0	0.9	1.0	-1.1
Flooring and floor coverings retailing ²	58	C	-2.6	0.9	-0.1	-0.5	0.9	0.4
Hardware, building materials, and supplies retailing.....	58	D	-7.7	0.4	-2.6	0.2	4.6	5.6
Major household appliances retailing.....	58	E	-3.4	-8.4	3.3	-4.0	-1.4	-0.2
Fuels and lubricants retailing.....	58	F	-9.9	-12.8	-1.0	12.1	-2.3	-8.4
Cleaning supplies and paper products retailing ²	58	G	6.5	-0.1	6.0	-1.9	3.1	-3.6
Book retailing ²	58	H	-0.1	0.6	0.1	0.3	0.5	0.0
Final demand transportation and warehousing services.....	FD	422	-6.0	-0.7	-2.4	-0.4	0.0	0.5
Rail transportation of freight and mail ²	30	11	-1.7	-0.2	-0.2	-0.9	-0.4	-0.1
Truck transportation of freight ²	30	12	-12.4	-1.6	-3.0	-0.5	-0.7	-0.2
Air transportation of freight ²	30	14	-8.4	-2.7	0.2	-0.5	-1.3	2.2
Courier, messenger, and U.S. postal services.....	30	16	4.6	-0.4	0.0	0.1	-0.1	1.6
Rail transportation of passengers.....	30	21	0.0	0.1	-0.1	0.1	-0.2	0.1
Airline passenger services.....	30	22	3.4	1.3	-3.1	-0.8	1.8	1.7
Final demand services less trade, transportation, and warehousing.....	FD	421	4.2	0.2	0.5	0.0	0.3	0.3
Sales of books.....	33	11	6.8	0.2	1.1	0.3	0.5	0.5
Sales and subscriptions of periodicals and newspapers.....	33	12	1.5	-0.5	0.0	0.3	-0.3	0.2
Application software publishing ²	34	2	-3.1	0.5	-0.4	1.1	-0.1	-2.2
Advertising space sales in periodicals, newspapers, directories, and mailing lists ²	36	1	4.2	0.9	0.0	0.0	0.0	0.0
Residential wired telecommunication services ²	37	11	7.0	0.4	1.3	1.4	0.2	-0.1
Wireless telecommunication services.....	37	2	1.9	0.1	0.1	0.6	0.2	0.1
Cable and satellite subscriber services.....	37	3	10.6	1.5	0.7	0.2	1.1	-0.1
Internet access services ²	37	4	1.0	1.1	-0.1	-0.8	0.7	-0.3

See footnotes at end of table.

Table 2. Producer price index percentage changes for selected commodity groupings by Final Demand-Intermediate Demand category, seasonally adjusted — Continued
[July 2023]

Grouping	Commodity code		Unadjusted 12-month percent change ¹	Seasonally adjusted 1-month percent change ¹				
	Group code	Item code		July 2022 to July 2023 ^P	Feb. to Mar.	Mar. to Apr. ^P	Apr. to May ^P	May to June ^P
Bundled wired telecommunications access services ²	37	5	5.5	1.3	0.0	-1.5	0.0	-0.5
Consumer loans (partial).....	39	12	-0.7	-4.7	3.0	-0.4	-2.7	-0.7
Deposit services (partial) ²	39	2	22.4	3.0	0.6	0.1	5.6	-0.5
Other credit intermediation, incl. trust services (partial) ²	39	3	-3.6	0.0	0.2	1.3	0.0	0.0
Securities brokerage, dealing, investment advice, and related services ² ...	40	1	37.2	-0.3	-0.4	3.2	0.1	1.8
Portfolio management ²	40	2	10.1	-3.9	4.0	-3.0	-0.4	7.6
Life insurance ²	41	1101	-0.6	0.0	0.0	0.0	0.0	-0.3
Disability insurance, including accidental death ²	41	1102	0.0	0.0	0.0	0.0	0.0	0.0
Health and medical insurance.....	41	1103	3.0	0.2	0.2	0.0	0.2	0.0
Property and casualty insurance ²	41	1104	6.6	0.3	0.4	0.4	2.0	0.1
Annuities ²	41	2	0.2	0.3	0.2	0.0	-0.1	0.5
Residential property sales and leases, brokerage fees and commissions..	43	21	3.2	0.5	0.9	0.9	0.4	0.5
Passenger car rental.....	44	1	-5.8	-1.0	2.6	-3.1	-2.7	0.4
Legal services.....	45	1	6.4	0.4	0.2	-0.2	0.3	0.6
Tax preparation and planning.....	45	2102	7.1	0.3	0.3	0.6	-0.9	1.6
Architectural and engineering services.....	45	3	3.3	0.0	0.7	0.2	0.2	0.3
Management, scientific, and technical consulting services.....	45	4	3.4	-2.2	2.5	0.2	1.1	-0.1
Arrangement of flights (partial).....	47	1	2.8	0.7	0.2	0.1	-0.9	1.3
Arrangement of vehicle rentals and lodging ²	47	2	5.3	0.7	1.8	-1.2	-1.0	-1.5
Arrangement of cruises and tours ²	47	3	7.8	-1.9	1.9	1.9	5.0	1.5
Physician care.....	51	1101	0.7	0.1	0.1	0.1	0.1	0.0
Medical laboratory and diagnostic imaging care ²	51	1102	0.4	0.0	0.0	0.1	0.0	0.0
Home health and hospice care.....	51	1103	4.8	0.4	1.0	0.1	0.3	0.2
Hospital outpatient care ²	51	1104	1.5	0.2	0.7	0.2	-0.2	0.7
Dental care.....	51	1105	3.1	0.1	0.0	0.0	0.0	0.1
Hospital inpatient care.....	51	2101	3.4	0.6	0.3	0.3	0.4	-0.3
Nursing home care.....	51	2102	5.6	0.5	0.2	0.2	-0.1	0.6
Traveler accommodation services.....	53	11	1.7	6.2	1.1	-2.9	2.2	-0.6
Food and beverages for immediate consumption services (partial) ²	54	1	1.8	0.1	0.4	0.0	0.0	0.3
Motor vehicle repair and maintenance (partial).....	55	2	5.2	1.0	0.4	0.4	0.4	-0.1
Membership dues and admissions and recreation facility use fees (partial) ²	56	1	6.1	0.2	0.2	-1.7	0.0	0.5
Recreational activity instruction fees (partial) ²	56	2	0.2	0.0	0.0	0.1	0.0	0.0
Gaming receipts (partial) ²	56	3	-1.3	0.4	-1.7	0.2	0.0	-1.0
Mining services ²	60	1	4.7	1.1	-0.7	-0.5	-0.3	0.0
Final demand construction.....	FD	43	3.8	0.1	-0.2	0.1	0.0	-1.3
New warehouse building construction ²	80	1101	1.5	-0.2	-0.3	0.4	0.2	-0.7
New school building construction ²	80	1102	3.8	0.2	-0.4	0.0	0.0	-1.1
New office building construction ²	80	1103	5.3	0.2	0.2	0.1	-0.1	-2.3
New industrial building construction ²	80	1104	2.6	0.1	-0.5	0.0	0.1	-1.6
New health care building construction ²	80	1105	4.5	0.1	-0.3	0.0	-0.1	-0.8
Intermediate Demand by Commodity Type								
Processed goods for intermediate demand.....	ID6	1	-7.8	-1.0	-0.5	-1.5	-0.5	-0.6
Processed foods and feeds.....	ID6	9112	-5.1	-0.2	-1.1	-1.8	-1.1	1.4
Meats.....	02	21	9.1	1.9	-3.2	1.9	0.9	5.0
Processed poultry.....	02	22	-27.5	1.0	-1.8	-2.6	-0.5	-2.0
Dairy products.....	02	3	-12.7	-1.7	-0.2	-1.3	-2.1	-1.5
Processed fruits and vegetables ²	02	4	12.5	0.7	0.2	1.3	0.9	0.1
Refined sugar and byproducts ²	02	53	12.5	0.4	0.1	1.1	0.8	0.8
Fats and oils ²	02	7	-24.7	-4.1	-5.4	-3.5	-6.1	1.2
Prepared animal feeds.....	02	9	-2.4	0.0	-1.4	-2.2	-0.8	2.2
Processed materials less foods and feeds.....	ID6	9111	-8.0	-1.1	-0.5	-1.5	-0.4	-0.7
Synthetic fibers ²	03	1	2.7	-0.3	0.0	-1.1	-0.8	1.9
Processed yarns and threads ²	03	2	-14.5	-0.2	-1.0	-1.0	0.3	0.3
Finished fabrics ²	03	4	-0.6	0.0	-0.1	-0.2	-0.2	-0.4
Liquefied petroleum gas ²	05	32	-48.6	-11.4	-3.1	-17.2	-8.3	24.6
Commercial electric power.....	05	42	5.7	-2.7	0.0	0.8	0.9	-0.6
Industrial electric power.....	05	43	6.1	-0.8	-1.6	2.2	1.2	-1.0
Commercial natural gas.....	05	52	-19.4	-10.4	-5.9	-6.1	-2.4	3.7
Industrial natural gas.....	05	53	-18.6	-7.8	-6.9	-6.0	-2.5	10.2
Natural gas to electric utilities.....	05	54	-18.4	-6.3	-5.7	-10.6	-2.3	4.7
Gasoline.....	05	71	-24.5	-11.6	8.1	-13.6	3.2	-1.1
Jet fuel ²	05	7203	-38.3	-6.1	-12.7	-11.6	1.5	3.0
No. 2 diesel fuel.....	05	7303	-45.2	-6.3	-3.6	-13.6	-5.4	-7.1
Residual fuels ²	05	74	-36.8	13.2	-1.0	11.2	-9.8	4.5

See footnotes at end of table.

Table 2. Producer price index percentage changes for selected commodity groupings by Final Demand-Intermediate Demand category, seasonally adjusted — Continued
[July 2023]

Grouping	Commodity code		Unadjusted 12-month percent change ¹	Seasonally adjusted 1-month percent change ¹				
	Group code	Item code		July 2022 to July 2023 ^P	Feb. to Mar.	Mar. to Apr. ^P	Apr. to May ^P	May to June ^P
Finished lubricants ²	05	76	5.3	0.1	-0.9	0.1	1.3	-0.4
Lubricating oil base stocks ²	05	78	-38.4	-3.0	-2.0	-12.7	0.7	-3.0
Asphalt.....	05	8102	-36.5	3.3	9.7	4.6	-0.3	-5.4
Basic inorganic chemicals ²	06	13	-4.7	-0.4	-1.6	-1.3	-1.2	-3.7
Basic organic chemicals.....	06	14	-19.4	-3.3	-0.3	-2.2	-1.8	-1.4
Prepared paint ²	06	21	0.9	-0.2	0.2	0.1	0.0	-0.2
Paint materials ²	06	22	4.6	3.2	-0.4	2.2	0.4	-3.5
Medicinal and botanical chemicals ²	06	31	1.1	0.5	0.1	0.0	-0.1	0.0
Biological products, including diagnostics.....	06	37	5.3	0.4	0.7	-0.2	0.1	1.0
Fats and oils, inedible ²	06	4	-12.5	-2.5	-3.1	-4.1	0.5	6.8
Nitrogenates.....	06	5201	-45.4	-9.9	-9.0	-6.5	-11.2	-1.4
Phosphates.....	06	5202	-	-5.0	2.0	-4.7	0.2	-
Other agricultural chemicals ²	06	53	-16.9	1.0	-4.9	-2.3	-1.3	-0.1
Plastic resins and materials.....	06	6	-14.9	0.2	2.3	-1.6	-2.4	-3.9
Industrial gases ²	06	7903	-1.2	1.0	-0.8	1.2	-1.6	0.3
Adhesives and sealants ²	06	7904	4.9	0.3	0.6	0.1	-0.2	0.0
Synthetic rubber ²	07	1102	-18.3	-1.2	1.2	-1.0	-2.8	-5.6
Tires ²	07	1201	6.2	0.0	0.3	-0.2	-0.3	0.0
Plastic construction products ²	07	21	-4.7	0.1	-0.2	-0.7	-0.9	-0.1
Unsupported plastic film, sheet, other shapes ²	07	22	-7.1	-1.5	0.1	-0.3	-1.9	-1.4
Parts for manufacturing from plastics ²	07	26	-1.6	-0.1	-0.4	-0.4	-0.2	-0.1
Plastic packaging products ²	07	2A	-3.9	-0.2	0.0	0.1	-0.4	-0.3
Softwood lumber.....	08	11	-17.3	-4.1	6.2	-2.9	3.9	8.6
Hardwood lumber ²	08	12	-17.5	-1.3	-0.8	0.3	-1.0	-1.1
Millwork.....	08	2	-4.5	-0.8	-1.2	-0.4	-0.3	-0.1
Plywood ²	08	3	-15.1	-1.0	-0.5	-0.8	-0.7	-0.4
Paper ²	09	13	2.2	-0.4	0.7	-0.6	-0.3	-0.2
Paperboard ²	09	14	-4.5	-0.9	-0.9	-0.1	-0.3	-1.0
Paper boxes and containers ²	09	1503	1.2	-0.8	-0.5	0.6	-1.1	-0.3
Building paper and board ²	09	2	-8.6	0.8	2.1	6.1	2.4	0.0
Commercial printing ²	09	47	5.6	0.3	-0.3	0.3	0.0	0.0
Foundry and forge shop products ²	10	15	-0.2	0.2	0.9	-0.3	-0.3	-1.1
Steel mill products ²	10	17	-20.9	0.9	3.6	5.4	-0.4	-7.6
Primary nonferrous metals ²	10	22	6.4	-5.2	0.9	3.0	-0.2	2.1
Secondary nonferrous metals ²	10	24	-1.3	0.3	-0.4	-0.6	-2.7	-1.2
Aluminum mill shapes ²	10	2501	-7.8	0.0	-1.8	0.4	-1.0	-1.4
Copper and brass mill shapes ²	10	2502	3.3	0.0	-0.9	-2.2	-1.9	-0.1
Nonferrous wire and cable ²	10	26	-0.4	-0.8	0.0	-1.8	-1.7	0.2
Nonferrous foundry shop products.....	10	28	3.9	-0.1	0.8	-0.2	-0.1	0.2
Metal containers ²	10	3	-3.2	-0.3	0.2	0.3	-0.2	-1.3
Hardware ²	10	4	2.9	0.2	0.0	0.0	0.2	0.1
Plumbing fixtures and brass fittings.....	10	5	2.0	0.4	-0.6	0.7	0.1	0.6
Heating equipment ²	10	6	5.9	1.2	0.4	-0.4	0.3	0.2
Fabricated structural metal products.....	10	7	-2.0	0.3	0.2	-0.5	-0.8	0.1
Bolts, nuts, screws, rivets, and washers ²	10	81	7.8	0.3	0.4	0.8	0.6	0.8
Lighting fixtures ²	10	83	4.2	1.5	0.0	0.4	0.1	0.5
Fabricated ferrous wire products ²	10	88	-9.0	-0.6	0.3	0.0	-0.8	-2.3
Other miscellaneous metal products ²	10	89	3.4	-0.3	0.1	-0.1	0.4	0.0
Fluid power equipment.....	11	43	11.8	0.4	6.5	-0.1	0.3	0.5
Mechanical power transmission equipment ²	11	45	7.8	0.0	0.2	0.4	0.2	0.0
Air conditioning and refrigeration equipment.....	11	48	3.7	1.7	0.0	0.6	-0.6	0.3
Metal valves, except fluid power.....	11	4902	6.8	0.1	-0.1	1.0	0.1	0.1
Ball and roller bearings ²	11	4905	1.4	2.3	-0.2	0.0	0.1	0.0
Wiring devices ²	11	71	12.9	0.5	0.2	0.0	0.7	0.0
Motors, generators, motor generator sets ²	11	73	7.1	0.0	0.5	0.0	0.0	1.1
Switchgear, switchboard, and industrial controls equip. ²	11	75	8.4	0.2	0.5	0.1	1.2	0.3
Electronic components and accessories.....	11	78	0.5	0.0	-0.4	-1.1	0.3	0.6
Internal combustion engines ²	11	94	6.5	0.0	0.3	0.0	0.1	0.6
Machine shop products ²	11	95	5.6	0.1	0.2	0.5	0.2	0.2
Flat glass ²	13	11	6.9	-0.2	-0.3	-0.6	0.4	0.3
Cement.....	13	22	12.6	0.7	-1.3	1.1	-0.1	1.3
Concrete products.....	13	3	9.6	0.7	0.1	1.2	0.2	0.1
Asphalt felts and coatings ²	13	6	4.6	0.1	1.9	0.5	1.6	0.9
Paving mixtures and blocks.....	13	94	-1.3	1.2	-1.0	-1.9	-1.0	-0.7
Motor vehicle parts ²	14	12	1.9	0.2	0.2	0.2	-0.1	0.2
Aircraft engines and engine parts.....	14	23	3.4	0.1	0.3	0.1	0.0	0.4

See footnotes at end of table.

Table 2. Producer price index percentage changes for selected commodity groupings by Final Demand-Intermediate Demand category, seasonally adjusted — Continued
 [July 2023]

Grouping	Commodity code		Unadjusted 12-month percent change ¹	Seasonally adjusted 1-month percent change ¹				
	Group code	Item code		July 2022 to July 2023 ^P	Feb. to Mar.	Mar. to Apr. ^P	Apr. to May ^P	May to June ^P
Aircraft parts and auxiliary equipment, n.e.c.....	14	25	5.5	1.0	0.0	0.1	0.0	0.1
Medical, surgical, and personal aid devices.....	15	6	3.0	0.3	-0.2	0.1	0.8	-0.1
Unprocessed goods for intermediate demand.....	ID6	2	-24.9	-4.7	1.1	-5.3	-1.2	1.7
Unprocessed foodstuffs and feedstuffs.....	ID6	21	-13.3	-0.7	-1.5	-4.6	1.0	-0.9
Wheat ²	01	21	-9.8	-9.3	4.0	-3.3	-3.9	1.7
Corn.....	01	2202	-22.1	-7.5	2.4	-6.0	3.4	-10.7
Slaughter cattle.....	01	31	29.4	4.1	8.0	-0.5	6.0	2.4
Slaughter hogs.....	01	32	-18.7	-3.3	-8.0	-4.9	12.2	8.5
Slaughter chickens.....	01	4102	-24.4	1.8	-0.1	-0.4	-0.6	-7.1
Slaughter turkeys.....	01	42	-11.9	-0.9	-2.4	-2.1	-8.5	-8.3
Raw milk.....	01	6	-33.0	-3.3	-3.8	-5.9	-6.3	-1.5
Hay and hayseeds ²	01	81	-14.9	-5.0	-15.3	3.4	4.1	0.3
Oilseeds.....	01	8301	-3.7	-4.2	0.5	-1.2	-6.9	9.0
Raw cane sugar and byproducts ²	02	5201	15.9	2.3	-0.2	-2.5	6.8	-2.0
Unprocessed nonfood materials.....	ID6	22	-30.6	-7.2	2.8	-5.8	-2.6	3.4
Raw cotton ²	01	51	-26.6	-5.1	-0.3	-3.2	0.5	-1.1
Hides and skins.....	04	1	-9.8	4.9	3.1	4.7	-1.7	-6.4
Coal.....	05	1	-7.0	-4.0	1.7	-2.9	3.7	1.4
Natural gas ²	05	31	-72.5	-25.5	-22.8	-2.0	-1.7	11.0
Crude petroleum ²	05	61	-24.8	-7.1	11.2	-9.8	-4.3	8.4
Logs, bolts, timber, pulpwood, and woodchips ²	08	5	-3.8	-1.1	-0.7	0.0	0.2	-0.5
Recyclable paper ²	09	12	-56.5	-0.4	6.2	4.2	-1.0	2.7
Iron ores ²	10	11	-4.3	-0.5	1.0	-6.4	0.3	-0.7
Iron and steel scrap.....	10	12	-12.5	3.1	5.6	-6.2	-10.7	2.0
Nonferrous metal ores ²	10	21	1.5	4.0	0.6	-1.4	-2.3	-4.5
Copper base scrap ²	10	2301	13.9	0.2	-0.3	-3.5	0.6	0.3
Aluminum base scrap.....	10	2302	-4.1	-4.5	-1.4	4.0	-1.5	-2.8
Construction sand, gravel, and crushed stone.....	13	21	8.0	0.0	0.0	0.1	0.7	0.1
Services for intermediate demand.....	ID6	3	4.6	-0.3	0.7	0.2	0.0	0.5
Trade services for intermediate demand ³	ID6	33	1.1	0.9	0.8	-0.1	-0.6	1.3
Machinery and equipment parts and supplies wholesaling ²	57	1102	3.4	4.9	-2.7	2.8	-2.1	0.9
Building materials, paint, and hardware wholesaling.....	57	3	-8.9	-1.5	-1.6	-1.6	1.2	-0.7
Metals, minerals, and ores wholesaling ²	57	4	-2.7	10.4	2.1	-9.8	-3.2	0.9
Chemicals and allied products wholesaling ²	57	5	5.0	-3.2	1.6	0.4	0.1	2.4
Paper and plastics products wholesaling ²	57	6	2.6	0.5	0.3	0.3	-0.4	-0.9
Food wholesaling ²	57	8101	2.4	0.7	3.1	2.5	-2.6	0.7
Automotive parts, including tires, retailing ²	58	6102	1.4	-1.9	-3.8	0.8	1.6	-0.2
Hardware, building material, and supplies retailing.....	58	D	-7.7	0.4	-2.6	0.2	4.6	5.6
Transportation and warehousing services for intermediate demand.....	ID6	32	-3.1	-1.0	-1.1	-0.4	-0.1	0.4
Rail transportation of freight and mail ²	30	11	-1.7	-0.2	-0.2	-0.9	-0.4	-0.1
Truck transportation of freight ²	30	12	-12.4	-1.6	-3.0	-0.5	-0.7	-0.2
Water transportation of freight ²	30	13	0.7	-4.8	0.2	6.0	-1.9	-0.1
Air transportation of freight ²	30	14	-8.4	-2.7	0.2	-0.5	-1.3	2.2
U.S. Postal Service ²	30	1601	9.0	0.0	0.0	0.0	0.0	3.8
Courier and messenger services, except air mail.....	30	1602	3.8	-0.1	0.1	0.7	0.1	0.6
Air mail and package delivery services, excluding by USPS.....	30	1603	-1.6	-1.4	0.0	-0.8	-0.5	0.3
Pipeline transportation ²	30	17	1.3	0.0	-1.1	0.2	-1.2	0.0
Transportation of passengers (partial).....	30	2	3.4	1.3	-3.0	-0.8	1.8	1.7
Services related to water transportation.....	31	1	2.0	-1.1	-0.1	1.4	-0.4	0.0
Arrangement of freight and cargo ²	31	31	-30.2	-6.4	-4.1	-2.0	3.2	-2.2
Warehousing, storage, and related services ²	32	1	5.3	-0.3	0.0	-3.3	-1.2	1.3
Services less trade, transportation, and warehousing for intermediate demand.....	ID6	31	7.5	-0.5	1.0	0.4	0.1	0.3
Network compensation from broadcast TV, cable TV, radio ²	35	-	1.0	1.1	0.0	0.2	0.0	0.0
Advertising space sales in periodicals and newspapers ²	36	11	3.2	1.0	0.0	0.0	0.0	0.0
Advertising space sales in directories and mail lists ²	36	12	9.7	0.0	0.0	0.0	0.0	0.0
Television advertising time sales.....	36	2	-16.8	-2.9	2.8	-0.9	-2.1	-1.0
Radio advertising time sales.....	36	3	-8.0	-2.7	-1.2	6.0	-2.7	-7.2
Internet advertising sales ²	36	6	-	0.0	6.7	0.0	0.0	-0.2
Business wired telecommunication services ²	37	12	3.6	0.1	0.7	0.0	-0.6	1.8
Wireless telecommunication services.....	37	2	1.9	0.1	0.1	0.6	0.2	0.1
Cable and satellite subscriber services.....	37	3	10.6	1.5	0.7	0.2	1.1	-0.1
Bundled wired telecommunication access services ²	37	5	5.5	1.3	0.0	-1.5	0.0	-0.5
Data processing and related services ²	38	1	1.8	0.3	-0.1	0.1	0.3	0.3
Business loans (partial).....	39	11	55.7	-5.8	2.7	3.4	-2.2	-1.5

See footnotes at end of table.

Table 2. Producer price index percentage changes for selected commodity groupings by Final Demand-Intermediate Demand category, seasonally adjusted — Continued
 [July 2023]

Grouping	Commodity code		Unadjusted 12-month percent change ¹	Seasonally adjusted 1-month percent change ¹				
	Group code	Item code		July 2022 to July 2023 ^P	Feb. to Mar.	Mar. to Apr. ^P	Apr. to May ^P	May to June ^P
Deposit services (partial) ²	39	2	22.4	3.0	0.6	0.1	5.6	-0.5
Other credit intermediation, incl. trust services (partial) ²	39	3	-3.6	0.0	0.2	1.3	0.0	0.0
Securities brokerage, dealing, investment advice, and related services ²	40	1	37.2	-0.3	-0.4	3.2	0.1	1.8
Portfolio management ²	40	2	10.1	-3.9	4.0	-3.0	-0.4	7.6
Investment banking ²	40	3	1.7	1.5	-0.8	1.4	-0.5	0.0
Life insurance ²	41	1101	-0.6	0.0	0.0	0.0	0.0	-0.3
Health and medical insurance.....	41	1103	3.0	0.2	0.2	0.0	0.2	0.0
Property and casualty insurance ²	41	1104	6.6	0.3	0.4	0.4	2.0	0.1
Annuities ²	41	2	0.2	0.3	0.2	0.0	-0.1	0.5
Commissions from sales of insurance ²	42	1	0.4	0.0	0.0	0.0	0.0	-0.5
Nonresidential real estate rents ²	43	11	3.8	-1.7	2.5	0.3	1.4	-1.1
Nonresidential property sales and leases ²	43	12	-2.1	-0.6	-0.4	-0.3	0.4	-0.6
Residential property management fees ²	43	22	1.8	-0.1	0.5	0.7	-0.2	0.8
Passenger car rental.....	44	1	-5.8	-1.0	2.6	-3.1	-2.7	0.4
Truck, utility trailer, and RV rental and leasing ²	44	2	2.0	0.7	0.2	-1.4	2.3	-0.1
Construction, mining, and forestry machinery and equipment rental and leasing ²	44	3	6.5	-0.1	0.2	0.2	-0.2	0.3
Legal services.....	45	1	6.4	0.4	0.2	-0.2	0.3	0.6
Accounting services (partial).....	45	2	10.1	1.0	0.7	0.4	-0.3	2.0
Architectural and engineering services.....	45	3	3.3	0.0	0.7	0.2	0.2	0.3
Management, scientific, and technical consulting services.....	45	4	3.4	-2.2	2.5	0.2	1.1	-0.1
Advertising and related services (partial) ²	45	5	0.5	0.2	0.0	0.0	-0.1	0.0
Permanent placement services ²	46	1	0.6	1.2	2.4	-1.0	-0.6	0.6
Executive search services ²	46	2	3.4	0.2	-0.7	-0.5	-0.6	0.7
Staffing services.....	46	3	1.0	0.5	0.7	0.0	-0.3	0.2
Security guard services ²	48	1	7.2	0.3	0.1	2.1	0.1	0.2
Janitorial services ²	49	1	2.1	0.1	0.9	0.1	0.0	-0.1
Waste collection.....	50	1	9.8	1.1	1.1	0.7	0.5	-0.1
Traveler accommodation services.....	53	11	1.7	6.2	1.1	-2.9	2.2	-0.6
Commercial and industrial machinery and equipment repair and maintenance.....	55	1	8.4	1.1	1.9	-0.4	0.1	0.8
Aircraft repair and maintenance.....	55	4	4.8	0.7	0.4	0.2	0.2	0.6
Metal treatment services ²	59	1	4.6	0.0	0.7	0.4	-0.2	0.7
Construction for intermediate demand.....	ID6	4	4.4	0.4	0.1	1.4	0.1	0.3
Maintenance and repair of non-residential buildings (partial) ²	80	2	4.4	0.4	0.1	1.4	0.1	0.3
Intermediate Demand by Production Flow								
Stage 4 intermediate demand.....	ID5	4	2.0	-0.3	0.3	-0.1	-0.1	0.3
Stage 4 intermediate demand goods.....	ID5	9411	-1.6	-0.5	-0.2	-0.5	0.0	-0.3
Grains.....	01	2	-19.1	-7.4	2.7	-5.5	1.9	-8.7
Meats.....	02	21	9.1	1.9	-3.2	1.9	0.9	5.0
Unprocessed and packaged fish.....	02	23	0.5	0.6	-1.4	1.3	-1.9	0.9
Dairy products.....	02	3	-12.7	-1.7	-0.2	-1.3	-2.1	-1.5
Commercial electric power.....	05	42	5.7	-2.7	0.0	0.8	0.9	-0.6
Industrial electric power.....	05	43	6.1	-0.8	-1.6	2.2	1.2	-1.0
Gasoline.....	05	71	-24.5	-11.6	8.1	-13.6	3.2	-1.1
No. 2 diesel fuel.....	05	7303	-45.2	-6.3	-3.6	-13.6	-5.4	-7.1
Basic organic chemicals.....	06	14	-19.4	-3.3	-0.3	-2.2	-1.8	-1.4
Prepared paint ²	06	21	0.9	-0.2	0.2	0.1	0.0	-0.2
Medicinal and botanical chemicals ²	06	31	1.1	0.5	0.1	0.0	-0.1	0.0
Biological products, including diagnostics.....	06	37	5.3	0.4	0.7	-0.2	0.1	1.0
Pharmaceutical preparations.....	06	38	2.4	0.0	0.3	0.0	0.1	0.2
Plastic construction products ²	07	21	-4.7	0.1	-0.2	-0.7	-0.9	-0.1
Unsupported plastic film, sheet, and other shapes ²	07	22	-7.1	-1.5	0.1	-0.3	-1.9	-1.4
Parts for manufacturing from plastics ²	07	26	-1.6	-0.1	-0.4	-0.4	-0.2	-0.1
Plastic packaging products ²	07	2A	-3.9	-0.2	0.0	0.1	-0.4	-0.3
Lumber.....	08	1	-17.3	-3.0	3.3	-1.6	1.9	4.7
Millwork.....	08	2	-4.5	-0.8	-1.2	-0.4	-0.3	-0.1
Paper boxes and containers ²	09	1503	1.2	-0.8	-0.5	0.6	-1.1	-0.3
Commercial printing ²	09	47	5.6	0.3	-0.3	0.3	0.0	0.0
Steel mill products ²	10	17	-20.9	0.9	3.6	5.4	-0.4	-7.6
Nonferrous wire and cable ²	10	26	-0.4	-0.8	0.0	-1.8	-1.7	0.2
Fabricated structural metal products.....	10	7	-2.0	0.3	0.2	-0.5	-0.8	0.1
Other miscellaneous metal products ²	10	89	3.4	-0.3	0.1	-0.1	0.4	0.0
Air conditioning and refrigeration equipment.....	11	48	3.7	1.7	0.0	0.6	-0.6	0.3
Wiring devices ²	11	71	12.9	0.5	0.2	0.0	0.7	0.0

See footnotes at end of table.

Table 2. Producer price index percentage changes for selected commodity groupings by Final Demand-Intermediate Demand category, seasonally adjusted — Continued
 [July 2023]

Grouping	Commodity code		Unadjusted 12-month percent change ¹	Seasonally adjusted 1-month percent change ¹				
	Group code	Item code		July 2022 to July 2023 ^P	Feb. to Mar.	Mar. to Apr. ^P	Apr. to May ^P	May to June ^P
Electronic components and accessories.....	11	78	0.5	0.0	-0.4	-1.1	0.3	0.6
Miscellaneous electrical machinery and equipment ²	11	79	2.9	0.0	0.0	0.1	0.1	0.8
Internal combustion engines ²	11	94	6.5	0.0	0.3	0.0	0.1	0.6
Machine shop products ²	11	95	5.6	0.1	0.2	0.5	0.2	0.2
Concrete ingredients and related products.....	13	2	9.2	0.2	-0.3	0.4	0.5	0.4
Concrete products.....	13	3	9.6	0.7	0.1	1.2	0.2	0.1
Prepared asphalt, tar roofing and siding products ²	13	61	4.6	0.1	2.4	0.5	1.9	1.0
Paving mixtures and blocks.....	13	94	-1.3	1.2	-1.0	-1.9	-1.0	-0.7
Motor vehicle parts ²	14	12	1.9	0.2	0.2	0.2	-0.1	0.2
Aircraft engines and engine parts.....	14	23	3.4	0.1	0.3	0.1	0.0	0.4
Aircraft parts and auxiliary equipment, n.e.c.....	14	25	5.5	1.0	0.0	0.1	0.0	0.1
Medical, surgical and personal aid devices.....	15	6	3.0	0.3	-0.2	0.1	0.8	-0.1
Stage 4 intermediate demand services.....	ID5	9412	5.5	-0.1	0.7	0.2	-0.1	0.8
Truck transportation of freight ²	30	12	-12.4	-1.6	-3.0	-0.5	-0.7	-0.2
Courier, messenger, and U.S. postal services.....	30	16	4.6	-0.4	0.0	0.1	-0.1	1.6
Airline passenger services.....	30	22	3.4	1.3	-3.1	-0.8	1.8	1.7
Warehousing, storage, and related services ²	32	1	5.3	-0.3	0.0	-3.3	-1.2	1.3
Advertising space sales in periodicals and newspapers ²	36	11	3.2	1.0	0.0	0.0	0.0	0.0
Data processing and related services ²	38	1	1.8	0.3	-0.1	0.1	0.3	0.3
Business loans (partial).....	39	11	55.7	-5.8	2.7	3.4	-2.2	-1.5
Deposit services (partial) ²	39	2	22.4	3.0	0.6	0.1	5.6	-0.5
Securities brokerage, dealing, investment advice, and related services ²	40	1	37.2	-0.3	-0.4	3.2	0.1	1.8
Portfolio management ²	40	2	10.1	-3.9	4.0	-3.0	-0.4	7.6
Investment banking ²	40	3	1.7	1.5	-0.8	1.4	-0.5	0.0
Insurance.....	41	11	3.9	0.2	0.3	0.2	0.9	-0.2
Annuities ²	41	2	0.2	0.3	0.2	0.0	-0.1	0.5
Nonresidential real estate rents ²	43	11	3.8	-1.7	2.5	0.3	1.4	-1.1
Nonresidential property sales and leases ²	43	12	-2.1	-0.6	-0.4	-0.3	0.4	-0.6
Nonresidential property management fees ²	43	13	10.1	-1.1	1.5	-0.1	0.2	5.2
Residential property management fees ²	43	22	1.8	-0.1	0.5	0.7	-0.2	0.8
Construction, mining, and forestry machinery and equipment rental and leasing ²	44	3	6.5	-0.1	0.2	0.2	-0.2	0.3
Legal services.....	45	1	6.4	0.4	0.2	-0.2	0.3	0.6
Advertising agency services ²	45	51	0.5	0.2	0.0	0.0	-0.1	0.0
Accounting services (partial).....	45	2	10.1	1.0	0.7	0.4	-0.3	2.0
Architectural and engineering services.....	45	3	3.3	0.0	0.7	0.2	0.2	0.3
Management, scientific, and technical consulting services.....	45	4	3.4	-2.2	2.5	0.2	1.1	-0.1
Staffing services.....	46	3	1.0	0.5	0.7	0.0	-0.3	0.2
Janitorial services ²	49	1	2.1	0.1	0.9	0.1	0.0	-0.1
Commercial and industrial machinery and equipment repair and maintenance.....	55	1	8.4	1.1	1.9	-0.4	0.1	0.8
Machinery and equipment parts and supplies wholesaling ²	57	1102	3.4	4.9	-2.7	2.8	-2.1	0.9
Building materials, paint, and hardware wholesaling.....	57	3	-8.9	-1.5	-1.6	-1.6	1.2	-0.7
Metals, minerals, and ores wholesaling ²	57	4	-2.7	10.4	2.1	-9.8	-3.2	0.9
Chemicals and allied products wholesaling ²	57	5	5.0	-3.2	1.6	0.4	0.1	2.4
Paper and plastics products wholesaling ²	57	6	2.6	0.5	0.3	0.3	-0.4	-0.9
Food and alcohol wholesaling ²	57	8	3.1	0.5	2.7	2.2	-2.3	0.6
Hardware and building materials and supplies retailing.....	58	D	-7.7	0.4	-2.6	0.2	4.6	5.6
Metal treatment services ²	59	1	4.6	0.0	0.7	0.4	-0.2	0.7
Stage 3 intermediate demand.....	ID5	3	-6.9	-0.7	-0.2	-1.4	-0.2	-0.6
Stage 3 intermediate demand goods.....	ID5	9311	-15.4	-1.1	-1.2	-2.9	-0.1	-1.8
Slaughter cattle.....	01	31	29.4	4.1	8.0	-0.5	6.0	2.4
Slaughter hogs.....	01	32	-18.7	-3.3	-8.0	-4.9	12.2	8.5
Slaughter poultry.....	01	4	-21.6	1.3	-0.5	-0.7	-1.8	-7.2
Raw milk.....	01	6	-33.0	-3.3	-3.8	-5.9	-6.3	-1.5
Commercial electric power.....	05	42	5.7	-2.7	0.0	0.8	0.9	-0.6
Industrial electric power.....	05	43	6.1	-0.8	-1.6	2.2	1.2	-1.0
Gasoline.....	05	71	-24.5	-11.6	8.1	-13.6	3.2	-1.1
Jet fuel ²	05	7203	-38.3	-6.1	-12.7	-11.6	1.5	3.0
No. 2 diesel fuel.....	05	7303	-45.2	-6.3	-3.6	-13.6	-5.4	-7.1
Finished lubricants ²	05	76	5.3	0.1	-0.9	0.1	1.3	-0.4
Lubricating oil base stocks ²	05	78	-38.4	-3.0	-2.0	-12.7	0.7	-3.0
Asphalt.....	05	8102	-36.5	3.3	9.7	4.6	-0.3	-5.4
Basic inorganic chemicals ²	06	13	-4.7	-0.4	-1.6	-1.3	-1.2	-3.7
Basic organic chemicals.....	06	14	-19.4	-3.3	-0.3	-2.2	-1.8	-1.4
Paints and allied products ²	06	2	1.8	0.5	0.1	0.5	0.0	-0.8

See footnotes at end of table.

Table 2. Producer price index percentage changes for selected commodity groupings by Final Demand-Intermediate Demand category, seasonally adjusted — Continued
 [July 2023]

Grouping	Commodity code		Unadjusted 12-month percent change ¹	Seasonally adjusted 1-month percent change ¹				
	Group code	Item code		July 2022 to July 2023 ^P	Feb. to Mar.	Mar. to Apr. ^P	Apr. to May ^P	May to June ^P
Agricultural chemicals and chemical products.....	06	5	-22.2	-3.7	-4.5	-3.3	-3.5	-0.2
Plastic resins and materials.....	06	6	-14.9	0.2	2.3	-1.6	-2.4	-3.9
Synthetic rubber ²	07	1102	-18.3	-1.2	1.2	-1.0	-2.8	-5.6
Unsupported plastic film, sheet, and other shapes ²	07	22	-7.1	-1.5	0.1	-0.3	-1.9	-1.4
Paper ²	09	13	2.2	-0.4	0.7	-0.6	-0.3	-0.2
Paperboard ²	09	14	-4.5	-0.9	-0.9	-0.1	-0.3	-1.0
Converted paper and paperboard products ²	09	15	2.9	-0.4	0.0	0.2	-0.4	-0.1
Commercial printing ²	09	47	5.6	0.3	-0.3	0.3	0.0	0.0
Foundry and forge shop products ²	10	15	-0.2	0.2	0.9	-0.3	-0.3	-1.1
Steel mill products ²	10	17	-20.9	0.9	3.6	5.4	-0.4	-7.6
Nonferrous mill shapes ²	10	25	-3.6	0.1	-1.1	-0.3	-1.1	-1.1
Nonferrous foundry shop products.....	10	28	3.9	-0.1	0.8	-0.2	-0.1	0.2
Metal containers ²	10	3	-3.2	-0.3	0.2	0.3	-0.2	-1.3
Structural, architectural, and pre-engineered metal products.....	10	74	-5.8	0.5	0.4	-0.8	-1.6	-0.4
Bolts, nuts, screws, rivets, and washers ²	10	81	7.8	0.3	0.4	0.8	0.6	0.8
Other miscellaneous metal products ²	10	89	3.4	-0.3	0.1	-0.1	0.4	0.0
General purpose machinery and equipment.....	11	4	6.3	0.6	0.9	0.5	0.0	0.1
Electrical machinery and equipment.....	11	7	3.3	0.2	0.1	-0.2	0.4	0.5
Construction sand, gravel, and crushed stone.....	13	21	8.0	0.0	0.0	0.1	0.7	0.1
Cement.....	13	22	12.6	0.7	-1.3	1.1	-0.1	1.3
Motor vehicle parts ²	14	12	1.9	0.2	0.2	0.2	-0.1	0.2
Aircraft and aircraft equipment.....	14	2	4.4	0.6	0.4	0.4	0.2	0.2
Stage 3 intermediate demand services.....	ID5	9312	2.2	-0.4	0.6	-0.1	-0.2	0.3
Rail transportation of freight and mail ²	30	11	-1.7	-0.2	-0.2	-0.9	-0.4	-0.1
Courier, messenger, and U.S. postal services.....	30	16	4.6	-0.4	0.0	0.1	-0.1	1.6
Arrangement of freight and cargo ²	31	31	-30.2	-6.4	-4.1	-2.0	3.2	-2.2
Freight forwarding ²	31	3201	-1.6	-0.2	0.5	0.0	0.0	0.0
Warehousing, storage, and related services ²	32	1	5.3	-0.3	0.0	-3.3	-1.2	1.3
Advertising space sales in periodicals, newspapers, directories, and mailing lists ²	36	1	4.2	0.9	0.0	0.0	0.0	0.0
Wired telephone services ²	37	1	4.2	0.2	0.8	0.5	-0.3	0.9
Bundled wired telecommunications access services ²	37	5	5.5	1.3	0.0	-1.5	0.0	-0.5
Data processing and related services ²	38	1	1.8	0.3	-0.1	0.1	0.3	0.3
Business loans (partial).....	39	11	55.7	-5.8	2.7	3.4	-2.2	-1.5
Deposit services (partial) ²	39	2	22.4	3.0	0.6	0.1	5.6	-0.5
Securities brokerage, dealing, investment advice, and related services ²	40	1	37.2	-0.3	-0.4	3.2	0.1	1.8
Insurance.....	41	11	3.9	0.2	0.3	0.2	0.9	-0.2
Nonresidential real estate rents ²	43	11	3.8	-1.7	2.5	0.3	1.4	-1.1
Legal services.....	45	1	6.4	0.4	0.2	-0.2	0.3	0.6
Accounting services (partial).....	45	2	10.1	1.0	0.7	0.4	-0.3	2.0
Architectural and engineering services.....	45	3	3.3	0.0	0.7	0.2	0.2	0.3
Management, scientific, and technical consulting services.....	45	4	3.4	-2.2	2.5	0.2	1.1	-0.1
Advertising agency services ²	45	51	0.5	0.2	0.0	0.0	-0.1	0.0
Staffing services.....	46	3	1.0	0.5	0.7	0.0	-0.3	0.2
Aircraft repair maintenance.....	55	4	4.8	0.7	0.4	0.2	0.2	0.6
Machinery and equipment parts and supplies wholesaling ²	57	1102	3.4	4.9	-2.7	2.8	-2.1	0.9
Building materials, paint, and hardware wholesaling.....	57	3	-8.9	-1.5	-1.6	-1.6	1.2	-0.7
Metals, minerals, and ores wholesaling ²	57	4	-2.7	10.4	2.1	-9.8	-3.2	0.9
Chemicals and allied products wholesaling ²	57	5	5.0	-3.2	1.6	0.4	0.1	2.4
Paper and plastics products wholesaling ²	57	6	2.6	0.5	0.3	0.3	-0.4	-0.9
Food wholesaling ²	57	8101	2.4	0.7	3.1	2.5	-2.6	0.7
Metal treatment services ²	59	1	4.6	0.0	0.7	0.4	-0.2	0.7
Stage 2 intermediate demand.....	ID5	2	-8.5	-2.5	0.9	-1.3	-1.1	1.4
Stage 2 intermediate demand goods.....	ID5	9211	-22.7	-4.9	1.2	-4.0	-2.4	3.3
Corn.....	01	2202	-22.1	-7.5	2.4	-6.0	3.4	-10.7
Oilseeds.....	01	83	-3.7	-4.2	0.5	-1.2	-6.9	9.0
Prepared animal feeds.....	02	9	-2.4	0.0	-1.4	-2.2	-0.8	2.2
Coal.....	05	1	-7.0	-4.0	1.7	-2.9	3.7	1.4
Natural gas ²	05	31	-72.5	-25.5	-22.8	-2.0	-1.7	11.0
Liquefied petroleum gas ²	05	32	-48.6	-11.4	-3.1	-17.2	-8.3	24.6
Crude petroleum ²	05	61	-24.8	-7.1	11.2	-9.8	-4.3	8.4
No. 2 diesel fuel.....	05	7303	-45.2	-6.3	-3.6	-13.6	-5.4	-7.1
Industrial chemicals.....	06	1	-17.4	-2.8	-0.5	-2.0	-1.7	-1.8
Plastic resins and materials.....	06	6	-14.9	0.2	2.3	-1.6	-2.4	-3.9
Plastic products ²	07	2	-3.1	-0.3	0.1	-0.2	-0.6	-0.4
Logs, bolts, timber, pulpwood, and wood chips ²	08	5	-3.8	-1.1	-0.7	0.0	0.2	-0.5

See footnotes at end of table.

Table 2. Producer price index percentage changes for selected commodity groupings by Final Demand-Intermediate Demand category, seasonally adjusted — Continued
[July 2023]

Grouping	Commodity code		Unadjusted 12-month percent change ¹	Seasonally adjusted 1-month percent change ¹				
	Group code	Item code		July 2022 to July 2023 ^P	Feb. to Mar.	Mar. to Apr. ^P	Apr. to May ^P	May to June ^P
Paper ²	09	13	2.2	-0.4	0.7	-0.6	-0.3	-0.2
Paperboard, excluding corrugated paperboard ²	09	1411	-3.4	-0.1	-0.6	0.0	-0.7	-0.9
Commercial printing ²	09	47	5.6	0.3	-0.3	0.3	0.0	0.0
Iron and steel scrap.....	10	12	-12.5	3.1	5.6	-6.2	-10.7	2.0
Steel mill products ²	10	17	-20.9	0.9	3.6	5.4	-0.4	-7.6
Nonferrous mill shapes ²	10	25	-3.6	0.1	-1.1	-0.3	-1.1	-1.1
Electrical machinery and equipment.....	11	7	3.3	0.2	0.1	-0.2	0.4	0.5
Electronic components and accessories.....	11	78	0.5	0.0	-0.4	-1.1	0.3	0.6
Stage 2 intermediate demand services.....	ID5	9212	6.2	-0.7	0.7	0.6	-0.2	0.0
Rail transportation of freight and mail ²	30	11	-1.7	-0.2	-0.2	-0.9	-0.4	-0.1
Truck transportation of freight ²	30	12	-12.4	-1.6	-3.0	-0.5	-0.7	-0.2
U.S. Postal Service ²	30	1601	9.0	0.0	0.0	0.0	0.0	3.8
Courier and messenger services, except air.....	30	1602	3.8	-0.1	0.1	0.7	0.1	0.6
Air mail and package delivery services, excluding by USPS.....	30	1603	-1.6	-1.4	0.0	-0.8	-0.5	0.3
Pipeline transportation ²	30	17	1.3	0.0	-1.1	0.2	-1.2	0.0
Airline passenger services.....	30	22	3.4	1.3	-3.1	-0.8	1.8	1.7
Arrangement of freight and cargo ²	31	31	-30.2	-6.4	-4.1	-2.0	3.2	-2.2
Television advertising time sales.....	36	21	-16.8	-2.9	2.8	-0.9	-2.1	-1.0
Wireless telecommunication services.....	37	2	1.9	0.1	0.1	0.6	0.2	0.1
Data processing and related services ²	38	1	1.8	0.3	-0.1	0.1	0.3	0.3
Securities brokerage, dealing, investment advice, and related services ²	40	1	37.2	-0.3	-0.4	3.2	0.1	1.8
Portfolio management ²	40	2	10.1	-3.9	4.0	-3.0	-0.4	7.6
Investment banking ²	40	31	1.7	1.5	-0.8	1.4	-0.5	0.0
Insurance.....	41	11	3.9	0.2	0.3	0.2	0.9	-0.2
Commissions from sales of insurance ²	42	11	0.4	0.0	0.0	0.0	0.0	-0.5
Legal services.....	45	1	6.4	0.4	0.2	-0.2	0.3	0.6
Accounting services (partial).....	45	2	10.1	1.0	0.7	0.4	-0.3	2.0
Management, scientific, and technical consulting services.....	45	4	3.4	-2.2	2.5	0.2	1.1	-0.1
Advertising agency services ²	45	51	0.5	0.2	0.0	0.0	-0.1	0.0
Staffing services.....	46	3	1.0	0.5	0.7	0.0	-0.3	0.2
Security guard services ²	48	1	7.2	0.3	0.1	2.1	0.1	0.2
Janitorial services ²	49	1	2.1	0.1	0.9	0.1	0.0	-0.1
Traveler accommodation services.....	53	1	1.7	6.2	1.1	-2.9	2.2	-0.6
Commercial and industrial machinery and equipment repair and maintenance.....	55	1	8.4	1.1	1.9	-0.4	0.1	0.8
Hardware and building materials and supplies retailing.....	58	D	-7.7	0.4	-2.6	0.2	4.6	5.6
Stage 1 intermediate demand.....	ID5	1	-3.1	-0.4	-0.1	-0.9	-0.2	0.0
Stage 1 intermediate demand goods.....	ID5	9111	-9.1	-1.0	-0.7	-1.8	-0.7	-0.9
Prepared animal feeds.....	02	9	-2.4	0.0	-1.4	-2.2	-0.8	2.2
Commercial electric power.....	05	42	5.7	-2.7	0.0	0.8	0.9	-0.6
Industrial electric power.....	05	43	6.1	-0.8	-1.6	2.2	1.2	-1.0
Commercial natural gas.....	05	52	-19.4	-10.4	-5.9	-6.1	-2.4	3.7
Industrial natural gas.....	05	53	-18.6	-7.8	-6.9	-6.0	-2.5	10.2
Gasoline.....	05	71	-24.5	-11.6	8.1	-13.6	3.2	-1.1
No. 2 diesel fuel.....	05	7303	-45.2	-6.3	-3.6	-13.6	-5.4	-7.1
Industrial chemicals.....	06	1	-17.4	-2.8	-0.5	-2.0	-1.7	-1.8
Prepared paint ²	06	21	0.9	-0.2	0.2	0.1	0.0	-0.2
Plastic construction products ²	07	21	-4.7	0.1	-0.2	-0.7	-0.9	-0.1
Recyclable paper ²	09	12	-56.5	-0.4	6.2	4.2	-1.0	2.7
Paper ²	09	13	2.2	-0.4	0.7	-0.6	-0.3	-0.2
Converted paper and paperboard products ²	09	15	2.9	-0.4	0.0	0.2	-0.4	-0.1
Iron and steel scrap.....	10	12	-12.5	3.1	5.6	-6.2	-10.7	2.0
Steel mill products ²	10	17	-20.9	0.9	3.6	5.4	-0.4	-7.6
Primary nonferrous metals ²	10	22	6.4	-5.2	0.9	3.0	-0.2	2.1
Nonferrous scrap.....	10	23	-8.2	-2.6	-0.4	2.1	-3.5	-2.7
Nonferrous wire and cable ²	10	26	-0.4	-0.8	0.0	-1.8	-1.7	0.2
Fabricated structural metal products.....	10	7	-2.0	0.3	0.2	-0.5	-0.8	0.1
General purpose machinery and equipment.....	11	4	6.3	0.6	0.9	0.5	0.0	0.1
Construction sand, gravel, and crushed stone.....	13	21	8.0	0.0	0.0	0.1	0.7	0.1
Stage 1 intermediate demand services.....	ID5	9112	3.7	0.2	0.5	-0.1	0.2	0.8
Truck transportation of freight ²	30	12	-12.4	-1.6	-3.0	-0.5	-0.7	-0.2
Airline passenger services.....	30	22	3.4	1.3	-3.1	-0.8	1.8	1.7
Advertising space sales in periodicals, newspapers, directories, and mailing lists ²	36	1	4.2	0.9	0.0	0.0	0.0	0.0
Business wired telecommunication services ²	37	12	3.6	0.1	0.7	0.0	-0.6	1.8
Wireless telecommunication services.....	37	2	1.9	0.1	0.1	0.6	0.2	0.1

See footnotes at end of table.

Table 2. Producer price index percentage changes for selected commodity groupings by Final Demand-Intermediate Demand category, seasonally adjusted — Continued
 [July 2023]

Grouping	Commodity code		Unadjusted 12-month percent change ¹	Seasonally adjusted 1-month percent change ¹				
	Group code	Item code		July 2022 to July 2023 ^p	Feb. to Mar.	Mar. to Apr. ^p	Apr. to May ^p	May to June ^p
Bundled wired telecommunications access services ²	37	5	5.5	1.3	0.0	-1.5	0.0	-0.5
Business loans (partial).....	39	11	55.7	-5.8	2.7	3.4	-2.2	-1.5
Deposit services (partial) ²	39	2	22.4	3.0	0.6	0.1	5.6	-0.5
Securities brokerage, dealing, investment advice, and related services ²	40	1	37.2	-0.3	-0.4	3.2	0.1	1.8
Portfolio management ²	40	2	10.1	-3.9	4.0	-3.0	-0.4	7.6
Investment banking ²	40	3	1.7	1.5	-0.8	1.4	-0.5	0.0
Insurance.....	41	11	3.9	0.2	0.3	0.2	0.9	-0.2
Nonresidential real estate rents ²	43	11	3.8	-1.7	2.5	0.3	1.4	-1.1
Architectural and engineering services.....	45	3	3.3	0.0	0.7	0.2	0.2	0.3
Management consulting services.....	45	41	3.4	-2.2	2.5	0.2	1.1	-0.1
Waste collection.....	50	1	9.8	1.1	1.1	0.7	0.5	-0.1
Traveler accommodation services.....	53	11	1.7	6.2	1.1	-2.9	2.2	-0.6
Commercial and industrial machinery and equipment repair and maintenance.....	55	1	8.4	1.1	1.9	-0.4	0.1	0.8
Machinery and equipment parts and supplies wholesaling ²	57	1102	3.4	4.9	-2.7	2.8	-2.1	0.9
Building materials, paint, and hardware wholesaling.....	57	3	-8.9	-1.5	-1.6	-1.6	1.2	-0.7
Metals, minerals, and ores wholesaling ²	57	4	-2.7	10.4	2.1	-9.8	-3.2	0.9
Chemicals and allied products wholesaling ²	57	5	5.0	-3.2	1.6	0.4	0.1	2.4
Paper and plastics products wholesaling ²	57	6	2.6	0.5	0.3	0.3	-0.4	-0.9
Hardware and building materials and supplies retailing.....	58	D	-7.7	0.4	-2.6	0.2	4.6	5.6
Mining services ²	60	1	4.7	1.1	-0.7	-0.5	-0.3	0.0

¹ All indexes are subject to revision for 4 months after their originally scheduled publication to incorporate late reports and corrections by survey respondents. In addition, seasonally adjusted indexes are subject to change for up to 5 years due to the recalculation of seasonal factors published each January.

² Seasonal tests did not indicate the presence of seasonality. Data shown is not seasonally adjusted.

³ Trade indexes measure changes in margins received by wholesalers and retailers.

p Preliminary

"-" Data not available.

NOTE: The term "(partial)" denotes incomplete coverage of the index category.

Table 3. Producer price indexes for Final Demand-Intermediate Demand groupings, seasonally adjusted
 [July 2023, Index base Nov. 2009=100, unless otherwise indicated]

Grouping	Other index base	Commodity code		Seasonally adjusted index ¹				
		Group code	Item code	Mar. 2023	Apr. 2023 ^p	May 2023 ^p	June 2023 ^p	July 2023 ^p
Final Demand								
Final demand.....		FD	4	140.746	141.006	140.583	140.526	140.946
Final demand goods.....		FD	41	142.855	143.055	140.925	140.938	141.089
Final demand foods.....		FD	411	151.612	150.984	149.524	149.269	150.029
Finished consumer foods ²	00/82	FD	4111	267.103	265.804	263.376	263.946	264.452
Finished consumer foods, crude.....	00/82	FD	411113	294.729	300.804	251.862	257.162	252.477
Finished consumer foods, processed.....	00/82	FD	41112	263.310	261.314	263.330	263.444	264.444
Government purchased foods.....		FD	4112	152.752	151.204	151.688	151.287	153.488
Foods for export.....		FD	4113	154.884	155.119	152.438	149.614	151.941
Final demand energy.....		FD	412	143.097	144.039	134.037	135.030	134.971
Finished consumer energy goods ²	00/82	FD	4121	221.453	226.558	211.446	213.886	213.857
Government purchased energy.....		FD	4122	159.568	152.331	140.067	139.208	138.276
Energy for export.....		FD	4123	140.634	132.610	122.414	121.011	122.164
Final demand goods less foods and energy.....		FD	413	140.444	140.645	140.786	140.569	140.617
Finished goods less foods and energy ²	00/82	FD	4131	246.025	246.165	246.952	247.102	247.734
Finished consumer goods less foods and energy.....	00/82	FD	41311	273.799	273.855	274.592	274.717	275.316
Nondurable consumer goods less foods and energy.....	00/82	FD	413111	354.201	354.630	355.846	356.159	357.070
Durable consumer goods.....	00/82	FD	413112	191.134	190.880	191.179	191.142	191.448
Private capital equipment.....	00/82	FD	41312	210.882	211.090	211.886	212.052	212.685
Private capital equipment for manufacturing industries.....	00/82	FD	413121	225.647	225.856	227.306	227.669	228.192
Private capital equipment for nonmanufacturing industries.....	00/82	FD	413122	206.463	206.670	207.272	207.381	208.046
Government purchased goods, excluding foods and energy.....		FD	4132	136.525	136.508	136.410	136.211	136.373
Government purchased goods excluding foods, energy, and capital equipment.....		FD	41321	146.359	146.279	145.967	145.493	145.392
Government purchased capital equipment.....		FD	41322	122.220	122.278	122.439	122.571	123.047
Goods for export, excluding foods and energy.....		FD	4133	137.696	138.170	137.852	137.112	136.582
Final demand services.....		FD	42	138.537	138.842	139.163	139.072	139.700
Final demand trade services ³		FD	423	150.163	150.695	151.988	150.711	151.753
Trade of finished goods ²		FD	4231	148.853	149.255	150.614	149.603	150.318
Trade of personal consumption goods.....		FD	42311	148.624	149.098	150.636	150.426	150.601
Trade of private capital equipment.....		FD	42312	148.175	148.254	148.805	144.269	147.359
Trade of government purchased goods.....		FD	4232	157.592	159.662	160.475	157.558	161.189
Trade of government purchased goods, excluding capital equipment.....		FD	42321	162.298	165.258	165.839	165.176	168.562
Trade of government purchased capital equipment.....		FD	42322	149.049	149.769	150.920	144.661	148.624
Trade of exports.....		FD	4233	159.665	160.827	161.669	158.492	161.660
Final demand transportation and warehousing services.....		FD	422	153.260	149.512	148.856	148.850	149.549
Transportation of passengers for final demand.....		FD	4221	139.935	135.680	134.630	137.040	139.319
Transportation of private passengers.....		FD	42211	139.928	135.681	134.633	137.038	139.312
Transportation of government passengers.....		FD	42212	139.668	135.459	134.421	136.802	139.057
Transportation of passengers for export.....		FD	42213	139.975	135.684	134.624	137.057	139.354
Transportation and warehousing of goods for final demand.....		FD	4222	157.617	154.087	153.589	152.633	152.704
Transportation and warehousing of finished goods ²		FD	42221	156.036	152.276	151.748	150.768	150.828
Transportation and warehousing of personal consumption goods.....		FD	422211	156.420	152.721	152.202	151.238	151.361
Transportation and warehousing of private capital equipment.....		FD	422212	154.486	150.477	149.911	148.868	148.668
Transportation and warehousing of government purchased goods.....		FD	42222	155.921	152.857	152.112	151.052	151.504
Transportation and warehousing of exports.....		FD	42223	162.793	159.671	159.293	158.408	158.424
Final demand services less trade, transportation, and warehousing.....		FD	421	131.707	132.341	132.371	132.749	133.200
Finished services less trade, transportation, and warehousing ²		FD	4211	132.056	132.653	132.625	133.003	133.413
Finished consumer services less trade, transportation, and warehousing.....		FD	42111	131.398	132.045	131.937	132.322	132.802
Private capital investment services less trade, transportation, and warehousing.....		FD	42112	138.298	138.501	139.101	139.436	139.300
Government purchased services less trade, transportation, and warehousing.....		FD	4212	122.564	123.305	123.379	123.773	124.496
Gov. purchased services less trade, transportation, and warehousing, excl. capital investment.....		FD	42121	123.073	123.898	123.944	124.340	125.178
Government purchased capital investment services less trade, transportation, and warehousing.....		FD	42122	109.370	108.895	109.356	109.697	108.763
Services for export less trade, transportation, and warehousing.....		FD	4213	137.926	138.972	139.808	140.165	140.897
Final demand construction.....		FD	43	176.774	176.463	176.704	176.730	174.391
Construction for private capital investment.....		FD	431	181.016	180.751	180.993	181.041	178.467
Construction for government.....		FD	432	168.856	168.449	168.686	168.668	166.813
Final Demand Special Groupings								
Final demand less exports.....	04/10	FD	49101	138.275	138.570	138.156	138.229	138.625
Final demand less government.....	04/10	FD	49102	138.753	139.077	138.726	138.685	139.091
Final demand less foods, food and nonalcoholic beverages for immediate consumption, and energy ¹	04/10	FD	49103	138.528	138.785	139.047	138.900	139.363
Final demand less foods and energy ⁴	04/10	FD	49104	138.227	138.491	138.769	138.654	139.081
Final demand less foods and food and nonalcoholic beverages for immediate consumption ⁴	04/10	FD	49105	138.398	138.699	138.287	138.214	138.642

See footnotes at end of table.

Table 3. Producer price indexes for Final Demand-Intermediate Demand groupings, seasonally adjusted — Continued

[July 2023, Index base Nov. 2009=100, unless otherwise indicated]

Grouping	Other index base	Commodity code		Seasonally adjusted index ¹				
		Group code	Item code	Mar. 2023	Apr. 2023 ^P	May 2023 ^P	June 2023 ^P	July 2023 ^P
Final demand less foods ⁴	04/10	FD	49106	138.054	138.359	138.000	137.954	138.350
Final demand less energy.....	04/10	FD	49107	138.734	138.947	139.127	139.005	139.450
Final demand less trade services.....	01/10	FD	49108	136.930	137.127	136.334	136.545	136.824
Final demand less distributive services ⁵	01/10	FD	49109	136.208	136.564	135.758	136.018	136.306
Final demand goods less energy.....	01/10	FD	49111	141.380	141.398	141.190	140.968	141.170
Final demand goods less foods.....	04/10	FD	49112	137.934	138.302	136.079	136.147	136.169
Final demand services less trade services.....	04/10	FD	49113	132.571	132.788	132.754	133.094	133.564
Final demand distributive services ⁵	04/10	FD	49114	148.278	148.174	149.165	147.963	148.837
Final demand goods plus final demand distributive services ⁵	04/10	FD	49115	143.037	143.108	142.302	141.811	142.260
Final demand less foods, energy, and trade services ⁴	08/13	FD	49116	127.363	127.548	127.567	127.738	127.993
Private and government purchased capital equipment.....	08/13	FD	49117	127.121	127.237	127.674	127.780	128.176
Private and government purchased capital investment services.....	08/13	FD	49118	132.087	132.029	132.526	130.969	132.006
Total private and government purchased capital investment.....	08/13	FD	49119	133.433	133.409	133.844	133.110	133.490
Total finished ²	01/10	FD	49201	139.182	139.563	139.225	139.329	139.717
Total finished less foods, food and nonalcoholic beverages for immediate consumption, and energy ^{2, 4}	12/10	FD	49202	137.841	138.094	138.428	138.424	138.842
Total finished less foods and energy ^{2, 4}	01/10	FD	49203	138.675	138.931	139.265	139.262	139.682
Total finished less foods and food and nonalcoholic beverages for immediate consumption ^{2, 4}	12/10	FD	49204	137.218	137.654	137.373	137.466	137.854
Total finished less foods ^{2, 4}	01/10	FD	49205	138.598	139.039	138.757	138.850	139.243
Total finished less energy ²	01/10	FD	49206	139.301	139.503	139.743	139.758	140.171
Finished goods ²	00/82	FD	49207	253.374	254.551	250.433	251.288	251.740
Finished goods less energy ²	00/82	FD	49208	250.846	250.597	250.513	250.776	251.372
Finished goods, excluding foods ^{2, 4}	00/82	FD	49209	249.105	250.930	246.378	247.307	247.744
Finished services ²	01/10	FD	49210	137.010	137.312	137.625	137.604	138.110
Private capital investment services.....	04/10	FD	49211	142.182	142.103	142.617	141.049	142.119
Finished distributive services ^{2, 5}	04/10	FD	49212	146.650	146.544	147.648	146.662	147.284
Finished services less trade services ²	04/10	FD	49213	132.404	132.668	132.593	132.941	133.368
Finished services less distributive services ^{2, 5}	04/10	FD	49214	131.367	131.853	131.802	132.223	132.671
Total private capital investment (goods, services, and construction).....	04/10	FD	49215	141.352	141.332	141.810	141.023	141.480
Finished goods plus finished distributive services ²	04/10	FD	49216	143.843	144.132	143.474	143.246	143.676
Total exports.....	04/10	FD	49301	139.813	139.817	139.381	138.487	139.018
Goods for export.....	00/82	FD	49302	234.565	234.493	232.543	230.830	230.662
Services for export.....	04/10	FD	49303	148.577	148.644	149.167	148.390	149.811
Total government purchases.....	04/10	FD	49401	136.244	135.713	134.542	134.311	134.808
Government purchased goods.....	00/82	FD	49402	234.376	231.052	225.927	225.289	225.473
Government purchased services.....	04/10	FD	49403	130.733	131.368	131.491	131.338	132.555
Total government purchased capital investment (goods, services, construction).....	08/13	FD	49404	131.475	131.414	131.734	131.075	131.081
Government purchases, defense.....	05/15	FD	49405	123.097	121.707	120.531	120.319	121.298
Government purchases, non-defense.....	05/15	FD	49406	130.691	130.652	129.592	129.373	129.613
Personal consumption.....	01/10	FD	49501	138.604	139.076	138.552	138.861	139.232
Personal consumption goods (finished consumer goods).....	00/82	FD	49502	271.397	272.997	266.727	267.882	268.254
Personal consumption goods less energy.....	00/82	FD	49503	271.471	270.933	270.286	270.606	271.166
Personal consumption goods less foods.....	00/82	FD	49504	271.314	274.137	266.275	267.676	267.988
Personal consumption nondurable goods less foods.....	00/82	FD	49508	306.359	310.558	299.049	301.092	301.406
Personal consumption services.....	04/10	FD	49505	135.698	136.057	136.338	136.557	136.973
Personal consumption less trade services.....	04/10	FD	49506	135.522	135.991	134.957	135.393	135.812
Personal consumption less distributive services ⁵	04/10	FD	49507	135.002	135.620	134.565	135.051	135.481
Personal consumption less foods and energy.....	04/14	FD	49510	127.259	127.564	127.836	128.025	128.404
Personal consumption less foods, energy, and trade services ³	04/14	FD	49511	124.270	124.534	124.460	124.765	125.210
Personal consumption less foods, energy, and distributive services ⁵	04/14	FD	49512	123.951	124.377	124.320	124.678	125.139
Personal consumption goods plus personal consumption distributive services ⁵	08/13	FD	49509	132.440	132.806	131.904	132.042	132.207
Intermediate Demand by Commodity Type								
Processed goods								
Processed goods for intermediate demand.....	00/82	ID6	1	260.873	259.517	255.585	254.351	252.927
Materials and components for manufacturing.....	00/82	ID6	11	236.066	236.753	236.378	234.805	232.423
Materials for manufacturing.....		ID6	111	147.967	148.369	148.041	146.497	144.090
Materials for food manufacturing.....	00/82	ID6	1111	254.891	252.103	247.306	243.277	245.284
Materials for nondurable manufacturing.....	00/82	ID6	1112	274.478	274.051	270.013	266.057	262.973
Materials for durable manufacturing.....	00/82	ID6	1113	281.451	285.259	290.746	289.757	280.658
Components for manufacturing.....	00/82	ID6	112	187.220	187.822	187.722	187.654	187.690
Components for nondurable manufacturing.....		ID6	1121	147.044	147.348	147.044	146.201	145.407
Components for durable manufacturing.....		ID6	1122	132.065	132.498	132.438	132.426	132.490
Materials and components for construction.....	00/82	ID6	12	350.455	350.868	350.798	350.537	350.937
Materials for construction.....		ID6	121	165.726	165.954	166.236	166.344	166.835
Components for construction.....		ID6	122	178.955	179.139	178.836	178.507	178.457
Processed fuels and lubricants for intermediate demand.....	00/82	ID6	13	259.396	251.771	234.191	232.940	230.832
Processed fuels and lubricants to manufacturing industries.....	00/82	ID6	131	268.138	255.099	243.599	243.934	241.111

See footnotes at end of table.

Table 3. Producer price indexes for Final Demand-Intermediate Demand groupings, seasonally adjusted — Continued

[July 2023, Index base Nov. 2009=100, unless otherwise indicated]

Grouping	Other index base	Commodity code		Seasonally adjusted index ¹				
		Group code	Item code	Mar. 2023	Apr. 2023 ^P	May 2023 ^P	June 2023 ^P	July 2023 ^P
Processed fuels and lubricants to nonmanufacturing industries.....	00/82	ID6	132	256.934	251.015	231.489	229.728	227.845
Containers for intermediate demand.....	00/82	ID6	14	311.117	310.531	311.583	310.079	308.517
Supplies for intermediate demand.....	00/82	ID6	15	252.994	252.360	251.449	250.716	251.267
Supplies to manufacturing industries.....	00/82	ID6	151	247.652	247.579	247.357	246.749	246.117
Supplies to nonmanufacturing industries.....	00/82	ID6	152	251.816	251.100	250.089	249.343	250.073
Supplies to nonmanufacturing industries, feeds.....	00/82	ID6	1521	244.932	241.303	234.384	232.515	239.626
Supplies to nonmanufacturing industries, other than feeds.....	00/82	ID6	1522	254.736	254.393	254.142	253.545	253.443
Unprocessed goods								
Unprocessed goods for intermediate demand.....	00/82	ID6	2	255.668	258.375	244.593	241.729	245.754
Unprocessed foodstuffs and feedstuffs.....	00/82	ID6	21	237.096	233.512	222.705	225.026	222.952
Unprocessed nonfood materials.....	00/82	ID6	22	258.015	265.197	249.848	243.323	251.625
Unprocessed nonfood materials except fuel.....	00/82	ID6	221	322.391	343.209	321.431	311.457	319.951
Unprocessed nonfood materials except fuel to manufacturing industries.....	00/82	ID6	2211	298.087	318.284	297.135	287.352	295.577
Unprocessed nonfood materials except fuel to nonmanufacturing industries.....	00/82	ID6	2212	345.979	346.354	346.462	348.739	349.246
Unprocessed fuel.....	00/82	ID6	222	123.973	105.030	102.567	102.876	110.418
Unprocessed fuel to manufacturing industries.....	00/82	ID6	2221	218.889	214.753	208.750	215.200	220.515
Unprocessed fuel to nonmanufacturing industries.....	00/82	ID6	2222	122.160	101.843	99.509	99.480	107.363
Services								
Services for intermediate demand.....		ID6	3	144.280	145.243	145.565	145.500	146.202
Trade services for intermediate demand ⁵		ID6	33	170.298	171.652	171.486	170.393	172.588
Trade services for manufacturing industries.....	12/12	ID6	331	157.818	158.772	158.148	156.292	157.964
Trade services for nonmanufacturing industries.....	12/12	ID6	332	149.418	150.893	151.196	151.044	153.316
Transportation and warehousing services for intermediate demand.....		ID6	32	156.286	154.570	153.910	153.795	154.455
Transportation of passengers for intermediate demand.....		ID6	321	139.730	135.522	134.485	136.864	139.119
Transportation of passengers for manufacturing industries.....		ID6	3211	139.949	135.661	134.601	137.033	139.329
Transportation of passengers for nonmanufacturing industries.....		ID6	3212	139.765	135.567	134.532	136.905	139.156
Transportation and warehousing of goods for intermediate demand.....		ID6	322	158.159	156.672	156.046	155.697	156.209
Transportation and warehousing of goods for manufacturing industries.....	12/12	ID6	3221	132.000	129.772	129.636	128.671	128.454
Transportation and warehousing of goods for nonmanufacturing industries.....	12/12	ID6	3222	141.116	140.077	139.406	139.290	139.933
Services less trade, transportation, and warehousing for intermediate demand.....		ID6	31	135.119	136.481	137.084	137.252	137.634
Services less trade, transportation, and warehousing for manufacturing industries.....		ID6	311	127.121	127.797	127.978	127.842	128.279
Services less trade, transportation, and warehousing for nonmanufacturing industries.....		ID6	312	135.373	136.758	137.376	137.554	137.934
Construction								
Construction for intermediate demand.....		ID6	4	143.359	143.442	145.443	145.602	145.996
Intermediate Demand by Commodity Type Special Groupings								
Processed materials less foods and feeds.....	00/82	ID6	9111	262.043	260.836	256.958	255.879	253.980
Processed foods and feeds.....	00/82	ID6	9112	249.697	246.887	242.434	239.674	242.915
Processed energy goods.....	00/82	ID6	9113	260.600	252.940	235.278	234.016	231.900
Processed materials less energy.....	00/82	ID6	9118	257.812	258.041	257.573	256.361	255.128
Processed materials less foods and energy.....	00/82	ID6	9115	258.360	258.981	259.028	258.018	256.212
Intermediate distributive services ⁶	04/10	ID6	9116	162.600	162.702	162.338	161.581	163.019
Processed goods plus intermediate distributive services.....	04/10	ID6	9117	147.417	146.906	145.248	144.554	144.379
Unprocessed materials less agricultural products.....	00/82	ID6	9211	258.405	266.017	250.456	242.595	254.468
Unprocessed energy materials ⁷	00/82	ID6	9212	190.329	197.293	181.521	176.001	190.122
Unprocessed materials less energy.....	00/82	ID6	9213	292.375	291.625	280.455	279.965	275.057
Unprocessed nonfood materials less energy ⁸	00/82	ID6	9216	456.898	464.997	453.039	443.764	430.140
Intermediate Demand by Production Flow								
Stage 4 Intermediate Demand								
Stage 4 intermediate demand.....		ID5	4	147.427	147.845	147.680	147.594	148.049
Inputs to stage 4 goods producers.....		ID5	41	146.628	146.514	146.512	145.914	145.643
Goods.....		ID5	411	140.343	140.268	140.019	139.829	139.111
Foods.....		ID5	4111	152.739	152.295	149.069	148.481	146.503
Energy.....		ID5	4112	178.345	152.748	136.881	142.480	143.450
Goods excluding foods and energy.....		ID5	4113	138.202	138.420	138.771	138.588	138.047
Services.....		ID5	412	167.547	167.301	168.123	166.170	167.387
Trade services.....		ID5	4123	179.709	179.266	180.485	177.619	179.148
Transportation and warehousing services.....		ID5	4122	137.879	135.789	134.918	134.686	135.131
Transportation of passengers.....		ID5	41221	139.974	135.683	134.623	137.056	139.353
Transportation and warehousing of goods.....		ID5	41222	146.598	144.801	143.909	143.140	143.249
Services less trade, transportation, and warehousing.....		ID5	4121	128.287	129.197	129.351	129.626	130.091
Inputs to stage 4 services producers.....		ID5	42	143.724	144.416	144.515	144.655	145.552

See footnotes at end of table.

Table 3. Producer price indexes for Final Demand-Intermediate Demand groupings, seasonally adjusted — Continued

[July 2023, Index base Nov. 2009=100, unless otherwise indicated]

Grouping	Other index base	Commodity code		Seasonally adjusted index ¹				
		Group code	Item code	Mar. 2023	Apr. 2023 ^P	May 2023 ^P	June 2023 ^P	July 2023 ^P
Goods.....		ID5	421	146.743	145.708	144.672	144.783	144.786
Foods.....		ID5	4211	148.616	146.589	145.892	145.445	147.337
Energy.....		ID5	4212	142.989	140.943	138.159	138.728	137.677
Goods excluding foods and energy.....		ID5	4213	147.492	147.363	147.252	147.256	147.298
Services.....		ID5	422	142.503	143.769	144.244	144.393	145.589
Trade services.....		ID5	4223	159.084	160.188	161.082	159.999	162.092
Transportation and warehousing services.....		ID5	4222	151.678	150.501	148.860	148.788	150.799
Transportation of passengers.....		ID5	42221	139.412	135.162	134.113	136.521	138.797
Transportation and warehousing of goods.....		ID5	42222	154.396	153.735	151.986	151.494	153.468
Services less trade, transportation, and warehousing.....		ID5	4221	138.754	140.284	140.931	141.234	142.240
Construction.....		ID5	423	143.359	143.442	145.443	145.602	145.996
Inputs to stage 4 construction producers.....		ID5	43	162.143	162.602	160.967	161.093	161.321
Goods.....		ID5	431	166.342	166.918	165.289	165.461	165.317
Energy.....		ID5	4312	156.959	161.512	142.071	144.110	141.039
Goods excluding foods and energy.....		ID5	4313	171.097	171.286	171.412	171.408	171.557
Services.....		ID5	432	151.333	151.501	149.852	149.861	151.004
Trade services.....		ID5	4323	170.428	171.499	167.222	167.489	169.921
Transportation and warehousing services.....		ID5	4322	150.844	147.174	146.345	145.473	145.397
Transportation of passengers.....		ID5	43221	145.900	141.435	140.332	142.863	145.254
Transportation and warehousing of goods.....		ID5	43222	151.764	148.093	147.267	146.308	146.172
Services less trade, transportation, and warehousing.....		ID5	4321	129.849	130.709	131.002	131.134	131.589
Stage 3 Intermediate Demand								
Stage 3 intermediate demand.....		ID5	3	147.884	147.568	145.533	145.296	144.392
Inputs to stage 3 goods producers.....		ID5	31	159.747	159.005	156.208	156.025	153.772
Goods.....		ID5	311	155.633	154.688	151.767	151.816	148.831
Foods.....		ID5	3111	175.454	171.522	161.983	164.264	160.662
Energy.....		ID5	3112	153.086	142.369	132.322	133.032	130.376
Goods excluding foods and energy.....		ID5	3113	151.674	152.552	152.798	151.882	149.062
Services.....		ID5	312	164.870	164.955	162.823	161.753	162.449
Trade services.....		ID5	3123	172.743	174.550	170.626	169.098	170.270
Transportation and warehousing services.....		ID5	3122	152.377	149.178	148.833	148.022	147.962
Transportation of passengers.....		ID5	31221	149.030	144.464	143.336	145.925	148.370
Transportation and warehousing of goods.....		ID5	31222	152.347	149.228	148.927	147.928	147.729
Services less trade, transportation, and warehousing.....		ID5	3121	132.131	133.034	133.390	133.464	133.925
Inputs to stage 3 services producers.....		ID5	32	138.102	138.107	136.607	136.310	136.340
Goods.....		ID5	321	132.366	128.099	119.563	118.592	117.184
Foods.....		ID5	3211	161.091	156.890	157.528	155.281	155.318
Energy.....		ID5	3212	135.980	129.087	115.272	113.838	111.567
Goods excluding foods and energy.....		ID5	3213	136.424	136.259	135.797	135.560	135.473
Services.....		ID5	322	139.456	140.584	140.892	140.765	141.170
Trade services.....		ID5	3223	188.834	193.261	191.723	192.511	196.598
Transportation and warehousing services.....		ID5	3222	161.417	160.723	160.089	160.392	161.006
Transportation of passengers.....		ID5	32221	104.633	104.361	104.378	104.285	104.503
Transportation and warehousing of goods.....		ID5	32222	161.913	161.216	160.579	160.883	161.500
Services less trade, transportation, and warehousing.....		ID5	3221	130.950	132.384	133.062	132.762	132.888
Construction.....		ID5	323	143.359	143.442	145.443	145.602	145.996
Inputs to stage 3 construction producers.....		ID5	33	138.196	137.394	136.885	138.127	139.843
Goods.....		ID5	331	134.383	134.117	133.986	134.072	134.267
Goods excluding foods and energy.....		ID5	3313	171.236	170.897	170.730	170.839	171.088
Services.....		ID5	332	161.056	159.508	158.480	161.268	165.012
Trade services.....		ID5	3323	165.369	163.604	162.409	165.573	169.696
Transportation and warehousing services.....		ID5	3322	113.857	113.767	114.233	113.340	113.587
Transportation and warehousing of goods.....		ID5	33222	120.181	120.086	120.578	119.635	119.895
Services less trade, transportation, and warehousing.....		ID5	3321	124.300	124.836	125.216	125.008	125.578
Stage 2 Intermediate Demand								
Stage 2 intermediate demand.....		ID5	2	134.177	135.419	133.594	132.096	133.889
Inputs to stage 2 goods producers.....		ID5	21	122.727	124.295	120.532	117.962	121.266
Goods.....		ID5	211	118.754	120.482	115.110	112.062	116.317
Foods.....		ID5	2111	164.783	164.167	160.098	154.935	161.855
Energy.....		ID5	2112	84.973	87.661	80.174	77.491	84.245
Goods excluding foods and energy.....		ID5	2113	147.423	147.762	146.637	143.966	142.407
Services.....		ID5	212	147.915	149.137	150.214	148.919	149.455
Trade services.....		ID5	2123	163.815	167.223	169.237	166.797	168.804
Transportation and warehousing services.....		ID5	2122	167.658	166.399	166.771	165.565	165.008
Transportation of passengers.....		ID5	21221	140.194	136.079	135.068	137.385	139.593
Transportation and warehousing of goods.....		ID5	21222	169.310	168.187	168.627	167.248	166.555
Services less trade, transportation, and warehousing.....		ID5	2121	134.840	136.201	137.079	136.811	136.806
Construction.....		ID5	213	143.359	143.442	145.443	145.602	145.996

See footnotes at end of table.

Table 3. Producer price indexes for Final Demand-Intermediate Demand groupings, seasonally adjusted — Continued

[July 2023, Index base Nov. 2009=100, unless otherwise indicated]

Grouping	Other index base	Commodity code		Seasonally adjusted index ¹				
		Group code	Item code	Mar. 2023	Apr. 2023 ^P	May 2023 ^P	June 2023 ^P	July 2023 ^P
Inputs to stage 2 services producers.....		ID5	22	143.690	144.487	145.119	145.012	144.861
Goods.....		ID5	221	146.220	145.795	144.292	143.836	143.649
Foods.....		ID5	2211	122.376	121.361	117.895	115.701	115.350
Energy.....		ID5	2212	167.718	162.939	143.514	141.755	141.517
Goods excluding foods and energy.....		ID5	2213	145.438	145.307	145.006	144.660	144.478
Services.....		ID5	222	142.968	143.929	144.792	144.722	144.563
Trade services.....		ID5	2223	176.430	177.488	183.964	182.263	180.696
Transportation and warehousing services.....		ID5	2222	148.160	145.565	144.527	146.374	145.359
Transportation of passengers.....		ID5	22221	140.380	136.107	135.052	137.472	139.761
Transportation and warehousing of goods.....		ID5	22222	150.176	147.879	146.840	148.588	146.962
Services less trade, transportation, and warehousing.....		ID5	2221	141.874	143.099	143.847	143.709	143.679
Construction.....		ID5	223	143.359	143.442	145.443	145.602	145.996
Stage 1 Intermediate Demand								
Stage 1 intermediate demand.....		ID5	1	145.738	145.562	144.189	143.908	143.840
Inputs to stage 1 goods producers.....		ID5	11	147.996	147.382	145.306	144.249	143.351
Goods.....		ID5	111	147.067	145.838	143.639	142.428	140.623
Foods.....		ID5	1111	161.532	160.252	155.226	154.596	150.600
Energy.....		ID5	1112	140.140	129.972	120.241	120.290	121.207
Goods excluding foods and energy.....		ID5	1113	150.049	150.951	150.992	149.348	147.212
Services.....		ID5	112	154.430	155.574	153.799	153.133	154.784
Trade services.....		ID5	1123	170.525	172.282	168.993	167.708	169.698
Transportation and warehousing services.....		ID5	1122	155.183	154.271	157.327	155.877	156.941
Transportation of passengers.....		ID5	11221	139.947	135.657	134.597	137.030	139.327
Transportation and warehousing of goods.....		ID5	11222	157.190	157.127	161.172	158.770	159.515
Services less trade, transportation, and warehousing.....		ID5	1121	108.988	109.494	109.156	109.483	110.524
Construction.....		ID5	113	143.359	143.442	145.443	145.602	145.996
Inputs to stage 1 services producers.....		ID5	12	143.395	143.639	142.758	142.874	143.235
Goods.....		ID5	121	147.771	146.763	143.139	142.326	141.238
Foods.....		ID5	1211	199.016	205.085	150.556	131.277	131.143
Energy.....		ID5	1212	161.705	157.480	146.409	144.279	140.724
Goods excluding foods and energy.....		ID5	1213	148.948	149.355	149.398	149.294	149.311
Services.....		ID5	122	140.893	141.663	141.940	142.448	143.417
Trade services.....		ID5	1223	170.094	171.456	171.763	171.534	173.848
Transportation and warehousing services.....		ID5	1222	144.307	142.111	141.593	142.130	144.164
Transportation of passengers.....		ID5	12221	139.863	135.576	134.517	136.948	139.243
Transportation and warehousing of goods.....		ID5	12222	162.075	160.746	160.458	160.053	162.165
Services less trade, transportation, and warehousing.....		ID5	1221	135.899	137.022	137.407	137.977	138.651
Construction.....		ID5	123	143.359	143.442	145.443	145.602	145.996
Inputs to stage 1 construction producers.....		ID5	13	161.863	160.937	159.114	159.159	159.426
Goods.....		ID5	131	164.418	163.726	161.759	161.271	160.581
Energy.....		ID5	1312	152.442	143.945	125.303	121.092	114.604
Goods excluding foods and energy.....		ID5	1313	168.544	168.783	168.798	168.755	168.758
Services.....		ID5	132	156.626	155.123	153.640	154.993	157.597
Trade services.....		ID5	1323	163.587	162.820	160.902	163.142	166.789
Transportation and warehousing services.....		ID5	1322	125.306	121.780	121.404	120.513	120.349
Transportation and warehousing of goods.....		ID5	13222	129.613	125.965	125.576	124.656	124.486
Services less trade, transportation, and warehousing.....		ID5	1321	136.449	137.832	137.736	137.678	138.438
Intermediate Demand by Production Flow Special Groupings								
Total goods inputs to stage 4 intermediate demand.....	04/10	ID5	9411	144.413	144.187	143.435	143.410	143.035
Total services inputs to stage 4 intermediate demand.....	04/10	ID5	9412	146.527	147.512	147.875	147.735	148.929
Total construction inputs to stage 4 intermediate demand.....	04/10	ID5	9413	142.171	142.254	144.238	144.395	144.787
Total foods inputs to stage 4 intermediate demand.....	04/10	ID5	9414	147.658	146.558	144.466	143.950	143.642
Total energy goods inputs to stage 4 intermediate demand.....	04/10	ID5	9415	134.351	132.702	127.308	128.201	127.005
Total goods less foods and energy inputs to stage 4 intermediate demand.....	04/10	ID5	9416	146.527	146.665	146.865	146.764	146.510
Total goods inputs to stage 3 intermediate demand.....	04/10	ID5	9311	142.128	140.429	136.319	136.119	133.703
Total services inputs to stage 3 intermediate demand.....	04/10	ID5	9312	142.767	143.692	143.588	143.333	143.814
Total construction inputs to stage 3 intermediate demand.....	04/10	ID5	9313	142.171	142.254	144.238	144.395	144.787
Total foods inputs to stage 3 intermediate demand.....	04/10	ID5	9314	156.054	152.552	144.140	146.135	142.957
Total energy goods inputs to stage 3 intermediate demand.....	04/10	ID5	9315	135.915	128.587	115.596	114.508	112.223
Total goods less foods and energy inputs to stage 3 intermediate demand.....	04/10	ID5	9316	143.277	143.938	144.059	143.303	141.070
Total goods inputs to stage 2 intermediate demand.....	04/10	ID5	9211	115.749	117.180	112.452	109.806	113.418
Total services inputs to stage 2 intermediate demand.....	04/10	ID5	9212	144.613	145.638	146.555	146.194	146.199
Total construction inputs to stage 2 intermediate demand.....	04/10	ID5	9213	142.171	142.254	144.238	144.395	144.787
Total foods inputs to stage 2 intermediate demand.....	04/10	ID5	9214	165.207	164.580	160.493	155.344	162.191
Total energy goods inputs to stage 2 intermediate demand.....	04/10	ID5	9215	84.121	86.669	79.206	76.589	83.124
Total goods less foods and energy inputs to stage 2 intermediate demand.....	04/10	ID5	9216	138.574	138.790	137.910	135.904	134.737
Total goods inputs to stage 1 intermediate demand.....	04/10	ID5	9111	133.482	132.536	130.193	129.344	128.121

See footnotes at end of table.

Table 3. Producer price indexes for Final Demand-Intermediate Demand groupings, seasonally adjusted — Continued

[July 2023, Index base Nov. 2009=100, unless otherwise indicated]

Grouping	Other index base	Commodity code		Seasonally adjusted index ¹				
		Group code	Item code	Mar. 2023	Apr. 2023 ^p	May 2023 ^p	June 2023 ^p	July 2023 ^p
Total services inputs to stage 1 intermediate demand.....	04/10	ID5	9112	143.508	144.190	144.000	144.356	145.545
Total construction inputs to stage 1 intermediate demand.....	04/10	ID5	9117	142.171	142.254	144.238	144.395	144.787
Total foods inputs to stage 1 intermediate demand.....	04/10	ID5	9114	152.779	151.747	145.871	144.846	141.178
Total energy goods inputs to stage 1 intermediate demand.....	04/10	ID5	9115	146.826	140.039	129.240	127.869	125.956
Total goods less foods and energy inputs to stage 1 intermediate demand.....	04/10	ID5	9116	127.271	127.779	127.809	127.112	126.256

¹ All indexes are subject to revision for 4 months after their originally scheduled publication to incorporate late reports and corrections by survey respondents. In addition, seasonally adjusted indexes are subject to change for up to 5 years due to the recalculation of seasonal factors published each January.

² PPI defines Total finished as including only the personal consumption and private capital investment portions of final demand.

³ Trade indexes measure changes in margins received by wholesalers and retailers.

⁴ The PPI definition of foods does not include food and beverages for immediate consumption. PPI defines food and beverages for immediate consumption as the service of preparing meals, snacks, and beverages to customer order for immediate on-premises and off-premises consumption.

⁵ Distributive services include transportation, warehousing, and trade of goods.

⁶ Includes intermediate trade, transportation, and warehousing services.

⁷ Includes crude petroleum.

⁸ Excludes crude petroleum.

p Preliminary

“-” Data not available.

Table 4. Producer price index percentage changes and weights for Final Demand-Intermediate Demand groupings, not seasonally adjusted
[July 2023]

Title	Commodity code		Relative Importance Dec. 2022 ¹	Unadjusted 12-month percent change ² July 2022 to July 2023 ^P	Unadjusted 1-month percent change ²				
	Group code	Item code			Feb. to Mar.	Mar. to Apr. ^P	Apr. to May ^P	May to June ^P	June to July ^P
Final Demand									
Final demand.....	FD	4	100.000	0.8	0.0	0.2	-0.2	0.1	0.3
Final demand goods.....	FD	41	30.653	-2.5	-0.1	0.1	-0.9	0.3	0.0
Final demand foods.....	FD	411	5.940	-0.2	0.5	0.1	-0.7	0.3	-0.2
Finished consumer goods ³	FD	4111	4.511	0.7	0.9	-0.1	-0.6	0.6	-0.4
Finished consumer foods, crude.....	FD	41113	0.606	-14.4	3.7	2.0	-17.5	3.2	-1.4
Finished consumer foods, processed.....	FD	41112	3.905	1.8	0.7	-0.3	1.2	0.4	-0.3
Government purchased foods.....	FD	4112	0.406	0.4	0.8	-0.3	1.0	0.3	0.2
Foods for export.....	FD	4113	1.023	-4.4	-1.5	0.8	-2.0	-1.2	0.3
Final demand energy.....	FD	412	5.853	-16.8	-1.8	0.2	-4.1	1.6	0.3
Finished consumer energy goods ³	FD	4121	4.451	-12.8	-1.4	1.9	-3.8	2.0	0.5
Government purchased energy.....	FD	4122	0.942	-27.4	-3.5	-5.4	-5.4	1.1	-0.8
Energy for export.....	FD	4123	0.460	-33.0	-1.5	-5.9	-5.7	-1.4	0.7
Final demand goods less foods and energy.....	FD	413	18.859	1.9	0.2	0.1	0.1	-0.2	0.0
Finished goods less foods and energy ³	FD	4131	10.768	4.0	0.2	0.1	0.3	0.0	0.2
Finished consumer goods less foods and energy.....	FD	41311	5.731	3.7	0.2	0.0	0.2	0.0	0.2
Nondurable consumer goods less foods and energy.....	FD	413111	3.441	4.7	0.3	0.1	0.3	0.0	0.2
Durable consumer goods.....	FD	413112	2.290	2.3	0.0	0.0	0.1	0.0	0.1
Private capital equipment.....	FD	41312	5.037	4.3	0.3	0.2	0.4	0.1	0.3
Private capital equipment for manufacturing industries.....	FD	413121	1.222	5.0	0.5	0.2	0.6	0.1	0.2
Private capital equipment for nonmanufacturing industries.....	FD	413122	3.815	4.0	0.2	0.2	0.3	0.0	0.3
Government purchased goods, excluding foods and energy.....	FD	4132	1.967	0.6	-0.1	0.0	-0.1	-0.1	0.1
Government purchased goods excluding foods, energy, and capital equipment.....	FD	41321	1.160	-0.4	-0.2	-0.1	-0.2	-0.3	-0.1
Government purchased capital equipment.....	FD	41322	0.807	2.1	0.1	0.1	0.1	0.1	0.3
Goods for export, excluding foods and energy.....	FD	4133	6.124	-1.2	0.3	0.2	-0.2	-0.5	-0.5
Final demand services.....	FD	42	66.677	2.5	0.1	0.3	0.0	0.0	0.4
Final demand trade services ⁴	FD	423	19.700	1.2	-0.2	0.6	0.4	-1.1	0.7
Trade of finished goods ³	FD	4231	17.049	1.0	-0.2	0.6	0.4	-1.0	0.5
Trade of personal consumption goods.....	FD	42311	13.855	1.6	-0.4	0.6	0.4	-0.6	0.1
Trade of private capital equipment.....	FD	42312	3.194	-1.3	0.6	0.2	0.2	-3.0	2.1
Trade of government purchased goods.....	FD	4232	0.750	2.3	-0.3	1.4	0.5	-1.8	2.3
Trade of government purchased goods, excluding capital equipment.....	FD	42321	0.457	3.4	0.0	1.9	0.4	-0.4	2.1
Trade of government purchased capital equipment.....	FD	42322	0.293	0.6	-0.9	0.5	0.8	-4.1	2.7
Trade of exports.....	FD	4233	1.901	1.9	0.4	0.8	0.5	-1.9	2.0
Final demand transportation and warehousing services.....	FD	422	5.213	-6.0	-0.2	-1.8	-0.9	0.7	-0.1
Transportation of passengers for final demand.....	FD	4221	1.275	3.4	3.7	-0.4	-2.2	4.5	-0.3
Transportation of private passengers.....	FD	42211	0.860	3.4	3.7	-0.4	-2.2	4.5	-0.3
Transportation of government passengers.....	FD	42212	0.103	3.3	3.7	-0.4	-2.2	4.5	-0.3
Transportation of passengers for export.....	FD	42213	0.312	3.4	3.7	-0.4	-2.2	4.5	-0.3
Transportation and warehousing of goods for final demand.....	FD	4222	3.938	-9.1	-1.4	-2.3	-0.4	-0.6	0.0
Transportation and warehousing of finished goods ³	FD	42221	2.567	-9.8	-1.5	-2.4	-0.4	-0.7	0.0
Transportation and warehousing of personal consumption goods.....	FD	422211	2.063	-9.5	-1.5	-2.4	-0.4	-0.6	0.1
Transportation and warehousing of private capital equipment.....	FD	422212	0.504	-11.0	-1.6	-2.6	-0.4	-0.7	-0.1
Transportation and warehousing of government purchased goods.....	FD	42222	0.233	-7.2	-1.3	-2.0	-0.5	-0.7	0.4
Transportation and warehousing of exports.....	FD	42223	1.138	-7.8	-1.3	-2.0	-0.4	-0.6	0.0
Final demand services less trade, transportation, and warehousing.....	FD	421	41.763	4.2	0.3	0.4	0.0	0.4	0.4
Finished services less trade, transportation, and warehousing ³	FD	4211	36.505	3.8	0.3	0.3	0.0	0.4	0.4
Finished consumer services less trade, transportation, and warehousing.....	FD	42111	32.158	4.0	0.4	0.4	-0.1	0.4	0.4
Private capital investment services less trade, transportation, and warehousing.....	FD	42112	4.347	2.9	0.2	0.0	0.5	0.5	0.1
Government purchased services less trade, transportation, and warehousing.....	FD	4212	2.674	4.5	0.0	0.5	0.0	0.3	0.5
Gov. purchased services less trade, transportation, and warehousing, excl. capital investment.....	FD	42121	2.515	4.7	0.0	0.6	0.0	0.3	0.6
Government purchased capital investment services less trade, transportation, and warehousing.....	FD	42122	0.159	0.5	0.0	-0.4	0.4	0.3	-0.9
Services for export less trade, transportation, and warehousing.....	FD	4213	2.584	9.3	-0.9	0.8	0.3	0.3	0.5
Final demand construction.....	FD	43	2.670	3.8	0.1	-0.2	0.1	0.0	-1.3
Construction for private capital investment.....	FD	431	1.856	3.7	0.1	-0.1	0.1	0.0	-1.4
Construction for government.....	FD	432	0.814	3.8	0.2	-0.2	0.1	0.0	-1.1
Special Groupings of Final Demand									
Final demand less exports.....	FD	49101	86.458	1.1	0.1	0.2	-0.2	0.2	0.3
Final demand less government.....	FD	49102	92.111	1.0	0.1	0.3	-0.2	0.1	0.3

See footnotes at end of table.

Table 4. Producer price index percentage changes and weights for Final Demand-Intermediate Demand groupings, not seasonally adjusted — Continued
[July 2023]

Title	Commodity code		Relative Importance Dec. 2022 ¹	Unadjusted 12-month percent change ² July 2022 to July 2023 ^P	Unadjusted 1-month percent change ²				
	Group code	Item code			Feb. to Mar.	Mar. to Apr. ^P	Apr. to May ^P	May to June ^P	June to July ^P
Final demand less foods, food and nonalcoholic beverages for immediate consumption, and energy ⁵	FD	49103	87.791	2.4	0.1	0.2	0.0	-0.1	0.3
Final demand less foods and energy ⁵	FD	49104	88.207	2.4	0.1	0.2	0.1	0.0	0.3
Final demand less foods and food and nonalcoholic beverages for immediate consumption ⁵	FD	49105	93.644	0.7	0.0	0.2	-0.3	0.0	0.3
Final demand less foods ⁵	FD	49106	94.060	0.9	0.0	0.2	-0.2	0.1	0.3
Final demand less energy.....	FD	49107	94.147	2.2	0.1	0.2	0.0	0.0	0.3
Final demand less trade services.....	FD	49108	80.300	0.7	0.1	0.1	-0.4	0.4	0.2
Final demand less distributive services ⁶	FD	49109	76.362	1.2	0.2	0.2	-0.4	0.4	0.2
Final demand goods less energy.....	FD	49111	24.799	1.4	0.3	0.1	-0.1	-0.1	-0.1
Final demand goods less foods.....	FD	49112	24.712	-3.0	-0.3	0.1	-0.9	0.3	0.0
Final demand services less trade services.....	FD	49113	46.976	3.1	0.2	0.1	-0.1	0.5	0.4
Final demand distributive services ⁶	FD	49114	23.638	-0.5	-0.4	0.1	0.3	-1.0	0.6
Final demand goods plus final demand distributive services ⁶	FD	49115	54.290	-1.7	-0.2	0.1	-0.4	-0.3	0.2
Final demand less foods, energy, and trade services ⁵	FD	49116	68.507	2.7	0.2	0.1	0.0	0.3	0.2
Private and government purchased capital equipment.....	FD	49117	5.844	4.0	0.3	0.2	0.3	0.1	0.3
Private and government purchased capital investment services.....	FD	49118	8.497	0.5	0.2	-0.1	0.3	-1.0	0.9
Total private and government purchased capital investment.....	FD	49119	14.341	2.1	0.2	0.0	0.3	-0.5	0.3
Total finished ³	FD	49201	78.567	1.4	0.1	0.3	-0.2	0.2	0.3
Total finished less foods, food and nonalcoholic beverages for immediate consumption, and energy ^{3, 5}	FD	49202	69.193	2.7	0.2	0.2	0.1	0.0	0.3
Total finished less foods and energy ^{3, 5}	FD	49203	69.605	2.7	0.2	0.2	0.1	0.0	0.3
Total finished less foods and food and nonalcoholic beverages for immediate consumption ^{3, 5}	FD	49204	73.644	1.4	0.1	0.3	-0.2	0.2	0.3
Total finished less foods ^{3, 5}	FD	49205	74.056	1.4	0.1	0.3	-0.2	0.2	0.3
Total finished less energy ³	FD	49206	74.116	2.6	0.2	0.2	0.0	0.1	0.3
Finished goods ³	FD	49207	19.730	-1.1	0.0	0.5	-0.9	0.6	0.2
Finished goods less energy ³	FD	49208	15.279	3.0	0.4	0.0	0.0	0.2	0.1
Finished goods, excluding foods ^{3, 5}	FD	49209	15.219	-1.5	-0.3	0.6	-1.0	0.6	0.3
Finished services ³	FD	49210	56.981	2.4	0.1	0.3	0.0	0.0	0.4
Private capital investment services.....	FD	49211	8.045	0.4	0.3	-0.1	0.3	-0.9	0.8
Finished distributive services ^{3, 6}	FD	49212	19.616	-0.3	-0.4	0.2	0.3	-1.0	0.4
Finished services less trade services ³	FD	49213	39.932	2.9	0.3	0.1	-0.1	0.5	0.3
Finished services less distributive services ^{3, 6}	FD	49214	37.365	3.8	0.4	0.3	-0.1	0.5	0.4
Total private capital investment (goods, services, and construction).....	FD	49215	14.938	2.1	0.2	0.0	0.3	-0.5	0.3
Finished goods plus finished distributive services ^{3, 6}	FD	49216	39.346	-0.8	-0.2	0.3	-0.3	-0.2	0.3
Total exports.....	FD	49301	13.542	-0.9	-0.2	0.0	-0.3	-0.5	0.2
Goods for export.....	FD	49302	7.607	-3.8	-0.1	-0.1	-0.7	-0.6	-0.4
Services for export.....	FD	49303	5.935	3.2	-0.3	0.2	0.1	-0.3	0.8
Total government purchases.....	FD	49401	7.889	-2.0	-0.4	-0.5	-0.6	0.1	0.2
Government purchased goods.....	FD	49402	3.315	-8.1	-1.0	-1.6	-1.4	0.2	-0.1
Government purchased services.....	FD	49403	3.760	3.3	0.0	0.5	0.0	0.0	0.8
Total government purchased capital investment (goods, services, construction).....	FD	49404	2.073	2.4	0.0	0.0	0.2	-0.5	0.0
Government purchases, defense.....	FD	49405	2.344	-3.6	-0.5	-1.0	-0.8	0.0	0.5
Government purchases, non-defense.....	FD	49406	5.545	-1.4	-0.4	-0.2	-0.5	0.1	0.1
Personal consumption.....	FD	49501	63.629	1.2	0.1	0.4	-0.3	0.3	0.3
Personal consumption goods (finished consumer goods).....	FD	49502	14.693	-2.9	-0.1	0.6	-1.3	0.8	0.1
Personal consumption goods less energy.....	FD	49503	10.242	2.3	0.5	0.0	-0.1	0.3	0.0
Personal consumption goods less foods.....	FD	49504	10.182	-4.2	-0.5	0.9	-1.6	0.9	0.3
Personal consumption nondurable goods less foods.....	FD	49508	7.892	-5.6	-0.7	1.1	-2.0	1.1	0.4
Personal consumption services.....	FD	49505	48.936	2.7	0.1	0.3	0.0	0.2	0.3
Personal consumption less trade services.....	FD	49506	49.774	1.1	0.2	0.3	-0.5	0.6	0.3
Personal consumption less distributive services ⁶	FD	49507	47.711	1.6	0.3	0.4	-0.5	0.6	0.3
Personal consumption less foods and energy.....	FD	49510	54.667	2.8	0.1	0.3	0.0	0.2	0.3
Personal consumption less foods, energy, and trade services ⁴	FD	49511	40.812	3.3	0.3	0.2	-0.1	0.4	0.4
Personal consumption less foods, energy, and distributive services ⁶	FD	49512	38.749	3.9	0.4	0.3	-0.1	0.5	0.4
Personal consumption goods plus personal consumption distributive services ⁶	FD	49509	30.611	-1.4	-0.3	0.4	-0.5	0.1	0.1
Intermediate Demand by Commodity Type									
Processed goods									
Processed goods for intermediate demand.....	ID6	1	100.000	-7.8	-0.5	-0.6	-0.8	0.0	-0.7
Materials and components for manufacturing.....	ID6	11	42.908	-6.3	-0.2	0.4	0.0	-0.6	-1.2
Materials for manufacturing.....	ID6	111	26.996	-10.8	-0.5	0.4	0.0	-0.9	-1.9
Materials for food manufacturing.....	ID6	1111	4.432	-6.7	0.3	-0.5	-1.3	-1.2	0.0
Materials for nondurable manufacturing.....	ID6	1112	12.302	-12.3	-1.3	0.0	-1.3	-1.2	-1.3
Materials for durable manufacturing.....	ID6	1113	10.262	-10.4	0.1	1.3	2.1	-0.5	-3.2
Components for manufacturing.....	ID6	112	15.912	2.2	0.2	0.4	-0.1	0.0	0.0

See footnotes at end of table.

Table 4. Producer price index percentage changes and weights for Final Demand-Intermediate Demand groupings, not seasonally adjusted — Continued
[July 2023]

Title	Commodity code		Relative Importance Dec. 2022 ¹	Unadjusted 12-month percent change ²	Unadjusted 1-month percent change ²				
	Group code	Item code			July 2022 to July 2023 ^P	Feb. to Mar.	Mar. to Apr. ^P	Apr. to May ^P	May to June ^P
Components for nondurable manufacturing.....	ID6	1121	0.793	-1.5	-0.3	0.2	-0.2	-0.6	-0.5
Components for durable manufacturing.....	ID6	1122	15.119	2.4	0.2	0.4	0.0	0.0	0.0
Materials and components for construction.....	ID6	12	10.348	-0.1	0.5	0.1	0.0	-0.1	0.1
Materials for construction.....	ID6	121	4.574	-0.7	0.1	-0.2	0.2	-0.1	0.3
Components for construction.....	ID6	122	5.774	0.4	0.7	0.3	-0.2	-0.1	-0.1
Processed fuels and lubricants for intermediate demand.....	ID6	13	19.830	-21.8	-2.3	-3.9	-3.9	2.1	-0.7
Processed fuels and lubricants to manufacturing industries.....	ID6	131	5.016	-18.1	-1.3	-5.8	-2.8	3.7	-0.3
Processed fuels and lubricants to nonmanufacturing industries.....	ID6	132	14.814	-23.1	-2.6	-3.3	-4.3	1.6	-0.8
Containers for intermediate demand.....	ID6	14	3.107	-0.3	-0.8	-0.2	0.3	-0.5	-0.5
Supplies for intermediate demand.....	ID6	15	23.807	-0.4	0.1	-0.1	-0.2	-0.3	0.0
Supplies to manufacturing industries.....	ID6	151	3.173	-0.5	0.1	0.0	-0.1	-0.2	-0.3
Supplies to nonmanufacturing industries.....	ID6	152	20.634	-0.4	0.1	-0.2	-0.2	-0.3	0.0
Supplies to nonmanufacturing industries, feeds.....	ID6	1521	2.363	-5.1	-0.3	-1.5	-2.0	-1.6	1.4
Supplies to nonmanufacturing industries, other than feeds.....	ID6	1522	18.271	0.2	0.2	0.0	0.0	-0.2	-0.2
Unprocessed goods									
Unprocessed goods for intermediate demand.....	ID6	2	100.000	-24.9	-4.1	1.7	-5.1	-1.3	0.3
Unprocessed foodstuffs and feedstuffs.....	ID6	21	36.058	-13.3	0.4	0.5	-4.2	1.1	-3.0
Unprocessed nonfood materials.....	ID6	22	63.942	-30.6	-6.9	2.5	-5.7	-2.9	2.6
Unprocessed nonfood materials except fuel.....	ID6	221	45.514	-17.3	-3.7	6.1	-6.2	-3.4	1.8
Unprocessed nonfood materials except fuel to manufacturing industries.....	ID6	2211	43.610	-18.4	-3.9	6.3	-6.5	-3.6	1.9
Unprocessed nonfood materials except fuel to nonmanufacturing industries.....	ID6	2212	1.904	8.4	0.1	0.2	0.1	0.6	0.1
Unprocessed fuel.....	ID6	222	18.428	-63.4	-20.0	-15.3	-2.3	0.3	7.3
Unprocessed fuel to manufacturing industries.....	ID6	2221	0.982	-28.9	-7.9	-1.9	-2.8	3.1	2.5
Unprocessed fuel to nonmanufacturing industries.....	ID6	2222	17.446	-65.4	-21.0	-16.6	-2.3	0.0	7.9
Services									
Services for intermediate demand.....	ID6	3	100.000	4.6	-0.3	0.7	0.0	0.1	0.5
Trade services for intermediate demand ⁴	ID6	33	18.127	1.1	1.1	1.0	-0.2	-0.7	1.3
Trade services for manufacturing industries.....	ID6	331	8.929	1.6	1.9	0.7	-0.4	-1.1	1.1
Trade services for nonmanufacturing industries.....	ID6	332	9.198	0.6	0.2	1.3	0.1	-0.4	1.4
Transportation and warehousing services for intermediate demand.....	ID6	32	14.516	-3.1	-0.7	-1.0	-0.6	0.1	0.3
Transportation of passengers for intermediate demand.....	ID6	321	1.069	3.3	3.7	-0.4	-2.2	4.5	-0.3
Transportation of passengers for manufacturing industries.....	ID6	3211	0.127	3.4	3.7	-0.4	-2.2	4.5	-0.3
Transportation of passengers for nonmanufacturing industries.....	ID6	3212	0.942	3.3	3.6	-0.4	-2.2	4.4	-0.3
Transportation and warehousing of goods for intermediate demand.....	ID6	322	13.447	-3.6	-1.1	-1.0	-0.5	-0.2	0.4
Transportation and warehousing of goods for manufacturing industries.....	ID6	3221	2.941	-6.7	-1.3	-1.7	-0.1	-0.8	0.0
Transportation and warehousing of goods for nonmanufacturing industries.....	ID6	3222	10.506	-2.7	-1.0	-0.9	-0.6	-0.1	0.5
Services less trade, transportation, and warehousing for intermediate demand.....	ID6	31	67.357	7.5	-0.6	1.0	0.1	0.3	0.3
Services less trade, transportation, and warehousing for manufacturing industries.....	ID6	311	2.068	4.0	0.3	0.4	0.1	-0.1	0.4
Services less trade, transportation, and warehousing for nonmanufacturing industries.....	ID6	312	65.288	7.7	-0.6	1.0	0.1	0.3	0.3
Construction									
Construction for intermediate demand.....	ID6	4	100.000	4.4	0.4	0.1	1.4	0.1	0.3
Special Groupings of Intermediate Demand by Commodity Type									
Processed materials less foods and feeds.....	ID6	9111	90.968	-8.0	-0.6	-0.6	-0.8	0.1	-0.7
Processed foods and feeds.....	ID6	9112	9.032	-5.1	0.3	-0.7	-1.2	-1.0	0.3
Processed energy goods.....	ID6	9113	19.830	-21.8	-2.3	-3.9	-3.9	2.1	-0.7
Processed materials less energy.....	ID6	9118	80.170	-3.7	-0.1	0.2	-0.1	-0.4	-0.6
Processed materials less foods and energy.....	ID6	9115	71.138	-3.5	-0.1	0.3	0.1	-0.4	-0.7
Intermediate distributive services ⁷	ID6	9116	31.574	-0.9	0.1	0.2	-0.3	-0.5	0.9
Processed goods plus intermediate distributive services.....	ID6	9117	-	-5.8	-0.3	-0.4	-0.7	-0.1	-0.2
Unprocessed materials less agricultural products.....	ID6	9211	58.389	-31.0	-6.7	2.3	-5.8	-3.3	4.5
Unprocessed energy materials ⁸	ID6	9212	43.623	-38.8	-11.1	3.7	-8.0	-3.0	8.0
Unprocessed materials less energy.....	ID6	9213	56.377	-12.2	0.2	0.7	-3.5	-0.4	-3.7
Unprocessed nonfood materials less energy ⁹	ID6	9216	20.319	-10.5	-0.1	1.1	-2.4	-2.7	-4.8
Intermediate Demand by Production Flow									
Stage 4 Intermediate Demand									
Stage 4 intermediate demand.....	ID5	4	100.000	2.0	-0.1	0.3	-0.1	0.2	0.2
Inputs to stage 4 goods producers.....	ID5	41	30.237	-0.6	0.4	0.1	0.1	-0.4	-0.3
Goods.....	ID5	411	22.423	-1.5	-0.2	0.1	-0.1	-0.2	-0.7

See footnotes at end of table.

Table 4. Producer price index percentage changes and weights for Final Demand-Intermediate Demand groupings, not seasonally adjusted — Continued
[July 2023]

Title	Commodity code		Relative Importance Dec. 2022 ¹	Unadjusted 12-month percent change ² July 2022 to July 2023 ^P	Unadjusted 1-month percent change ²				
	Group code	Item code			Feb. to Mar.	Mar. to Apr. ^P	Apr. to May ^P	May to June ^P	June to July ^P
Foods.....	ID5	4111	3.300	-7.0	-2.0	0.6	-1.7	-0.6	-2.7
Energy.....	ID5	4112	0.220	-17.4	9.2	-14.3	-8.9	3.6	1.0
Goods excluding foods and energy.....	ID5	4113	18.903	-0.4	0.0	0.2	0.3	-0.1	-0.4
Services.....	ID5	412	7.814	2.0	2.1	-0.1	0.5	-1.1	0.7
Trade services.....	ID5	4123	5.817	2.1	2.8	-0.2	0.7	-1.5	0.9
Transportation and warehousing services.....	ID5	4122	0.515	-4.8	-0.3	-1.1	-0.9	0.3	0.0
Transportation of passengers.....	ID5	41221	0.077	3.4	3.7	-0.4	-2.2	4.5	-0.3
Transportation and warehousing of goods.....	ID5	41222	0.438	-6.2	-1.0	-1.2	-0.6	-0.5	0.1
Services less trade, transportation, and warehousing.....	ID5	4121	1.482	4.3	-0.1	0.5	0.0	0.1	0.4
Inputs to stage 4 services producers.....	ID5	42	54.970	4.8	-0.5	0.4	0.0	0.6	0.6
Goods.....	ID5	421	13.984	-1.3	-0.3	-1.0	-0.1	1.8	0.0
Foods.....	ID5	4211	2.360	-4.8	0.8	-0.5	0.3	0.4	0.1
Energy.....	ID5	4212	4.133	-5.1	-1.6	-2.9	-0.3	6.1	-0.1
Goods excluding foods and energy.....	ID5	4213	7.491	1.8	0.1	0.0	-0.1	0.0	0.0
Services.....	ID5	422	40.934	7.2	-0.5	0.9	0.1	0.2	0.8
Trade services.....	ID5	4223	4.078	2.8	0.6	0.8	0.5	-0.7	1.3
Transportation and warehousing services.....	ID5	4222	3.742	1.1	-0.1	-0.5	-1.4	0.3	1.0
Transportation of passengers.....	ID5	42221	0.490	3.4	3.7	-0.4	-2.2	4.5	-0.3
Transportation and warehousing of goods.....	ID5	42222	3.252	0.8	-0.7	-0.5	-1.2	-0.4	1.2
Services less trade, transportation, and warehousing.....	ID5	4221	33.114	8.6	-0.7	1.1	0.2	0.3	0.7
Construction.....	ID5	423	0.052	4.4	0.4	0.1	1.4	0.1	0.3
Inputs to stage 4 construction producers.....	ID5	43	14.792	-2.3	0.5	0.3	-0.7	0.0	0.2
Goods.....	ID5	431	10.801	-2.4	0.4	0.3	-0.5	0.0	0.0
Energy.....	ID5	4312	0.855	-28.8	0.2	2.6	-6.6	0.3	-0.9
Goods excluding foods and energy.....	ID5	4313	9.946	0.8	0.4	0.1	0.1	0.0	0.1
Services.....	ID5	432	3.991	-2.1	0.6	0.3	-1.2	0.0	0.7
Trade services.....	ID5	4323	1.692	-2.9	1.8	1.3	-2.5	0.1	1.4
Transportation and warehousing services.....	ID5	4322	0.725	-10.2	-1.3	-2.4	-0.6	-0.5	-0.1
Transportation of passengers.....	ID5	43221	0.015	3.4	3.7	-0.4	-2.2	4.5	-0.3
Transportation and warehousing of goods.....	ID5	43222	0.710	-10.5	-1.4	-2.4	-0.6	-0.7	-0.1
Services less trade, transportation, and warehousing.....	ID5	4321	1.574	3.7	0.2	0.4	0.0	0.0	0.3
Stage 3 Intermediate Demand									
Stage 3 intermediate demand.....	ID5	3	100.000	-6.9	-0.5	0.0	-1.1	-0.1	-0.9
Inputs to stage 3 goods producers.....	ID5	31	45.352	-10.8	0.3	0.2	-1.5	-0.2	-2.0
Goods.....	ID5	311	35.807	-12.9	0.1	0.2	-1.5	0.0	-2.7
Foods.....	ID5	3111	11.906	-17.6	1.0	0.3	-4.6	1.0	-4.8
Energy.....	ID5	3112	1.292	-32.9	2.9	-6.7	-4.9	1.4	-0.7
Goods excluding foods and energy.....	ID5	3113	22.609	-8.9	-0.4	0.6	0.3	-0.6	-1.8
Services.....	ID5	312	9.545	-2.2	0.7	0.2	-1.3	-0.6	0.4
Trade services.....	ID5	3123	5.175	-0.3	1.9	1.3	-2.2	-0.8	0.8
Transportation and warehousing services.....	ID5	3122	3.002	-8.0	-1.2	-2.0	-0.3	-0.4	-0.1
Transportation of passengers.....	ID5	31221	0.144	3.4	3.7	-0.4	-2.2	4.5	-0.3
Transportation and warehousing of goods.....	ID5	31222	2.858	-8.6	-1.5	-2.1	-0.2	-0.7	-0.1
Services less trade, transportation, and warehousing.....	ID5	3121	1.368	4.4	0.4	0.5	0.1	0.0	0.4
Inputs to stage 3 services producers.....	ID5	32	53.518	-3.2	-1.1	-0.1	-0.9	0.0	0.0
Goods.....	ID5	321	10.628	-23.6	-2.8	-3.7	-4.3	-0.5	-1.4
Foods.....	ID5	3211	0.090	-0.4	-1.0	-2.6	0.4	-1.4	0.0
Energy.....	ID5	3212	6.619	-34.5	-4.3	-5.8	-6.9	-0.7	-2.3
Goods excluding foods and energy.....	ID5	3213	3.919	-0.3	-0.2	-0.1	-0.3	-0.2	-0.1
Services.....	ID5	322	42.317	3.6	-0.6	0.8	-0.1	0.1	0.3
Trade services.....	ID5	3223	2.614	3.2	-0.8	2.5	-0.8	0.4	2.1
Transportation and warehousing services.....	ID5	3222	10.018	-2.0	-0.9	-0.6	-0.5	0.3	0.5
Transportation of passengers.....	ID5	32221	0.021	0.2	0.2	0.0	-0.1	0.2	0.0
Transportation and warehousing of goods.....	ID5	32222	9.997	-2.0	-0.9	-0.6	-0.5	0.3	0.5
Services less trade, transportation, and warehousing.....	ID5	3221	29.685	5.5	-0.5	1.1	0.1	0.0	0.0
Construction.....	ID5	323	0.573	4.4	0.4	0.1	1.4	0.1	0.3
Inputs to stage 3 construction producers.....	ID5	33	1.131	-4.4	0.3	0.0	-0.6	0.3	0.9
Goods.....	ID5	331	0.566	-3.2	-0.2	-0.3	0.0	-0.1	0.0
Goods excluding foods and energy.....	ID5	3313	0.566	-3.2	-0.2	-0.3	0.0	-0.1	0.0
Services.....	ID5	332	0.565	-4.8	0.8	0.2	-1.2	0.7	1.7
Trade services.....	ID5	3323	0.521	-5.2	0.9	0.2	-1.3	0.8	1.9
Transportation and warehousing services.....	ID5	3322	0.015	-1.7	-1.4	-0.1	0.4	-0.8	0.2
Transportation and warehousing of goods.....	ID5	33222	0.015	-1.7	-1.4	-0.1	0.4	-0.8	0.2
Services less trade, transportation, and warehousing.....	ID5	3321	0.029	4.9	0.0	0.5	0.3	-0.2	0.5
Stage 2 Intermediate Demand									

See footnotes at end of table.

Table 4. Producer price index percentage changes and weights for Final Demand-Intermediate Demand groupings, not seasonally adjusted — Continued
[July 2023]

Title	Commodity code		Relative Importance Dec. 2022 ¹	Unadjusted 12-month percent change ²	Unadjusted 1-month percent change ²				
	Group code	Item code			July 2022 to July 2023 ^P	Feb. to Mar.	Mar. to Apr. ^P	Apr. to May ^P	May to June ^P
Stage 2 intermediate demand.....	ID5	2	100.000	-8.5	-2.4	0.9	-1.6	-0.9	1.2
Inputs to stage 2 goods producers.....	ID5	21	54.274	-18.9	-3.9	1.2	-3.1	-2.1	2.6
Goods.....	ID5	211	40.812	-24.9	-5.1	1.3	-4.4	-2.6	3.4
Foods.....	ID5	2111	4.355	-5.9	-1.8	-0.6	-2.9	-3.0	3.1
Energy.....	ID5	2112	21.042	-39.2	-11.0	3.2	-8.5	-3.3	8.7
Goods excluding foods and energy.....	ID5	2113	15.415	-7.8	0.5	-0.1	-0.6	-1.7	-1.5
Services.....	ID5	212	13.197	3.6	-0.4	0.9	0.5	-0.8	0.5
Trade services.....	ID5	2123	5.150	2.7	0.2	2.1	1.2	-1.5	1.2
Transportation and warehousing services.....	ID5	2122	4.488	-0.5	-0.6	-0.7	0.2	-0.7	0.1
Transportation of passengers.....	ID5	21221	0.168	3.3	3.6	-0.4	-2.1	4.3	-0.3
Transportation and warehousing of goods.....	ID5	21222	4.320	-0.6	-0.7	-0.7	0.3	-0.9	0.1
Services less trade, transportation, and warehousing.....	ID5	2121	3.559	10.6	-0.9	1.2	-0.1	0.2	0.0
Construction.....	ID5	213	0.265	4.4	0.4	0.1	1.4	0.1	0.3
Inputs to stage 2 services producers.....	ID5	22	45.725	5.6	-0.8	0.7	0.0	0.2	-0.2
Goods.....	ID5	221	5.072	-3.3	-0.2	-0.1	-0.6	-0.2	-0.3
Foods.....	ID5	2211	0.055	-15.1	-2.2	-1.0	-2.2	-2.5	-1.1
Energy.....	ID5	2212	0.357	-28.8	-3.9	-3.8	-6.7	-1.3	-1.2
Goods excluding foods and energy.....	ID5	2213	4.660	-0.9	0.1	0.2	-0.2	-0.1	-0.2
Services.....	ID5	222	39.767	7.0	-0.9	0.8	0.1	0.3	-0.2
Trade services.....	ID5	2223	2.238	0.4	-3.3	0.8	3.5	-1.3	-0.9
Transportation and warehousing services.....	ID5	2222	2.862	-12.1	-1.8	-1.4	-0.9	1.8	-0.8
Transportation of passengers.....	ID5	22221	0.390	3.4	3.7	-0.4	-2.2	4.5	-0.3
Transportation and warehousing of goods.....	ID5	22222	2.472	-14.4	-2.7	-1.6	-0.7	1.4	-0.9
Services less trade, transportation, and warehousing.....	ID5	2221	34.667	9.2	-0.7	1.0	-0.1	0.3	-0.1
Construction.....	ID5	223	0.886	4.4	0.4	0.1	1.4	0.1	0.3
Stage 1 Intermediate Demand									
Stage 1 intermediate demand.....	ID5	1	100.000	-3.1	-0.1	-0.2	-0.6	0.1	-0.2
Inputs to stage 1 goods producers.....	ID5	11	33.533	-8.1	-0.3	-0.3	-1.0	-0.6	-1.0
Goods.....	ID5	111	24.780	-11.3	-0.7	-0.8	-1.0	-0.6	-1.8
Foods.....	ID5	1111	3.351	-12.9	-4.5	0.5	-2.6	-1.1	-4.6
Energy.....	ID5	1112	3.963	-19.3	0.4	-8.1	-5.0	1.5	0.3
Goods excluding foods and energy.....	ID5	1113	17.466	-9.3	-0.2	0.6	0.1	-1.0	-1.8
Services.....	ID5	112	8.752	1.1	0.7	0.9	-1.2	-0.3	1.1
Trade services.....	ID5	1123	5.298	-0.3	1.3	1.3	-1.9	-0.6	1.3
Transportation and warehousing services.....	ID5	1122	0.599	-0.4	-1.9	-0.1	1.7	-0.5	0.5
Transportation of passengers.....	ID5	11221	0.103	3.4	3.7	-0.4	-2.2	4.5	-0.3
Transportation and warehousing of goods.....	ID5	11222	0.496	-1.3	-3.1	-0.1	2.6	-1.5	0.7
Services less trade, transportation, and warehousing.....	ID5	1121	2.855	4.7	0.2	0.3	-0.4	0.3	0.9
Construction.....	ID5	113	0.001	4.4	0.4	0.1	1.4	0.1	0.3
Inputs to stage 1 services producers.....	ID5	12	53.646	0.8	0.0	0.0	-0.3	0.5	0.2
Goods.....	ID5	121	16.434	-8.3	-0.8	-1.0	-1.2	0.2	-0.8
Foods.....	ID5	1211	0.115	-32.5	6.2	3.0	-26.6	-12.8	-0.1
Energy.....	ID5	1212	5.528	-24.9	-2.6	-3.7	-3.3	1.0	-2.4
Goods excluding foods and energy.....	ID5	1213	10.791	2.7	0.1	0.3	0.0	-0.1	0.0
Services.....	ID5	122	37.209	5.7	0.3	0.5	0.1	0.7	0.7
Trade services.....	ID5	1223	3.617	2.5	0.6	1.1	0.1	-0.4	1.4
Transportation and warehousing services.....	ID5	1222	4.373	0.7	0.5	-0.8	-0.9	1.2	0.7
Transportation of passengers.....	ID5	12221	1.342	3.4	3.7	-0.4	-2.2	4.5	-0.3
Transportation and warehousing of goods.....	ID5	12222	3.031	-0.6	-0.8	-1.0	-0.4	-0.3	1.2
Services less trade, transportation, and warehousing.....	ID5	1221	29.219	6.9	0.3	0.6	0.3	0.7	0.6
Construction.....	ID5	123	0.003	4.4	0.4	0.1	1.4	0.1	0.3
Inputs to stage 1 construction producers.....	ID5	13	12.821	-5.0	0.1	-0.5	-0.9	-0.2	0.0
Goods.....	ID5	131	9.208	-4.4	-0.2	-0.7	-0.7	-0.3	-0.5
Energy.....	ID5	1312	0.934	-41.5	-4.1	-6.4	-7.2	-4.1	-6.4
Goods excluding foods and energy.....	ID5	1313	8.274	1.2	0.3	-0.1	0.0	0.0	0.1
Services.....	ID5	132	3.613	-6.1	0.7	-0.2	-1.4	0.2	1.3
Trade services.....	ID5	1323	2.667	-4.1	1.5	0.6	-1.7	0.4	1.7
Transportation and warehousing services.....	ID5	1322	0.854	-11.9	-1.7	-2.8	-0.3	-0.7	-0.1
Transportation and warehousing of goods.....	ID5	13222	0.854	-11.9	-1.7	-2.8	-0.3	-0.7	-0.1
Services less trade, transportation, and warehousing.....	ID5	1321	0.092	7.2	0.6	0.9	-0.2	-0.1	0.6
Special Groupings of Intermediate Demand by Production Flow									
Total goods inputs to stage 4 intermediate demand.....	ID5	9411	47.208	-1.6	-0.1	-0.1	-0.2	0.5	-0.3
Total services inputs to stage 4 intermediate demand.....	ID5	9412	52.739	5.5	0.0	0.7	0.1	0.0	0.8
Total construction inputs to stage 4 intermediate demand.....	ID5	9413	0.052	4.4	0.4	0.1	1.4	0.1	0.3
Total foods inputs to stage 4 intermediate demand.....	ID5	9414	5.660	-6.0	-0.9	0.1	-0.8	-0.2	-1.5

See footnotes at end of table.

Table 4. Producer price index percentage changes and weights for Final Demand-Intermediate Demand groupings, not seasonally adjusted — Continued
[July 2023]

Title	Commodity code		Relative Importance Dec. 2022 ¹	Unadjusted 12-month percent change ² July 2022 to July 2023 ^p	Unadjusted 1-month percent change ²				
	Group code	Item code			Feb. to Mar.	Mar. to Apr. ^p	Apr. to May ^p	May to June ^p	June to July ^p
Total energy goods inputs to stage 4 intermediate demand.....	ID5	9415	5.208	-10.5	-0.9	-2.4	-1.8	5.0	-0.2
Total goods less foods and energy inputs to stage 4 intermediate demand.	ID5	9416	36.340	0.4	0.1	0.1	0.1	-0.1	-0.2
Total goods inputs to stage 3 intermediate demand.....	ID5	9311	47.001	-15.4	-0.5	-0.7	-2.1	-0.1	-2.4
Total services inputs to stage 3 intermediate demand.....	ID5	9312	52.427	2.2	-0.4	0.6	-0.3	-0.1	0.3
Total construction inputs to stage 3 intermediate demand.....	ID5	9313	0.573	4.4	0.4	0.1	1.4	0.1	0.3
Total foods inputs to stage 3 intermediate demand.....	ID5	9314	11.996	-17.5	1.0	0.2	-4.6	0.9	-4.7
Total energy goods inputs to stage 3 intermediate demand.....	ID5	9315	7.911	-34.3	-3.2	-5.9	-6.6	-0.3	-2.0
Total goods less foods and energy inputs to stage 3 intermediate demand.	ID5	9316	27.094	-7.7	-0.4	0.5	0.2	-0.5	-1.5
Total goods inputs to stage 2 intermediate demand.....	ID5	9211	45.884	-22.7	-4.6	1.1	-4.0	-2.3	2.9
Total services inputs to stage 2 intermediate demand.....	ID5	9212	52.964	6.2	-0.8	0.8	0.2	0.0	0.0
Total construction inputs to stage 2 intermediate demand.....	ID5	9213	1.151	4.4	0.4	0.1	1.4	0.1	0.3
Total foods inputs to stage 2 intermediate demand.....	ID5	9214	4.410	-6.0	-1.8	-0.6	-2.9	-3.0	3.0
Total energy goods inputs to stage 2 intermediate demand.....	ID5	9215	21.399	-39.0	-10.9	3.0	-8.4	-3.3	8.5
Total goods less foods and energy inputs to stage 2 intermediate demand.	ID5	9216	20.075	-6.3	0.4	0.0	-0.5	-1.3	-1.2
Total goods inputs to stage 1 intermediate demand.....	ID5	9111	50.422	-9.1	-0.6	-0.8	-1.0	-0.3	-1.2
Total services inputs to stage 1 intermediate demand.....	ID5	9112	49.574	3.7	0.4	0.5	-0.2	0.4	0.8
Total construction inputs to stage 1 intermediate demand.....	ID5	9117	0.004	4.4	0.4	0.1	1.4	0.1	0.3
Total foods inputs to stage 1 intermediate demand.....	ID5	9114	3.466	-13.5	-4.2	0.5	-3.3	-1.4	-4.5
Total energy goods inputs to stage 1 intermediate demand.....	ID5	9115	10.425	-24.9	-1.6	-5.6	-4.3	0.7	-1.8
Total goods less foods and energy inputs to stage 1 intermediate demand.	ID5	9116	36.531	-3.5	0.0	0.4	0.1	-0.5	-0.8

¹ Comprehensive relative importance figures are initially computed after the publication of December indexes and are recalculated after final December indexes are available. Individual items and subtotals may not add exactly to totals because of rounding differences.

² All indexes are subject to revision for 4 months after their originally scheduled publication to incorporate late reports and corrections by survey respondents. In addition, seasonally adjusted indexes are subject to change for up to 5 years due to the recalculation of seasonal factors published each January.

³ PPI defines Total finished as including only the personal consumption and private capital investment portions of final demand.

⁴ Trade indexes measure changes in margins received by wholesalers and retailers.

⁵ The PPI definition of foods does not include food and beverages for immediate consumption. PPI defines food and beverages for immediate consumption as the service of preparing meals, snacks, and beverages to customer order for immediate on-premises and off-premises consumption.

⁶ Distributive services include transportation, warehousing, and trade of goods.

⁷ Includes intermediate trade, transportation, and warehousing services.

⁸ Includes crude petroleum.

⁹ Excludes crude petroleum.

p Preliminary

"/" Data not available.

Table 5. Producer price indexes for Final Demand-Intermediate Demand groupings, not seasonally adjusted
 [July 2023, Index base Nov. 2009=100, unless otherwise indicated]

Title	Other index base	Commodity code		Unadjusted index ¹				
		Group code	Item code	Mar. 2023	Apr. 2023 ^p	May 2023 ^p	June 2023 ^p	July 2023 ^p
Final Demand								
Final demand.....		FD	4	140.995	141.286	140.934	141.039	141.408
Final demand goods.....		FD	41	143.173	143.341	142.055	142.430	142.429
Final demand foods.....		FD	411	151.531	151.621	150.486	150.898	150.599
Finished consumer foods ²	00/82	FD	4111	266.250	266.057	264.408	266.016	265.077
Finished consumer foods, crude.....	00/82	FD	411113	294.085	299.854	247.386	255.327	251.706
Finished consumer foods, processed.....	00/82	FD	411112	262.441	261.681	264.883	265.878	265.199
Government purchased foods.....		FD	4112	152.106	151.676	153.266	153.725	154.040
Foods for export.....		FD	4113	156.866	158.085	154.879	153.008	153.509
Final demand energy.....		FD	412	144.234	144.516	138.549	140.778	141.235
Finished consumer energy goods ²	00/82	FD	4121	224.051	228.239	219.672	223.971	225.056
Government purchased energy.....		FD	4122	158.620	150.088	141.944	143.512	142.428
Energy for export.....		FD	4123	140.274	131.974	124.426	122.654	123.567
Final demand goods less foods and energy.....		FD	413	140.619	140.773	140.907	140.690	140.628
Finished goods less foods and energy ²	00/82	FD	4131	246.111	246.329	247.030	247.144	247.674
Finished consumer goods less foods and energy.....	00/82	FD	41311	274.018	274.074	274.673	274.741	275.235
Nondurable consumer goods less foods and energy.....	00/82	FD	413111	354.901	355.133	356.188	356.303	357.074
Durable consumer goods.....	00/82	FD	413112	190.944	190.851	191.040	191.066	191.302
Private capital equipment.....	00/82	FD	41312	210.849	211.198	211.958	212.107	212.646
Private capital equipment for manufacturing industries.....	00/82	FD	413121	225.640	226.012	227.451	227.780	228.227
Private capital equipment for nonmanufacturing industries.....	00/82	FD	413122	206.422	206.765	207.324	207.419	207.985
Government purchased goods, excluding foods and energy.....		FD	4132	136.671	136.626	136.533	136.335	136.416
Government purchased goods excluding foods, energy, and capital equipment.....		FD	41321	146.542	146.385	146.104	145.685	145.512
Government purchased capital equipment.....		FD	41322	122.318	122.410	122.543	122.612	122.998
Goods for export, excluding foods and energy.....		FD	4133	138.092	138.356	138.102	137.396	136.661
Final demand services.....		FD	42	138.763	139.128	139.176	139.163	139.784
Final demand trade services ³		FD	423	150.549	151.464	152.032	150.323	151.345
Trade of finished goods ²		FD	4231	149.303	150.132	150.659	149.148	149.835
Trade of personal consumption goods.....		FD	42311	149.158	150.104	150.691	149.836	149.988
Trade of private capital equipment.....		FD	42312	148.247	148.553	148.809	144.413	147.455
Trade of government purchased goods.....		FD	4232	157.543	159.695	160.519	157.639	161.292
Trade of government purchased goods, excluding capital equipment.....		FD	42321	162.217	165.314	165.912	165.308	168.731
Trade of government purchased capital equipment.....		FD	42322	149.048	149.769	150.921	144.663	148.626
Trade of exports.....		FD	4233	159.608	160.850	161.706	158.573	161.766
Final demand transportation and warehousing services.....		FD	422	153.319	150.564	149.278	150.296	150.193
Transportation of passengers for final demand.....		FD	4221	139.515	138.969	135.873	141.983	141.507
Transportation of private passengers.....		FD	42211	139.509	138.964	135.874	141.972	141.497
Transportation of government passengers.....		FD	42212	139.252	138.712	135.650	141.692	141.222
Transportation of passengers for export.....		FD	42213	139.552	139.002	135.878	142.042	141.562
Transportation and warehousing of goods for final demand.....		FD	4222	157.862	154.260	153.687	152.689	152.734
Transportation and warehousing of finished goods ²		FD	42221	156.139	152.349	151.788	150.789	150.843
Transportation and warehousing of personal consumption goods.....		FD	422211	156.549	152.811	152.252	151.264	151.380
Transportation and warehousing of private capital equipment.....		FD	422212	154.486	150.477	149.911	148.868	148.668
Transportation and warehousing of government purchased goods.....		FD	42222	155.889	152.820	152.080	151.006	151.543
Transportation and warehousing of exports.....		FD	42223	163.429	160.125	159.555	158.566	158.487
Final demand services less trade, transportation, and warehousing.....		FD	421	131.885	132.351	132.328	132.894	133.424
Finished services less trade, transportation, and warehousing ²		FD	4211	132.235	132.647	132.586	133.173	133.682
Finished consumer services less trade, transportation, and warehousing.....		FD	42111	131.623	132.091	131.934	132.514	133.077
Private capital investment services less trade, transportation, and warehousing.....		FD	42112	138.118	138.091	138.782	139.431	139.512
Government purchased services less trade, transportation, and warehousing.....		FD	4212	122.829	123.438	123.456	123.859	124.516
Gov. purchased services less trade, transportation, and warehousing, excl. capital investment.....		FD	42121	123.356	124.040	124.026	124.433	125.199
Government purchased capital investment services less trade, transportation, and warehousing.....		FD	42122	109.370	108.895	109.356	109.697	108.763
Services for export less trade, transportation, and warehousing.....		FD	4213	137.977	139.083	139.556	140.022	140.715
Final demand construction.....		FD	43	176.774	176.463	176.704	176.730	174.391
Construction for private capital investment.....		FD	431	181.016	180.751	180.993	181.041	178.467
Construction for government.....		FD	432	168.856	168.449	168.686	168.668	166.813
Final Demand Special Groupings								
Final demand less exports.....	04/10	FD	49101	138.506	138.827	138.502	138.732	139.115
Final demand less government.....	04/10	FD	49102	139.019	139.384	139.072	139.175	139.542
Final demand less foods, food and nonalcoholic beverages for immediate consumption, and energy ¹	04/10	FD	49103	138.758	139.065	139.102	139.001	139.421
Final demand less foods and energy ⁴	04/10	FD	49104	138.434	138.734	138.804	138.748	139.147
Final demand less foods and food and nonalcoholic beverages for immediate consumption ⁴	04/10	FD	49105	138.687	138.992	138.634	138.687	139.108

See footnotes at end of table.

Table 5. Producer price indexes for Final Demand-Intermediate Demand groupings, not seasonally adjusted — Continued

[July 2023, Index base Nov. 2009=100, unless otherwise indicated]

Title	Other index base	Commodity code		Unadjusted index ¹				
		Group code	Item code	Mar. 2023	Apr. 2023 ^P	May 2023 ^P	June 2023 ^P	July 2023 ^P
Final demand less foods ⁴	04/10	FD	49106	138.318	138.616	138.312	138.399	138.799
Final demand less energy.....	04/10	FD	49107	138.924	139.211	139.214	139.185	139.543
Final demand less trade services.....	01/10	FD	49108	137.146	137.297	136.748	137.250	137.471
Final demand less distributive services ⁵	01/10	FD	49109	136.423	136.734	136.185	136.751	136.980
Final demand goods less energy.....	01/10	FD	49111	141.497	141.635	141.492	141.414	141.302
Final demand goods less foods.....	04/10	FD	49112	138.329	138.509	137.220	137.578	137.639
Final demand services less trade services.....	04/10	FD	49113	132.735	132.896	132.755	133.358	133.825
Final demand distributive services ⁵	04/10	FD	49114	148.635	148.836	149.216	147.650	148.503
Final demand goods plus final demand distributive services ⁵	04/10	FD	49115	143.366	143.545	142.969	142.533	142.886
Final demand less foods, energy, and trade services ⁴	08/13	FD	49116	127.515	127.651	127.598	127.942	128.168
Private and government purchased capital equipment.....	08/13	FD	49117	127.118	127.313	127.727	127.814	128.149
Private and government purchased capital investment services.....	08/13	FD	49118	132.022	131.922	132.367	131.014	132.143
Total private and government purchased capital investment.....	08/13	FD	49119	133.399	133.383	133.785	133.145	133.548
Total finished ²	01/10	FD	49201	139.437	139.856	139.573	139.817	140.209
Total finished less foods, food and nonalcoholic beverages for immediate consumption, and energy ^{2, 4}	12/10	FD	49202	138.047	138.346	138.440	138.482	138.905
Total finished less foods and energy ^{2, 4}	01/10	FD	49203	138.880	139.183	139.277	139.319	139.745
Total finished less foods and food and nonalcoholic beverages for immediate consumption ^{2, 4}	12/10	FD	49204	137.512	137.955	137.707	137.915	138.352
Total finished less foods ^{2, 4}	01/10	FD	49205	138.893	139.341	139.092	139.301	139.743
Total finished less energy ²	01/10	FD	49206	139.469	139.749	139.787	139.876	140.250
Finished goods ²	00/82	FD	49207	253.942	255.147	252.899	254.453	254.847
Finished goods less energy ²	00/82	FD	49208	250.678	250.784	250.848	251.364	251.496
Finished goods, excluding foods ^{2, 4}	00/82	FD	49209	250.045	251.615	249.215	250.751	251.493
Finished services ²	01/10	FD	49210	137.250	137.599	137.632	137.670	138.193
Private capital investment services.....	04/10	FD	49211	142.107	141.982	142.437	141.100	142.275
Finished distributive services ^{2, 5}	04/10	FD	49212	147.049	147.307	147.692	146.272	146.870
Finished services less trade services ²	04/10	FD	49213	132.565	132.735	132.585	133.201	133.662
Finished services less distributive services ^{2, 5}	04/10	FD	49214	131.531	131.919	131.792	132.497	132.980
Total private capital investment (goods, services, and construction).....	04/10	FD	49215	141.305	141.293	141.732	141.062	141.553
Finished goods plus finished distributive services ²	04/10	FD	49216	144.199	144.671	144.207	143.971	144.374
Total exports.....	04/10	FD	49301	140.152	140.212	139.724	139.005	139.237
Goods for export.....	00/82	FD	49302	235.466	235.270	233.562	232.046	231.216
Services for export.....	04/10	FD	49303	148.668	148.971	149.173	148.659	149.893
Total government purchases.....	04/10	FD	49401	136.245	135.630	134.883	134.990	135.309
Government purchased goods.....	00/82	FD	49402	234.010	230.325	227.129	227.668	227.356
Government purchased services.....	04/10	FD	49403	130.915	131.559	131.587	131.542	132.645
Total government purchased capital investment (goods, services, construction).....	08/13	FD	49404	131.516	131.469	131.778	131.092	131.061
Government purchases, defense.....	05/15	FD	49405	123.093	121.801	120.875	120.821	121.444
Government purchases, non-defense.....	05/15	FD	49406	130.692	130.495	129.897	130.074	130.232
Personal consumption.....	01/10	FD	49501	138.928	139.445	138.997	139.451	139.819
Personal consumption goods (finished consumer goods).....	00/82	FD	49502	272.227	273.805	270.239	272.408	272.737
Personal consumption goods less energy.....	00/82	FD	49503	271.220	271.168	270.783	271.524	271.393
Personal consumption goods less foods.....	00/82	FD	49504	272.855	275.176	270.819	273.210	274.075
Personal consumption nondurable goods less foods.....	00/82	FD	49508	308.674	312.074	305.685	309.133	310.277
Personal consumption services.....	04/10	FD	49505	135.985	136.406	136.374	136.624	137.045
Personal consumption less trade services.....	04/10	FD	49506	135.792	136.201	135.497	136.275	136.696
Personal consumption less distributive services ⁵	04/10	FD	49507	135.277	135.833	135.124	135.965	136.397
Personal consumption less foods and energy.....	04/14	FD	49510	127.511	127.867	127.870	128.083	128.460
Personal consumption less foods, energy, and trade services ³	04/14	FD	49511	124.449	124.649	124.489	125.006	125.454
Personal consumption less foods, energy, and distributive services ⁵	04/14	FD	49512	124.134	124.493	124.348	124.928	125.393
Personal consumption goods plus personal consumption distributive services ⁵	08/13	FD	49509	132.858	133.405	132.762	132.881	133.026
Intermediate Demand by Commodity Type								
Processed goods								
Processed goods for intermediate demand.....	00/82	ID6	1	260.464	258.798	256.718	256.818	255.147
Materials and components for manufacturing.....	00/82	ID6	11	236.065	237.042	237.030	235.661	232.933
Materials for manufacturing.....		ID6	111	147.968	148.613	148.648	147.299	144.561
Materials for food manufacturing.....	00/82	ID6	1111	253.727	252.421	249.035	246.134	246.024
Materials for nondurable manufacturing.....	00/82	ID6	1112	274.345	274.365	270.899	267.644	264.213
Materials for durable manufacturing.....	00/82	ID6	1113	282.162	285.937	291.872	290.479	281.142
Components for manufacturing.....	00/82	ID6	112	187.216	187.921	187.820	187.772	187.776
Components for nondurable manufacturing.....		ID6	1121	147.065	147.359	147.053	146.209	145.410
Components for durable manufacturing.....		ID6	1122	132.061	132.570	132.510	132.513	132.554
Materials and components for construction.....	00/82	ID6	12	351.214	351.427	351.362	351.077	351.467
Materials for construction.....		ID6	121	166.591	166.225	166.550	166.441	166.997
Components for construction.....		ID6	122	178.914	179.419	179.085	178.917	178.801
Processed fuels and lubricants for intermediate demand.....	00/82	ID6	13	256.607	246.517	236.840	241.752	240.011
Processed fuels and lubricants to manufacturing industries.....	00/82	ID6	131	263.923	248.646	241.715	250.590	249.744

See footnotes at end of table.

Table 5. Producer price indexes for Final Demand-Intermediate Demand groupings, not seasonally adjusted — Continued

[July 2023, Index base Nov. 2009=100, unless otherwise indicated]

Title	Other index base	Commodity code		Unadjusted index ¹				
		Group code	Item code	Mar. 2023	Apr. 2023 ^P	May 2023 ^P	June 2023 ^P	July 2023 ^P
Processed fuels and lubricants to nonmanufacturing industries.....	00/82	ID6	132	254.593	246.134	235.576	239.236	237.208
Containers for intermediate demand.....	00/82	ID6	14	311.257	310.631	311.588	310.023	308.427
Supplies for intermediate demand.....	00/82	ID6	15	253.375	253.014	252.452	251.682	251.594
Supplies to manufacturing industries.....	00/82	ID6	151	247.673	247.614	247.391	246.777	246.145
Supplies to nonmanufacturing industries.....	00/82	ID6	152	252.249	251.844	251.234	250.446	250.443
Supplies to nonmanufacturing industries, feeds.....	00/82	ID6	1521	249.353	245.654	240.720	236.984	240.293
Supplies to nonmanufacturing industries, other than feeds.....	00/82	ID6	1522	254.656	254.675	254.622	254.215	253.777
Unprocessed goods								
Unprocessed goods for intermediate demand.....	00/82	ID6	2	258.773	263.087	249.649	246.436	247.196
Unprocessed foodstuffs and feedstuffs.....	00/82	ID6	21	240.594	241.689	231.458	234.032	226.960
Unprocessed nonfood materials.....	00/82	ID6	22	260.698	267.172	251.982	244.684	251.131
Unprocessed nonfood materials except fuel.....	00/82	ID6	221	326.425	346.178	324.641	313.504	319.208
Unprocessed nonfood materials except fuel to manufacturing industries.....	00/82	ID6	2211	301.958	321.108	300.178	289.272	294.800
Unprocessed nonfood materials except fuel to nonmanufacturing industries.....	00/82	ID6	2212	347.038	347.695	348.145	350.315	350.532
Unprocessed fuel.....	00/82	ID6	222	123.973	105.030	102.567	102.876	110.418
Unprocessed fuel to manufacturing industries.....	00/82	ID6	2221	218.889	214.753	208.750	215.200	220.515
Unprocessed fuel to nonmanufacturing industries.....	00/82	ID6	2222	122.160	101.843	99.509	99.480	107.363
Services								
Services for intermediate demand.....		ID6	3	144.375	145.423	145.384	145.509	146.166
Trade services for intermediate demand ⁵		ID6	33	170.468	172.239	171.951	170.670	172.818
Trade services for manufacturing industries.....	12/12	ID6	331	157.723	158.876	158.245	156.467	158.189
Trade services for nonmanufacturing industries.....	12/12	ID6	332	149.809	151.828	151.923	151.365	153.508
Transportation and warehousing services for intermediate demand.....		ID6	32	156.687	155.122	154.155	154.338	154.864
Transportation of passengers for intermediate demand.....		ID6	321	139.314	138.774	135.714	141.754	141.283
Transportation of passengers for manufacturing industries.....		ID6	3211	139.526	138.976	135.855	142.014	141.534
Transportation of passengers for nonmanufacturing industries.....		ID6	3212	139.350	138.812	135.758	141.784	141.315
Transportation and warehousing of goods for intermediate demand.....		ID6	322	158.637	156.973	156.200	155.834	156.454
Transportation and warehousing of goods for manufacturing industries.....	12/12	ID6	3221	131.924	129.678	129.550	128.548	128.529
Transportation and warehousing of goods for nonmanufacturing industries.....	12/12	ID6	3222	141.681	140.445	139.605	139.480	140.189
Services less trade, transportation, and warehousing for intermediate demand.....		ID6	31	135.141	136.504	136.689	137.106	137.459
Services less trade, transportation, and warehousing for manufacturing industries.....		ID6	311	127.408	127.955	128.076	127.937	128.452
Services less trade, transportation, and warehousing for nonmanufacturing industries.....		ID6	312	135.386	136.777	136.964	137.400	137.748
Construction								
Construction for intermediate demand.....		ID6	4	143.359	143.442	145.443	145.602	145.996
Intermediate Demand by Commodity Type Special Groupings								
Processed materials less foods and feeds.....	00/82	ID6	9111	261.563	259.903	257.904	258.264	256.350
Processed foods and feeds.....	00/82	ID6	9112	249.999	248.264	245.390	242.965	243.657
Processed energy goods.....	00/82	ID6	9113	257.798	247.661	237.939	242.871	241.121
Processed materials less energy.....	00/82	ID6	9118	258.004	258.465	258.312	257.203	255.573
Processed materials less foods and energy.....	00/82	ID6	9115	258.539	259.282	259.479	258.545	256.616
Intermediate distributive services ⁶	04/10	ID6	9116	162.901	163.156	162.662	161.794	163.253
Processed goods plus intermediate distributive services.....	04/10	ID6	9117	147.336	146.744	145.785	145.590	145.323
Unprocessed materials less agricultural products.....	00/82	ID6	9211	260.698	266.758	251.219	243.024	253.907
Unprocessed energy materials ⁷	00/82	ID6	9212	190.329	197.293	181.521	176.001	190.122
Unprocessed materials less energy.....	00/82	ID6	9213	297.898	299.959	289.409	288.289	277.603
Unprocessed nonfood materials less energy ⁸	00/82	ID6	9216	468.587	473.598	462.360	449.708	427.968
Intermediate Demand by Production Flow								
Stage 4 Intermediate Demand								
Stage 4 intermediate demand.....		ID5	4	147.461	147.925	147.837	148.170	148.538
Inputs to stage 4 goods producers.....		ID5	41	146.745	146.856	146.939	146.339	145.829
Goods.....		ID5	411	140.479	140.667	140.539	140.322	139.293
Foods.....		ID5	4111	153.613	154.580	152.016	151.075	146.981
Energy.....		ID5	4112	179.602	153.894	140.137	145.208	146.669
Goods excluding foods and energy.....		ID5	4113	138.215	138.523	138.894	138.738	138.156
Services.....		ID5	412	167.603	167.456	168.241	166.369	167.587
Trade services.....		ID5	4123	179.611	179.320	180.560	177.776	179.352
Transportation and warehousing services.....		ID5	4122	137.802	136.283	135.087	135.427	135.449
Transportation of passengers.....		ID5	41221	139.551	139.001	135.878	142.041	141.561
Transportation and warehousing of goods.....		ID5	41222	146.585	144.775	143.877	143.094	143.216
Services less trade, transportation, and warehousing.....		ID5	4121	128.817	129.520	129.566	129.758	130.227
Inputs to stage 4 services producers.....		ID5	42	143.597	144.232	144.301	145.216	146.071

See footnotes at end of table.

Table 5. Producer price indexes for Final Demand-Intermediate Demand groupings, not seasonally adjusted — Continued

[July 2023, Index base Nov. 2009=100, unless otherwise indicated]

Title	Other index base	Commodity code		Unadjusted index ¹				
		Group code	Item code	Mar. 2023	Apr. 2023 ^P	May 2023 ^P	June 2023 ^P	July 2023 ^P
Goods.....		ID5	421	145.995	144.591	144.439	147.107	147.108
Foods.....		ID5	4211	148.135	147.325	147.760	148.367	148.528
Energy.....		ID5	4212	140.699	136.685	136.217	144.470	144.386
Goods excluding foods and energy.....		ID5	4213	147.570	147.519	147.372	147.371	147.373
Services.....		ID5	422	142.582	143.896	144.037	144.365	145.506
Trade services.....		ID5	4223	159.060	160.335	161.213	160.108	162.233
Transportation and warehousing services.....		ID5	4222	152.089	151.309	149.227	149.614	151.137
Transportation of passengers.....		ID5	42221	138.993	138.448	135.355	141.458	140.983
Transportation and warehousing of goods.....		ID5	42222	154.949	154.126	152.206	151.625	153.494
Services less trade, transportation, and warehousing.....		ID5	4221	138.809	140.337	140.629	141.103	142.090
Construction.....		ID5	423	143.359	143.442	145.443	145.602	145.996
Inputs to stage 4 construction producers.....		ID5	43	162.665	163.198	162.069	162.059	162.354
Goods.....		ID5	431	166.940	167.488	166.639	166.652	166.633
Energy.....		ID5	4312	159.910	164.098	153.294	153.796	152.449
Goods excluding foods and energy.....		ID5	4313	171.471	171.667	171.799	171.763	171.878
Services.....		ID5	432	151.667	152.161	150.337	150.271	151.339
Trade services.....		ID5	4323	170.482	172.747	168.357	168.558	170.966
Transportation and warehousing services.....		ID5	4322	150.834	147.254	146.376	145.596	145.452
Transportation of passengers.....		ID5	43221	145.460	144.887	141.638	148.050	147.551
Transportation and warehousing of goods.....		ID5	43222	151.764	148.093	147.267	146.308	146.172
Services less trade, transportation, and warehousing.....		ID5	4321	130.533	131.071	131.097	131.073	131.411
Stage 3 Intermediate Demand								
Stage 3 intermediate demand.....		ID5	3	148.101	148.141	146.471	146.340	144.990
Inputs to stage 3 goods producers.....		ID5	31	160.208	160.533	158.204	157.956	154.735
Goods.....		ID5	311	156.211	156.524	154.207	154.141	149.946
Foods.....		ID5	3111	177.482	177.955	169.780	171.399	163.241
Energy.....		ID5	3112	151.616	141.438	134.451	136.388	135.385
Goods excluding foods and energy.....		ID5	3113	151.768	152.632	153.030	152.104	149.334
Services.....		ID5	312	164.850	165.198	162.980	162.050	162.765
Trade services.....		ID5	3123	172.514	174.767	170.844	169.488	170.774
Transportation and warehousing services.....		ID5	3122	152.349	149.354	148.892	148.286	148.075
Transportation of passengers.....		ID5	31221	148.580	147.994	144.671	151.229	150.719
Transportation and warehousing of goods.....		ID5	31222	152.342	149.218	148.915	147.912	147.717
Services less trade, transportation, and warehousing.....		ID5	3121	132.744	133.425	133.511	133.479	133.971
Inputs to stage 3 services producers.....		ID5	32	138.121	137.958	136.762	136.704	136.675
Goods.....		ID5	321	131.625	126.812	121.335	120.733	119.086
Foods.....		ID5	3211	161.152	156.971	157.542	155.300	155.313
Energy.....		ID5	3212	134.720	126.925	118.144	117.327	114.685
Goods excluding foods and energy.....		ID5	3213	136.487	136.324	135.885	135.631	135.505
Services.....		ID5	322	139.675	140.733	140.622	140.705	141.096
Trade services.....		ID5	3223	188.812	193.456	191.886	192.652	196.791
Transportation and warehousing services.....		ID5	3222	162.197	161.219	160.364	160.784	161.538
Transportation of passengers.....		ID5	32221	104.548	104.526	104.403	104.646	104.627
Transportation and warehousing of goods.....		ID5	32222	162.697	161.713	160.854	161.277	162.034
Services less trade, transportation, and warehousing.....		ID5	3221	131.031	132.436	132.616	132.566	132.631
Construction.....		ID5	323	143.359	143.442	145.443	145.602	145.996
Inputs to stage 3 construction producers.....		ID5	33	139.340	139.284	138.461	138.881	140.085
Goods.....		ID5	331	134.900	134.491	134.477	134.341	134.311
Goods excluding foods and energy.....		ID5	3313	171.895	171.374	171.356	171.183	171.144
Services.....		ID5	332	163.102	163.459	161.561	162.694	165.521
Trade services.....		ID5	3323	167.654	168.008	165.840	167.161	170.254
Transportation and warehousing services.....		ID5	3322	113.857	113.767	114.233	113.340	113.587
Transportation and warehousing of goods.....		ID5	33222	120.181	120.086	120.578	119.635	119.895
Services less trade, transportation, and warehousing.....		ID5	3321	124.283	124.921	125.294	125.058	125.712
Stage 2								
Stage 2 intermediate demand.....		ID5	2	134.408	135.665	133.524	132.267	133.863
Inputs to stage 2 goods producers.....		ID5	21	123.274	124.700	120.871	118.381	121.427
Goods.....		ID5	211	119.530	121.034	115.681	112.693	116.545
Foods.....		ID5	2111	170.030	168.938	164.056	159.089	164.008
Energy.....		ID5	2112	84.955	87.633	80.196	77.513	84.254
Goods excluding foods and energy.....		ID5	2113	148.385	148.223	147.260	144.718	142.521
Services.....		ID5	212	147.765	149.102	149.825	148.683	149.412
Trade services.....		ID5	2123	163.837	167.313	169.245	166.764	168.753
Transportation and warehousing services.....		ID5	2122	167.340	166.190	166.510	165.338	165.450
Transportation of passengers.....		ID5	21221	139.785	139.258	136.267	142.168	141.709
Transportation and warehousing of goods.....		ID5	21222	168.995	167.813	168.294	166.777	166.916
Services less trade, transportation, and warehousing.....		ID5	2121	134.632	136.189	136.041	136.292	136.289
Construction.....		ID5	213	143.359	143.442	145.443	145.602	145.996

See footnotes at end of table.

Table 5. Producer price indexes for Final Demand-Intermediate Demand groupings, not seasonally adjusted — Continued

[July 2023, Index base Nov. 2009=100, unless otherwise indicated]

Title	Other index base	Commodity code		Unadjusted index ¹				
		Group code	Item code	Mar. 2023	Apr. 2023 ^P	May 2023 ^P	June 2023 ^P	July 2023 ^P
Inputs to stage 2 services producers.....		ID5	22	143.523	144.528	144.546	144.870	144.603
Goods.....		ID5	221	146.051	145.872	144.970	144.695	144.300
Foods.....		ID5	2211	123.748	122.493	119.778	116.836	115.560
Energy.....		ID5	2212	166.350	159.995	149.238	147.232	145.512
Goods excluding foods and energy.....		ID5	2213	145.327	145.569	145.338	145.212	144.915
Services.....		ID5	222	142.798	143.966	144.053	144.454	144.189
Trade services.....		ID5	2223	176.751	178.229	184.472	182.074	180.505
Transportation and warehousing services.....		ID5	2222	148.080	146.001	144.662	147.296	146.124
Transportation of passengers.....		ID5	22221	139.958	139.410	136.301	142.437	141.959
Transportation and warehousing of goods.....		ID5	22222	150.157	147.790	146.771	148.772	147.468
Services less trade, transportation, and warehousing.....		ID5	2221	141.673	143.074	142.981	143.348	143.209
Construction.....		ID5	223	143.359	143.442	145.443	145.602	145.996
Stage 1 Intermediate Demand								
Stage 1 intermediate demand.....		ID5	1	145.890	145.658	144.787	144.889	144.573
Inputs to stage 1 goods producers.....		ID5	11	148.268	147.791	146.275	145.458	143.963
Goods.....		ID5	111	147.456	146.327	144.897	143.956	141.319
Foods.....		ID5	1111	163.448	164.213	159.962	158.203	150.990
Energy.....		ID5	1112	138.761	127.517	121.174	123.007	123.326
Goods excluding foods and energy.....		ID5	1113	150.614	151.572	151.769	150.273	147.633
Services.....		ID5	112	154.372	155.759	153.959	153.472	155.175
Trade services.....		ID5	1123	170.188	172.446	169.238	168.218	170.359
Transportation and warehousing services.....		ID5	1122	155.006	154.824	157.477	156.736	157.478
Transportation of passengers.....		ID5	11221	139.525	138.974	135.852	142.014	141.534
Transportation and warehousing of goods.....		ID5	11222	157.076	156.987	161.044	158.591	159.629
Services less trade, transportation, and warehousing.....		ID5	1121	109.294	109.620	109.188	109.479	110.495
Construction.....		ID5	113	143.359	143.442	145.443	145.602	145.996
Inputs to stage 1 services producers.....		ID5	12	143.395	143.445	143.053	143.797	144.114
Goods.....		ID5	121	147.078	145.602	143.814	144.100	142.946
Foods.....		ID5	1211	199.016	205.085	150.556	131.277	131.143
Energy.....		ID5	1212	159.356	153.446	148.354	149.778	146.113
Goods excluding foods and energy.....		ID5	1213	148.995	149.480	149.515	149.411	149.377
Services.....		ID5	122	141.184	141.876	142.074	143.007	143.944
Trade services.....		ID5	1223	170.312	172.208	172.328	171.591	173.919
Transportation and warehousing services.....		ID5	1222	144.775	143.618	142.254	143.906	144.917
Transportation of passengers.....		ID5	12221	139.441	138.891	135.770	141.928	141.449
Transportation and warehousing of goods.....		ID5	12222	163.063	161.462	160.878	160.325	162.232
Services less trade, transportation, and warehousing.....		ID5	1221	136.169	136.997	137.421	138.407	139.185
Construction.....		ID5	123	143.359	143.442	145.443	145.602	145.996
Inputs to stage 1 construction producers.....		ID5	13	162.408	161.522	160.146	159.843	159.867
Goods.....		ID5	131	164.574	163.423	162.351	161.821	161.047
Energy.....		ID5	1312	149.712	140.071	130.005	124.616	116.594
Goods excluding foods and energy.....		ID5	1313	169.051	168.907	168.903	168.954	169.047
Services.....		ID5	132	158.129	157.887	155.754	156.007	157.980
Trade services.....		ID5	1323	165.665	166.666	163.850	164.549	167.320
Transportation and warehousing services.....		ID5	1322	125.306	121.780	121.404	120.513	120.349
Transportation and warehousing of goods.....		ID5	13222	129.613	125.965	125.576	124.656	124.486
Services less trade, transportation, and warehousing.....		ID5	1321	136.923	138.146	137.837	137.690	138.454
Intermediate Demand by Production Flow Special Groupings								
Total goods inputs to stage 4 intermediate demand.....	04/10	ID5	9411	144.378	144.163	143.887	144.573	144.072
Total services inputs to stage 4 intermediate demand.....	04/10	ID5	9412	146.621	147.682	147.762	147.770	148.915
Total construction inputs to stage 4 intermediate demand.....	04/10	ID5	9413	142.171	142.254	144.238	144.395	144.787
Total foods inputs to stage 4 intermediate demand.....	04/10	ID5	9414	147.943	148.142	146.895	146.625	144.410
Total energy goods inputs to stage 4 intermediate demand.....	04/10	ID5	9415	133.125	129.962	127.609	133.952	133.739
Total goods less foods and energy inputs to stage 4 intermediate demand.....	04/10	ID5	9416	146.638	146.843	147.048	146.954	146.661
Total goods inputs to stage 3 intermediate demand.....	04/10	ID5	9311	142.356	141.396	138.452	138.260	134.940
Total services inputs to stage 3 intermediate demand.....	04/10	ID5	9312	142.963	143.891	143.421	143.347	143.810
Total construction inputs to stage 3 intermediate demand.....	04/10	ID5	9313	142.171	142.254	144.238	144.395	144.787
Total foods inputs to stage 3 intermediate demand.....	04/10	ID5	9314	157.844	158.230	151.020	152.432	145.233
Total energy goods inputs to stage 3 intermediate demand.....	04/10	ID5	9315	134.648	126.649	118.302	117.910	115.562
Total goods less foods and energy inputs to stage 3 intermediate demand.....	04/10	ID5	9316	143.372	144.019	144.266	143.495	141.291
Total goods inputs to stage 2 intermediate demand.....	04/10	ID5	9211	116.394	117.658	113.006	110.429	113.677
Total services inputs to stage 2 intermediate demand.....	04/10	ID5	9212	144.447	145.659	145.896	145.933	145.903
Total construction inputs to stage 2 intermediate demand.....	04/10	ID5	9213	142.171	142.254	144.238	144.395	144.787
Total foods inputs to stage 2 intermediate demand.....	04/10	ID5	9214	170.425	169.323	164.444	159.476	164.326
Total energy goods inputs to stage 2 intermediate demand.....	04/10	ID5	9215	84.088	86.609	79.291	76.671	83.177
Total goods less foods and energy inputs to stage 2 intermediate demand.....	04/10	ID5	9216	139.245	139.181	138.434	136.569	134.916
Total goods inputs to stage 1 intermediate demand.....	04/10	ID5	9111	133.471	132.361	131.038	130.629	129.006

See footnotes at end of table.

Table 5. Producer price indexes for Final Demand-Intermediate Demand groupings, not seasonally adjusted — Continued

[July 2023, Index base Nov. 2009=100, unless otherwise indicated]

Title	Other index base	Commodity code		Unadjusted index ¹				
		Group code	Item code	Mar. 2023	Apr. 2023 ^p	May 2023 ^p	June 2023 ^p	July 2023 ^p
Total services inputs to stage 1 intermediate demand.....	04/10	ID5	9112	143.816	144.563	144.266	144.903	146.035
Total construction inputs to stage 1 intermediate demand.....	04/10	ID5	9117	142.171	142.254	144.238	144.395	144.787
Total foods inputs to stage 1 intermediate demand.....	04/10	ID5	9114	154.537	155.379	150.215	148.154	141.535
Total energy goods inputs to stage 1 intermediate demand.....	04/10	ID5	9115	144.909	136.781	130.951	131.912	129.580
Total goods less foods and energy inputs to stage 1 intermediate demand.....	04/10	ID5	9116	127.598	128.083	128.170	127.549	126.492

¹ All indexes are subject to revision for 4 months after their originally scheduled publication to incorporate late reports and corrections by survey respondents. In addition, seasonally adjusted indexes are subject to change for up to 5 years due to the recalculation of seasonal factors published each January.

² PPI defines Total finished as including only the personal consumption and private capital investment portions of final demand.

³ Trade indexes measure changes in margins received by wholesalers and retailers.

⁴ The PPI definition of foods does not include food and beverages for immediate consumption. PPI defines food and beverages for immediate consumption as the service of preparing meals, snacks, and beverages to customer order for immediate on-premises and off-premises consumption.

⁵ Distributive services include transportation, warehousing, and trade of goods.

⁶ Includes intermediate trade, transportation, and warehousing services.

⁷ Includes crude petroleum.

⁸ Excludes crude petroleum.

p Preliminary

"/" Data not available.

Table 6. Producer price index percentage changes for selected aggregate commodity and service groupings, not seasonally adjusted [July 2023]

Title	Commodity code		Unadjusted 12-month percent change ¹ July 2022 to July 2023 ^P	Unadjusted 1-month percent change ¹				
	Group code	Item code		Feb. to Mar.	Mar. to Apr. ^P	Apr. to May ^P	May to June ^P	June to July ^P
Goods								
All commodities.....	00	000000	-7.0	-0.6	-0.1	-1.2	0.1	-0.3
Farm products, processed foods and feeds.....	PFF	PLUS02	-3.6	0.3	0.2	-1.6	0.4	-0.9
Farm products.....	01	—	-10.0	-0.3	1.6	-5.5	1.6	-3.0
Processed foods and feeds.....	02	—	-0.5	0.6	-0.5	0.3	-0.2	0.0
Industrial commodities.....	IND	THRU15	-7.6	-0.8	-0.1	-1.2	0.0	-0.1
Textile products and apparel.....	03	—	-0.8	-0.1	-0.1	-0.3	-0.1	0.2
Hides, skins, leather, and related products.....	04	—	1.4	0.2	0.1	0.1	-0.8	0.9
Fuels and related products and power.....	05	—	-22.9	-3.4	-1.0	-4.6	1.1	1.0
Chemicals and allied products.....	06	—	-7.8	-0.7	0.1	-0.9	-0.8	-0.9
Rubber and plastic products.....	07	—	-2.4	-0.2	0.1	-0.2	-0.6	-0.5
Lumber and wood products.....	08	—	-8.9	-0.6	-0.5	-0.2	-0.5	0.3
Pulp, paper, and allied products.....	09	—	-0.4	-0.2	-0.1	0.1	-0.2	-0.3
Metals and metal products.....	10	—	-6.4	0.9	0.8	0.5	-1.1	-2.3
Machinery and equipment.....	11	—	5.0	0.4	0.4	0.1	0.1	0.3
Furniture and household durables.....	12	—	3.5	0.1	0.0	0.3	0.1	0.1
Nonmetallic mineral products.....	13	—	6.8	0.3	-0.2	0.2	0.2	0.3
Transportation equipment.....	14	—	2.6	0.2	0.1	0.2	0.0	0.2
Miscellaneous products.....	15	—	5.6	0.2	0.0	1.0	0.1	0.3
Industrial commodities less fuels.....	ILF	T15M05	-1.1	0.1	0.2	0.0	-0.4	-0.5
Other commodity groupings								
Petroleum products, refined.....	05	7	-32.0	-2.3	0.4	-6.7	-1.4	-1.7
Industrial chemicals.....	06	1	-17.4	-2.4	0.3	-1.8	-0.9	-2.1
Rubber and rubber products.....	07	1	-0.2	-0.1	0.1	-0.4	-0.7	-0.8
Lumber.....	08	1	-17.3	-1.1	-1.0	0.1	-1.2	2.2
Iron and steel.....	10	1	-17.1	2.4	2.0	2.2	-2.4	-6.1
Nonferrous metals.....	10	2	-1.8	-0.1	-0.1	-0.4	-1.8	-1.6
General purpose machinery and equipment.....	11	4	6.3	0.7	1.0	0.5	0.1	0.2
Electrical machinery and equipment.....	11	7	3.3	0.1	0.1	-0.2	0.3	0.5
Electronic components and accessories.....	11	78	0.5	0.1	-0.5	-1.0	0.2	0.6
Aircraft and aircraft equipment.....	14	2	4.4	0.5	0.4	0.4	0.2	0.1
Services and construction								
Transportation services.....	30	—	-4.1	-0.3	-1.5	-0.6	0.4	0.2
Services related to transportation activities.....	31	—	-11.0	-2.0	-1.2	-0.3	1.2	-0.7
Warehousing, storage, and related activities.....	32	—	5.3	-0.3	0.0	-3.3	-1.2	1.3
Publishing sales, excluding software.....	33	—	4.6	0.5	0.4	0.0	0.4	0.2
Software publishing.....	34	—	-0.1	0.0	-0.2	0.6	0.4	-1.7
Network compensation from broadcast and cable television and radio.....	35	—	1.0	1.1	0.0	0.2	0.0	0.0
Advertising space and time sales.....	36	—	-0.1	-0.5	4.6	0.3	-0.9	-1.1
Telecommunication, cable, and internet user services.....	37	—	4.4	0.7	0.2	-0.1	0.1	-0.1
Data processing and related services.....	38	—	1.8	0.3	-0.1	0.1	0.3	0.3
Credit intermediation services (partial).....	39	—	25.4	-3.6	2.9	-0.5	1.0	-1.3
Investment services.....	40	—	18.2	-1.5	1.2	0.5	-0.2	3.8
Insurance and annuities.....	41	—	3.6	0.2	0.2	0.2	0.9	0.0
Commissions and fees from sales and administration of insurance policies (partial).....	42	—	0.4	0.0	0.0	0.0	0.0	-0.5
Real estate services (partial).....	43	—	3.3	-0.9	1.4	0.5	1.0	0.1
Rental and leasing of goods (partial).....	44	—	-0.5	1.4	-0.6	-0.8	1.9	1.7
Professional services (partial).....	45	—	5.1	-0.2	0.6	0.0	0.2	0.4
Employment services.....	46	—	1.0	0.5	0.4	-0.1	-0.3	0.3
Travel arrangement services.....	47	—	3.1	-0.3	0.8	0.2	0.5	0.7
Selected security services (partial).....	48	—	7.2	0.3	0.1	2.1	0.1	0.2
Cleaning and building maintenance services (partial).....	49	—	2.1	0.1	0.9	0.1	0.0	-0.1
Waste collection and remediation services (partial).....	50	—	9.8	2.0	1.2	-0.2	-0.4	-0.1
Health care services.....	51	—	2.5	0.3	0.3	0.1	0.0	0.2
Accommodation services.....	53	—	1.7	8.3	-0.8	-2.6	6.6	0.3
Food and beverages for immediate consumption services (partial).....	54	—	1.8	0.1	0.4	0.0	0.0	0.3
Repair and maintenance services (partial).....	55	—	6.0	1.0	0.9	-0.1	0.1	0.4
Entertainment services (partial).....	56	—	2.8	0.3	-0.5	-0.9	0.0	-0.1
Wholesale trade services.....	57	—	2.3	0.0	1.6	0.1	-1.3	2.0
Retail trade services.....	58	—	-1.0	0.4	-0.6	0.5	-0.6	-0.9
Metal treatment services.....	59	—	4.6	0.0	0.7	0.4	-0.2	0.7

See footnotes at end of table.

Table 6. Producer price index percentage changes for selected aggregate commodity and service groupings, not seasonally adjusted — Continued
 [July 2023]

Title	Commodity code		Unadjusted 12-month percent change ¹	Unadjusted 1-month percent change ¹				
	Group code	Item code		July 2022 to July 2023 ^p	Feb. to Mar.	Mar. to Apr. ^p	Apr. to May ^p	May to June ^p
Mining services.....	60	—	4.7	1.1	-0.7	-0.5	-0.3	0.0
Contract work on textile products, apparel, and leather.....	61	—	6.0	0.6	0.0	-0.2	0.1	0.1
Construction (partial).....	80	—	3.6	0.1	-0.2	0.2	0.0	-1.2

¹ All indexes are subject to revision for 4 months after their originally scheduled publication to incorporate late reports and corrections by survey respondents.

^p Preliminary

“—” Data not available.

NOTE: The term “(partial)” denotes incomplete coverage of the index category.

Table 7. Producer price index percentage changes for commodity and service groupings and individual items, not seasonally adjusted
 [July 2023]

Title	Commodity code		Unadjusted 12-month percent change ¹	Unadjusted 1-month percent change ¹				
	Group code	Item code		July 2022 to July 2023 ^P	Feb. to Mar.	Mar. to Apr. ^P	Apr. to May ^P	May to June ^P
Goods								
All commodities.....	00	000000	-7.0	-0.6	-0.1	-1.2	0.1	-0.3
Industrial commodities.....	IND	THRU15	-7.6	-0.8	-0.1	-1.2	0.0	-0.1
Farm products, processed foods and feeds.....	PFF	PLUS02	-3.6	0.3	0.2	-1.6	0.4	-0.9
Farm products.....	01	—	-10.0	-0.3	1.6	-5.5	1.6	-3.0
Fruits & melons, fresh/dry vegs. & nuts.....	01	1	0.5	-4.6	15.6	-8.6	0.1	-2.6
Fresh fruits and melons.....	01	11	-7.8	-3.2	2.4	-2.5	2.1	-10.2
Citrus fruits.....	01	1101	-5.8	-3.1	4.3	7.4	-1.3	6.4
Grapefruits.....	01	110101	0.5	2.8	-0.2	-2.5	-2.8	-7.0
Lemons.....	01	110104	31.0	-0.2	9.6	7.1	4.9	10.9
Valencia oranges.....	01	110105	-13.6	-1.3	-1.4	—	—	2.6
Navel oranges.....	01	110106	—	-5.0	7.6	17.3	9.4	9.3
Tangerines.....	01	110108	—	-8.2	—	—	—	—
Other fruits and berries.....	01	1102	-5.5	-3.4	2.8	-4.0	2.5	-12.2
Plums and fresh prunes.....	01	110201	6.2	—	—	—	—	—
Nectarines.....	01	110202	28.3	—	—	—	—	-20.8
Cherries.....	01	110203	-69.1	—	—	—	—	46.7
Apricots.....	01	110204	—	—	—	—	—	—
Avocados.....	01	110205	-23.4	—	—	-11.8	0.7	65.1
Granny Smith apples.....	01	110208	125.1	-5.8	4.5	-0.6	14.9	15.1
Golden delicious apples.....	01	110211	21.5	-2.5	0.0	-3.5	2.2	0.0
Red delicious apples.....	01	110215	33.3	-3.1	-6.0	-4.0	1.5	0.6
McIntosh apples.....	01	110216	—	-1.8	14.5	0.0	0.0	3.9
Peaches.....	01	110219	28.9	—	—	—	—	-6.6
Gala apples.....	01	110220	21.0	-7.5	-5.1	-5.4	-0.9	-0.6
Pears.....	01	110221	34.0	-6.3	-8.7	3.3	17.9	0.0
Strawberries.....	01	110222	-14.5	-6.7	18.7	-50.0	-10.5	-11.8
Raspberries.....	01	110224	40.0	—	—	—	—	—
Blackberries.....	01	110225	-25.4	—	—	—	—	-33.3
Blueberries.....	01	110227	-37.7	—	—	—	-5.4	-63.0
Grapes.....	01	110228	-3.9	1.0	0.0	0.0	23.4	-15.1
Table grapes.....	01	1102281	—	—	—	—	—	-37.8
Wine grapes.....	01	1102283	5.6	1.0	0.0	0.0	0.0	0.0
Juice grapes.....	01	1102284	15.2	0.0	0.0	0.0	0.0	15.2
Fuji apples.....	01	110229	29.0	-9.9	-4.7	-3.5	-1.7	0.0
Empire apples.....	01	110230	—	0.0	-5.8	0.0	0.0	0.0
Melons.....	01	1103	-5.1	—	—	-4.0	6.4	-24.8
Cantaloupes.....	01	110301	-32.7	—	—	—	—	-44.6
Honeydews.....	01	110302	—	—	—	—	—	—
Watermelons.....	01	110303	12.2	—	—	-4.0	-2.2	-13.9
Fresh and dry vegetables.....	01	13	11.9	-7.5	35.1	-15.8	-0.8	3.5
Dry vegetables.....	01	1301	-16.0	-1.8	1.4	-1.7	-1.7	-1.4
Dry beans.....	01	13011	-16.4	-0.4	0.6	-0.2	-2.1	-0.1
Dry pinto beans.....	01	130110	-24.2	0.0	0.0	0.0	-0.1	0.0
Dry great northern beans.....	01	130111	14.3	0.0	0.0	0.0	0.0	0.0
Dry pea beans.....	01	130113	-20.3	-1.9	—	—	-5.6	0.0
Dry kidney beans.....	01	130114	-15.6	0.0	1.3	0.0	-6.4	0.0
Dry garbanzo beans.....	01	130116	-0.3	0.0	2.7	-0.2	0.0	0.0
Dry black beans.....	01	130117	-13.7	-0.9	0.0	0.5	-5.3	-0.7
Dry peas and lentils.....	01	13012	-15.8	-3.9	2.5	-3.9	-1.0	-3.2
Dry peas.....	01	130120	-26.4	-6.1	3.2	-5.7	-2.7	-5.5
Dry lentils.....	01	130121	11.8	1.1	0.9	0.0	2.4	1.1
Fresh vegetables, except potatoes.....	01	1302	5.5	-13.6	60.3	-25.9	-3.4	6.5
Cabbage.....	01	130211	-29.5	-21.5	-6.4	1.8	19.6	-11.7
Carrots.....	01	130212	19.2	0.1	-7.6	-1.6	0.0	0.0
Celery.....	01	130213	297.8	2.1	-34.4	249.0	-11.0	56.5
Sweet corn.....	01	130214	-26.4	-65.7	45.0	7.0	12.5	26.5
Lettuce.....	01	130215	0.6	-16.7	191.3	-49.5	-22.0	4.4
Dry onions.....	01	130216	-28.1	-6.8	-5.9	17.3	39.2	0.4
Tomatoes.....	01	130217	27.0	-8.0	-29.7	122.4	0.5	-18.2
Snap beans.....	01	130218	—	—	—	—	—	—
Asparagus.....	01	130221	—	—	—	—	-28.3	—
Broccoli.....	01	130222	10.3	35.8	87.1	-70.3	18.3	34.0

See footnotes at end of table.

Table 7. Producer price index percentage changes for commodity and service groupings and individual items, not seasonally adjusted — Continued
[July 2023]

Title	Commodity code		Unadjusted 12-month percent change ¹	Unadjusted 1-month percent change ¹				
	Group code	Item code		July 2022 to July 2023 ^P	Feb. to Mar.	Mar. to Apr. ^P	Apr. to May ^P	May to June ^P
Cauliflower.....	01	130223	16.1	-46.4	258.8	-76.0	-18.1	27.4
Spinach.....	01	130224	37.2	—	—	—	1.3	-5.7
Greens.....	01	130225	3.1	1.5	-2.8	-0.6	6.6	-7.1
Endive.....	01	130226	16.1	-25.9	—	—	0.0	-3.4
Green peppers.....	01	130228	-23.5	28.5	-33.9	28.0	-25.1	-10.2
Eggplant.....	01	130229	—	—	—	22.5	—	—
Squash.....	01	130231	20.4	37.6	-23.4	-64.3	184.7	4.6
Beets.....	01	130232	4.3	27.6	-30.1	-1.1	1.5	0.0
Cucumbers.....	01	130234	-0.1	—	81.7	-16.2	-18.8	68.9
Artichokes.....	01	130235	31.0	-37.9	11.7	-11.5	-4.2	-12.8
Sweet potatoes.....	01	1303	-4.6	0.0	0.0	-3.7	4.4	-5.6
Sweet potatoes.....	01	130301	-4.6	0.0	0.0	-3.7	4.4	-5.6
Potatoes.....	01	1306	14.8	0.4	9.9	0.8	2.8	0.9
Long white potatoes.....	01	130601	19.5	—	—	—	—	6.8
Round white potatoes.....	01	130602	13.3	—	—	-27.7	—	—
Russet potatoes.....	01	130603	17.3	1.3	7.4	4.8	-0.1	0.5
Round red potatoes.....	01	130604	-6.5	-6.4	-7.6	-2.6	76.6	-7.3
Round yellow potatoes.....	01	130605	—	—	—	—	—	—
Tree nuts.....	01	19	-5.2	0.0	0.0	0.0	-2.8	0.7
Tree nuts.....	01	1901	-5.2	0.0	0.0	0.0	-2.8	0.7
Pecans.....	01	190101	0.0	0.0	0.0	0.0	0.0	0.0
Almonds.....	01	190102	-4.1	0.0	0.0	0.0	-4.1	0.0
Filberts.....	01	190103	-1.1	0.0	0.0	0.0	-1.1	0.0
Walnuts.....	01	190104	-23.8	0.0	0.0	0.0	0.0	6.7
Macadamias.....	01	190105	-26.7	0.0	0.0	0.0	0.0	-26.7
Pistachios.....	01	190106	0.0	0.0	0.0	0.0	0.0	0.0
Grains.....	01	2	-19.1	-8.1	5.2	-4.7	-0.1	-11.9
Wheat.....	01	21	-9.8	-9.3	4.0	-3.3	-3.9	1.7
Wheat.....	01	2101	-9.8	-9.3	4.0	-3.3	-3.9	1.7
Hard red winter wheat.....	01	210101	-6.5	-10.5	6.4	-0.8	-8.7	2.3
Hard red spring wheat.....	01	210102	-8.3	-5.0	5.0	-7.7	2.2	3.9
Soft white wheat.....	01	210103	-12.6	-6.7	-1.3	-7.0	8.5	-2.0
Soft red winter wheat.....	01	210104	-19.2	-12.5	-1.4	-4.7	-0.3	-1.7
Hard amber durum wheat.....	01	210105	-12.0	-2.7	-0.4	-5.3	-3.7	10.2
Other grains.....	01	22	-22.1	-8.3	5.4	-5.1	0.6	-14.6
Barley.....	01	2201	-23.0	0.3	-0.2	-7.2	-6.2	-4.6
Barley.....	01	220101	-23.0	0.3	-0.2	-7.2	-6.2	-4.6
Corn.....	01	2202	-22.1	-8.4	5.5	-5.0	0.7	-14.6
Corn.....	01	220205	-22.1	-8.4	5.5	-5.0	0.7	-14.6
Oats.....	01	2203	-21.6	2.1	-9.9	3.5	5.2	1.4
Oats.....	01	220311	-21.6	2.1	-9.9	3.5	5.2	1.4
Sorghum.....	01	2205	-17.9	-9.9	4.8	-7.7	0.8	-20.6
Sorghum.....	01	220501	-17.9	-9.9	4.8	-7.7	0.8	-20.6
Rough rice.....	01	23	15.1	1.8	4.5	-1.7	-1.4	0.0
Rough rice.....	01	2301	15.1	1.8	4.5	-1.7	-1.4	0.0
Rough rice.....	01	230103	15.1	1.8	4.5	-1.7	-1.4	0.0
Long grain rough rice.....	01	2301031	12.9	-0.6	0.6	-1.7	-2.4	0.0
Medium/short grain rough rice.....	01	2301032	19.5	6.8	12.4	-1.6	0.3	0.0
Livestock.....	01	3	17.9	4.1	2.7	0.1	10.5	2.1
Slaughter cattle.....	01	31	29.4	3.5	7.9	-2.6	6.7	-0.1
Slaughter steers and heifers.....	01	3101	29.0	2.5	9.2	-3.3	6.6	-1.2
Slaughter steers and heifers.....	01	310199	29.0	2.5	9.2	-3.3	6.6	-1.2
Slaughter cows and bulls.....	01	3102	32.7	8.1	3.2	0.6	7.5	4.7
Slaughter cows and bulls.....	01	310299	32.7	8.1	3.2	0.6	7.5	4.7
Slaughter vealers.....	01	3103	-1.1	-0.3	-4.5	3.0	-0.7	1.3
Slaughter vealers.....	01	310399	-1.1	-0.3	-4.5	3.0	-0.7	1.3
Slaughter hogs.....	01	32	-18.7	2.9	-11.3	5.8	22.5	7.7
Slaughter barrows and gilts.....	01	3201	-18.7	2.6	-10.5	7.1	22.5	7.1
Slaughter barrows and gilts.....	01	320199	-18.7	2.6	-10.5	7.1	22.5	7.1
Slaughter sows.....	01	3202	-24.1	14.1	-37.0	-48.8	18.8	64.7
Slaughter sows.....	01	320299	-24.1	14.1	-37.0	-48.8	18.8	64.7
Slaughter lambs.....	01	33	32.3	-2.8	13.1	-15.6	-1.4	-0.2
Slaughter lambs.....	01	3301	32.3	-2.8	13.1	-15.6	-1.4	-0.2

See footnotes at end of table.

Table 7. Producer price index percentage changes for commodity and service groupings and individual items, not seasonally adjusted — Continued
[July 2023]

Title	Commodity code		Unadjusted 12-month percent change ¹	Unadjusted 1-month percent change ¹				
	Group code	Item code		July 2022 to July 2023 ^P	Feb. to Mar.	Mar. to Apr. ^P	Apr. to May ^P	May to June ^P
Slaughter lambs.....	01	330199	32.3	-2.8	13.1	-15.6	-1.4	-0.2
Feeder and replacement cattle.....	01	34	39.3	5.7	4.5	0.9	9.0	1.3
Feeder and replacement cattle.....	01	3401	39.3	5.7	4.5	0.9	9.0	1.3
Feeder and replacement cattle.....	01	340199	39.3	5.7	4.5	0.9	9.0	1.3
Slaughter poultry.....	01	4	-21.6	5.9	6.7	1.2	-4.4	-11.1
Slaughter chickens.....	01	41	-24.4	7.5	8.3	1.9	-4.0	-12.2
Broilers and other meat type chickens.....	01	4102	-24.4	7.5	8.3	1.9	-4.0	-12.2
Slaughter chickens.....	01	410299	-24.4	7.5	8.3	1.9	-4.0	-12.2
Slaughter turkeys.....	01	42	-11.9	-0.9	-1.0	-2.8	-7.2	-6.0
Slaughter turkeys.....	01	4201	-11.9	-0.9	-1.0	-2.8	-7.2	-6.0
Slaughter turkeys.....	01	420199	-11.9	-0.9	-1.0	-2.8	-7.2	-6.0
Slaughter ducks.....	01	43	8.2	0.0	0.7	-1.1	0.0	0.0
Slaughter ducks.....	01	4301	8.2	0.0	0.7	-1.1	0.0	0.0
Slaughter ducks.....	01	430199	8.2	0.0	0.7	-1.1	0.0	0.0
Raw cotton.....	01	5	-26.6	-5.1	-0.3	-3.2	0.5	-1.1
Raw cotton.....	01	51	-26.6	-5.1	-0.3	-3.2	0.5	-1.1
Raw cotton.....	01	5101	-26.6	-5.1	-0.3	-3.2	0.5	-1.1
Raw cotton.....	01	510101	-26.6	-5.1	-0.3	-3.2	0.5	-1.1
Upland cotton.....	01	5101011	-24.7	-5.3	1.4	-3.3	0.6	-1.1
Pima cotton.....	01	5101012	-45.8	-2.4	-20.0	-1.9	0.0	0.0
Raw milk.....	01	6	-33.0	-2.3	-1.9	-6.8	-7.3	-3.8
Raw milk.....	01	61	-33.0	-2.3	-1.9	-6.8	-7.3	-3.8
Raw milk.....	01	6101	-33.0	-2.3	-1.9	-6.8	-7.3	-3.8
Raw milk.....	01	610102	-33.0	-2.3	-1.9	-6.8	-7.3	-3.8
Chicken eggs.....	01	7	-59.1	37.6	-37.9	-62.5	48.0	5.0
Chicken eggs.....	01	71	-59.1	37.6	-37.9	-62.5	48.0	5.0
Eggs for fresh use.....	01	7107	-56.7	33.2	-35.8	-53.4	33.8	0.3
Eggs, jumbo.....	01	710701	-56.7	34.2	-33.7	-50.3	29.0	0.4
Eggs, extra large.....	01	710702	-56.8	33.3	-34.2	-51.6	30.0	0.5
Eggs, large.....	01	710703	-59.6	35.3	-35.3	-54.6	34.1	0.5
Eggs, medium.....	01	710704	-38.9	25.8	-40.1	-51.9	39.7	-0.7
Eggs, small.....	01	710705	-46.3	3.3	-49.0	-31.4	24.7	0.0
Breaker stock and checks and undergrades.....	01	7108	-62.7	44.1	-40.7	-75.9	88.5	14.7
Breaker stock.....	01	710801	-62.5	44.1	-41.2	-75.3	87.8	13.9
Checks and undergrades.....	01	710802	-64.6	43.5	-37.4	-79.9	93.8	21.0
Hay, hayseeds, and oilseeds.....	01	8	-5.4	-3.4	-2.1	-3.1	-3.5	6.7
Hay and hayseeds.....	01	81	-14.9	-5.0	-15.3	3.4	4.1	0.3
Hay and hayseeds.....	01	8101	-14.9	-5.0	-15.3	3.4	4.1	0.3
Alfalfa hay.....	01	810101	-23.2	-15.0	-8.5	2.3	-9.8	-5.7
All other hay.....	01	810102	-5.8	10.6	-23.4	5.0	23.6	6.4
Oilseeds.....	01	83	-3.7	-3.1	0.2	-4.1	-4.8	7.8
Oilseeds.....	01	8301	-3.7	-3.1	0.2	-4.1	-4.8	7.8
Peanuts.....	01	830111	14.4	-2.3	-3.6	1.8	10.6	0.7
Cottonseed.....	01	830121	-41.2	-6.9	-1.9	-2.7	-16.1	0.4
Soybeans.....	01	830131	-2.1	-3.1	0.4	-4.4	-5.1	8.4
Flaxseed.....	01	830151	-41.7	-11.5	-	-	-	-
Sunflower.....	01	830161	-38.6	4.6	-5.8	-2.8	-8.4	0.5
Canola.....	01	830171	-12.1	-8.9	0.9	-1.4	-3.6	8.9
Miscellaneous oil crops.....	01	830181	7.3	0.6	0.0	-0.5	0.3	0.0
Processed foods and feeds.....	02	-	-0.5	0.6	-0.5	0.3	-0.2	0.0
Cereal and bakery products.....	02	1	6.5	-0.2	-0.4	0.6	-0.1	0.3
Bakery products.....	02	11	6.9	0.5	0.1	0.3	0.5	0.5
Bread (white, wheat, rye, etc.), including frozen.....	02	1102	9.8	2.0	-0.7	-0.4	1.5	2.1
Bread (white, wheat, rye, etc.), including frozen.....	02	110201	9.8	2.0	-0.7	-0.4	1.5	2.1
White pan bread.....	02	11020111	10.8	-0.2	-0.1	0.3	0.5	2.5
White hearth bread (French, Italian, etc.).....	02	11020112	5.9	0.0	0.0	0.2	0.0	0.5
Dark wheat breads (whole wheat, cracked wheat, multigrain, etc.).....	02	11020113	12.2	3.1	-1.7	1.5	1.6	3.4
Other variety breads (rye, unleavened, raisin, potato, self-rising, salt-free, canned, etc.).....	02	11020114	8.1	6.6	-1.2	-3.8	4.1	1.3
Rolls (bread-type), muffins, bagels, and croissants.....	02	1105	6.8	-0.7	1.0	-1.6	0.1	-1.7

See footnotes at end of table.

Table 7. Producer price index percentage changes for commodity and service groupings and individual items, not seasonally adjusted — Continued
[July 2023]

Title	Commodity code		Unadjusted 12-month percent change ¹	Unadjusted 1-month percent change ¹				
	Group code	Item code		July 2022 to July 2023 ^P	Feb. to Mar.	Mar. to Apr. ^P	Apr. to May ^P	May to June ^P
Rolls (bread-type), muffins, bagels, and croissants.....	02	110505	6.8	-0.7	1.0	-1.6	0.1	-1.7
Rolls, hamburger and wiener.....	02	11050501	6.5	-2.7	2.5	-1.2	-3.0	-2.5
All other rolls, bread-type (incl. muffins, bagels, and croissants).....	02	11050502	6.0	1.1	-0.2	-1.9	2.8	-1.1
Other sweet goods, excluding frozen.....	02	1107	11.4	0.4	0.4	1.7	0.0	0.0
Other sweet goods, excluding frozen.....	02	110703	11.4	0.4	0.4	1.7	0.0	0.0
Soft cakes, excluding frozen.....	02	1108	2.9	0.1	-0.5	2.0	1.2	-0.4
Soft cakes, excluding frozen.....	02	110803	2.9	0.1	-0.5	2.0	1.2	-0.4
Cookies, crackers, and related products.....	02	1121	4.5	0.0	0.0	2.0	0.0	1.8
Cookies, wafers, and ice cream cones and cups (excluding frozen).....	02	112103	3.8	0.0	0.0	3.1	0.0	0.0
Crackers, biscuits, and related products.....	02	112104	5.8	0.0	0.0	0.0	0.0	5.1
Saltines and all other crackers, cracker meal and crumbs, and biscuits.....	02	1121042	5.8	0.0	0.0	0.0	0.0	5.1
Retail bakery products, excluding retail trade.....	02	1130	6.4	0.8	0.0	0.3	0.0	0.0
Retail bakery products, excluding retail trade.....	02	113001	6.4	0.8	0.0	0.3	0.0	0.0
Flour and flour base mixes and doughs.....	02	12	1.0	-2.0	0.1	0.6	-1.7	0.0
Wheat flour.....	02	1203	-6.4	-5.4	1.8	1.2	-4.7	0.1
Wheat flour.....	02	120301	-6.4	-5.4	1.8	1.2	-4.7	0.1
Flour base mixes and doughs.....	02	1204	7.0	0.0	-0.8	0.2	0.0	-0.1
Flour base mixes and doughs.....	02	120401	7.0	0.0	-0.8	0.2	0.0	-0.1
Prepared flour mixes, including refrigerated and frozen doughs and batters, made in flour mills.....	02	1204011	5.3	0.0	-0.8	0.5	-0.2	-0.7
Flour mixes, excluding cake mixes, made from purchased flour.....	02	1204013	7.2	0.0	-0.8	0.1	0.0	0.0
Milled rice and byproducts.....	02	13	11.4	0.4	-0.3	-0.8	-0.1	-0.2
Head rice.....	02	1301	11.1	0.1	-0.2	-1.0	-0.4	-0.3
Head rice.....	02	130106	11.1	0.1	-0.2	-1.0	-0.4	-0.3
Head rice not packaged with other ingredients.....	02	1301066	9.6	0.1	-0.3	-1.3	-0.5	-0.4
Milled rice (incl second heads, screenings, brewers, bran, sharps, rice flour, and byproducts).....	02	1302	11.6	0.7	-0.4	-0.6	0.2	0.0
Milled rice (incl second heads, screenings, brewers, bran, sharps, rice flour, and byproducts).....	02	130201	11.6	0.7	-0.4	-0.6	0.2	0.0
Cereal and pasta products.....	02	14	9.2	-0.5	-1.9	1.8	0.0	0.2
Dry macaroni, spaghetti, and egg noodle products, made from purchased flour.....	02	1402	1.6	0.0	-8.4	0.0	0.0	-2.0
Dry macaroni, spaghetti, and egg noodle products, made from purchased flour.....	02	140203	1.6	0.0	-8.4	0.0	0.0	-2.0
Dry macaroni, spaghetti, and egg noodle products, made from purchased flour.....	02	14020303	1.6	0.0	-8.4	0.0	0.0	-2.0
Cereal and mill products, other than flour.....	02	1409	10.8	-0.6	-0.3	2.2	0.0	0.6
Manufactured starch, made by wet milling.....	02	140907	38.5	0.6	-0.3	0.0	-0.2	-2.8
Wheat mill products, corn mill products, and other grain mill products except flour.....	02	140908	0.6	-1.7	-0.8	0.2	-1.3	0.6
Wheat mill products, except flour.....	02	1409081	16.5	0.9	-3.2	-0.3	-4.4	-0.1
Corn mill products.....	02	1409082	5.6	-3.2	0.1	0.8	0.0	2.8
Other grain mill products.....	02	1409083	-14.2	-2.2	0.9	-0.4	0.3	-3.5
Breakfast cereal.....	02	140909	11.3	-0.2	0.0	4.5	1.0	2.0
Meats, poultry, and fish.....	02	2	-3.9	2.6	-0.8	2.0	1.6	0.2
Meats.....	02	21	9.1	3.4	-1.0	4.4	3.0	1.0
Beef and veal products, fresh or frozen.....	02	2101	19.2	4.6	0.8	10.3	4.4	-2.4
Beef, fresh/frozen variety meats, not canned or made into sausage, made in slaughtering plants.....	02	210126	17.9	6.6	-0.9	9.1	0.1	-1.3
Beef, fresh/frozen whole/half carcass, not canned or made into sausage, misp.....	02	210131	9.4	1.0	5.1	-3.9	14.2	-8.8
Beef, fresh/frozen, primal and subprimal cuts, made in slaughtering plants.....	02	210133	21.1	4.9	0.6	12.1	3.9	-1.9
Lamb/mutton, fresh or frozen, not canned or made into sausage, made in slaughtering plants.....	02	2103	56.0	0.5	-1.2	0.9	-0.7	-0.2
Lamb/mutton, fresh or frozen, not canned or made into sausage, made in slaughtering plants.....	02	210321	56.0	0.5	-1.2	0.9	-0.7	-0.2
Pork products, fresh, frozen, or processed, except sausage.....	02	2104	-3.6	3.0	-6.6	-0.3	3.2	4.1
Pork, fresh/frozen, unprocessed, all cuts, except sausage, made in slaughtering plants.....	02	210444	-5.3	1.5	-12.3	-0.5	6.0	11.3
Pork, processed or cured, not canned or made into sausage.....	02	210447	-2.0	4.6	-0.6	-0.1	0.5	-3.1
Pork, processed or cured, not canned or made into sausage, made in slaughtering plants.....	02	2104471	11.5	15.4	-0.5	0.9	4.6	-11.2
Pork, processed or cured, not canned or made into sausage, mfpc.....	02	2104472	-5.7	1.5	-0.6	-0.5	-0.9	-0.3
Pork, sweet-pickled, dry-cured, or dry salt, not canned or made into sausage, mfpc.....	02	21044721	-	-0.2	0.0	0.1	-	-

See footnotes at end of table.

Table 7. Producer price index percentage changes for commodity and service groupings and individual items, not seasonally adjusted — Continued
[July 2023]

Title	Commodity code		Unadjusted 12-month percent change ¹	Unadjusted 1-month percent change ¹				
	Group code	Item code		July 2022 to July 2023 ^P	Feb. to Mar.	Mar. to Apr. ^P	Apr. to May ^P	May to June ^P
Smoked hams and picnics, excluding canned, made from purchased carcasses.....	02	21044722	16.4	13.8	-0.4	-0.8	0.4	0.2
Smoked slab bacon, made from purchased carcasses.....	02	21044723	-25.0	-5.8	-8.0	2.9	-1.3	-1.1
Smoked sliced bacon, made from purchased carcasses.....	02	21044724	-19.1	-1.2	-0.3	-1.7	-2.1	-1.1
Other smoked pork, not canned or made into sausage, made from purchased carcasses.....	02	21044725	-2.9	-4.1	-0.3	2.7	-1.5	0.2
Boiled ham, barbecue pork, and other cooked pork, excluding canned meats and sausage, mfpc.....	02	21044726	-5.2	-3.5	0.8	0.2	0.0	-0.1
Other meats, fresh, frozen, or canned.....	02	2105	7.3	2.2	0.8	0.5	0.9	3.5
Fresh/processed sausage, deli & cooked meats, etc.....	02	210503	-0.2	2.0	-0.3	-2.6	0.4	2.5
Fresh and processed sausage, deli, and cooked meats, made in slaughtering plants.....	02	2105031	-3.4	-1.3	-0.6	-5.5	3.7	3.1
Fresh and processed sausage, deli, and cooked meats, mfpc.....	02	2105032	0.3	2.4	-0.3	-2.2	0.0	2.4
Fresh sausage (pork sausage, breakfast links, etc.), excluding canned, mfpc.....	02	21050321	4.4	6.0	-2.4	-5.9	0.6	4.8
Dry or semidry sausage (salami, cervelat, pepperoni, summer sausage, pork roll, etc), mfpc.....	02	21050322	-4.4	1.2	1.0	-1.1	-0.3	0.7
Frankfurters, including wieners, excluding canned, made from purchased carcasses.....	02	21050323	0.7	-0.5	0.4	1.6	-0.1	0.5
Other sausage (smoked or cooked) & jellied goods & similar preparations, excluding canned, mfpc.....	02	21050324	3.1	0.9	0.5	-1.1	-0.6	3.1
Boxed meat (beef, pork, lamb, etc.), made from purchased carcasses...	02	210504	12.2	0.2	2.6	0.6	-1.1	6.3
Canned meats, excluding dog, cat, and baby food.....	02	210579	20.6	-0.1	0.7	-1.7	4.2	0.3
Frozen ground meat patties and other processed, frozen, or cooked meats, mfpc.....	02	210586	9.4	3.5	1.3	3.8	1.6	4.0
Processed poultry.....	02	22	-27.5	1.3	-0.3	-1.8	-0.5	-2.2
Young chickens, including bulk, chilled, frozen, whole, and in parts.....	02	2203	-20.8	2.8	1.7	0.9	-0.6	-0.1
Young chickens, including bulk, chilled, frozen, whole, and in parts.....	02	220333	-20.8	2.8	1.7	0.9	-0.6	-0.1
Turkeys, including frozen, whole, and in parts.....	02	2206	-32.3	-10.7	-6.8	-8.9	-7.4	-3.0
Turkeys, including frozen, whole, and in parts.....	02	220611	-32.3	-10.7	-6.8	-8.9	-7.4	-3.0
Canned, cooked, smoked or prepared poultry.....	02	2208	-38.0	6.7	-0.3	-3.5	2.9	-6.0
Canned, cooked, smoked or prepared poultry.....	02	220811	-38.0	6.7	-0.3	-3.5	2.9	-6.0
Chicken hens and other poultry/small game.....	02	2209	10.8	0.0	0.0	-0.3	0.1	-1.1
Other poultry/small game (duck, goose, rabbit, etc.).....	02	220911	7.9	0.0	0.0	-0.9	0.2	-1.1
Unprocessed and prepared seafood.....	02	23	0.5	1.4	-0.5	-2.0	-1.8	1.8
Unprocessed finfish.....	02	2301	18.3	11.0	-13.1	19.5	-17.6	12.3
Haddock.....	02	230101	16.4	7.3	-16.9	97.0	-40.4	38.7
Halibut.....	02	230102	-1.5	38.8	-10.6	-41.8	3.5	32.3
Salmon.....	02	230103	-	4.4	-5.8	-	-	-
Flounder.....	02	230131	-33.4	75.8	-18.2	15.3	3.2	-28.3
Cod.....	02	230132	18.1	-6.1	10.6	29.7	-15.6	12.9
Pollock.....	02	230133	44.4	-3.5	15.1	33.8	-25.6	55.2
Rockfish.....	02	230135	-	-	-	-	-	-
Tuna.....	02	230136	20.8	-	-	-1.0	3.4	16.5
Other finfish.....	02	230199	-18.2	19.7	-34.4	25.0	-19.4	-11.8
Unprocessed shellfish.....	02	2305	-2.7	0.0	6.3	-16.7	5.8	-1.5
Shrimp.....	02	230501	-25.3	-0.9	1.8	-4.7	-4.5	0.0
Crabs.....	02	230502	3.2	-	-	-	38.2	-7.7
Lobsters.....	02	230503	3.9	0.5	20.7	-30.7	-20.2	10.1
Clams.....	02	230504	-2.9	0.0	-0.3	0.3	0.0	0.0
Oysters.....	02	230505	4.5	0.0	0.0	0.0	0.0	0.0
Sea scallops.....	02	230506	-2.0	0.0	-3.1	-3.2	0.0	-2.0
Mussels.....	02	230507	18.2	0.0	0.0	0.0	0.0	0.0
Prepared fresh and frozen seafood.....	02	2306	-3.4	0.7	-0.7	-1.2	-0.9	1.2
Prepared fresh fish/seafood, inc. surimi/surimi-based products.....	02	230601	-0.6	-0.7	-2.5	-0.8	-0.2	2.0
Prepared frozen fish.....	02	230602	-5.5	0.0	0.7	-0.5	-3.1	0.0
Prepared frozen shellfish.....	02	230603	-20.5	-0.1	-1.9	-5.6	-1.9	-2.2
Other prepared fresh and frozen seafood.....	02	230604	28.1	6.8	0.2	0.6	5.4	5.9
Dairy products.....	02	3	-12.7	-1.7	-0.1	-1.1	-2.0	-1.5
Fluid milk products.....	02	31	-7.2	-2.1	0.1	1.6	-1.5	-0.6
Packaged fluid milk and related products.....	02	3103	-10.3	-3.5	0.3	1.4	-2.4	-1.0
Fluid whole milk.....	02	310301	-11.6	-4.4	1.3	1.6	-2.8	-1.2
Reduced fat and lowfat milk (1/2-2).....	02	310302	-11.1	-3.2	-0.1	2.3	-3.3	-1.6
Fat free or skim milk.....	02	310303	-9.8	-1.6	0.7	0.4	-3.6	-2.0
Other fluid milk related products, packaged, incl. cartons, bottles, cans, and dispenser cans.....	02	310304	-5.4	-3.4	-0.6	0.0	-0.1	0.5
Cottage cheese.....	02	3104	-1.5	-1.2	-0.4	-0.5	0.8	0.1

See footnotes at end of table.

Table 7. Producer price index percentage changes for commodity and service groupings and individual items, not seasonally adjusted — Continued
 [July 2023]

Title	Commodity code		Unadjusted 12-month percent change ¹	Unadjusted 1-month percent change ¹				
	Group code	Item code		July 2022 to July 2023 ^P	Feb. to Mar.	Mar. to Apr. ^P	Apr. to May ^P	May to June ^P
Cottage cheese.....	02	310401	-1.5	-1.2	-0.4	-0.5	0.8	0.1
Other milk products.....	02	3105	2.5	-0.8	0.0	2.6	-0.4	-0.2
Other milk products.....	02	310501	2.5	-0.8	0.0	2.6	-0.4	-0.2
Yogurt, excluding frozen.....	02	3105011	4.9	-0.1	0.2	3.5	0.0	0.1
Other packaged milk products.....	02	3105012	-1.7	-1.8	-0.2	1.0	-1.0	-0.6
Bulk fluid milk and cream.....	02	3106	-12.2	-0.4	-0.6	0.8	-0.9	-0.3
Bulk fluid milk and cream.....	02	310601	-12.2	-0.4	-0.6	0.8	-0.9	-0.3
Butter.....	02	32	-16.3	-2.1	-0.9	2.6	-1.5	2.8
Butter.....	02	3201	-16.3	-2.1	-0.9	2.6	-1.5	2.8
Butter.....	02	320114	-16.3	-2.1	-0.9	2.6	-1.5	2.8
Natural, processed, and imitation cheese.....	02	33	-14.0	-0.6	-0.2	-3.3	-2.4	-2.6
Natural cheese, except cottage cheese.....	02	3302	-13.2	-0.6	-0.2	-3.6	-2.7	-2.1
Natural cheese, except cottage cheese.....	02	330212	-13.2	-0.6	-0.2	-3.6	-2.7	-2.1
Natural cheese, except lowfat, shipped in consumer packages or containers (3 lbs or less).....	02	3302121	-1.6	-0.6	-0.3	-0.3	-0.3	0.0
Natural cheese, except lowfat, shipped in packages or containers (more than 3 lbs) or bulk.....	02	3302122	-22.4	-0.4	0.0	-6.2	-4.7	-4.5
Lowfat natural cheese, except cottage cheese, shipped in consumer packages (3 lbs. or less).....	02	3302123	1.5	-0.1	0.1	-0.3	-0.1	0.2
Lowfat natural cheese, except cottage cheese, shipped in packages (more than 3 lbs.) or in bulk.....	02	3302124	-28.1	-1.4	-0.7	-9.3	-7.0	-4.7
Processed cheese and related products.....	02	3303	-18.1	0.1	0.1	-1.8	-1.0	-5.3
Process cheese and related products.....	02	330312	-18.1	0.1	0.1	-1.8	-1.0	-5.3
Process cheese, shipped in consumer packages or containers (3 lbs. or less).....	02	3303121	-13.8	1.5	1.1	-2.4	-0.3	-4.1
All other process cheese and related products.....	02	3303122	-21.5	-1.0	-0.8	-1.3	-1.5	-6.2
Process cheese shipped in packages or containers (more than 3 lbs.) or in bulk.....	02	33031221	-20.5	-4.9	-5.8	5.1	-3.6	-4.4
Cheese food, spread, and other related products.....	02	33031225	-22.7	3.2	4.2	-7.0	0.5	-8.0
Cheese substitutes and imitations.....	02	3304	11.6	-5.5	0.0	0.0	0.0	0.0
Cheese substitutes and imitations.....	02	330401	11.6	-5.5	0.0	0.0	0.0	0.0
Raw liquid whey.....	02	3307	-39.7	-4.3	1.9	-1.3	-4.0	-3.9
Raw liquid whey.....	02	330701	-39.7	-4.3	1.9	-1.3	-4.0	-3.9
Ice cream and frozen desserts.....	02	34	5.2	0.1	0.8	0.0	0.1	0.2
Ice cream and frozen desserts.....	02	3402	5.2	0.1	0.8	0.0	0.1	0.2
Ice cream and frozen desserts.....	02	340201	5.2	0.1	0.8	0.0	0.1	0.2
Ice cream, excl. lowfat and nonfat (incl. custards), shipped in bulk (containers 3 gal or more).....	02	3402011	-1.3	1.1	0.0	-0.1	0.2	-0.1
Ice cream, incl. custards (excl. lowfat and nonfat) shipped in sizes less than 3 gallons.....	02	3402012	6.8	0.0	1.4	0.0	-0.1	0.2
Ice cream, including custards (excluding lowfat and nonfat), novelty forms.....	02	3402013	5.4	0.2	0.0	0.0	0.3	0.1
Ice cream, including custards, lowfat and nonfat.....	02	3402014	3.7	0.0	0.2	0.0	0.0	-0.1
Frozen desserts containing fats other than butterfat (incl. soy, rice, almond, oats, etc.).....	02	3402016	-	0.1	-0.1	0.2	0.9	0.0
Other frozen desserts (yogurt, sherbet, water ices, mellorine, frozen pudding, gelato, etc.).....	02	3402019	5.4	-0.2	0.7	-0.4	0.1	0.7
Dry, condensed, and evaporated milk products.....	02	35	-26.4	-4.2	-0.6	-3.1	-3.4	-2.9
Dry milk products, including feed grade.....	02	3502	-33.2	-5.4	0.0	-4.2	-4.4	-4.1
Dry milk products, including feed grade.....	02	350201	-33.2	-5.4	0.0	-4.2	-4.4	-4.1
Liquid milk products.....	02	3503	-13.0	-1.0	-3.2	0.0	-1.7	-0.5
Consumer-type canned milk products.....	02	350301	0.3	-0.2	0.0	0.0	-0.1	0.1
Bulk liquid milk products, including feed grade.....	02	350303	-39.1	-2.7	-10.1	0.1	-5.3	-2.1
Ice cream mixes and related products.....	02	3505	-4.2	-1.3	-0.1	-0.6	-0.3	0.2
Ice cream mixes and related products.....	02	350502	-4.2	-1.3	-0.1	-0.6	-0.3	0.2
Processed fruits and vegetables.....	02	4	12.5	0.7	0.2	1.3	0.9	0.1
Canned fruits and juices.....	02	41	8.6	2.0	0.3	1.2	0.2	0.2
Canned fruits, excluding baby foods.....	02	4101	3.7	1.0	-0.4	1.9	0.2	0.4
Canned fruits, excluding baby foods.....	02	410105	3.7	1.0	-0.4	1.9	0.2	0.4
Canned and fresh fruit juices, nectars, and concentrates.....	02	4102	11.7	2.7	0.7	0.7	0.2	0.1
Canned and fresh fruit juices, nectars, and concentrates.....	02	410239	11.7	2.7	0.7	0.7	0.2	0.1
Frozen fruits, juices and ades.....	02	42	4.8	-0.2	5.1	-2.4	-1.1	-0.8
Frozen fruits.....	02	4202	-15.5	-0.4	-0.7	-4.2	-2.3	-1.7
Frozen fruits.....	02	420209	-15.5	-0.4	-0.7	-4.2	-2.3	-1.7
Canned vegetables and juices.....	02	44	10.9	1.5	-0.6	2.3	-0.7	0.1
Canned vegetables and juices.....	02	4401	10.9	1.5	-0.6	2.3	-0.7	0.1

See footnotes at end of table.

Table 7. Producer price index percentage changes for commodity and service groupings and individual items, not seasonally adjusted — Continued
[July 2023]

Title	Commodity code		Unadjusted 12-month percent change ¹	Unadjusted 1-month percent change ¹				
	Group code	Item code		July 2022 to July 2023 ^P	Feb. to Mar.	Mar. to Apr. ^P	Apr. to May ^P	May to June ^P
Canned vegetables.....	02	440102	10.5	2.7	-1.3	1.2	-1.0	-0.1
Canned catsup and other tomato based sauces.....	02	440127	11.8	0.6	-0.1	3.5	-0.5	0.3
Frozen vegetables.....	02	45	22.4	0.1	0.3	0.4	4.5	0.2
Frozen potato products (French-fried, patties, puffs, etc.).....	02	4502	38.3	0.2	0.4	0.5	8.0	0.4
Frozen potato products (French-fried, patties, puffs, etc.).....	02	450202	38.3	0.2	0.4	0.5	8.0	0.4
Frozen vegetables, other than potato products.....	02	4505	3.8	0.0	0.2	0.2	-0.1	-0.1
Frozen vegetables, other than potato products.....	02	450509	3.8	0.0	0.2	0.2	-0.1	-0.1
Dried and dehydrated food.....	02	48	11.3	-1.6	-0.3	2.5	0.1	0.1
Dried and dehydrated food.....	02	4801	11.3	-1.6	-0.3	2.5	0.1	0.1
Dried and dehydrated food.....	02	480101	11.3	-1.6	-0.3	2.5	0.1	0.1
Soup mixes (including dried/dehydrated/freeze-dried) and bouillon....	02	48010101	5.6	-4.6	0.0	5.2	0.0	-0.6
Dried and dehydrated fruits and vegetables, including freeze-dried. .	02	48010102	12.9	-0.2	-0.4	1.3	0.1	0.3
Sugar and confectionery.....	02	5	9.0	0.5	0.3	0.7	1.6	0.9
Raw cane sugar and sugar cane mill products and byproducts.....	02	52	15.9	2.3	-0.2	-2.5	6.8	-2.0
Raw cane sugar and sugarcane mill products and byproducts.....	02	5201	15.9	2.3	-0.2	-2.5	6.8	-2.0
Raw cane sugar and sugarcane mill products and byproducts.....	02	520106	15.9	2.3	-0.2	-2.5	6.8	-2.0
Refined sugar products and byproducts.....	02	53	12.5	0.4	0.1	1.1	0.8	0.8
Refined sugar products and byproducts.....	02	5307	12.5	0.4	0.1	1.1	0.8	0.8
Refined granulated cane sugar and byproducts.....	02	530701	8.5	0.4	-0.2	-0.1	1.0	1.5
Beet sugar.....	02	530702	16.4	0.3	0.4	2.4	0.7	0.1
Confectionery materials.....	02	54	21.1	0.9	0.9	2.5	1.0	1.2
Confectionery materials.....	02	5401	21.1	0.9	0.9	2.5	1.0	1.2
Corn sweeteners, made by wet milling.....	02	540107	22.0	0.3	0.0	3.4	1.1	0.5
Chocolate coatings, made from cacao beans.....	02	540108	16.3	1.8	1.4	0.2	0.9	1.7
Other chocolate and cocoa products, made from cacao beans.....	02	540109	25.2	2.1	2.7	1.0	0.9	2.4
Confectionery end products.....	02	55	4.7	0.2	0.3	0.3	1.5	1.0
Candy and nuts.....	02	5503	4.7	0.3	0.3	0.3	1.6	1.1
Chocolate and chocolate-type confectionery products.....	02	550301	4.1	0.1	0.2	0.1	1.5	0.0
Chocolate/chocolate-type confectionery prods, cacao beans.....	02	5503011	9.9	0.9	0.0	0.0	0.0	0.0
Chocolate/confectionery products, made from purchased chocolate, not retailed.....	02	5503014	2.8	0.0	0.2	0.1	1.7	0.1
Nonchocolate-type confectioneries.....	02	550302	8.0	0.9	0.0	0.0	0.4	0.4
Nuts and seeds (salted, roasted, cooked or blanched).....	02	550304	2.7	-0.2	0.7	0.8	3.0	3.1
Nuts (salted, roasted, cooked, or blanched), sold in bulk.....	02	5503041	-0.1	-0.1	0.9	0.8	3.3	3.5
Canned nuts (salted, roasted, cooked, or blanched).....	02	5503042	-3.2	2.2	-2.9	2.3	0.0	0.0
All other packaged nuts, including all types of seeds (salted, roasted, cooked, or blanched).....	02	5503043	-2.1	-2.2	-0.1	1.0	0.0	-1.1
Other confectionery-type products.....	02	550305	6.0	0.9	0.0	0.0	0.0	0.0
Beverages and beverage materials.....	02	6	8.2	0.1	-0.3	1.3	0.3	-0.9
Alcoholic beverages.....	02	61	3.9	0.3	0.1	0.1	0.0	-0.1
Malt beverages.....	02	6101	2.0	-0.1	-0.1	-0.1	-0.1	0.0
Bottled beer and ale.....	02	610101	2.7	-0.3	-0.1	0.0	-0.1	0.0
Canned beer and ale.....	02	610103	1.9	-0.2	-0.2	0.0	0.0	0.0
Beer and ale in barrels and kegs.....	02	610105	1.2	-0.1	0.1	-0.1	-0.3	0.0
All other malt beverages and brewing products.....	02	610108	4.2	0.2	-0.3	0.1	0.1	-0.3
Distilled and bottled liquor, excluding brandy.....	02	6102	4.1	1.2	-0.2	0.2	0.0	0.0
Distilled liquor, excluding brandy.....	02	610202	8.2	2.6	0.0	0.0	0.0	0.0
Distilled whiskey, all other distilled liquor, excluding brandy.....	02	6102022	2.9	2.6	0.0	0.0	0.0	0.0
Bottled liquor, excluding brandy.....	02	610204	0.6	0.0	-0.3	0.3	-0.1	0.0
Bottled whiskey.....	02	6102041	-1.1	0.0	0.0	0.1	-0.1	0.0
Bottled gin, vodka, rum, cordials, cocktails, and similar compounds....	02	6102042	2.6	0.0	-0.8	0.7	0.0	0.0
Wines, brandy, and brandy spirits.....	02	6104	7.2	0.3	0.3	0.3	0.1	-0.2
Wines, brandy, and brandy spirits.....	02	610441	7.2	0.3	0.3	0.3	0.1	-0.2
Wines, white, red & rose grape, and other fruit, 14 percent or less alcohol.....	02	6104411	3.3	0.3	0.3	0.3	0.1	-0.3
Wines, white grape, 14 percent or less alcohol content.....	02	61044111	6.1	0.5	0.3	0.3	0.0	0.0
Wines, red grape, 14 percent or less alcohol content.....	02	61044112	0.7	0.2	0.4	0.4	0.2	-0.6
Wines, rose grape & other fruits & berries, 14 percent or less alcohol.....	02	61044113	2.9	0.2	0.0	0.0	0.0	0.0
Wines, dessert, effervescent, and wine coolers.....	02	6104412	3.7	0.4	0.2	0.2	0.0	0.0
Other wines, brandy, and brandy spirits.....	02	6104413	22.5	-0.2	0.4	0.3	0.5	0.2
Soft drinks.....	02	62	12.6	0.0	-0.9	3.2	0.7	-2.4
Soft drinks, non-carbonated and bottled water.....	02	6206	13.9	0.2	-2.0	7.5	0.5	-4.9

See footnotes at end of table.

Table 7. Producer price index percentage changes for commodity and service groupings and individual items, not seasonally adjusted — Continued
[July 2023]

Title	Commodity code		Unadjusted 12-month percent change ¹	Unadjusted 1-month percent change ¹				
	Group code	Item code		July 2022 to July 2023 ^P	Feb. to Mar.	Mar. to Apr. ^P	Apr. to May ^P	May to June ^P
Bottled water, non-carb, processed or pasteurized.....	02	620608	5.6	0.9	-0.2	0.7	-0.7	-0.4
Soft drinks, non-carbonated.....	02	620609	18.5	-0.2	-3.0	11.3	1.1	-7.1
Soft drinks, non-carbonated, all other types.....	02	6206093	11.0	-0.2	0.1	-1.0	0.7	-0.5
Soft drinks, non-carbonated, fruit drinks, cocktails, ades.....	02	6206094	23.8	-0.2	-4.7	18.5	1.3	-10.4
Soft drinks, bottle/can, carbonated, all types.....	02	6210	11.6	-0.2	-0.1	0.0	1.0	-0.4
Soft drinks, bottle/can, carbonated, all types.....	02	621001	11.6	-0.2	-0.1	0.0	1.0	-0.4
Packaged beverage materials.....	02	63	8.4	-0.3	0.2	0.3	-0.1	0.0
Coffee (whole bean, ground, & instant).....	02	6301	7.9	-0.4	0.3	0.2	-0.1	0.0
Coffee, concentrated, including coffee substitutes.....	02	630103	0.2	0.0	0.0	0.0	0.0	0.0
Roasted coffee.....	02	630104	8.5	-0.4	0.4	0.2	-0.1	0.0
Tea in consumer packages, exc. canned ice tea.....	02	6303	14.5	0.9	-0.7	0.5	-0.1	0.2
Tea in consumer packages, exc. canned ice tea.....	02	630313	14.5	0.9	-0.7	0.5	-0.1	0.2
Other beverage materials.....	02	64	11.7	0.0	0.8	-0.4	0.3	1.7
Other beverage materials.....	02	6401	11.7	0.0	0.8	-0.4	0.3	1.7
Malt and malt byproducts.....	02	640101	10.1	0.1	0.0	2.8	-0.7	0.0
Liquid beverage bases, excluding use by soft drink bottlers.....	02	640109	5.5	0.0	2.8	-2.7	1.2	0.0
Fats and oils.....	02	7	-24.7	-4.1	-5.4	-3.5	-6.1	1.2
Shortening, cooking oil, and margarine.....	02	78	-13.4	-1.6	-1.4	-2.4	-1.8	3.2
Shortening, cooking oil, and margarine.....	02	7801	-13.4	-1.6	-1.4	-2.4	-1.8	3.2
Margarine, butter blends, and butter substitutes.....	02	780109	-	-0.1	0.7	0.0	-	-
Shortening and cooking oils.....	02	780115	-17.1	-2.0	-2.0	-3.0	-2.3	4.0
Other oilseed processing.....	02	7A	-29.2	-5.5	-10.0	-2.1	-6.2	-0.6
Other oilseed processing.....	02	7A01	-29.2	-5.5	-10.0	-2.1	-6.2	-0.6
Cotton linters.....	02	7A0104	1.7	-0.2	-4.2	-5.0	-1.1	-7.1
Cottonseed cake, meal, hulls, and other byproducts.....	02	7A0105	1.7	-0.8	-0.4	-5.0	-4.3	0.3
Cottonseed cake and meal.....	02	7A01051	12.3	-0.4	-1.1	-4.3	-1.5	0.4
Other crude and refined vegetable oils and other vegetable mill products.....	02	7A0106	-5.4	0.1	0.5	-1.0	-1.9	-0.4
Other crude vegetable oils, including linseed, peanut, sunflower, safflower, etc.....	02	7A01061	-4.2	-1.6	1.7	-0.4	-0.9	-0.2
Other vegetable oil mill products, including all oil seed cake and meal.....	02	7A01063	-3.5	2.1	-0.5	-1.3	-2.8	-0.7
Corn oil, crude and refined.....	02	7B	-	-7.6	-2.8	-11.6	-	-
Corn oil, made by wet milling.....	02	7B01	-	-7.6	-2.8	-11.6	-	-
Corn oil, made by wet milling.....	02	7B0101	-	-7.6	-2.8	-11.6	-	-
Miscellaneous processed foods.....	02	8	3.1	1.4	0.5	-1.0	-1.2	0.0
Canned jams, jellies, and preserves.....	02	81	2.1	0.1	-0.1	0.0	0.2	0.1
Canned jams, jellies, and preserves.....	02	8101	2.1	0.1	-0.1	0.0	0.2	0.1
Canned jams, jellies, and preserves.....	02	810102	2.1	0.1	-0.1	0.0	0.2	0.1
Pickles and other pickled products, including horseradish.....	02	82	0.6	0.0	0.0	0.0	-0.9	0.0
Pickles and other pickled products.....	02	8201	0.6	0.0	0.0	0.0	-0.9	0.0
Pickles and other pickled products, including horseradish.....	02	820106	0.5	0.0	0.0	0.0	-0.9	0.0
Specialty canning.....	02	84	4.0	1.6	0.1	0.1	0.0	0.0
Specialty canning.....	02	8401	4.0	1.6	0.1	0.1	0.0	0.0
Canned dry beans.....	02	840102	13.8	9.3	-0.2	0.1	-0.2	0.0
Canned soups and stews, excluding frozen and seafood.....	02	840104	1.7	0.2	-0.1	0.2	0.0	0.0
Canned baby foods and other canned specialties/nationality foods.....	02	840105	4.5	1.7	0.8	0.0	0.0	0.0
Frozen specialty food.....	02	85	7.0	1.0	0.2	1.2	0.0	0.0
Frozen specialty food.....	02	8501	7.0	1.0	0.2	1.2	0.0	0.0
Frozen cakes, pies, and other pastries.....	02	850109	6.9	3.0	0.3	0.4	0.3	0.1
Frozen dinners (beef, pork, and poultry pies) and nationality foods, incl. frozen pizza.....	02	850111	7.0	-0.1	0.3	1.3	-0.1	0.0
Other frozen specialties, incl. all whipped topping, waffles, soups, etc., excluding seafood.....	02	850113	7.6	2.5	0.0	1.9	0.0	-0.2
Prepared sauces, except tomato.....	02	86	18.3	0.0	2.2	0.0	-0.5	7.3
Prepared sauces, excluding tomato-based sauces and sauces comprised of 20 percent or more meat.....	02	8601	18.3	0.0	2.2	0.0	-0.5	7.3
Prepared sauces, excluding tomato-based sauces and sauces comprised of 20 percent or more meat.....	02	860103	18.3	0.0	2.2	0.0	-0.5	7.3
Other miscellaneous processed foods.....	02	89	6.8	0.9	0.2	2.2	-0.5	-0.5
Other miscellaneous processed foods.....	02	8901	6.8	0.9	0.2	2.2	-0.5	-0.5
Mayonnaise, salad dressings, and sandwich spreads.....	02	890102	7.7	1.5	0.0	-0.3	-0.4	0.9
Dry mix food preparations.....	02	890148	3.7	-0.3	0.0	-0.1	0.0	0.0

See footnotes at end of table.

Table 7. Producer price index percentage changes for commodity and service groupings and individual items, not seasonally adjusted — Continued
[July 2023]

Title	Commodity code		Unadjusted 12-month percent change ¹	Unadjusted 1-month percent change ¹				
	Group code	Item code		July 2022 to July 2023 ^P	Feb. to Mar.	Mar. to Apr. ^P	Apr. to May ^P	May to June ^P
Perishable non-frozen prepared food, including tortillas.....	02	890149	6.6	-1.5	0.0	3.2	-0.7	-2.2
Perishable prepared foods.....	02	8901492	4.8	-2.1	0.0	4.0	-0.8	-2.7
Flavoring extracts, emulsions, liquid flavors, and food colorings.....	02	890151	2.0	0.0	0.1	0.0	0.0	0.0
Other flavoring agents, except chocolate syrup.....	02	890154	11.0	4.8	1.2	0.2	-2.4	0.0
Soft drink flavoring syrup, sold in bulk.....	02	89015411	7.6	0.0	0.0	0.0	0.0	0.0
Other flavoring agents (except chocolate syrups).....	02	89015412	3.5	-0.1	0.0	0.0	0.0	0.0
Table salt (evaporated), pepper (white and black), and other spices.....	02	890156	1.6	0.1	0.0	0.0	0.2	0.0
Pepper and other spices in commercial sizes (1 lb or more).....	02	8901566	3.1	0.0	0.0	0.0	0.6	-0.2
Peanut butter.....	02	890158	7.1	2.0	0.5	-0.4	4.6	-0.1
Ice.....	02	890161	19.0	0.4	0.0	1.0	0.0	0.9
Dairy product substitutes.....	02	890162	9.0	0.0	0.0	0.0	2.6	0.0
Dry, condensed, and evaporated dairy product substitutes.....	02	8901621	-	0.0	0.0	0.0	5.7	0.0
Liquid dairy product substitutes.....	02	8901622	9.1	0.0	0.0	0.0	0.0	0.0
Chips (potato, corn, etc.).....	02	890172	11.9	2.2	0.0	4.5	-0.2	-0.1
Potato chips and sticks, plain and flavored.....	02	8901721	14.7	0.3	0.0	6.9	-0.4	-0.2
Corn chips and related products.....	02	8901722	8.5	4.8	0.0	0.0	-0.4	0.0
Other chips, sticks (hard pretzels, bacon rinds, popcorn (except candied), etc.).....	02	8901723	12.3	1.7	0.0	6.8	0.2	0.0
Vinegar and cider.....	02	890174	4.7	0.0	4.1	0.0	0.0	0.0
Other food preparations.....	02	890175	-	-1.6	0.3	1.6	-3.6	0.0
Prepared animal feeds.....	02	9	-2.4	0.8	-1.2	-1.6	-1.2	1.2
Soybean cake, meal, and other byproducts.....	02	92	0.7	-0.5	-2.4	-1.2	-2.7	3.0
Soybean cake, meal, and byproducts.....	02	9201	0.7	-0.5	-2.4	-1.2	-2.7	3.0
Soybean cake, meal, and byproducts.....	02	920112	0.7	-0.5	-2.4	-1.2	-2.7	3.0
Soybean cake and meal.....	02	9201121	-1.4	0.4	-2.6	-1.2	-2.0	0.7
Other soybean products, including isolates and concentrates.....	02	9201122	26.4	-6.7	-1.5	-1.0	-7.9	21.7
Formula feeds.....	02	93	-7.5	-0.9	-1.0	-2.0	-2.1	-0.7
Formula feeds.....	02	9301	-7.5	-0.9	-1.0	-2.0	-2.1	-0.7
Chicken and turkey feed, supplements, concentrates, and premixes.....	02	930102	-7.8	-0.2	-0.5	-2.5	-2.7	-0.6
Dairy cattle feed, supplements, concentrates, and premixes.....	02	930110	-10.8	-3.0	-2.0	-3.5	-4.3	-2.6
Swine feed, supplements, concentrates, and premixes.....	02	930115	-11.3	0.2	-0.5	-0.5	0.1	0.0
Beef cattle feed, supplements, concentrates, and premixes.....	02	930117	-5.0	-1.6	-1.6	-1.1	-1.4	-0.1
Poultry, exc. chicken and turkey, and livestock, exc. cattle and swine, feed.....	02	930118	-0.3	-0.4	-0.9	-0.3	0.0	0.0
Miscellaneous feedstuffs.....	02	94	0.2	2.3	-1.0	-1.5	-0.3	1.9
Pet food.....	02	9402	8.7	5.7	0.0	0.0	0.0	0.0
Dog and cat food.....	02	940202	9.2	6.2	0.0	0.0	0.0	0.0
Dog food.....	02	9402021	7.7	4.9	0.0	0.1	0.0	0.1
Canned dog food.....	02	94020211	15.8	14.2	0.0	0.0	0.0	0.0
Dry and semi moist dog food.....	02	94020214	6.1	2.9	0.0	0.1	0.0	0.1
Cat food.....	02	9402022	13.0	9.3	0.0	0.0	0.0	0.0
Canned cat food.....	02	94020224	6.5	5.6	0.0	0.0	0.0	0.0
Dry and semi moist cat food.....	02	94020225	18.9	10.3	0.0	0.0	0.0	0.0
Pet (excluding dog and cat), laboratory, and fur animal feed.....	02	940203	1.3	-1.7	-0.1	-0.2	-0.3	0.0
Miscellaneous feedstuffs other than pet food.....	02	9403	-8.6	-1.1	-2.0	-3.2	-0.6	4.0
Meat meal and meat and bone meal.....	02	940301	-5.8	2.4	6.7	-1.0	-1.4	-0.3
Wet process corn byproducts.....	02	940317	-6.0	4.1	-0.3	-5.9	-2.1	-3.7
Other animal feeds, including fertilizer byproducts and feather.....	02	940325	-3.3	1.1	0.2	-1.5	-1.2	-2.0
Animal and marine feed and fertilizer byproducts, except meat and bone meal.....	02	9403252	5.2	5.6	-0.3	-0.3	-2.0	-1.8
Other prepared animal feeds, including feeding materials and adjuncts.....	02	9403253	-9.2	-1.9	0.6	-2.3	-0.6	-2.1
Miscellaneous byproducts of slaughtering plants.....	02	940333	-9.2	-4.6	-5.5	-2.4	0.5	13.1
Distillers' dried grains (dark and light) and dried solubles.....	02	940334	-	0.3	-0.4	-7.4	-0.6	-9.1
Textile products and apparel.....	03	-	-0.8	-0.1	-0.1	-0.3	-0.1	0.2
Synthetic fibers.....	03	1	2.7	-0.3	0.0	-1.1	-0.8	1.9
Unprocessed filament yarns.....	03	15	2.7	-0.3	0.0	-1.1	-0.8	1.9
Noncellulosic and cellulosic organic fibers.....	03	1504	2.7	-0.3	0.0	-1.1	-0.8	1.9
Noncellulosic fibers.....	03	150401	2.8	0.0	-0.4	-1.3	-0.7	1.9
Noncellulosic organic fibers.....	03	1504014	0.0	0.0	-0.6	-1.7	-0.9	2.4
Polyester manufactured fibers.....	03	15040147	-7.9	-1.0	-0.8	-1.2	-1.5	-0.1
Other noncellulosic organic fibers, incl. polyamide, polyolefin, and producer-textured.....	03	15040149	4.1	0.5	-0.4	-2.0	-0.6	3.7
Processed yarns and threads.....	03	2	-14.5	-0.2	-1.0	-1.0	0.3	0.3

See footnotes at end of table.

Table 7. Producer price index percentage changes for commodity and service groupings and individual items, not seasonally adjusted — Continued
[July 2023]

Title	Commodity code		Unadjusted 12-month percent change ¹	Unadjusted 1-month percent change ¹				
	Group code	Item code		July 2022 to July 2023 ^P	Feb. to Mar.	Mar. to Apr. ^P	Apr. to May ^P	May to June ^P
Yarns.....	03	26	-14.8	-0.2	-1.0	-1.0	0.3	0.3
Spun cotton yarns.....	03	2601	-20.7	-0.2	0.0	-0.2	0.4	0.0
Spun cotton yarns.....	03	260115	-20.7	-0.2	0.0	-0.2	0.4	0.0
Spun synthetic yarns.....	03	2603	-25.0	0.9	0.0	0.0	0.2	0.0
Spun synthetic yarns.....	03	260304	-25.0	0.9	0.0	0.0	0.2	0.0
Textured and twisted yarns.....	03	2604	-5.9	-0.5	-2.1	-1.7	0.5	0.6
Textured and twisted yarns.....	03	260405	-5.9	-0.5	-2.1	-1.7	0.5	0.6
Other spun noncellulosic and natural fiber (excluding cotton and wool) yarns.....	03	2607	-15.3	0.0	0.5	-1.3	-1.1	-0.2
Other spun noncellulosic and natural fiber (excluding cotton and wool) yarns.....	03	260701	-15.3	0.0	0.5	-1.3	-1.1	-0.2
Greige fabrics.....	03	3	-1.4	1.1	0.9	-0.5	0.1	-0.8
Greige broadwoven fabrics.....	03	37	1.9	1.7	1.8	0.0	0.1	-1.1
Greige manmade, silk, and other natural fiber (exc cotton/wool) broadwoven fabrics.....	03	3703	0.2	0.3	0.0	-0.2	0.0	-0.1
Greige manmade, silk, and other natural fiber (exc cotton/wool) broadwoven fabrics.....	03	370304	0.2	0.3	0.0	-0.2	0.0	-0.1
Greige knit fabrics.....	03	38	1.3	0.1	0.0	-0.6	0.3	-0.7
Weft (circular) knit fabrics, greige goods (excluding hosiery).....	03	3803	0.4	0.0	0.0	-0.5	-0.2	-1.5
Weft (circular) knit fabrics, greige goods (excluding hosiery).....	03	380301	0.4	0.0	0.0	-0.5	-0.2	-1.5
Warp knit fabrics, greige goods (excluding hosiery).....	03	3804	1.7	0.2	0.0	-0.6	0.6	0.0
Warp knit fabrics, greige goods (excluding hosiery).....	03	380401	1.7	0.2	0.0	-0.6	0.6	0.0
Tire cord and tire fabric.....	03	39	-10.9	0.0	-1.3	-2.0	0.0	0.0
Tire cord and tire fabrics.....	03	3901	-10.9	0.0	-1.3	-2.0	0.0	0.0
Tire cord and tire fabrics.....	03	390101	-10.9	0.0	-1.3	-2.0	0.0	0.0
Finished fabrics.....	03	4	-0.6	0.0	-0.1	-0.2	-0.2	-0.4
Finished broadwoven fabrics.....	03	42	-8.5	0.3	0.2	-1.4	-1.2	-1.7
Finished cotton broadwoven fabrics.....	03	4201	7.0	0.2	-1.3	-0.3	-0.4	-1.9
Finished cotton broadwoven fabrics.....	03	420104	7.0	0.2	-1.3	-0.3	-0.4	-1.9
Finished manmade, silk, and other natural fiber (exc. cotton and wool) broadwoven fabrics.....	03	4203	-14.4	0.4	1.1	-2.0	-1.7	-1.7
Finished manmade, silk, and other natural fiber (exc. cotton and wool) broadwoven fabrics.....	03	420306	-14.4	0.4	1.1	-2.0	-1.7	-1.7
Finished manmade, silk, & natural fiber (exc cotton/wool) broadwoven, finished in weaving mills.....	03	4203061	2.6	0.1	0.3	0.1	0.2	-0.3
Finished manmade fiber, silk and other natural fiber broadwoven fabrics, finishing mill.....	03	4203062	-22.4	0.6	1.5	-3.2	-2.8	-2.5
Woven and braided narrow fabrics.....	03	44	2.4	-0.1	-0.6	0.7	-1.0	-0.9
Woven and braided narrow fabrics.....	03	4402	2.4	-0.1	-0.6	0.7	-1.0	-0.9
Woven narrow fabrics (12 inches or less in width).....	03	440204	0.2	0.0	-0.8	0.9	-1.3	-1.0
Braided narrow fabrics (12 inches or less in width).....	03	440205	6.9	-0.2	0.0	0.0	1.1	0.0
Nonwoven fabrics and felts.....	03	45	-2.0	-0.4	-0.3	-0.5	-0.4	-0.1
Nonwoven fabrics and felts.....	03	4503	-2.0	-0.4	-0.3	-0.5	-0.4	-0.1
Nonwoven fabrics.....	03	450321	-1.8	-0.6	-0.1	-0.4	-0.2	-0.1
Pressed, punched, or needled felts, excluding hats.....	03	450333	-5.3	2.7	-2.7	-1.7	-3.5	-0.9
Coated fabrics, not rubberized.....	03	46	2.4	0.5	-0.3	-0.1	0.8	-0.5
Coated fabrics, not rubberized.....	03	4601	2.4	0.5	-0.3	-0.1	0.8	-0.5
Vinyl coated fabrics, including expanded vinyl coated.....	03	460102	0.5	0.0	0.0	-0.4	0.1	0.0
Coated or laminated fabrics and coated yarns, incl. impregnated fabrics.....	03	460103	3.1	0.7	-0.4	-0.1	1.1	-0.7
Screen printed textile materials, embroideries, and lace goods.....	03	47	2.6	0.1	0.1	0.3	0.0	-0.1
Screen printed textile and apparel materials and embroideries.....	03	4701	2.6	0.1	0.1	0.3	0.0	-0.1
Embroideries (excluding Schiffli machine products) and embroidery contractors.....	03	470103	3.8	0.4	0.0	0.6	0.0	0.1
Screen printing on garments, apparel accessories, and other fabric articles, excluding labels.....	03	470108	2.4	0.0	0.1	0.2	0.0	-0.2
Knit fabrics, finished in knitting mills.....	03	48	8.0	0.4	0.1	0.0	0.0	0.0
Weft (circular) knit fabrics, knit and finished in the same establishment (excluding hosiery).....	03	4801	5.7	0.0	0.7	-0.6	0.0	0.0
Weft (circular) knit fabrics, knit and finished in the same establishment (excluding hosiery).....	03	480101	5.7	0.0	0.7	-0.6	0.0	0.0
Warp knit goods, knit and finished in the same establishment.....	03	4802	10.7	0.8	-0.5	0.6	-0.1	0.0
Warp knit goods, knit and finished in the same establishment.....	03	480201	10.7	0.8	-0.5	0.6	-0.1	0.0
Warp knit fabrics, knit and finished in same establishment.....	03	4802011	11.0	0.8	-0.6	0.6	-0.1	0.0
Apparel & other fabricated textile prods.....	03	8	3.5	0.1	0.0	0.2	0.2	0.3

See footnotes at end of table.

Table 7. Producer price index percentage changes for commodity and service groupings and individual items, not seasonally adjusted — Continued
[July 2023]

Title	Commodity code		Unadjusted 12-month percent change ¹	Unadjusted 1-month percent change ¹				
	Group code	Item code		July 2022 to July 2023 ^P	Feb. to Mar.	Mar. to Apr. ^P	Apr. to May ^P	May to June ^P
Apparel.....	03	81	1.4	0.0	0.0	0.6	0.2	-0.1
Miscellaneous apparel and accessories.....	03	8104	3.0	0.0	0.1	0.1	0.4	0.0
Men's and boys' fabric, straw, and felt hats, made from purchased materials.....	03	810414	0.0	0.0	0.0	0.0	0.0	0.0
Hat bodies and fabric caps, made from purchased materials.....	03	810416	6.0	0.0	0.0	1.5	0.0	0.0
Gloves and mittens, made from purchased materials.....	03	810424	5.6	0.0	0.7	0.0	1.2	0.0
Leather and sheep-lined apparel, made from purchased materials.....	03	810428	3.0	0.2	0.4	0.0	0.0	-0.5
Apparel and accessories, n.e.c.....	03	810441	3.2	0.0	0.0	0.0	0.6	0.0
All other cut and sew apparel, made from purchased materials.....	03	81044118	—	—	0.0	0.0	0.0	0.0
Fabricated apparel accessories.....	03	8104412	3.3	0.0	0.0	0.0	1.9	0.0
All other apparel accessories, made from purchased materials.....	03	81044125	3.9	0.0	0.0	0.0	2.4	0.0
Women's, girls', and infants' cut and sew apparel.....	03	8106	-1.2	0.0	0.0	0.1	0.1	0.1
Women's and girls' blouses and shirts, made from purchased fabrics.....	03	810603	—	0.0	0.0	0.0	0.0	0.1
Women's and girls' dresses, made from purchased fabrics.....	03	810611	-4.0	0.0	0.0	0.0	0.0	0.2
Women's and girls' lingerie and nightwear, made from purchased fabrics.....	03	810647	—	0.0	0.0	0.8	0.0	0.0
Women's and girls' other outerwear, made from purchased fabrics.....	03	810661	—	0.0	0.0	0.4	0.1	0.0
Men's and boys' cut and sew apparel.....	03	8107	4.5	0.1	0.0	2.3	0.0	-0.5
Men's and boys' pants, except work pants, made from purchased fabrics.....	03	810703	—	0.0	0.0	0.0	—	—
Men's and boys' work clothing, made from purchased fabrics.....	03	810713	—	0.0	0.0	2.2	0.0	0.0
Men's and boys' shirts, except work shirts, made from purchased fabrics.....	03	810723	—	0.0	0.0	0.0	0.0	0.0
Men's and boys' suits, coats, and overcoats, made from purchased fabrics.....	03	810735	11.5	0.3	0.0	4.9	0.0	0.0
Men's and boys' other outerwear, made from purchased fabrics.....	03	810744	—	0.0	-0.1	0.0	0.0	0.2
Men's and boys' nightwear, robes, and underwear, made from purchased fabrics.....	03	810761	0.0	0.0	0.0	0.0	0.0	0.0
Apparel made in knitting mills.....	03	8108	1.0	0.0	0.0	0.0	0.0	0.0
Knit outerwear, underwear, and nightwear, made in knitting mills.....	03	810808	4.4	0.0	0.0	0.0	0.0	0.0
Hosiery and socks.....	03	810831	-0.1	0.0	0.0	0.0	0.0	0.0
Textile house furnishings.....	03	82	2.0	0.2	-0.1	0.0	0.1	0.3
Textile house furnishings.....	03	8203	2.0	0.2	-0.1	0.0	0.1	0.3
Curtains and draperies, made from purchased materials.....	03	820304	7.4	0.0	0.0	0.0	0.0	1.2
Other textiles, including towels and bed textiles.....	03	820312	0.5	0.2	-0.1	0.0	0.1	0.0
Fabricated textile products, made in weaving mills.....	03	8203121	-5.6	-0.7	-2.9	-0.4	0.8	0.0
Other household textile products.....	03	8203122	0.9	0.3	0.2	0.0	0.0	0.0
Bedspreads, made from purchased materials.....	03	82031221	0.0	0.0	0.0	0.0	0.0	0.0
Sheets and pillowcases, made from purchased materials.....	03	82031223	0.0	0.0	0.0	0.0	0.0	0.0
Other household furnishings, made from purchased materials.....	03	82031226	1.1	0.4	0.2	0.0	0.0	0.0
Industrial and other fabricated products.....	03	83	6.2	0.2	0.0	0.0	0.2	0.5
Industrial and other fabricated products.....	03	8303	6.2	0.2	0.0	0.0	0.2	0.5
Rope, cordage, and twine.....	03	830321	4.1	-0.1	0.1	0.1	-0.2	0.2
All other textile bags.....	03	830334	5.1	0.0	0.0	0.0	0.0	0.0
Canvas and related products.....	03	830345	2.2	0.0	0.1	0.0	0.0	0.9
All other fabricated textile products, excluding trimming and findings.....	03	830351	9.8	0.1	-0.1	0.1	0.5	0.1
All other miscellaneous fabricated textile products.....	03	8303516	9.8	0.1	-0.2	0.1	0.5	0.1
Trimming and findings, excluding automobile and apparel.....	03	830361	8.7	7.7	0.0	0.0	0.0	0.0
Miscellaneous textile products/services.....	03	9	-1.3	-1.8	0.1	-0.2	0.2	-0.6
Miscellaneous textile products/services.....	03	94	-1.3	-1.8	0.1	-0.2	0.2	-0.6
Miscellaneous textile products/services.....	03	9401	-1.3	-1.8	0.1	-0.2	0.2	-0.6
Textile and fabric finishing, except broadwoven.....	03	940103	-2.1	0.3	0.3	0.8	-0.2	-1.9
Hides, skins, leather, and related products.....	04	—	1.4	0.2	0.1	0.1	-0.8	0.9
Hides and skins, incl. cattle.....	04	1	-9.8	1.3	-0.4	0.8	-3.9	-2.1
Hides and skins, incl. cattle.....	04	19	-9.8	1.3	-0.4	0.8	-3.9	-2.1
Hides, skins, and pelts, made in slaughtering plants.....	04	1901	-9.8	1.3	-0.4	0.8	-3.9	-2.1
Hides, skins, and pelts, made in slaughtering plants.....	04	190108	-9.8	1.3	-0.4	0.8	-3.9	-2.1
Leather.....	04	2	-3.0	0.8	0.0	-0.3	-0.3	0.0
Finished and unfinished leather.....	04	27	-3.0	0.8	0.0	-0.3	-0.3	0.0
Finished and unfinished leather.....	04	2701	-3.0	0.8	0.0	-0.3	-0.3	0.0
Finished and unfinished leather.....	04	270102	-3.0	0.8	0.0	-0.3	-0.3	0.0
Footwear.....	04	3	7.0	-0.2	0.6	0.0	0.0	0.1
Men's nonathletic footwear.....	04	31	10.1	-0.4	0.7	0.0	0.0	0.1

See footnotes at end of table.

Table 7. Producer price index percentage changes for commodity and service groupings and individual items, not seasonally adjusted — Continued
[July 2023]

Title	Commodity code		Unadjusted 12-month percent change ¹	Unadjusted 1-month percent change ¹				
	Group code	Item code		July 2022 to July 2023 ^P	Feb. to Mar.	Mar. to Apr. ^P	Apr. to May ^P	May to June ^P
Men's footwear (size 6 and larger), excluding athletic.	04	3105	10.1	-0.4	0.7	0.0	0.0	0.1
Men's footwear (size 6 and larger), excluding athletic.	04	310501	10.1	-0.4	0.7	0.0	0.0	0.1
Women's nonathletic footwear.	04	32	1.7	0.0	0.5	0.0	0.0	0.3
Women's footwear (size 4 and larger), excluding athletic.	04	3205	1.7	0.0	0.5	0.0	0.0	0.3
Women's footwear (size 4 and larger), excluding athletic.	04	320501	1.7	0.0	0.5	0.0	0.0	0.3
Other footwear including slippers.	04	39	-	0.0	0.0	0.0	0.0	0.0
Other footwear, excluding rubber and plastic soled footwear.	04	3901	-	0.0	0.0	0.0	0.0	0.0
Other footwear, excluding rubber and plastic soled footwear.	04	390104	-	0.0	0.0	0.0	0.0	0.0
Other leather and related products.	04	4	5.4	-0.5	0.0	0.0	0.0	3.8
Luggage and small leather goods.	04	41	7.5	-0.9	0.0	0.0	0.1	6.6
Luggage and small leather goods.	04	4101	7.5	-0.9	0.0	0.0	0.1	6.6
Luggage (including suitcases, travel bags, backpacks, and other types).	04	410112	14.3	-1.8	0.0	0.0	0.2	13.3
Women's and children's handbags and purses.	04	410128	0.6	0.1	0.0	0.0	0.1	0.0
Personal leather goods (excluding women's handbags and purses).	04	410132	1.6	0.3	0.4	0.2	0.0	0.0
Leather and leather-like goods, n.e.c.	04	45	3.1	0.0	0.0	0.0	-0.1	0.5
Leather and leather-like goods, n.e.c.	04	4501	3.1	0.0	0.0	0.0	-0.1	0.5
All other leather goods.	04	450101	3.4	0.0	0.0	0.0	-0.1	0.5
Boot and shoe cut stock and findings.	04	4501011	4.4	0.1	0.0	0.0	2.0	0.0
All other miscellaneous leather goods.	04	4501014	3.2	0.0	0.0	0.0	-0.4	0.6
Leather belts, made from purchased materials.	04	450111	0.0	0.0	0.0	0.0	0.0	0.0
Fuels and related products and power.	05	-	-22.9	-3.4	-1.0	-4.6	1.1	1.0
Coal.	05	1	-7.0	-4.0	1.7	-2.9	3.7	1.4
Coal.	05	13	-7.0	-4.0	1.7	-2.9	3.7	1.4
Coal.	05	1301	-7.0	-4.0	1.7	-2.9	3.7	1.4
Unprepared bituminous coal and lignite (utility sold).	05	130101	1.2	-0.6	-4.0	2.0	-0.2	1.6
Unprepared bituminous coal and lignite from surface mine (utility sold).	05	1301011	-5.6	-3.2	-0.9	0.0	-0.1	-0.5
Unprepared bituminous coal and lignite from underground mine (utility sold).	05	1301012	-	2.9	-7.9	4.7	-0.3	4.1
Prepared bituminous coal and lignite (utility sold).	05	130102	-6.9	-5.2	3.0	-4.4	6.1	1.3
Prepared bituminous coal & lignite, from surface mine (utility sold).	05	1301021	8.1	-11.7	7.0	-9.1	8.2	1.4
Prepared bituminous coal & lignite, from underground mine (utility sold).	05	1301022	-11.9	-1.7	1.0	-1.9	5.0	1.3
Coal exports.	05	130103	-	-3.0	-0.4	0.0	0.4	0.6
Coal non-utility sold (including anthracite).	05	130104	7.9	0.8	3.3	-1.1	-6.0	3.1
Gas fuels.	05	3	-64.7	-20.6	-15.2	-8.7	-4.3	16.2
Natural gas.	05	31	-72.5	-25.5	-22.8	-2.0	-1.7	11.0
Natural gas.	05	3101	-72.5	-25.5	-22.8	-2.0	-1.7	11.0
Natural gas.	05	310105	-72.5	-25.5	-22.8	-2.0	-1.7	11.0
Natural gas from the wellhead.	05	3101051	-73.9	-24.2	-22.9	-1.6	-2.4	8.3
Natural gas from processing facilities.	05	3101052	-63.5	-32.1	-22.0	-4.4	2.4	26.3
Liquefied petroleum gas.	05	32	-48.6	-11.4	-3.1	-17.2	-8.3	24.6
Liquefied petroleum gas.	05	3201	-48.6	-11.4	-3.1	-17.2	-8.3	24.6
Isopentane and natural gasoline.	05	320102	-30.6	-5.8	3.2	-8.5	-8.3	0.3
Propane.	05	320104	-56.7	-3.8	-2.8	-22.8	-15.5	3.1
Butane.	05	320105	-54.9	-27.0	-4.9	-24.0	-23.3	11.6
Plant condensate, ethane, gas mixtures, and other natural gas liquids.	05	320108	-49.2	-10.9	-4.5	-16.7	-3.4	39.7
Electric power.	05	4	6.0	-1.0	-1.5	1.3	6.7	0.1
Residential electric power.	05	41	6.3	-0.7	-0.8	0.8	4.5	-0.2
Residential electric power.	05	4121	6.3	-0.7	-0.8	0.8	4.5	-0.2
Residential electric power.	05	412101	6.3	-0.7	-0.8	0.8	4.5	-0.2
Residential electric power, New England.	05	4121011	7.6	0.0	-3.0	0.0	0.0	-11.0
Residential electric power, Middle Atlantic.	05	4121012	6.0	-3.6	-1.2	0.0	2.1	0.3
Residential electric power, East North Central.	05	4121013	11.0	3.8	-0.1	-0.2	6.2	0.0
Residential electric power, West North Central.	05	4121014	-1.7	0.1	0.5	0.1	12.4	-1.0
Residential electric power, South Atlantic.	05	4121015	8.7	-0.8	-0.1	0.4	6.6	-0.5
Residential electric power, East South Central.	05	4121016	1.0	-3.4	-2.6	1.7	3.2	0.3
Residential electric power, West South Central.	05	4121017	-2.8	-3.8	-2.3	3.3	2.6	1.6
Residential electric power, Mountain.	05	4121018	4.6	1.1	0.6	3.5	0.6	1.0
Residential electric power, Pacific.	05	4121019	13.2	1.2	-0.1	0.0	4.6	1.5
Commercial electric power.	05	42	5.7	-0.9	-1.8	1.3	9.1	0.2

See footnotes at end of table.

Table 7. Producer price index percentage changes for commodity and service groupings and individual items, not seasonally adjusted — Continued
 [July 2023]

Title	Commodity code		Unadjusted 12-month percent change ¹	Unadjusted 1-month percent change ¹				
	Group code	Item code		July 2022 to July 2023 ^P	Feb. to Mar.	Mar. to Apr. ^P	Apr. to May ^P	May to June ^P
Commercial electric power.....	05	4221	5.7	-0.9	-1.8	1.3	9.1	0.2
Commercial electric power.....	05	422101	5.7	-0.9	-1.8	1.3	9.1	0.2
Commercial electric power, New England.....	05	4221011	-2.5	0.0	-1.7	-0.2	0.0	-13.7
Commercial electric power, Middle Atlantic.....	05	4221012	-5.4	-6.9	-5.3	-5.4	11.3	2.0
Commercial electric power, East North Central.....	05	4221013	11.8	2.6	-0.4	-0.1	11.9	-0.1
Commercial electric power, West North Central.....	05	4221014	-1.5	-0.3	1.0	-2.1	8.7	1.4
Commercial electric power, South Atlantic.....	05	4221015	7.0	0.1	-1.4	0.1	3.3	-1.5
Commercial electric power, East South Central.....	05	4221016	0.1	-2.1	-4.2	-0.8	4.3	2.3
Commercial electric power, West South Central.....	05	4221017	1.6	-4.4	-3.2	1.8	12.8	1.8
Commercial electric power, Mountain.....	05	4221018	9.2	1.8	1.3	2.5	2.6	2.4
Commercial electric power, Pacific.....	05	4221019	16.7	2.1	-0.6	9.9	15.6	2.2
Industrial electric power.....	05	43	6.1	-1.8	-3.0	2.7	7.8	0.9
Industrial electric power.....	05	4321	6.1	-1.8	-3.0	2.7	7.8	0.9
Industrial electric power.....	05	432101	6.1	-1.8	-3.0	2.7	7.8	0.9
Industrial electric power, New England.....	05	4321011	4.5	-12.2	-23.2	-0.5	0.9	7.1
Industrial electric power, Middle Atlantic.....	05	4321012	-20.1	-4.8	-7.6	0.0	-0.8	-0.7
Industrial electric power, East North Central.....	05	4321013	37.4	18.6	0.5	-0.2	22.9	0.0
Industrial electric power, West North Central.....	05	4321014	-3.7	1.8	-2.7	4.4	9.5	1.1
Industrial electric power, South Atlantic.....	05	4321015	4.2	-0.5	-1.2	0.4	2.7	-1.9
Industrial electric power, East South Central.....	05	4321016	-1.4	-6.8	-3.6	-3.3	5.3	2.7
Industrial electric power, West South Central.....	05	4321017	1.7	-3.4	-2.8	1.1	4.3	-0.7
Industrial electric power, Mountain.....	05	4321018	-13.1	-22.6	-1.2	8.9	-6.3	6.1
Industrial electric power, Pacific.....	05	4321019	8.6	0.7	-0.9	10.6	12.3	1.1
Transportation electric power.....	05	46	6.3	-0.1	-0.1	0.0	8.2	-2.3
Transportation electric power.....	05	4621	6.3	-0.1	-0.1	0.0	8.2	-2.3
Transportation electric power.....	05	462111	6.3	-0.1	-0.1	0.0	8.2	-2.3
Utility natural gas.....	05	5	-15.0	-7.7	-6.2	-4.2	-0.6	1.5
Residential natural gas.....	05	51	-10.0	-7.8	-4.4	-2.6	-0.2	0.6
Residential natural gas.....	05	5121	-10.0	-7.8	-4.4	-2.6	-0.2	0.6
Residential natural gas.....	05	512101	-10.0	-7.8	-4.4	-2.6	-0.2	0.6
Residential natural gas, New England.....	05	5121011	-16.6	-1.6	-0.4	-18.1	1.8	-9.4
Residential natural gas, Middle Atlantic.....	05	5121012	-0.3	-6.1	-0.7	-0.5	-1.2	-0.4
Residential natural gas, East North Central.....	05	5121013	-22.3	-5.8	-10.4	-2.7	0.7	1.7
Residential natural gas, West North Central.....	05	5121014	-9.7	-8.4	-2.9	-1.8	-4.1	2.6
Residential natural gas, South Atlantic.....	05	5121015	-10.0	-9.8	-0.9	2.4	0.2	3.0
Residential natural gas, East South Central.....	05	5121016	-29.5	-8.4	-4.4	0.5	-0.4	-0.4
Residential natural gas, West South Central.....	05	5121017	-12.4	-9.5	-5.7	-5.9	0.8	3.5
Residential natural gas, Mountain.....	05	5121018	9.2	3.1	0.8	-3.8	-0.2	-2.3
Residential natural gas, Pacific.....	05	5121019	-6.3	-17.3	-8.7	-1.0	0.8	2.6
Commercial natural gas.....	05	52	-19.4	-11.1	-7.8	-6.1	-1.1	2.1
Commercial natural gas.....	05	5221	-19.4	-11.1	-7.8	-6.1	-1.1	2.1
Commercial natural gas.....	05	522101	-19.4	-11.1	-7.8	-6.1	-1.1	2.1
Commercial natural gas, New England.....	05	5221011	-30.3	-2.7	-0.9	-26.3	-7.6	-1.8
Commercial natural gas, Middle Atlantic.....	05	5221012	-14.4	-6.0	-3.9	-2.5	-3.2	0.1
Commercial natural gas, East North Central.....	05	5221013	-27.4	-8.9	-14.1	-5.1	0.1	3.2
Commercial natural gas, West North Central.....	05	5221014	-15.9	-13.1	-4.9	-5.8	-3.0	7.5
Commercial natural gas, South Atlantic.....	05	5221015	-22.7	-15.3	-0.6	0.5	-0.6	2.2
Commercial natural gas, East South Central.....	05	5221016	-30.8	-6.4	-2.1	-7.0	-1.6	-0.2
Commercial natural gas, West South Central.....	05	5221017	-22.1	-10.1	-12.3	-5.1	2.1	3.3
Commercial natural gas, Mountain.....	05	5221018	13.8	3.5	1.9	-5.6	0.0	-1.2
Commercial natural gas, Pacific.....	05	5221019	-18.9	-27.6	-21.4	-5.3	2.2	5.5
Industrial natural gas.....	05	53	-18.6	-10.5	-9.2	-4.1	-1.3	4.5
Industrial natural gas.....	05	5321	-18.6	-10.5	-9.2	-4.1	-1.3	4.5
Industrial natural gas.....	05	532101	-18.6	-10.5	-9.2	-4.1	-1.3	4.5
Industrial natural gas, New England.....	05	5321011	-35.1	-3.5	-0.8	-29.1	-7.6	-5.2
Industrial natural gas, Middle Atlantic.....	05	5321012	-0.8	-14.1	-6.8	-1.4	-2.0	11.0
Industrial natural gas, East North Central.....	05	5321013	-35.5	-9.0	-27.2	-10.3	2.3	9.1
Industrial natural gas, West North Central.....	05	5321014	7.5	-10.4	-8.0	0.3	-1.7	14.0
Industrial natural gas, South Atlantic.....	05	5321015	-13.0	-8.0	-3.9	0.0	-0.1	1.7
Industrial natural gas, East South Central.....	05	5321016	-40.1	-16.1	-8.8	-1.5	-2.5	0.0
Industrial natural gas, West South Central.....	05	5321017	-35.4	-9.6	-9.3	-3.4	-2.3	3.7
Industrial natural gas, Mountain.....	05	5321018	25.4	4.9	0.9	3.4	0.0	-1.1
Industrial natural gas, Pacific.....	05	5321019	23.8	-15.2	1.6	-4.1	-2.0	0.3

See footnotes at end of table.

Table 7. Producer price index percentage changes for commodity and service groupings and individual items, not seasonally adjusted — Continued
[July 2023]

Title	Commodity code		Unadjusted 12-month percent change ¹	Unadjusted 1-month percent change ¹				
	Group code	Item code		July 2022 to July 2023 ^P	Feb. to Mar.	Mar. to Apr. ^P	Apr. to May ^P	May to June ^P
Natural gas to electric power.....	05	54	-18.4	-5.7	-7.3	-5.5	-0.8	1.8
Natural gas to electric power.....	05	5421	-18.4	-5.7	-7.3	-5.5	-0.8	1.8
Natural gas to electric power.....	05	542101	-18.4	-5.7	-7.3	-5.5	-0.8	1.8
Crude petroleum (domestic production).....	05	6	-24.8	-7.1	11.2	-9.8	-4.3	8.4
Crude petroleum (domestic production).....	05	61	-24.8	-7.1	11.2	-9.8	-4.3	8.4
Crude petroleum (domestic production).....	05	6101	-24.8	-7.1	11.2	-9.8	-4.3	8.4
Crude petroleum (domestic production).....	05	610102	-24.8	-7.1	11.2	-9.8	-4.3	8.4
Petroleum products, refined.....	05	7	-32.0	-2.3	0.4	-6.7	-1.4	-1.7
Gasoline.....	05	71	-24.5	1.0	7.4	-7.3	1.3	0.6
Unleaded premium gasoline.....	05	7103	-23.9	1.4	7.5	-4.8	1.4	1.8
Unleaded premium gasoline.....	05	710304	-23.9	1.4	7.5	-4.8	1.4	1.8
Unleaded regular gasoline.....	05	7104	-24.9	0.8	7.6	-7.9	1.1	0.3
Unleaded regular gasoline.....	05	710404	-24.9	0.8	7.6	-7.9	1.1	0.3
Unleaded mid-premium gasoline.....	05	7105	-25.3	-1.5	10.4	-8.5	3.7	-0.3
Unleaded mid-premium gasoline.....	05	710504	-25.3	-1.5	10.4	-8.5	3.7	-0.3
Kerosene and jet fuels.....	05	72	-38.2	-6.3	-12.2	-11.6	1.4	3.0
Kerosene.....	05	7202	-35.5	-9.8	-3.5	-10.9	-1.1	3.3
Kerosene.....	05	720201	-35.5	-9.8	-3.5	-10.9	-1.1	3.3
Jet fuel.....	05	7203	-38.3	-6.1	-12.7	-11.6	1.5	3.0
Jet fuel.....	05	720301	-38.3	-6.1	-12.7	-11.6	1.5	3.0
Light fuel oils.....	05	73	-44.5	-6.5	-4.9	-6.4	-5.9	-7.5
Home heating oil and distillates.....	05	7302	-32.8	-2.3	-7.9	-10.4	1.5	6.7
Home heating oil and distillates.....	05	730201	-32.8	-2.3	-7.9	-10.4	1.5	6.7
No. 2 diesel fuel.....	05	7303	-45.2	-6.7	-4.7	-6.2	-6.4	-8.4
No. 2 diesel fuel.....	05	730302	-45.2	-6.7	-4.7	-6.2	-6.4	-8.4
Residual fuels (heavy fuel oils, incl. #5, #6, & other residual fuels).....	05	74	-36.8	13.2	-1.0	11.2	-9.8	4.5
Residual fuels (heavy fuel oils, incl. #5, #6, & other residual fuels).....	05	7407	-36.8	13.2	-1.0	11.2	-9.8	4.5
Residual fuels (heavy fuel oils, incl. #5, #6, & other residual fuels).....	05	740703	-36.8	13.2	-1.0	11.2	-9.8	4.5
Finished lubricants.....	05	76	5.3	0.1	-0.9	0.1	1.3	-0.4
Lubricating and similar oils.....	05	7604	2.3	0.1	-1.1	0.1	-0.4	-0.4
Lubricating and similar oils not from petroleum refineries.....	05	760401	2.3	0.1	-1.1	0.1	-0.4	-0.4
Lubricating oil base stocks.....	05	78	-38.4	-3.0	-2.0	-12.7	0.7	-3.0
Lubricating oil base stocks.....	05	7801	-38.4	-3.0	-2.0	-12.7	0.7	-3.0
Lubricating oil base stocks.....	05	780121	-38.4	-3.0	-2.0	-12.7	0.7	-3.0
Asphalt and other petroleum and coal products, n.e.c.....	05	8	-32.0	14.8	-22.6	-12.4	6.5	1.6
Asphalt and other petroleum and coal products, n.e.c.....	05	81	-32.0	14.8	-22.6	-12.4	6.5	1.6
Asphalt.....	05	8102	-36.5	2.0	12.9	4.1	3.4	0.2
Asphalt.....	05	810212	-36.5	2.0	12.9	4.1	3.4	0.2
Other petroleum and coal products, including coke oven products, n.e.c.....	05	8103	-12.3	17.0	-28.1	-16.5	7.5	2.0
Other petroleum and coal products, including coke oven products, n.e.c.....	05	810319	-12.3	17.0	-28.1	-16.5	7.5	2.0
Other petroleum and coal products, made in coke oven establishments.....	05	8103191	-4.8	-0.3	-0.1	-1.3	-0.5	-0.7
Chemicals and allied products.....	06	-	-7.8	-0.7	0.1	-0.9	-0.8	-0.9
Industrial chemicals.....	06	1	-17.4	-2.4	0.3	-1.8	-0.9	-2.1
Basic inorganic chemicals.....	06	13	-4.7	-0.4	-1.6	-1.3	-1.2	-3.7
Inorganic chemicals, other than alkalis and chlorine.....	06	1302	-2.4	-0.5	-0.7	-0.6	-0.5	-0.8
Aluminum compounds.....	06	130209	7.0	0.0	-0.2	-1.1	0.0	0.2
Inorganic acids, inc. hydrochloric, sulfuric acid, and other.....	06	13020T	-28.8	0.1	1.4	-3.1	-0.9	-0.5
Sulfuric acid.....	06	13020T1	-39.0	-1.2	4.3	-2.7	-0.2	0.0
Lime.....	06	130213	20.3	0.3	0.1	1.1	0.0	0.2
Potassium and sodium compounds, excluding bleaches, alkalis, and alum.....	06	130217	13.2	1.3	0.0	-3.1	0.0	-3.4
Rock salt.....	06	130271	9.0	0.0	0.0	0.2	0.0	0.0
Other inorganic chemicals, nec.....	06	130283	0.0	-0.8	-0.7	0.1	-0.5	-1.1
All other inorganic chemicals.....	06	1302833	1.8	-1.0	-0.2	0.1	-0.6	-1.1
Alkalis and chlorine, including natural sodium carbonate and sulfate.....	06	1303	-12.1	-0.3	-3.5	-2.9	-2.7	-10.5
Chlorine, sodium hydroxide, and other alkalis.....	06	130302	-15.6	-0.2	-4.3	-3.2	-3.1	-11.8
Sodium hydroxide (caustic soda).....	06	1303024	-25.7	-0.2	-5.9	-4.7	-5.0	-14.3
Other alkalis.....	06	1303028	0.8	-0.3	-1.1	-0.6	0.4	-8.1
Basic organic chemicals.....	06	14	-19.4	-2.9	0.7	-1.9	-0.8	-1.7

See footnotes at end of table.

Table 7. Producer price index percentage changes for commodity and service groupings and individual items, not seasonally adjusted — Continued
[July 2023]

Title	Commodity code		Unadjusted 12-month percent change ¹	Unadjusted 1-month percent change ¹				
	Group code	Item code		July 2022 to July 2023 ^P	Feb. to Mar.	Mar. to Apr. ^P	Apr. to May ^P	May to June ^P
Primary basic organic chemicals.....	06	1401	-40.7	-9.3	1.3	-5.9	-3.4	-4.5
Aromatics.....	06	140197	-31.1	3.9	-2.3	2.9	-7.8	20.5
Liquid refinery gases.....	06	140198	-43.7	-13.5	2.6	-9.1	-1.6	-14.0
Cyclic intermediate chemicals and dyes.....	06	1402	-4.6	0.0	-0.7	0.2	-0.3	-2.2
Cyclic intermediate chemicals.....	06	140281	-5.0	0.1	-0.6	0.1	-0.3	-2.4
Synthetic organic dyes.....	06	140282	0.2	-0.7	-1.6	1.1	-0.8	0.0
Other basic organics.....	06	1403	-5.7	0.4	0.5	0.0	0.3	-0.4
Ethanol (ethyl alcohol).....	06	140341	-4.0	-1.3	6.0	3.6	3.3	-1.0
Other basic organics, n.e.c.....	06	140399	-6.7	1.0	-1.3	-1.3	-0.8	-0.2
Fatty acids.....	06	1403991	-28.1	-2.7	-6.2	-4.4	-1.0	3.1
Bulk pesticides and other bulk synthetic organic agricultural chemicals, excluding preparation.....	06	1403992	-2.9	0.0	0.0	0.0	-1.0	0.0
Industrial organic flavor oil mixtures and blends.....	06	1403993	-8.8	4.7	0.0	0.0	0.0	0.0
Natural organic chemicals.....	06	1403995	0.8	3.6	-2.0	0.1	0.0	-0.4
Synthetic organic chemicals for use as flavor and perfume materials.....	06	1403997	36.7	0.0	0.0	37.8	0.0	0.0
Synthetic organic rubber-processing chemicals.....	06	1403998	-	-	-1.5	-0.3	0.2	-0.2
Synthetic organic plasticizers.....	06	1403999	-21.6	1.7	1.4	1.0	-5.6	-3.1
Other synthetic organic chemicals.....	06	140399A	-9.6	4.2	-4.3	-4.8	-0.4	-1.7
Miscellaneous end use chemicals and chemical products, excluding urea.....	06	140399B	5.4	0.6	0.4	0.0	-2.0	2.0
Miscellaneous cyclic and acyclic chemicals and chemical products, excluding fatty acid esters.....	06	140399C	-19.1	-0.1	0.9	-3.2	0.9	-4.0
Paints and allied products.....	06	2	1.8	0.5	0.1	0.5	0.0	-0.8
Prepared paint.....	06	21	0.9	-0.2	0.2	0.1	0.0	-0.2
Architectural coatings.....	06	2101	2.6	0.0	0.0	0.0	0.0	0.0
Architectural coatings.....	06	210104	2.6	0.0	0.0	0.0	0.0	0.0
Exterior architectural coatings.....	06	2101041	4.9	0.0	0.0	0.0	0.0	0.0
Interior architectural coatings.....	06	2101042	1.3	0.0	0.0	0.0	0.0	0.0
OEM finishes excluding marine coatings.....	06	2102	1.4	-0.4	1.3	-0.1	0.0	-0.7
OEM finishes excluding marine coatings.....	06	210201	1.4	-0.4	1.3	-0.1	0.0	-0.7
Transportation finishes, except powdered and high-solids coatings.....	06	2102011	0.5	-2.6	2.0	0.8	0.2	-1.4
All other product finishes for original equipment manufacturers (OEM), excluding marine coating.....	06	2102012	1.5	0.1	1.2	-0.3	0.0	-0.5
Special purpose coatings, incl. marine, industrial & construction coatings.....	06	2103	-2.7	-0.4	-0.3	0.4	0.0	-0.3
Special purpose coatings, incl. marine, industrial & construction coatings.....	06	210301	-2.7	-0.4	-0.3	0.4	0.0	-0.3
Paint materials.....	06	22	4.6	3.2	-0.4	2.2	0.4	-3.5
Paint colors.....	06	2202	3.0	3.7	-0.5	2.5	0.5	-4.0
All other inorganic pigments, including TiO ₂ , chrome colors, and other white opaque pigments.....	06	22020N	3.3	3.4	0.6	2.9	0.5	-4.5
Synthetic organic pigments, lakes, and toners.....	06	220298	0.5	5.4	-7.2	0.0	0.0	0.0
Kaolin and ball clay.....	06	2204	17.9	0.0	0.0	0.0	0.0	0.0
Kaolin and ball clay.....	06	220407	17.9	0.0	0.0	0.0	0.0	0.0
Allied and miscellaneous paint products.....	06	23	0.5	-0.1	0.1	0.0	-0.9	0.0
Allied and miscellaneous paint products.....	06	2301	0.5	-0.1	0.1	0.0	-0.9	0.0
Allied and miscellaneous paint products.....	06	230104	0.5	-0.1	0.1	0.0	-0.9	0.0
Drugs and pharmaceuticals.....	06	3	3.2	0.1	0.2	-0.1	-0.1	0.3
Medicinal and botanical chemicals, drugs, and other products.....	06	31	1.1	0.5	0.1	0.0	-0.1	0.0
Medicinal and botanical chemicals, drugs, and other products.....	06	3102	1.1	0.5	0.1	0.0	-0.1	0.0
Synthetic organic medicinal chemicals, medicinal & botanical drugs, & other products.....	06	310203	1.1	0.5	0.1	0.0	-0.1	0.0
Veterinary pharmaceutical preparations.....	06	34	-	0.0	0.0	0.0	0.0	0.0
Pharmaceuticals for veterinary use.....	06	3403	-	0.0	0.0	0.0	0.0	0.0
Pharmaceuticals for veterinary use.....	06	340303	-	0.0	0.0	0.0	0.0	0.0
Biological products, including diagnostics.....	06	37	5.3	0.1	0.6	-0.2	-0.3	0.9
Biological products, excluding diagnostic, for veterinary, industrial, and all other misc. uses.....	06	3717	16.3	0.0	2.3	1.0	-1.6	0.0
Biological products, excluding diagnostic, for veterinary, industrial, and all other misc. uses.....	06	371705	-	0.0	2.3	1.0	-1.6	0.0
Diagnostics.....	06	3718	3.2	0.3	0.2	-1.0	0.2	0.8
In-vitro diagnostic substances.....	06	371801	1.1	0.7	0.1	-1.4	0.1	0.1
Biological products, excluding diagnostic, for human use.....	06	3719	2.7	0.0	0.2	0.0	0.0	1.3
Biological products, excluding diagnostic, for human use.....	06	371904	-	0.0	0.2	0.0	0.0	1.3

See footnotes at end of table.

Table 7. Producer price index percentage changes for commodity and service groupings and individual items, not seasonally adjusted — Continued
[July 2023]

Title	Commodity code		Unadjusted 12-month percent change ¹	Unadjusted 1-month percent change ¹				
	Group code	Item code		July 2022 to July 2023 ^P	Feb. to Mar.	Mar. to Apr. ^P	Apr. to May ^P	May to June ^P
Pharmaceutical preparations.....	06	38	2.4	0.0	0.1	-0.1	0.0	0.2
Pharmaceuticals affecting neoplasms, the endocrine system, & metabolic diseases.....	06	3801	1.7	0.0	0.0	-0.1	0.0	0.7
Cancer therapy products.....	06	380102	2.7	0.0	0.0	-1.0	0.0	1.7
Insulin/antidiabetes products.....	06	380103	2.9	0.0	0.0	0.0	0.0	0.3
Other neoplasms, endocrine system, and metabolic diseases.....	06	380104	1.6	0.0	0.0	0.0	0.0	0.7
Hormones and oral contraceptives.....	06	380105	1.1	0.0	0.0	0.0	0.0	0.0
Pharmaceuticals acting on the central nervous system and the sense organs.....	06	3802	4.6	0.0	0.2	-0.3	0.0	0.0
Analgesics.....	06	380202	4.4	0.0	0.0	0.0	0.0	0.1
Analgesics, over-the-counter.....	06	380202OC	2.5	0.1	0.3	0.0	0.0	1.1
Analgesics, prescription.....	06	380202RX	4.6	0.0	0.0	0.0	0.0	0.0
Psychotherapeutics.....	06	380203	9.2	0.0	0.0	0.0	0.0	0.0
Antidepressants.....	06	3802031	10.0	0.0	0.0	0.0	0.0	0.0
Other psychotherapeutics, including tranquilizers.....	06	3802032	4.2	0.0	0.0	0.0	0.0	0.0
Anticonvulsants.....	06	380204	-9.6	0.0	0.0	-13.9	0.0	0.0
Other central nervous system and sense organs.....	06	380205	4.8	0.0	0.3	0.0	0.0	0.0
Pharmaceuticals acting on the cardiovascular system.....	06	3803	4.8	0.0	0.0	0.0	0.0	0.0
Other cardiovascular preparations.....	06	380305	3.9	0.0	0.0	0.0	0.0	0.1
Pharmaceuticals acting on the respiratory system.....	06	3804	-0.3	0.0	0.0	0.0	0.0	0.1
Antihistamines and bronchodilators, including antiasthmatics.....	06	380402	2.7	0.0	0.1	0.0	0.0	0.0
Other respiratory preparations.....	06	380403	-2.1	0.0	0.0	0.0	0.0	0.3
Other respiratory preparations, over-the-counter.....	06	380403OC	3.1	0.0	0.0	0.0	0.0	0.0
Other respiratory preparations, prescription.....	06	380403RX	-3.2	0.0	0.0	0.0	0.0	0.7
Pharmaceuticals acting on the digestive or the genito-urinary systems.....	06	3805	-1.8	-0.1	-0.4	0.0	-1.5	0.0
Other digestive or genito-urinary preparations.....	06	380503	-1.8	-0.1	-0.4	0.0	-1.5	0.0
Other digestive or genito-urinary preparations, prescription.....	06	380503RX	-2.1	0.0	-0.5	0.0	-1.9	0.0
Pharmaceuticals acting on the skin.....	06	3806	0.8	0.0	-0.6	0.0	0.0	0.0
Other pharmaceutical preparations acting on the skin.....	06	380603	0.9	0.0	-0.6	0.0	0.0	0.0
Anti-acne preparations.....	06	380606	0.1	0.0	0.0	0.0	0.0	0.0
Vitamin, nutrient, and hematonic preparations.....	06	3807	2.1	0.1	0.3	0.2	0.0	0.0
Multivitamins.....	06	380702	0.6	0.0	0.0	0.0	0.0	0.0
Other vitamins and nutrients.....	06	380703	2.5	0.0	0.5	0.0	0.0	0.0
Pharmaceuticals affecting parasitic and infective diseases.....	06	3808	1.9	0.0	0.0	0.0	0.0	0.2
Broad and medium spectrum antibiotics.....	06	380802	0.6	0.0	0.0	0.0	0.0	0.0
Systemic antivirals.....	06	380803	3.2	0.0	0.0	0.0	0.0	0.0
Other parasitic and infective diseases.....	06	380804	3.3	0.0	0.0	0.0	0.0	0.5
Fats and oils, inedible.....	06	4	-12.5	-2.5	-3.1	-4.1	0.5	6.8
Fats and oils, inedible.....	06	41	-12.5	-2.5	-3.1	-4.1	0.5	6.8
Fats and oils, inedible.....	06	4101	-12.5	-2.5	-3.1	-4.1	0.5	6.8
Soybean oil, processed for inedible purposes.....	06	410131	-9.9	-0.9	-3.1	-4.2	0.4	8.8
Crude soybean oil, degummed, made from soybeans crushed in the same establishment.....	06	4101311	-6.4	-1.8	-1.8	-1.3	-3.4	3.5
Soybean oil, all other types.....	06	4101312	-11.4	-0.4	-3.8	-5.9	2.6	11.7
Lard, inedible tallow, and grease, except wool grease.....	06	410132	-23.1	-8.9	-3.3	-3.8	1.0	-1.2
Agricultural chemicals and chemical products.....	06	5	-22.2	-2.2	-3.7	-3.0	-3.7	-2.2
Mixed fertilizers.....	06	51	0.8	-1.2	-1.9	-0.7	-1.0	-1.1
Mixed fertilizers.....	06	5105	0.8	-1.2	-1.9	-0.7	-1.0	-1.1
Mixed fertilizers.....	06	510501	0.8	-1.2	-1.9	-0.7	-1.0	-1.1
Mixed fertilizers, made in plants which manufacture fertilizer materials.....	06	5105011	3.9	0.0	-2.2	-2.5	-0.9	0.0
Mixed fertilizers, dry, mixing only.....	06	5105012	4.2	-0.7	-2.4	0.1	-0.8	-0.9
Mixed fertilizers, liquid, mixing only.....	06	5105013	-21.3	-7.0	1.0	1.1	-1.7	-5.6
Fertilizer materials.....	06	52	-34.2	-5.4	-3.3	-4.7	-7.3	-4.8
Nitrogenates.....	06	5201	-45.4	-9.3	-6.8	-7.4	-13.1	-4.8
Fertilizer materials of organic origin.....	06	520137	-0.4	-2.2	-0.1	-0.4	-0.3	0.0
Synthetic ammonia, nitric acid, ammonium compounds, and urea.....	06	52013A	-48.1	-9.8	-7.3	-8.0	-14.3	-5.3
Phosphates.....	06	5202	-	-0.7	0.6	-2.1	-1.7	-
Phosphoric acid, 52-54 percent APA, superphosphates and other phosphate fertilizer materials.....	06	52026A	-	-0.7	0.6	-2.1	-1.7	-
Other agricultural chemicals.....	06	53	-16.9	1.0	-4.9	-2.3	-1.3	-0.1
Other agricultural chemicals.....	06	5301	-16.9	1.0	-4.9	-2.3	-1.3	-0.1
Lawn and garden pesticides and chemicals.....	06	530107	15.4	0.0	0.0	0.0	0.0	0.0
Household and institutional pesticides and chemicals.....	06	530108	5.8	0.0	0.0	0.0	0.0	0.0
Agricultural and commercial pesticides and chemicals.....	06	530109	-19.8	1.1	-5.4	-2.5	-1.4	-0.1

See footnotes at end of table.

Table 7. Producer price index percentage changes for commodity and service groupings and individual items, not seasonally adjusted — Continued
[July 2023]

Title	Commodity code		Unadjusted 12-month percent change ¹	Unadjusted 1-month percent change ¹				
	Group code	Item code		July 2022 to July 2023 ^P	Feb. to Mar.	Mar. to Apr. ^P	Apr. to May ^P	May to June ^P
Plastic resins and materials.....	06	6	-14.9	0.9	1.6	-1.1	-1.9	-3.0
Thermoplastic resins and plastics materials.....	06	62	-15.7	1.0	1.8	-0.4	-2.0	-2.7
Thermoplastic resins and plastics materials.....	06	6212	-15.7	1.0	1.8	-0.4	-2.0	-2.7
Thermoplastic resins and plastics materials.....	06	621201	-15.7	1.0	1.8	-0.4	-2.0	-2.7
Thermosetting resins and plastics materials.....	06	63	-10.0	0.2	0.6	-5.4	-1.0	-5.0
Thermosetting resins and plastics materials.....	06	6306	-10.0	0.2	0.6	-5.4	-1.0	-5.0
Thermosetting resins and plastics materials.....	06	630601	-10.0	0.2	0.6	-5.4	-1.0	-5.0
Other chemicals and allied products.....	06	7	4.3	0.2	0.1	0.2	-0.2	0.1
Soaps and detergents.....	06	71	11.9	0.1	0.1	0.0	-0.1	0.1
Soaps and other detergents.....	06	7104	11.9	0.1	0.1	0.0	-0.1	0.1
Soaps and detergents, commercial, industrial, and institutional.....	06	710401	11.9	0.1	0.1	-0.1	0.0	0.3
Commercial, industrial, and institutional hard surface cleaners.....	06	71040101	7.6	-0.3	0.5	-0.7	0.0	0.0
Commercial, industrial, and institutional laundry detergents.....	06	71040102	6.6	5.0	0.0	0.0	0.0	0.0
Commercial, industrial, and institutional dishwashing detergents.....	06	71040103	21.3	0.0	-0.1	0.0	0.0	0.0
Commercial, industrial, and institutional metal cleaners.....	06	71040104	2.9	2.8	0.0	0.0	0.0	0.0
Dairy, farm, and food plant cleaners, sanitizers, etc.....	06	71040106	0.5	0.0	0.0	0.0	0.0	0.0
Commercial, industrial, and institutional soaps, excluding specialty cleaners.....	06	71040107	5.1	0.2	0.0	0.3	0.0	0.0
Household detergents.....	06	710402	13.3	0.0	0.1	0.1	0.0	0.2
Household alkaline detergents and cleaners.....	06	7104021	18.7	0.0	0.1	0.1	0.0	0.3
Household dry and liquid laundry detergents.....	06	7104022	10.5	0.0	0.0	0.0	0.0	0.0
Soaps, excluding specialty cleaners, household.....	06	710403	5.4	0.0	0.0	0.0	-0.3	-0.5
Polish and other sanitation goods.....	06	72	4.3	0.2	0.3	0.1	0.1	0.0
Polish and other sanitation goods.....	06	7201	4.3	0.2	0.3	0.1	0.1	0.0
Polishing preparations and related products.....	06	720103	3.0	0.6	0.3	-0.1	0.8	0.0
Specialty cleaning and sanitation products.....	06	720105	3.6	0.2	0.4	0.1	0.0	0.1
Disinfectants, nonagricultural, industrial and institutional.....	06	7201051	5.3	0.0	0.2	0.0	0.0	0.0
Air and room fresheners.....	06	7201053	5.5	0.0	0.0	0.0	0.0	0.0
Laundry fabric softeners and rinses, liquid and dry.....	06	7201058	3.6	0.0	0.4	1.0	0.0	0.9
Other specialty cleaning and sanitation products.....	06	7201059	3.2	0.5	0.7	0.1	0.0	0.0
Cosmetics and other toilet preparations.....	06	75	6.0	0.6	0.2	0.5	0.4	0.0
Shaving preparations.....	06	7502	0.6	0.0	0.0	0.0	0.0	0.0
Shaving preparations.....	06	750206	0.6	0.0	0.0	0.0	0.0	0.0
Perfumes, toilet waters, and colognes.....	06	7503	4.1	0.0	0.0	0.0	0.0	0.0
Perfumes, toilet waters, and colognes.....	06	750306	4.1	0.0	0.0	0.0	0.0	0.0
Hair preparations (including shampoos).....	06	7504	5.3	0.0	0.0	0.0	0.0	0.0
Hair preparations (including shampoos).....	06	750407	5.3	0.0	0.0	0.0	0.0	0.0
Hair preparations incl professional, consumer, and cream/gel shampoos.....	06	75040701	5.2	0.0	0.0	0.0	0.0	0.0
Hair tonics and hair dressings incl professional and consumer use.....	06	75040702	5.5	0.0	0.0	0.0	0.0	0.0
Toothpastes, denture cleaners, and mouthwashes.....	06	7505	7.7	4.6	0.0	0.0	0.1	0.0
Denture cleaners, mouthwashes, gargles, and rinses.....	06	750504	7.2	7.1	0.0	0.0	0.1	0.0
Creams, lotions, and oils, excluding shaving, hair, and deodorant.....	06	7514	7.1	0.0	0.3	0.0	0.0	0.0
Creams, lotions, and oils, excluding shaving, hair, and deodorant.....	06	751401	7.1	0.0	0.3	0.0	0.0	0.0
Other cosmetics and toilet preparations.....	06	7515	5.0	0.1	0.4	1.2	0.8	0.0
Other cosmetics and toilet preparations.....	06	751501	5.0	0.1	0.4	1.2	0.8	0.0
Misc. chemical prod. and preparations.....	06	79	1.2	0.0	0.1	0.2	-0.6	0.2
Explosives and blasting accessories.....	06	7902	4.2	-0.7	-0.6	-0.9	0.2	-0.2
Explosives and blasting accessories.....	06	790234	4.2	-0.7	-0.6	-0.9	0.2	-0.2
Industrial gases.....	06	7903	-1.2	1.0	-0.8	1.2	-1.6	0.3
Carbon dioxide.....	06	790302	8.1	-0.5	1.7	2.8	0.0	0.1
Nitrogen.....	06	790303	4.0	-3.0	3.1	0.0	-1.7	0.2
Oxygen.....	06	790304	8.1	1.9	1.7	4.1	-0.9	0.0
Argon and hydrogen.....	06	790309	5.6	1.3	-1.9	0.6	1.6	0.9
Other industrial gases (including fluorocarbon and acetylene).....	06	790312	-9.0	2.2	-3.3	0.1	-2.7	0.5
Adhesives and sealants.....	06	7904	4.9	0.3	0.6	0.1	-0.2	0.0
Synthetic resin and rubber adhesives.....	06	790402	6.1	0.4	0.6	0.1	-0.3	0.0
Epoxy adhesives.....	06	7904021	11.9	0.7	1.0	0.7	0.0	0.0
Other synthetic resin and rubber adhesives.....	06	7904026	2.1	0.1	0.8	-0.1	-0.8	0.1
Structural sealants (load bearing).....	06	790407	-1.9	0.0	0.0	0.0	0.0	0.0
Nonstructural caulking compounds and sealants.....	06	79040A	3.7	0.3	0.9	0.1	0.0	0.0
Surface active agents.....	06	7905	-3.0	-1.8	0.0	-0.4	0.7	0.0
Textile and leather assistants and finishes.....	06	790501	-	-6.7	-0.1	-1.7	-1.9	-
Surfactants (bulk surface active agents).....	06	790502	1.3	0.0	0.0	0.0	1.6	0.0

See footnotes at end of table.

Table 7. Producer price index percentage changes for commodity and service groupings and individual items, not seasonally adjusted — Continued
[July 2023]

Title	Commodity code		Unadjusted 12-month percent change ¹	Unadjusted 1-month percent change ¹				
	Group code	Item code		July 2022 to July 2023 ^P	Feb. to Mar.	Mar. to Apr. ^P	Apr. to May ^P	May to June ^P
Gum and wood chemicals, including wood distillation products.....	06	7906	9.0	-1.8	0.0	0.5	-1.1	0.2
Gum and wood chemicals, including wood distillation products.....	06	790607	9.0	-1.8	0.0	0.5	-1.1	0.2
Other miscellaneous chemical products.....	06	7909	0.9	0.1	0.2	0.1	-0.9	0.3
Carbon black, all processes.....	06	790918	-12.2	-3.2	-1.0	2.1	-2.5	2.5
Printing ink.....	06	790919	4.9	0.0	0.6	0.0	0.0	-0.1
Gravure printing inks.....	06	7909192	0.0	0.0	0.0	0.0	0.0	0.0
Lithographic and offset inks.....	06	7909193	4.8	0.0	0.0	0.0	0.0	0.0
News and nonheat web offset printing inks.....	06	79091931	4.9	0.0	0.0	0.0	0.0	0.0
Publication and commercial web inks.....	06	79091932	7.0	0.0	0.0	0.0	0.0	0.0
Sheet-fed general inks.....	06	79091933	2.2	0.0	0.0	0.0	0.0	0.0
Sheet-fed packaging inks.....	06	79091934	1.7	0.0	0.0	0.0	0.0	0.0
Flexographic printing inks.....	06	7909194	5.8	0.2	0.0	0.0	0.0	0.0
Nonimpact/digital inks.....	06	7909195	4.8	-0.1	1.9	0.1	0.0	-0.5
All other printing inks.....	06	7909196	5.2	-0.6	0.2	0.2	0.1	0.4
Water-treating compounds.....	06	790961	-6.0	-0.1	2.4	0.4	-6.0	0.6
Automotive chemicals.....	06	790991	-0.6	-0.1	0.0	0.1	0.0	-0.9
All other chemical preparations, including essential oils, matches, and gelatin.....	06	790999	4.1	1.1	-0.2	-0.3	0.3	0.3
Rubber and plastic products.....	07	—	-2.4	-0.2	0.1	-0.2	-0.6	-0.5
Rubber and rubber products.....	07	1	-0.2	-0.1	0.1	-0.4	-0.7	-0.8
Synthetic rubber, inc. styrene-butadiene rubber (SBR) and ethylene propylene.....	07	11	-18.3	-1.2	1.2	-1.0	-2.8	-5.6
Synthetic rubber.....	07	1102	-18.3	-1.2	1.2	-1.0	-2.8	-5.6
Synthetic rubber, inc. sbr and ethylene propylene.....	07	110224	-18.3	-1.2	1.2	-1.0	-2.8	-5.6
Tires, tubes, tread, & repair materials.....	07	12	6.2	0.1	0.3	-0.2	-0.3	0.0
Tires.....	07	1201	6.2	0.0	0.3	-0.2	-0.3	0.0
Pneumatic tires (including passenger, truck, bus, tractor, industrial, and other tires).....	07	12010	6.3	0.0	0.3	-0.2	-0.3	0.0
Passenger car pneumatic tires.....	07	120104	7.6	0.0	0.0	-0.2	0.0	0.0
Truck and bus (including off-the-highway) pneumatic tires.....	07	120105	2.5	0.0	0.0	-3.6	0.0	0.0
Tread rubber, tire sundries, and repair materials.....	07	1203	7.3	4.7	2.1	-0.1	-0.7	0.1
Tread rubber, tire sundries, and repair materials.....	07	120354	7.3	4.7	2.1	-0.1	-0.7	0.1
Miscellaneous rubber products.....	07	13	2.1	0.1	-0.6	-0.3	-0.2	0.4
Rubber and plastics footwear, including athletic footwear.....	07	1301	-0.2	0.0	0.0	0.4	0.0	0.1
Rubber and plastics footwear, including athletic footwear.....	07	130109	-0.2	0.0	0.0	0.4	0.0	0.1
Rubber and plastic belts and belting.....	07	1303	3.2	0.4	0.1	-0.4	-0.6	0.0
Flat rubber and plastics belts and belting.....	07	130371	1.2	0.2	0.0	-0.6	-0.9	0.0
Rubber and plastics transmission belts and belting (excluding flat).....	07	130372	6.9	0.7	0.4	0.0	0.0	0.1
Rubber and plastics hose.....	07	1304	-3.2	0.0	-1.9	-1.5	0.3	0.7
Rubber and plastics hose.....	07	130411	-3.2	0.0	-1.9	-1.5	0.3	0.7
Industrial rubber and plastics hose without fittings.....	07	1304116	-4.7	0.0	-1.8	0.0	0.0	0.0
Rubber and plastics water hose (incl. fire, irrigation, etc.).....	07	1304117	-17.3	0.0	-8.3	-5.8	0.0	-3.4
Rubber and plastics hose for on- and off-highway motor vehicles.....	07	1304118	4.9	0.0	1.5	-1.4	0.0	3.8
Miscellaneous rubber products, n.e.c.....	07	1306	3.0	0.1	-0.4	-0.1	-0.2	0.4
All other industrial rubber products.....	07	130604	4.1	-0.1	-0.6	0.2	0.0	2.5
All other miscellaneous rubber goods.....	07	130606	5.1	0.0	-0.2	-0.2	0.0	0.0
Rubber compounds or mixtures for sale or interplant transfer.....	07	130612	-2.2	-0.4	-2.5	0.0	-1.2	-0.3
Rubber druggist and medical sundries, excluding gloves.....	07	130616	—	0.0	0.0	0.0	—	—
Rubber products for mechanical use.....	07	130617	6.2	0.6	0.5	-0.1	0.0	0.0
Molded rubber mechanical goods automotive.....	07	1306171	9.5	0.6	0.0	0.1	0.1	0.0
Molded rubber mechanical goods, transportation/off-highway.....	07	1306172	4.6	1.5	0.0	0.0	0.1	0.0
Other molded rubber mechanical goods (excluding tubing).....	07	1306179	3.9	0.2	2.8	-1.1	0.0	0.0
Other extruded rubber mechanical goods (excl. auto)(excl. tubing).....	07	130617C	0.9	0.0	0.0	0.7	0.0	0.0
Rubber coated fabrics, garments, and footwear.....	07	130618	4.5	0.0	0.0	-0.3	0.0	0.0
Plastic products.....	07	2	-3.1	-0.3	0.1	-0.2	-0.6	-0.4
Plastic construction products.....	07	21	-4.7	0.1	-0.2	-0.7	-0.9	-0.1
Plastics construction products.....	07	2106	-4.7	0.1	-0.2	-0.7	-0.9	-0.1
Plastics pipe.....	07	210603	-11.1	0.1	-0.5	-1.8	-1.2	-1.3
Plastics drain, waste, and vent pipe.....	07	2106031	-21.2	1.2	-1.7	-2.6	-0.9	-2.1
Plastics water pipe.....	07	2106033	-5.5	-0.3	0.0	-1.8	-1.8	-0.7
Plastics sewer, stormdrain, and water main pipe.....	07	2106038	-10.8	-0.3	-0.3	-1.2	-1.6	-0.2
Other plastics pipe.....	07	210603B	-12.6	0.0	0.0	0.0	0.0	-8.9
Plastics pipe fittings and unions.....	07	210604	-3.0	2.0	-0.7	-1.7	-0.7	-1.0
Plastics plumbing fixtures.....	07	210605	3.0	0.0	0.0	-0.4	0.1	0.3

See footnotes at end of table.

Table 7. Producer price index percentage changes for commodity and service groupings and individual items, not seasonally adjusted — Continued
[July 2023]

Title	Commodity code		Unadjusted 12-month percent change ¹	Unadjusted 1-month percent change ¹				
	Group code	Item code		July 2022 to July 2023 ^P	Feb. to Mar.	Mar. to Apr. ^P	Apr. to May ^P	May to June ^P
Other plastics construction products.....	07	210606	-2.1	-0.2	0.0	0.1	-0.9	0.7
Building and construction polystyrene foam products.....	07	2106061	-7.9	-0.2	0.0	0.0	-6.6	-0.9
Building & construction fabricated plastics products (excl foam, plumbing fixtures, hardware).....	07	2106063	-1.3	-0.2	0.1	0.2	-0.1	0.9
Unsupported plastic film, sheet and other shapes.....	07	22	-7.1	-1.5	0.1	-0.3	-1.9	-1.4
Unsupported plastics film, sheet, and other shapes.....	07	2205	-7.1	-1.5	0.1	-0.3	-1.9	-1.4
Unsupported plastics film, sheet, and other shapes.....	07	220501	-7.1	-1.5	0.1	-0.3	-1.9	-1.4
Unlaminated polyethylene film and sheet.....	07	2205011	-7.3	-2.7	-0.9	-0.1	-4.1	0.8
Unlaminated vinyl and vinyl copolymer film and sheet.....	07	2205013	-1.7	-1.0	0.0	0.0	-0.7	0.0
Miscellaneous unlaminated plastics film and sheet.....	07	2205014	-12.5	-2.1	0.2	-0.1	-2.7	-0.4
Unlaminated plastics profile shapes.....	07	2205015	1.0	1.7	0.2	0.0	1.0	-4.5
Laminated plastic sheets, rods, and tubes.....	07	23	4.9	0.4	0.0	0.4	0.2	0.0
Laminated plastics plates, sheet (except packaging), and shapes.....	07	2304	4.9	0.4	0.0	0.4	0.2	0.0
Laminated plastics plates, sheet (except packaging), and shapes.....	07	230401	4.9	0.4	0.0	0.4	0.2	0.0
Parts for manufacturing from plastics.....	07	26	-1.6	-0.1	-0.4	-0.4	-0.2	-0.1
Parts for transportation equipment.....	07	2601	-0.9	0.4	0.0	-0.6	-0.4	0.0
Parts for transportation equipment.....	07	260105	-0.9	0.4	0.0	-0.6	-0.4	0.0
Transportation polyurethane foam products.....	07	2601051	0.7	0.0	0.0	0.0	0.0	0.0
Transportation fabricated plastic parts (excluding foam and reinforced plastics).....	07	2601052	-1.0	0.4	0.0	-0.7	-0.4	0.0
Other parts and components for manufacturing.....	07	2602	3.3	0.0	0.1	0.0	0.1	0.5
Other parts and components for manufacturing.....	07	260205	3.3	0.0	0.1	0.0	0.1	0.5
All other miscellaneous polyurethane foam products.....	07	2602051	2.5	0.0	0.0	0.0	0.0	0.0
Electrical & electronic fabricated plastics (excl. foam and reinforced plastics).....	07	2602052	1.8	0.0	0.2	-0.1	1.1	1.4
All other polystyrene foam products incl. transportation application uses.....	07	2602053	2.3	0.0	0.0	0.0	-1.1	0.0
Industrial machinery plastics products, excl foam (incl gears, bearings, bushings, cams).....	07	2602054	5.4	0.0	0.0	0.0	0.0	0.0
Foam components for furniture.....	07	2603	-14.2	-2.8	-3.7	-0.2	0.0	-1.6
Foam components for furniture.....	07	260305	-14.2	-2.8	-3.7	-0.2	0.0	-1.6
Other plastic products.....	07	29	-0.2	0.0	1.0	0.2	0.0	-1.2
Other plastics products.....	07	2901	-0.2	0.0	1.0	0.2	0.0	-1.2
Custom compounding of purchased resins and color concentrates.....	07	290196	-7.0	-0.6	1.6	0.1	0.0	-2.5
All other reinforced and fiberglass plastics products.....	07	290197	11.3	0.9	0.1	0.5	0.0	0.7
Products made of foam other than polystyrene or polyurethane.....	07	290198	2.6	0.3	0.0	0.0	0.0	0.0
Plastic packaging products.....	07	2A	-3.9	-0.2	0.0	0.1	-0.4	-0.3
Plastics packaging products.....	07	2A01	-3.9	-0.2	0.0	0.1	-0.4	-0.3
Plastics packaging products.....	07	2A0101	-3.9	-0.2	0.0	0.1	-0.4	-0.3
Other plastics packaging products, excluding film, sheet, foam and bottles.....	07	2A01012	-4.8	-0.1	0.6	0.3	-0.9	-0.5
Packaging polyurethane foam products.....	07	2A01013	0.8	0.1	1.3	0.0	0.0	0.0
Plastics bottles.....	07	2A01014	-2.9	0.1	-1.0	0.5	0.5	-0.2
Polystyrene foam food containers.....	07	2A01015	-11.7	-1.2	-0.2	-2.0	0.3	-0.3
Polystyrene foam protective shipping pads, shaped cushioning, etc....	07	2A01016	9.2	-0.8	0.0	0.0	-2.6	0.0
Consumer, institutional, and commercial products, n.e.c.....	07	2B	0.3	-0.3	0.1	-0.1	0.0	0.1
All other consumer, institutional, and commercial products.....	07	2B01	0.3	-0.3	0.1	-0.1	0.0	0.1
All other consumer, institutional, and commercial products.....	07	2B0101	0.3	-0.3	0.1	-0.1	0.0	0.1
Consumer and institutional polystyrene foam products.....	07	2B01011	-8.4	0.4	-0.4	-1.4	-0.5	0.6
Consumer and institutional polyurethane foam products.....	07	2B01013	-	0.0	3.0	-	-	-
Consumer/institutional/commercial fabricated plastics products.....	07	2B01015	1.5	-0.4	0.1	0.2	0.1	0.1
Recyclable plastics.....	07	2C	-	-2.3	2.9	1.5	-1.8	-
Recyclable plastics.....	07	2C01	-	-2.3	2.9	1.5	-1.8	-
Recyclable plastics.....	07	2C0101	-	-2.3	2.9	1.5	-1.8	-
Lumber and wood products.....	08	-	-8.9	-0.6	-0.5	-0.2	-0.5	0.3
Lumber.....	08	1	-17.3	-1.1	-1.0	0.1	-1.2	2.2
Softwood lumber.....	08	11	-17.3	-1.0	-1.1	-0.1	-1.3	4.4
Softwood cut stock and dimension.....	08	1105	-19.6	0.1	1.2	-8.5	-1.2	0.4
Softwood cut stock and dimension.....	08	110503	-19.6	0.1	1.2	-8.5	-1.2	0.4
Softwood lumber, not edge worked.....	08	1106	-18.2	-1.1	-1.4	0.5	-1.4	5.1
Softwood lumber, not edge worked.....	08	110601	-18.2	-1.1	-1.4	0.5	-1.4	5.1
Softwood dressed lumber, less than 2 inches in nominal thickness, not edge worked.....	08	1106012	-31.4	-6.1	-3.7	-2.4	-6.9	-5.1

See footnotes at end of table.

Table 7. Producer price index percentage changes for commodity and service groupings and individual items, not seasonally adjusted — Continued
 [July 2023]

Title	Commodity code		Unadjusted 12-month percent change ¹	Unadjusted 1-month percent change ¹				
	Group code	Item code		July 2022 to July 2023 ^P	Feb. to Mar.	Mar. to Apr. ^P	Apr. to May ^P	May to June ^P
Softwood dressed 2-inch lumber, 2 inches in nominal thickness only, not edge worked.....	08	1106013	-20.6	-0.4	-1.4	1.0	-0.2	11.1
Softwood dressed lumber and timbers, more than 2 inches in nominal thickness, not edge worked.....	08	1106014	-14.6	-0.9	0.6	2.6	-4.5	-1.9
Softwood lumber, made from purchased lumber.....	08	1107	-11.7	-1.6	-0.5	0.5	-0.1	0.4
Softwood lumber, made from purchased lumber.....	08	110701	-11.7	-1.6	-0.5	0.5	-0.1	0.4
Hardwood lumber.....	08	12	-17.5	-1.3	-0.8	0.3	-1.0	-1.1
Hardwood cut stock and dimension.....	08	1203	-13.9	0.0	0.0	0.0	4.1	0.0
Hardwood cut stock and dimension.....	08	120311	-13.9	0.0	0.0	0.0	4.1	0.0
Hardwood flooring.....	08	1204	-0.8	-0.9	1.2	-0.5	0.6	0.0
Oak and maple hardwood flooring.....	08	120401	-1.1	-0.9	1.3	-0.6	0.7	-0.1
Hardwood flooring, other than oak and maple.....	08	120402	0.3	0.2	0.0	0.0	0.0	0.0
Hardwood lumber, not edge worked.....	08	1205	-31.2	-2.2	-1.1	2.0	-3.2	-1.8
Hardwood lumber, not edge worked.....	08	120501	-31.2	-2.2	-1.1	2.0	-3.2	-1.8
Millwork.....	08	2	-4.5	-0.6	-0.9	-0.3	-0.3	-0.1
General millwork.....	08	21	1.6	-0.3	-0.4	0.0	-0.2	-0.2
General millwork.....	08	2101	1.6	-0.3	-0.4	0.0	-0.2	-0.2
Stock wood kitchen cabinets, related cabinetwork and countertops.....	08	210102	2.1	0.0	0.3	0.7	-0.4	0.0
Stock wood kitchen cabinets and related cabinetwork for permanent installation.....	08	2101021	0.8	0.0	0.4	0.9	-0.5	0.0
Custom wood kitchen cabinets, bathroom vanities, and related cabinetwork.....	08	210105	3.0	0.0	0.7	0.0	0.0	0.2
Custom wood kitchen cabinets and related cabinetwork not sold direct to customer at retail.....	08	2101051	4.5	0.0	0.5	0.0	0.0	0.3
Custom wood kitchen cabinets, bathroom vanities, and related cabinet work sold at retail.....	08	2101052	1.8	0.0	1.0	0.0	0.0	0.0
Wood window units.....	08	210112	12.1	0.2	0.0	0.0	0.0	0.0
Double hung wood window units.....	08	2101121	4.3	0.0	0.0	0.0	0.0	0.0
Casement wood window units.....	08	2101122	14.9	0.4	0.0	0.0	0.0	0.0
All other wood window units, including horizontal sliding, awning and single hung.....	08	2101123	24.8	0.0	0.0	0.0	0.0	0.0
Wood sash, excluding sash shipped in window units.....	08	210122	14.4	0.0	0.0	0.0	0.0	0.0
Wood window & door frames, incl. door frames in door units, excl. window frames in window units.....	08	210132	-23.3	-2.0	-3.6	-2.1	-0.6	-3.7
Wood panel, flush, & molded face doors, interior & exterior, incl. doors with glazed sections.....	08	210142	6.0	0.0	-2.5	-0.2	0.0	0.0
Other wood doors, incl. garage, patio, bifold, cabinet, screen, storm and louver.....	08	210152	8.4	-1.1	-0.8	-0.2	0.0	-0.1
Wood moldings.....	08	210162	-5.8	-0.8	-0.9	0.1	-0.3	-0.1
Mirror and picture frames and framed pictures.....	08	210175	3.9	0.0	0.0	0.0	0.0	1.1
Other wood millwork products, including stairwork, exterior millwork, and softwood flooring.....	08	210183	-9.6	0.1	0.7	0.2	0.0	0.0
Prefabricated structural members.....	08	22	-20.5	-1.4	-2.4	-1.0	-0.7	0.1
Prefabricated structural members.....	08	2201	-20.5	-1.4	-2.4	-1.0	-0.7	0.1
Laminated veneer lumber.....	08	220107	-	-1.5	0.0	-2.3	-	-
Other engineered structural wood members, excluding trusses & laminated veneer lumber.....	08	220108	-13.7	-1.3	-1.7	0.0	-0.2	-0.1
Wood trusses.....	08	220109	-23.5	-1.4	-2.9	-1.1	-0.8	0.3
Plywood.....	08	3	-15.1	-1.0	-0.5	-0.8	-0.7	-0.4
Softwood veneer and plywood.....	08	31	-22.9	-1.5	-0.2	-0.3	-1.5	-0.6
Softwood veneer and plywood.....	08	3103	-22.9	-1.5	-0.2	-0.3	-1.5	-0.6
Softwood veneer and plywood.....	08	310303	-22.9	-1.5	-0.2	-0.3	-1.5	-0.6
Softwood veneer, incl. veneer backed w/ paper, cloth, or other flexible material.....	08	3103031	-34.7	-3.1	-1.6	-0.2	-0.4	0.5
Softwood plywood products: rough, sanded, and specialties.....	08	3103035	-18.2	-0.6	0.5	-0.4	-2.1	-1.2
Hardwood veneer and plywood.....	08	35	0.1	-0.3	-0.9	-1.5	0.4	-0.3
Hardwood veneer and plywood.....	08	3501	0.1	-0.3	-0.9	-1.5	0.4	-0.3
Hardwood veneer, including veneer backed with paper, cloth, or other flexible material.....	08	350102	1.8	0.1	0.1	-3.5	0.8	0.2
Hardwood plywood.....	08	350104	-7.6	0.2	-1.6	0.3	-0.6	-1.0
Hardwood veneered panels, including two-ply veneers.....	08	350107	15.3	-2.3	-2.4	0.2	1.3	0.0
Other wood products.....	08	4	-8.2	-0.5	0.0	-0.5	-0.9	-0.5
Wood pallets and pallet containers, wood and metal combination.....	08	41	-12.7	-1.0	-0.3	-0.9	-1.6	-1.5
Wood pallets and pallet containers.....	08	4101	-12.7	-1.0	-0.3	-0.9	-1.6	-1.5
Wood pallets and pallet containers, wood and metal combination.....	08	410101	-12.7	-1.0	-0.3	-0.9	-1.6	-1.5
Wood boxes.....	08	42	-11.0	0.0	-0.4	-0.5	0.0	0.2

See footnotes at end of table.

Table 7. Producer price index percentage changes for commodity and service groupings and individual items, not seasonally adjusted — Continued
[July 2023]

Title	Commodity code		Unadjusted 12-month percent change ¹	Unadjusted 1-month percent change ¹				
	Group code	Item code		July 2022 to July 2023 ^P	Feb. to Mar.	Mar. to Apr. ^P	Apr. to May ^P	May to June ^P
Wood boxes.....	08	4201	-11.0	0.0	-0.4	-0.5	0.0	0.2
Nailed and lock-corner wood boxes.....	08	420101	-1.4	0.0	0.0	0.0	0.0	0.0
Wood box and crate shook.....	08	420102	-14.1	0.0	-3.0	-1.1	0.0	0.4
Other wood container parts and wood containers.....	08	420127	-12.2	0.0	2.1	0.0	0.0	0.0
Miscellaneous wood products.....	08	49	-0.7	0.2	0.6	0.0	-0.1	0.8
Wood ties, siding, shingles, and shakes, and contract sawing of logs owned by others.....	08	4903	9.2	1.2	-0.2	1.4	0.0	1.2
Wood ties, siding, shingles, and shakes, and contract sawing of logs owned by others.....	08	490301	9.2	1.2	-0.2	1.4	0.0	1.2
Sawn wood fence stock, wood lath, and contract resawing and planing. . .	08	4904	0.0	0.0	0.0	0.0	0.0	0.0
Sawn wood fence stock, wood lath, and contract resawing and planing.....	08	490401	0.0	0.0	0.0	0.0	0.0	0.0
All other miscellaneous wood products.....	08	4909	-1.5	0.1	0.7	-0.1	-0.1	0.8
All other miscellaneous wood products.....	08	490901	-1.5	0.1	0.7	-0.1	-0.1	0.8
Logs, bolts, timber, pulpwood and wood chips.....	08	5	-3.8	-1.1	-0.7	0.0	0.2	-0.5
Logs, bolts, timber, pulpwood and wood chips.....	08	51	-3.8	-1.1	-0.7	0.0	0.2	-0.5
Logs, bolts, timber, pulpwood and wood chips.....	08	5105	-3.8	-1.1	-0.7	0.0	0.2	-0.5
Logs, bolts, timber and pulpwood.....	08	510502	-4.9	-1.5	-0.7	0.0	0.1	-0.5
Wood chips, excluding field chips.....	08	510505	0.1	0.9	-0.8	-0.1	0.5	-0.4
Prefabricated wood buildings & components.....	08	6	-2.9	0.0	1.6	0.1	0.3	-0.3
Prefabricated wood buildings & components.....	08	61	-2.9	0.0	1.6	0.1	0.3	-0.3
Prefabricated wood buildings and components.....	08	6101	-2.9	0.0	1.6	0.1	0.3	-0.3
Prefabricated stationary wood buildings, components (not sold as complete units).....	08	610101	1.8	-0.6	0.4	-0.6	-0.2	1.3
Prefabricated stationary wood buildings, precut packages (complete units).....	08	610102	1.4	0.4	0.2	0.4	1.3	0.0
Prefabricated stationary wood buildings, shipped in panel form (complete units).....	08	610103	-	-0.1	1.5	0.3	0.0	-
Prefabricated stationary wood buildings, shipped in three-dimensional assemblies.....	08	610104	-3.2	0.1	2.9	0.1	0.0	-2.2
Prefabricated stationary wood buildings, three-dimensional assemblies, residential.....	08	6101041	-2.7	0.1	3.2	0.1	0.0	-2.4
Prefabricated stationary wood buildings, three-dimensional assemblies, nonresidential.....	08	6101042	-8.8	0.0	0.0	0.0	0.0	0.0
Treated wood and contract wood preserving.....	08	7	4.4	1.6	2.6	-0.3	0.2	1.2
Treated wood and contract wood preserving.....	08	71	4.4	1.6	2.6	-0.3	0.2	1.2
Treated wood.....	08	7101	4.6	1.7	2.8	-0.3	0.2	1.3
Wood poles, piles, and posts owned and treated by the same establishment.....	08	710101	12.4	3.0	4.0	0.6	0.8	1.1
Other wood products owned and treated by the same establishment. . .	08	710102	-0.8	0.2	1.3	-1.5	-0.6	1.4
Contract wood preservation.....	08	7102	0.1	0.1	-0.4	0.0	-0.6	0.2
Receipts for treating wood owned by others w/ arsenical chemicals, creosote, & other chemicals.....	08	710201	0.1	0.1	-0.4	0.0	-0.6	0.2
Pulp, paper, and allied products.....	09	-	-0.4	-0.2	-0.1	0.1	-0.2	-0.3
Pulp, paper, and prod., ex. bldg. paper.....	09	1	-2.1	-0.5	-0.2	-0.1	-0.4	-0.4
Wood pulp.....	09	11	-13.7	-0.4	-6.7	-6.8	-3.5	-4.4
Wood pulp.....	09	1105	-13.7	-0.4	-6.7	-6.8	-3.5	-4.4
Wood pulp.....	09	110501	-13.7	-0.4	-6.7	-6.8	-3.5	-4.4
Special alpha and dissolving wood pulp, incl. sulfite and sulfate and other wood pulp.....	09	1105012	-16.0	0.0	-7.4	-7.7	-4.1	-4.4
All other miscellaneous pulp, other than wood, and pulp mill byproducts incl. turpentine.....	09	1105017	4.2	-3.5	-1.3	0.0	0.8	-4.6
Recyclable paper.....	09	12	-56.5	-0.4	6.2	4.2	-1.0	2.7
News and other low grade recyclable paper.....	09	1201	-	2.3	-4.3	0.7	-	-
News and other low grade recyclable paper.....	09	120125	-	2.3	-4.3	0.7	-	-
Corrugated recyclable paper.....	09	1203	-54.3	1.5	14.1	4.3	1.0	6.8
Corrugated recyclable paper.....	09	120325	-54.3	1.5	14.1	4.3	1.0	6.8
High grade recyclable paper (including pulp substitutes and deinking).....	09	1207	-62.3	-4.9	-7.0	5.4	-10.5	-7.9
High grade recyclable (including pulp substitutes and deinking).....	09	120725	-62.3	-4.9	-7.0	5.4	-10.5	-7.9
Paper.....	09	13	2.2	-0.4	0.7	-0.6	-0.3	-0.2
Writing and printing papers.....	09	1301	5.1	-1.4	0.9	0.1	-0.6	-0.3
Bleached bristol, clay-coated, uncoated, and industrial converted paper.....	09	130119	5.3	-1.7	1.2	0.0	-0.7	-0.3
Printing paper, coated at establishments other than where paper was produced.....	09	130120	-	-1.5	0.0	0.0	-	-

See footnotes at end of table.

Table 7. Producer price index percentage changes for commodity and service groupings and individual items, not seasonally adjusted — Continued
 [July 2023]

Title	Commodity code		Unadjusted 12-month percent change ¹	Unadjusted 1-month percent change ¹				
	Group code	Item code		July 2022 to July 2023 ^P	Feb. to Mar.	Mar. to Apr. ^P	Apr. to May ^P	May to June ^P
Newsprint	09	1302	-2.0	-2.4	-0.2	-1.9	-1.6	0.0
Newsprint	09	130291	-2.0	-2.4	-0.2	-1.9	-1.6	0.0
Packaging and industrial converting paper	09	1303	-2.2	0.5	0.9	-1.2	0.1	-0.3
Coated and laminated single and multi-web paper	09	130321	7.8	0.1	0.5	-2.2	0.0	0.0
Single-web paper, rolls and sheets, including waxed, for flexible packaging uses	09	1303211	15.8	0.0	-0.3	0.0	0.0	0.0
Multiweb laminated rolls and sheets, except foil, for flexible packaging uses	09	1303213	-0.6	0.1	1.3	-4.4	-0.1	0.0
Coated and laminated single and multi-web film	09	130322	-2.9	0.7	1.2	-0.9	0.4	-0.4
Single-web film, rolls, and sheets, including coextruded, for flexible packaging uses	09	130322A	-2.4	2.1	0.8	-0.5	-0.3	-0.4
Single-web film, rolls, and sheets for flexible packaging uses	09	130322A1	-0.5	2.3	0.8	-0.5	0.0	-0.2
Coextruded single-web film, for flexible packaging uses	09	130322A2	-10.4	1.0	0.6	-0.6	-1.4	-1.0
All other coated and processed papers	09	1305	5.5	1.7	-1.0	-1.2	0.1	1.3
Converted foil for nonpackaging applications	09	130505	11.0	0.0	0.0	0.0	0.0	0.0
Other coated and processed papers, except for packaging uses	09	130506	5.3	2.2	-1.3	-1.5	0.2	1.6
Paperboard	09	14	-4.5	-0.9	-0.9	-0.1	-0.3	-1.0
Corrugated paperboard in sheets and rolls, lined and unlined	09	1405	-9.2	-4.1	-1.9	-0.8	1.5	-1.4
Corrugated paperboard in sheets and rolls, lined and unlined	09	140551	-9.2	-4.1	-1.9	-0.8	1.5	-1.4
Paperboard, excluding corrugated paperboard in sheets and rolls	09	1411	-3.4	-0.1	-0.6	0.0	-0.7	-0.9
Recycled paperboard	09	141105	-10.5	-0.6	-1.9	0.1	-2.1	-1.9
Unbleached kraft packaging and industrial converting paperboard	09	141107	-2.0	0.0	-0.4	0.0	-0.1	-0.9
Bleached packaging and industrial converting paperboard	09	141112	2.9	0.0	0.0	0.0	0.0	0.0
Converted paper and paperboard products	09	15	2.9	-0.4	0.0	0.2	-0.4	-0.1
Sanitary paper products, including stock	09	1501	7.2	0.1	0.0	0.4	0.4	0.0
Sanitary paper products, including stock	09	150123	7.2	0.0	0.0	0.4	0.4	0.0
Sanitary tissue paper products, made in paper mills	09	1501233	7.3	0.3	0.1	0.6	-0.3	-0.2
Disposable diapers and similar disposable products, purchased sanitary paper stock and wadding	09	1501234	2.7	0.0	0.0	0.0	0.0	0.0
Sanitary tissue paper products, made from purchased sanitary paper stock or wadding	09	1501235	12.5	-0.4	-0.2	0.1	2.2	0.6
Paper, plastic, and foil bags	09	1502	0.8	0.1	1.0	-0.1	0.0	0.0
Uncoated single-web paper grocers' bags and sacks and variety and shopping bags	09	150214	16.2	0.0	12.7	1.7	0.0	0.2
Specialty bags, pouches and liners	09	150216	-0.5	0.2	0.2	-0.3	0.0	0.0
Plastics, foil, and coated paper bags	09	1502161	3.7	0.0	-0.1	0.0	0.1	-0.1
Specialty bags, pouches, and liners, multiweb laminations and foil, except film-film	09	15021612	4.1	0.0	-0.3	0.0	0.2	-0.2
Single-web film specialty bags, pouches, and liners	09	1502162	-1.1	0.2	0.2	-0.3	0.0	0.1
Polyethylene grocery and variety bags and pouches	09	15021621	-4.1	-0.6	0.1	-2.4	0.0	-0.1
Polyethylene refuse bags	09	15021622	-6.7	0.3	0.6	0.7	0.0	-0.2
Other polyethylene bags, pouches, and liners	09	15021625	5.7	0.8	0.3	0.1	-0.1	0.4
Coextruded single-web film specialty bags, pouches, & liners	09	15021626	-1.6	0.0	0.0	0.0	0.0	0.0
Multiweb film/film combination specialty bags, pouches and liners	09	1502163	-1.0	-0.7	-0.4	-0.3	0.0	-0.4
Paper boxes and containers	09	1503	1.2	-0.8	-0.5	0.6	-1.1	-0.3
Corrugated shipping containers	09	150301	-4.7	-1.3	-1.3	-0.1	-1.8	-0.4
Corrugated shipping containers for food and beverages and carryout boxes for retail food	09	1503011	-3.9	-0.4	-1.5	0.0	-0.2	-0.4
Corrugated shipping containers for paper and allied products	09	1503012	-14.4	-3.7	-0.7	-0.5	-8.9	-0.9
Corrugated shipping containers for metal and electrical machinery	09	1503013	3.9	-0.1	-0.7	0.0	-0.2	-0.4
Corrugated shipping containers for all other end uses	09	1503014	-4.2	-1.5	-1.4	0.0	-0.8	-0.3
Setup (rigid) paperboard boxes	09	150322	18.1	0.5	-0.1	0.2	0.2	0.0
Folding paperboard boxes, packaging, and packaging components	09	150336	12.8	0.3	1.1	1.9	0.0	-0.1
Folding paperboard boxes, packaging, and packaging components	09	15033601	12.8	0.3	1.1	1.9	0.0	-0.1
Paperboard fiber drums with ends of any material	09	150337	-1.7	0.0	-0.4	0.3	0.1	0.0
Other corrugated and solid fiber products, including containers, pallets, pads, etc.	09	1504	-2.5	-0.4	-0.4	-0.4	-0.1	-0.4
Other corrugated and solid fiber products, including containers, pallets, pads, etc.	09	150441	-2.5	-0.4	-0.4	-0.4	-0.1	-0.4
Office supplies and accessories	09	1506	4.8	-1.6	1.3	-0.9	-0.1	0.3
Envelopes	09	150636	0.2	-0.6	0.3	0.0	-0.9	0.2
Die-cut paper and paperboard office supplies	09	150646	8.7	0.0	0.0	0.0	0.0	0.0
Paper supplies for business machines and other misc. unprinted office supplies	09	150655	6.5	-5.5	5.8	-4.0	0.5	1.1
Tablets, pads, and related products	09	150657	9.6	0.1	0.0	0.0	0.9	0.0
Fiber cans, tubes, and similar fiber products	09	1507	4.7	-1.6	1.0	0.1	-0.1	0.3
Fiber cans, all fiber and composite	09	150731	6.6	-4.1	3.3	0.6	0.1	1.0
Fiber cores and tubes	09	150732	3.9	-0.3	0.0	-0.1	-0.2	0.0

See footnotes at end of table.

Table 7. Producer price index percentage changes for commodity and service groupings and individual items, not seasonally adjusted — Continued
 [July 2023]

Title	Commodity code		Unadjusted 12-month percent change ¹	Unadjusted 1-month percent change ¹				
	Group code	Item code		July 2022 to July 2023 ^P	Feb. to Mar.	Mar. to Apr. ^P	Apr. to May ^P	May to June ^P
Paperboard cones, reels, spools, bobbins, blocks, and all vulcanized fiber products.....	09	150733	0.1	0.0	0.0	0.0	0.0	0.0
Molded pulp goods, including egg cartons, florists pots, food trays, etc. ...	09	1508	4.8	1.0	0.7	-0.6	0.2	-0.8
Molded pulp goods, including egg cartons, florists pots, food trays, etc.....	09	150814	4.8	1.0	0.7	-0.6	0.2	-0.8
Miscellaneous converted paper and paperboard products.....	09	1509	2.3	-0.2	0.0	-0.4	0.0	0.1
Pasted, lined, laminated, or surface-coated paperboard.....	09	150901	0.0	0.0	0.0	0.0	0.0	0.0
Wallcoverings.....	09	150902	1.3	1.3	0.0	0.0	0.0	0.0
Other sanitary paper products & misc. converted paper & paperboard products.....	09	150999	2.8	-0.3	0.0	-0.5	0.0	0.1
Miscellaneous converted paper and paperboard products.....	09	1509992	4.1	-0.5	-0.1	-0.7	0.0	0.1
Pressure-sensitive products.....	09	16	2.5	-0.2	-1.1	0.4	0.3	-0.7
Pressure-sensitive products.....	09	1601	2.5	-0.2	-1.1	0.4	0.3	-0.7
Pressure-sensitive products.....	09	160101	2.5	-0.2	-1.1	0.4	0.3	-0.7
Building paper & building board mill prods.....	09	2	-8.6	0.8	2.1	6.1	2.4	0.0
Hardboard, particleboard & fiberboard prods.....	09	22	-8.6	0.8	2.1	6.1	2.4	0.0
Particleboard and fiberboard.....	09	2201	-10.0	0.7	2.2	6.4	2.5	0.0
Particleboard made from particleboard produced at the same location...	09	220125	-8.8	-2.3	-0.8	-1.2	0.7	0.0
Prefinished particleboard and medium density fiberboard (MDF) made from purchased materials.....	09	220141	-6.7	-1.3	-5.2	-3.7	0.0	0.0
Hardboard products.....	09	2202	2.0	0.9	0.0	-0.8	0.0	0.0
Hardboard products.....	09	220206	2.0	0.9	0.0	-0.8	0.0	0.0
Publications, printed matter and printing material.....	09	4	5.5	0.4	-0.2	0.3	0.0	0.1
Books printing.....	09	44	10.7	0.9	0.8	-0.3	0.0	0.7
Books printing.....	09	4401	10.7	0.9	0.8	-0.3	0.0	0.7
Books printing.....	09	440114	10.7	0.9	0.8	-0.3	0.0	0.7
Textbook printing and binding.....	09	4401141	0.9	-0.1	0.0	-0.9	0.0	0.0
Technical, scientific, & professional book printing & binding.....	09	4401143	1.2	0.0	0.2	-0.4	0.0	-1.7
Religious book printing and binding.....	09	4401145	7.6	0.2	0.6	-0.4	0.0	0.4
General book (trade, etc.) printing and binding.....	09	4401147	24.8	2.3	1.8	0.0	-0.1	2.1
Other book and pamphlet printing and binding.....	09	440114E	3.7	0.3	0.0	0.0	0.0	0.0
Manifold business forms printing.....	09	45	0.1	0.0	0.0	0.0	0.0	0.0
Manifold business forms printing.....	09	4501	0.1	0.0	0.0	0.0	0.0	0.0
Manifold business forms printing, excluding checkbooks.....	09	450105	0.1	0.0	0.0	0.0	0.0	0.0
Commercial printing.....	09	47	5.6	0.3	-0.3	0.3	0.0	0.0
Magazine and periodical printing.....	09	4701	4.1	0.1	-0.9	0.0	0.0	-0.5
Magazine and periodical printing (lithographic).....	09	470102	4.1	0.1	-0.9	0.0	0.0	-0.5
Label and wrapper printing for packaging.....	09	4702	4.0	1.8	-0.5	-0.1	0.0	0.0
Label and wrapper printing (lithographic).....	09	470202	-1.9	0.1	-2.0	0.0	0.0	0.0
Label and wrapper printing (flexographic).....	09	470205	6.2	2.7	0.0	0.1	0.0	0.0
Catalog and directory printing.....	09	4703	6.7	0.0	-0.9	0.0	0.0	-0.2
Catalog and directory printing (lithographic).....	09	470302	6.7	0.0	-0.9	0.0	0.0	-0.2
Advertising printing.....	09	4705	3.0	0.0	-0.3	0.0	0.0	0.2
Advertising printing (lithographic).....	09	470506	3.2	0.0	-0.2	0.0	0.0	0.2
Other general job printing.....	09	4706	9.1	0.0	0.0	2.3	0.0	-0.1
Quick printing.....	09	470604	3.9	0.0	0.0	0.0	0.0	0.0
Other commercial and general job printing.....	09	470609	10.5	0.0	0.1	2.7	0.0	-0.2
Other commercial and general job printing (lithographic).....	09	4706091	11.0	0.0	0.1	2.9	0.0	-0.2
All other commercial and general job printing.....	09	4706094	0.0	0.0	0.0	0.0	0.0	0.0
Other commercial printing, incl. screen, engraving, digital, & general job exc. labels/wrappers.....	09	4711	7.4	0.1	-0.2	0.0	0.0	0.1
Commercial screen printing, excluding on garments, apparel accessories, & other fabric articles.....	09	471101	9.7	0.2	0.0	0.0	0.0	0.0
Screen printing (excluding on textiles, apparel, apparel accessories, and labels).....	09	4711012	9.7	0.2	0.0	0.0	0.0	0.0
Other commercial and general job screen printing.....	09	47110123	2.5	0.5	0.0	0.0	0.0	0.0
Digital printing.....	09	471103	7.5	0.1	-0.2	0.0	0.0	0.2
Blankbooks, binders, and bookbinding work.....	09	48	3.4	0.0	-0.1	-0.1	0.3	-0.2
Tradebinding and related work.....	09	4802	3.3	0.0	-0.2	-0.2	0.5	-0.4
Miscellaneous binding and postpress work, incl collating, perforating, folding, gluing, etc.....	09	480203	-0.4	-0.1	-0.2	-0.3	-0.1	-0.9
Softcover, pamphlet, sample book, and other binding of books and materials printed elsewhere.....	09	480204	10.0	0.0	-0.3	-0.4	1.6	0.2
Services for the printing trade.....	09	49	0.0	0.0	0.0	0.0	0.0	0.0
Prepress services, including platemaking.....	09	4905	0.0	0.0	0.0	0.0	0.0	0.0

See footnotes at end of table.

Table 7. Producer price index percentage changes for commodity and service groupings and individual items, not seasonally adjusted — Continued
[July 2023]

Title	Commodity code		Unadjusted 12-month percent change ¹	Unadjusted 1-month percent change ¹				
	Group code	Item code		July 2022 to July 2023 ^P	Feb. to Mar.	Mar. to Apr. ^P	Apr. to May ^P	May to June ^P
Prepress services, excl platemaking (incl film, assembled flats, color sep., typesetting, etc.).....	09	490501	-	0.0	0.0	0.0	0.0	-
Printing plates and cylinders, prepared for printing (excl blank plates and blank cylinders).....	09	490502	-	0.0	0.0	0.0	0.0	-
Metals and metal products.....	10	-	-6.4	0.9	0.8	0.5	-1.1	-2.3
Iron and steel.....	10	1	-17.1	2.4	2.0	2.2	-2.4	-6.1
Iron ores.....	10	11	-4.3	-0.5	1.0	-6.4	0.3	-0.7
Iron ores.....	10	1105	-4.3	-0.5	1.0	-6.4	0.3	-0.7
Iron ores.....	10	110555	-4.3	-0.5	1.0	-6.4	0.3	-0.7
Iron and steel scrap.....	10	12	-12.5	9.6	-2.3	-6.0	-11.6	-3.7
Carbon steel scrap.....	10	1211	-12.8	11.2	-2.1	-6.3	-11.7	-4.3
Heavy melting scrap.....	10	121191	-7.5	5.8	-1.7	-9.6	-9.3	0.1
Carbon steel scrap bundles.....	10	121192	-7.1	19.6	1.7	-3.6	-11.0	-5.0
Shredded carbon steel scrap.....	10	121193	-	10.2	-1.8	-2.6	-13.6	-
Cut plate and structural scrap.....	10	121194	-1.7	9.0	-3.2	-9.0	-7.2	0.0
Other carbon steel scrap.....	10	121195	-	32.8	-9.0	-22.8	-	-
Stainless and other alloy steel scrap.....	10	1212	-2.4	-8.6	-0.9	-0.5	-11.7	5.6
Stainless and other alloy steel scrap.....	10	121208	-2.4	-8.6	-0.9	-0.5	-11.7	5.6
Cast iron scrap.....	10	1213	-20.9	3.1	-8.0	-7.3	-10.9	-2.8
Cast iron scrap.....	10	121308	-20.9	3.1	-8.0	-7.3	-10.9	-2.8
Other ferrous scrap.....	10	1215	-	16.6	-9.1	-4.2	-7.9	-
Other ferrous scrap.....	10	121501	-	16.6	-9.1	-4.2	-7.9	-
Foundry and forge shop products.....	10	15	-0.2	0.2	0.9	-0.3	-0.3	-1.1
Pressure and soil pipe & fittings, cast iron.....	10	1502	4.1	0.3	0.4	-0.1	0.0	0.6
Pressure pipe & fittings, cast iron.....	10	15021	5.7	0.4	0.6	-0.1	0.0	1.1
Pressure pipe & fittings, ductile iron.....	10	150211	3.7	0.3	0.6	0.0	0.0	1.3
Other gray and ductile iron castings.....	10	1504	2.0	0.2	0.8	-0.1	-0.1	0.0
Ductile iron castings (excluding pressure pipe & fittings).....	10	150413	2.1	0.0	0.6	0.1	0.0	-0.5
Ductile iron castings for automotive uses.....	10	1504131	0.7	-0.2	0.1	0.1	0.1	-0.6
Ductile iron castings for all other uses.....	10	1504132	3.3	0.2	0.8	0.2	0.0	-0.5
Gray iron castings (excluding soil & pressure pipe & fittings).....	10	150419	2.4	0.4	1.1	-0.4	-0.3	0.8
Steel investment castings.....	10	1506	-2.7	1.2	0.0	0.0	0.0	-2.8
Steel investment castings.....	10	150624	-2.7	1.2	0.0	0.0	0.0	-2.8
Carbon steel castings, except investment.....	10	1507	3.3	0.0	1.3	0.0	0.2	-0.1
Carbon steel castings, except investment.....	10	150701	3.3	0.0	1.3	0.0	0.2	-0.1
High alloy steel castings, excluding investment.....	10	1508	3.5	0.0	0.0	-0.1	0.0	0.0
High alloy steel castings, excluding investment.....	10	150801	3.5	0.0	0.0	-0.1	0.0	0.0
Other alloy steel castings, except investment.....	10	1509	1.5	0.1	0.9	0.2	0.8	0.0
Other alloy steel castings, except investment.....	10	150901	1.5	0.1	0.9	0.2	0.8	0.0
Other forge shop products.....	10	1513	-3.1	-0.1	1.9	-1.0	-0.9	-2.2
Closed die forgings, ferrous.....	10	151359	-3.7	0.3	2.6	-0.8	-1.0	-2.9
Hot impression die impact, press and upset steel forgings.....	10	15135912	-4.7	0.4	2.9	-0.8	-0.9	-2.9
Hot impression die impact, press, and upset carbon steel forgings.....	10	151359121	-	0.0	-	-	-	-
Hot impression die impact, press, & upset alloy steel forgings, except stainless and high temp.....	10	151359122	-3.3	0.8	1.6	-2.0	-1.9	-1.4
Steel mill products.....	10	17	-20.9	0.9	3.6	5.4	-0.4	-7.6
Semifinished steel mill products.....	10	1702	-9.7	0.9	2.3	1.0	-0.3	-1.4
Hot rolled steel bars, plates, and structural shapes.....	10	1704	-12.5	-0.6	1.4	2.4	-0.6	-2.1
Hot rolled steel bars, plates, & structural shapes, alloy.....	10	170406	-4.2	2.1	4.9	0.0	-1.0	-1.3
Hot rolled steel bars, plates, and structural shapes, carbon.....	10	170410	-13.5	-0.9	1.3	2.6	-0.6	-2.2
Steel wire.....	10	1705	-7.0	0.1	1.4	-1.3	-1.0	-2.5
Steel wire, carbon.....	10	170501	-13.2	-0.5	0.6	0.5	-0.6	-2.3
Steel wire, stainless steel.....	10	170502	2.9	0.0	0.0	-8.8	-1.4	0.0
Steel pipe and tube.....	10	1706	-22.0	-0.1	-0.5	0.6	-4.9	-2.8
Steel pipe and tube, carbon.....	10	170652	-22.7	0.3	-0.2	2.2	-5.8	-3.1
Steel pipe and tube, stainless steel.....	10	170674	-9.0	-0.9	0.3	-2.3	-1.0	-1.0
Cold rolled steel sheet and strip.....	10	1707	-24.1	3.1	11.1	5.1	3.2	-3.2
Cold rolled steel sheet and strip.....	10	170710	-24.1	3.1	11.1	5.1	3.2	-3.2
Cold finished steel bars and bar shapes.....	10	1708	-6.9	0.3	-4.7	1.9	-1.6	-0.4
Cold finished steel bars and bar shapes.....	10	170810	-6.9	0.3	-4.7	1.9	-1.6	-0.4
Electrometallurgical ferroalloy products.....	10	1712	-32.3	0.0	1.1	-0.6	-4.4	-1.5
Electrometallurgical ferroalloy products.....	10	171201	-32.3	0.0	1.1	-0.6	-4.4	-1.5
Nonferrous metals.....	10	2	-1.8	-0.1	-0.1	-0.4	-1.8	-1.6

See footnotes at end of table.

Table 7. Producer price index percentage changes for commodity and service groupings and individual items, not seasonally adjusted — Continued
[July 2023]

Title	Commodity code		Unadjusted 12-month percent change ¹	Unadjusted 1-month percent change ¹				
	Group code	Item code		July 2022 to July 2023 ^P	Feb. to Mar.	Mar. to Apr. ^P	Apr. to May ^P	May to June ^P
Nonferrous metal ores.....	10	21	1.5	4.0	0.6	-1.4	-2.3	-4.5
Other metal ores.....	10	2112	-20.2	11.8	2.8	-2.9	-11.5	-10.3
Other metal ores.....	10	211201	-20.2	11.8	2.8	-2.9	-11.5	-10.3
Primary nonferrous metals.....	10	22	6.4	-5.2	0.9	3.0	-0.2	2.1
Primary nonferrous metals.....	10	2201	6.4	-5.2	0.9	3.0	-0.2	2.1
Copper cathode and refined copper.....	10	220131	—	0.0	—	—	—	—
Other nonferrous metals, unalloyed.....	10	220181	—	-8.3	1.9	5.0	—	—
Nonferrous scrap.....	10	23	-8.2	-2.1	-0.1	0.2	-3.5	-3.3
Copper base scrap.....	10	2301	13.9	0.2	-0.3	-3.5	0.6	0.3
No. 1 copper scrap, including wire.....	10	230101	15.0	0.2	-1.3	-3.2	0.8	0.0
No. 2 copper scrap, including wire.....	10	230102	20.0	0.4	0.5	-4.2	-0.1	1.9
Yellow brass scrap.....	10	230103	22.4	0.3	2.0	-3.5	0.7	0.0
Aluminum base scrap.....	10	2302	-4.1	-3.1	-0.5	-2.0	-1.4	-4.7
Used beverage can scrap.....	10	230205	-10.9	-0.1	-4.1	-4.9	-4.1	-4.2
Other old aluminum base scrap.....	10	230206	—	—	—	—	—	—
Other nonferrous scrap (including lead, zinc and precious metals).....	10	2303	-26.7	-3.6	0.3	6.1	-9.2	-5.6
Other nonferrous scrap (including lead, zinc and precious metals).....	10	230309	-26.7	-3.6	0.3	6.1	-9.2	-5.6
Secondary nonferrous metals.....	10	24	-1.3	0.3	-0.4	-0.6	-2.7	-1.2
Secondary aluminum.....	10	2402	-12.7	-0.2	-2.2	-0.7	-1.4	-2.1
Secondary aluminum.....	10	240229	-12.7	-0.2	-2.2	-0.7	-1.4	-2.1
Secondary copper, alloyed and unalloyed.....	10	2403	-1.4	-0.1	2.0	0.3	-1.3	2.6
Secondary copper, alloyed and unalloyed.....	10	240339	-1.4	-0.1	2.0	0.3	-1.3	2.6
Secondary precious metals.....	10	2406	18.2	3.1	5.0	0.8	-3.0	-1.4
Secondary precious metals.....	10	240669	18.2	3.1	5.0	0.8	-3.0	-1.4
All other miscellaneous secondary nonferrous metals, including lead and zinc.....	10	2408	-5.7	-1.1	-2.8	-2.6	-6.9	-0.6
All other miscellaneous secondary nonferrous metals, including lead and zinc.....	10	240801	—	-1.1	-2.8	-2.6	-6.9	-0.6
Nonferrous mill shapes.....	10	25	-3.6	0.1	-1.1	-0.3	-1.1	-1.1
Aluminum mill shapes.....	10	2501	-7.8	0.0	-1.8	0.4	-1.0	-1.4
Aluminum sheet and strip.....	10	250105	-13.1	0.1	-2.3	1.1	-1.5	-2.4
Extruded aluminum shapes, including rod, bar, and wire.....	10	250162	-3.5	-0.4	-2.0	0.1	-0.8	-1.2
Copper and brass mill shapes.....	10	2502	3.3	0.0	-0.9	-2.2	-1.9	-0.1
Copper and copper alloy sheet, strip and plate.....	10	250237	13.7	-1.4	-0.3	-1.3	0.0	0.0
Copper and copper alloy rod, bar and shapes.....	10	250238	4.3	0.0	-0.9	-2.5	-1.9	0.2
Copper and copper alloy pipe and tube.....	10	250239	-5.0	1.3	-1.3	-2.3	-3.7	-0.7
Nickel and nickel-base alloy mill shapes.....	10	2504	-9.9	0.3	3.7	-1.4	-0.5	-5.0
Nickel and nickel-base alloy mill shapes.....	10	250466	-9.9	0.3	3.7	-1.4	-0.5	-5.0
Titanium and titanium-base alloy mill shapes.....	10	2505	6.1	1.4	0.3	-0.4	0.0	0.0
Titanium and titanium-base alloy mill shapes.....	10	250505	6.1	1.4	0.3	-0.4	0.0	0.0
Other nonferrous mill shapes.....	10	2519	3.0	-0.9	0.0	2.5	0.1	-0.5
All other nonferrous metal mill shapes, except precious metal.....	10	251935	-0.3	-1.2	-1.1	3.6	0.1	-0.7
Nonferrous wire and cable.....	10	26	-0.4	-0.8	0.0	-1.8	-1.7	0.2
Nonferrous wire and cable.....	10	2603	-0.4	-0.8	0.0	-1.8	-1.7	0.2
Electronic wire and cable.....	10	260301	4.5	-0.2	0.1	-0.2	-2.9	-0.1
Copper wire and cable.....	10	260314	-2.8	-1.2	-0.7	-3.2	-2.7	-0.3
Power wire and cable.....	10	260332	20.6	-0.2	0.6	-0.2	0.8	3.1
Fiber optic cable.....	10	260333	12.8	0.0	0.9	0.3	0.0	0.0
Other wire and cable.....	10	260398	0.5	0.9	0.0	1.1	-0.8	-0.7
Nonferrous forge shop products.....	10	27	3.3	0.0	0.3	1.2	0.0	0.6
Nonferrous forge shop products.....	10	2701	3.3	0.0	0.3	1.2	0.0	0.6
Nonferrous forge shop products.....	10	270111	3.3	0.0	0.3	1.2	0.0	0.6
Hot impression die, impact, press and upset aluminum and other nonferrous forgings.....	10	27011111	3.7	0.0	0.3	1.4	0.0	0.7
Hot impression die, impact, press and upset aluminum and aluminum alloy forgings.....	10	27011111	-5.4	0.0	0.6	0.0	0.0	0.0
Hot impression die, impact, press and upset titanium and titanium alloy forgings.....	10	27011112	14.1	0.0	0.0	3.3	0.0	1.5
Other nonferrous hot impression die impact, press, and upset forgings.....	10	27011113	13.2	0.0	0.0	0.0	0.0	1.1
Nonferrous foundry shop products.....	10	28	3.9	-0.1	1.5	0.0	-0.4	-0.2
Aluminum castings.....	10	2802	3.1	-0.4	0.2	0.0	-0.1	-0.1
Aluminum die-castings.....	10	280207	0.5	-1.0	0.5	-0.3	-0.1	-0.2
Aluminum castings, excluding die-castings.....	10	280208	8.3	0.7	-0.2	0.6	0.1	0.0
Castings, nonferrous (except aluminum).....	10	2807	5.7	0.6	4.2	-0.2	-1.1	-0.3

See footnotes at end of table.

Table 7. Producer price index percentage changes for commodity and service groupings and individual items, not seasonally adjusted — Continued
[July 2023]

Title	Commodity code		Unadjusted 12-month percent change ¹	Unadjusted 1-month percent change ¹				
	Group code	Item code		July 2022 to July 2023 ^P	Feb. to Mar.	Mar. to Apr. ^P	Apr. to May ^P	May to June ^P
Castings, nonferrous (except aluminum).....	10	280701	5.7	0.6	4.2	-0.2	-1.1	-0.3
Nonferrous die-castings (except aluminum).....	10	2807011	-4.3	0.0	-0.4	-0.5	-1.1	-0.2
Copper base castings (excluding die-castings).....	10	2807013	2.5	1.7	-0.3	0.0	-2.1	-0.7
Metal containers.....	10	3	-3.2	-0.3	0.2	0.3	-0.2	-1.3
Metal cans and can components.....	10	31	-2.8	-0.4	0.2	0.0	-0.2	-1.6
Steel cans and tinware end products.....	10	3102	2.2	-0.9	0.0	0.0	0.0	0.0
Steel cans and tinware end products.....	10	310231	2.2	-0.9	0.0	0.0	0.0	0.0
Aluminum cans and can components.....	10	3103	-5.8	0.0	0.4	0.0	-0.3	-2.7
Aluminum cans and can components.....	10	310331	-5.8	0.0	0.4	0.0	-0.3	-2.7
Barrels, drums, pails and other metal containers.....	10	32	-4.4	-0.2	0.1	1.5	-0.2	0.4
Barrels, drums, pails and other metal containers.....	10	3201	-4.4	-0.2	0.1	1.5	-0.2	0.4
Steel shipping barrels and drums (excl. beer barrels) (more than 12-gallon capacity).....	10	320106	-9.8	0.0	0.3	5.1	-0.6	1.6
All other metal containers.....	10	320107	-2.2	-0.3	0.0	0.0	0.0	0.0
Hardware.....	10	4	2.9	0.2	0.0	0.0	0.2	0.1
Hardware, n.e.c.....	10	41	1.8	0.2	-0.4	0.0	0.0	0.1
Builders' hardware.....	10	4101	1.3	0.0	0.1	0.0	0.0	0.0
Builders' hardware (lock units, key blanks, door & window hardware, cabinet hardware, etc.).....	10	410104	1.3	0.0	0.1	0.0	0.0	0.0
Transportation equipment hardware.....	10	4103	5.3	0.7	-0.8	0.0	0.0	0.2
Motor vehicle hardware.....	10	410311	5.0	0.0	0.1	0.0	0.0	0.0
Other transportation equipment hardware, incl. marine & aircraft (excl. motor vehicle hardware).....	10	410341	8.3	-	-	0.0	0.0	1.0
Furniture hardware.....	10	4104	-3.5	-0.5	-0.2	-0.4	-0.5	0.0
Furniture hardware.....	10	410411	-3.5	-0.5	-0.2	-0.4	-0.5	0.0
Other miscellaneous hardware.....	10	4105	-1.6	0.0	-2.1	0.0	-0.2	0.1
Other miscellaneous hardware.....	10	410502	-1.6	0.0	-2.1	0.0	-0.2	0.1
Hand and edge tools.....	10	42	5.3	0.1	1.0	0.1	0.7	0.1
Hand and edge tools.....	10	4201	5.3	0.1	1.0	0.1	0.7	0.1
Mechanics hand service tools.....	10	420135	3.4	0.3	0.3	0.5	-0.1	0.4
Edge tools, hand operated.....	10	420145	9.0	0.0	4.9	0.0	0.0	0.0
All other misc handtools, including cutting dies, machine & power-driven (except metal cutting).....	10	420155	3.4	0.0	0.5	0.0	0.0	0.0
Plumbing fixtures and fittings.....	10	5	2.0	0.3	-0.5	0.5	-0.1	0.2
Plumbing fixture fittings and trim.....	10	54	2.2	0.0	0.0	0.1	0.0	0.0
Plumbing fixtures, fittings, and trim.....	10	5402	2.2	0.0	0.0	0.1	0.0	0.0
Lavatory and sink fittings.....	10	540218	6.2	0.0	0.0	0.5	0.0	0.0
Miscellaneous plumbing fixtures, fittings, and trim.....	10	540223	-1.5	0.0	0.0	0.0	0.0	0.0
Enameled iron & metal sanitary ware.....	10	56	1.5	2.5	-3.7	3.5	-0.8	1.3
Enameled iron and metal sanitary ware.....	10	5601	1.5	2.5	-3.7	3.5	-0.8	1.3
Enameled iron and metal sanitary ware.....	10	560102	1.5	2.5	-3.7	3.5	-0.8	1.3
Heating equipment.....	10	6	5.9	1.2	0.4	-0.4	0.3	0.2
Steam and hot water equipment.....	10	61	11.8	4.0	1.1	0.0	0.0	0.0
Steam and hot water equipment.....	10	6101	11.8	4.0	1.1	0.0	0.0	0.0
Cast iron heating boilers, radiators and convectors.....	10	610106	9.9	3.8	0.0	0.0	0.0	0.0
Furnaces and heaters, including parts.....	10	62	4.3	1.6	0.5	-0.9	0.7	0.6
Furnaces and heaters, including parts.....	10	6201	4.3	1.6	0.5	-0.9	0.7	0.6
Furnaces and heaters, including parts.....	10	620146	4.3	1.6	0.5	-0.9	0.7	0.6
Warm air furnaces, including parts.....	10	6201461	3.2	2.2	0.7	-1.3	1.0	0.3
Warm air furnaces.....	10	62014611	4.4	2.3	0.7	-1.4	1.0	0.3
Floor and wall furnaces, unit heaters, infrared heaters, & mechanical stokers, including parts.....	10	6201462	9.6	0.0	0.0	0.0	0.0	1.4
Other heating equipment, non-electric, including parts.....	10	63	11.1	0.9	0.3	0.0	0.2	-0.1
Other heating equipment, non-electric, including parts.....	10	6301	11.1	0.9	0.3	0.0	0.2	-0.1
Other heating equipment, non-electric, including parts.....	10	630161	11.1	0.9	0.3	0.0	0.2	-0.1
Domestic heating stoves.....	10	64	9.2	0.0	0.0	0.0	0.0	0.0
Domestic heating stoves.....	10	6401	9.2	0.0	0.0	0.0	0.0	0.0
Domestic heating stoves.....	10	640141	9.2	0.0	0.0	0.0	0.0	0.0
Domestic water heaters.....	10	66	0.3	0.0	0.0	0.0	0.0	0.0
Domestic water heaters.....	10	6601	0.3	0.0	0.0	0.0	0.0	0.0
Household water heaters, electric, for permanent installation.....	10	660101	0.1	0.0	0.0	0.0	0.0	0.0
Household water heaters, except electric.....	10	660114	0.4	0.0	0.0	0.0	0.0	0.0

See footnotes at end of table.

Table 7. Producer price index percentage changes for commodity and service groupings and individual items, not seasonally adjusted — Continued
 [July 2023]

Title	Commodity code		Unadjusted 12-month percent change ¹	Unadjusted 1-month percent change ¹				
	Group code	Item code		July 2022 to July 2023 ^P	Feb. to Mar.	Mar. to Apr. ^P	Apr. to May ^P	May to June ^P
Fabricated structural metal products.....	10	7	-2.0	1.0	0.7	-0.4	-0.1	-0.3
Metal doors, sash, and trim.....	10	71	0.4	0.0	0.5	0.0	-0.1	-0.1
Metal doors and frames (except storm).....	10	7102	1.2	0.0	0.8	0.0	-0.1	-0.1
Metal doors and frames (except storm).....	10	710209	1.2	0.0	0.8	0.0	-0.1	-0.1
Metal windows (except storm sash).....	10	7103	1.0	0.1	0.0	0.0	-0.4	-0.2
Metal windows (except storm sash).....	10	710313	1.0	0.1	0.0	0.0	-0.4	-0.2
Metal molding and trim and store fronts.....	10	7104	-8.3	0.0	0.0	0.0	-0.1	0.0
Metal molding and trim and store fronts.....	10	710413	-8.3	0.0	0.0	0.0	-0.1	0.0
Metal combination screen, storm sash, and storm doors.....	10	7105	14.0	0.0	0.0	0.0	0.0	0.0
Metal combination screen, storm sash, and storm doors.....	10	710515	14.0	0.0	0.0	0.0	0.0	0.0
Metal window and door screens (except combination screens) and metal weather strip.....	10	7107	0.0	0.0	0.0	0.0	-0.1	0.0
Metal window and door screens (except combination screens) and metal weather strip.....	10	710717	0.0	0.0	0.0	0.0	-0.1	0.0
Metal tanks.....	10	72	2.9	0.1	1.1	0.1	0.1	0.0
Metal tanks.....	10	7201	2.9	0.1	1.1	0.1	0.1	0.0
Metal tanks, heavy gauge, including field-erected.....	10	720123	2.9	0.1	1.1	0.1	0.1	0.0
Sheet metal products.....	10	73	0.6	0.2	0.8	-0.5	1.4	0.3
Sheet metal products.....	10	7301	0.6	0.2	0.8	-0.5	1.4	0.3
Sheet metal air-conditioning ducts and stove pipe.....	10	730120	0.8	-0.2	0.0	0.0	-0.4	0.0
Sheet metal roofing and roof drainage equipment.....	10	730170	1.6	1.3	-0.2	0.3	3.3	0.2
Sheet metal electronic enclosures.....	10	7301C	3.8	0.1	6.0	-2.3	0.2	0.2
Steel sheet metal computer & peripheral equipment enclosures.....	10	7301C1	10.0	0.1	14.3	-5.1	0.4	0.0
Aluminum sheet metal computer & peripheral equipment enclosures.....	10	7301C2	-1.0	0.0	0.0	0.0	-0.1	0.0
Other sheet metal electronic enclosures (excl. computers).....	10	7301C3	0.0	0.2	0.0	0.0	0.1	0.5
Other sheet metal work.....	10	7301G	2.9	0.0	0.0	0.1	1.6	0.1
Aluminum and other sheet metal work.....	10	7301G3	0.0	0.0	0.0	0.2	0.5	0.2
Structural, architectural, and pre-engineered metal products.....	10	74	-5.8	1.3	0.9	-0.5	-0.8	-1.0
Fabricated structural metal.....	10	7405	-3.6	1.4	0.6	-0.5	-0.6	-1.1
Fabricated structural metal bar joists and concrete reinforcing bars.....	10	74051	-5.1	2.3	0.3	-0.2	-1.6	-1.5
Fabricated structural iron & steel for industrial bldgs metal bar joists, short span.....	10	740510	-10.9	1.4	0.0	-0.2	0.0	-0.6
Fabricated structural iron & steel for commercial, residential, institutional, & public bldgs.....	10	740514	-4.0	2.6	0.4	-0.2	-2.0	-1.8
Other fabricated structural metal, including for bridges.....	10	74055	-1.3	0.6	0.9	-0.7	0.2	-0.8
Fabricated structural metal for bridges.....	10	740553	-1.8	-1.6	6.9	-4.8	2.1	-6.4
Other fabricated structural iron and steel, aluminum, and other metals.....	10	740554	-1.8	0.8	0.4	-0.3	0.0	-0.3
Custom roll form products.....	10	7407	-22.1	0.1	3.7	-2.2	-2.7	-2.2
Custom roll form products.....	10	740775	-22.1	0.1	3.7	-2.2	-2.7	-2.2
Ornamental and architectural metal work.....	10	7408	-2.0	0.0	0.0	0.1	-0.1	-0.1
Iron, steel, and aluminum stairs, staircases and fire escapes.....	10	740803	-1.4	0.3	0.2	0.3	-0.1	-0.1
Steel and aluminum fences, gates (not wire), and railings and window guards.....	10	740813	-1.1	-1.0	0.2	0.0	-0.1	-0.6
Open metal flooring, grating and studs.....	10	740814	-	-	-	-	-	0.0
Other architectural and ornamental metal work.....	10	74082	-6.0	0.1	0.0	0.0	0.0	0.0
Other aluminum and metal architectural and ornamental work.....	10	740821	1.8	0.1	0.0	0.0	0.0	0.0
Metal stalls and corrals.....	10	740824	-15.6	0.0	0.0	0.0	0.0	0.0
Fabricated metal pipe, tube, and fittings.....	10	7411	0.0	4.6	0.8	-0.2	-1.4	0.0
Fabricated metal pipe, tube, and fittings.....	10	741151	0.0	4.6	0.8	-0.2	-1.4	0.0
Heat exchangers and steam condensers.....	10	75	4.8	-0.2	-0.1	0.0	0.0	1.3
Heat exchangers and steam condensers.....	10	7501	4.8	-0.2	-0.1	0.0	0.0	1.3
Heat exchangers and steam condensers (except for nuclear applications).....	10	750103	3.7	-0.5	-0.2	0.0	0.0	0.1
Steel power boilers, parts and attachments (excl. nuclear applications).....	10	750106	-	-	-	-	-	-
Fabricated steel plate.....	10	76	-1.4	-0.2	0.0	0.0	0.0	0.0
Fabricated steel plate.....	10	7601	-1.4	-0.2	0.0	0.0	0.0	0.0
Fabricated steel plate.....	10	760102	-1.4	-0.2	0.0	0.0	0.0	0.0
Prefabricated metal buildings.....	10	79	2.8	4.9	0.1	-0.3	1.4	1.0
Prefabricated metal building systems (excl. farm service bldgs, residential bldgs, and parts).....	10	7901	5.4	7.0	0.5	0.0	0.0	1.2
Prefabricated metal building systems (excl. farm service bldgs, residential bldgs, and parts).....	10	790101	5.4	7.0	0.5	0.0	0.0	1.2
Industrial & commercial prefab metal building systems (excl farm svc bldgs, residential, parts).....	10	7901012	-	11.9	-	-	-	-

See footnotes at end of table.

Table 7. Producer price index percentage changes for commodity and service groupings and individual items, not seasonally adjusted — Continued
[July 2023]

Title	Commodity code		Unadjusted 12-month percent change ¹	Unadjusted 1-month percent change ¹				
	Group code	Item code		July 2022 to July 2023 ^P	Feb. to Mar.	Mar. to Apr. ^P	Apr. to May ^P	May to June ^P
Farm service buildings and other prefabricated and portable buildings, steel and aluminum.....	10	7902	-4.1	0.2	-0.7	0.0	0.0	-0.4
Farm service buildings and other prefabricated and portable buildings, steel and aluminum.....	10	790201	-4.1	0.2	-0.7	0.0	0.0	-0.4
Panels, parts, and sections for prefabricated buildings, steel and aluminum.....	10	7903	-2.6	-0.3	-1.5	-1.8	9.7	1.4
Panels, parts, and sections for prefabricated buildings, steel and aluminum.....	10	790354	-2.6	-0.3	-1.5	-1.8	9.7	1.4
Miscellaneous metal products.....	10	8	2.9	-0.1	0.2	0.0	0.3	0.0
Bolts, nuts, screws, rivets, and washers.....	10	81	7.8	0.3	0.4	0.8	0.6	0.8
Externally threaded fasteners, except aircraft types.....	10	8102	3.6	0.7	0.7	0.5	1.0	-0.4
Hex bolts, including heavy, tap-and-joint.....	10	810206	2.4	-0.7	-0.3	2.2	0.6	0.6
Cap, set, machine, lag, flange, and self-locking screws, except aircraft types.....	10	810231	4.7	0.1	0.8	0.2	-0.1	0.2
Other metal bolts, incl. square, round, plow, high-strength structural, and bent.....	10	810262	11.4	4.1	2.1	2.9	0.0	0.0
Other externally threaded metal fasteners, including studs, except aircraft types.....	10	810263	0.0	0.6	0.4	-0.6	3.0	-1.6
Internally threaded fasteners, except aircraft types.....	10	8103	5.4	-0.5	0.9	0.0	1.2	-0.2
Internally threaded fasteners, except aircraft types.....	10	810312	5.4	-0.5	0.9	0.0	1.2	-0.2
Nonthreaded metal fasteners, except aircraft types.....	10	8104	4.9	0.0	0.0	0.4	0.2	0.0
Nonthreaded metal fasteners, except aircraft types.....	10	810424	4.9	0.0	0.0	0.4	0.2	0.0
Aircraft fasteners, except plastics (including aerospace).....	10	8105	14.2	0.0	0.0	2.0	0.0	0.0
Aircraft fasteners, except plastics (including aerospace).....	10	810536	14.2	0.0	0.0	2.0	0.0	0.0
Formed products, except fasteners, made by cold-, warm-, or hot-heading processes.....	10	8106	-	0.0	0.0	0.0	0.0	-
Formed products, except fasteners, made by cold-, warm-, or hot-heading processes.....	10	810648	-	0.0	0.0	0.0	0.0	-
Lighting fixtures.....	10	83	4.2	1.5	0.0	0.4	0.1	0.5
Residential electric lighting fixtures, except portable.....	10	8302	0.4	0.0	0.1	0.0	0.0	0.0
Residential electric lighting fixtures, except portable.....	10	830225	0.4	0.0	0.1	0.0	0.0	0.0
Commercial, institutional and industrial electric lighting fixtures.....	10	8303	4.7	0.5	0.0	0.7	0.2	0.7
Commercial and institutional electric lighting fixtures, including parts and accessories.....	10	830302	2.9	0.3	0.0	0.9	0.2	0.1
Industrial electric lighting fixtures, including parts and accessories.....	10	830304	12.2	1.2	0.0	0.0	0.0	3.9
Other lighting equipment.....	10	8305	4.4	3.3	0.0	0.0	0.0	0.2
Outdoor lighting equipment (including parts and accessories).....	10	830522	1.6	0.0	0.0	0.0	0.0	0.0
All other miscellaneous electric and nonelectric lighting equipment, incl parts and accessories.....	10	830524	6.2	5.7	0.0	0.0	0.0	0.4
Ammunition, except for small arms.....	10	85	7.8	1.1	0.0	0.4	0.0	0.2
Ammunition, except for small arms.....	10	8501	7.8	1.1	0.0	0.4	0.0	0.2
Ammunition, except for small arms.....	10	850101	7.8	1.1	0.0	0.4	0.0	0.2
Ordnance and ordnance accessories, n.e.c.....	10	86	11.9	0.0	0.0	0.0	0.0	11.3
Ordnance and ordnance accessories, n.e.c.....	10	8601	11.9	0.0	0.0	0.0	0.0	11.3
Ordnance and ordnance accessories, n.e.c.....	10	860101	11.9	0.0	0.0	0.0	0.0	11.3
Fabricated ferrous wire products.....	10	88	-9.0	-0.6	0.3	0.0	-0.8	-2.3
Ferrous wire rope, cable, forms and strand.....	10	8801	-16.4	-2.8	0.7	0.0	-1.3	0.0
Ferrous wire rope, cable, forms and strand.....	10	880101	-16.4	-2.8	0.7	0.0	-1.3	0.0
Ferrous wire cloth, other woven wire products.....	10	8807	2.1	0.0	0.0	0.0	-1.0	0.0
Ferrous wire cloth, other woven wire products.....	10	880701	2.1	0.0	0.0	0.0	-1.0	0.0
Other fabricated ferrous wire products.....	10	8809	-5.8	0.5	0.3	0.0	-0.7	-3.0
Steel fencing and fence gates.....	10	880993	-9.7	-0.3	-0.7	-0.1	0.8	0.1
Other fabricated ferrous wire products, n.e.c.....	10	880996	-4.9	0.7	0.4	0.0	-0.9	-3.4
Steel nails, staples, tacks, spikes and brads.....	10	8812	-16.2	-6.2	0.0	0.0	0.0	-7.0
Steel nails, staples, tacks, spikes and brads.....	10	881201	-16.2	-6.2	0.0	0.0	0.0	-7.0
Other miscellaneous metal products.....	10	89	3.4	-0.3	0.1	-0.1	0.4	0.0
Wire springs.....	10	8904	8.3	2.1	-0.1	0.0	-0.1	0.4
Precision mechanical wire springs.....	10	890424	5.5	6.9	-0.3	-0.1	-0.3	0.5
Precision mechanical extension- and torsion-type wire springs.....	10	8904241	0.1	-0.4	-0.2	0.0	-0.7	-0.3
Precision mechanical compression-type springs.....	10	8904242	10.3	12.1	-0.3	-0.1	0.0	1.0
Other metal products.....	10	8905	2.5	-0.5	0.2	-0.1	0.4	0.0
Automotive job stampings.....	10	890507	2.8	-1.2	0.2	0.0	0.6	0.2
Precision turned products, automotive.....	10	890521	6.5	0.0	0.0	0.0	1.6	0.3
Precision turned products, except automotive.....	10	890522	8.2	-0.1	0.0	-0.3	0.3	-0.6
Metal powders, paste, and flake.....	10	890564	-5.4	-0.7	1.0	-0.1	-0.6	-0.3
Powder metallurgy parts, except bearings, gears, etc.....	10	890571	2.3	0.0	0.8	0.2	0.0	1.4

See footnotes at end of table.

Table 7. Producer price index percentage changes for commodity and service groupings and individual items, not seasonally adjusted — Continued
 [July 2023]

Title	Commodity code		Unadjusted 12-month percent change ¹	Unadjusted 1-month percent change ¹				
	Group code	Item code		July 2022 to July 2023 ^P	Feb. to Mar.	Mar. to Apr. ^P	Apr. to May ^P	May to June ^P
Other fabricated metal products.....	10	890589	-1.9	0.8	-0.3	-0.2	-0.3	-0.3
Metal stampings n.e.c.....	10	8907	1.2	-0.1	-0.1	-0.1	0.9	0.4
Metal job stampings, except automotive.....	10	890701	0.3	-0.2	-0.2	-0.2	1.2	0.3
Recreational vehicle metal job stamping.....	10	8907011	-8.1	-2.2	-2.5	0.0	11.1	0.0
Motor and generator metal job stamping.....	10	8907012	-1.0	3.7	0.4	0.0	0.0	3.8
Other metal job stampings.....	10	8907013	2.9	0.0	0.2	-0.3	0.0	0.2
Metal foil and leaf.....	10	8908	13.7	0.1	-0.5	0.0	0.0	0.7
Flexible packaging foil.....	10	890811	13.7	0.1	-0.5	0.0	0.0	0.7
Heavy gauge springs.....	10	8909	36.2	0.2	0.3	-0.1	2.0	0.0
Cold formed steel springs, except wire.....	10	890913	70.5	0.3	0.5	-0.1	0.1	0.0
Machinery and equipment.....	11	—	5.0	0.4	0.4	0.1	0.1	0.3
Agricultural machinery and equipment.....	11	1	4.5	0.3	0.4	0.2	0.1	0.3
Agricultural machinery and equipment.....	11	14	4.5	0.3	0.4	0.2	0.1	0.3
Commercial turf and grounds care equipment, including parts and attachments.....	11	1401	3.6	0.1	0.6	0.0	0.0	0.0
Commercial turf and grounds care equipment, including parts and attachments.....	11	140111	3.6	0.1	0.6	0.0	0.0	0.0
Farm plows, harrows, rollers, pulverizers, etc., and attachments.....	11	1402	8.1	0.0	0.0	0.0	2.1	0.0
Farm plows, harrows, rollers, pulverizers, etc., and attachments.....	11	140211	8.1	0.0	0.0	0.0	2.1	0.0
Farm dairy equipment, sprayers and dusters, farm blowers, and attachments.....	11	1404	0.6	0.0	0.0	0.0	0.0	0.0
Farm dairy equipment, sprayers and dusters, farm blowers, and attachments.....	11	140411	0.6	0.0	0.0	0.0	0.0	0.0
Planting, seeding, and fertilizing machinery and attachments.....	11	1405	8.2	0.7	0.0	0.0	0.1	-0.3
Planting, seeding, and fertilizing machinery and attachments.....	11	140511	8.2	0.7	0.0	0.0	0.1	-0.3
Harvesting machinery (except hay and straw) and attachments.....	11	1406	7.2	0.0	-0.2	0.2	0.2	0.3
Harvesting machinery (except hay and straw) and attachments.....	11	140611	7.2	0.0	-0.2	0.2	0.2	0.3
Haying machinery and attachments.....	11	1407	10.5	0.3	1.2	0.0	0.0	4.9
Haying machinery and attachments.....	11	140711	10.5	0.3	1.2	0.0	0.0	4.9
All other farm machinery and equipment, excluding parts, including attachments.....	11	1408	-0.4	0.2	0.8	0.3	0.3	0.0
All other farm machinery and equipment, excluding parts, including attachments.....	11	140811	-0.4	0.2	0.8	0.3	0.3	0.0
Parts for farm machinery, for sale separately.....	11	1409	3.5	0.9	0.3	0.4	-0.8	0.1
Parts for farm machinery, for sale separately.....	11	140911	3.5	0.9	0.3	0.4	-0.8	0.1
Construction machinery and equipment.....	11	2	9.3	0.3	0.3	0.1	0.0	1.6
Tractors and attachments, ex. parts.....	11	2A	10.8	0.6	0.0	0.1	0.0	1.9
Construction machinery for mounting (excluding parts, winches, snow clearing attachments).....	11	2A03	16.8	0.0	0.1	0.0	0.0	1.8
Construction machinery for mounting (excluding parts, winches, snow clearing attachments).....	11	2A0302	16.8	0.0	0.1	0.0	0.0	1.8
Tractor shovel loaders (skid steer, wheel, crawler, and integral design backhoes).....	11	2A04	12.3	0.0	0.0	0.2	0.0	1.2
Tractor shovel loaders (skid steer, wheel, crawler, and integral design backhoes).....	11	2A0406	12.3	0.0	0.0	0.2	0.0	1.2
Construction wheel and crawler tractors, dozers, self-propelled log skidders, etc.....	11	2A05	—	1.9	0.0	0.0	—	—
Construction wheel and crawler tractors, dozers, self-propelled log skidders, etc.....	11	2A0501	—	1.9	0.0	0.0	—	—
Power cranes, draglines, & shovels (excavators) (incl. surface mining equipment) (excl. parts).....	11	2B	14.5	0.0	0.3	0.0	-0.1	3.6
Power cranes, draglines, & shovels (excavators) (incl. surface mining equip.) (excluding parts).....	11	2B05	14.5	0.0	0.3	0.0	-0.1	3.6
Power cranes, draglines, & shovels (excavators) (incl. surface mining equip.) (excluding parts).....	11	2B0504	14.5	0.0	0.3	0.0	-0.1	3.6
Mixers, pavers, and related equipment (excluding parts).....	11	2C	15.3	0.0	2.2	0.0	0.0	0.7
Mixers, pavers, and related equipment (excluding parts).....	11	2C01	15.3	0.0	2.2	0.0	0.0	0.7
Mixers, pavers, and related equipment (excluding parts).....	11	2C0109	15.3	0.0	2.2	0.0	0.0	0.7
Off-highway, equipment, ex. parts.....	11	2D	12.0	0.0	0.0	0.0	0.0	2.6
Off-highway trucks, haulers, truck-type tractor chassis, trailers, etc. (excluding parts).....	11	2D02	—	0.0	0.1	0.0	—	—
Off-highway trucks, haulers, truck-type tractor chassis, trailers, etc. (excluding parts).....	11	2D0201	—	0.0	0.1	0.0	—	—
Graders, rollers & compactors, rough-terrain forklifts, scrapers, trenchers, etc. (excl. parts).....	11	2D03	12.7	0.0	0.0	0.1	0.0	1.8
Graders, rollers & compactors, rough-terrain forklifts, scrapers, trenchers, etc. (excl. parts).....	11	2D0301	12.7	0.0	0.0	0.1	0.0	1.8

See footnotes at end of table.

Table 7. Producer price index percentage changes for commodity and service groupings and individual items, not seasonally adjusted — Continued
 [July 2023]

Title	Commodity code		Unadjusted 12-month percent change ¹	Unadjusted 1-month percent change ¹				
	Group code	Item code		July 2022 to July 2023 ^P	Feb. to Mar.	Mar. to Apr. ^P	Apr. to May ^P	May to June ^P
Misc. construction machinery and equipment.....	11	2J	2.8	0.5	0.0	0.1	0.0	0.0
Winches, aerial work platforms, and automotive wrecker hoists, including parts and attachments.....	11	2J01	4.5	1.1	0.0	0.2	0.0	0.0
Winches, aerial work platforms, and automotive wrecker hoists, including parts and attachments.....	11	2J0101	4.5	1.1	0.0	0.2	0.0	0.0
Other construction machinery and equipment (excluding parts).....	11	2J03	1.6	0.0	0.0	0.0	0.0	0.0
Other construction machinery and equipment (excluding parts).....	11	2J0301	1.6	0.0	0.0	0.0	0.0	0.0
Parts for construction machinery and equipment, sold separately.....	11	2K	6.4	-0.1	0.6	0.2	0.7	0.0
Parts for construction machinery and equipment, sold separately.....	11	2K01	6.4	-0.1	0.6	0.2	0.7	0.0
Parts for cranes, draglines, and shovels (including surface mining equipment) (sold separately).....	11	2K0101	12.9	0.6	0.0	0.0	1.6	0.0
Parts for off-highway wheel tractors and shovel loaders (sold separately).....	11	2K0102	1.9	-3.9	0.0	0.0	0.0	0.0
Parts for other construction machinery (sold separately).....	11	2K0103	3.2	0.0	1.2	0.3	0.0	0.0
Metalworking machinery and equipment.....	11	3	5.8	0.8	0.5	0.6	0.2	0.1
Power-driven handtools, including parts and attachments.....	11	32	11.6	0.0	0.0	6.4	0.0	0.0
Power-driven handtools, including parts and attachments.....	11	3211	11.6	0.0	0.0	6.4	0.0	0.0
Power-driven handtools, including parts and attachments.....	11	321101	11.6	0.0	0.0	6.4	0.0	0.0
Power-driven handtools, pneumatic, hydraulic, and powder-actuated.....	11	3211011	10.2	0.0	0.0	5.6	0.0	0.0
Power-driven handtools, electric (except battery powered), including parts.....	11	3211014	12.1	0.0	0.1	7.0	0.0	0.0
Welding machines and equipment.....	11	33	2.8	0.0	1.9	0.0	0.0	0.1
Arc welding machines, components, and accessories, excluding electrodes and stud welding equip.....	11	3301	4.7	0.0	3.0	0.0	0.0	0.0
Arc welding machines, components, and accessories, excluding electrodes and stud welding equip.....	11	330175	4.7	0.0	3.0	0.0	0.0	0.0
Resistance welders, components, accessories, and electrodes.....	11	3302	-	0.0	0.0	0.0	0.0	-
Resistance welders, components, accessories, and electrodes.....	11	330276	-	0.0	0.0	0.0	0.0	-
Gas welding and cutting equipment, parts, attachments, and accessories.....	11	3304	4.5	0.0	0.4	0.0	0.0	1.1
Gas welding and cutting equipment, parts, attachments, and accessories.....	11	330461	4.5	0.0	0.4	0.0	0.0	1.1
Other welding equipment, components, and accessories (excluding arc, resistance, and gas).....	11	3306	2.4	0.0	0.4	0.0	0.0	0.0
Other welding equipment, components, and accessories (excluding arc, resistance, and gas).....	11	330629	2.4	0.0	0.4	0.0	0.0	0.0
Industrial process furnaces and ovens.....	11	34	5.4	0.3	1.3	1.0	0.1	0.6
Industrial process furnaces and ovens, except parts and attachments.....	11	3407	5.7	0.2	1.0	0.6	0.1	0.9
Industrial process furnaces and ovens, except parts and attachments.....	11	340711	5.7	0.2	1.0	0.6	0.1	0.9
Parts and attachments for industrial process furnaces and ovens.....	11	3409	4.9	0.5	2.0	2.1	0.0	0.0
Parts and attachments for industrial process furnaces and ovens.....	11	340901	4.9	0.5	2.0	2.1	0.0	0.0
Cutting tools and accessories.....	11	35	4.4	0.0	0.0	0.1	0.5	0.0
Small cutting tools.....	11	3501	4.3	0.0	0.0	0.1	0.3	0.1
End mills and milling cutters.....	11	350144	5.1	0.3	-0.1	0.1	0.1	0.4
Threading tools, including blanks, tips and inserts.....	11	350145	0.2	0.0	0.0	0.0	1.4	0.0
Carbon and high-speed steel, shank, solid, tipped carbide twist drills.....	11	350146	5.0	0.1	0.0	0.9	2.1	0.2
Taps, carbide indexable, and throwaway inserts for machine tools.....	11	350147	4.9	0.0	0.0	0.0	0.0	0.0
Other cutting tools for machine tools, excluding tips and blanks.....	11	350149	4.6	0.0	0.0	0.0	0.0	0.0
Other machine tool attachments and accessories.....	11	3505	10.2	0.1	0.0	0.0	2.3	0.0
Other machine tool attachments and accessories.....	11	350501	10.2	0.1	0.0	0.0	2.3	0.0
Abrasive products.....	11	36	4.5	1.0	0.9	0.1	0.0	-0.4
Nonmetallic sized grains, powders, and flour abrasives (incl. graded only).....	11	3601	0.1	0.0	0.0	0.0	0.0	0.0
Nonmetallic sized grains, powders, and flour abrasives (incl. graded only).....	11	360105	0.1	0.0	0.0	0.0	0.0	0.0
Nonmetallic abrasive products (including diamond abrasives).....	11	3603	8.3	-0.3	0.1	0.0	0.7	0.3
Nonmetallic abrasive products (including diamond abrasives).....	11	360311	8.3	-0.3	0.1	0.0	0.7	0.3
Nonmetallic coated abrasive products and buffing wheels, polishing wheels, and laps.....	11	3605	7.8	1.8	0.5	0.1	0.0	0.0
Nonmetallic coated abrasive products and buffing wheels, polishing wheels, and laps.....	11	360505	7.8	1.8	0.5	0.1	0.0	0.0
Metal cutting machine tools.....	11	37	4.4	0.1	0.0	0.5	0.0	0.5
Other metal-cutting machine tools.....	11	3720	2.7	0.0	0.0	0.7	0.0	0.6
Other metal-cutting machine tools.....	11	372041	2.7	0.0	0.0	0.7	0.0	0.6
Metal machining centers.....	11	3721	5.9	0.0	0.0	0.0	0.0	0.0
Metal machining centers.....	11	372121	5.9	0.0	0.0	0.0	0.0	0.0

See footnotes at end of table.

Table 7. Producer price index percentage changes for commodity and service groupings and individual items, not seasonally adjusted — Continued
[July 2023]

Title	Commodity code		Unadjusted 12-month percent change ¹	Unadjusted 1-month percent change ¹				
	Group code	Item code		July 2022 to July 2023 ^P	Feb. to Mar.	Mar. to Apr. ^P	Apr. to May ^P	May to June ^P
Rebuilt metal-cutting machine tools and parts for metal-cutting machine tools.....	11	3753	8.6	1.1	0.0	0.0	-0.1	1.4
Rebuilt metal-cutting machine tools and parts for metal-cutting machine tools.....	11	375311	8.6	1.1	0.0	0.0	-0.1	1.4
Metal forming machine tools.....	11	38	5.5	0.0	0.0	2.3	0.1	0.0
Metal-forming machine tools (except rebuilt and parts).....	11	3826	5.1	0.0	0.0	1.8	0.0	0.0
Metal punching and shearing (power & manual), and bending and forming machines (power only).....	11	382611	5.9	0.0	0.0	1.3	0.0	0.0
Metalworking presses (except forging and die-stamping presses).....	11	382631	-	0.0	0.0	-	-	-
Rebuilt metal-forming machine tools and parts for metal-forming machine tools.....	11	3852	5.6	0.0	0.0	3.3	0.2	0.0
Rebuilt metal-forming machine tools and parts for metal-forming machine tools.....	11	385205	5.6	0.0	0.0	3.3	0.2	0.0
Tools, dies, jigs, fixtures & ind. molds.....	11	39	5.9	2.0	0.2	0.1	0.7	0.1
Special tools, dies, jigs, and fixtures.....	11	3901	3.8	0.2	0.3	0.2	1.1	0.2
Special tools, dies, jigs, and fixtures.....	11	390135	3.8	0.2	0.3	0.2	1.1	0.2
Jigs and fixtures, including parts.....	11	3901351	5.6	0.5	0.2	0.3	1.1	0.3
Metalworking dies and die sets.....	11	3901353	4.3	0.4	0.0	0.3	2.1	0.3
Standard punches, industrial prototypes, die parts & other special tooling for dies.....	11	3901357	2.1	0.0	0.7	0.0	0.5	0.0
Industrial molds and mold boxes.....	11	3903	9.2	4.8	0.0	0.0	0.0	0.0
Industrial injection-type molds made of metal for plastics.....	11	390312	1.3	-0.1	0.0	0.0	0.0	0.0
Other industrial molds and mold boxes.....	11	390331	13.6	7.4	0.0	0.0	0.0	0.0
Metalworking machinery n. e. c.....	11	3A	11.3	0.1	0.0	0.0	-0.9	0.0
Other metalworking machinery.....	11	3A02	3.3	0.5	0.0	0.0	0.0	0.0
Other metalworking machinery.....	11	3A0201	3.3	0.5	0.0	0.0	0.0	0.0
General purpose machinery and equipment.....	11	4	6.3	0.7	1.0	0.5	0.1	0.2
Pumps, compressors, and equipment.....	11	41	8.0	0.1	-0.1	1.3	0.3	0.9
Industrial pumps, except hydraulic fluid power pumps.....	11	4102	12.4	0.0	-0.3	3.9	0.3	1.3
Industrial pumps, except hydraulic fluid power pumps.....	11	410212	12.4	0.0	-0.3	3.9	0.3	1.3
Parts and attachments for air and gas compressors and vacuum pumps.....	11	4107	6.5	0.3	0.0	0.4	0.4	1.4
Parts and attachments for air and gas compressors, ex. refrigeration, ice making, & a/c.....	11	410701	6.5	0.3	0.0	0.4	0.4	1.4
Domestic water systems.....	11	4113	6.6	0.0	0.0	0.1	0.0	0.0
Domestic water systems.....	11	411311	6.6	0.0	0.0	0.1	0.0	0.0
Air and gas compressors and vacuum pumps.....	11	4115	8.9	0.3	0.1	0.5	0.5	1.5
Air and gas compressors and vacuum pumps.....	11	411501	8.9	0.3	0.1	0.5	0.5	1.5
Other pumps, including parts and attachments.....	11	4119	2.6	0.1	0.0	0.1	0.3	0.0
Parts and attachments for pumps.....	11	411911	5.4	0.3	0.1	0.4	1.0	0.0
All other pumps, including domestic sump, oil well, and oil field pumps.....	11	411915	1.4	0.0	0.0	0.0	0.0	0.0
Oil-well and oil-field pumps.....	11	4119153	-	0.0	0.0	0.0	0.0	0.0
Other pumps, except automotive circulating pumps, and measuring & dispensing pumps.....	11	4119155	2.0	0.0	0.0	0.0	0.0	0.0
Elevators, escalators, and other lifts.....	11	42	6.0	2.6	1.3	0.0	0.0	0.0
Elevators and moving stairways.....	11	4201	4.5	0.7	1.5	0.0	0.0	0.0
Elevators and moving stairways.....	11	420112	4.5	0.7	1.5	0.0	0.0	0.0
Parts and attachments for elevators and moving stairs (sold separately).....	11	4202	15.5	14.2	0.0	0.0	0.0	0.0
Parts and attachments for elevators and moving stairs (sold separately).....	11	420221	15.5	14.2	0.0	0.0	0.0	0.0
Fluid power equipment.....	11	43	11.8	0.0	6.7	0.0	0.3	0.5
Fluid power pumps and parts.....	11	4301	3.9	0.0	0.0	0.0	0.0	0.3
Nonaerospace-type reciprocating fluid power pumps.....	11	430112	7.4	0.0	0.0	0.0	0.0	-0.1
Nonaerospace-type fluid power motors.....	11	430115	2.8	0.0	0.0	0.0	0.0	0.0
Parts for fluid power pumps, motors, and hydrostatic transmissions.....	11	430119	0.4	0.0	0.0	0.0	-0.1	0.0
Fluid power valves.....	11	4302	2.5	0.2	0.6	0.3	0.5	0.1
Fluid power valves.....	11	430201	2.5	0.2	0.6	0.3	0.5	0.1
Nonaerospace type hydraulic directional control valves.....	11	4302013	3.4	0.0	0.0	0.7	0.0	0.0
Nonaerospace type pneumatic directional control valves.....	11	4302015	5.1	1.4	0.0	0.0	1.1	0.1
Aerospace type fluid power valves.....	11	430201A	1.2	0.0	0.0	0.0	1.2	0.0
Fluid power cylinders, actuators, accumulators, cushions, & parts.....	11	4303	5.5	0.0	0.7	0.0	0.4	0.0
Non-aerospace hydraulic & all aerospace-type fluid power cylinders.....	11	430312	4.4	0.0	0.2	0.0	0.6	0.0
Non-aerospace pneumatic fluid power cylinders.....	11	430313	-	0.0	0.0	0.0	-	-
Parts for hydraulic & pneumatic cylinders and actuators.....	11	430315	13.1	0.0	2.6	0.0	0.2	0.0
Fluid power hose and tube fittings.....	11	4304	37.0	0.0	26.3	0.0	0.0	1.6
Fluid power hose and tube fittings.....	11	430406	37.0	0.0	26.3	0.0	0.0	1.6

See footnotes at end of table.

Table 7. Producer price index percentage changes for commodity and service groupings and individual items, not seasonally adjusted — Continued
 [July 2023]

Title	Commodity code		Unadjusted 12-month percent change ¹	Unadjusted 1-month percent change ¹				
	Group code	Item code		July 2022 to July 2023 ^P	Feb. to Mar.	Mar. to Apr. ^P	Apr. to May ^P	May to June ^P
Nonaerospace type flared (metal) fittings, couplings, and assemblies.....	11	4304062	1.0	0.0	0.0	0.0	0.0	0.0
Parts for fluid power valves.....	11	4305	0.5	0.9	0.3	-0.8	0.8	0.0
Parts for fluid power valves.....	11	430501	0.5	0.9	0.3	-0.8	0.8	0.0
Industrial material handling equipment.....	11	44	5.6	0.0	0.0	0.5	0.3	0.1
Conveying equipment, except parts and accessories.....	11	4402	4.7	-0.2	0.3	0.3	0.0	-0.1
Unit handling conveyors and conveying systems.....	11	440212	0.6	-0.5	0.2	0.1	-0.1	-0.1
Unit handling gravity and trolley conveyors and conveying systems.....	11	4402122	1.0	-0.8	0.1	0.0	0.0	0.0
All other unit handling conveyors, including tow, belt, roller, pneumatic, portable, etc.....	11	4402124	0.7	0.0	0.4	0.3	-0.3	-0.3
Bulk material handling conveyors and conveying systems.....	11	440216	10.5	0.2	0.3	0.6	0.3	0.0
Industrial trucks, trailers, and stackers.....	11	4403	6.2	0.0	0.0	0.6	0.6	0.1
Industrial trucks, tractors, mobile straddle carriers & cranes, & automatic stacking machines.....	11	44035	6.6	0.0	0.1	0.6	0.7	0.1
Work trucks with lifting & handling equipment, riding, electric, self-propelled.....	11	440353	9.0	0.0	0.2	2.3	0.1	0.0
Work trucks with lifting & handling equipment, non-riding electric or any non-electric.....	11	440356	5.0	0.0	0.0	1.5	0.1	0.0
Work trucks not fitted with lifting & handling equipment, electric or non-electric.....	11	440357	4.7	0.0	0.0	0.0	1.1	0.3
Bulk powered material moving equipment, dock boards, and metal pallets and skids.....	11	440358	0.4	0.0	0.0	0.0	0.8	0.0
Parts and attachments for industrial trucks and tractors.....	11	440378	3.9	0.0	0.0	0.2	0.0	0.0
Hoists, overhead cranes, and monorail systems.....	11	4404	5.9	0.3	-1.0	0.9	0.4	0.3
Hoists and parts and attachments for hoists (sold separately).....	11	440481	7.4	0.0	-0.4	0.0	0.8	0.0
Overhead traveling cranes and monorail systems, including parts and attachments sold separately.....	11	440485	5.0	0.8	-1.7	1.9	0.0	0.7
Parts and accessories for conveyors and conveying systems.....	11	4406	4.4	0.1	0.1	0.0	0.0	0.0
Parts and accessories for unit handling conveyors and conveying systems.....	11	440601	0.7	0.0	0.3	0.0	0.1	0.0
Parts and accessories for bulk material handling conveyors and conveying systems.....	11	440602	6.5	0.1	0.0	0.0	0.0	0.0
Mechanical power transmission equipment.....	11	45	7.8	0.0	0.2	0.4	0.2	0.0
Speed changers, drives, gears.....	11	4501	8.7	-0.1	0.0	0.9	0.2	0.0
Loose gear, pinions and racks.....	11	450108	-	-0.2	0.0	2.0	0.0	0.0
Speed changers and industrial high speed drives & parts other than loose gearing.....	11	450117	9.7	0.0	0.1	-0.1	0.3	0.0
Other power transmission equipment.....	11	4502	6.7	0.0	0.3	0.2	0.2	0.0
Mechanical power transmission equipment, excl. speed changers, drives, & gears.....	11	450212	6.6	0.0	0.3	0.2	0.2	0.0
Scales and balances.....	11	46	6.9	0.2	0.2	0.2	0.3	0.2
Vehicle and industrial scales.....	11	4611	6.8	0.1	0.2	0.2	0.3	0.1
Vehicle and industrial scales.....	11	461101	6.8	0.1	0.2	0.2	0.3	0.1
Motor truck and railroad track scales.....	11	4611011	3.4	0.0	0.0	0.0	0.0	0.0
Industrial scales (including automatic checkweigher and bulkweigher scales).....	11	4611012	12.1	0.6	0.7	0.7	0.6	0.5
Miscellaneous non-vehicle scales (crane, susp., tank, hopper, measuring dev, lab, bulk conveyer).....	11	4611013	7.8	0.0	0.0	0.0	0.9	0.0
Retail, commercial, household, and mailing scales and balances.....	11	4612	7.8	0.2	0.0	0.0	0.0	0.2
Retail, commercial, household, and mailing scales and balances.....	11	461201	7.8	0.2	0.0	0.0	0.0	0.2
Parts, attachments, and accessories for scales and balances.....	11	4613	9.8	0.3	0.4	0.8	0.3	0.4
Parts, attachments, and accessories for scales and balances.....	11	461301	9.8	0.3	0.4	0.8	0.3	0.4
Air purification equipment and industrial and commercial fans and blowers.....	11	47	4.2	0.0	0.0	0.7	0.5	0.0
Fan, blower, air purification equipment.....	11	4701	4.2	0.0	0.0	0.7	0.5	0.0
Dust collection and other air purification equipment for cleaning incoming air.....	11	470143	6.4	0.0	-0.1	0.4	1.4	0.0
Air filters for air-conditioners and furnaces, etc., of 2400 CFM or less, except parts.....	11	4701431	7.1	-1.0	0.0	0.8	2.7	0.0
Other dust collection and air purification equipment, except parts.....	11	4701432	11.0	0.0	0.0	0.0	0.0	0.0
Parts for dust collection and air purification equipment.....	11	4701433	0.4	2.1	-0.3	0.0	0.0	0.0
Industrial and commercial fans and blowers.....	11	470145	4.9	0.0	0.0	1.2	0.0	0.0
Centrifugal blower filter units, and classes I-IV centrifugal fans, except parts.....	11	4701452	4.6	-0.2	0.0	1.1	0.0	0.0
Other centrifugal fans and blowers, except parts.....	11	4701453	6.8	0.0	0.0	1.2	0.0	0.0
Axial fans and industrial propeller fans, except parts.....	11	4701457	2.2	0.0	0.0	1.7	0.0	0.0
Power roof ventilators, except parts.....	11	4701458	3.9	0.0	0.0	1.6	0.0	0.0
Parts and accessories for fans and blowers.....	11	4701459	-2.1	0.3	0.0	0.5	0.0	0.0
Air conditioning and refrigeration equip.....	11	48	3.7	1.9	0.2	0.2	-0.2	0.0

See footnotes at end of table.

Table 7. Producer price index percentage changes for commodity and service groupings and individual items, not seasonally adjusted — Continued
[July 2023]

Title	Commodity code		Unadjusted 12-month percent change ¹	Unadjusted 1-month percent change ¹				
	Group code	Item code		July 2022 to July 2023 ^P	Feb. to Mar.	Mar. to Apr. ^P	Apr. to May ^P	May to June ^P
Unitary air-conditioners, except air source heat pumps.....	11	4802	1.5	3.1	0.2	0.0	0.0	0.0
Unitary air-conditioners, except air source heat pumps.....	11	480222	1.5	3.1	0.2	0.0	0.0	0.0
Commercial refrigeration equipment.....	11	4803	4.5	2.2	0.0	0.0	-0.3	0.0
Commercial refrigeration equipment.....	11	480331	4.5	2.2	0.0	0.0	-0.3	0.0
All other miscellaneous refrigeration and air-conditioning equipment.....	11	4806	2.1	0.0	0.0	0.0	0.0	0.0
All other miscellaneous refrigeration and air-conditioning equipment.....	11	480631	2.1	0.0	0.0	0.0	0.0	0.0
Heat transfer equipment, including heat pumps.....	11	4807	6.0	1.5	0.7	1.1	-0.3	0.1
Heat transfer equipment, except dehumidifiers.....	11	480732	6.7	1.7	0.8	1.3	-0.4	0.1
Heat pumps.....	11	480734	2.6	0.2	0.0	0.0	0.0	0.0
Parts and accessories for air conditioning and heat transfer equipment.....	11	4809	4.2	2.5	0.0	0.0	-0.1	0.0
Parts and accessories for air conditioning and heat transfer equipment.....	11	480901	4.2	2.5	0.0	0.0	-0.1	0.0
Refrigeration condensing units.....	11	4815	2.5	1.4	0.2	0.0	0.0	0.0
Refrigeration condensing units.....	11	481511	2.5	1.4	0.2	0.0	0.0	0.0
Miscellaneous general purpose equipment.....	11	49	4.9	0.8	0.3	0.4	-0.2	-0.1
Metal valves, except fluid power.....	11	4902	6.8	0.4	0.1	1.1	0.0	0.0
Gates, globes, angles, and checks.....	11	490201	5.7	0.5	0.3	0.8	0.0	0.0
Gates, globes, angles, straightway (Y-type) checks, stop & check, 3- & 4-way, etc.....	11	4902011	6.7	1.1	0.3	0.1	0.0	0.0
Industrial valves for water works and municipal equipment.....	11	4902012	5.2	0.0	0.3	1.3	0.0	0.0
Industrial butterfly valves, incl. manual and power operated.....	11	490203	10.1	1.4	0.0	0.5	0.0	0.0
Industrial plug valves.....	11	490204	14.5	0.0	0.0	3.7	0.0	0.0
Plumbing and heating valves and specialties, except plumbers' brass goods.....	11	490205	3.6	0.0	0.0	0.0	0.0	-0.9
Other industrial valves, including nuclear.....	11	490209	8.6	0.3	0.1	2.0	0.0	0.0
Automatic regulating and control valves.....	11	490211	7.3	0.0	0.0	0.0	0.0	0.0
Metal pipe fittings, flanges, and unions.....	11	4903	2.6	-1.4	0.9	0.0	0.0	0.0
Metal pipe fittings, flanges, and unions.....	11	490301	2.6	-1.4	0.9	0.0	0.0	0.0
Ball and roller bearings.....	11	4905	1.4	2.3	-0.2	0.0	0.1	0.0
Ball bearings, complete, unmounted.....	11	490531	2.0	0.9	0.0	0.0	0.0	0.0
Mounted bearings, except plain.....	11	490534	1.9	0.5	0.0	-0.4	0.2	0.0
Parts and components for ball and roller bearings, incl. balls and rollers.....	11	490535	-3.3	1.8	-1.8	0.0	0.5	0.0
Tapered roller bearings (including cups & cones), unmounted.....	11	490537	1.0	4.0	0.0	0.0	0.0	0.0
Other roller bearings, unmounted.....	11	490538	1.9	1.6	0.0	0.0	0.0	0.0
Industrial patterns.....	11	4907	6.6	0.6	0.0	0.0	3.8	0.0
Industrial patterns.....	11	490701	6.6	0.6	0.0	0.0	3.8	0.0
Filters and strainers.....	11	4908	6.9	0.4	0.4	0.2	0.0	0.0
Filters and strainers, except fluid power.....	11	490805	11.4	0.7	0.6	0.3	0.0	0.0
Industrial filters and strainers and reusable media, except fluid power.....	11	4908051	12.0	0.8	0.0	0.4	0.0	0.0
Nonreusable media for filters and strainers, except fluid power.....	11	4908052	1.9	0.0	1.3	0.0	0.0	0.0
Parts and accessories for filters and strainers, except fluid power.....	11	4908053	23.8	0.3	6.1	0.0	0.0	0.0
Other miscellaneous general purpose equipment.....	11	4911	4.7	1.6	0.6	0.0	-1.1	-0.2
Other miscellaneous general purpose equipment.....	11	491102	4.9	1.6	0.6	0.0	-1.1	-0.2
Electronic computers and computer equipment.....	11	5	-1.1	-0.1	-0.8	-0.5	-1.6	-0.2
Electronic computers.....	11	51	-4.4	-0.1	-0.1	-1.2	-2.5	-0.1
Electronic computers.....	11	5101	-4.4	-0.1	-0.1	-1.2	-2.5	-0.1
Personal computers and workstations (excluding portable computers).....	11	510114	5.1	0.8	-0.9	0.3	-0.5	-0.6
Portable computers, laptops, tablets and other single user computers.....	11	510115	-1.0	-1.8	0.3	-1.3	-0.2	0.1
Host computers, multiusers (mainframes, UNIX and PC servers).....	11	510116	-9.0	-0.2	-0.1	-3.0	-3.1	-0.1
Computer storage devices.....	11	52	-3.1	-0.1	-1.5	0.0	-2.3	-0.9
Computer storage devices (except parts, attachments and accessories).....	11	5201	-3.8	-0.1	-1.5	0.0	-2.4	-0.9
Computer storage devices (except parts, attachments and accessories).....	11	520101	-3.8	-0.1	-1.5	0.0	-2.4	-0.9
Computer peripheral equipment and parts.....	11	54	2.3	0.0	-1.2	0.0	0.0	0.1
Parts, attachments, and accessories for computer terminals and peripherals.....	11	5405	-	0.0	0.0	0.0	0.0	0.3
Parts, attachments, and accessories for computer terminals and peripherals.....	11	540501	-	0.0	0.0	0.0	0.0	0.3
Computer terminals (including POS and funds-transfer devices) and other computer peripherals.....	11	5406	-2.3	0.0	-2.3	0.0	0.0	0.0
Computer terminals (including POS and funds-transfer devices) and other computer peripherals.....	11	540602	-2.3	0.0	-2.3	0.0	0.0	0.0
Special industry machinery and equipment.....	11	6	4.5	0.8	0.4	0.4	0.1	-0.2
Food products machinery.....	11	61	5.2	0.8	0.1	0.0	0.2	0.0

See footnotes at end of table.

Table 7. Producer price index percentage changes for commodity and service groupings and individual items, not seasonally adjusted — Continued
[July 2023]

Title	Commodity code		Unadjusted 12-month percent change ¹	Unadjusted 1-month percent change ¹				
	Group code	Item code		July 2022 to July 2023 ^P	Feb. to Mar.	Mar. to Apr. ^P	Apr. to May ^P	May to June ^P
Dairy and milk products plant machinery and equipment.....	11	6101	3.5	0.6	0.0	0.0	1.8	0.0
Dairy and milk products plant machinery and equipment.....	11	610111	3.5	0.6	0.0	0.0	1.8	0.0
Commercial food products machinery (except packaging and cooking equipment).....	11	6104	6.3	0.0	0.0	0.0	0.0	0.0
Commercial food products machinery (except packaging and cooking equipment).....	11	610409	6.3	0.0	0.0	0.0	0.0	0.0
Industrial food products machinery for processing foods, beverages, & animal & fowl feed.....	11	6105	4.5	1.9	0.2	0.0	0.0	-0.1
Industrial food products machinery for processing foods, beverages, & animal & fowl feed.....	11	610501	4.5	1.9	0.2	0.0	0.0	-0.1
Other industrial food and feed machinery.....	11	6105012	0.2	0.0	0.7	0.0	-0.1	-0.2
Machinery for sorting, grading, and cleaning fruits, vegetables, eggs, and for processing meat.....	11	6105013	9.2	3.4	0.0	0.0	0.0	0.0
Parts and attachments for industrial food and feed products machinery.....	11	6105014	0.4	1.0	0.0	0.0	0.0	-0.3
Textile machinery and equipment.....	11	62	-0.1	0.0	0.0	0.0	0.0	0.0
Textile machinery (except parts, attachments, and accessories).....	11	6212	-0.1	0.0	0.0	0.0	0.0	0.0
Textile machinery (except parts, attachments, and accessories).....	11	621201	-0.1	0.0	0.0	0.0	0.0	0.0
Textile machinery parts and attachments.....	11	6277	0.0	0.0	0.0	0.0	0.0	0.0
Textile machinery parts and attachments.....	11	627701	0.0	0.0	0.0	0.0	0.0	0.0
Sawmill and woodworking machinery.....	11	63	8.6	5.9	0.0	0.0	0.0	0.0
Sawmill and woodworking machinery.....	11	6306	8.6	5.9	0.0	0.0	0.0	0.0
Sawmill and woodworking machinery, excluding parts and attachments (sold separately).....	11	630602	9.8	7.0	0.0	0.0	0.0	0.0
Parts, attachments, & accessories for sawmill & woodworking machinery.....	11	630603	1.9	0.0	0.0	0.0	0.0	0.0
Paper industries machinery.....	11	64	8.2	0.4	0.1	0.5	1.8	0.0
Paper industries machinery.....	11	6401	8.2	0.4	0.1	0.5	1.8	0.0
Paper industries machinery, excluding parts & attachments (sold separately).....	11	640114	6.9	0.5	0.0	0.2	2.5	0.0
Parts and attachments for paper industries machinery.....	11	640115	9.3	0.2	0.3	1.1	0.1	0.1
Printing trades machinery and equipment.....	11	65	1.8	0.2	0.3	0.2	-0.3	0.1
Other printing machinery and equipment.....	11	6509	2.1	0.2	0.3	0.0	-0.4	0.2
Other printing machinery and equipment, incl. pre-press preparation equipment & plates.....	11	650912	2.5	-0.1	0.6	-0.2	-0.8	0.3
Parts, attachments, & accessories for printing trades machinery.....	11	650913	1.8	0.6	0.2	0.0	0.0	0.0
Other special industry machinery.....	11	66	2.3	0.1	0.7	0.4	-0.4	-0.6
Plastics and rubber working machinery.....	11	6603	2.8	0.0	0.0	0.4	0.0	-0.1
Plastics working machinery and equipment, excluding patterns and molds, including parts.....	11	66039	2.8	0.0	0.0	0.5	0.0	-0.1
Plasticworking machinery (excluding parts).....	11	660391	2.3	0.0	0.0	0.5	0.0	0.0
Parts for plasticworking machinery.....	11	660395	4.6	0.0	0.2	0.4	0.0	-0.6
Miscellaneous special industry machinery.....	11	6606	2.3	0.2	0.9	0.4	-0.5	-0.7
Semiconductor manufacturing machinery and parts.....	11	660638	2.1	0.0	0.9	0.2	-1.4	0.0
Packing, packaging, and bottling machinery and parts.....	11	67	13.1	3.2	0.7	0.9	1.3	0.0
Packing, packaging, and bottling machinery and parts.....	11	6705	13.1	3.2	0.7	0.9	1.3	0.0
Packing, packaging, and bottling machinery, excluding parts.....	11	670501	13.6	4.2	0.0	1.1	1.5	0.0
Parts for packing, packaging, and bottling machinery.....	11	670502	11.2	0.0	2.9	0.0	0.5	0.0
Service industry machinery and parts.....	11	68	3.4	0.5	0.0	0.2	0.1	0.0
Service industry machinery and parts.....	11	6801	3.4	0.5	0.0	0.2	0.1	0.0
Commercial cooking and food warming equipment (incl. parts).....	11	68013	3.1	0.9	0.0	0.0	0.0	0.0
Commercial cooking equipment incl. ranges, deep-fat fryers, etc. except electric.....	11	680131	3.8	2.1	0.0	0.0	0.0	0.0
Commercial electric cooking equipment, incl. ranges, deep-fat fryers, etc.....	11	680132	3.3	0.1	0.0	0.0	0.0	0.0
Parts and accessories for commercial cooking and food warming equipment.....	11	680133	1.7	0.0	0.0	0.0	0.0	0.0
Other service industry machinery, incl. electronic teaching mach. & auto. maintenance equipment.....	11	68014	-	-	-	-	0.1	0.0
Coin-operated machines and mechanisms (incl. parts).....	11	680141	0.0	0.0	0.0	0.0	0.0	0.0
Commercial laundry and drycleaning machinery products (incl. parts).....	11	680143	10.4	0.0	0.0	0.9	0.0	0.0
Commercial and industrial floor & carpet cleaning machines, ex. vacuum cleaners (incl. parts).....	11	680145	7.7	0.0	0.0	0.0	0.5	0.7
Electronic teaching machines, teaching aids, etc., (incl. kits and parts).....	11	680147	1.2	1.2	0.0	0.0	0.0	0.0
All other parts and attachments for service industry equipment.....	11	680148	7.8	1.7	0.0	3.1	0.3	0.0
Other service industry equipment.....	11	680149	4.0	0.1	0.0	0.3	0.1	0.0
Electrical machinery and equipment.....	11	7	3.3	0.1	0.1	-0.2	0.3	0.5

See footnotes at end of table.

Table 7. Producer price index percentage changes for commodity and service groupings and individual items, not seasonally adjusted — Continued
[July 2023]

Title	Commodity code		Unadjusted 12-month percent change ¹	Unadjusted 1-month percent change ¹				
	Group code	Item code		July 2022 to July 2023 ^P	Feb. to Mar.	Mar. to Apr. ^P	Apr. to May ^P	May to June ^P
Wiring devices.....	11	71	12.9	0.5	0.2	0.0	0.7	0.0
Current-carrying wiring devices.....	11	7101	25.1	0.9	0.3	0.0	1.3	-0.1
Current-carrying switches for electrical circuitry (including vehicular switches).....	11	710143	8.3	2.9	0.6	0.0	0.0	0.1
Current-carrying wire connectors for electrical circuitry.....	11	710144	0.1	-0.5	-0.4	0.2	-2.0	-0.6
Current-carrying wiring devices n.e.c.....	11	710147	46.3	0.6	0.5	0.0	3.0	0.1
Noncurrent-carrying wiring devices.....	11	7102	3.4	0.0	0.0	0.0	0.1	0.1
Noncurrent-carrying electrical conduit and conduit fittings, incl.plastic conduit & fittings.....	11	710216	2.6	0.0	0.0	0.0	0.0	0.0
Other noncurrent-carrying wiring devices and supplies (boxes, covers, bar hangers, etc.).....	11	710217	2.0	-0.2	0.2	-0.2	0.4	-0.1
Porcelain, steatite, and other ceramic electrical products.....	11	710252	7.3	0.7	0.2	-0.2	0.0	1.1
Integrating and measuring instruments.....	11	72	4.1	0.1	0.0	0.5	0.0	0.5
Test equipment for electrical, radio, & communication circuits & motors. . .	11	7205	4.6	0.1	0.0	0.5	0.0	0.5
Test equipment for electrical, radio, & communication circuits & motors.....	11	720501	4.6	0.1	0.0	0.5	0.0	0.5
Motors, generators, motor generator sets.....	11	73	7.1	0.0	0.5	0.0	0.0	1.1
Fractional horsepower motors and generators.....	11	7303	3.9	0.0	0.0	0.3	0.3	0.0
Fractional horsepower motors and generators.....	11	730312	3.9	0.0	0.0	0.3	0.3	0.0
Integral horsepower motors and generators (excluding land transportation types).....	11	7304	2.7	0.0	0.0	0.0	0.0	0.0
Integral horsepower motors and generators (excluding land transportation types).....	11	730405	2.7	0.0	0.0	0.0	0.0	0.0
Parts and supplies for motors and generators.....	11	7309	12.5	0.0	0.0	0.0	0.0	0.5
Parts and supplies for motors and generators.....	11	730901	12.5	0.0	0.0	0.0	0.0	0.5
Other motors and generators.....	11	7311	9.6	0.0	1.1	0.0	0.0	2.2
Other motors and generators.....	11	731101	9.6	0.0	1.1	0.0	0.0	2.2
Prime mover generator sets, except steam & hydraulic turbine.	11	7311012	16.4	0.0	1.6	0.0	0.0	5.4
Transformers and power regulators.....	11	74	3.0	0.6	0.3	0.3	0.8	2.5
Power and distribution transformers, except parts.....	11	7409	-	0.7	0.3	0.0	1.0	-
Other transformers and parts for transformers.....	11	7411	-3.4	0.0	0.1	1.6	0.0	0.0
Switchgear, switchboard, industrial controls equipment.....	11	75	8.4	0.2	0.5	0.1	1.2	0.3
Industrial controls and related parts and accessories.....	11	7507	7.6	0.2	0.0	0.0	1.7	0.0
Industrial controls and related parts and accessories.....	11	750799	7.6	0.2	0.0	0.0	1.7	0.0
General-purpose industrial controls.....	11	7507991	8.7	0.3	0.0	0.0	2.3	0.0
Parts for industrial controls and motor-control accessories.....	11	7507992	4.2	0.0	0.0	0.0	0.3	0.0
Specific-purpose industrial controls.....	11	7507993	6.3	0.2	0.0	0.0	0.8	0.0
Switchgear and switchboard apparatus.....	11	7522	9.0	0.2	0.8	0.2	0.9	0.5
Switchgear and switchboard apparatus.....	11	752201	9.0	0.2	0.8	0.2	0.9	0.5
Low voltage panelboards and distribution boards, 1000 volts or less..	11	7522013	11.7	0.6	2.6	0.0	0.0	0.0
Switchgear, except relays and ducts.....	11	752201A	10.5	0.1	0.0	0.4	1.6	0.8
Communications and related equipment and miscellaneous electronic systems & equipment.....	11	76	2.3	0.0	0.4	0.0	0.3	0.0
Telephone and wireline data networking equipment.....	11	7601	4.3	0.0	0.0	0.0	3.8	-0.8
Other communications and related equipment, including broadcast and wireless.....	11	7603	2.5	0.0	1.0	0.0	0.0	0.1
Broadcast, studio, and related electronic equipment.....	11	760301	0.7	0.0	1.4	-0.6	-0.2	0.1
Radio station and wireless communication equipment.....	11	760302	2.0	0.0	1.1	0.0	0.0	0.0
Radio station equipment.....	11	7603022	5.6	0.0	4.6	0.0	0.0	0.0
Other broadcast and wireless communications systems and equipment.....	11	7603023	1.3	0.0	0.9	0.0	0.0	0.0
Intercommunications, alarm and traffic control systems.....	11	760303	5.7	0.0	0.1	0.2	-0.1	0.9
Alarm systems, including electric sirens and horns.....	11	7603031	10.6	0.0	0.0	0.0	0.0	1.4
Intercommunications systems, including inductive paging systems....	11	7603033	1.5	0.9	0.0	2.4	0.0	0.0
Electronic systems and equipment, n.e.c.....	11	7605	7.7	0.0	1.0	0.0	0.0	0.7
Electronic systems and equipment, n.e.c.....	11	760512	7.7	0.0	1.0	0.0	0.0	0.7
Search, detection, navigation & guidance systems and equipment.....	11	7606	1.4	0.0	0.0	0.0	0.1	0.0
Search, detection, navigation & guidance systems and equipment.....	11	760613	1.4	0.0	0.0	0.0	0.1	0.0
Electric lamp bulbs, tubes, and components.....	11	77	6.0	0.1	0.0	0.0	4.6	0.0
Electric lamp bulbs, tubes, and components.....	11	7704	6.0	0.1	0.0	0.0	4.6	0.0
Electric lamp bulbs, tubes, and components.....	11	770401	6.0	0.1	0.0	0.0	4.6	0.0
Electronic components and accessories.....	11	78	0.5	0.1	-0.5	-1.0	0.2	0.6
Relays for electronic circuitry, industrial control overload, and switchgear type.....	11	7821	7.9	0.0	0.0	0.0	0.0	0.0
Relays for electronic circuitry, industrial control overload, and switchgear type.....	11	782119	7.9	0.0	0.0	0.0	0.0	0.0

See footnotes at end of table.

Table 7. Producer price index percentage changes for commodity and service groupings and individual items, not seasonally adjusted — Continued
[July 2023]

Title	Commodity code		Unadjusted 12-month percent change ¹	Unadjusted 1-month percent change ¹				
	Group code	Item code		July 2022 to July 2023 ^P	Feb. to Mar.	Mar. to Apr. ^P	Apr. to May ^P	May to June ^P
Switches, mechanical, for electronic circuitry.....	11	7822	8.4	0.0	0.0	6.0	0.0	1.0
Switches, mechanical, for electronic circuitry.....	11	782299	8.4	0.0	0.0	6.0	0.0	1.0
Connectors for electronic circuitry.....	11	7824	6.1	2.3	-1.4	0.1	0.0	0.6
Connectors for electronic circuitry.....	11	782481	6.1	2.3	-1.4	0.1	0.0	0.6
Filters, crystals, and transducers.....	11	7828	0.2	0.6	0.0	0.9	0.0	0.0
Filters, crystals, and transducers.....	11	782890	0.2	0.6	0.0	0.9	0.0	0.0
Crystal, filter, piezoelectric, and other related electronic devices (exc. microwave filters).....	11	7828901	0.2	0.6	0.0	0.9	0.0	0.0
Integrated microcircuits.....	11	7839	-1.1	-0.4	-1.3	-0.6	0.4	-1.9
Integrated microcircuits.....	11	783911	-1.1	-0.4	-1.3	-0.6	0.4	-1.9
Other semiconductor and related devices.....	11	7847	7.6	0.0	0.0	0.0	0.0	3.7
Other semiconductor devices, including parts (such as chips, wafers and heat sinks).....	11	784711	7.6	0.0	0.0	0.0	0.0	3.7
Bare printed circuit boards.....	11	7849	4.7	0.0	0.0	0.0	1.4	0.0
Bare printed circuit boards.....	11	784901	4.7	0.0	0.0	0.0	1.4	0.0
Electronic coils, transformers, and other inductors.....	11	7853	9.8	1.0	0.3	0.0	0.3	0.0
Electronic coils, transformers, and other inductors.....	11	785399	9.8	1.0	0.3	0.0	0.3	0.0
Capacitors and resistors for electronic circuitry.....	11	7854	—	0.0	0.0	0.0	0.0	0.0
Capacitors for electronic circuitry.....	11	785411	4.2	0.0	0.0	0.0	0.0	0.0
Microwave components, electron tubes, and other electronic components, n.e.c.....	11	7856	4.2	0.5	0.1	0.0	0.3	1.9
Printed circuit assemblies, loaded boards, modules and consumer external modems.....	11	7861	-14.0	0.0	0.0	-6.2	0.1	0.3
Printed circuit assemblies, loaded boards, modules and consumer external modems.....	11	786199	-14.0	0.0	0.0	-6.2	0.1	0.3
Miscellaneous electrical machinery and equipment.....	11	79	2.9	0.0	0.0	0.1	0.1	0.8
Storage batteries.....	11	7901	1.3	-0.1	1.0	0.0	0.1	-0.1
Storage batteries, lead acid type, BCI dimensional group 8D or smaller.....	11	790103	1.1	-0.1	1.5	0.0	0.0	-0.2
Storage batteries, lead acid type, larger than BCI dimensional group 8D.....	11	790104	2.2	0.0	0.0	0.0	0.8	0.0
Storage batteries (excluding lead acid), including parts for all storage batteries.....	11	790105	2.2	0.0	0.0	0.0	0.0	0.0
Primary batteries.....	11	7902	2.5	0.1	-0.1	-0.3	0.7	0.4
Primary batteries.....	11	790229	2.5	0.1	-0.1	-0.3	0.7	0.4
Carbon and graphite products.....	11	7903	19.8	0.5	-0.4	0.2	0.0	0.4
X-ray and electromedical equipment.....	11	7905	2.8	0.0	0.0	0.1	0.0	1.2
Irradiation equipment.....	11	790512	0.8	0.0	0.0	0.0	0.0	0.0
Electromedical equipment, including diagnostic, therapeutic and patient monitoring equipment.....	11	790541	3.6	0.0	0.0	0.2	0.0	1.6
Miscellaneous electrical industrial apparatus.....	11	7929	-5.4	0.0	-0.8	-0.3	1.0	-0.4
Rectifying apparatus.....	11	792902	5.9	0.0	1.8	0.0	0.0	0.0
Other electrical equipment for industrial use, except for electronic circuitry.....	11	792904	-11.0	0.0	-1.8	-0.4	1.4	-0.5
All other electrical equipment and components, except industrial.....	11	7939	0.3	0.0	0.0	0.0	0.0	0.0
All other electrical equipment and components, except industrial.....	11	793901	0.3	0.0	0.0	0.0	0.0	0.0
Miscellaneous instruments.....	11	8	6.4	0.3	0.3	0.4	0.2	0.4
Automatic environmental controls for monitoring residential, commercial, and appliance use.....	11	81	6.7	0.0	1.1	2.1	0.1	0.0
Automatic environmental controls for monitoring residential, commercial, and appliance use.....	11	8105	6.7	0.0	1.1	2.1	0.1	0.0
Automatic environmental controls for monitoring residential, commercial, and appliance use.....	11	810501	6.7	0.0	1.1	2.1	0.1	0.0
Industrial process control instruments.....	11	82	5.1	0.1	0.2	0.2	0.6	-0.3
Industrial process control instruments.....	11	8201	5.1	0.1	0.2	0.2	0.6	-0.3
Industrial process control instruments.....	11	820171	5.1	0.1	0.2	0.2	0.6	-0.3
Fluid meters and counting devices.....	11	84	10.8	2.7	1.3	0.3	0.6	0.7
Fluid meters and counting devices.....	11	8401	10.8	2.7	1.3	0.3	0.6	0.7
Engineering and scientific instruments.....	11	85	7.7	0.0	0.5	0.2	0.0	1.8
Aeronautical, nautical, and navigational instruments.....	11	8501	6.0	0.0	0.6	0.0	0.0	2.2
Aeronautical, nautical, and navigational instruments.....	11	850111	6.0	0.0	0.6	0.0	0.0	2.2
Hospital beds and specialized hospital furniture.....	11	8504	15.7	—	0.0	1.0	0.0	0.0
Hospital beds and specialized hospital furniture.....	11	850404	15.7	—	0.0	1.0	0.0	0.0
Measuring instruments and lenses.....	11	86	4.7	0.4	0.2	0.7	-0.1	-0.3
Sighting, tracking, and fire-control equipment, optical type.....	11	8601	1.1	0.0	0.0	0.0	-1.4	0.0
Sighting, tracking, and fire-control equipment, optical type.....	11	860111	1.1	0.0	0.0	0.0	-1.4	0.0
All other miscellaneous optical instruments and lenses.....	11	8602	3.8	1.2	0.5	0.0	-0.2	-0.1

See footnotes at end of table.

Table 7. Producer price index percentage changes for commodity and service groupings and individual items, not seasonally adjusted — Continued
[July 2023]

Title	Commodity code		Unadjusted 12-month percent change ¹	Unadjusted 1-month percent change ¹				
	Group code	Item code		July 2022 to July 2023 ^P	Feb. to Mar.	Mar. to Apr. ^P	Apr. to May ^P	May to June ^P
All other miscellaneous optical instruments and lenses.....	11	860211	3.8	1.2	0.5	0.0	-0.2	-0.1
Laboratory analytical instruments.....	11	8603	5.3	0.2	0.2	0.8	0.1	-0.4
Laboratory analytical instruments.....	11	860311	5.3	0.2	0.2	0.8	0.1	-0.4
Measuring & controlling devices, n.e.c.....	11	89	8.5	-0.5	-0.2	0.0	0.1	0.4
Aircraft engine instruments.....	11	8901	7.7	0.0	-2.3	0.0	2.3	3.7
Aircraft engine instruments.....	11	890199	7.7	0.0	-2.3	0.0	2.3	3.7
Nuclear radiation detection & monitoring instruments.....	11	8904	8.8	0.1	0.0	0.4	0.4	0.0
Nuclear radiation detection & monitoring instruments.....	11	890499	8.8	0.1	0.0	0.4	0.4	0.0
Physical properties and kinematic testing equipment.....	11	8905	12.8	0.0	0.0	0.0	0.0	0.0
Physical properties and kinematic testing equipment.....	11	890599	12.8	0.0	0.0	0.0	0.0	0.0
Commercial, geophysical, meteorological, surveying, drafting & general-purpose instruments.....	11	8906	4.2	-1.7	0.2	0.0	-0.6	0.0
Commercial, geophysical, meteorological & general-purpose instruments.....	11	890699	4.2	-1.7	0.2	0.0	-0.6	0.0
Miscellaneous machinery.....	11	9	5.6	0.5	0.4	0.2	0.1	0.0
Oil field and gas field machinery.....	11	91	6.9	0.3	0.3	0.0	0.0	0.0
Oil and gas field drilling, surveying, and cementing machinery (except parts sold separately).....	11	9102	7.6	0.0	0.0	0.0	0.0	0.0
Oil and gas field drilling, surveying, and cementing machinery (except parts sold separately).....	11	910201	7.6	0.0	0.0	0.0	0.0	0.0
Oil field and gas field production machinery (except pumps and parts sold separately).....	11	9104	3.2	-0.2	1.1	0.0	0.0	0.0
Oil field and gas field production machinery (except pumps and parts sold separately).....	11	910456	3.2	-0.2	1.1	0.0	0.0	0.0
Parts and attachments for oil and gas field machinery and equipment.....	11	9106	9.1	1.6	0.0	0.0	0.0	0.0
Parts and attachments for oil and gas field drilling machinery and equipment.....	11	910602	—	2.1	0.0	0.0	0.0	—
Parts and attachments for oil and gas field production machinery and equipment.....	11	910604	3.9	0.8	0.0	0.0	0.0	0.0
Mining machinery and equipment.....	11	92	10.3	0.0	4.1	0.3	0.0	0.4
Mining machinery and equipment (except parts sold separately).....	11	9207	11.5	0.0	4.7	0.3	0.0	0.5
Underground mining machinery (except parts sold separately).....	11	920701	19.3	0.0	13.5	0.1	0.0	0.0
Crushing, pulverizing, & screening machinery (except parts sold separately).....	11	920702	—	0.0	0.0	0.0	0.0	—
Drills and other mining machinery (except parts sold separately).....	11	920703	9.0	0.0	0.0	1.0	0.0	1.5
Mineral processing & beneficiation machinery (except parts sold separately).....	11	920704	7.2	0.0	0.0	0.0	0.0	0.0
Parts and attachments for mining machinery and equipment (sold separately).....	11	9253	6.8	0.0	2.0	0.1	0.2	0.0
Parts and attachments for mining machinery and equipment (sold separately).....	11	925303	6.8	0.0	2.0	0.1	0.2	0.0
Internal combustion engines.....	11	94	6.5	0.0	0.3	0.0	0.1	0.6
Diesel, semidiesel, and dual-fuel engines (except automotive).....	11	9407	9.0	0.0	0.0	0.0	0.6	0.0
Diesel, semidiesel, and dual-fuel engines (except automotive).....	11	940725	9.0	0.0	0.0	0.0	0.6	0.0
Diesel, semidiesel, and dual-fuel engines for automobiles, trucks, and buses.....	11	9408	4.1	0.0	0.6	0.0	0.0	0.0
Diesel, semidiesel, and dual-fuel engines for automobiles, trucks, and buses.....	11	940811	4.1	0.0	0.6	0.0	0.0	0.0
Parts & accessories for internal combustion engines, ex. aircraft & gasoline automotive engines.....	11	9413	6.5	0.0	0.4	0.0	0.0	0.0
Parts & accessories for internal combustion engines, ex. aircraft & gasoline automotive engines.....	11	941301	6.5	0.0	0.4	0.0	0.0	0.0
Machine shop products.....	11	95	5.6	0.1	0.2	0.5	0.2	0.2
Machine shop products.....	11	9505	5.6	0.1	0.2	0.5	0.2	0.2
Machine shop job work and job order repairs.....	11	950501	5.6	0.1	0.2	0.5	0.2	0.2
Turbines and turbine generator sets.....	11	97	1.6	3.9	0.2	0.2	-0.2	-2.1
Turbines and turbine generator sets (excluding parts).....	11	9701	1.6	3.9	0.2	0.2	-0.2	-2.1
Steam, gas, and other turbines and turbine generators.....	11	970103	-1.2	0.8	0.1	0.1	0.2	-2.4
Parts & accessories for turbines, turbine generators, and turbine generator sets.....	11	98	1.2	0.0	0.0	0.0	0.0	0.1
Parts & accessories for turbines, turbine generators, and turbine generator sets.....	11	9801	1.2	0.0	0.0	0.0	0.0	0.1
Parts & accessories for turbines, turbine generators, and turbine generator sets.....	11	980101	1.2	0.0	0.0	0.0	0.0	0.1
Furniture and household durables.....	12	—	3.5	0.1	0.0	0.3	0.1	0.1
Household furniture.....	12	1	1.9	0.2	-0.3	-0.1	0.4	0.3
Metal household furniture.....	12	11	3.2	0.2	-0.6	0.0	0.3	0.0

See footnotes at end of table.

Table 7. Producer price index percentage changes for commodity and service groupings and individual items, not seasonally adjusted — Continued
[July 2023]

Title	Commodity code		Unadjusted 12-month percent change ¹	Unadjusted 1-month percent change ¹				
	Group code	Item code		July 2022 to July 2023 ^P	Feb. to Mar.	Mar. to Apr. ^P	Apr. to May ^P	May to June ^P
Metal household furniture.....	12	1101	3.2	0.2	-0.6	0.0	0.3	0.0
Metal household dining room and kitchen furniture.....	12	110102	-0.2	1.2	-3.6	0.0	1.7	0.3
Other metal household furniture.....	12	110104	5.1	0.0	0.0	0.0	0.0	0.0
Metal household furniture, beds, nonupholstered.....	12	1101041	10.9	0.0	0.0	0.0	0.0	0.0
Wood household furniture (nonupholstered).....	12	12	7.3	0.6	-2.1	-0.1	3.5	2.2
Wood household furniture (nonupholstered).....	12	1206	-	0.6	-2.1	-0.1	3.5	2.2
Wood living room furniture (nonupholstered).....	12	120602	3.6	0.0	-0.9	0.0	1.1	0.5
Wood dining room, outdoor, and ready-to-assemble furniture (nonupholstered).....	12	120603	-	1.5	-2.3	0.1	4.8	0.8
Wood bedroom furniture, including infants' and children's, (nonupholstered).....	12	120605	2.3	0.0	0.6	-0.2	0.4	0.1
Upholstered household furniture.....	12	13	0.7	0.2	0.0	0.1	0.0	0.0
Upholstered household furniture.....	12	1301	0.7	0.2	0.0	0.1	0.0	0.0
Dual purpose sleep furniture, incl. convertible sofa.....	12	130123	-0.2	0.2	0.0	0.0	0.0	0.0
Upholstered household furniture.....	12	130141	0.7	0.2	0.0	0.1	0.0	0.0
Upholstered household davenports, sofas, loveseats, and settees.....	12	1301411	0.0	0.2	-0.1	0.0	0.0	0.0
Upholstered household sectional sofa pieces.....	12	1301412	1.4	0.1	0.0	0.0	0.0	0.0
Upholstered household rocking chairs, including swivel rockers.....	12	1301413	-1.3	1.8	0.0	0.5	0.0	0.0
Other upholstered household furniture, including custom.....	12	1301415	1.4	0.0	0.1	0.3	0.3	0.0
Bedding.....	12	14	1.6	0.0	0.0	-0.3	0.1	0.0
Bedding.....	12	1401	1.6	0.0	0.0	-0.3	0.1	0.0
Innerspring mattresses, excluding crib size.....	12	140104	4.1	-0.2	0.0	0.0	0.3	0.0
Mattress foundations.....	12	140107	-4.1	0.6	-0.5	-6.0	-0.4	0.4
Mattresses, other types, including crib, foam, waterbed mattresses and mattress inserts.....	12	140114	3.8	0.0	0.0	0.0	0.0	0.0
Sleep system ensembles and mattresses, excluding conventional waterbeds.....	12	140122	-7.4	0.0	0.0	0.0	0.0	0.0
Mattress and foundation sets.....	12	140134	-1.7	0.2	0.0	0.0	0.0	0.0
Metal porch, lawn, outdoor & casual furniture.....	12	15	6.9	0.0	0.0	0.0	-1.8	0.0
Porch and lawn furniture.....	12	1501	6.9	0.0	0.0	0.0	-1.8	0.0
Metal porch, lawn, outdoor & casual furniture.....	12	150112	6.9	0.0	0.0	0.0	-1.8	0.0
Nonupholstered household furniture, except wood and metal.....	12	16	0.3	0.0	0.0	0.0	0.0	0.0
Nonupholstered household furniture, except wood and metal.....	12	1601	0.3	0.0	0.0	0.0	0.0	0.0
Nonupholstered household furniture, except wood and metal.....	12	160101	0.3	0.0	0.0	0.0	0.0	0.0
Commercial furniture.....	12	2	5.5	0.5	-0.1	0.5	-0.3	0.7
Wood office furniture and store fixtures.....	12	21	6.0	0.2	0.5	-0.4	-0.1	1.8
Wood office furniture and store fixtures.....	12	2101	6.0	0.2	0.5	-0.4	-0.1	1.8
Wood office seating, including upholstered.....	12	210112	-3.1	0.1	0.4	0.0	0.0	1.2
Wood office desks and extensions.....	12	210113	6.9	0.4	0.5	0.0	0.7	0.0
Wood office files, storage units, and tables.....	12	210114	2.9	0.3	0.4	0.0	0.4	0.0
Wood office furniture, other types (incl. panel/desking systems).....	12	210116	2.1	0.1	0.3	0.0	0.0	0.0
Fixtures for stores, banks and offices.....	12	210161	7.4	0.2	0.6	-0.5	-0.2	2.0
Custom architectural woodwork, millwork, and fixtures.....	12	2101611	8.5	0.5	0.0	-0.7	0.0	2.4
Wood lockers, partitions, and shelving (except custom).....	12	2101612	1.9	-3.9	1.3	-0.2	-4.1	2.5
Wood furniture dimensions and nonwood furniture parts and frames.....	12	2101615	18.1	1.5	8.1	1.8	0.3	2.4
Nonwood furniture and store fixtures.....	12	22	5.2	0.8	-0.9	1.5	-0.5	-0.2
Nonwood commercial storage units, files, and tables.....	12	2202	10.1	1.2	-3.8	6.9	0.5	0.7
Nonwood commercial storage units, files, and tables.....	12	220202	10.1	1.2	-3.8	6.9	0.5	0.7
Nonwood commercial furniture.....	12	2203	8.9	0.0	-2.3	1.2	0.0	0.0
Nonwood commercial desks and extensions.....	12	220321	-	-	-	-	-	0.0
Nonwood office seating.....	12	220325	6.4	-0.5	-6.2	4.8	0.0	0.0
Nonwood office furniture panel systems, and other nonwood office furniture.....	12	220326	10.7	0.3	0.3	-1.3	-0.1	0.0
Nonwood partitions and fixtures.....	12	2204	0.1	1.7	1.9	0.0	-1.5	-0.6
Storage racks and accessories, except wood.....	12	220407	-12.4	4.3	6.1	0.0	-2.3	-2.7
Fixtures (bank, office, and store) except wood.....	12	220409	14.0	1.2	0.0	1.7	-0.7	0.0
Public building furniture.....	12	23	3.7	0.0	0.1	0.2	0.0	0.0
Public building furniture.....	12	2301	3.7	0.0	0.1	0.2	0.0	0.0
School furniture (except stone and concrete), excluding library furniture.....	12	230101	4.1	0.0	0.4	0.0	0.0	0.0
Public building and related furniture, excluding school & restaurant furniture.....	12	230102	3.4	0.0	-0.1	0.3	0.0	0.0
Commercial furniture and fixtures, n.e.c.....	12	24	5.4	0.2	0.8	0.1	0.0	0.4
Commercial furniture and fixtures, n.e.c.....	12	2401	5.4	0.2	0.8	0.1	0.0	0.4

See footnotes at end of table.

Table 7. Producer price index percentage changes for commodity and service groupings and individual items, not seasonally adjusted — Continued
 [July 2023]

Title	Commodity code		Unadjusted 12-month percent change ¹	Unadjusted 1-month percent change ¹				
	Group code	Item code		July 2022 to July 2023 ^P	Feb. to Mar.	Mar. to Apr. ^P	Apr. to May ^P	May to June ^P
Bar, bowling center, cafeteria, and restaurant furniture.....	12	240104	2.2	0.0	0.4	0.0	0.0	0.0
Other commercial and institutional furniture and fixtures, n.e.c.....	12	240108	7.2	0.3	1.0	0.2	0.1	0.5
Floor coverings.....	12	3	2.0	-0.2	0.4	-0.2	-0.4	0.0
Carpets and rugs.....	12	31	1.9	-0.3	0.5	-0.2	-0.5	0.0
Carpet and rugs.....	12	3101	1.9	-0.3	0.5	-0.2	-0.5	0.0
Carpet and rugs.....	12	310101	1.9	-0.3	0.5	-0.2	-0.5	0.0
Resilient floor coverings.....	12	32	2.3	0.0	0.0	0.0	0.0	0.0
Resilient floor coverings.....	12	3201	2.3	0.0	0.0	0.0	0.0	0.0
Resilient floor coverings.....	12	320170	2.3	0.0	0.0	0.0	0.0	0.0
Household appliances.....	12	4	1.7	-0.4	0.2	1.1	0.1	-0.4
Major appliances.....	12	41	1.6	-0.5	0.2	1.3	0.2	-0.5
Household cooking appliances.....	12	4101	3.3	-1.1	0.3	2.6	0.2	-0.7
Electric household ranges, ovens (including microwave), surface cooking units, and equipment.....	12	410105	2.0	0.6	2.7	0.2	-2.0	-0.5
Gas household ranges, ovens, surface cooking units and equipment. ...	12	410139	-0.2	-1.5	-2.1	1.6	0.1	-0.7
Other household ranges and cooking equipment, including outdoor equipment.....	12	410169	10.4	-2.5	0.0	6.1	2.6	-0.9
Household refrigeration equipment.....	12	4103	1.7	-0.2	-0.1	0.6	-0.2	-0.3
Household refrigerators, including refrigerator-freezer combinations.....	12	410329	1.6	-0.2	0.2	0.3	-0.3	-0.6
Other major household appliances including room air-conditioners.....	12	4104	0.6	0.3	0.5	0.5	0.7	-0.3
Room air-conditioners.....	12	410445	-	0.0	0.0	0.0	1.0	0.0
Household vacuum cleaners, including parts and attachments.....	12	43	4.7	-0.3	0.9	-0.1	0.3	0.0
Household vacuum cleaners and other floor care machines (including parts and attachments).....	12	4301	4.7	-0.3	0.9	-0.1	0.3	0.0
Household vacuum cleaners and other floor care machines (including parts and attachments).....	12	430114	4.7	-0.3	0.9	-0.1	0.3	0.0
Electric housewares and fans.....	12	44	0.6	0.0	0.0	0.3	-0.1	0.0
Parts and attachments for small electric household appliances, including fan parts.....	12	4403	3.3	0.0	0.0	0.0	0.0	0.0
Parts and attachments for small electric household appliances, including fan parts.....	12	440311	3.3	0.0	0.0	0.0	0.0	0.0
Small electric household appliances, including fans.....	12	4404	0.3	0.0	0.0	0.3	-0.1	0.0
Small electric household appliances, including fans.....	12	440401	0.3	0.0	0.0	0.3	-0.1	0.0
Portable residential lighting fixtures, including parts and accessories.....	12	45	5.7	0.0	0.0	0.0	0.0	0.0
Portable residential lighting fixtures, including parts and accessories.....	12	4501	5.7	0.0	0.0	0.0	0.0	0.0
Portable residential lighting fixtures, including parts and accessories.....	12	450135	5.7	0.0	0.0	0.0	0.0	0.0
Home electronic equipment.....	12	5	2.8	0.0	0.0	0.0	0.0	0.0
Speakers and commercial sound equipment.....	12	57	2.5	0.0	0.0	0.0	0.0	0.0
Speakers and commercial sound equipment.....	12	5707	2.5	0.0	0.0	0.0	0.0	0.0
Speakers and commercial sound equipment.....	12	570708	2.5	0.0	0.0	0.0	0.0	0.0
Other home electronic equipment.....	12	58	3.7	0.0	0.0	0.0	0.0	0.0
Other home electronic equipment, including television receivers and automotive A/V equipment.....	12	5803	3.7	0.0	0.0	0.0	0.0	0.0
All other consumer audio and video equipment, excluding TV receivers and automotive A/V equip.....	12	580301	3.6	0.0	0.0	0.0	0.0	0.0
Other household durable goods.....	12	6	5.1	0.3	0.1	-0.6	0.5	-0.4
Vitreous china, fine earthenware, and other pottery products.....	12	61	3.6	0.0	0.0	2.6	0.0	0.0
Vitreous china, porcelain, and earthenware table and kitchenware and other pottery products.....	12	6101	3.6	0.0	0.0	2.6	0.0	0.0
Vitreous china, porcelain, and earthenware (semivitreous) table and kitchenware.....	12	610104	1.6	0.0	0.0	0.0	0.0	0.0
All other pottery products (including china decorated for the trade).....	12	610105	4.3	0.0	0.0	3.1	0.0	0.0
Mirrors (decorated and undecorated).....	12	65	4.3	1.3	-0.9	-3.1	2.9	-2.2
Mirrors (decorated and undecorated), made from purchased glass.....	12	6501	4.3	1.3	-0.9	-3.1	2.9	-2.2
Mirrors (decorated and undecorated), made from purchased glass.....	12	650104	4.3	1.3	-0.9	-3.1	2.9	-2.2
Lawn/garden equipment.....	12	66	3.7	-0.1	0.3	-0.3	0.0	0.0
Parts and attachments for consumer lawn, garden, and snow equipment.....	12	6605	4.4	-1.3	0.2	-1.4	0.0	0.4
Parts and attachments for consumer lawn, garden, and snow equipment.....	12	660503	4.4	-1.3	0.2	-1.4	0.0	0.4
Consumer lawn, garden, and snow equipment.....	12	6607	3.3	0.0	0.3	-0.2	0.0	-0.1
Consumer lawn, garden, and snow equipment.....	12	660701	3.3	0.0	0.3	-0.2	0.0	-0.1
Consumer riding lawn, garden, and snow equipment.....	12	6607011	1.6	0.0	0.0	0.0	0.0	0.0

See footnotes at end of table.

Table 7. Producer price index percentage changes for commodity and service groupings and individual items, not seasonally adjusted — Continued
 [July 2023]

Title	Commodity code		Unadjusted 12-month percent change ¹	Unadjusted 1-month percent change ¹				
	Group code	Item code		July 2022 to July 2023 ^P	Feb. to Mar.	Mar. to Apr. ^P	Apr. to May ^P	May to June ^P
Consumer nonriding lawn, garden, and snow equipment.....	12	6607012	4.5	0.0	0.7	-0.4	0.0	-0.1
Cutlery, flatware (except precious), razors and razor blades.....	12	67	3.2	0.1	1.3	0.0	0.0	0.0
Cutlery, flatware (except precious), razors and razor blades.....	12	6701	3.2	0.1	1.3	0.0	0.0	0.0
Cutlery, scissors, shears, trimmers, and snips.....	12	670141	11.0	0.1	2.9	0.0	0.0	0.0
Metal kitchen utensil, pots, and pans.....	12	68	1.1	1.1	0.0	0.0	0.0	0.0
Metal kitchen utensil, pots, and pans.....	12	6801	1.1	1.1	0.0	0.0	0.0	0.0
Stamped and spun kitchen utensils, aluminum.....	12	680101	-	1.3	0.0	0.0	0.0	0.0
Window shades, blinds, and accessories.....	12	69	14.7	0.1	0.0	0.0	0.0	0.0
Window shades, blinds, and accessories.....	12	6901	14.7	0.1	0.0	0.0	0.0	0.0
Window shades and window shade accessories and rollers.....	12	690101	20.2	0.0	0.0	0.0	0.0	0.0
Other shades and blinds, including curtain and drapery fixtures, poles, & rods.....	12	690103	-	0.0	0.0	-0.1	0.0	0.0
Nonmetallic mineral products.....	13	-	6.8	0.3	-0.2	0.2	0.2	0.3
Glass.....	13	1	6.4	-0.1	-0.2	-0.4	0.3	0.2
Flat glass.....	13	11	6.9	-0.2	-0.3	-0.6	0.4	0.3
Specialty glass.....	13	1107	7.6	0.1	-0.1	-0.9	-0.2	0.0
Specialty glass.....	13	110703	7.6	0.1	-0.1	-0.9	-0.2	0.0
Other glass products, made by flat glass producers.....	13	1107034	3.2	0.0	0.0	0.0	0.0	0.0
Flat glass (float, sheet, and plate process).....	13	1108	-	-0.9	-0.8	0.3	2.4	1.2
Flat glass (float, sheet, and plate process).....	13	110811	-	-0.9	-0.8	0.3	2.4	1.2
Other finished glassware.....	13	13	4.9	0.0	0.0	0.3	0.0	0.1
Pressed and blown glassware.....	13	1301	4.9	0.0	0.0	0.3	0.0	0.1
Machine-made pressed & blown table, kitchen, art, & novelty glassware.....	13	130116	4.8	0.0	0.0	0.0	0.0	0.0
All other machine-made pressed and blown glassware.....	13	130117	5.1	0.0	0.0	0.1	0.0	0.2
Handmade pressed and blown glassware.....	13	130118	7.9	0.2	0.0	6.7	0.0	0.0
Concrete ingredients and related products.....	13	2	9.2	0.1	0.1	0.3	0.4	0.5
Construction sand, gravel, and crushed stone.....	13	21	8.0	0.1	0.1	0.2	0.6	0.0
Construction sand, gravel and crushed stone.....	13	2101	8.0	0.1	0.1	0.2	0.6	0.0
Construction sand and gravel (run of pit/bank, washed, screened, etc.)..	13	210120	5.8	-0.4	1.2	0.8	0.1	0.3
Construction sand and gravel, Northeast.....	13	2101201	5.9	0.0	0.7	-0.7	0.0	0.0
Construction sand and gravel, Midwest.....	13	2101202	8.9	-1.3	2.6	1.6	0.0	0.0
Construction sand and gravel, West.....	13	2101204	6.6	-0.3	1.1	1.2	0.2	0.7
Crushed and broken stone.....	13	210121	9.1	0.3	-0.4	-0.1	0.9	-0.1
Crushed and broken limestone.....	13	2101212	8.4	0.3	-0.2	0.0	0.4	0.5
Crushed and broken granite.....	13	2101213	13.3	0.0	2.4	-0.9	1.5	-0.6
Bituminous limestone, sandstone, & other crushed & broken stone. ...	13	2101219	7.9	0.4	-3.9	0.1	2.4	-2.3
Cement, hydraulic.....	13	22	12.6	0.2	0.1	0.6	-0.1	1.7
Cement, hydraulic.....	13	2201	12.6	0.2	0.1	0.6	-0.1	1.7
Cement, hydraulic.....	13	220161	12.6	0.2	0.1	0.6	-0.1	1.7
Concrete products.....	13	3	9.6	0.7	0.6	0.9	-0.1	0.5
Concrete block and brick.....	13	31	9.3	0.3	1.0	0.0	0.1	0.0
Structural concrete block.....	13	3111	11.0	-0.1	1.0	0.1	0.2	0.0
Structural concrete block.....	13	311135	11.0	-0.1	1.0	0.1	0.2	0.0
Structural concrete block, lightweight units (weighing less than 105 lb/cubic ft.) (dry weight).....	13	3111351	10.9	-0.3	1.8	0.0	0.0	0.0
Structural concrete block, mediumweight units (weighing 105 - 124 lb/cubic ft.) (dry weight).....	13	3111352	13.9	0.0	0.4	0.5	0.2	0.0
Structural concrete block, normalweight units (weighing 125 lb or more/cubic ft.) (dry weight).....	13	3111353	9.7	-0.1	0.5	0.0	0.4	0.0
Decorative concrete block.....	13	3121	7.5	0.5	0.8	0.0	0.0	0.0
Decorative concrete block (including screen, split, slump, shadowal block, etc.).....	13	312101	7.5	0.5	0.8	0.0	0.0	0.0
Concrete brick.....	13	3131	8.2	0.5	1.0	0.0	0.0	0.0
Concrete brick.....	13	313101	8.2	0.5	1.0	0.0	0.0	0.0
Concrete pavers.....	13	3141	8.6	0.5	1.0	0.0	0.0	0.0
Concrete pavers (including grid, interlocking, etc.).....	13	314101	8.6	0.5	1.0	0.0	0.0	0.0
Concrete pipe.....	13	32	13.5	-3.4	0.7	0.4	1.7	0.0
Concrete pipe.....	13	3201	13.5	-3.4	0.7	0.4	1.7	0.0
Concrete pipe.....	13	320108	13.5	-3.4	0.7	0.4	1.7	0.0
Concrete storm sewer pipe.....	13	3201082	10.5	-1.0	0.0	0.4	-0.1	0.0
Concrete pipe, except concrete culvert and storm sewer pipe.....	13	3201083	7.0	0.0	0.0	0.2	3.1	0.0

See footnotes at end of table.

Table 7. Producer price index percentage changes for commodity and service groupings and individual items, not seasonally adjusted — Continued
 [July 2023]

Title	Commodity code		Unadjusted 12-month percent change ¹	Unadjusted 1-month percent change ¹				
	Group code	Item code		July 2022 to July 2023 ^P	Feb. to Mar.	Mar. to Apr. ^P	Apr. to May ^P	May to June ^P
Ready-mix concrete.....	13	33	10.4	0.9	0.7	1.3	-0.5	0.6
Ready-mix concrete.....	13	3301	10.4	0.9	0.7	1.3	-0.5	0.6
Ready-mix concrete.....	13	330101	10.4	0.9	0.7	1.3	-0.5	0.6
Northeast region ready-mix concrete.....	13	330101A	12.6	1.8	1.6	4.1	-0.5	0.0
Midwest region ready-mix concrete.....	13	330101B	13.4	1.7	0.2	1.5	-1.9	1.3
South region ready-mix concrete.....	13	330101C	9.7	0.7	0.4	0.9	0.1	0.9
West region ready-mix concrete.....	13	330101D	8.2	0.3	1.3	0.6	-0.2	-0.2
Precast concrete products.....	13	34	7.3	1.2	0.1	0.4	0.7	0.4
Precast concrete products.....	13	3401	7.3	1.2	0.1	0.4	0.7	0.4
Precast concrete products.....	13	340106	7.3	1.2	0.1	0.4	0.7	0.4
Precast concrete slabs and tile, roof and floor units.....	13	3401061	8.7	0.0	0.0	0.0	0.0	0.0
Precast concrete architectural wall panels.....	13	3401062	1.5	0.0	-0.1	0.6	0.0	0.0
Burial vaults and boxes, precast concrete.....	13	3401063	5.9	0.0	0.0	0.0	0.0	0.0
Precast concrete products (excl burial vaults and boxes, slabs and tile, and arch. wall panels).....	13	3401064	8.5	1.7	0.1	0.5	0.9	0.5
Prestressed concrete products.....	13	35	4.4	0.1	0.7	-0.2	-0.3	0.0
Prestressed concrete products.....	13	3501	4.4	0.1	0.7	-0.2	-0.3	0.0
Prestressed concrete products.....	13	350107	4.4	0.1	0.7	-0.2	-0.3	0.0
Prestressed concrete bridge beams and solid and hollow cored slabs and panels.....	13	3501071	4.2	-0.4	-0.3	-0.3	-0.6	0.0
Prestressed concrete bridge beams.....	13	35010711	4.9	-0.3	0.0	0.1	-0.4	0.0
Prestressed concrete solid and hollow cored slabs and panels.....	13	35010712	2.8	-0.6	-1.0	-1.5	-1.0	0.0
Prestressed concrete products (excl bridge beams and solid and hollow cored slabs and panels).....	13	3501072	4.1	0.8	1.8	0.0	0.0	0.0
Clay construction products ex. refractories.....	13	4	7.1	-0.3	0.8	1.2	0.4	0.0
Brick and structural clay tile.....	13	42	7.6	0.8	0.0	0.2	0.0	0.0
Building or common brick.....	13	4201	7.5	0.7	0.0	0.2	0.0	0.0
Building or common brick.....	13	420101	7.5	0.7	0.0	0.2	0.0	0.0
Glazed brick and other brick (paving, floor, and sewer).....	13	4202	11.7	2.2	0.0	0.0	0.0	0.0
Glazed brick and other brick (paving, floor, and sewer).....	13	420201	11.7	2.2	0.0	0.0	0.0	0.0
Clay floor and wall tile, glazed and unglazed.....	13	44	6.3	-2.2	1.9	2.4	0.9	0.0
Clay floor and wall tile, glazed and unglazed (including quarry tile and ceramic mosaic tile).....	13	4401	6.3	-2.2	1.9	2.4	0.9	0.0
Clay floor and wall tile, glazed and unglazed (including quarry tile and ceramic mosaic tile).....	13	440131	6.3	-2.2	1.9	2.4	0.9	0.0
Structural clay products, n.e.c.....	13	45	9.3	5.7	0.0	0.0	0.0	0.0
Structural clay products, n.e.c.....	13	4501	9.3	5.7	0.0	0.0	0.0	0.0
All other structural clay products, excluding clay refractories.....	13	450199	8.3	7.1	0.0	0.0	0.0	0.0
Refractories.....	13	5	5.2	-0.3	0.0	0.4	0.1	-0.2
Clay refractories.....	13	52	4.6	0.0	0.0	0.0	0.0	0.0
Clay refractories.....	13	5201	4.6	0.0	0.0	0.0	0.0	0.0
Clay refractories.....	13	520181	4.6	0.0	0.0	0.0	0.0	0.0
Nonclay refractories.....	13	53	6.6	-1.1	0.1	1.5	0.3	-0.6
Nonclay refractories (excluding dead-burned magnesia).....	13	5301	6.6	-1.1	0.1	1.5	0.3	-0.6
Nonclay refractories (excluding dead-burned magnesia).....	13	530112	6.6	-1.1	0.1	1.5	0.3	-0.6
Asphalt felts and coatings.....	13	6	4.6	0.1	1.9	0.5	1.6	0.9
Prepared asphalt and tar roofing and siding products.....	13	61	4.6	0.1	2.4	0.5	1.9	1.0
Prepared asphalt and tar roofing and siding products.....	13	6101	4.6	0.1	2.4	0.5	1.9	1.0
Prepared asphalt and tar roofing and siding products.....	13	610131	4.6	0.1	2.4	0.5	1.9	1.0
Asphalt smooth-surfaced roll roofing and cap sheets, organic and fiberglass base.....	13	6101311	15.4	7.2	6.2	-5.9	7.8	0.0
Asphalt mineral-surfaced roll roofing and cap sheets, organic and fiberglass base.....	13	6101312	5.7	0.0	0.0	3.1	0.0	0.0
Other prepared asphalt and tar products for roofing and siding.....	13	6101317	2.7	-0.1	-0.1	0.4	0.4	0.1
Roofing asphalts, pitches, coatings, and cement.....	13	62	4.8	0.4	-0.6	0.4	0.3	0.0
Roofing asphalts, pitches, coatings, and cement.....	13	6201	4.8	0.4	-0.6	0.4	0.3	0.0
Roofing asphalts, pitches, coatings, and cement.....	13	620121	4.8	0.4	-0.6	0.4	0.3	0.0
Gypsum products.....	13	7	2.2	0.6	-1.0	-0.9	-0.2	-0.2
Gypsum products.....	13	71	2.2	0.6	-1.0	-0.9	-0.2	-0.2
Gypsum products.....	13	7101	2.2	0.6	-1.0	-0.9	-0.2	-0.2
Gypsum building materials.....	13	710102	2.6	0.7	-1.1	-1.1	-0.2	-0.3
Other gypsum products.....	13	710116	0.0	0.0	0.0	0.0	0.0	0.0

See footnotes at end of table.

Table 7. Producer price index percentage changes for commodity and service groupings and individual items, not seasonally adjusted — Continued
 [July 2023]

Title	Commodity code		Unadjusted 12-month percent change ¹	Unadjusted 1-month percent change ¹				
	Group code	Item code		July 2022 to July 2023 ^P	Feb. to Mar.	Mar. to Apr. ^P	Apr. to May ^P	May to June ^P
Glass containers.....	13	8	11.5	0.0	0.0	0.6	0.0	-0.2
Glass containers.....	13	81	11.5	0.0	0.0	0.6	0.0	-0.2
Glass containers (including value of packaging).....	13	8101	11.5	0.0	0.0	0.6	0.0	-0.2
Glass containers (including value of packaging).....	13	810104	11.5	0.0	0.0	0.6	0.0	-0.2
Other nonmetallic minerals.....	13	9	3.3	0.3	-1.8	-0.5	0.0	0.0
Insulation materials.....	13	92	4.2	0.6	-0.1	0.9	-0.6	0.2
Mineral wool for thermal and acoustical envelope insulation.....	13	9201	1.7	0.4	0.4	-0.2	-0.5	0.3
Mineral wool for thermal and acoustical envelope insulation.....	13	920105	1.7	0.4	0.4	-0.2	-0.5	0.3
Mineral wool for industrial, equipment, and appliance insulation.....	13	9202	8.8	0.8	-0.7	2.6	-0.8	0.1
Mineral wool for industrial, equipment, and appliance insulation.....	13	920201	8.8	0.8	-0.7	2.6	-0.8	0.1
Paving mixtures and blocks.....	13	94	-1.3	-0.1	-5.4	-1.5	-0.2	-0.1
Paving mixtures and blocks.....	13	9401	-1.3	-0.1	-5.4	-1.5	-0.2	-0.1
Paving mixtures and blocks.....	13	940113	-1.3	-0.1	-5.4	-1.5	-0.2	-0.1
Emulsified asphalt, including liquid additives.....	13	940113A	-1.4	0.4	0.8	1.3	0.0	0.4
Other liquid asphalt and tar paving materials, including cut-backs.....	13	940113B	-5.1	-0.4	0.3	-3.9	-1.0	0.7
Asphalt and tar paving mixtures (excluding liquid).....	13	940113C	-2.3	-0.7	-12.9	-4.8	-0.4	-0.9
Cut stone and stone products.....	13	95	2.1	0.0	0.0	-0.4	0.0	0.0
Cut stone and stone products.....	13	9501	2.1	0.0	0.0	-0.4	0.0	0.0
Dressed dimension granite (including gneiss, syenite, diorite, and cut granite).....	13	950111	2.8	0.0	0.0	-0.8	0.0	0.0
Dressed dimension limestone (including dolomite, travertine, calcareous, tufa, & cut limestone).....	13	950121	0.1	0.0	0.0	0.0	0.0	0.0
Dressed dimension marble and other stone.....	13	950151	1.5	0.0	0.0	0.2	0.0	0.0
Gaskets, packing, and sealing devices.....	13	98	4.7	0.1	0.1	0.5	1.3	-1.4
Gaskets and gasketing material.....	13	9801	4.4	0.1	0.0	0.7	1.5	-2.1
Nonmetallic gaskets and gasketing.....	13	980111	4.2	0.3	0.0	0.0	2.6	-3.8
Metallic gaskets and machined seals.....	13	980112	4.6	0.0	0.0	1.7	0.0	0.0
Packing and sealing.....	13	9802	5.3	0.0	0.1	0.2	1.0	-0.3
Compression packing.....	13	980211	3.3	0.0	0.0	0.0	0.0	0.0
Molded packing and sealing devices.....	13	980212	3.5	0.0	0.3	0.3	2.2	-0.7
Rotary oil seals.....	13	980214	11.1	0.0	0.0	0.0	0.0	0.0
Nonmetallic minerals and products, n.e.c.....	13	99	8.5	0.9	0.9	-0.4	0.1	0.7
Clay and stone mining and quarrying.....	13	9902	8.1	1.6	1.3	-0.6	0.2	0.8
Ground or treated minerals and earths.....	13	990209	4.8	1.1	1.3	0.6	-0.1	0.2
Treated lightweight aggregate and crushed slag, minerals and earths.....	13	9902094	4.9	0.0	1.2	0.0	0.0	0.0
Other minerals and earths, treated.....	13	9902096	4.8	2.6	1.8	1.3	-0.1	0.0
Dimension stone mining and quarrying.....	13	990211	26.2	0.0	0.0	5.1	0.0	6.4
Clay, excluding kaolin and ball clay.....	13	990214	6.4	-0.7	0.6	0.2	-0.2	0.1
Bentonite.....	13	990214C	4.3	0.0	1.4	0.0	0.0	0.0
All other nonmetallic minerals, including talc and gypsum.....	13	990299	13.7	7.3	2.4	-9.8	1.9	0.8
All other nonmetallic mineral products.....	13	9903	5.0	0.0	0.4	0.0	0.0	0.5
Other nonmetallic mineral products.....	13	990319	6.4	0.0	0.8	0.0	0.0	0.2
Transportation equipment.....	14	—	2.6	0.2	0.1	0.2	0.0	0.2
Motor vehicles and equipment.....	14	1	1.9	0.0	0.0	0.1	-0.1	0.2
Motor vehicles.....	14	11	1.8	-0.1	-0.2	0.0	-0.2	0.2
Passenger cars and chassis.....	14	1101	-1.7	-0.7	-0.7	-0.1	-1.0	0.1
Passenger cars and chassis.....	14	110131	-1.7	-0.7	-0.7	-0.1	-1.0	0.1
Motorcycles, including three-wheel motorbikes, motorscooters, mopeds, and parts.....	14	1104	5.4	2.3	0.0	0.0	0.4	0.0
Motorcycles, including three-wheel motorbikes, motorscooters, mopeds, and parts.....	14	110401	5.4	2.3	0.0	0.0	0.4	0.0
Trucks, truck tractors, & bus chassis 14,000 lb or less, incl. minivans & SUVs.....	14	1105	3.5	-0.1	-0.1	-0.1	0.0	0.2
Trucks, truck tractors, & bus chassis 14,000 lb or less, incl. minivans & SUVs.....	14	110571	3.5	-0.1	-0.1	-0.1	0.0	0.2
Trucks, over 14,000 lbs GVW.....	14	1106	1.6	0.0	0.1	0.1	0.3	0.0
Trucks, over 14,000 lbs GVW.....	14	110684	1.6	0.0	0.1	0.1	0.3	0.0
Truck, truck tractors, and bus chassis (chassis of own manufacture) 14,001 to 33,000 lbs.....	14	1106841	—	0.0	0.0	0.6	1.5	0.0
Buses, including military and firefighting vehicles (chassis of own manufacture).....	14	1106843	2.8	0.0	0.2	0.0	0.0	0.0
Motor vehicles parts.....	14	12	1.9	0.2	0.2	0.2	-0.1	0.2
Motor vehicles parts.....	14	1205	1.9	0.2	0.2	0.2	-0.1	0.2

See footnotes at end of table.

Table 7. Producer price index percentage changes for commodity and service groupings and individual items, not seasonally adjusted — Continued
 [July 2023]

Title	Commodity code		Unadjusted 12-month percent change ¹	Unadjusted 1-month percent change ¹				
	Group code	Item code		July 2022 to July 2023 ^P	Feb. to Mar.	Mar. to Apr. ^P	Apr. to May ^P	May to June ^P
Gasoline engines and engine parts, excl. carburetors, pistons, and valves.....	14	120501	0.2	0.0	0.2	0.1	-0.3	0.1
Motor vehicle steering and suspension parts.....	14	120502	0.8	1.0	0.0	-0.4	0.2	0.6
Motor vehicle transmission and power train.....	14	120503	3.0	0.3	-0.4	0.1	0.0	0.6
Motor vehicle drive train components, except wheels and brakes, new.....	14	1205031	3.0	0.3	-0.5	0.1	0.0	0.6
Motor vehicle transmissions except auxiliary and parts, new.....	14	12050310	4.5	0.0	0.0	0.0	0.0	-0.4
Parts for manual and automatic transmissions, new.....	14	12050313	15.6	-0.1	-0.4	0.3	0.0	1.3
Other motor vehicle drive train components, except wheels and brakes, new.....	14	12050315	0.6	1.6	0.2	0.0	0.1	0.4
Motor vehicle drive train components, rebuilt.....	14	1205033	3.4	0.0	0.0	0.0	0.0	0.0
Motor vehicle brake systems.....	14	120504	1.4	0.5	1.9	0.2	-0.2	-0.6
Motor vehicle brake parts and assemblies, new.....	14	1205041	0.5	0.6	2.1	0.2	-0.2	-0.6
Motor vehicle drum brake assemblies and parts, new.....	14	1205041A	-	1.7	-0.9	0.6	-0.7	1.0
Other motor vehicle brake parts and assemblies, new.....	14	1205041B	2.5	0.1	0.1	0.0	0.0	0.4
Motor vehicle disc brake assemblies and parts, new.....	14	1205041C	-1.8	0.0	9.0	0.0	0.0	-3.6
Filters for internal combustion engines and motor vehicles.....	14	120505	2.5	0.0	1.0	0.5	0.0	0.0
Other motor vehicle parts.....	14	120508	5.7	0.6	0.2	0.1	0.6	0.2
Vehicle seating and interior trim.....	14	120511	0.5	0.0	0.0	0.1	-0.7	0.0
Automobile trimmings.....	14	1205111	2.3	0.0	0.0	-0.2	-0.3	0.0
Seats for public conveyance and aircraft.....	14	1205113	0.9	0.1	0.0	0.5	-1.1	-0.1
Motor vehicle air conditioning systems and compressors.....	14	120512	-3.7	0.0	-0.2	0.3	0.0	-0.2
Carburetors, pistons, piston rings, and valves.....	14	120513	5.1	0.2	0.5	0.0	0.0	0.3
Motor vehicle electrical and electronic equipment.....	14	120514	4.2	0.0	0.4	0.2	-0.1	0.0
Vehicular lighting equipment.....	14	1205141	4.7	0.4	0.0	0.1	-0.1	0.0
Other motor vehicle electrical and electronic equipment.....	14	1205142	4.1	-0.1	0.5	0.2	0.0	0.0
Battery charging alternators, generators, and regulators.....	14	12051422	0.0	0.3	0.5	0.3	0.0	-0.1
Parts for electrical and electronic engine equipment.....	14	12051424	-0.3	0.0	1.3	0.0	0.0	0.0
All other miscellaneous non-engine electrical and electronic equipment.....	14	12051425	4.8	0.0	0.2	0.0	-0.1	0.0
All other miscellaneous complete engine electrical equipment, including spark plugs.....	14	12051426	6.2	-1.1	1.5	0.5	-0.1	0.0
Truck and bus bodies.....	14	13	5.8	0.2	0.6	0.1	-0.3	0.5
Truck and bus bodies sold separately.....	14	1301	4.9	0.2	0.8	0.0	-0.5	0.7
Other truck and vehicle bodies, sold separately.....	14	13015	4.2	0.2	-0.1	0.0	-0.5	0.0
Dump truck bodies, sold separately.....	14	130151	-11.4	-3.4	0.0	0.0	-3.5	0.0
All other truck and vehicle bodies, sold separately.....	14	130152	8.3	1.7	-0.1	0.0	0.0	0.0
Service truck bodies, sold separately.....	14	130153	9.5	0.0	0.1	0.0	3.2	0.0
Complete vehicles on purchased chassis.....	14	1302	5.7	0.1	0.0	0.3	0.4	0.0
Buses and firefighting vehicles, complete, produced on purchased chassis.....	14	13027	1.2	0.1	0.0	0.1	0.1	0.0
Buses and firefighting vehicles, complete, produced on purchased chassis.....	14	130275	1.2	0.1	0.0	0.1	0.1	0.0
Other trucks and vehicles, complete, produced on purchased chassis, except upfitting trucks.....	14	130294	9.6	0.3	0.0	1.1	0.9	0.1
Truck trailers.....	14	14	-2.0	0.0	0.5	-0.2	0.0	-0.8
Truck trailers.....	14	1406	-2.0	0.0	0.5	-0.2	0.0	-0.8
Truck trailers and chassis, axle rating 10,000 lb or more.....	14	140602	-2.2	0.0	0.5	-0.2	0.0	-0.9
Truck trailers and chassis, axle rating less than 10,000 lb.....	14	140603	0.4	0.2	0.3	-0.2	0.0	0.0
Motor homes, built on purchased chassis.....	14	15	2.0	0.0	0.0	0.0	0.0	0.6
Motor homes, built on purchased chassis.....	14	1501	2.0	0.0	0.0	0.0	0.0	0.6
Motor homes, built on purchased chassis.....	14	150101	2.0	0.0	0.0	0.0	0.0	0.6
Travel trailers and campers.....	14	16	2.5	0.1	0.0	0.0	0.0	0.5
Travel trailers.....	14	1601	2.7	0.0	0.0	0.0	0.0	0.6
Travel trailers.....	14	160101	2.7	0.0	0.0	0.0	0.0	0.6
Conventional travel trailers.....	14	1601016	4.9	0.1	0.0	0.0	0.0	0.9
Fifth wheel travel trailers.....	14	1601017	-	-	-	-	-	0.0
Camping trailers, campers, pick-up covers, and parts.....	14	1602	1.7	0.1	0.0	0.0	0.0	0.0
Camping trailers, campers, pick-up covers, and parts.....	14	160201	1.7	0.1	0.0	0.0	0.0	0.0
Other parts and components, excluding appliances and furnishings.....	14	1602013	2.1	0.0	0.0	0.0	0.0	0.0
Truck campers, caps, box covers, and fold-down camping trailers.....	14	1602014	-	0.2	0.0	0.0	0.0	0.0
Aircraft and aircraft equipment.....	14	2	4.4	0.5	0.4	0.4	0.2	0.1
Aircraft.....	14	21	4.3	0.5	0.5	0.6	0.3	0.1
Civilian aircraft.....	14	2102	6.5	0.8	0.7	0.8	0.5	0.2
Civilian aircraft.....	14	210206	6.5	0.8	0.7	0.8	0.5	0.2
Military aircraft.....	14	2104	-0.6	0.0	0.0	0.0	0.0	0.0

See footnotes at end of table.

Table 7. Producer price index percentage changes for commodity and service groupings and individual items, not seasonally adjusted — Continued
 [July 2023]

Title	Commodity code		Unadjusted 12-month percent change ¹	Unadjusted 1-month percent change ¹				
	Group code	Item code		July 2022 to July 2023 ^P	Feb. to Mar.	Mar. to Apr. ^P	Apr. to May ^P	May to June ^P
Military aircraft.....	14	210401	-0.6	0.0	0.0	0.0	0.0	0.0
Aircraft engine and engine parts.....	14	23	3.4	0.0	0.3	0.1	0.0	0.3
Aircraft engine and engine parts.....	14	2301	3.4	0.0	0.3	0.1	0.0	0.3
Aircraft engine and engine parts.....	14	230101	3.4	0.0	0.3	0.1	0.0	0.3
Aeronautical services on aircraft engines.....	14	2301015	7.1	0.0	0.6	0.0	0.0	0.0
Aircraft engine parts and accessories.....	14	2301017	3.6	0.1	0.3	0.1	0.1	0.5
Parts and accessories for military aircraft engines.....	14	23010175	2.1	0.2	0.0	0.3	0.3	0.3
Parts and accessories for civilian aircraft engines.....	14	23010177	4.2	0.0	0.5	0.1	0.0	0.7
Other aircraft parts and equipment.....	14	25	5.5	1.0	0.1	0.0	0.0	0.0
Other aircraft parts and equipment.....	14	2501	5.5	1.0	0.1	0.0	0.0	0.0
Aircraft propellers and helicopter rotors.....	14	250102	5.2	0.0	0.0	0.0	0.0	0.2
Aircraft parts and auxiliary equipment.....	14	250103	5.6	1.1	0.1	0.0	0.0	0.0
Aircraft landing gear for civilian and military aircraft.....	14	2501032	14.1	0.0	0.0	0.0	0.0	0.0
Other aircraft subassemblies and parts for military aircraft.....	14	2501033	1.4	0.1	0.4	0.4	-0.1	0.1
Other aircraft subassemblies and parts for civilian aircraft.....	14	2501034	7.1	1.3	0.1	0.0	0.0	0.0
Ships and boats.....	14	3	3.1	0.4	0.1	0.5	0.3	0.7
Ships.....	14	31	2.0	0.6	0.1	0.8	0.0	0.7
Military self-propelled ships, new construction.....	14	3102	0.1	0.0	0.1	0.0	0.0	0.8
Military self-propelled ships, new construction.....	14	310201	0.1	0.0	0.1	0.0	0.0	0.8
Nonmilitary self-propelled ships, new construction.....	14	3103	1.1	1.3	0.0	0.0	0.0	0.1
Nonmilitary self-propelled ships, new construction.....	14	310301	1.1	1.3	0.0	0.0	0.0	0.1
Boats.....	14	32	5.4	0.1	0.1	0.1	0.7	0.6
Outboard motorboats, including commercial and military (except sailboats and lifeboats).....	14	3201	6.1	0.1	0.1	0.0	0.5	0.6
Outboard motorboats, wood or metal, incl. comm. and military (exc. sailboats and lifeboats).....	14	320107	8.6	0.2	0.4	0.1	0.4	0.7
Outboard motorboats, plastics/fiberglass, incl. comm. and mil. (exc. sailboats and lifeboats).....	14	320108	4.0	0.1	0.0	0.0	0.6	0.6
Inboard motorboats, including commercial and military (except sailboats and lifeboats).....	14	3202	6.3	0.4	0.1	0.0	0.4	1.2
Inboard cabin cruisers, including commercial and military (except sailboats and lifeboats).....	14	320206	7.9	0.5	0.2	0.0	0.6	0.7
Other inboard motorboats, including commercial and military (except sailboats and lifeboats).....	14	320207	4.0	0.0	0.0	0.0	0.0	2.4
Inboard-outdrive boats, including commercial and military (except sailboats and lifeboats).....	14	3203	3.3	0.0	0.0	0.0	3.0	0.0
All other inboard-outdrive boats, incl. comm. and military (except sailboats and lifeboats).....	14	320310	3.1	0.0	0.0	0.0	2.9	0.0
All other boats (excluding military and commercial).....	14	3204	10.1	0.0	0.0	0.5	0.2	0.0
All other boats (excluding military and commercial).....	14	320406	10.1	0.0	0.0	0.5	0.2	0.0
Railroad equipment.....	14	4	2.1	0.8	0.0	0.0	0.0	0.4
Railroad cars and locomotives.....	14	44	0.9	0.8	0.0	0.0	0.0	0.0
Railroad cars and locomotives.....	14	4401	0.9	0.8	0.0	0.0	0.0	0.0
Railroad cars.....	14	440102	2.1	2.1	0.0	0.0	0.0	0.0
Railway maintenance of way equipment and parts.....	14	45	6.8	0.7	0.0	0.0	0.0	1.2
Railway maintenance of way equipment and parts.....	14	4501	6.8	0.7	0.0	0.0	0.0	1.2
Air brake and other brake equipment.....	14	450101	1.0	0.0	0.0	0.0	0.0	0.0
Railway maintenance of way & all other railroad and streetcar equipment, parts and accessories.....	14	450102	8.0	1.0	-0.1	0.0	0.0	1.8
Transportation equipment, n.e.c.....	14	9	0.8	-0.3	-0.2	0.0	-0.1	-0.3
Transportation equipment, n.e.c.....	14	91	0.8	-0.3	-0.2	0.0	-0.1	-0.3
Other transportation equipment, incl. golf carts, vehicle trailers, and all-terrain vehicles.....	14	9111	0.8	-0.3	-0.2	0.0	-0.1	-0.3
Automobile and light truck trailers.....	14	911104	-2.3	-0.7	-0.6	0.0	0.1	-0.2
All other miscellaneous transportation equipment, including all-terrain vehicles.....	14	911105	3.1	-0.1	0.0	0.0	-0.2	-0.5
All-terrain vehicles and parts.....	14	9111051	5.9	0.0	0.0	-0.1	-0.5	0.1
All other miscellaneous transportation equipment and parts.....	14	9111052	2.0	-0.1	0.1	0.0	0.0	-0.8
Miscellaneous products.....	15	-	5.6	0.2	0.0	1.0	0.1	0.3
Toys, sporting goods, small arms, etc.....	15	1	4.0	-0.2	-0.2	0.3	0.0	0.0
Toys, games, and children's vehicles.....	15	11	2.3	0.3	0.0	0.0	0.0	0.0
Toys, games, and children's vehicles.....	15	1101	2.3	0.3	0.0	0.0	0.0	0.0
Nonelectronic games and puzzles (excl. toys), and electronic toys (incl. parts).....	15	110152	0.0	0.0	0.0	0.0	0.0	0.0

See footnotes at end of table.

Table 7. Producer price index percentage changes for commodity and service groupings and individual items, not seasonally adjusted — Continued
[July 2023]

Title	Commodity code		Unadjusted 12-month percent change ¹	Unadjusted 1-month percent change ¹				
	Group code	Item code		July 2022 to July 2023 ^P	Feb. to Mar.	Mar. to Apr. ^P	Apr. to May ^P	May to June ^P
Nonelectronic games and puzzles, including parts.....	15	1101521	0.0	0.0	0.0	0.0	0.0	0.0
Other nonelectronic toys, including parts.....	15	110154	6.4	0.0	0.0	0.0	0.0	0.0
Models, science & craft kits/supply, & collectors' miniatures.....	15	110155	1.9	1.1	0.0	0.0	0.0	0.0
Sporting and athletic goods.....	15	12	6.1	-0.4	-0.3	0.4	0.0	0.0
Sporting and athletic goods.....	15	1201	6.1	-0.4	-0.3	0.4	0.0	0.0
Golf equipment, excluding apparel and shoes.....	15	120127	15.0	0.0	0.0	0.0	0.0	0.0
Bicycles, adult tricycles, unicycles and parts.....	15	120182	-5.6	-5.3	-3.9	0.8	0.0	0.0
Playground equipment.....	15	120185	10.5	0.0	0.0	3.6	0.0	0.0
Gymnasium and exercise equipment.....	15	120192	0.0	0.0	0.0	0.0	0.0	0.0
Other sporting and athletic goods.....	15	120193	2.4	0.0	0.0	0.0	0.0	0.0
Small arms and ammunition.....	15	13	0.6	0.0	-0.2	0.1	0.0	0.0
Small arms.....	15	1301	0.3	0.0	0.0	0.0	0.0	0.0
Single barrel shotguns, other small firearms n.e.c., and parts & attachments for small arms.....	15	130128	0.5	0.0	0.0	0.0	0.0	0.0
Small arms ammunition.....	15	1302	1.1	0.0	-0.4	0.2	0.1	0.0
Small arms cartridges and shells.....	15	130281	1.0	0.0	-0.5	0.2	0.2	0.0
Other ammunition products.....	15	130282	-	-	0.0	0.0	0.0	-
Tobacco products, incl. stemmed & redried.....	15	2	11.2	0.0	0.1	1.8	0.0	1.0
Cigarettes, excluding electronic.....	15	21	12.2	0.0	0.0	1.9	0.0	1.1
Cigarettes, excluding electronic.....	15	2101	12.2	0.0	0.0	1.9	0.0	1.1
Cigarettes, excluding electronic.....	15	210105	12.2	0.0	0.0	1.9	0.0	1.1
Stemmed and redried tobacco.....	15	24	2.7	-0.3	0.3	0.0	-0.1	0.0
Stemmed and redried tobacco.....	15	2402	2.7	-0.4	0.3	0.0	-0.1	0.0
Stemmed and redried tobacco.....	15	240208	2.7	-0.4	0.3	0.0	-0.1	0.0
Tobacco, unstemmed leaf, redried before packing.....	15	2402081	3.2	-0.6	0.5	0.0	-0.1	0.0
Tobacco, stemmed.....	15	2402084	-	0.0	0.0	0.0	0.0	-
Other tobacco products.....	15	25	7.1	0.2	0.8	1.3	0.2	0.2
Other tobacco products.....	15	2501	7.1	0.2	0.8	1.3	0.2	0.2
Other tobacco products.....	15	250101	7.1	0.2	0.8	1.3	0.2	0.2
Cigars.....	15	2501011	6.9	0.0	4.5	0.1	1.3	1.0
Chewing and smoking tobacco.....	15	2501014	6.9	0.3	0.0	1.7	0.0	0.0
Notions.....	15	3	1.5	0.0	1.2	0.0	0.0	0.0
Fasteners, zippers, buttons, needles, pins, and buckles.....	15	32	1.5	0.0	1.2	0.0	0.0	0.0
Fasteners, zippers, buttons, needles, pins, and buckles.....	15	3201	1.5	0.0	1.2	0.0	0.0	0.0
Fasteners, zippers, buttons, needles, pins, and buckles (except precious metal).....	15	320100	1.5	0.0	1.2	0.0	0.0	0.0
Photographic equipment and supplies.....	15	4	2.3	1.9	-0.5	3.2	-3.5	0.4
Photographic supplies.....	15	42	2.2	2.5	-0.6	3.9	-5.0	0.6
Photographic supplies.....	15	4206	2.2	2.5	-0.6	3.9	-5.0	0.6
Photographic supplies.....	15	420601	2.2	2.5	-0.6	3.9	-5.0	0.6
Prepared photographic chemicals.....	15	4206011	3.7	0.7	0.0	0.0	0.4	0.0
Photographic sensitized film, plates, paper, & cloth.....	15	4206012	1.9	3.2	-0.9	5.5	-7.0	0.8
Photographic sensitized film, plates, paper, & cloth, silver-halide-type (excl X-ray).....	15	42060121	-1.3	3.8	-1.0	6.6	-8.4	1.0
Photographic sensitized film, plates, paper & cloth, other than silver-halide-type (incl X-ray).....	15	42060122	3.4	0.0	0.0	0.0	0.6	0.0
Mobile homes.....	15	5	-4.8	-0.2	0.0	0.5	0.2	0.0
Manufactured homes (mobile homes), all sizes (incl. multisection).....	15	53	-4.8	-0.2	0.0	0.5	0.2	0.0
Manufactured mobile homes and nonresidential mobile buildings.....	15	5303	-4.8	-0.2	0.0	0.5	0.2	0.0
Manufactured homes (mobile homes), all width sizes (incl. multisection).....	15	530301	-4.8	-0.2	0.0	0.5	0.2	0.0
Medical, surgical & personal aid devices.....	15	6	3.0	0.3	-0.1	0.1	0.7	-0.1
Surgical and medical instruments.....	15	62	2.8	0.2	-0.1	0.4	0.0	-0.2
Surgical and medical instruments.....	15	6201	2.8	0.2	-0.1	0.4	0.0	-0.2
Surgical and medical instruments.....	15	620103	2.8	0.2	-0.1	0.4	0.0	-0.2
Surgical and medical catheters.....	15	6201031	-1.0	0.2	-0.4	0.0	0.0	0.0
Orthopedic and surgical instruments.....	15	6201033	1.5	0.6	0.0	0.6	0.1	-0.5
Other surgical and medical apparatus and instruments, excluding parts.....	15	6201037	3.8	-0.3	-0.2	0.0	0.0	0.0
Parts for surgical and medical apparatus and instruments.....	15	6201038	3.9	1.1	0.0	-0.3	0.0	0.0
Medical and surgical appliances and supplies.....	15	63	2.3	0.5	-0.2	-0.4	0.6	-0.1
Medical and surgical appliances and supplies.....	15	6301	2.3	0.5	-0.2	-0.4	0.6	-0.1

See footnotes at end of table.

Table 7. Producer price index percentage changes for commodity and service groupings and individual items, not seasonally adjusted — Continued
[July 2023]

Title	Commodity code		Unadjusted 12-month percent change ¹	Unadjusted 1-month percent change ¹				
	Group code	Item code		July 2022 to July 2023 ^P	Feb. to Mar.	Mar. to Apr. ^P	Apr. to May ^P	May to June ^P
Medical and surgical appliances and supplies.....	15	630104	2.3	0.5	-0.2	-0.4	0.6	-0.1
Artificial joints and limbs.....	15	6301041	—	1.2	-1.5	1.3	-1.4	0.2
Other orthopedic and prosthetic appliances.....	15	6301042	0.1	0.7	0.0	-1.2	0.0	0.1
All other surgical and medical items.....	15	6301044	3.1	0.4	0.0	-0.6	1.0	-0.2
Ophthalmic goods.....	15	64	8.8	0.0	0.0	0.0	6.3	0.0
Ophthalmic goods.....	15	6401	8.8	0.0	0.0	0.0	6.3	0.0
Other ophthalmic goods and prescription ground eyeglass lenses.....	15	640108	—	—	—	—	—	—
Dental equipment and supplies.....	15	65	2.0	0.1	0.0	0.2	0.0	0.0
Dental equipment and supplies.....	15	6501	2.0	0.1	0.0	0.2	0.0	0.0
Dental equipment and supplies.....	15	650107	2.0	0.1	0.0	0.2	0.0	0.0
Professional dental equipment and supplies.....	15	6501071	2.1	0.0	0.0	0.1	0.0	0.0
Professional dental equipment.....	15	65010713	4.2	0.0	0.0	0.0	0.0	0.0
Professional dental supplies.....	15	65010714	—	0.1	0.0	0.2	0.0	0.0
Other industrial safety equipment.....	15	7	5.9	0.6	0.4	0.0	0.4	0.5
Personal safety equipment and clothing.....	15	71	5.9	0.6	0.4	0.0	0.4	0.5
Personal safety equipment and clothing.....	15	7108	5.9	0.6	0.4	0.0	0.4	0.5
Personal safety equipment and clothing.....	15	710802	5.9	0.6	0.4	0.0	0.4	0.5
Other miscellaneous products.....	15	9	5.3	0.4	0.1	1.5	-0.1	0.2
Burial caskets.....	15	91	10.4	-3.3	1.8	0.0	0.0	0.0
Burial caskets.....	15	9101	10.4	-3.3	1.8	0.0	0.0	0.0
Burial caskets.....	15	910109	10.4	-3.3	1.8	0.0	0.0	0.0
Metal burial caskets & coffins, completely lined & trimmed, adult sizes.....	15	9101091	10.4	-3.6	1.1	0.0	0.0	0.0
Musical instruments.....	15	93	4.0	0.0	0.2	0.8	0.0	0.7
Musical instruments.....	15	9301	4.0	0.0	0.2	0.8	0.0	0.7
Nonelectronic pianos, organs, and nonelectronic piano and organ parts, excluding benches.....	15	930113	2.6	0.0	0.0	2.4	0.0	0.2
Other musical instruments and parts.....	15	930117	4.3	0.0	0.2	0.5	0.0	0.7
Other nonelectronic musical instruments.....	15	9301172	2.9	0.0	0.0	2.5	0.0	0.0
Other musical instrument parts & accessories, sold separately, excl. benches & instrument cases.....	15	9301173	8.2	—	—	—	—	—
Jewelry and jewelry products.....	15	94	6.0	0.6	1.4	0.7	-1.1	0.2
Jewelry (gold and platinum) and silverware.....	15	9402	4.9	0.9	1.5	1.0	-1.7	-0.5
Jewelry, gold and platinum.....	15	940222	4.9	0.9	1.5	1.0	-1.7	-0.5
Costume jewelry and novelties.....	15	9404	9.9	0.0	1.1	0.9	0.0	2.6
Costume jewelry and novelties.....	15	940415	9.9	0.0	1.1	0.9	0.0	2.6
All other jewelry and personal goods (excluding costume).....	15	9407	3.8	-0.4	1.3	0.3	-0.5	-0.3
All other jewelry and personal goods (excluding costume).....	15	940714	3.8	-0.4	1.3	0.3	-0.5	-0.3
Jewelers' material and lapidary work.....	15	9408	7.6	2.4	2.1	-0.4	0.0	-0.1
Pens, pencils, and marking devices.....	15	95	3.9	1.5	0.0	0.0	0.0	0.0
Pens, markers, mechanical pencils, and associated parts.....	15	9502	6.4	5.0	0.0	0.0	0.0	0.0
Pens, markers, mechanical pencils, and associated parts.....	15	950210	6.4	5.0	0.0	0.0	0.0	0.0
Lead pencils, art goods, office supplies and small office equipment, excluding paper.....	15	9503	2.8	0.0	0.0	0.0	0.0	0.0
Lead pencils, art goods, office supplies and small office equipment, excluding paper.....	15	950307	2.8	0.0	0.0	0.0	0.0	0.0
Marking devices.....	15	9504	3.3	0.9	0.0	0.0	0.1	0.0
Marking devices.....	15	950406	3.3	0.9	0.0	0.0	0.1	0.0
Brooms and brushes.....	15	97	3.2	0.0	0.1	0.0	-0.1	0.0
Brooms, brushes and mops.....	15	9705	3.2	0.0	0.1	0.0	-0.1	0.0
Brooms, mops, and dusters.....	15	970501	4.1	0.0	0.0	0.0	0.0	0.0
Brooms.....	15	9705011	5.3	0.0	0.0	0.0	0.0	0.0
Mops and dusters, including refills.....	15	9705012	2.9	0.0	0.0	0.0	0.0	0.0
Paint and varnish brushes and rollers.....	15	970502	3.2	0.0	0.0	0.0	0.0	0.0
Paint and varnish brushes.....	15	9705021	4.9	0.0	0.0	0.0	0.0	0.0
Paint holders, pads, roller frames, and rollers.....	15	9705022	1.8	0.0	0.0	0.0	0.0	0.0
Other brushes, excl. paint and varnish brushes.....	15	970503	2.7	0.0	0.3	0.1	-0.1	0.0
Personal brushes.....	15	9705031	0.3	0.0	0.7	0.0	-0.3	0.0
Brushes, other than personal.....	15	9705032	4.5	0.0	0.0	0.1	0.0	0.0
Miscellaneous products, n.e.c.....	15	9A	5.3	0.4	-0.3	2.2	0.1	0.2
Candles.....	15	9A01	0.0	0.0	0.0	0.0	0.0	0.0
Candles.....	15	9A0101	0.0	0.0	0.0	0.0	0.0	0.0
Signs and advertising displays.....	15	9A04	9.1	0.0	0.0	3.7	0.0	0.2

See footnotes at end of table.

Table 7. Producer price index percentage changes for commodity and service groupings and individual items, not seasonally adjusted — Continued
 [July 2023]

Title	Commodity code		Unadjusted 12-month percent change ¹	Unadjusted 1-month percent change ¹				
	Group code	Item code		July 2022 to July 2023 ^P	Feb. to Mar.	Mar. to Apr. ^P	Apr. to May ^P	May to June ^P
Non-electric signs and displays.....	15	9A0402	7.2	0.0	0.0	3.2	0.0	0.4
All other miscellaneous fabricated products and recyclable materials.....	15	9A09	1.9	1.1	-0.7	0.4	0.2	0.1
Other miscellaneous fabricated products.....	15	9A0901	5.0	1.5	0.1	0.2	0.2	0.1
Reproduction of audio and video media and software.....	15	9D	4.6	-0.5	0.0	0.2	0.3	0.0
Reproduction of audio and video media and software.....	15	9D01	4.6	-0.5	0.0	0.2	0.3	0.0
Services²								
Transportation services.....	30	—	-4.1	-0.3	-1.5	-0.6	0.4	0.2
Transportation of freight and mail.....	30	1	-5.8	-1.1	-1.7	-0.3	-0.6	0.3
Rail transportation of freight and mail.....	30	11	-1.7	-0.2	-0.2	-0.9	-0.4	-0.1
Rail transportation of freight and mail.....	30	1101	-1.7	-0.2	-0.2	-0.9	-0.4	-0.1
Rail transportation of freight and mail.....	30	110101	-1.7	-0.2	-0.2	-0.9	-0.4	-0.1
Truck transportation of freight.....	30	12	-12.4	-1.6	-3.0	-0.5	-0.7	-0.2
Local motor carrying.....	30	1201	-10.0	-4.0	-0.1	-3.0	-0.5	0.2
Local motor carrying.....	30	120101	-10.0	-4.0	-0.1	-3.0	-0.5	0.2
Long-distance motor carrying.....	30	1202	-13.2	-0.8	-3.9	0.4	-0.7	-0.3
Long-distance motor carrying.....	30	120201	-13.2	-0.8	-3.9	0.4	-0.7	-0.3
Water transportation of freight.....	30	13	0.7	-4.8	0.2	6.0	-1.9	-0.1
Deep sea water transportation of freight.....	30	1301	-6.1	-9.7	-0.2	9.0	-4.8	0.0
Deep sea water transportation of freight.....	30	130101	-6.1	-9.7	-0.2	9.0	-4.8	0.0
Coastal and intercoastal water transportation of freight.....	30	1302	4.0	-2.0	1.7	-1.7	1.3	-0.1
Coastal and intercoastal water transportation of freight.....	30	130201	4.0	-2.0	1.7	-1.7	1.3	-0.1
Great Lakes-St Lawrence Seaway water transportation of freight.....	30	1303	-8.2	-0.2	-0.9	-2.6	0.1	0.4
Great lakes-St Lawrence Seaway water transportation of freight.....	30	130301	-8.2	-0.2	-0.9	-2.6	0.1	0.4
Inland waterways transportation of freight.....	30	1304	12.1	0.2	-0.7	12.6	-0.8	-0.4
Inland waterways transportation of freight.....	30	130401	12.1	0.2	-0.7	12.6	-0.8	-0.4
Air transportation of freight.....	30	14	-8.4	-2.7	0.2	-0.5	-1.3	2.2
Air transportation of freight.....	30	1401	-8.4	-2.7	0.2	-0.5	-1.3	2.2
Air transportation of freight, domestic.....	30	140102	1.7	-0.9	0.1	-0.5	-0.5	3.3
Air transportation of freight, international.....	30	140103	-16.7	-5.6	0.4	-0.4	-2.8	0.2
Courier, messenger, and U.S. postal services.....	30	16	4.6	-0.3	-0.3	-0.3	-0.2	1.4
U.S. Postal Service.....	30	1601	9.0	0.0	0.0	0.0	0.0	3.8
Mailing services (market dominant services).....	30	160107	10.6	0.0	0.0	0.0	0.0	5.8
First class mail.....	30	1601071	9.6	0.0	0.0	0.0	0.0	5.1
Periodicals mail.....	30	1601072	12.0	0.0	0.0	0.0	0.0	8.1
Standard class mail.....	30	1601073	12.2	0.0	0.0	0.0	0.0	6.6
Package services mail.....	30	1601074	9.2	0.0	0.0	0.0	0.0	5.3
Special services and fees.....	30	1601075	10.7	0.0	0.0	0.0	0.0	6.1
Shipping services (competitive services).....	30	160108	6.2	0.0	0.0	0.0	0.0	-0.7
Courier and messenger services, except air.....	30	1602	3.8	-0.2	-0.2	0.2	-0.2	0.1
Courier and messenger services, except air.....	30	160201	3.8	-0.2	-0.2	0.2	-0.2	0.1
Air mail and package delivery services, excluding by USPS.....	30	1603	-1.6	-1.0	-0.9	-1.4	-0.7	0.1
Air mail and package delivery services, excluding by USPS.....	30	160301	-1.6	-1.0	-0.9	-1.4	-0.7	0.1
Pipeline transportation.....	30	17	1.3	0.0	-1.1	0.2	-1.2	0.0
Pipeline transportation of petroleum products.....	30	1701	-1.2	0.0	-1.8	0.0	0.0	0.1
Pipeline transportation of crude petroleum.....	30	170101	-3.1	0.0	-3.4	0.0	0.0	0.0
Pipeline transportation of refined petroleum products.....	30	170102	1.0	0.0	0.0	0.0	0.0	0.3
Pipeline transportation of natural gas.....	30	1702	3.0	0.0	-0.6	0.4	-2.1	0.0
Pipeline transportation of natural gas.....	30	170201	3.0	0.0	-0.6	0.4	-2.1	0.0
Transportation of passengers (partial).....	30	2	3.4	3.7	-0.4	-2.2	4.5	-0.3
Rail transportation of passengers.....	30	21	0.0	0.0	0.0	0.0	0.0	0.0
Rail transportation of passengers.....	30	2101	0.0	0.0	0.0	0.0	0.0	0.0
Rail transportation of passengers.....	30	210101	0.0	0.0	0.0	0.0	0.0	0.0
Airline passenger services.....	30	22	3.4	3.7	-0.4	-2.2	4.5	-0.3
Airline passenger services.....	30	2201	3.4	3.7	-0.4	-2.2	4.5	-0.3
Airline passenger services, domestic.....	30	220101	3.2	4.0	0.4	-2.0	1.6	-1.0
Airline passenger services, international.....	30	220102	3.0	3.0	-2.5	-2.8	12.7	1.3
Services related to transportation activities.....	31	—	-11.0	-2.0	-1.2	-0.3	1.2	-0.7
Services related to water transportation.....	31	1	2.0	-0.6	-0.1	0.8	-0.3	0.1
Towing, tugging, docking, and related services.....	31	11	4.3	-0.9	-0.1	1.6	-0.3	0.0
Towing, tugging, docking and related services.....	31	1101	4.3	-0.9	-0.1	1.6	-0.3	0.0

See footnotes at end of table.

Table 7. Producer price index percentage changes for commodity and service groupings and individual items, not seasonally adjusted — Continued
[July 2023]

Title	Commodity code		Unadjusted 12-month percent change ¹	Unadjusted 1-month percent change ¹				
	Group code	Item code		July 2022 to July 2023 ^P	Feb. to Mar.	Mar. to Apr. ^P	Apr. to May ^P	May to June ^P
Towing, tugging, docking and related services.....	31	110101	4.3	-0.9	-0.1	1.6	-0.3	0.0
Operation of port waterfront terminals.....	31	12	5.2	-1.0	-0.6	1.0	-1.0	0.5
Operation of port waterfront terminals.....	31	1201	5.2	-1.0	-0.6	1.0	-1.0	0.5
Operation of port waterfront terminals.....	31	120101	5.2	-1.0	-0.6	1.0	-1.0	0.5
Marine cargo handling.....	31	13	-1.0	0.0	0.0	0.1	0.0	0.0
Marine cargo handling.....	31	1301	-1.0	0.0	0.0	0.1	0.0	0.0
Marine cargo handling.....	31	130101	-1.0	0.0	0.0	0.1	0.0	0.0
Services related to air transportation.....	31	2	3.5	1.6	0.2	0.6	0.9	0.1
Other airport operations, excluding aircraft maintenance and repair.....	31	21	3.5	1.6	0.2	0.6	0.9	0.1
Other airport operations, excluding aircraft maintenance and repair.....	31	2101	3.5	1.6	0.2	0.6	0.9	0.1
Other airport operations, excluding aircraft maintenance and repair.....	31	210101	3.5	1.6	0.2	0.6	0.9	0.1
Other services related to transportation activities (partial).....	31	3	-19.7	-3.9	-2.2	-1.1	1.8	-1.2
Arrangement of freight and cargo.....	31	31	-30.2	-6.4	-4.1	-2.0	3.2	-2.2
Arrangement of freight and cargo.....	31	3101	-30.2	-6.4	-4.1	-2.0	3.2	-2.2
Arrangement of freight and cargo.....	31	310101	-30.2	-6.4	-4.1	-2.0	3.2	-2.2
Freight forwarding.....	31	32	-1.6	-0.2	0.5	0.0	0.0	0.0
Freight forwarding.....	31	3201	-1.6	-0.2	0.5	0.0	0.0	0.0
Freight forwarding.....	31	320101	-1.6	-0.2	0.5	0.0	0.0	0.0
Warehousing, storage, and related services.....	32	—	5.3	-0.3	0.0	-3.3	-1.2	1.3
Warehousing, storage, and related services.....	32	1	5.3	-0.3	0.0	-3.3	-1.2	1.3
Warehousing, storage, and related services.....	32	11	5.3	-0.3	0.0	-3.3	-1.2	1.3
Warehousing, storage, and related services.....	32	1101	5.3	-0.3	0.0	-3.3	-1.2	1.3
Warehousing, storage, and related services.....	32	110101	5.3	-0.3	0.0	-3.3	-1.2	1.3
Publishing sales, excluding software.....	33	—	4.6	0.5	0.4	0.0	0.4	0.2
Book, periodical, and newspaper publishing sales and subscriptions.....	33	1	3.9	0.6	0.4	0.2	0.2	-0.1
Sales of books.....	33	11	6.8	1.2	0.9	0.5	0.4	-0.2
Sales of textbooks.....	33	1101	0.8	-0.6	1.1	-1.0	0.0	-2.0
Sales of textbooks.....	33	110101	0.8	-0.6	1.1	-1.0	0.0	-2.0
Sales of technical, scientific, and professional books.....	33	1102	9.4	3.2	1.0	0.0	0.0	0.0
Sales of technical, scientific, and professional books.....	33	110201	9.4	3.2	1.0	0.0	0.0	0.0
Sales of religious books.....	33	1103	4.5	-2.5	5.1	0.9	-0.9	-0.9
Sales of religious books.....	33	110301	4.5	-2.5	5.1	0.9	-0.9	-0.9
Sales of general adult and juvenile books.....	33	1104	6.6	0.4	0.3	1.8	1.7	0.5
Sales of general adult and juvenile books.....	33	110402	6.6	0.4	0.3	1.8	1.7	0.5
Sales of general adult books.....	33	1104021	—	0.3	-0.8	2.5	2.5	0.4
Sales of juvenile books.....	33	1104022	—	0.5	1.8	1.0	0.5	0.7
Sales of general reference books.....	33	1105	0.7	-1.0	-0.6	1.5	-0.9	0.0
Sales of general reference books.....	33	110501	0.7	-1.0	-0.6	1.5	-0.9	0.0
Sales and subscriptions of periodicals and newspapers.....	33	12	1.5	0.1	0.0	0.0	0.0	0.0
Sales and subscriptions of periodicals.....	33	1201	-7.6	0.2	0.0	0.0	0.0	0.0
Sales and subscriptions of periodicals.....	33	120101	-7.6	0.2	0.0	0.0	0.0	0.0
Newspaper subscription and single copy sales.....	33	1202	9.5	0.0	0.0	0.0	0.0	0.0
Newspaper subscription and single copy sales.....	33	120205	9.5	0.0	0.0	0.0	0.0	0.0
Newspaper subscriptions, print and online bundled.....	33	1202051	2.0	0.2	0.0	0.1	0.1	0.0
Newspaper subscriptions, print only.....	33	1202052	10.5	0.0	0.0	0.0	0.0	0.0
Greeting card publishing sales.....	33	3	8.0	0.0	-0.1	0.0	0.0	0.0
Greeting card publishing sales.....	33	31	8.0	0.0	-0.1	0.0	0.0	0.0
Greeting card publishing sales.....	33	3101	8.0	0.0	-0.1	0.0	0.0	0.0
Greeting card publishing sales.....	33	310101	8.0	0.0	-0.1	0.0	0.0	0.0
Calendars, yearbooks, and other miscellaneous publishing sales.....	33	4	5.5	0.1	0.1	0.2	2.6	-0.1
Calendars, yearbooks, and other miscellaneous publishing sales.....	33	41	5.5	0.1	0.1	0.2	2.6	-0.1
Calendars, yearbooks, and other miscellaneous publishing sales.....	33	4101	5.5	0.1	0.1	0.2	2.6	-0.1
Calendars, yearbooks, and other miscellaneous publishing sales.....	33	410101	5.5	0.1	0.1	0.2	2.6	-0.1
Directory, mailing list, and related compilations publishing sales.....	33	6	—	0.4	0.6	-0.6	0.8	1.2
Directory, mailing list, and related compilations publishing sales.....	33	61	—	0.4	0.6	-0.6	0.8	1.2
Directory, mailing list, and related compilations publishing sales.....	33	6101	—	0.4	0.6	-0.6	0.8	1.2
Directory, mailing list, and related compilations publishing sales.....	33	610101	—	0.4	0.6	-0.6	0.8	1.2
Software publishing.....	34	—	-0.1	0.0	-0.2	0.6	0.4	-1.7

See footnotes at end of table.

Table 7. Producer price index percentage changes for commodity and service groupings and individual items, not seasonally adjusted — Continued
[July 2023]

Title	Commodity code		Unadjusted 12-month percent change ¹	Unadjusted 1-month percent change ¹				
	Group code	Item code		July 2022 to July 2023 ^P	Feb. to Mar.	Mar. to Apr. ^P	Apr. to May ^P	May to June ^P
System software publishing.....	34	1	2.9	-0.4	0.0	0.1	0.9	-1.2
System software publishing.....	34	11	2.9	-0.4	0.0	0.1	0.9	-1.2
System software publishing.....	34	1101	2.9	-0.4	0.0	0.1	0.9	-1.2
System software publishing.....	34	110101	2.9	-0.4	0.0	0.1	0.9	-1.2
Application software publishing.....	34	2	-3.1	0.5	-0.4	1.1	-0.1	-2.2
Application software publishing.....	34	21	-3.1	0.5	-0.4	1.1	-0.1	-2.2
Desktop and portable device application software publishing.....	34	2101	2.4	0.0	-2.4	3.0	0.7	-1.6
Desktop and portable device application software publishing.....	34	210101	2.4	0.0	-2.4	3.0	0.7	-1.6
Application software publishing, cross-industry, vertical market, utilities, and other.....	34	2103	-6.3	0.7	0.5	1.2	-1.1	-2.9
Application software publishing, cross-industry, vertical market, utilities, and other.....	34	210301	-6.3	0.7	0.5	1.2	-1.1	-2.9
Application software publishing, game software.....	34	2104	-3.9	0.6	0.8	-3.1	1.3	-0.9
Application software publishing, game software.....	34	210401	-3.9	0.6	0.8	-3.1	1.3	-0.9
Network compensation from broadcast and cable television and radio.....	35	—	1.0	1.1	0.0	0.2	0.0	0.0
Affiliate agreements, programming sales, and retransmission fees for cable and broadcast tv.....	35	1	1.1	0.0	0.0	0.3	0.0	0.0
Affiliate agreements, programming sales, and retransmission fees for cable and broadcast tv.....	35	11	1.1	0.0	0.0	0.3	0.0	0.0
Affiliate agreements, programming sales, and retransmission fees for cable and broadcast tv.....	35	1101	1.1	0.0	0.0	0.3	0.0	0.0
Affiliate agreements, programming sales, and retransmission fees for cable and broadcast tv.....	35	110101	1.1	0.0	0.0	0.3	0.0	0.0
Affiliate agreements, programming sales, and retransmission fees for radio.....	35	2	-1.1	4.9	0.0	0.0	0.0	0.0
Affiliate agreements, programming sales, and retransmission fees for radio.....	35	21	-1.1	4.9	0.0	0.0	0.0	0.0
Affiliate agreements, programming sales, and network compensation for radio.....	35	2101	-1.1	4.9	0.0	0.0	0.0	0.0
Affiliate agreements, programming sales, and network compensation for radio.....	35	210101	-1.1	4.9	0.0	0.0	0.0	0.0
Advertising space and time sales.....	36	—	-0.1	-0.5	4.6	0.3	-0.9	-1.1
Advertising space sales in periodicals, newspapers, directories, and mailing lists.....	36	1	4.2	0.9	0.0	0.0	0.0	0.0
Advertising space sales in periodicals and newspapers.....	36	11	3.2	1.0	0.0	0.0	0.0	0.0
Advertising space sales in periodicals.....	36	1101	5.2	1.9	0.0	0.0	0.0	0.0
Advertising space sales in newspapers.....	36	1102	0.5	-0.1	0.0	0.0	0.0	0.0
Advertising space sales in newspapers, print only.....	36	110203	0.9	-0.1	0.0	0.0	0.0	0.0
Advertising space sales in directories and mailing lists.....	36	12	9.7	0.0	0.0	0.0	0.0	0.0
Print advertising space sales in directories and mailing lists.....	36	1201	9.7	0.0	0.0	0.0	0.0	0.0
Print advertising space sales in directories and mailing lists.....	36	120101	9.7	0.0	0.0	0.0	0.0	0.0
Television advertising time sales.....	36	2	-16.8	-1.5	3.0	-0.3	-3.0	-2.9
Television advertising time sales.....	36	21	-16.8	-1.5	3.0	-0.3	-3.0	-2.9
Broadcast and network television advertising time sales.....	36	2101	-16.0	1.1	0.7	-3.1	-0.3	-4.6
Broadcast and network television advertising time sales.....	36	210101	-16.0	1.1	0.7	-3.1	-0.3	-4.6
Cable network advertising time sales.....	36	2102	-18.9	-4.1	5.6	2.2	-5.7	-1.6
Cable network advertising time sales.....	36	210201	-18.9	-4.1	5.6	2.2	-5.7	-1.6
Local cable system advertising time sales.....	36	2103	-10.2	0.0	0.0	0.0	0.0	0.0
Local cable system advertising time sales.....	36	210301	-10.2	0.0	0.0	0.0	0.0	0.0
Radio advertising time sales.....	36	3	-8.0	-2.6	-1.2	6.9	-3.1	-6.2
Radio advertising time sales.....	36	31	-8.0	-2.6	-1.2	6.9	-3.1	-6.2
Radio advertising time sales.....	36	3101	-8.0	-2.6	-1.2	6.9	-3.1	-6.2
Radio advertising time sales.....	36	310101	-8.0	-2.6	-1.2	6.9	-3.1	-6.2
Internet advertising sales.....	36	6	—	0.0	6.7	0.0	0.0	-0.2
Internet advertising sales.....	36	61	—	0.0	6.7	0.0	0.0	-0.2
Internet advertising sales.....	36	6101	—	0.0	6.7	0.0	0.0	-0.2
Internet advertising sales.....	36	610101	—	0.0	6.7	0.0	0.0	-0.2
Telecommunication, cable, and internet user services.....	37	—	4.4	0.7	0.2	-0.1	0.1	-0.1
Wired telephone services.....	37	1	4.2	0.2	0.8	0.5	-0.3	0.9
Residential wired telephone services.....	37	11	7.0	0.4	1.3	1.4	0.2	-0.1
Local residential wired telephone service.....	37	1101	5.5	0.7	0.7	0.7	0.0	0.0
Local residential wired telephone service.....	37	110101	5.5	0.7	0.7	0.7	0.0	0.0

See footnotes at end of table.

Table 7. Producer price index percentage changes for commodity and service groupings and individual items, not seasonally adjusted — Continued
 [July 2023]

Title	Commodity code		Unadjusted 12-month percent change ¹	Unadjusted 1-month percent change ¹				
	Group code	Item code		July 2022 to July 2023 ^P	Feb. to Mar.	Mar. to Apr. ^P	Apr. to May ^P	May to June ^P
Long distance residential wired telephone service.....	37	1102	10.2	0.0	2.3	2.7	0.3	-0.3
Long distance residential wired telephone service.....	37	110201	10.2	0.0	2.3	2.7	0.3	-0.3
All-distance residential wired telephone service.....	37	1103	7.6	0.0	0.8	0.7	3.7	1.4
All-distance residential wired telephone service.....	37	110301	7.6	0.0	0.8	0.7	3.7	1.4
Business wired telephone services.....	37	12	3.6	0.1	0.7	0.0	-0.6	1.8
Local business wired telephone service.....	37	1201	1.9	2.6	0.6	-0.3	-0.4	0.0
Local business wired telephone service.....	37	120101	1.9	2.6	0.6	-0.3	-0.4	0.0
Long distance business wired telephone and other toll service.....	37	1202	7.3	-1.9	1.6	-0.8	-1.9	5.3
Long distance business wired telephone and other toll service.....	37	120201	7.3	-1.9	1.6	-0.8	-1.9	5.3
Private line wired telephone service.....	37	1204	3.8	0.0	0.2	0.7	0.0	0.7
Private line wired telephone service.....	37	120401	3.8	0.0	0.2	0.7	0.0	0.7
All-distance business wired telephone service (partial).....	37	1205	0.2	0.0	0.5	-1.6	-1.3	2.0
All-distance business wired telephone service.....	37	120501	0.2	0.0	0.5	-1.6	-1.3	2.0
Other telephone services.....	37	13	-0.1	0.0	0.0	0.0	0.0	0.0
Other wired telephone services.....	37	1301	-0.1	0.0	0.0	0.0	0.0	0.0
Other wired telephone services.....	37	130104	-0.1	0.0	0.0	0.0	0.0	0.0
Wireless telecommunication services.....	37	2	1.9	0.0	0.0	0.8	0.0	0.0
Cellular phone and other wireless telecommunication services.....	37	21	1.9	0.0	0.0	0.8	0.0	0.0
Cellular phone and other wireless telecommunication services.....	37	2101	1.9	0.0	0.0	0.8	0.0	0.0
Cellular phone and other wireless telecommunication services.....	37	210101	1.9	0.0	0.0	0.8	0.0	0.0
Cable and satellite subscriber services.....	37	3	10.6	1.9	0.6	0.0	1.0	-0.4
Cable and satellite subscriber services.....	37	31	10.6	1.9	0.6	0.0	1.0	-0.4
Cable and satellite subscriber services.....	37	3101	10.6	1.9	0.6	0.0	1.0	-0.4
Cable and satellite subscriber services.....	37	310101	10.6	1.9	0.6	0.0	1.0	-0.4
Internet access services.....	37	4	1.0	1.1	-0.1	-0.8	0.7	-0.3
Internet access services.....	37	41	1.0	1.1	-0.1	-0.8	0.7	-0.3
Residential Internet access services.....	37	4102	1.2	0.0	-0.2	-0.2	0.6	-0.3
Residential Internet access services.....	37	410201	1.2	0.0	-0.2	-0.2	0.6	-0.3
Business Internet access services.....	37	4103	1.8	3.8	0.0	-2.2	0.8	-0.3
Business Internet access services.....	37	410301	1.8	3.8	0.0	-2.2	0.8	-0.3
Bundled wired telecommunications access services.....	37	5	5.5	1.3	0.0	-1.5	0.0	-0.5
Bundled wired telecommunications access services.....	37	51	5.5	1.3	0.0	-1.5	0.0	-0.5
Bundled wired telecommunications access services.....	37	5101	5.5	1.3	0.0	-1.5	0.0	-0.5
Bundled wired telecommunications access services.....	37	510101	5.5	1.3	0.0	-1.5	0.0	-0.5
Data processing and related services.....	38	-	1.8	0.3	-0.1	0.1	0.3	0.3
Data processing and related services.....	38	1	1.8	0.3	-0.1	0.1	0.3	0.3
Data processing and related services.....	38	11	1.8	0.3	-0.1	0.1	0.3	0.3
Hosting, ASP and other IT infrastructure provisioning services.....	38	1101	2.8	0.4	-0.1	0.2	0.4	0.5
Hosting, ASP and other IT infrastructure provisioning services.....	38	110101	2.8	0.4	-0.1	0.2	0.4	0.5
Business process management services (partial).....	38	1102	0.2	0.0	0.1	0.0	0.0	0.0
Business process management services (partial).....	38	110201	0.2	0.0	0.1	0.0	0.0	0.0
Data management, information transformation and other services.....	38	1103	0.1	0.0	0.0	0.0	0.0	0.1
Data management, information transformation and other services.....	38	110301	0.1	0.0	0.0	0.0	0.0	0.1
Credit intermediation services (partial).....	39	-	25.4	-3.6	2.9	-0.5	1.0	-1.3
Loan services (partial).....	39	1	29.3	-6.2	4.0	-0.9	-0.7	-1.7
Business loans (partial).....	39	11	55.7	-6.9	4.2	-0.5	-0.3	-1.6
Business loans (partial).....	39	1101	55.7	-6.9	4.2	-0.5	-0.3	-1.6
Business loans (partial).....	39	110101	55.7	-6.9	4.2	-0.5	-0.3	-1.6
Consumer loans (partial).....	39	12	-0.7	-4.9	3.4	-1.2	-2.1	-1.3
Residential real estate loans (partial).....	39	1201	-3.7	-4.2	3.1	-1.2	-2.4	-0.9
Residential real estate loans, except home equity (partial).....	39	120101	-14.7	-6.0	3.4	-2.6	-3.7	-0.4
Home equity loans (partial).....	39	120102	26.2	-1.4	2.5	0.8	-0.5	-1.5
Vehicle loans (partial).....	39	1202	-14.1	-11.3	4.9	-1.8	-4.7	-5.0
Vehicle loans (partial).....	39	120201	-14.1	-11.3	4.9	-1.8	-4.7	-5.0
Credit cards, overdraft credit, and related plans (partial).....	39	1203	25.0	-3.9	4.3	-0.5	2.3	-1.5
Credit cards, overdraft credit, and related plans (partial).....	39	120301	25.0	-3.9	4.3	-0.5	2.3	-1.5
Other loans and loan services (partial).....	39	13	2.1	-2.6	4.1	-3.2	0.9	-3.2
Other loans and loan services (partial).....	39	1301	2.1	-2.6	4.1	-3.2	0.9	-3.2
Other loans and loan services (partial).....	39	130101	2.1	-2.6	4.1	-3.2	0.9	-3.2

See footnotes at end of table.

Table 7. Producer price index percentage changes for commodity and service groupings and individual items, not seasonally adjusted — Continued
 [July 2023]

Title	Commodity code		Unadjusted 12-month percent change ¹	Unadjusted 1-month percent change ¹				
	Group code	Item code		July 2022 to July 2023 ^P	Feb. to Mar.	Mar. to Apr. ^P	Apr. to May ^P	May to June ^P
Deposit services (partial).....	39	2	22.4	3.0	0.6	0.1	5.6	-0.5
Deposit services (partial).....	39	21	22.4	3.0	0.6	0.1	5.6	-0.5
Deposit services (partial).....	39	2101	22.4	3.0	0.6	0.1	5.6	-0.5
Deposit services (partial).....	39	210101	22.4	3.0	0.6	0.1	5.6	-0.5
Other credit intermediation services, including trust services (partial).....	39	3	-3.6	0.0	0.2	1.3	0.0	0.0
Other credit intermediation services, including trust services (partial).....	39	31	-3.6	0.0	0.2	1.3	0.0	0.0
Other credit intermediation services, including trust services (partial).....	39	3101	-3.6	0.0	0.2	1.3	0.0	0.0
Other credit intermediation services, including trust services (partial).....	39	310101	-3.6	0.0	0.2	1.3	0.0	0.0
Investment services.....	40	—	18.2	-1.5	1.2	0.5	-0.2	3.8
Securities brokerage, dealing, investment advice, and related services.....	40	1	37.2	-0.3	-0.4	3.2	0.1	1.8
Securities brokerage, dealing, investment advice, and related services.....	40	11	37.2	-0.3	-0.4	3.2	0.1	1.8
Securities brokerage, dealing, and investment advice.....	40	1101	5.8	-0.1	-2.6	2.5	0.0	2.2
Securities brokerage, dealing, and investment advice.....	40	110101	5.8	-0.1	-2.6	2.5	0.0	2.2
Securities brokerage and dealing related services (partial).....	40	1102	122.5	-0.7	3.7	4.4	0.1	1.0
Securities brokerage and dealing related services.....	40	110201	122.5	-0.7	3.7	4.4	0.1	1.0
Portfolio management.....	40	2	10.1	-3.9	4.0	-3.0	-0.4	7.6
Portfolio management.....	40	21	10.1	-3.9	4.0	-3.0	-0.4	7.6
Portfolio management.....	40	2101	10.1	-3.9	4.0	-3.0	-0.4	7.6
Portfolio management.....	40	210101	10.1	-3.9	4.0	-3.0	-0.4	7.6
Investment banking.....	40	3	1.7	1.5	-0.8	1.4	-0.5	0.0
Investment banking.....	40	31	1.7	1.5	-0.8	1.4	-0.5	0.0
Investment banking.....	40	3101	1.7	1.5	-0.8	1.4	-0.5	0.0
Investment banking.....	40	310101	1.7	1.5	-0.8	1.4	-0.5	0.0
Insurance and annuities.....	41	—	3.6	0.2	0.2	0.2	0.9	0.0
Insurance.....	41	1	3.9	0.2	0.2	0.2	1.0	0.0
Insurance.....	41	11	3.9	0.2	0.2	0.2	1.0	0.0
Life insurance.....	41	1101	-0.6	0.0	0.0	0.0	0.0	-0.3
Life insurance.....	41	110101	-0.6	0.0	0.0	0.0	0.0	-0.3
Disability insurance, including accidental death.....	41	1102	0.0	0.0	0.0	0.0	0.0	0.0
Disability insurance, including accidental death.....	41	110201	0.0	0.0	0.0	0.0	0.0	0.0
Health and medical insurance.....	41	1103	3.0	0.0	0.0	0.0	0.0	0.0
Health and medical insurance.....	41	110301	3.0	0.0	0.0	0.0	0.0	0.0
Property and casualty insurance.....	41	1104	6.6	0.3	0.4	0.4	2.0	0.1
Property and casualty insurance.....	41	110401	6.6	0.3	0.4	0.4	2.0	0.1
Annuities.....	41	2	0.2	0.3	0.2	0.0	-0.1	0.5
Annuities.....	41	21	0.2	0.3	0.2	0.0	-0.1	0.5
Annuities.....	41	2101	0.2	0.3	0.2	0.0	-0.1	0.5
Annuities.....	41	210101	0.2	0.3	0.2	0.0	-0.1	0.5
Commissions and fees from sales and administration of insurance policies (partial).....	42	—	0.4	0.0	0.0	0.0	0.0	-0.5
Commissions from sales of insurance.....	42	1	0.4	0.0	0.0	0.0	0.0	-0.5
Commissions from sales of insurance.....	42	11	0.4	0.0	0.0	0.0	0.0	-0.5
Commissions from sales of life insurance and annuities.....	42	1101	0.3	0.0	0.1	0.0	0.0	0.0
Commissions from sales of life insurance and annuities.....	42	110101	0.3	0.0	0.1	0.0	0.0	0.0
Commissions from sales of health and medical insurance.....	42	1102	0.2	0.0	0.0	0.1	0.0	0.0
Commissions from sales of health and medical insurance.....	42	110201	0.2	0.0	0.0	0.1	0.0	0.0
Commissions from sales of property and casualty insurance.....	42	1103	0.4	0.0	0.0	0.0	0.0	-0.8
Commissions from sales of property and casualty insurance.....	42	110301	0.4	0.0	0.0	0.0	0.0	-0.8
Commissions from sales of other insurance.....	42	1104	0.3	0.3	0.2	0.0	0.0	0.2
Commissions from sales of other insurance.....	42	110401	0.3	0.3	0.2	0.0	0.0	0.2
Real estate services (partial).....	43	—	3.3	-0.9	1.4	0.5	1.0	0.1
Nonresidential real estate services.....	43	1	3.7	-1.5	2.1	0.2	1.2	-0.5
Nonresidential real estate rents.....	43	11	3.8	-1.7	2.5	0.3	1.4	-1.1
Office buildings, gross rents.....	43	1101	4.7	-0.7	0.7	-0.1	-1.5	0.7
Office buildings, gross rents.....	43	110101	4.7	-0.7	0.7	-0.1	-1.5	0.7
Retail properties, gross rents.....	43	1102	3.5	-2.7	3.8	-0.2	1.8	-3.1
Retail properties, gross rents.....	43	110201	3.5	-2.7	3.8	-0.2	1.8	-3.1
Industrial buildings, gross rents.....	43	1103	2.6	0.1	0.5	-0.1	-0.7	0.3

See footnotes at end of table.

Table 7. Producer price index percentage changes for commodity and service groupings and individual items, not seasonally adjusted — Continued
 [July 2023]

Title	Commodity code		Unadjusted 12-month percent change ¹	Unadjusted 1-month percent change ¹				
	Group code	Item code		July 2022 to July 2023 ^P	Feb. to Mar.	Mar. to Apr. ^P	Apr. to May ^P	May to June ^P
Industrial buildings, gross rents.....	43	110301	2.6	0.1	0.5	-0.1	-0.7	0.3
Self-service storage and miniwarehouses, gross rents.....	43	1104	6.5	-0.3	0.9	-0.1	1.0	0.4
Self-service storage and miniwarehouses, gross rents.....	43	110401	6.5	-0.3	0.9	-0.1	1.0	0.4
Other nonresidential buildings, gross rents.....	43	1105	-2.3	-4.4	7.2	3.1	9.8	-2.7
Other nonresidential buildings, gross rents.....	43	110501	-2.3	-4.4	7.2	3.1	9.8	-2.7
Nonresidential property sales and leases including land, brokerage fees and commissions.....	43	12	-2.1	-0.6	-0.4	-0.3	0.4	-0.6
Nonresidential property sales and leases including land, brokerage fees and commissions.....	43	1201	-2.1	-0.6	-0.4	-0.3	0.4	-0.6
Nonresidential property sales and leases including land, brokerage fees and commissions.....	43	120101	-2.1	-0.6	-0.4	-0.3	0.4	-0.6
Nonresidential property management fees.....	43	13	10.1	-1.1	1.5	-0.1	0.2	5.2
Nonresidential property management fees.....	43	1301	10.1	-1.1	1.5	-0.1	0.2	5.2
Nonresidential property management fees.....	43	130101	10.1	-1.1	1.5	-0.1	0.2	5.2
Residential real estate services (partial).....	43	2	2.9	0.1	0.6	1.1	0.8	0.9
Residential property sales and rental, brokerage fees and commissions.....	43	21	3.2	0.1	0.6	1.2	1.1	1.0
Residential property sales and rental, brokerage fees and commissions.....	43	2101	3.2	0.1	0.6	1.2	1.1	1.0
Residential property sales and rental, brokerage fees and commissions.....	43	210101	3.2	0.1	0.6	1.2	1.1	1.0
Residential property management fees.....	43	22	1.8	-0.1	0.5	0.7	-0.2	0.8
Residential property management fees.....	43	2201	1.8	-0.1	0.5	0.7	-0.2	0.8
Residential property management fees.....	43	220101	1.8	-0.1	0.5	0.7	-0.2	0.8
Real estate appraisal fees.....	43	3	-4.9	-0.4	-1.3	-1.3	-0.3	0.0
Real estate appraisal fees.....	43	31	-4.9	-0.4	-1.3	-1.3	-0.3	0.0
Real estate appraisal fees.....	43	3101	-4.9	-0.4	-1.3	-1.3	-0.3	0.0
Real estate appraisal fees.....	43	310101	-4.9	-0.4	-1.3	-1.3	-0.3	0.0
Rental and leasing of goods (partial).....	44	—	-0.5	1.4	-0.6	-0.8	1.9	1.7
Passenger car rental.....	44	1	-5.8	3.3	-1.9	-1.2	3.3	4.0
Passenger car rental.....	44	11	-5.8	3.3	-1.9	-1.2	3.3	4.0
Passenger car rental.....	44	1101	-5.8	3.3	-1.9	-1.2	3.3	4.0
Passenger car rental.....	44	110101	-5.8	3.3	-1.9	-1.2	3.3	4.0
Truck, trailer, and RV rental and leasing.....	44	2	2.0	0.7	0.2	-1.4	2.3	-0.1
Truck, trailer, and RV rental and leasing.....	44	21	2.0	0.7	0.2	-1.4	2.3	-0.1
Truck, truck trailer and RV rental.....	44	2101	-2.6	1.2	0.4	-3.4	3.6	-1.1
Truck, truck trailer and RV rental.....	44	210101	-2.6	1.2	0.4	-3.4	3.6	-1.1
Truck, truck trailer and RV leasing.....	44	2102	5.7	0.3	0.0	0.1	1.3	0.7
Truck, truck trailer and RV leasing.....	44	210201	5.7	0.3	0.0	0.1	1.3	0.7
Construction, mining, and forestry machinery and equipment rental and leasing.....	44	3	6.5	-0.1	0.2	0.2	-0.2	0.3
Construction, mining, and forestry machinery and equipment rental and leasing.....	44	31	6.5	-0.1	0.2	0.2	-0.2	0.3
Construction, mining, and forestry machinery and equipment rental and leasing.....	44	3101	6.5	-0.1	0.2	0.2	-0.2	0.3
Construction, mining, and forestry machinery and equipment rental and leasing.....	44	310101	6.5	-0.1	0.2	0.2	-0.2	0.3
Professional services (partial).....	45	—	5.1	-0.2	0.6	0.0	0.2	0.4
Legal services.....	45	1	6.4	-0.1	0.2	-0.1	0.0	0.5
Legal services.....	45	11	6.4	-0.1	0.2	-0.1	0.0	0.5
Legal services.....	45	1101	6.4	-0.1	0.2	-0.1	0.0	0.5
Legal services.....	45	110101	6.4	-0.1	0.2	-0.1	0.0	0.5
Accounting services (partial).....	45	2	10.1	0.8	0.6	0.2	0.1	1.4
Accounting services, excluding payroll.....	45	21	10.1	0.8	0.6	0.2	0.1	1.4
Financial auditing.....	45	2101	13.8	0.9	3.3	-0.3	-0.5	3.8
Financial auditing.....	45	210101	13.8	0.9	3.3	-0.3	-0.5	3.8
Tax preparation and planning.....	45	2102	7.1	-0.3	0.2	0.0	0.1	0.1
Tax preparation and planning.....	45	210201	7.1	-0.3	0.2	0.0	0.1	0.1
Bookkeeping and compilation.....	45	2103	9.6	4.7	0.4	0.0	0.0	1.0
Bookkeeping and compilation.....	45	210301	9.6	4.7	0.4	0.0	0.0	1.0
Other accounting services, including billing and review (partial).....	45	2104	4.5	-1.9	-3.2	2.2	1.4	0.6
Other accounting services, including billing and review (partial).....	45	210401	4.5	-1.9	-3.2	2.2	1.4	0.6
Architectural and engineering services.....	45	3	3.3	0.0	0.3	0.0	0.0	0.2

See footnotes at end of table.

Table 7. Producer price index percentage changes for commodity and service groupings and individual items, not seasonally adjusted — Continued
 [July 2023]

Title	Commodity code		Unadjusted 12-month percent change ¹	Unadjusted 1-month percent change ¹				
	Group code	Item code		July 2022 to July 2023 ^P	Feb. to Mar.	Mar. to Apr. ^P	Apr. to May ^P	May to June ^P
Architectural services.....	45	31	1.6	0.3	0.5	0.1	0.0	0.2
Architectural services.....	45	3101	1.6	0.3	0.5	0.1	0.0	0.2
Architectural services.....	45	310101	1.6	0.3	0.5	0.1	0.0	0.2
Engineering services.....	45	32	3.6	0.0	0.3	0.0	0.0	0.2
Engineering services.....	45	3201	3.6	0.0	0.3	0.0	0.0	0.2
Engineering services.....	45	320101	3.6	0.0	0.3	0.0	0.0	0.2
Management, scientific, and technical consulting services.....	45	4	3.4	-2.2	2.5	0.2	1.1	0.1
Management consulting services.....	45	41	3.4	-2.2	2.5	0.2	1.1	0.1
Administrative and general management consulting services.....	45	4101	3.8	-3.7	4.0	0.0	1.8	0.0
Administrative and general management consulting services.....	45	410101	3.8	-3.7	4.0	0.0	1.8	0.0
Human resources consulting services.....	45	4102	7.8	1.7	-0.2	0.7	1.1	0.2
Human resources consulting services.....	45	410201	7.8	1.7	-0.2	0.7	1.1	0.2
Marketing consulting services.....	45	4103	0.2	0.1	0.1	0.0	0.0	0.0
Marketing consulting services.....	45	410301	0.2	0.1	0.1	0.0	0.0	0.0
Process, physical distribution, and logistics consulting services.....	45	4104	6.3	0.0	0.4	1.5	-0.4	1.2
Process, physical distribution, and logistics consulting services.....	45	410401	6.3	0.0	0.4	1.5	-0.4	1.2
Advertising and related services (partial).....	45	5	0.5	0.2	0.0	0.0	-0.1	0.0
Advertising agency services.....	45	51	0.5	0.2	0.0	0.0	-0.1	0.0
Advertising agency services.....	45	5101	0.5	0.2	0.0	0.0	-0.1	0.0
Advertising agency services.....	45	510101	0.5	0.2	0.0	0.0	-0.1	0.0
Information technology (IT) technical support and consulting services (partial).....	45	6	1.3	-0.1	-4.5	0.2	0.1	0.1
Information technology (IT) technical support and consulting services (partial).....	45	61	1.3	-0.1	-4.5	0.2	0.1	0.1
Information technology (IT) technical support and consulting services (partial).....	45	6101	1.3	-0.1	-4.5	0.2	0.1	0.1
Information technology (IT) technical support and consulting services (partial).....	45	610101	1.3	-0.1	-4.5	0.2	0.1	0.1
Employment services.....	46	—	1.0	0.5	0.4	-0.1	-0.3	0.3
Permanent placement services.....	46	1	0.6	1.2	2.4	-1.0	-0.6	0.6
Permanent placement services.....	46	11	0.6	1.2	2.4	-1.0	-0.6	0.6
Employment placement services.....	46	1101	0.6	1.2	2.4	-1.0	-0.6	0.6
Employment placement services.....	46	110101	0.6	1.2	2.4	-1.0	-0.6	0.6
Executive search services.....	46	2	3.4	0.2	-0.7	-0.5	-0.6	0.7
Executive search services.....	46	21	3.4	0.2	-0.7	-0.5	-0.6	0.7
Executive search services.....	46	2101	3.4	0.2	-0.7	-0.5	-0.6	0.7
Executive search services.....	46	210101	3.4	0.2	-0.7	-0.5	-0.6	0.7
Staffing services.....	46	3	1.0	0.5	0.4	0.0	-0.3	0.3
Temporary help services.....	46	31	1.4	1.0	0.7	-0.1	-0.5	0.5
Temporary help services.....	46	3101	1.4	1.0	0.7	-0.1	-0.5	0.5
Temporary help services.....	46	310101	1.4	1.0	0.7	-0.1	-0.5	0.5
Co-employment staffing services.....	46	32	0.4	0.0	0.0	0.0	0.0	0.0
Co-employment staffing services.....	46	3201	0.4	0.0	0.0	0.0	0.0	0.0
Co-employment staffing services.....	46	320101	0.4	0.0	0.0	0.0	0.0	0.0
Travel arrangement services (partial).....	47	—	3.1	-0.3	0.8	0.2	0.5	0.7
Arrangement of flights (partial).....	47	1	2.8	-0.2	0.5	-0.1	-0.7	1.5
Arrangement of international flights.....	47	11	-1.0	-0.7	0.6	-0.2	-1.1	1.7
Arrangement of international flights.....	47	1101	-1.0	-0.7	0.6	-0.2	-1.1	1.7
Arrangement of international flights.....	47	110101	-1.0	-0.7	0.6	-0.2	-1.1	1.7
Arrangement of domestic flights.....	47	12	10.0	0.7	0.5	0.2	-0.1	1.2
Arrangement of domestic flights (partial).....	47	1201	10.0	0.7	0.5	0.2	-0.1	1.2
Arrangement of domestic flights.....	47	120101	10.0	0.7	0.5	0.2	-0.1	1.2
Arrangement of vehicle rentals and lodging.....	47	2	5.3	0.7	1.8	-1.2	-1.0	-1.5
Arrangement of vehicle rentals and lodging.....	47	21	5.3	0.7	1.8	-1.2	-1.0	-1.5
Arrangement of vehicle rentals and lodging (partial).....	47	2101	5.3	0.7	1.8	-1.2	-1.0	-1.5
Arrangement of vehicle rentals and lodging.....	47	210101	5.3	0.7	1.8	-1.2	-1.0	-1.5
Arrangement of cruises and tours.....	47	3	7.8	-1.9	1.9	1.9	5.0	1.5
Arrangement of cruises and tours.....	47	31	7.8	-1.9	1.9	1.9	5.0	1.5

See footnotes at end of table.

Table 7. Producer price index percentage changes for commodity and service groupings and individual items, not seasonally adjusted — Continued
 [July 2023]

Title	Commodity code		Unadjusted 12-month percent change ¹	Unadjusted 1-month percent change ¹				
	Group code	Item code		July 2022 to July 2023 ^P	Feb. to Mar.	Mar. to Apr. ^P	Apr. to May ^P	May to June ^P
Arrangement of cruises and tours.....	47	3101	7.8	-1.9	1.9	1.9	5.0	1.5
Arrangement of cruises and tours.....	47	310101	7.8	-1.9	1.9	1.9	5.0	1.5
Other travel arrangements (partial).....	47	4	-0.4	0.0	0.0	0.0	0.0	0.0
Other travel arrangements (partial).....	47	41	-0.4	0.0	0.0	0.0	0.0	0.0
Other travel arrangements (partial).....	47	4101	-0.4	0.0	0.0	0.0	0.0	0.0
Other travel arrangements (partial).....	47	410101	-0.4	0.0	0.0	0.0	0.0	0.0
Selected security services (partial).....	48	—	7.2	0.3	0.1	2.1	0.1	0.2
Security guard services.....	48	1	7.2	0.3	0.1	2.1	0.1	0.2
Security guard services.....	48	11	7.2	0.3	0.1	2.1	0.1	0.2
Security guard services.....	48	1101	7.2	0.3	0.1	2.1	0.1	0.2
Security guard services.....	48	110101	7.2	0.3	0.1	2.1	0.1	0.2
Cleaning and building maintenance services (partial).....	49	—	2.1	0.1	0.9	0.1	0.0	-0.1
Janitorial services.....	49	1	2.1	0.1	0.9	0.1	0.0	-0.1
Janitorial services.....	49	11	2.1	0.1	0.9	0.1	0.0	-0.1
Janitorial services.....	49	1101	2.1	0.1	0.9	0.1	0.0	-0.1
Janitorial services.....	49	110101	2.1	0.1	0.9	0.1	0.0	-0.1
Waste collection and remediation services (partial).....	50	—	9.8	2.0	1.2	-0.2	-0.4	-0.1
Waste collection.....	50	1	9.8	2.0	1.2	-0.2	-0.4	-0.1
Solid waste collection.....	50	11	9.8	2.0	1.2	-0.2	-0.4	-0.1
Solid waste collection.....	50	1101	9.8	2.0	1.2	-0.2	-0.4	-0.1
Solid waste collection.....	50	110101	9.8	2.0	1.2	-0.2	-0.4	-0.1
Health care services.....	51	—	2.5	0.3	0.3	0.1	0.0	0.2
Outpatient care (partial).....	51	1	1.6	0.2	0.3	0.1	-0.1	0.3
Outpatient care (partial).....	51	11	1.6	0.2	0.3	0.1	-0.1	0.3
Physician care.....	51	1101	0.7	0.1	0.0	0.1	0.0	0.0
Medicare patients: physician care.....	51	110102	-2.5	0.0	-0.1	0.0	0.0	0.0
Medicaid patients: physician care.....	51	110103	1.7	0.0	-0.1	0.4	0.3	0.0
Private insurance patients: physician care.....	51	110104	2.0	0.4	0.1	0.0	0.0	0.0
All other patients: physician care.....	51	110105	1.4	-0.6	0.0	0.0	0.0	0.0
Medical laboratory and diagnostic imaging center care.....	51	1102	0.4	0.0	0.0	0.1	0.0	0.0
Medical laboratory care.....	51	110201	-0.2	0.1	0.0	0.1	0.0	0.0
Medicare patients: medical laboratory care.....	51	1102011	2.6	0.0	0.0	0.0	0.0	0.0
Medicaid patients: medical laboratory care.....	51	1102012	-0.2	0.0	0.0	0.0	0.0	0.0
Private insurance patients: medical laboratory care.....	51	1102013	-0.8	0.1	0.0	0.0	-0.1	0.0
All other patients: medical laboratory care.....	51	1102014	1.1	0.0	0.0	0.6	0.0	0.0
Diagnostic imaging center care.....	51	110202	1.5	0.0	0.0	0.0	0.0	0.0
Medicare and Medicaid patients: diagnostic imaging center care.....	51	1102021	0.4	0.0	0.0	0.0	0.0	0.0
Private insurance and all other patients: diagnostic imaging center care.....	51	1102024	1.8	0.0	0.0	0.0	0.0	0.0
Home health and hospice care.....	51	1103	4.8	0.3	0.7	0.0	0.2	0.0
Home health and hospice care.....	51	110301	4.8	0.3	0.7	0.0	0.2	0.0
Medicare and Medicaid patients: home health and hospice care.....	51	11030101	3.8	0.0	1.1	0.0	0.0	0.0
Medicare patients: home health and hospice care.....	51	110301011	-0.1	0.0	0.0	0.0	0.0	0.0
Medicaid patients: home health and hospice care.....	51	110301012	7.0	0.0	1.9	0.0	0.0	0.0
Private insurance and all other patients: home health and hospice care.....	51	11030102	8.9	1.1	0.0	0.0	0.6	0.0
Private insurance patients: home health and hospice care.....	51	110301021	3.3	0.1	0.0	0.0	0.0	0.0
All other patients: home health and hospice care.....	51	110301022	11.6	1.3	0.0	0.0	0.7	0.0
Hospital outpatient care.....	51	1104	1.5	0.2	0.7	0.2	-0.2	0.7
Hospital outpatient care.....	51	110401	1.5	0.2	0.7	0.2	-0.2	0.7
Hospital outpatient care, general medical & surgical hospitals.....	51	1104011	2.1	0.2	0.7	0.2	-0.3	0.7
Medicare patients: hospital outpatient care, general medical and surgical hospitals.....	51	11040111	1.5	0.1	0.3	0.0	0.0	0.0
Medicaid patients: hospital outpatient care, general medical and surgical hospitals.....	51	11040112	8.2	0.0	0.0	0.0	0.0	10.1
Private insurance and all other patients: outpatient care, gen. medical and surgical hospitals.....	51	11040113	1.8	0.4	1.0	0.3	-0.4	0.0
Dental care.....	51	1105	3.1	0.1	0.0	0.0	0.0	0.0
Private insurance patients: dental care.....	51	110502	2.5	0.0	0.0	0.0	0.0	0.0
Private insurance patients: dental visits and consultations.....	51	1105021	2.1	0.0	0.0	0.0	0.0	0.0
Private insurance patients: dental surgical intervention services.....	51	1105022	0.2	0.0	0.0	0.0	0.0	0.0
Private insurance patients: dental non-surgical intervention services.....	51	1105023	3.5	0.0	0.0	0.0	0.0	0.0

See footnotes at end of table.

Table 7. Producer price index percentage changes for commodity and service groupings and individual items, not seasonally adjusted — Continued
 [July 2023]

Title	Commodity code		Unadjusted 12-month percent change ¹	Unadjusted 1-month percent change ¹				
	Group code	Item code		July 2022 to July 2023 ^P	Feb. to Mar.	Mar. to Apr. ^P	Apr. to May ^P	May to June ^P
Medicare, Medicaid and all other patients: dental care.....	51	110503	3.8	0.2	0.0	0.0	0.0	0.0
Medicare, Medicaid and all other patients: dental visits and consultations.....	51	1105031	-1.9	0.0	0.0	0.0	0.0	0.0
Medicare, Medicaid and all other patients: dental surgical intervention services.....	51	1105032	1.8	1.5	0.0	0.0	0.0	0.0
Medicare and Medicaid and all other patients: dental non-surgical intervention services.....	51	1105033	8.4	0.0	0.0	0.0	0.0	0.0
Inpatient care.....	51	2	3.9	0.4	0.2	0.2	0.1	0.1
Inpatient care.....	51	21	3.9	0.4	0.2	0.2	0.1	0.1
Hospital inpatient care.....	51	2101	3.4	0.5	0.2	0.2	0.2	-0.1
Hospital inpatient care.....	51	210101	3.4	0.5	0.2	0.2	0.2	-0.1
Hospital inpatient care, general medical and surgical hospitals.....	51	2101011	3.5	0.5	0.2	0.1	0.2	-0.2
Medicare patients: hospital inpatient care, general medical and surgical hospitals.....	51	21010111	3.2	-0.3	-0.3	0.1	-0.2	0.0
Medicaid patients: hospital inpatient care, general medical and surgical hospitals.....	51	21010112	0.3	0.0	0.0	0.0	0.0	-2.4
Private insur. & all other patients: hospital inpatient, general medical and surgical hospitals.....	51	21010113	4.9	1.3	0.6	0.2	0.7	0.4
Private insurance patients: hospital inpatient care, general medical and surgical hospitals.....	51	210101131	4.6	0.5	0.7	0.2	0.7	0.4
All other patients: hospital inpatient care, general medical and surgical hospitals.....	51	210101132	8.9	8.1	0.0	0.0	0.0	0.0
Hospital inpatient care, psychiatric & substance abuse hospitals.....	51	2101012	3.4	0.0	0.1	2.4	0.0	0.2
Hospital inpatient care, specialty hospitals.....	51	2101013	0.4	0.1	0.4	-0.1	0.5	0.0
Medicare patients: hospital inpatient care, specialty hospitals.....	51	21010131	-0.6	0.3	0.0	0.1	0.0	0.0
Medicaid patients: hospital inpatient care, specialty hospitals.....	51	21010132	2.0	-0.2	-0.3	-0.7	0.1	0.0
Private insurance and all other patients: hospital inpatient care, specialty hospitals.....	51	21010133	1.0	0.0	0.9	0.0	1.1	0.0
Nursing home care.....	51	2102	5.6	0.3	0.0	-0.1	-0.1	0.8
Nursing home care.....	51	210201	5.6	0.3	0.0	-0.1	-0.1	0.8
Medicare and Medicaid patients: Nursing home care.....	51	21020101	4.5	0.0	-0.3	-0.1	-0.2	0.6
Medicaid patients: Nursing home care.....	51	210201011	5.7	-0.1	-0.4	-0.2	-0.3	1.0
Medicare patients: Nursing home care.....	51	210201012	2.6	0.0	0.0	0.0	0.0	0.0
Private insurance and all other patients: Nursing home care.....	51	21020102	7.1	0.9	0.3	0.0	-0.1	1.0
Private insurance patients: Nursing home care.....	51	210201021	0.0	0.0	0.0	0.0	0.0	0.0
All other patients: Nursing home care.....	51	210201022	8.6	1.1	0.4	0.1	-0.1	1.2
Intellectual and developmental disability center care.....	51	2103	6.3	0.3	-0.1	0.1	0.0	1.4
Intellectual and developmental disability center care.....	51	210301	6.3	0.3	-0.1	0.1	0.0	1.4
Medicaid patients: Intellectual and developmental disability center care.....	51	21030101	2.2	0.4	-0.1	0.2	0.0	0.7
Medicare, private ins. & all other patients: Intellectual & develop. disability center care.....	51	21030102	24.7	0.0	0.0	0.0	0.0	4.4
Sales of blood and blood products, organs, and tissues.....	51	3	6.6	-0.4	0.1	2.2	0.0	0.7
Sales of blood and blood products, organs, and tissues.....	51	31	6.6	-0.4	0.1	2.2	0.0	0.7
Sales of blood and blood products, organs, and tissues.....	51	3101	6.6	-0.4	0.1	2.2	0.0	0.7
Sales of blood and blood products, organs, and tissues.....	51	310101	6.6	-0.4	0.1	2.2	0.0	0.7
Accommodation services.....	53	-	1.7	8.3	-0.8	-2.6	6.6	0.3
Traveler accommodation services.....	53	1	1.7	8.3	-0.8	-2.6	6.6	0.3
Traveler accommodation services.....	53	11	1.7	8.3	-0.8	-2.6	6.6	0.3
Guestroom or unit rental.....	53	1101	1.6	9.0	-0.9	-2.8	7.0	0.4
Guestroom or unit rental.....	53	110101	1.6	9.0	-0.9	-2.8	7.0	0.4
Other traveler accommodation services.....	53	1102	2.8	0.0	-0.5	-0.2	0.7	-0.5
Other traveler accommodation services.....	53	110201	2.8	0.0	-0.5	-0.2	0.7	-0.5
Food and beverage for immediate consumption services (partial).....	54	-	1.8	0.1	0.4	0.0	0.0	0.3
Food and beverage for immediate consumption services (partial).....	54	1	1.8	0.1	0.4	0.0	0.0	0.3
Food and nonalcoholic beverages for immediate consumption (partial).....	54	11	1.4	0.0	0.1	0.0	0.0	0.4
Food and nonalcoholic beverages for immediate consumption (partial).....	54	1101	1.4	0.0	0.1	0.0	0.0	0.4
Food and nonalcoholic beverages for immediate consumption (partial).....	54	110101	1.4	0.0	0.1	0.0	0.0	0.4
Alcoholic beverages for immediate consumption (partial).....	54	12	3.5	1.1	1.5	-0.2	0.1	-0.1
Alcoholic beverages for immediate consumption (partial).....	54	1201	3.5	1.1	1.5	-0.2	0.1	-0.1
Alcoholic beverages for immediate consumption (partial).....	54	120101	3.5	1.1	1.5	-0.2	0.1	-0.1
Repair and maintenance services (partial).....	55	-	6.0	1.0	0.9	-0.1	0.1	0.4
Commercial and industrial machinery and equipment repair and maintenance.....	55	1	8.4	1.3	1.6	-0.7	0.0	0.8

See footnotes at end of table.

Table 7. Producer price index percentage changes for commodity and service groupings and individual items, not seasonally adjusted — Continued
[July 2023]

Title	Commodity code		Unadjusted 12-month percent change ¹	Unadjusted 1-month percent change ¹				
	Group code	Item code		July 2022 to July 2023 ^P	Feb. to Mar.	Mar. to Apr. ^P	Apr. to May ^P	May to June ^P
Commercial and industrial machinery and equipment repair and maintenance.....	55	11	8.4	1.3	1.6	-0.7	0.0	0.8
Commercial machinery repair and maintenance.....	55	1101	8.4	1.3	1.6	-0.7	0.0	0.8
Commercial machinery repair and maintenance.....	55	110101	8.4	1.3	1.6	-0.7	0.0	0.8
Motor vehicle repair and maintenance (partial).....	55	2	5.2	0.9	0.4	0.3	0.4	0.0
Motor vehicle repair and maintenance (partial).....	55	21	5.2	0.9	0.4	0.3	0.4	0.0
Motor vehicle repair and maintenance (partial).....	55	2101	5.2	0.9	0.4	0.3	0.4	0.0
Motor vehicle repair and maintenance (partial).....	55	210101	5.2	0.9	0.4	0.3	0.4	0.0
Ship repair and maintenance.....	55	3	8.0	0.1	0.1	1.3	0.0	0.0
Ship repair and maintenance.....	55	31	8.0	0.1	0.1	1.3	0.0	0.0
Ship repair, military.....	55	3101	2.3	0.0	0.0	0.5	0.0	0.0
Ship repair, military.....	55	310101	2.3	0.0	0.0	0.5	0.0	0.0
Ship repair, nonmilitary.....	55	3102	19.6	0.1	0.3	2.6	0.0	0.0
Ship repair, nonmilitary.....	55	310201	19.6	0.1	0.3	2.6	0.0	0.0
Aircraft repair and maintenance.....	55	4	4.8	0.4	0.1	0.0	0.0	0.5
Aircraft repair and maintenance.....	55	41	4.8	0.4	0.1	0.0	0.0	0.5
Aircraft repair and maintenance.....	55	4101	4.8	0.4	0.1	0.0	0.0	0.5
Aircraft repair and maintenance.....	55	410101	4.8	0.4	0.1	0.0	0.0	0.5
Entertainment services (partial).....	56	-	2.8	0.3	-0.5	-0.9	0.0	-0.1
Membership dues and admissions and recreation facility use fees (partial).....	56	11	6.1	0.2	0.2	-1.7	0.0	0.5
Membership dues and admissions and recreation facility use fees (partial).....	56	11	6.1	0.2	0.2	-1.7	0.0	0.5
Membership dues.....	56	1101	5.8	-0.1	0.1	0.0	0.3	0.3
Membership dues, golf courses and country clubs.....	56	110101	9.4	0.1	0.3	0.0	0.8	0.7
Membership dues, fitness and recreational sports centers.....	56	110102	3.5	-0.3	0.0	0.0	0.0	0.0
Admissions and recreational facilities use fees (partial).....	56	1102	7.0	0.8	0.3	-4.4	-0.5	0.9
Admissions and recreational facilities use fees, golf courses and country clubs.....	56	110201	-1.1	0.4	-0.1	-12.1	-0.7	0.1
Admissions and recreational facilities use fees, fitness and recreational sports centers.....	56	110202	7.2	0.0	0.0	0.0	0.0	0.0
Admissions and recreational facilities use fees, amusement and theme parks.....	56	110203	8.9	1.3	0.6	-1.8	-0.6	1.6
Recreational activity instruction fees (partial).....	56	2	0.2	0.0	0.0	0.1	0.0	0.0
Recreational activity instruction fees (partial).....	56	21	0.2	0.0	0.0	0.1	0.0	0.0
Recreational activity instruction fees (partial).....	56	2101	0.2	0.0	0.0	0.1	0.0	0.0
Recreational activity instruction fees (partial).....	56	210101	0.2	0.0	0.0	0.1	0.0	0.0
Gaming receipts (partial).....	56	3	-1.3	0.4	-1.7	0.2	0.0	-1.0
Gaming receipts (partial).....	56	31	-1.3	0.4	-1.7	0.2	0.0	-1.0
Gaming receipts (partial).....	56	3101	-1.3	0.4	-1.7	0.2	0.0	-1.0
Gaming receipts (partial).....	56	310101	-1.3	0.4	-1.7	0.2	0.0	-1.0
Wholesale trade services.....	57	-	2.3	0.0	1.6	0.1	-1.3	2.0
Machinery and equipment and parts and supplies wholesaling.....	57	1	0.8	1.2	-0.8	1.6	-3.4	2.0
Machinery and equipment and parts and supplies wholesaling.....	57	11	0.8	1.2	-0.8	1.6	-3.4	2.0
Parts and supplies for machinery and equipment wholesaling.....	57	1102	3.4	4.9	-2.7	2.8	-2.1	0.9
Parts and supplies for machinery and equipment wholesaling.....	57	110201	3.4	4.9	-2.7	2.8	-2.1	0.9
Machinery and vehicle wholesaling.....	57	1103	0.5	-2.3	1.2	0.8	-5.0	3.7
Machinery and vehicle wholesaling.....	57	110301	0.5	-2.3	1.2	0.8	-5.0	3.7
Professional and commercial equipment wholesaling.....	57	1104	3.0	5.1	-2.7	1.2	-0.6	-1.4
Professional and commercial equipment wholesaling.....	57	110401	3.0	5.1	-2.7	1.2	-0.6	-1.4
Furnishings wholesaling.....	57	2	-2.0	1.1	-0.3	-6.9	1.1	0.0
Furnishings wholesaling.....	57	21	-2.0	1.1	-0.3	-6.9	1.1	0.0
Furnishings wholesaling.....	57	2101	-2.0	1.1	-0.3	-6.9	1.1	0.0
Furnishings wholesaling.....	57	210101	-2.0	1.1	-0.3	-6.9	1.1	0.0
Building materials, paint, and hardware wholesaling.....	57	3	-8.9	-0.5	0.1	-1.3	2.2	-0.2
Building materials, paint, and hardware wholesaling.....	57	31	-8.9	-0.5	0.1	-1.3	2.2	-0.2
Building materials, paint, and hardware wholesaling.....	57	3101	-8.9	-0.5	0.1	-1.3	2.2	-0.2
Building materials, paint, and hardware wholesaling.....	57	310101	-8.9	-0.5	0.1	-1.3	2.2	-0.2
Metals, minerals, and ores wholesaling.....	57	4	-2.7	10.4	2.1	-9.8	-3.2	0.9
Metals, minerals, and ores wholesaling.....	57	41	-2.7	10.4	2.1	-9.8	-3.2	0.9
Metals, minerals, and ores wholesaling.....	57	4101	-2.7	10.4	2.1	-9.8	-3.2	0.9

See footnotes at end of table.

Table 7. Producer price index percentage changes for commodity and service groupings and individual items, not seasonally adjusted — Continued
[July 2023]

Title	Commodity code		Unadjusted 12-month percent change ¹	Unadjusted 1-month percent change ¹				
	Group code	Item code		July 2022 to July 2023 ^P	Feb. to Mar.	Mar. to Apr. ^P	Apr. to May ^P	May to June ^P
Metals, minerals, and ores wholesaling.....	57	410101	-2.7	10.4	2.1	-9.8	-3.2	0.9
Chemicals and allied products wholesaling.....	57	5	5.0	-3.2	1.6	0.4	0.1	2.4
Chemicals and allied products wholesaling.....	57	51	5.0	-3.2	1.6	0.4	0.1	2.4
Chemicals and allied products wholesaling.....	57	5101	5.0	-3.2	1.6	0.4	0.1	2.4
Chemicals and allied products wholesaling.....	57	510101	5.0	-3.2	1.6	0.4	0.1	2.4
Paper and plastics products wholesaling.....	57	6	2.6	0.5	0.3	0.3	-0.4	-0.9
Paper and plastics products wholesaling.....	57	61	2.6	0.5	0.3	0.3	-0.4	-0.9
Paper and plastics products wholesaling.....	57	6101	2.6	0.5	0.3	0.3	-0.4	-0.9
Paper and plastics products wholesaling.....	57	610101	2.6	0.5	0.3	0.3	-0.4	-0.9
Apparel wholesaling.....	57	7	7.7	-5.6	7.1	-5.5	3.2	-1.2
Apparel wholesaling.....	57	71	7.7	-5.6	7.1	-5.5	3.2	-1.2
Apparel wholesaling.....	57	7101	7.7	-5.6	7.1	-5.5	3.2	-1.2
Apparel wholesaling.....	57	710101	7.7	-5.6	7.1	-5.5	3.2	-1.2
Food and alcohol wholesaling.....	57	8	3.1	0.5	2.7	2.2	-2.3	0.6
Food and alcohol wholesaling.....	57	81	3.1	0.5	2.7	2.2	-2.3	0.6
Food wholesaling.....	57	8101	2.4	0.7	3.1	2.5	-2.6	0.7
Food wholesaling.....	57	810101	2.4	0.7	3.1	2.5	-2.6	0.7
Alcohol wholesaling.....	57	8102	4.8	-0.6	0.0	-0.3	-0.4	0.2
Alcohol wholesaling.....	57	810201	4.8	-0.6	0.0	-0.3	-0.4	0.2
Other commodities wholesaling.....	57	9	5.3	-2.1	4.8	-0.7	0.9	4.1
Other commodities wholesaling.....	57	91	5.3	-2.1	4.8	-0.7	0.9	4.1
Other commodities wholesaling.....	57	9101	5.3	-2.1	4.8	-0.7	0.9	4.1
Other commodities wholesaling.....	57	910101	5.3	-2.1	4.8	-0.7	0.9	4.1
Retail trade services.....	58	—	-1.0	0.4	-0.6	0.5	-0.6	-0.9
Food and alcohol retailing.....	58	1	8.0	1.1	-0.4	0.8	0.5	-1.8
Food and alcohol retailing.....	58	11	8.0	1.1	-0.4	0.8	0.5	-1.8
Food retailing.....	58	1102	8.4	1.6	-0.6	1.0	0.5	-1.8
Food retailing.....	58	110201	8.4	1.6	-0.6	1.0	0.5	-1.8
Alcohol retailing.....	58	1103	5.6	-2.2	0.7	-1.0	0.8	-1.7
Alcohol retailing.....	58	110301	5.6	-2.2	0.7	-1.0	0.8	-1.7
Health and beauty care retailing, including optical goods.....	58	2	2.8	-1.0	-0.6	1.6	-0.6	-0.4
Health and beauty care retailing, including optical goods.....	58	21	2.8	-1.0	-0.6	1.6	-0.6	-0.4
Health and beauty care retailing, including optical goods.....	58	2101	2.8	-1.0	-0.6	1.6	-0.6	-0.4
Health and beauty care retailing, including optical goods.....	58	210101	2.8	-1.0	-0.6	1.6	-0.6	-0.4
Apparel, jewelry, footwear, and accessories retailing.....	58	3	3.5	1.6	-3.2	1.4	-3.7	-1.8
Apparel, jewelry, footwear, and accessories retailing.....	58	31	3.5	1.6	-3.2	1.4	-3.7	-1.8
Apparel, footwear, and accessories retailing.....	58	3101	3.2	1.9	-3.8	1.5	-4.3	-2.1
Apparel, footwear, and accessories retailing.....	58	310101	3.2	1.9	-3.8	1.5	-4.3	-2.1
Jewelry retailing.....	58	3102	6.0	-0.7	0.4	0.8	0.2	0.1
Jewelry retailing.....	58	310201	6.0	-0.7	0.4	0.8	0.2	0.1
Computer hardware, software, and supplies retailing.....	58	4	-26.4	2.2	-2.3	-0.6	-1.7	-0.3
Computer hardware, software, and supplies retailing.....	58	41	-26.4	2.2	-2.3	-0.6	-1.7	-0.3
Computer hardware, software, and supplies retailing.....	58	4101	-26.4	2.2	-2.3	-0.6	-1.7	-0.3
Computer hardware, software, and supplies retailing.....	58	410101	-26.4	2.2	-2.3	-0.6	-1.7	-0.3
TV, video, and photographic equipment and supplies retailing.....	58	5	-5.4	8.2	3.9	-10.6	17.3	0.2
TV, video, and photographic equipment and supplies retailing.....	58	51	-5.4	8.2	3.9	-10.6	17.3	0.2
TV, video, and photographic equipment and supplies retailing.....	58	5101	-5.4	8.2	3.9	-10.6	17.3	0.2
TV, video, and photographic equipment and supplies retailing.....	58	510101	-5.4	8.2	3.9	-10.6	17.3	0.2
Automobiles and automobile parts retailing.....	58	6	-17.4	1.3	-1.7	-2.2	0.0	0.1
Automobiles and automobile parts retailing.....	58	61	-17.4	1.3	-1.7	-2.2	0.0	0.1
Automobile retailing (Partial).....	58	6101	-24.6	2.4	-1.0	-3.2	-0.5	0.2
Automobile retailing (Partial).....	58	610101	-24.6	2.4	-1.0	-3.2	-0.5	0.2
Automotive parts, including tires, retailing.....	58	6102	1.4	-1.9	-3.8	0.8	1.6	-0.2
Automotive parts, including tires, retailing.....	58	610201	1.4	-1.9	-3.8	0.8	1.6	-0.2
RVs, trailers, and campers retailing.....	58	8	-19.5	9.1	-2.2	9.3	-4.0	0.2
RVs, trailers, and campers retailing.....	58	81	-19.5	9.1	-2.2	9.3	-4.0	0.2
RVs, trailers, and campers retailing.....	58	8101	-19.5	9.1	-2.2	9.3	-4.0	0.2

See footnotes at end of table.

Table 7. Producer price index percentage changes for commodity and service groupings and individual items, not seasonally adjusted — Continued
[July 2023]

Title	Commodity code		Unadjusted 12-month percent change ¹	Unadjusted 1-month percent change ¹				
	Group code	Item code		July 2022 to July 2023 ^P	Feb. to Mar.	Mar. to Apr. ^P	Apr. to May ^P	May to June ^P
RVs, trailers, and campers retailing.....	58	810101	-19.5	9.1	-2.2	9.3	-4.0	0.2
Sporting goods, including boats, retailing.....	58	9	4.5	1.1	2.3	-0.4	-1.7	3.8
Sporting goods, including boats, retailing.....	58	91	4.5	1.1	2.3	-0.4	-1.7	3.8
Sporting goods, including boats, retailing.....	58	9101	4.5	1.1	2.3	-0.4	-1.7	3.8
Sporting goods, including boats, retailing.....	58	910101	4.5	1.1	2.3	-0.4	-1.7	3.8
Lawn, garden, and farm equipment and supplies retailing.....	58	A	17.8	12.4	1.5	-1.3	0.1	2.5
Lawn, garden, and farm equipment and supplies retailing.....	58	A1	17.8	12.4	1.5	-1.3	0.1	2.5
Lawn, garden, and farm equipment and supplies retailing.....	58	A101	17.8	12.4	1.5	-1.3	0.1	2.5
Lawn, garden, and farm equipment and supplies retailing.....	58	A10101	17.8	12.4	1.5	-1.3	0.1	2.5
Furniture retailing.....	58	B	3.7	-2.2	2.0	0.9	1.0	-1.1
Furniture retailing.....	58	B1	3.7	-2.2	2.0	0.9	1.0	-1.1
Furniture retailing.....	58	B101	3.7	-2.2	2.0	0.9	1.0	-1.1
Furniture retailing.....	58	B10101	3.7	-2.2	2.0	0.9	1.0	-1.1
Flooring and floor coverings retailing.....	58	C	-2.6	0.9	-0.1	-0.5	0.9	0.4
Flooring and floor coverings retailing.....	58	C1	-2.6	0.9	-0.1	-0.5	0.9	0.4
Flooring and floor coverings retailing.....	58	C101	-2.6	0.9	-0.1	-0.5	0.9	0.4
Flooring and floor coverings retailing.....	58	C10101	-2.6	0.9	-0.1	-0.5	0.9	0.4
Hardware and building materials and supplies retailing.....	58	D	-7.7	1.3	-0.1	-1.0	1.8	4.0
Hardware and building materials and supplies retailing.....	58	D1	-7.7	1.3	-0.1	-1.0	1.8	4.0
Hardware and building materials and supplies retailing.....	58	D101	-7.7	1.3	-0.1	-1.0	1.8	4.0
Hardware and building materials and supplies retailing.....	58	D10101	-7.7	1.3	-0.1	-1.0	1.8	4.0
Major household appliance retailing.....	58	E	-3.4	-8.7	5.0	-4.2	-1.6	-2.1
Major household appliance retailing.....	58	E1	-3.4	-8.7	5.0	-4.2	-1.6	-2.1
Major household appliance retailing.....	58	E101	-3.4	-8.7	5.0	-4.2	-1.6	-2.1
Major household appliance retailing.....	58	E10101	-3.4	-8.7	5.0	-4.2	-1.6	-2.1
Fuels and lubricants retailing.....	58	F	-9.9	-12.3	-0.1	11.5	-3.8	-8.4
Fuels and lubricants retailing.....	58	F1	-9.9	-12.3	-0.1	11.5	-3.8	-8.4
Automotive fuels and lubricants retailing.....	58	F101	-12.6	-14.8	0.7	12.1	-2.0	-8.5
Automotive fuels and lubricants retailing.....	58	F10101	-12.6	-14.8	0.7	12.1	-2.0	-8.5
Household fuels retailing.....	58	F102	4.6	0.0	-3.8	8.6	-12.0	-8.3
Household fuels retailing.....	58	F10201	4.6	0.0	-3.8	8.6	-12.0	-8.3
Cleaning supplies and paper products retailing.....	58	G	6.5	-0.1	6.0	-1.9	3.1	-3.6
Cleaning supplies and paper products retailing.....	58	G1	6.5	-0.1	6.0	-1.9	3.1	-3.6
Cleaning supplies and paper products retailing.....	58	G101	6.5	-0.1	6.0	-1.9	3.1	-3.6
Cleaning supplies and paper products retailing.....	58	G10101	6.5	-0.1	6.0	-1.9	3.1	-3.6
Book retailing.....	58	H	-0.1	0.6	0.1	0.3	0.5	0.0
Book retailing.....	58	H1	-0.1	0.6	0.1	0.3	0.5	0.0
Book retailing.....	58	H101	-0.1	0.6	0.1	0.3	0.5	0.0
Book retailing.....	58	H10101	-0.1	0.6	0.1	0.3	0.5	0.0
Other merchandise retailing (partial).....	58	I	4.3	3.4	0.3	-2.0	-0.4	-0.6
Other merchandise retailing (partial).....	58	I1	4.3	3.4	0.3	-2.0	-0.4	-0.6
Other merchandise retailing (partial).....	58	I101	4.3	3.4	0.3	-2.0	-0.4	-0.6
Other merchandise retailing (partial).....	58	I10101	4.3	3.4	0.3	-2.0	-0.4	-0.6
Metal treatment services.....	59	—	4.6	0.0	0.7	0.4	-0.2	0.7
Metal treatment services.....	59	1	4.6	0.0	0.7	0.4	-0.2	0.7
Metal treatment services.....	59	11	4.6	0.0	0.7	0.4	-0.2	0.7
Metal plating and polishing.....	59	1101	6.1	-0.5	0.0	0.0	1.4	0.0
Metal plating and polishing.....	59	110111	6.1	-0.5	0.0	0.0	1.4	0.0
Metal coating and allied services.....	59	1102	0.7	-0.4	0.7	0.7	-1.1	0.4
Metal coating and allied services.....	59	110222	0.7	-0.4	0.7	0.7	-1.1	0.4
Metal heat treating.....	59	1103	12.3	1.8	1.8	0.0	0.0	2.4
Metal heat treating.....	59	110349	12.3	1.8	1.8	0.0	0.0	2.4
Mining services.....	60	—	4.7	1.1	-0.7	-0.5	-0.3	0.0
Mining services.....	60	1	4.7	1.1	-0.7	-0.5	-0.3	0.0
Mining services.....	60	11	4.7	1.1	-0.7	-0.5	-0.3	0.0
Support activities for coal mining.....	60	1102	3.9	1.9	0.0	-0.1	0.5	0.1

See footnotes at end of table.

Table 7. Producer price index percentage changes for commodity and service groupings and individual items, not seasonally adjusted — Continued
[July 2023]

Title	Commodity code		Unadjusted 12-month percent change ¹	Unadjusted 1-month percent change ¹				
	Group code	Item code		July 2022 to July 2023 ^p	Feb. to Mar.	Mar. to Apr. ^p	Apr. to May ^p	May to June ^p
Support activities for coal mining.....	60	110201	3.9	1.9	0.0	-0.1	0.5	0.1
Drilling oil and gas wells services.....	60	1103	5.2	-0.1	0.0	-0.9	-1.2	-0.6
Drilling oil and gas wells services.....	60	110301	5.2	-0.1	0.0	-0.9	-1.2	-0.6
Support activities for oil and gas operations.....	60	1104	4.7	1.5	-1.0	-0.4	0.0	0.2
Support activities for oil and gas operations.....	60	110401	4.7	1.5	-1.0	-0.4	0.0	0.2
Metal and nonmetallic minerals mining services.....	60	1106	—	—	—	—	0.0	0.0
Metal and nonmetallic minerals mining services.....	60	110601	—	—	—	—	0.0	0.0
Metal mining services.....	60	1106011	—	1.0	1.1	0.0	—	—
Contract work on textile products, apparel, and leather.....	61	—	6.0	0.6	0.0	-0.2	0.1	0.1
Contract work on textile products and apparel.....	61	1	6.1	0.6	0.0	-0.2	0.1	0.1
Contract work on textile products and apparel.....	61	11	6.1	0.6	0.0	-0.2	0.1	0.1
Contract work on textile products.....	61	1102	7.0	1.3	0.0	0.0	0.1	0.0
Commission finishing of broadwoven fabrics.....	61	110201	7.3	1.3	0.1	0.0	0.1	0.0
Commission finishing of cotton broadwoven fabrics.....	61	1102011	7.7	0.5	0.3	-0.1	0.0	0.0
Other commission finishing of broadwoven fabrics (excl. cotton & wool).....	61	1102012	7.9	1.5	0.0	0.0	0.1	0.0
Commission knit or knit & finishing of weft & warp knit fabric.....	61	110204	0.6	0.0	-0.2	0.5	0.0	0.0
Contract work on apparel.....	61	1103	5.2	0.0	0.0	0.1	0.0	0.2
Contract work on women's, girls' and infants' apparel.....	61	11031	3.4	0.0	0.0	0.0	0.0	0.0
Contract work on women's, girls', and infants' nontailored coats, jackets, & other outerwear.....	61	110313	—	0.0	—	—	—	—
Contract work on men's and boys' (including unisex) apparel.....	61	11032	7.7	0.0	0.0	0.2	0.0	0.4
Contract work on men's and boys' pants, work apparel, and other outerwear.....	61	110321	9.8	0.0	0.0	0.0	0.0	0.0
Contract work on men's and boys' shirts, tailored suits/coats/jackets, & underwear/nightwear.....	61	110323	1.5	0.0	0.0	0.5	0.0	0.9
Contract & commission receipts for tanning or finishing leather owned by others.....	61	2	1.9	0.0	0.0	0.0	0.0	0.0
Contract & commission receipts for tanning or finishing leather owned by others.....	61	21	1.9	0.0	0.0	0.0	0.0	0.0
Contract and commission receipts for tanning or finishing leather owned by others.....	61	2101	1.9	0.0	0.0	0.0	0.0	0.0
Contract and commission receipts for tanning or finishing leather owned by others.....	61	210101	1.9	0.0	0.0	0.0	0.0	0.0
Construction (partial).....	80	—	3.6	0.1	-0.2	0.2	0.0	-1.2
New nonresidential building construction.....	80	1	3.8	0.1	-0.2	0.1	0.0	-1.4
New nonresidential building construction.....	80	11	3.8	0.1	-0.2	0.1	0.0	-1.4
New warehouse building construction.....	80	1101	1.5	-0.2	-0.3	0.4	0.2	-0.7
New warehouse building construction.....	80	110101	1.5	-0.2	-0.3	0.4	0.2	-0.7
New school building construction.....	80	1102	3.8	0.2	-0.4	0.0	0.0	-1.1
New school building construction.....	80	110201	3.8	0.2	-0.4	0.0	0.0	-1.1
New office building construction.....	80	1103	5.3	0.2	0.2	0.1	-0.1	-2.3
New office building construction.....	80	110301	5.3	0.2	0.2	0.1	-0.1	-2.3
New industrial building construction.....	80	1104	2.6	0.1	-0.5	0.0	0.1	-1.6
New industrial building construction.....	80	110401	2.6	0.1	-0.5	0.0	0.1	-1.6
New health care building construction.....	80	1105	4.5	0.1	-0.3	0.0	-0.1	-0.8
New health care building construction.....	80	110501	4.5	0.1	-0.3	0.0	-0.1	-0.8
Maintenance and repair of nonresidential buildings (partial).....	80	2	4.4	0.4	0.1	1.4	0.1	0.3
Maintenance and repair of nonresidential buildings (partial).....	80	21	4.4	0.4	0.1	1.4	0.1	0.3
Maintenance and repair of nonresidential buildings (partial).....	80	2101	4.4	0.4	0.1	1.4	0.1	0.3
Maintenance and repair of nonresidential buildings (partial).....	80	210101	4.4	0.4	0.1	1.4	0.1	0.3

¹ All indexes are subject to revision for 4 months after their originally scheduled publication to incorporate late reports and corrections by survey respondents.

² Due to incomplete coverage of the services sector, some services indexes in this table reflect only a portion of their wherever-provided output. These indexes are flagged using the term "partial" at the end of their titles. For more information regarding wherever-provided services indexes, go to <https://www.bls.gov/ppi/wepnotice.htm>. This webpage includes methodology documentation, a table identifying missing coverage areas for those indexes with incomplete coverage, and a concordance table between wherever-provided services indexes and Census product codes.

^p Preliminary

"—" Data not available.

Table 8. Producer price indexes and percentage changes for selected commodity and service groupings and individual items, seasonally adjusted
 [July 2023, Index base 1982=100, unless otherwise indicated]

Title	Commodity code		Other index base	Seasonally adjusted index ¹					Seasonally adjusted 1-month percent change ¹		
	Group code	Item code		Mar. 2023	Apr. 2023 ^P	May 2023 ^P	June 2023 ^P	July 2023 ^P	Apr. to May ^P	May to June ^P	June to July ^P
Goods											
Fruits & melons, fresh/dry vegs. & nuts.	01	1		-	-	-	-	-	-	-	-
Fresh fruits and melons.	01	11		-	-	-	-	-	-	-	-
Citrus fruits.	01	1101		331.158	341.316	342.992	318.946	343.376	0.5	-7.0	7.7
Other fruits and berries.	01	1102		-	-	-	-	-	-	-	-
Melons.			12/91	-	-	-	-	-	-	-	-
Fresh and dry vegetables.	01	13		-	-	-	-	-	-	-	-
Dry vegetables.	01	1301		229.579	234.553	225.712	219.465	219.246	-3.8	-2.8	-0.1
Fresh vegetables, except potatoes.	01	1302		-	-	-	-	-	-	-	-
Sweet potatoes.	01	1303		156.781	157.224	151.384	157.889	149.495	-3.7	4.3	-5.3
Potatoes.	01	1306	12/11	205.704	230.346	249.073	243.775	239.274	8.1	-2.1	-1.8
Tree nuts.				-	-	-	-	-	-	-	-
Tree nuts.				-	-	-	-	-	-	-	-
Grains.	01	2		251.256	257.993	243.757	248.497	226.817	-5.5	1.9	-8.7
Wheat.	01	21		-	-	-	-	-	-	-	-
Wheat.	01	2101		-	-	-	-	-	-	-	-
Other grains.	01	22		261.169	267.362	251.082	258.983	230.813	-6.1	3.1	-10.9
Barley.	01	2201		-	-	-	-	-	-	-	-
Corn.	01	2202		254.738	260.729	245.012	253.301	226.272	-6.0	3.4	-10.7
Oats.	01	2203		-	-	-	-	-	-	-	-
Sorghum.	01	2205	12/91	-	-	-	-	-	-	-	-
Rough rice.			12/91	-	-	-	-	-	-	-	-
Rough rice.			12/91	-	-	-	-	-	-	-	-
Livestock.	01	3		206.911	213.845	211.989	229.500	236.639	-0.9	8.3	3.1
Slaughter cattle.	01	31		238.046	257.025	255.822	271.287	277.825	-0.5	6.0	2.4
Slaughter steers and heifers.	01	3101		247.516	265.807	262.204	284.021	285.762	-1.4	8.3	0.6
Slaughter cows and bulls.	01	3102		194.180	197.148	199.121	200.648	222.437	1.0	0.8	10.9
Slaughter vealers.	01	3103		99.988	96.188	97.101	95.841	96.053	0.9	-1.3	0.2
Slaughter hogs.	01	32		103.163	94.882	90.270	101.304	109.888	-4.9	12.2	8.5
Slaughter barrows and gilts.	01	3201		101.714	94.521	90.854	101.889	109.798	-3.9	12.1	7.8
Slaughter sows.	01	3202		-	-	-	-	-	-	-	-
Slaughter lambs.	01	33		346.305	388.637	349.441	362.821	359.986	-10.1	3.8	-0.8
Slaughter lambs.	01	3301		346.305	388.637	349.441	362.821	359.986	-10.1	3.8	-0.8
Feeder and replacement cattle.			09/21	-	-	-	-	-	-	-	-
Feeder and replacement cattle.			09/21	-	-	-	-	-	-	-	-
Slaughter poultry.	01	4		355.805	354.191	351.722	345.251	320.445	-0.7	-1.8	-7.2
Slaughter chickens.	01	41		357.579	357.315	355.887	353.885	328.627	-0.4	-0.6	-7.1
Broilers and other meat type chickens.	01	4102		362.555	362.287	360.839	358.809	333.200	-0.4	-0.6	-7.1
Slaughter turkeys.	01	42		364.136	355.318	347.726	318.167	291.740	-2.1	-8.5	-8.3
Slaughter turkeys.	01	4201		364.136	355.318	347.726	318.167	291.740	-2.1	-8.5	-8.3
Slaughter ducks.	01	43	12/91	-	-	-	-	-	-	-	-
Slaughter ducks.	01	4301	12/91	-	-	-	-	-	-	-	-
Raw cotton.	01	5		-	-	-	-	-	-	-	-
Raw cotton.	01	51		-	-	-	-	-	-	-	-
Raw cotton.	01	5101		-	-	-	-	-	-	-	-
Raw milk.	01	6		161.863	155.713	146.589	137.360	135.339	-5.9	-6.3	-1.5
Raw milk.	01	61		162.517	156.342	147.182	137.916	135.886	-5.9	-6.3	-1.5
Raw milk.	01	6101		162.517	156.342	147.182	137.916	135.886	-5.9	-6.3	-1.5
Chicken eggs.	01	7		-	-	-	-	-	-	-	-
Chicken eggs.	01	71		-	-	-	-	-	-	-	-
Eggs for fresh use.	01	7107	12/91	-	-	-	-	-	-	-	-
Breaker stock and checks and undergrades.	01	7108	12/91	-	-	-	-	-	-	-	-
Hay, hayseeds, and oilseeds.	01	8		299.717	293.731	291.928	276.240	297.389	-0.6	-5.4	7.7
Hay and hayseeds.	01	81		-	-	-	-	-	-	-	-
Hay and hayseeds.	01	8101		-	-	-	-	-	-	-	-
Oilseeds.	01	83		262.962	264.197	260.912	242.823	264.682	-1.2	-6.9	9.0
Oilseeds.	01	8301		262.962	264.197	260.912	242.823	264.682	-1.2	-6.9	9.0
Cereal and bakery products.	02	1		331.078	329.779	332.308	332.224	332.969	0.8	0.0	0.2
Bakery products.	02	11		-	-	-	-	-	-	-	-
Bread (white, wheat, rye, etc.), including frozen.			06/06	-	-	-	-	-	-	-	-
Rolls (bread-type), muffins, bagels, and croissants.	02	1105		-	-	-	-	-	-	-	-
Other sweet goods, excluding frozen.				-	-	-	-	-	-	-	-
Soft cakes, excluding frozen.	02	1108		-	-	-	-	-	-	-	-
Cookies, crackers, and related products.	02	1121		-	-	-	-	-	-	-	-

See footnotes at end of table.

Table 8. Producer price indexes and percentage changes for selected commodity and service groupings and individual items, seasonally adjusted — Continued
 [July 2023, Index base 1982=100, unless otherwise indicated]

Title	Commodity code		Other index base	Seasonally adjusted index ¹					Seasonally adjusted 1-month percent change ¹		
	Group code	Item code		Mar. 2023	Apr. 2023 ^P	May 2023 ^P	June 2023 ^P	July 2023 ^P	Apr. to May ^P	May to June ^P	June to July ^P
Retail bakery products, excluding retail trade.....	02	1130	06/14	158.926	159.147	159.763	159.284	158.999	0.4	-0.3	-0.2
Flour and flour base mixes and doughs.....	02	12		-	-	-	-	-	-	-	-
Wheat flour.....	02	1203		-	-	-	-	-	-	-	-
Flour base mixes and doughs.....	02	1204		-	-	-	-	-	-	-	-
Milled rice and byproducts.....	02	13		-	-	-	-	-	-	-	-
Head rice.....	02	1301		-	-	-	-	-	-	-	-
Milled rice (incl second heads, screenings, brewers, bran, sharps, rice flour, and byproducts).....	02	1302	06/84	-	-	-	-	-	-	-	-
Cereal and pasta products.....	02	14		318.007	312.367	319.619	320.418	320.446	2.3	0.2	0.0
Dry macaroni, spaghetti, and egg noodle products, made from purchased flour.....	02	1402	06/85	-	-	-	-	-	-	-	-
Cereal and mill products, other than flour.....	02	1409	06/85	294.685	294.050	302.338	303.252	304.564	2.8	0.3	0.4
Meats, poultry, and fish.....	02	2		229.971	223.963	225.242	225.787	231.841	0.6	0.2	2.7
Meats.....	02	21		230.348	223.048	227.373	229.382	240.785	1.9	0.9	5.0
Beef and veal products, fresh or frozen.....	02	2101		274.723	266.199	286.677	292.735	306.766	7.7	2.1	4.8
Lamb/mutton, fresh or frozen, not canned or made into sausage, made in slaughtering plants.....	02	2103		-	-	-	-	-	-	-	-
Pork products, fresh, frozen, or processed, except sausage.....	02	2104		166.169	155.299	149.218	148.201	158.324	-3.9	-0.7	6.8
Other meats, fresh, frozen, or canned.....	02	2105		224.352	222.705	220.973	221.812	230.684	-0.8	0.4	4.0
Processed poultry.....	02	22		182.498	179.224	174.530	173.714	170.287	-2.6	-0.5	-2.0
Young chickens, including bulk, chilled, frozen, whole, and in parts.....	02	2203		192.398	189.940	188.768	187.821	188.623	-0.6	-0.5	0.4
Turkeys, including frozen, whole, and in parts.....	02	2206		-	-	-	-	-	-	-	-
Canned, cooked, smoked or prepared poultry.....	02	2208		-	-	-	-	-	-	-	-
Chicken hens and other poultry/small game.....			12/90	-	-	-	-	-	-	-	-
Unprocessed and prepared seafood.....	02	23		435.370	429.297	434.684	426.377	430.198	1.3	-1.9	0.9
Unprocessed finfish.....	02	2301		-	-	-	-	-	-	-	-
Unprocessed shellfish.....	02	2305	12/91	279.450	283.293	285.471	298.782	278.704	0.8	4.7	-6.7
Prepared fresh and frozen seafood.....			12/11	-	-	-	-	-	-	-	-
Dairy products.....	02	3		231.360	230.910	227.919	223.122	219.823	-1.3	-2.1	-1.5
Fluid milk products.....	02	31		-	-	-	-	-	-	-	-
Packaged fluid milk and related products.....	02	3103	12/82	-	-	-	-	-	-	-	-
Cottage cheese.....	02	3104	12/82	-	-	-	-	-	-	-	-
Other milk products.....	02	3105	12/82	-	-	-	-	-	-	-	-
Bulk fluid milk and cream.....	02	3106	12/91	-	-	-	-	-	-	-	-
Butter.....	02	32		-	-	-	-	-	-	-	-
Butter.....	02	3201		-	-	-	-	-	-	-	-
Natural, processed, and imitation cheese.....	02	33		191.652	191.000	184.038	179.208	174.657	-3.6	-2.6	-2.5
Natural cheese, except cottage cheese.....	02	3302		183.806	182.980	175.503	170.259	166.872	-4.1	-3.0	-2.0
Processed cheese and related products.....	02	3303		-	-	-	-	-	-	-	-
Cheese substitutes and imitations.....			06/88	-	-	-	-	-	-	-	-
Raw liquid whey.....			12/04	-	-	-	-	-	-	-	-
Ice cream and frozen desserts.....	02	34		-	-	-	-	-	-	-	-
Ice cream and frozen desserts.....			06/83	-	-	-	-	-	-	-	-
Dry, condensed, and evaporated milk products.....	02	35		-	-	-	-	-	-	-	-
Dry milk products, including feed grade.....	02	3502	12/83	-	-	-	-	-	-	-	-
Liquid milk products.....			12/83	-	-	-	-	-	-	-	-
Ice cream mixes and related products.....			06/02	-	-	-	-	-	-	-	-
Processed fruits and vegetables.....	02	4		-	-	-	-	-	-	-	-
Canned fruits and juices.....	02	41		-	-	-	-	-	-	-	-
Canned fruits, excluding baby foods.....	02	4101		-	-	-	-	-	-	-	-
Canned and fresh fruit juices, nectars, and concentrates.....	02	4102		-	-	-	-	-	-	-	-
Frozen fruits, juices and ades.....	02	42		-	-	-	-	-	-	-	-
Frozen fruits.....	02	4202		-	-	-	-	-	-	-	-
Canned vegetables and juices.....	02	44		-	-	-	-	-	-	-	-
Canned vegetables and juices.....	02	4401		-	-	-	-	-	-	-	-
Frozen vegetables.....	02	45		-	-	-	-	-	-	-	-
Frozen potato products (French-fried, patties, puffs, etc.).....	02	4502	12/90	301.034	302.270	301.959	325.063	328.354	-0.1	7.7	1.0
Frozen vegetables, other than potato products.....	02	4505	12/90	-	-	-	-	-	-	-	-
Dried and dehydrated food.....			12/03	-	-	-	-	-	-	-	-
Dried and dehydrated food.....			12/03	-	-	-	-	-	-	-	-
Sugar and confectionery.....	02	5		-	-	-	-	-	-	-	-
Raw cane sugar and sugar cane mill products and byproducts.....				-	-	-	-	-	-	-	-
Raw cane sugar and sugarcane mill products and byproducts.....	02	5201		-	-	-	-	-	-	-	-
Refined sugar products and byproducts.....				-	-	-	-	-	-	-	-
Refined sugar products and byproducts.....			12/02	-	-	-	-	-	-	-	-
Confectionery materials.....	02	54		-	-	-	-	-	-	-	-
Confectionery materials.....	02	5401		-	-	-	-	-	-	-	-
Confectionery end products.....	02	55		-	-	-	-	-	-	-	-

See footnotes at end of table.

Table 8. Producer price indexes and percentage changes for selected commodity and service groupings and individual items, seasonally adjusted — Continued
 [July 2023, Index base 1982=100, unless otherwise indicated]

Title	Commodity code		Other index base	Seasonally adjusted index ¹					Seasonally adjusted 1-month percent change ¹		
	Group code	Item code		Mar. 2023	Apr. 2023 ^P	May 2023 ^P	June 2023 ^P	July 2023 ^P	Apr. to May ^P	May to June ^P	June to July ^P
Candy and nuts.....			06/83	-	-	-	-	-	-	-	-
Beverages and beverage materials.....	02	6		249.519	248.879	252.415	253.239	251.388	1.4	0.3	-0.7
Alcoholic beverages.....	02	61		217.802	217.969	218.531	218.623	219.123	0.3	0.0	0.2
Malt beverages.....	02	6101		229.284	229.419	229.321	229.062	229.592	0.0	-0.1	0.2
Distilled and bottled liquor, excluding brandy.....	02	6102		200.198	199.512	201.098	201.656	203.735	0.8	0.3	1.0
Wines, brandy, and brandy spirits.....			12/83	-	-	-	-	-	-	-	-
Soft drinks.....	02	62		-	-	-	-	-	-	-	-
Soft drinks, non-carbonated and bottled water.....			12/11	-	-	-	-	-	-	-	-
Soft drinks, bottle/can, carbonated, all types.....				-	-	-	-	-	-	-	-
Packaged beverage materials.....	02	63		-	-	-	-	-	-	-	-
Coffee (whole bean, ground, & instant).....	02	6301		-	-	-	-	-	-	-	-
Tea in consumer packages, exc. canned ice tea.....	02	6303		-	-	-	-	-	-	-	-
Other beverage materials.....	02	64		323.782	326.190	327.068	327.862	334.817	0.3	0.2	2.1
Other beverage materials.....	02	6401		323.782	326.190	327.068	327.862	334.817	0.3	0.2	2.1
Fats and oils.....	02	7		-	-	-	-	-	-	-	-
Shortening, cooking oil, and margarine.....	02	78		-	-	-	-	-	-	-	-
Shortening, cooking oil, and margarine.....	02	7801		-	-	-	-	-	-	-	-
Other oilseed processing.....	02	7A	12/04	-	-	-	-	-	-	-	-
Other oilseed processing.....	02	7A01	12/04	-	-	-	-	-	-	-	-
Corn oil, crude and refined.....			01/16	-	-	-	-	-	-	-	-
Corn oil, made by wet milling.....			01/16	-	-	-	-	-	-	-	-
Miscellaneous processed foods.....	02	8		-	-	-	-	-	-	-	-
Canned jams, jellies, and preserves.....	02	81		-	-	-	-	-	-	-	-
Canned jams, jellies, and preserves.....				-	-	-	-	-	-	-	-
Pickles and other pickled products, including horseradish.....	02	82		-	-	-	-	-	-	-	-
Pickles and other pickled products.....	02	8201		-	-	-	-	-	-	-	-
Specialty canning.....	02	84		-	-	-	-	-	-	-	-
Specialty canning.....	02	8401		-	-	-	-	-	-	-	-
Frozen specialty food.....	02	85		-	-	-	-	-	-	-	-
Frozen specialty food.....	02	8501		-	-	-	-	-	-	-	-
Prepared sauces, except tomato.....				-	-	-	-	-	-	-	-
Prepared sauces, excluding tomato-based sauces and sauces comprised of 20 percent or more meat.....				-	-	-	-	-	-	-	-
Other miscellaneous processed foods.....				-	-	-	-	-	-	-	-
Other miscellaneous processed foods.....				-	-	-	-	-	-	-	-
Prepared animal feeds.....	02	9		257.273	253.727	248.255	246.145	251.446	-2.2	-0.8	2.2
Soybean cake, meal, and other byproducts.....	02	92		-	-	-	-	-	-	-	-
Soybean cake, meal, and byproducts.....	02	9201		-	-	-	-	-	-	-	-
Formula feeds.....	02	93		286.859	285.563	276.379	273.998	275.056	-3.2	-0.9	0.4
Formula feeds.....	02	9301		286.859	285.563	276.379	273.998	275.056	-3.2	-0.9	0.4
Miscellaneous feedstuffs.....	02	94		342.681	339.373	331.824	331.303	339.254	-2.2	-0.2	2.4
Pet food.....	02	9402		-	-	-	-	-	-	-	-
Miscellaneous feedstuffs other than pet food.....	02	9403		311.617	303.009	290.076	290.651	314.017	-4.3	0.2	8.0
Synthetic fibers.....	03	1		-	-	-	-	-	-	-	-
Unprocessed filament yarns.....	03	15		-	-	-	-	-	-	-	-
Noncellulosic and cellulosic organic fibers.....			05/22	-	-	-	-	-	-	-	-
Processed yarns and threads.....	03	2		-	-	-	-	-	-	-	-
Yarns.....	03	26		-	-	-	-	-	-	-	-
Spun cotton yarns.....	03	2601		151.267	149.299	148.040	150.204	150.651	-0.8	1.5	0.3
Spun synthetic yarns.....				-	-	-	-	-	-	-	-
Textured and twisted yarns.....	03	2604	12/88	-	-	-	-	-	-	-	-
Other spun noncellulosic and natural fiber (excluding cotton and wool) yarns.....	03	2607	06/08	-	-	-	-	-	-	-	-
Greige fabrics.....	03	3		-	-	-	-	-	-	-	-
Greige broadwoven fabrics.....	03	37		-	-	-	-	-	-	-	-
Greige manmade, silk, and other natural fiber (exc cotton/wool) broadwoven fabrics.....	03	3703		-	-	-	-	-	-	-	-
Greige knit fabrics.....	03	38		-	-	-	-	-	-	-	-
Weft (circular) knit fabrics, greige goods (excluding hosiery).....	03	3803		-	-	-	-	-	-	-	-
Warp knit fabrics, greige goods (excluding hosiery).....	03	3804		-	-	-	-	-	-	-	-
Tire cord and tire fabric.....	03	39	06/84	-	-	-	-	-	-	-	-
Tire cord and tire fabrics.....	03	3901	06/84	-	-	-	-	-	-	-	-
Finished fabrics.....	03	4		-	-	-	-	-	-	-	-
Finished broadwoven fabrics.....	03	42		-	-	-	-	-	-	-	-
Finished cotton broadwoven fabrics.....	03	4201		-	-	-	-	-	-	-	-

See footnotes at end of table.

Table 8. Producer price indexes and percentage changes for selected commodity and service groupings and individual items, seasonally adjusted — Continued
 [July 2023, Index base 1982=100, unless otherwise indicated]

Title	Commodity code		Other index base	Seasonally adjusted index ¹					Seasonally adjusted 1-month percent change ¹		
	Group code	Item code		Mar. 2023	Apr. 2023 ^P	May 2023 ^P	June 2023 ^P	July 2023 ^P	Apr. to May ^P	May to June ^P	June to July ^P
Finished manmade, silk, and other natural fiber (exc. cotton and wool) broadwoven fabrics.....	03	4203		-	-	-	-	-	-	-	-
Woven and braided narrow fabrics.....	03	44		-	-	-	-	-	-	-	-
Woven and braided narrow fabrics.....	03	4402	06/84	-	-	-	-	-	-	-	-
Nonwoven fabrics and felts.....	03	45		-	-	-	-	-	-	-	-
Nonwoven fabrics and felts.....	03	4503		-	-	-	-	-	-	-	-
Coated fabrics, not rubberized.....	03	46	06/85	-	-	-	-	-	-	-	-
Coated fabrics, not rubberized.....	03	4601	06/85	-	-	-	-	-	-	-	-
Screen printed textile materials, embroideries, and lace goods.....	03	47	06/85	220.414	220.759	221.436	221.527	221.731	0.3	0.0	0.1
Screen printed textile and apparel materials and embroideries.....	03	4701	06/85	220.717	220.978	221.777	221.810	221.963	0.4	0.0	0.1
Knit fabrics, finished in knitting mills.....			12/03	-	-	-	-	-	-	-	-
Weft (circular) knit fabrics, knit and finished in the same establishment (excluding hosiery).....			12/03	-	-	-	-	-	-	-	-
Warp knit goods, knit and finished in the same establishment.....			12/03	-	-	-	-	-	-	-	-
Apparel & other fabricated textile prods.....	03	8		-	-	-	-	-	-	-	-
Apparel.....	03	81		-	-	-	-	-	-	-	-
Miscellaneous apparel and accessories.....			12/83	-	-	-	-	-	-	-	-
Women's, girls', and infants' cut and sew apparel.....			12/03	-	-	-	-	-	-	-	-
Men's and boys' cut and sew apparel.....			12/03	-	-	-	-	-	-	-	-
Apparel made in knitting mills.....			12/03	-	-	-	-	-	-	-	-
Textile house furnishings.....	03	82		-	-	-	-	-	-	-	-
Textile house furnishings.....	03	8203	06/83	-	-	-	-	-	-	-	-
Industrial and other fabricated products.....				-	-	-	-	-	-	-	-
Industrial and other fabricated products.....	03	8303		-	-	-	-	-	-	-	-
Miscellaneous textile products/services.....	03	9	06/85	-	-	-	-	-	-	-	-
Miscellaneous textile products/services.....			09/18	-	-	-	-	-	-	-	-
Miscellaneous textile products/services.....			09/18	-	-	-	-	-	-	-	-
Hides and skins, incl. cattle.....	04	1		109.341	112.716	117.992	116.028	108.645	4.7	-1.7	-6.4
Hides and skins, incl. cattle.....	04	19	06/01	50.059	51.604	54.019	53.120	49.740	4.7	-1.7	-6.4
Hides, skins, and pelts, made in slaughtering plants.....	04	1901	06/01	50.059	51.604	54.019	53.120	49.740	4.7	-1.7	-6.4
Leather.....	04	2		192.274	200.602	207.814	205.789	204.093	3.6	-1.0	-0.8
Finished and unfinished leather.....	04	27	12/97	105.405	109.970	113.924	112.814	111.884	3.6	-1.0	-0.8
Finished and unfinished leather.....	04	2701	12/97	105.405	109.970	113.924	112.814	111.884	3.6	-1.0	-0.8
Footwear.....	04	3		249.253	250.419	250.306	251.332	251.555	0.0	0.4	0.1
Men's nonathletic footwear.....	04	31		290.103	292.374	292.435	294.070	294.296	0.0	0.6	0.1
Men's footwear (size 6 and larger), excluding athletic.....	04	3105	12/93	202.307	203.909	203.944	205.065	205.243	0.0	0.5	0.1
Women's nonathletic footwear.....	04	32		-	-	-	-	-	-	-	-
Women's footwear (size 4 and larger), excluding athletic.....	04	3205	12/93	-	-	-	-	-	-	-	-
Other footwear including slippers.....	04	39	12/02	-	-	-	-	-	-	-	-
Other footwear, excluding rubber and plastic soled footwear.....	04	3901	12/02	-	-	-	-	-	-	-	-
Other leather and related products.....	04	4		-	-	-	-	-	-	-	-
Luggage and small leather goods.....	04	41		-	-	-	-	-	-	-	-
Luggage and small leather goods.....	04	4101		-	-	-	-	-	-	-	-
Leather and leather-like goods, n.e.c.....	04	45	06/85	-	-	-	-	-	-	-	-
Leather and leather-like goods, n.e.c.....	04	4501	06/85	-	-	-	-	-	-	-	-
Coal.....	05	1		279.698	284.561	276.318	286.614	290.618	-2.9	3.7	1.4
Coal.....	05	13		279.698	284.561	276.318	286.614	290.618	-2.9	3.7	1.4
Coal.....	05	1301		279.698	284.561	276.318	286.614	290.618	-2.9	3.7	1.4
Gas fuels.....				-	-	-	-	-	-	-	-
Natural gas.....				-	-	-	-	-	-	-	-
Natural gas.....				-	-	-	-	-	-	-	-
Liquefied petroleum gas.....	05	32		-	-	-	-	-	-	-	-
Liquefied petroleum gas.....				-	-	-	-	-	-	-	-
Electric power.....	05	4		263.254	262.081	263.976	266.992	265.274	0.7	1.1	-0.6
Residential electric power.....	05	41	12/90	221.766	221.467	222.417	224.454	223.346	0.4	0.9	-0.5
Residential electric power.....	05	4121	12/90	221.766	221.467	222.417	224.454	223.346	0.4	0.9	-0.5
Commercial electric power.....	05	42		249.025	248.932	250.806	252.961	251.487	0.8	0.9	-0.6
Commercial electric power.....	05	4221	12/90	217.980	217.885	219.516	221.411	220.132	0.7	0.9	-0.6
Industrial electric power.....	05	43		297.123	292.500	298.789	302.292	299.339	2.2	1.2	-1.0
Industrial electric power.....	05	4321	12/90	249.849	245.949	251.240	254.176	251.680	2.2	1.2	-1.0
Transportation electric power.....	05	46	12/10	124.683	124.862	126.940	131.593	128.639	1.7	3.7	-2.2
Transportation electric power.....	05	4621	12/10	124.683	124.862	126.940	131.593	128.639	1.7	3.7	-2.2
Utility natural gas.....	05	5	12/90	290.646	275.064	259.592	255.424	264.241	-5.6	-1.6	3.5
Residential natural gas.....	05	51	12/90	288.074	274.400	270.732	268.757	273.568	-1.3	-0.7	1.8
Residential natural gas.....	05	5121	12/90	288.074	274.400	270.732	268.757	273.568	-1.3	-0.7	1.8

See footnotes at end of table.

Table 8. Producer price indexes and percentage changes for selected commodity and service groupings and individual items, seasonally adjusted — Continued
 [July 2023, Index base 1982=100, unless otherwise indicated]

Title	Commodity code		Other index base	Seasonally adjusted index ¹					Seasonally adjusted 1-month percent change ¹		
	Group code	Item code		Mar. 2023	Apr. 2023 ^P	May 2023 ^P	June 2023 ^P	July 2023 ^P	Apr. to May ^P	May to June ^P	June to July ^P
Commercial natural gas.....	05	52	12/90	282.452	265.860	249.582	243.603	252.516	-6.1	-2.4	3.7
Commercial natural gas.....	05	5221	12/90	282.452	265.860	249.582	243.603	252.516	-6.1	-2.4	3.7
Industrial natural gas.....	05	53	12/90	231.094	215.189	202.250	197.169	217.257	-6.0	-2.5	10.2
Industrial natural gas.....	05	5321	12/90	231.094	215.189	202.250	197.169	217.257	-6.0	-2.5	10.2
Natural gas to electric power.....	05	54	12/90	261.621	246.736	220.573	215.442	225.508	-10.6	-2.3	4.7
Natural gas to electric power.....	05	5421	12/90	261.621	246.736	220.573	215.442	225.508	-10.6	-2.3	4.7
Crude petroleum (domestic production).....	05	6		-	-	-	-	-	-	-	-
Crude petroleum (domestic production).....	05	61		-	-	-	-	-	-	-	-
Crude petroleum (domestic production).....	05	6101		-	-	-	-	-	-	-	-
Petroleum products, refined.....	05	7		301.544	304.237	267.234	266.403	260.827	-12.2	-0.3	-2.1
Gasoline.....	05	71		250.947	271.236	234.279	241.762	239.003	-13.6	3.2	-1.1
Unleaded premium gasoline.....	05	7103		275.598	299.425	263.873	271.118	270.604	-11.9	2.7	-0.2
Unleaded regular gasoline.....	05	7104		245.032	264.903	227.245	234.384	231.665	-14.2	3.1	-1.2
Unleaded mid-premium gasoline.....	05	7105	12/87	410.872	459.784	387.088	413.311	402.396	-15.8	6.8	-2.6
Kerosene and jet fuels.....	05	72		-	-	-	-	-	-	-	-
Kerosene.....	05	7202		-	-	-	-	-	-	-	-
Jet fuel.....	05	7203		-	-	-	-	-	-	-	-
Light fuel oils.....	05	73		389.506	374.551	323.687	307.258	288.983	-13.6	-5.1	-5.9
Home heating oil and distillates.....	05	7302		261.091	240.696	210.972	213.775	242.144	-12.3	1.3	13.3
No. 2 diesel fuel.....	05	7303		416.519	401.468	346.679	327.858	304.628	-13.6	-5.4	-7.1
Residual fuels (heavy fuel oils, incl. #5, #6, & other residual fuels).....	05	74		-	-	-	-	-	-	-	-
Residual fuels (heavy fuel oils, incl. #5, #6, & other residual fuels).....	05	7407	06/85	-	-	-	-	-	-	-	-
Finished lubricants.....				-	-	-	-	-	-	-	-
Lubricating and similar oils.....	05	7604	06/85	-	-	-	-	-	-	-	-
Lubricating oil base stocks.....			06/09	-	-	-	-	-	-	-	-
Lubricating oil base stocks.....			06/09	-	-	-	-	-	-	-	-
Asphalt and other petroleum and coal products, n.e.c.....	05	8	12/84	497.730	366.132	324.042	335.905	344.164	-11.5	3.7	2.5
Asphalt and other petroleum and coal products, n.e.c.....	05	81	12/84	497.730	366.132	324.042	335.905	344.164	-11.5	3.7	2.5
Asphalt.....	05	8102	06/85	226.108	247.935	259.444	258.616	244.716	4.6	-0.3	-5.4
Other petroleum and coal products, including coke oven products, n.e.c.....			12/84	-	-	-	-	-	-	-	-
Industrial chemicals.....	06	1		330.073	328.366	321.738	316.231	310.452	-2.0	-1.7	-1.8
Basic inorganic chemicals.....	06	13		-	-	-	-	-	-	-	-
Inorganic chemicals, other than alkalis and chlorine.....	06	1302		-	-	-	-	-	-	-	-
Alkalis and chlorine, including natural sodium carbonate and sulfate.....	06	1303		-	-	-	-	-	-	-	-
Basic organic chemicals.....	06	14		320.706	319.839	312.838	307.076	302.778	-2.2	-1.8	-1.4
Primary basic organic chemicals.....				-	-	-	-	-	-	-	-
Cyclic intermediate chemicals and dyes.....				-	-	-	-	-	-	-	-
Other basic organics.....	06	1403		315.422	312.221	310.707	306.971	307.318	-0.5	-1.2	0.1
Paints and allied products.....	06	2		-	-	-	-	-	-	-	-
Prepared paint.....	06	21		-	-	-	-	-	-	-	-
Architectural coatings.....	06	2101		-	-	-	-	-	-	-	-
OEM finishes excluding marine coatings.....			06/83	-	-	-	-	-	-	-	-
Special purpose coatings, incl. marine, industrial & construction coatings.....	06	2103	06/83	-	-	-	-	-	-	-	-
Paint materials.....	06	22		-	-	-	-	-	-	-	-
Paint colors.....				-	-	-	-	-	-	-	-
Kaolin and ball clay.....	06	2204		-	-	-	-	-	-	-	-
Allied and miscellaneous paint products.....	06	23	06/83	-	-	-	-	-	-	-	-
Allied and miscellaneous paint products.....	06	2301	06/83	-	-	-	-	-	-	-	-
Drugs and pharmaceuticals.....	06	3		659.967	662.300	662.123	662.897	665.590	0.0	0.1	0.4
Medicinal and botanical chemicals, drugs, and other products.....	06	31		-	-	-	-	-	-	-	-
Medicinal and botanical chemicals, drugs, and other products.....			06/82	-	-	-	-	-	-	-	-
Veterinary pharmaceutical preparations.....				-	-	-	-	-	-	-	-
Pharmaceuticals for veterinary use.....			12/87	-	-	-	-	-	-	-	-
Biological products, including diagnostics.....	06	37		322.952	325.179	324.513	324.795	327.963	-0.2	0.1	1.0
Biological products, excluding diagnostic, for veterinary, industrial, and all other misc. uses.....	06	3717	12/04	-	-	-	-	-	-	-	-
Diagnostics.....			06/09	-	-	-	-	-	-	-	-
Biological products, excluding diagnostic, for human use.....	06	3719	06/09	152.685	152.975	153.533	154.049	156.501	0.4	0.3	1.6
Pharmaceutical preparations.....	06	38	06/01	287.347	288.067	288.189	288.619	289.261	0.0	0.1	0.2
Pharmaceuticals affecting neoplasms, the endocrine system, & metabolic diseases.....	06	3801	06/01	312.380	312.893	313.214	313.737	316.065	0.1	0.2	0.7
Pharmaceuticals acting on the central nervous system and the sense organs.....	06	3802	06/01	339.841	341.640	341.249	342.625	342.583	-0.1	0.4	0.0
Pharmaceuticals acting on the cardiovascular system.....	06	3803	06/01	443.375	444.330	445.058	445.405	446.905	0.2	0.1	0.3
Pharmaceuticals acting on the respiratory system.....	06	3804	06/01	229.398	230.096	230.440	230.876	231.532	0.1	0.2	0.3
Pharmaceuticals acting on the digestive or the genito-urinary systems.....			06/01	-	-	-	-	-	-	-	-
Pharmaceuticals acting on the skin.....			06/01	-	-	-	-	-	-	-	-

See footnotes at end of table.

Table 8. Producer price indexes and percentage changes for selected commodity and service groupings and individual items, seasonally adjusted — Continued
 [July 2023, Index base 1982=100, unless otherwise indicated]

Title	Commodity code		Other index base	Seasonally adjusted index ¹					Seasonally adjusted 1-month percent change ¹		
	Group code	Item code		Mar. 2023	Apr. 2023 ^P	May 2023 ^P	June 2023 ^P	July 2023 ^P	Apr. to May ^P	May to June ^P	June to July ^P
Vitamin, nutrient, and hematinic preparations.....	06	3808	06/01	-	-	-	-	-	-	-	-
Pharmaceuticals affecting parasitic and infective diseases.....	06	3808	06/01	-	-	-	-	-	-	-	-
Fats and oils, inedible.....	06	4		-	-	-	-	-	-	-	-
Fats and oils, inedible.....	06	41		-	-	-	-	-	-	-	-
Fats and oils, inedible.....	06	4101		-	-	-	-	-	-	-	-
Agricultural chemicals and chemical products.....	06	5		323.425	308.910	298.860	288.523	288.025	-3.3	-3.5	-0.2
Mixed fertilizers.....	06	51		-	-	-	-	-	-	-	-
Mixed fertilizers.....	06	5105	06/86	-	-	-	-	-	-	-	-
Fertilizer materials.....	06	52		346.677	334.484	316.382	296.667	295.314	-5.4	-6.2	-0.5
Nitrogenates.....	06	5201		410.234	373.317	349.210	310.230	305.844	-6.5	-11.2	-1.4
Phosphates.....	06	5202		309.657	315.912	300.969	301.634	-	-4.7	0.2	-
Other agricultural chemicals.....	06	53		-	-	-	-	-	-	-	-
Other agricultural chemicals.....	06	5301		-	-	-	-	-	-	-	-
Plastic resins and materials.....	06	6		285.565	292.066	287.248	280.258	269.318	-1.6	-2.4	-3.9
Thermoplastic resins and plastics materials.....	06	62		285.555	292.771	289.584	281.955	271.383	-1.1	-2.6	-3.7
Thermoplastic resins and plastics materials.....	06	6212	12/03	198.431	203.445	201.231	195.929	188.583	-1.1	-2.6	-3.7
Thermosetting resins and plastics materials.....	06	63		-	-	-	-	-	-	-	-
Thermosetting resins and plastics materials.....	06	63	12/98	-	-	-	-	-	-	-	-
Other chemicals and allied products.....	06	7		-	-	-	-	-	-	-	-
Soaps and detergents.....	06			-	-	-	-	-	-	-	-
Soaps and other detergents.....	06		06/83	-	-	-	-	-	-	-	-
Polish and other sanitation goods.....	06		06/83	-	-	-	-	-	-	-	-
Polish and other sanitation goods.....	06		06/83	-	-	-	-	-	-	-	-
Cosmetics and other toilet preparations.....	06	75		-	-	-	-	-	-	-	-
Shaving preparations.....	06	7502		-	-	-	-	-	-	-	-
Perfumes, toilet waters, and colognes.....	06	7503		-	-	-	-	-	-	-	-
Hair preparations (including shampoos).....	06	7504		-	-	-	-	-	-	-	-
Toothpastes, denture cleaners, and mouthwashes.....	06			-	-	-	-	-	-	-	-
Creams, lotions, and oils, excluding shaving, hair, and deodorant.....	06		06/99	-	-	-	-	-	-	-	-
Other cosmetics and toilet preparations.....	06		06/99	-	-	-	-	-	-	-	-
Misc. chemical prod. and preparations.....	06	79		-	-	-	-	-	-	-	-
Explosives and blasting accessories.....	06	7902		283.215	281.281	280.631	281.912	281.233	-0.2	0.5	-0.2
Industrial gases.....	06			-	-	-	-	-	-	-	-
Adhesives and sealants.....	06	7904	12/83	-	-	-	-	-	-	-	-
Surface active agents.....	06		12/83	-	-	-	-	-	-	-	-
Gum and wood chemicals, including wood distillation products.....	06		06/84	-	-	-	-	-	-	-	-
Other miscellaneous chemical products.....	06	7909		-	-	-	-	-	-	-	-
Rubber and rubber products.....	07	1		-	-	-	-	-	-	-	-
Synthetic rubber, inc. styrene-butadiene rubber (SBR) and ethylene propylene.....	07	11		-	-	-	-	-	-	-	-
Synthetic rubber.....	07	1102		-	-	-	-	-	-	-	-
Tires, tubes, tread, & repair materials.....	07	12		-	-	-	-	-	-	-	-
Tires.....	07			-	-	-	-	-	-	-	-
Tread rubber, tire sundries, and repair materials.....	07			-	-	-	-	-	-	-	-
Miscellaneous rubber products.....	07	13		-	-	-	-	-	-	-	-
Rubber and plastics footwear, including athletic footwear.....	07	1301		-	-	-	-	-	-	-	-
Rubber and plastic belts and belting.....	07	1303		354.069	355.063	353.319	351.584	352.036	-0.5	-0.5	0.1
Rubber and plastics hose.....	07	1304		-	-	-	-	-	-	-	-
Miscellaneous rubber products, n.e.c.....	07	1306	06/83	-	-	-	-	-	-	-	-
Plastic products.....	07	2		-	-	-	-	-	-	-	-
Plastic construction products.....	07	21		-	-	-	-	-	-	-	-
Plastics construction products.....	07	2106		-	-	-	-	-	-	-	-
Unsupported plastic film, sheet and other shapes.....	07	22		-	-	-	-	-	-	-	-
Unsupported plastics film, sheet, and other shapes.....	07	2205	12/82	-	-	-	-	-	-	-	-
Laminated plastic sheets, rods, and tubes.....	07	23		-	-	-	-	-	-	-	-
Laminated plastics plates, sheet (except packaging), and shapes.....	07	2304		-	-	-	-	-	-	-	-
Parts for manufacturing from plastics.....	07			-	-	-	-	-	-	-	-
Parts for transportation equipment.....	07			-	-	-	-	-	-	-	-
Other parts and components for manufacturing.....	07			-	-	-	-	-	-	-	-
Foam components for furniture.....	07	2603	12/82	-	-	-	-	-	-	-	-
Other plastic products.....	07		12/82	-	-	-	-	-	-	-	-
Other plastics products.....	07		12/82	-	-	-	-	-	-	-	-
Plastic packaging products.....	07		12/06	-	-	-	-	-	-	-	-
Plastics packaging products.....	07		12/06	-	-	-	-	-	-	-	-
Consumer, institutional, and commercial products, n.e.c.....	07		12/06	-	-	-	-	-	-	-	-
All other consumer, institutional, and commercial products.....	07		12/06	-	-	-	-	-	-	-	-

See footnotes at end of table.

Table 8. Producer price indexes and percentage changes for selected commodity and service groupings and individual items, seasonally adjusted — Continued
 [July 2023, Index base 1982=100, unless otherwise indicated]

Title	Commodity code		Other index base	Seasonally adjusted index ¹					Seasonally adjusted 1-month percent change ¹		
	Group code	Item code		Mar. 2023	Apr. 2023 ^P	May 2023 ^P	June 2023 ^P	July 2023 ^P	Apr. to May ^P	May to June ^P	June to July ^P
Recyclable plastics.....	07	2C	12/11	87.219	86.514	85.627	84.420	—	-1.0	-1.4	—
Recyclable plastics.....	07	2C01	12/11	87.219	86.514	85.627	84.420	—	-1.0	-1.4	—
Lumber.....	08	1		249.374	257.669	253.442	258.229	270.458	-1.6	1.9	4.7
Softwood lumber.....	08	11		249.503	265.096	257.276	267.243	290.186	-2.9	3.9	8.6
Softwood cut stock and dimension.....	08	1105		262.865	263.760	248.310	253.672	257.830	-5.9	2.2	1.6
Softwood lumber, not edge worked.....	08	1106	12/03	126.717	135.919	132.009	137.342	150.802	-2.9	4.0	9.8
Softwood lumber, made from purchased lumber.....	08	1107	12/03	243.859	245.903	242.965	251.449	253.706	-1.2	3.5	0.9
Hardwood lumber.....	08	12		—	—	—	—	—	—	—	—
Hardwood cut stock and dimension.....	08	1203		—	—	—	—	—	—	—	—
Hardwood flooring.....			06/84	—	—	—	—	—	—	—	—
Hardwood lumber, not edge worked.....	08	1205	12/03	—	—	—	—	—	—	—	—
Millwork.....	08	2		360.171	355.988	354.633	353.616	353.179	-0.4	-0.3	-0.1
General millwork.....	08	21		335.977	333.589	333.084	332.571	331.859	-0.2	-0.2	-0.2
General millwork.....	08	2101		335.977	333.589	333.084	332.571	331.859	-0.2	-0.2	-0.2
Prefabricated structural members.....	08	22		—	—	—	—	—	—	—	—
Prefabricated structural members.....	08	2201		—	—	—	—	—	—	—	—
Plywood.....	08	3		—	—	—	—	—	—	—	—
Softwood veneer and plywood.....	08	31		—	—	—	—	—	—	—	—
Softwood veneer and plywood.....				—	—	—	—	—	—	—	—
Hardwood veneer and plywood.....			12/05	—	—	—	—	—	—	—	—
Hardwood veneer and plywood.....			12/05	—	—	—	—	—	—	—	—
Other wood products.....	08	4		219.459	219.657	218.677	216.878	215.936	-0.4	-0.8	-0.4
Wood pallets and pallet containers, wood and metal combination.....	08	41		—	—	—	—	—	—	—	—
Wood pallets and pallet containers.....	08	4101		—	—	—	—	—	—	—	—
Wood boxes.....	08	42		—	—	—	—	—	—	—	—
Wood boxes.....	08	4201		—	—	—	—	—	—	—	—
Miscellaneous wood products.....	08	49		146.022	147.051	147.356	147.459	148.684	0.2	0.1	0.8
Wood ties, siding, shingles, and shakes, and contract sawing of logs owned by others.....			12/03	—	—	—	—	—	—	—	—
Sawn wood fence stock, wood lath, and contract resawing and planing.....			12/03	—	—	—	—	—	—	—	—
All other miscellaneous wood products.....	08	4909	06/84	227.504	229.432	229.733	229.924	231.954	0.1	0.1	0.9
Logs, bolts, timber, pulpwood and wood chips.....	08	5		—	—	—	—	—	—	—	—
Logs, bolts, timber, pulpwood and wood chips.....	08	51		—	—	—	—	—	—	—	—
Logs, bolts, timber, pulpwood and wood chips.....	08	5105	12/11	—	—	—	—	—	—	—	—
Prefabricated wood buildings & components.....	08	6	12/84	374.561	376.450	377.981	379.046	379.559	0.4	0.3	0.1
Prefabricated wood buildings & components.....	08	61	12/84	374.561	376.450	377.981	379.046	379.559	0.4	0.3	0.1
Prefabricated wood buildings and components.....	08	6101	12/84	374.561	376.450	377.981	379.046	379.559	0.4	0.3	0.1
Treated wood and contract wood preserving.....	08	7	06/85	—	—	—	—	—	—	—	—
Treated wood and contract wood preserving.....	08	71	06/85	—	—	—	—	—	—	—	—
Treated wood.....	08	7101	06/85	—	—	—	—	—	—	—	—
Contract wood preservation.....	08	7102	06/85	—	—	—	—	—	—	—	—
Pulp, paper, and prod., ex. bldg. paper.....	09	1		—	—	—	—	—	—	—	—
Wood pulp.....	09	11		—	—	—	—	—	—	—	—
Wood pulp.....	09	1105	06/06	—	—	—	—	—	—	—	—
Recyclable paper.....	09	12		—	—	—	—	—	—	—	—
News and other low grade recyclable paper.....	09	1201		—	—	—	—	—	—	—	—
Corrugated recyclable paper.....	09	1203		—	—	—	—	—	—	—	—
High grade recyclable paper (including pulp substitutes and deinking).....	09	1207	12/86	—	—	—	—	—	—	—	—
Paper.....	09	13		—	—	—	—	—	—	—	—
Writing and printing papers.....	09	1301		—	—	—	—	—	—	—	—
Newsprint.....				—	—	—	—	—	—	—	—
Packaging and industrial converting paper.....	09	1303		—	—	—	—	—	—	—	—
All other coated and processed papers.....			12/82	—	—	—	—	—	—	—	—
Paperboard.....	09	14		—	—	—	—	—	—	—	—
Corrugated paperboard in sheets and rolls, lined and unlined.....	09	1405		—	—	—	—	—	—	—	—
Paperboard, excluding corrugated paperboard in sheets and rolls.....	09	1411	12/82	—	—	—	—	—	—	—	—
Converted paper and paperboard products.....	09	15		—	—	—	—	—	—	—	—
Sanitary paper products, including stock.....	09	1501		—	—	—	—	—	—	—	—
Paper, plastic, and foil bags.....	09	1502		—	—	—	—	—	—	—	—
Paper boxes and containers.....	09	1503		—	—	—	—	—	—	—	—
Other corrugated and solid fiber products, including containers, pallets, pads, etc.....	09	1504		—	—	—	—	—	—	—	—
Office supplies and accessories.....	09	1506		—	—	—	—	—	—	—	—
Fiber cans, tubes, and similar fiber products.....	09	1507		—	—	—	—	—	—	—	—
Molded pulp goods, including egg cartons, florists pots, food trays, etc.....			06/85	—	—	—	—	—	—	—	—
Miscellaneous converted paper and paperboard products.....	09	1509	12/84	—	—	—	—	—	—	—	—

See footnotes at end of table.

Table 8. Producer price indexes and percentage changes for selected commodity and service groupings and individual items, seasonally adjusted — Continued
 [July 2023, Index base 1982=100, unless otherwise indicated]

Title	Commodity code		Other index base	Seasonally adjusted index ¹					Seasonally adjusted 1-month percent change ¹		
	Group code	Item code		Mar. 2023	Apr. 2023 ^P	May 2023 ^P	June 2023 ^P	July 2023 ^P	Apr. to May ^P	May to June ^P	June to July ^P
Pressure-sensitive products.....			12/82	-	-	-	-	-	-	-	-
Pressure-sensitive products.....			12/82	-	-	-	-	-	-	-	-
Building paper & building board mill prods.....	09	2		-	-	-	-	-	-	-	-
Hardboard, particleboard & fiberboard prods.....	09	22		-	-	-	-	-	-	-	-
Particleboard and fiberboard.....				-	-	-	-	-	-	-	-
Hardboard products.....			06/84	-	-	-	-	-	-	-	-
Publications, printed matter and printing material.....			06/09	-	-	-	-	-	-	-	-
Books printing.....	09	44	12/83	-	-	-	-	-	-	-	-
Books printing.....	09	4401	12/83	-	-	-	-	-	-	-	-
Manifold business forms printing.....			12/83	-	-	-	-	-	-	-	-
Manifold business forms printing.....			12/83	-	-	-	-	-	-	-	-
Commercial printing.....	09	47	06/82	-	-	-	-	-	-	-	-
Magazine and periodical printing.....	09	4701	06/82	-	-	-	-	-	-	-	-
Label and wrapper printing for packaging.....			06/82	-	-	-	-	-	-	-	-
Catalog and directory printing.....	09	4703	06/82	-	-	-	-	-	-	-	-
Advertising printing.....	09	4705	06/82	-	-	-	-	-	-	-	-
Other general job printing.....	09	4706	06/82	-	-	-	-	-	-	-	-
Other commercial printing, incl. screen, engraving, digital, & general job exc. labels/wrappers.....			12/88	-	-	-	-	-	-	-	-
Blankbooks, binders, and bookbinding work.....	09	48	06/85	-	-	-	-	-	-	-	-
Tradebinding and related work.....	09	4802	12/85	-	-	-	-	-	-	-	-
Services for the printing trade.....	09	49	06/85	-	-	-	-	-	-	-	-
Prepress services, including platemaking.....	09	4905	12/03	-	-	-	-	-	-	-	-
Iron and steel.....	10	1		335.221	344.221	350.726	342.577	321.208	1.9	-2.3	-6.2
Iron ores.....	10	11		-	-	-	-	-	-	-	-
Iron ores.....	10	1105	12/97	-	-	-	-	-	-	-	-
Iron and steel scrap.....	10	12		596.688	630.365	591.455	528.060	538.621	-6.2	-10.7	2.0
Carbon steel scrap.....	10	1211	12/86	553.420	593.576	546.867	489.315	497.564	-7.9	-10.5	1.7
Stainless and other alloy steel scrap.....	10	1212	12/86	-	-	-	-	-	-	-	-
Cast iron scrap.....	10	1213	12/86	325.943	322.335	299.750	274.391	270.938	-7.0	-8.5	-1.3
Other ferrous scrap.....	10	1215	06/06	-	-	-	-	-	-	-	-
Foundry and forge shop products.....	10	15		-	-	-	-	-	-	-	-
Pressure and soil pipe & fittings, cast iron.....	10	1502		-	-	-	-	-	-	-	-
Other gray and ductile iron castings.....	10	1504		-	-	-	-	-	-	-	-
Steel investment castings.....	10	1506		-	-	-	-	-	-	-	-
Carbon steel castings, except investment.....	10	1507		-	-	-	-	-	-	-	-
High alloy steel castings, excluding investment.....	10	1508		-	-	-	-	-	-	-	-
Other alloy steel castings, except investment.....	10	1509		-	-	-	-	-	-	-	-
Other forge shop products.....	10	1513	06/82	-	-	-	-	-	-	-	-
Steel mill products.....	10	17		-	-	-	-	-	-	-	-
Semifinished steel mill products.....	10	1702	06/82	443.051	446.548	450.831	452.269	447.577	1.0	0.3	-1.0
Hot rolled steel bars, plates, and structural shapes.....	10	1704	06/82	293.484	296.063	299.106	297.292	291.032	1.0	-0.6	-2.1
Steel wire.....	10	1705	06/82	-	-	-	-	-	-	-	-
Steel pipe and tube.....	10	1706	06/82	-	-	-	-	-	-	-	-
Cold rolled steel sheet and strip.....	10	1707	06/82	-	-	-	-	-	-	-	-
Cold finished steel bars and bar shapes.....	10	1708	06/82	-	-	-	-	-	-	-	-
Electrometallurgical ferroalloy products.....	10	1712	12/17	139.847	137.104	140.247	139.622	138.526	2.3	-0.4	-0.8
Nonferrous metals.....	10	2		334.261	333.666	333.331	327.248	322.326	-0.1	-1.8	-1.5
Nonferrous metal ores.....			12/83	-	-	-	-	-	-	-	-
Other metal ores.....			12/03	-	-	-	-	-	-	-	-
Primary nonferrous metals.....	10	22		-	-	-	-	-	-	-	-
Primary nonferrous metals.....				-	-	-	-	-	-	-	-
Nonferrous scrap.....	10	23		452.975	450.999	460.460	444.266	432.480	2.1	-3.5	-2.7
Copper base scrap.....	10	2301		-	-	-	-	-	-	-	-
Aluminum base scrap.....	10	2302		236.645	233.250	242.498	238.771	232.010	4.0	-1.5	-2.8
Other nonferrous scrap (including lead, zinc and precious metals).....	10	2303		-	-	-	-	-	-	-	-
Secondary nonferrous metals.....	10	24		-	-	-	-	-	-	-	-
Secondary aluminum.....	10	2402		-	-	-	-	-	-	-	-
Secondary copper, alloyed and unalloyed.....	10	2403		-	-	-	-	-	-	-	-
Secondary precious metals.....				-	-	-	-	-	-	-	-
All other miscellaneous secondary nonferrous metals, including lead and zinc.....			06/11	-	-	-	-	-	-	-	-
Nonferrous mill shapes.....	10	25		-	-	-	-	-	-	-	-
Aluminum mill shapes.....				-	-	-	-	-	-	-	-
Copper and brass mill shapes.....	10	2502		-	-	-	-	-	-	-	-
Nickel and nickel-base alloy mill shapes.....	10	2504		-	-	-	-	-	-	-	-
Titanium and titanium-base alloy mill shapes.....				-	-	-	-	-	-	-	-

See footnotes at end of table.

Table 8. Producer price indexes and percentage changes for selected commodity and service groupings and individual items, seasonally adjusted — Continued
 [July 2023, Index base 1982=100, unless otherwise indicated]

Title	Commodity code		Other index base	Seasonally adjusted index ¹					Seasonally adjusted 1-month percent change ¹		
	Group code	Item code		Mar. 2023	Apr. 2023 ^P	May 2023 ^P	June 2023 ^P	July 2023 ^P	Apr. to May ^P	May to June ^P	June to July ^P
Other nonferrous mill shapes.....				-	-	-	-	-	-	-	-
Nonferrous wire and cable.....	10	26		-	-	-	-	-	-	-	-
Nonferrous wire and cable.....			12/82	-	-	-	-	-	-	-	-
Nonferrous forge shop products.....	10	27	12/83	211.035	210.546	211.831	210.900	211.369	0.6	-0.4	0.2
Nonferrous forge shop products.....			12/83	211.035	210.546	211.831	210.900	211.369	0.6	-0.4	0.2
Nonferrous foundry shop products.....	10	28		274.735	277.019	276.567	276.197	276.820	-0.2	-0.1	0.2
Aluminum castings.....	10	2802		232.718	231.597	231.973	232.426	232.477	0.2	0.2	0.0
Castings, nonferrous (except aluminum).....			12/11	-	-	-	-	-	-	-	-
Metal containers.....	10	3		-	-	-	-	-	-	-	-
Metal cans and can components.....	10	31		-	-	-	-	-	-	-	-
Steel cans and tinware end products.....	10	3102		-	-	-	-	-	-	-	-
Aluminum cans and can components.....	10	3103		-	-	-	-	-	-	-	-
Barrels, drums, pails and other metal containers.....	10	32		-	-	-	-	-	-	-	-
Barrels, drums, pails and other metal containers.....	10	3201		-	-	-	-	-	-	-	-
Hardware.....	10	4		-	-	-	-	-	-	-	-
Hardware, n.e.c.....	10	41		-	-	-	-	-	-	-	-
Builders' hardware.....	10	4101		-	-	-	-	-	-	-	-
Transportation equipment hardware.....				-	-	-	-	-	-	-	-
Furniture hardware.....				-	-	-	-	-	-	-	-
Other miscellaneous hardware.....			06/85	-	-	-	-	-	-	-	-
Hand and edge tools.....	10	42		-	-	-	-	-	-	-	-
Hand and edge tools.....	10	4201		-	-	-	-	-	-	-	-
Plumbing fixtures and fittings.....	10	5		332.822	330.664	333.060	333.473	335.392	0.7	0.1	0.6
Plumbing fixture fittings and trim.....	10	54		389.582	392.393	393.335	394.237	394.781	0.2	0.2	0.1
Plumbing fixtures, fittings, and trim.....	10	5402		389.318	392.155	393.115	394.017	394.557	0.2	0.2	0.1
Enameled iron & metal sanitary ware.....	10	56	12/86	-	-	-	-	-	-	-	-
Enameled iron and metal sanitary ware.....	10	5601	12/86	-	-	-	-	-	-	-	-
Heating equipment.....	10	6		-	-	-	-	-	-	-	-
Steam and hot water equipment.....	10	61		-	-	-	-	-	-	-	-
Steam and hot water equipment.....	10	6101		-	-	-	-	-	-	-	-
Furnaces and heaters, including parts.....	10	62		-	-	-	-	-	-	-	-
Furnaces and heaters, including parts.....	10	6201		-	-	-	-	-	-	-	-
Other heating equipment, non-electric, including parts.....	10	63		363.940	366.204	368.209	369.766	368.736	0.5	0.4	-0.3
Other heating equipment, non-electric, including parts.....	10	6301		363.940	366.204	368.209	369.766	368.736	0.5	0.4	-0.3
Domestic heating stoves.....	10	64		-	-	-	-	-	-	-	-
Domestic heating stoves.....	10	6401		-	-	-	-	-	-	-	-
Domestic water heaters.....	10	66		-	-	-	-	-	-	-	-
Domestic water heaters.....	10	6601		-	-	-	-	-	-	-	-
Fabricated structural metal products.....	10	7		365.927	366.798	364.890	362.058	362.360	-0.5	-0.8	0.1
Metal doors, sash, and trim.....	10	71		-	-	-	-	-	-	-	-
Metal doors and frames (except storm).....	10	7102	06/83	-	-	-	-	-	-	-	-
Metal windows (except storm sash).....			06/83	-	-	-	-	-	-	-	-
Metal molding and trim and store fronts.....			06/83	-	-	-	-	-	-	-	-
Metal combination screen, storm sash, and storm doors.....			06/83	-	-	-	-	-	-	-	-
Metal window and door screens (except combination screens) and metal weather strip.....			05/16	-	-	-	-	-	-	-	-
Metal tanks.....	10	72		-	-	-	-	-	-	-	-
Metal tanks.....	10	7201		-	-	-	-	-	-	-	-
Sheet metal products.....	10	73		-	-	-	-	-	-	-	-
Sheet metal products.....	10	7301		-	-	-	-	-	-	-	-
Structural, architectural, and pre-engineered metal products.....	10	74		365.695	367.113	364.128	358.308	356.718	-0.8	-1.6	-0.4
Fabricated structural metal.....	10	7405		370.587	367.179	365.584	360.371	357.171	-0.4	-1.4	-0.9
Custom roll form products.....	10	7407		-	-	-	-	-	-	-	-
Ornamental and architectural metal work.....			12/83	-	-	-	-	-	-	-	-
Fabricated metal pipe, tube, and fittings.....			12/11	-	-	-	-	-	-	-	-
Heat exchangers and steam condensers.....				-	-	-	-	-	-	-	-
Heat exchangers and steam condensers.....	10	7501		-	-	-	-	-	-	-	-
Fabricated steel plate.....	10	76		-	-	-	-	-	-	-	-
Fabricated steel plate.....	10	7601		-	-	-	-	-	-	-	-
Prefabricated metal buildings.....	10	79		-	-	-	-	-	-	-	-
Prefabricated metal building systems (excl. farm service bldgs, residential bldgs, and parts).....	10	7901		-	-	-	-	-	-	-	-
Farm service buildings and other prefabricated and portable buildings, steel and aluminum.....	10	7902		-	-	-	-	-	-	-	-
Panels, parts, and sections for prefabricated buildings, steel and aluminum.....				-	-	-	-	-	-	-	-
Miscellaneous metal products.....	10	8		-	-	-	-	-	-	-	-

See footnotes at end of table.

Table 8. Producer price indexes and percentage changes for selected commodity and service groupings and individual items, seasonally adjusted — Continued
 [July 2023, Index base 1982=100, unless otherwise indicated]

Title	Commodity code		Other index base	Seasonally adjusted index ¹					Seasonally adjusted 1-month percent change ¹		
	Group code	Item code		Mar. 2023	Apr. 2023 ^P	May 2023 ^P	June 2023 ^P	July 2023 ^P	Apr. to May ^P	May to June ^P	June to July ^P
Bolts, nuts, screws, rivets, and washers.....	10	81		-	-	-	-	-	-	-	-
Externally threaded fasteners, except aircraft types.....			06/82	-	-	-	-	-	-	-	-
Internally threaded fasteners, except aircraft types.....			06/82	-	-	-	-	-	-	-	-
Nonthreaded metal fasteners, except aircraft types.....			06/82	-	-	-	-	-	-	-	-
Aircraft fasteners, except plastics (including aerospace).....			06/82	-	-	-	-	-	-	-	-
Formed products, except fasteners, made by cold-, warm-, or hot-heading processes.....			06/82	-	-	-	-	-	-	-	-
Lighting fixtures.....	10	83		-	-	-	-	-	-	-	-
Residential electric lighting fixtures, except portable.....				-	-	-	-	-	-	-	-
Commercial, institutional and industrial electric lighting fixtures.....	10	8303		-	-	-	-	-	-	-	-
Other lighting equipment.....	10	8305		-	-	-	-	-	-	-	-
Ammunition, except for small arms.....			12/85	-	-	-	-	-	-	-	-
Ammunition, except for small arms.....			12/85	-	-	-	-	-	-	-	-
Ordnance and ordnance accessories, n.e.c.....			12/85	-	-	-	-	-	-	-	-
Ordnance and ordnance accessories, n.e.c.....			12/85	-	-	-	-	-	-	-	-
Fabricated ferrous wire products.....	10	88		-	-	-	-	-	-	-	-
Ferrous wire rope, cable, forms and strand.....			06/82	-	-	-	-	-	-	-	-
Ferrous wire cloth, other woven wire products.....	10	8807		-	-	-	-	-	-	-	-
Other fabricated ferrous wire products.....	10	8809		-	-	-	-	-	-	-	-
Steel nails, staples, tacks, spikes and brads.....			06/09	-	-	-	-	-	-	-	-
Other miscellaneous metal products.....	10	89		-	-	-	-	-	-	-	-
Wire springs.....				-	-	-	-	-	-	-	-
Other metal products.....	10	8905		-	-	-	-	-	-	-	-
Metal stampings n.e.c.....			06/84	-	-	-	-	-	-	-	-
Metal foil and leaf.....			12/84	-	-	-	-	-	-	-	-
Heavy gauge springs.....	10	8909		-	-	-	-	-	-	-	-
Agricultural machinery and equipment.....	11	1		314.565	315.763	316.868	316.079	317.743	0.3	-0.2	0.5
Agricultural machinery and equipment.....	11	14	12/02	196.949	197.709	198.369	197.915	198.925	0.3	-0.2	0.5
Commercial turf and grounds care equipment, including parts and attachments.....	11	1401	12/02	-	-	-	-	-	-	-	-
Farm plows, harrows, rollers, pulverizers, etc., and attachments.....			12/02	-	-	-	-	-	-	-	-
Farm dairy equipment, sprayers and dusters, farm blowers, and attachments.....			12/02	-	-	-	-	-	-	-	-
Planting, seeding, and fertilizing machinery and attachments.....	11	1405	12/02	-	-	-	-	-	-	-	-
Harvesting machinery (except hay and straw) and attachments.....	11	1406	12/82	-	-	-	-	-	-	-	-
Haying machinery and attachments.....	11	1407	12/82	314.171	316.156	317.347	318.826	336.686	0.4	0.5	5.6
All other farm machinery and equipment, excluding parts, including attachments.....			12/02	-	-	-	-	-	-	-	-
Parts for farm machinery, for sale separately.....			12/02	-	-	-	-	-	-	-	-
Construction machinery and equipment.....	11	2		-	-	-	-	-	-	-	-
Tractors and attachments, ex. parts.....			12/99	-	-	-	-	-	-	-	-
Construction machinery for mounting (excluding parts, winches, snow clearing attachments).....			12/99	-	-	-	-	-	-	-	-
Tractor shovel loaders (skid steer, wheel, crawler, and integral design backhoes).....	11	2A04		-	-	-	-	-	-	-	-
Construction wheel and crawler tractors, dozers, self-propelled log skidders, etc.....			12/03	-	-	-	-	-	-	-	-
Power cranes, draglines, & shovels (excavators) (incl. surface mining equipment) (excl. parts).....	11	2B	12/99	-	-	-	-	-	-	-	-
Power cranes, draglines, & shovels (excavators) (incl. surface mining equip.) (excluding parts).....	11	2B05	12/99	-	-	-	-	-	-	-	-
Mixers, pavers, and related equipment (excluding parts).....	11	2C		-	-	-	-	-	-	-	-
Mixers, pavers, and related equipment (excluding parts).....	11	2C01		-	-	-	-	-	-	-	-
Off-highway, equipment, ex. parts.....			12/99	-	-	-	-	-	-	-	-
Off-highway trucks, haulers, truck-type tractor chassis, trailers, etc. (excluding parts).....	11	2D02	12/03	-	-	-	-	-	-	-	-
Graders, rollers & compactors, rough-terrain forklifts, scrapers, trenchers, etc. (excl. parts).....			12/03	-	-	-	-	-	-	-	-
Misc. construction machinery and equipment.....	11	2J	12/05	-	-	-	-	-	-	-	-
Winches, aerial work platforms, and automotive wrecker hoists, including parts and attachments.....			12/05	-	-	-	-	-	-	-	-
Other construction machinery and equipment (excluding parts).....	11	2J03	12/03	-	-	-	-	-	-	-	-
Parts for construction machinery and equipment, sold separately.....			12/99	-	-	-	-	-	-	-	-
Parts for construction machinery and equipment, sold separately.....			12/99	-	-	-	-	-	-	-	-
Metalworking machinery and equipment.....	11	3		237.401	238.196	239.213	239.987	240.553	0.4	0.3	0.2
Power-driven handtools, including parts and attachments.....	11	32		222.896	222.107	236.576	237.505	238.119	6.5	0.4	0.3
Power-driven handtools, including parts and attachments.....	11	3211	12/04	151.841	151.341	161.220	161.821	162.203	6.5	0.4	0.2
Welding machines and equipment.....	11	33		391.202	396.803	395.664	395.475	394.163	-0.3	0.0	-0.3
Arc welding machines, components, and accessories, excluding electrodes and stud welding equip.....	11	3301		423.128	430.809	430.675	429.778	427.068	0.0	-0.2	-0.6
Resistance welders, components, accessories, and electrodes.....				-	-	-	-	-	-	-	-

See footnotes at end of table.

Table 8. Producer price indexes and percentage changes for selected commodity and service groupings and individual items, seasonally adjusted — Continued
 [July 2023, Index base 1982=100, unless otherwise indicated]

Title	Commodity code		Other index base	Seasonally adjusted index ¹					Seasonally adjusted 1-month percent change ¹		
	Group code	Item code		Mar. 2023	Apr. 2023 ^P	May 2023 ^P	June 2023 ^P	July 2023 ^P	Apr. to May ^P	May to June ^P	June to July ^P
Gas welding and cutting equipment, parts, attachments, and accessories. . .	11	3304		-	-	-	-	-	-	-	-
Other welding equipment, components, and accessories (excluding arc, resistance, and gas)			12/00	-	-	-	-	-	-	-	-
Industrial process furnaces and ovens.	11	34		-	-	-	-	-	-	-	-
Industrial process furnaces and ovens, except parts and attachments.	11	3407	12/04	-	-	-	-	-	-	-	-
Parts and attachments for industrial process furnaces and ovens.			06/11	-	-	-	-	-	-	-	-
Cutting tools and accessories.	11	35		-	-	-	-	-	-	-	-
Small cutting tools.	11	3501		-	-	-	-	-	-	-	-
Other machine tool attachments and accessories.	11	3505	06/83	266.776	266.989	267.726	274.142	274.114	0.3	2.4	0.0
Abrasive products.	11	36		-	-	-	-	-	-	-	-
Nonmetallic sized grains, powders, and flour abrasives (incl. graded only)				-	-	-	-	-	-	-	-
Nonmetallic abrasive products (including diamond abrasives)	11	3603		-	-	-	-	-	-	-	-
Nonmetallic coated abrasive products and buffing wheels, polishing wheels, and laps.	11	3605		-	-	-	-	-	-	-	-
Metal cutting machine tools.	11	37		-	-	-	-	-	-	-	-
Other metal-cutting machine tools.			12/09	-	-	-	-	-	-	-	-
Metal machining centers.			12/09	-	-	-	-	-	-	-	-
Rebuilt metal-cutting machine tools and parts for metal-cutting machine tools.			12/02	-	-	-	-	-	-	-	-
Metal forming machine tools.	11	38		268.350	268.581	273.433	273.933	274.708	1.8	0.2	0.3
Metal-forming machine tools (except rebuilt and parts)	11	3826	12/09	134.760	134.926	136.319	136.572	136.866	1.0	0.2	0.2
Rebuilt metal-forming machine tools and parts for metal-forming machine tools.			12/02	-	-	-	-	-	-	-	-
Tools, dies, jigs, fixtures & ind. molds.				-	-	-	-	-	-	-	-
Special tools, dies, jigs, and fixtures.				-	-	-	-	-	-	-	-
Industrial molds and mold boxes.				-	-	-	-	-	-	-	-
Metalworking machinery n. e. c.			06/83	-	-	-	-	-	-	-	-
Other metalworking machinery.	11	3A02	06/83	-	-	-	-	-	-	-	-
General purpose machinery and equipment.	11	4		323.044	325.863	327.379	327.356	327.571	0.5	0.0	0.1
Pumps, compressors, and equipment.	11	41		346.167	345.830	349.060	350.391	352.167	0.9	0.4	0.5
Industrial pumps, except hydraulic fluid power pumps.	11	4102		348.604	347.474	361.380	362.373	366.556	4.0	0.3	1.2
Parts and attachments for air and gas compressors and vacuum pumps.	11	4107	06/84	-	-	-	-	-	-	-	-
Domestic water systems.	11	4113	12/03	-	-	-	-	-	-	-	-
Air and gas compressors and vacuum pumps.	11	4115	06/05	-	-	-	-	-	-	-	-
Other pumps, including parts and attachments.	11	4119	12/83	-	-	-	-	-	-	-	-
Elevators, escalators, and other lifts.	11	42		-	-	-	-	-	-	-	-
Elevators and moving stairways.				-	-	-	-	-	-	-	-
Parts and attachments for elevators and moving stairs (sold separately)	11	4202		-	-	-	-	-	-	-	-
Fluid power equipment.	11	43		336.208	357.930	357.691	358.847	360.512	-0.1	0.3	0.5
Fluid power pumps and parts.	11	4301		289.161	289.190	288.627	288.566	289.434	-0.2	0.0	0.3
Fluid power valves.	11	4302		-	-	-	-	-	-	-	-
Fluid power cylinders, actuators, accumulators, cushions, & parts.	11	4303		-	-	-	-	-	-	-	-
Fluid power hose and tube fittings.				-	-	-	-	-	-	-	-
Parts for fluid power valves.	11	4305	06/91	-	-	-	-	-	-	-	-
Industrial material handling equipment.	11	44		-	-	-	-	-	-	-	-
Conveying equipment, except parts and accessories.	11	4402		-	-	-	-	-	-	-	-
Industrial trucks, trailers, and stackers.	11	4403		-	-	-	-	-	-	-	-
Hoists, overhead cranes, and monorail systems.	11	4404		-	-	-	-	-	-	-	-
Parts and accessories for conveyors and conveying systems.			09/18	-	-	-	-	-	-	-	-
Mechanical power transmission equipment.	11	45		-	-	-	-	-	-	-	-
Speed changers, drives, gears.	11	4501		-	-	-	-	-	-	-	-
Other power transmission equipment.	11	4502	12/84	-	-	-	-	-	-	-	-
Scales and balances.	11	46		-	-	-	-	-	-	-	-
Vehicle and industrial scales.	11	4611	12/91	-	-	-	-	-	-	-	-
Retail, commercial, household, and mailing scales and balances.	11	4612	12/91	-	-	-	-	-	-	-	-
Parts, attachments, and accessories for scales and balances.	11	4613	12/91	-	-	-	-	-	-	-	-
Air purification equipment and industrial and commercial fans and blowers.	11	47		297.519	297.435	300.367	302.016	300.796	1.0	0.5	-0.4
Fan, blower, air purification equipment.	11	4701		297.519	297.435	300.367	302.016	300.796	1.0	0.5	-0.4
Air conditioning and refrigeration equip.	11	48		289.725	289.813	291.603	289.714	290.589	0.6	-0.6	0.3
Unitary air-conditioners, except air source heat pumps.				-	-	-	-	-	-	-	-
Commercial refrigeration equipment.	11	4803		406.808	405.658	403.750	403.233	403.822	-0.5	-0.1	0.1
All other miscellaneous refrigeration and air-conditioning equipment.	11	4806		-	-	-	-	-	-	-	-
Heat transfer equipment, including heat pumps.	11	4807	12/11	168.135	169.132	171.226	169.853	170.943	1.2	-0.8	0.6
Parts and accessories for air conditioning and heat transfer equipment.	11	4809	12/89	-	-	-	-	-	-	-	-
Refrigeration condensing units.			01/19	-	-	-	-	-	-	-	-
Miscellaneous general purpose equipment.	11	49		359.337	360.473	362.006	361.061	360.413	0.4	-0.3	-0.2
Metal valves, except fluid power.	11	4902	12/82	428.371	427.886	432.187	432.665	433.228	1.0	0.1	0.1
Metal pipe fittings, flanges, and unions.			12/82	-	-	-	-	-	-	-	-
Ball and roller bearings.	11	4905		-	-	-	-	-	-	-	-

See footnotes at end of table.

Table 8. Producer price indexes and percentage changes for selected commodity and service groupings and individual items, seasonally adjusted — Continued
 [July 2023, Index base 1982=100, unless otherwise indicated]

Title	Commodity code		Other index base	Seasonally adjusted index ¹					Seasonally adjusted 1-month percent change ¹		
	Group code	Item code		Mar. 2023	Apr. 2023 ^P	May 2023 ^P	June 2023 ^P	July 2023 ^P	Apr. to May ^P	May to June ^P	June to July ^P
Industrial patterns.....	11	4907	12/84	-	-	-	-	-	-	-	-
Filters and strainers.....	11	4908	12/84	-	-	-	-	-	-	-	-
Other miscellaneous general purpose equipment.....	11	4911	12/84	256.154	257.954	257.817	254.939	254.463	-0.1	-1.1	-0.2
Electronic computers and computer equipment.....			02/23	-	-	-	-	-	-	-	-
Electronic computers.....			02/23	-	-	-	-	-	-	-	-
Electronic computers.....			02/23	-	-	-	-	-	-	-	-
Computer storage devices.....			12/04	-	-	-	-	-	-	-	-
Computer storage devices (except parts, attachments and accessories).....			12/04	-	-	-	-	-	-	-	-
Computer peripheral equipment and parts.....			12/98	-	-	-	-	-	-	-	-
Parts, attachments, and accessories for computer terminals and peripherals.....			12/98	-	-	-	-	-	-	-	-
Computer terminals (including POS and funds-transfer devices) and other computer peripherals.....			06/99	-	-	-	-	-	-	-	-
Special industry machinery and equipment.....	11	6		276.633	277.398	278.245	278.682	278.215	0.3	0.2	-0.2
Food products machinery.....	11	61		366.335	366.414	366.377	367.357	367.385	0.0	0.3	0.0
Dairy and milk products plant machinery and equipment.....				-	-	-	-	-	-	-	-
Commercial food products machinery (except packaging and cooking equipment).....	11	6104		-	-	-	-	-	-	-	-
Industrial food products machinery for processing foods, beverages, & animal & fowl feed.....	11	6105	12/83	382.494	382.861	381.375	381.646	382.163	-0.4	0.1	0.1
Textile machinery and equipment.....	11	62		-	-	-	-	-	-	-	-
Textile machinery (except parts, attachments, and accessories).....	11	6212	06/86	-	-	-	-	-	-	-	-
Textile machinery parts and attachments.....				-	-	-	-	-	-	-	-
Sawmill and woodworking machinery.....	11	63		-	-	-	-	-	-	-	-
Sawmill and woodworking machinery.....			12/04	-	-	-	-	-	-	-	-
Paper industries machinery.....	11	64	06/82	-	-	-	-	-	-	-	-
Paper industries machinery.....	11	6401	06/82	-	-	-	-	-	-	-	-
Printing trades machinery and equipment.....				-	-	-	-	-	-	-	-
Other printing machinery and equipment.....			12/82	-	-	-	-	-	-	-	-
Other special industry machinery.....	11	66		257.885	258.975	259.741	259.134	257.958	0.3	-0.2	-0.5
Plastics and rubber working machinery.....				-	-	-	-	-	-	-	-
Miscellaneous special industry machinery.....	11	6606		252.130	253.356	254.045	253.355	252.061	0.3	-0.3	-0.5
Packing, packaging, and bottling machinery and parts.....	11	67		-	-	-	-	-	-	-	-
Packing, packaging, and bottling machinery and parts.....			06/06	-	-	-	-	-	-	-	-
Service industry machinery and parts.....	11	68	06/82	-	-	-	-	-	-	-	-
Service industry machinery and parts.....	11	6801	06/82	-	-	-	-	-	-	-	-
Electrical machinery and equipment.....	11	7		133.846	133.940	133.610	134.172	134.819	-0.2	0.4	0.5
Wiring devices.....	11	71		-	-	-	-	-	-	-	-
Current-carrying wiring devices.....	11	7101		-	-	-	-	-	-	-	-
Noncurrent-carrying wiring devices.....				-	-	-	-	-	-	-	-
Integrating and measuring instruments.....	11	72		-	-	-	-	-	-	-	-
Test equipment for electrical, radio, & communication circuits & motors.....			12/83	-	-	-	-	-	-	-	-
Motors, generators, motor generator sets.....	11	73		-	-	-	-	-	-	-	-
Fractional horsepower motors and generators.....	11	7303	06/83	214.003	214.533	215.629	216.758	216.882	0.5	0.5	0.1
Integral horsepower motors and generators (excluding land transportation types).....	11	7304	06/83	-	-	-	-	-	-	-	-
Parts and supplies for motors and generators.....			06/83	-	-	-	-	-	-	-	-
Other motors and generators.....	11	7311	06/06	-	-	-	-	-	-	-	-
Transformers and power regulators.....	11	74		-	-	-	-	-	-	-	-
Power and distribution transformers, except parts.....			12/99	-	-	-	-	-	-	-	-
Other transformers and parts for transformers.....			12/99	-	-	-	-	-	-	-	-
Switchgear, switchboard, industrial controls equipment.....	11	75		-	-	-	-	-	-	-	-
Industrial controls and related parts and accessories.....	11	7507		-	-	-	-	-	-	-	-
Switchgear and switchboard apparatus.....			06/05	-	-	-	-	-	-	-	-
Communications and related equipment and miscellaneous electronic systems & equipment.....	11	76	12/85	130.355	130.825	130.875	131.533	131.626	0.0	0.5	0.1
Telephone and wireline data networking equipment.....	11	7601	12/85	-	-	-	-	-	-	-	-
Other communications and related equipment, including broadcast and wireless.....	11	7603	06/13	108.440	109.435	109.522	109.668	109.660	0.1	0.1	0.0
Electronic systems and equipment, n.e.c.....			12/03	-	-	-	-	-	-	-	-
Search, detection, navigation & guidance systems and equipment.....	11	7606	06/04	161.023	160.754	160.994	161.397	161.866	0.1	0.3	0.3
Electric lamp bulbs, tubes, and components.....	11	77		-	-	-	-	-	-	-	-
Electric lamp bulbs, tubes, and components.....			12/04	-	-	-	-	-	-	-	-
Electronic components and accessories.....	11	78		68.196	67.913	67.179	67.352	67.746	-1.1	0.3	0.6
Relays for electronic circuitry, industrial control overload, and switchgear type.....	11	7821		-	-	-	-	-	-	-	-
Switches, mechanical, for electronic circuitry.....	11	7822	06/82	-	-	-	-	-	-	-	-
Connectors for electronic circuitry.....	11	7824		248.834	244.561	243.796	244.849	247.679	-0.3	0.4	1.2
Filters, crystals, and transducers.....			06/82	-	-	-	-	-	-	-	-

See footnotes at end of table.

Table 8. Producer price indexes and percentage changes for selected commodity and service groupings and individual items, seasonally adjusted — Continued
 [July 2023, Index base 1982=100, unless otherwise indicated]

Title	Commodity code		Other index base	Seasonally adjusted index ¹					Seasonally adjusted 1-month percent change ¹		
	Group code	Item code		Mar. 2023	Apr. 2023 ^P	May 2023 ^P	June 2023 ^P	July 2023 ^P	Apr. to May ^P	May to June ^P	June to July ^P
Integrated microcircuits.....			06/05	-	-	-	-	-	-	-	-
Other semiconductor and related devices.....	11	7847	06/05	75.781	76.046	75.985	75.941	78.682	-0.1	-0.1	3.6
Bare printed circuit boards.....			12/00	-	-	-	-	-	-	-	-
Electronic coils, transformers, and other inductors.....	11	7853	06/82	-	-	-	-	-	-	-	-
Capacitors and resistors for electronic circuitry.....			12/22	-	-	-	-	-	-	-	-
Microwave components, electron tubes, and other electronic components, n.e.c.....			06/00	-	-	-	-	-	-	-	-
Printed circuit assemblies, loaded boards, modules and consumer external modems.....	11	7861	06/82	-	-	-	-	-	-	-	-
Miscellaneous electrical machinery and equipment.....				-	-	-	-	-	-	-	-
Storage batteries.....				-	-	-	-	-	-	-	-
Primary batteries.....				-	-	-	-	-	-	-	-
Carbon and graphite products.....	11	7903		-	-	-	-	-	-	-	-
X-ray and electromedical equipment.....	11	7905		-	-	-	-	-	-	-	-
Miscellaneous electrical industrial apparatus.....			12/85	-	-	-	-	-	-	-	-
All other electrical equipment and components, except industrial.....			12/06	-	-	-	-	-	-	-	-
Miscellaneous instruments.....	11	8		243.911	244.969	245.986	246.826	248.235	0.4	0.3	0.6
Automatic environmental controls for monitoring residential, commercial, and appliance use.....	11	81		-	-	-	-	-	-	-	-
Automatic environmental controls for monitoring residential, commercial, and appliance use.....	11	8105	12/03	-	-	-	-	-	-	-	-
Industrial process control instruments.....	11	82	06/83	284.050	284.417	285.000	286.881	286.565	0.2	0.7	-0.1
Industrial process control instruments.....	11	8201	06/83	284.050	284.417	285.000	286.881	286.565	0.2	0.7	-0.1
Fluid meters and counting devices.....	11	84	12/85	-	-	-	-	-	-	-	-
Fluid meters and counting devices.....	11	8401	12/85	-	-	-	-	-	-	-	-
Engineering and scientific instruments.....	11	85	12/85	277.257	279.219	279.516	280.360	286.340	0.1	0.3	2.1
Aeronautical, nautical, and navigational instruments.....	11	8501	12/85	310.333	313.358	312.721	314.226	322.738	-0.2	0.5	2.7
Hospital beds and specialized hospital furniture.....			12/11	-	-	-	-	-	-	-	-
Measuring instruments and lenses.....	11	86	12/85	169.319	169.754	171.019	171.182	170.990	0.7	0.1	-0.1
Sighting, tracking, and fire-control equipment, optical type.....	11	8601	12/85	-	-	-	-	-	-	-	-
All other miscellaneous optical instruments and lenses.....	11	8602	12/85	-	-	-	-	-	-	-	-
Laboratory analytical instruments.....	11	8603	12/85	180.109	180.389	182.011	182.535	182.286	0.9	0.3	-0.1
Measuring & controlling devices, n.e.c.....	11	89	06/85	195.817	196.057	196.198	197.075	198.154	0.1	0.4	0.5
Aircraft engine instruments.....			06/85	-	-	-	-	-	-	-	-
Nuclear radiation detection & monitoring instruments.....	11	8904	06/85	245.793	246.439	247.756	249.263	247.841	0.5	0.6	-0.6
Physical properties and kinematic testing equipment.....			06/04	-	-	-	-	-	-	-	-
Commercial, geophysical, meteorological, surveying, drafting & general-purpose instruments.....			06/04	-	-	-	-	-	-	-	-
Miscellaneous machinery.....	11	9		-	-	-	-	-	-	-	-
Oil field and gas field machinery.....	11	91		-	-	-	-	-	-	-	-
Oil and gas field drilling, surveying, and cementing machinery (except parts sold separately).....	11	9102		-	-	-	-	-	-	-	-
Oil field and gas field production machinery (except pumps and parts sold separately).....				-	-	-	-	-	-	-	-
Parts and attachments for oil and gas field machinery and equipment.....			12/10	-	-	-	-	-	-	-	-
Mining machinery and equipment.....	11	92		-	-	-	-	-	-	-	-
Mining machinery and equipment (except parts sold separately).....			09/19	-	-	-	-	-	-	-	-
Parts and attachments for mining machinery and equipment (sold separately).....	11	9253		316.536	323.673	323.777	325.510	325.024	0.0	0.5	-0.1
Internal combustion engines.....	11	94		-	-	-	-	-	-	-	-
Diesel, semidiesel, and dual-fuel engines (except automotive).....	11	9407	12/82	-	-	-	-	-	-	-	-
Diesel, semidiesel, and dual-fuel engines for automobiles, trucks, and buses.....	11	9408	12/82	-	-	-	-	-	-	-	-
Parts & accessories for internal combustion engines, ex. aircraft & gasoline automotive engines.....	11	9413		245.633	245.947	245.134	245.620	246.070	-0.3	0.2	0.2
Machine shop products.....	11	95		-	-	-	-	-	-	-	-
Machine shop products.....			06/84	-	-	-	-	-	-	-	-
Turbines and turbine generator sets.....			06/87	-	-	-	-	-	-	-	-
Turbines and turbine generator sets (excluding parts).....			06/87	-	-	-	-	-	-	-	-
Parts & accessories for turbines, turbine generators, and turbine generator sets.....			09/15	-	-	-	-	-	-	-	-
Parts & accessories for turbines, turbine generators, and turbine generator sets.....			09/15	-	-	-	-	-	-	-	-
Household furniture.....	12	1		-	-	-	-	-	-	-	-
Metal household furniture.....	12	11		-	-	-	-	-	-	-	-
Metal household furniture.....				-	-	-	-	-	-	-	-
Wood household furniture (nonupholstered).....	12	12		-	-	-	-	-	-	-	-
Wood household furniture (nonupholstered).....			12/22	-	-	-	-	-	-	-	-
Upholstered household furniture.....	12	13		-	-	-	-	-	-	-	-
Upholstered household furniture.....	12	1301		-	-	-	-	-	-	-	-

See footnotes at end of table.

Table 8. Producer price indexes and percentage changes for selected commodity and service groupings and individual items, seasonally adjusted — Continued
 [July 2023, Index base 1982=100, unless otherwise indicated]

Title	Commodity code		Other index base	Seasonally adjusted index ¹					Seasonally adjusted 1-month percent change ¹		
	Group code	Item code		Mar. 2023	Apr. 2023 ^P	May 2023 ^P	June 2023 ^P	July 2023 ^P	Apr. to May ^P	May to June ^P	June to July ^P
Bedding.....	12	14		-	-	-	-	-	-	-	-
Bedding.....				-	-	-	-	-	-	-	-
Metal porch, lawn, outdoor & casual furniture.....	12	15		372.398	372.019	374.746	369.745	370.709	0.7	-1.3	0.3
Porch and lawn furniture.....	12	1501		372.398	372.019	374.746	369.745	370.709	0.7	-1.3	0.3
Nonupholstered household furniture, except wood and metal.....			12/85	-	-	-	-	-	-	-	-
Nonupholstered household furniture, except wood and metal.....			12/85	-	-	-	-	-	-	-	-
Commercial furniture.....	12	2		-	-	-	-	-	-	-	-
Wood office furniture and store fixtures.....	12	21		-	-	-	-	-	-	-	-
Wood office furniture and store fixtures.....				-	-	-	-	-	-	-	-
Nonwood furniture and store fixtures.....	12	22		-	-	-	-	-	-	-	-
Nonwood commercial storage units, files, and tables.....				-	-	-	-	-	-	-	-
Nonwood commercial furniture.....				-	-	-	-	-	-	-	-
Nonwood partitions and fixtures.....			12/83	-	-	-	-	-	-	-	-
Public building furniture.....			12/84	-	-	-	-	-	-	-	-
Public building furniture.....			12/84	-	-	-	-	-	-	-	-
Commercial furniture and fixtures, n.e.c.....	12	24	12/85	282.300	284.408	285.311	284.630	285.248	0.3	-0.2	0.2
Commercial furniture and fixtures, n.e.c.....	12	2401	12/85	282.300	284.408	285.311	284.630	285.248	0.3	-0.2	0.2
Floor coverings.....	12	3		-	-	-	-	-	-	-	-
Carpets and rugs.....	12	31		-	-	-	-	-	-	-	-
Carpet and rugs.....				-	-	-	-	-	-	-	-
Resilient floor coverings.....	12	32		-	-	-	-	-	-	-	-
Resilient floor coverings.....	12	3201		-	-	-	-	-	-	-	-
Household appliances.....	12	4		-	-	-	-	-	-	-	-
Major appliances.....	12	41		-	-	-	-	-	-	-	-
Household cooking appliances.....				-	-	-	-	-	-	-	-
Household refrigeration equipment.....				-	-	-	-	-	-	-	-
Other major household appliances including room air-conditioners.....	12	4104		-	-	-	-	-	-	-	-
Household vacuum cleaners, including parts and attachments.....	12	43		-	-	-	-	-	-	-	-
Household vacuum cleaners and other floor care machines (including parts and attachments).....	12	4301		-	-	-	-	-	-	-	-
Electric housewares and fans.....	12	44		-	-	-	-	-	-	-	-
Parts and attachments for small electric household appliances, including fan parts.....			12/82	-	-	-	-	-	-	-	-
Small electric household appliances, including fans.....			05/21	-	-	-	-	-	-	-	-
Portable residential lighting fixtures, including parts and accessories.....	12	45		-	-	-	-	-	-	-	-
Portable residential lighting fixtures, including parts and accessories.....				-	-	-	-	-	-	-	-
Home electronic equipment.....	12	5		-	-	-	-	-	-	-	-
Speakers and commercial sound equipment.....	12	57	12/03	-	-	-	-	-	-	-	-
Speakers and commercial sound equipment.....	12	5707	12/03	-	-	-	-	-	-	-	-
Other home electronic equipment.....			06/04	-	-	-	-	-	-	-	-
Other home electronic equipment, including television receivers and automotive A/V equipment.....			01/17	-	-	-	-	-	-	-	-
Other household durable goods.....	12	6		-	-	-	-	-	-	-	-
Vitreous china, fine earthenware, and other pottery products.....	12	61		-	-	-	-	-	-	-	-
Vitreous china, porcelain, and earthenware table and kitchenware and other pottery products.....	12	6101		-	-	-	-	-	-	-	-
Mirrors (decorated and undecorated).....				-	-	-	-	-	-	-	-
Mirrors (decorated and undecorated), made from purchased glass.....				-	-	-	-	-	-	-	-
Lawn/garden equipment.....	12	66		-	-	-	-	-	-	-	-
Parts and attachments for consumer lawn, garden, and snow equipment....			12/82	-	-	-	-	-	-	-	-
Consumer lawn, garden, and snow equipment.....			05/18	-	-	-	-	-	-	-	-
Cutlery, flatware (except precious), razors and razor blades.....	12	67		-	-	-	-	-	-	-	-
Cutlery, flatware (except precious), razors and razor blades.....	12	6701		-	-	-	-	-	-	-	-
Metal kitchen utensil, pots, and pans.....				-	-	-	-	-	-	-	-
Metal kitchen utensil, pots, and pans.....				-	-	-	-	-	-	-	-
Window shades, blinds, and accessories.....	12	69	06/84	-	-	-	-	-	-	-	-
Window shades, blinds, and accessories.....	12	6901	06/84	-	-	-	-	-	-	-	-
Glass.....				-	-	-	-	-	-	-	-
Flat glass.....	13	11		-	-	-	-	-	-	-	-
Specialty glass.....	13	1107		-	-	-	-	-	-	-	-
Flat glass (float, sheet, and plate process).....			12/22	-	-	-	-	-	-	-	-
Other finished glassware.....	13	13	06/83	-	-	-	-	-	-	-	-
Pressed and blown glassware.....	13	1301	06/83	-	-	-	-	-	-	-	-
Concrete ingredients and related products.....	13	2		400.380	399.103	400.559	402.380	404.140	0.4	0.5	0.4
Construction sand, gravel, and crushed stone.....	13	21		452.160	452.349	452.672	455.771	456.253	0.1	0.7	0.1
Construction sand, gravel and crushed stone.....	13	2101		452.160	452.349	452.672	455.771	456.253	0.1	0.7	0.1
Cement, hydraulic.....	13	22		331.833	327.675	331.394	330.921	335.243	1.1	-0.1	1.3

See footnotes at end of table.

Table 8. Producer price indexes and percentage changes for selected commodity and service groupings and individual items, seasonally adjusted — Continued
 [July 2023, Index base 1982=100, unless otherwise indicated]

Title	Commodity code		Other index base	Seasonally adjusted index ¹					Seasonally adjusted 1-month percent change ¹		
	Group code	Item code		Mar. 2023	Apr. 2023 ^P	May 2023 ^P	June 2023 ^P	July 2023 ^P	Apr. to May ^P	May to June ^P	June to July ^P
Cement, hydraulic.....	13	2201		331.833	327.675	331.394	330.921	335.243	1.1	-0.1	1.3
Concrete products.....	13	3		359.534	359.809	364.124	364.697	365.022	1.2	0.2	0.1
Concrete block and brick.....	13	31		354.521	356.460	357.296	358.365	356.759	0.2	0.3	-0.4
Structural concrete block.....	13	3111		369.795	372.989	374.073	376.525	373.509	0.3	0.7	-0.8
Decorative concrete block.....	13	3121		309.740	312.010	312.658	312.403	310.510	0.2	-0.1	-0.6
Concrete brick.....				-	-	-	-	-	-	-	-
Concrete pavers.....	13	3141		299.908	299.455	300.441	300.087	302.148	0.3	-0.1	0.7
Concrete pipe.....				-	-	-	-	-	-	-	-
Concrete pipe.....				-	-	-	-	-	-	-	-
Ready-mix concrete.....	13	33		354.749	355.171	361.372	360.854	361.352	1.7	-0.1	0.1
Ready-mix concrete.....	13	3301		354.749	355.171	361.372	360.854	361.352	1.7	-0.1	0.1
Precast concrete products.....	13	34		378.903	377.154	379.008	381.926	382.744	0.5	0.8	0.2
Precast concrete products.....	13	3401		378.903	377.154	379.008	381.926	382.744	0.5	0.8	0.2
Prestressed concrete products.....				-	-	-	-	-	-	-	-
Prestressed concrete products.....				-	-	-	-	-	-	-	-
Clay construction products ex. refractories.....	13	4		-	-	-	-	-	-	-	-
Brick and structural clay tile.....	13	42	12/84	-	-	-	-	-	-	-	-
Building or common brick.....	13	4201	12/84	-	-	-	-	-	-	-	-
Glazed brick and other brick (paving, floor, and sewer).....	13	4202	12/84	-	-	-	-	-	-	-	-
Clay floor and wall tile, glazed and unglazed.....	13	44		-	-	-	-	-	-	-	-
Clay floor and wall tile, glazed and unglazed (including quarry tile and ceramic mosaic tile).....				-	-	-	-	-	-	-	-
Structural clay products, n.e.c.....	13	45		-	-	-	-	-	-	-	-
Structural clay products, n.e.c.....	13	4501		-	-	-	-	-	-	-	-
Refractories.....	13	5		-	-	-	-	-	-	-	-
Clay refractories.....	13	52		-	-	-	-	-	-	-	-
Clay refractories.....	13	5201		-	-	-	-	-	-	-	-
Nonclay refractories.....	13	53		-	-	-	-	-	-	-	-
Nonclay refractories (excluding dead-burned magnesia).....	13	5301		-	-	-	-	-	-	-	-
Asphalt felts and coatings.....	13	6		-	-	-	-	-	-	-	-
Prepared asphalt and tar roofing and siding products.....	13	61		-	-	-	-	-	-	-	-
Prepared asphalt and tar roofing and siding products.....	13	6101		-	-	-	-	-	-	-	-
Roofing asphalts, pitches, coatings, and cement.....	13	62		-	-	-	-	-	-	-	-
Roofing asphalts, pitches, coatings, and cement.....	13	6201		-	-	-	-	-	-	-	-
Gypsum products.....	13	7		469.796	464.499	458.043	455.346	456.543	-1.4	-0.6	0.3
Gypsum products.....	13	71		469.796	464.499	458.043	455.346	456.543	-1.4	-0.6	0.3
Gypsum products.....	13	7101		469.796	464.499	458.043	455.346	456.543	-1.4	-0.6	0.3
Glass containers.....	13	8		276.662	277.404	280.753	281.923	282.088	1.2	0.4	0.1
Glass containers.....	13	81		276.662	277.404	280.753	281.923	282.088	1.2	0.4	0.1
Glass containers (including value of packaging).....	13	8101		276.662	277.404	280.753	281.923	282.088	1.2	0.4	0.1
Other nonmetallic minerals.....	13	9		320.126	318.972	317.836	317.088	316.071	-0.4	-0.2	-0.3
Insulation materials.....	13	92		-	-	-	-	-	-	-	-
Mineral wool for thermal and acoustical envelope insulation.....	13	9201		-	-	-	-	-	-	-	-
Mineral wool for industrial, equipment, and appliance insulation.....				-	-	-	-	-	-	-	-
Paving mixtures and blocks.....	13	94		404.240	400.264	392.652	388.540	385.782	-1.9	-1.0	-0.7
Paving mixtures and blocks.....	13	9401		404.240	400.264	392.652	388.540	385.782	-1.9	-1.0	-0.7
Cut stone and stone products.....			12/84	-	-	-	-	-	-	-	-
Cut stone and stone products.....			12/84	-	-	-	-	-	-	-	-
Gaskets, packing, and sealing devices.....	13	98	12/85	-	-	-	-	-	-	-	-
Gaskets and gasketing material.....	13	9801	12/85	-	-	-	-	-	-	-	-
Packing and sealing.....	13	9802	12/85	-	-	-	-	-	-	-	-
Nonmetallic minerals and products, n.e.c.....	13	99	06/82	-	-	-	-	-	-	-	-
Clay and stone mining and quarrying.....	13	9902	06/84	-	-	-	-	-	-	-	-
All other nonmetallic mineral products.....	13	9903	12/85	235.501	235.748	235.492	235.995	236.707	-0.1	0.2	0.3
Motor vehicles and equipment.....	14	1		169.182	169.005	169.199	168.965	169.387	0.1	-0.1	0.2
Motor vehicles.....	14	11		171.590	170.884	170.986	170.608	171.178	0.1	-0.2	0.3
Passenger cars and chassis.....	14	1101		142.550	141.414	141.025	139.972	140.284	-0.3	-0.7	0.2
Motorcycles, including three-wheel motorbikes, motorscooters, mopeds, and parts.....	14	1104		-	-	-	-	-	-	-	-
Trucks, truck tractors, & bus chassis 14,000 lb or less, incl. minivans & suvs.....	14	1105		199.496	198.710	198.966	198.599	199.411	0.1	-0.2	0.4
Trucks, over 14,000 lbs GVW.....	14	1106		-	-	-	-	-	-	-	-
Motor vehicles parts.....	14	12		-	-	-	-	-	-	-	-
Motor vehicles parts.....			12/03	-	-	-	-	-	-	-	-
Truck and bus bodies.....	14	13	12/82	-	-	-	-	-	-	-	-
Truck and bus bodies sold separately.....	14	1301	12/82	-	-	-	-	-	-	-	-

See footnotes at end of table.

Table 8. Producer price indexes and percentage changes for selected commodity and service groupings and individual items, seasonally adjusted — Continued
 [July 2023, Index base 1982=100, unless otherwise indicated]

Title	Commodity code		Other index base	Seasonally adjusted index ¹					Seasonally adjusted 1-month percent change ¹		
	Group code	Item code		Mar. 2023	Apr. 2023 ^P	May 2023 ^P	June 2023 ^P	July 2023 ^P	Apr. to May ^P	May to June ^P	June to July ^P
Complete vehicles on purchased chassis.....			12/82	-	-	-	-	-	-	-	-
Truck trailers.....	14	14		-	-	-	-	-	-	-	-
Truck trailers.....	14	1406	12/86	-	-	-	-	-	-	-	-
Motor homes, built on purchased chassis.....	14	15	06/84	-	-	-	-	-	-	-	-
Motor homes, built on purchased chassis.....	14	1501	06/84	-	-	-	-	-	-	-	-
Travel trailers and campers.....	14	16	06/84	-	-	-	-	-	-	-	-
Travel trailers.....	14	1601	06/84	-	-	-	-	-	-	-	-
Camping trailers, campers, pick-up covers, and parts.....	14	1602	06/84	-	-	-	-	-	-	-	-
Aircraft and aircraft equipment.....	14	2		304.215	305.372	306.528	307.125	307.647	0.4	0.2	0.2
Aircraft.....	14	21		337.826	339.568	341.325	342.392	342.867	0.5	0.3	0.1
Civilian aircraft.....	14	2102	12/85	327.047	329.345	331.728	333.176	333.820	0.7	0.4	0.2
Military aircraft.....			06/13	-	-	-	-	-	-	-	-
Aircraft engine and engine parts.....	14	23	12/85	249.802	250.508	250.870	250.774	251.769	0.1	0.0	0.4
Aircraft engine and engine parts.....	14	2301	12/85	249.802	250.508	250.870	250.774	251.769	0.1	0.0	0.4
Other aircraft parts and equipment.....	14	25	06/85	207.970	208.017	208.295	208.327	208.467	0.1	0.0	0.1
Other aircraft parts and equipment.....	14	2501	06/85	207.970	208.017	208.295	208.327	208.467	0.1	0.0	0.1
Ships and boats.....	14	3		303.160	303.875	305.329	306.007	307.497	0.5	0.2	0.5
Ships.....	14	31	12/85	-	-	-	-	-	-	-	-
Military self-propelled ships, new construction.....			06/96	-	-	-	-	-	-	-	-
Nonmilitary self-propelled ships, new construction.....			06/96	-	-	-	-	-	-	-	-
Boats.....	14	32		349.900	350.417	352.159	352.944	352.617	0.5	0.2	-0.1
Outboard motorboats, including commercial and military (except sailboats and lifeboats).....	14	3201		400.470	401.663	403.763	403.402	401.321	0.5	-0.1	-0.5
Inboard motorboats, including commercial and military (except sailboats and lifeboats).....	14	3202		355.885	355.797	356.350	358.637	362.176	0.2	0.6	1.0
Inboard-outdrive boats, including commercial and military (except sailboats and lifeboats).....	14	3203		-	-	-	-	-	-	-	-
All other boats (excluding military and commercial).....				-	-	-	-	-	-	-	-
Railroad equipment.....	14	4		-	-	-	-	-	-	-	-
Railroad cars and locomotives.....			05/22	-	-	-	-	-	-	-	-
Railroad cars and locomotives.....			05/22	-	-	-	-	-	-	-	-
Railway maintenance of way equipment and parts.....			05/22	-	-	-	-	-	-	-	-
Railway maintenance of way equipment and parts.....				-	-	-	-	-	-	-	-
Transportation equipment, n.e.c.....			06/85	-	-	-	-	-	-	-	-
Transportation equipment, n.e.c.....			06/85	-	-	-	-	-	-	-	-
Other transportation equipment, incl. golf carts, vehicle trailers, and all-terrain vehicles.....			06/85	-	-	-	-	-	-	-	-
Toys, sporting goods, small arms, etc.....	15	1		208.376	208.073	208.408	207.553	207.412	0.2	-0.4	-0.1
Toys, games, and children's vehicles.....	15	11		-	-	-	-	-	-	-	-
Toys, games, and children's vehicles.....	15	1101		-	-	-	-	-	-	-	-
Sporting and athletic goods.....	15	12		-	-	-	-	-	-	-	-
Sporting and athletic goods.....	15	1201		-	-	-	-	-	-	-	-
Small arms and ammunition.....	15	13		313.781	313.607	313.222	313.196	313.325	-0.1	0.0	0.0
Small arms.....	15	1301		-	-	-	-	-	-	-	-
Small arms ammunition.....	15	1302		422.212	419.405	419.596	419.016	419.780	0.0	-0.1	0.2
Tobacco products, incl. stemmed & redried.....	15	2		-	-	-	-	-	-	-	-
Cigarettes, excluding electronic.....	15	21		-	-	-	-	-	-	-	-
Cigarettes, excluding electronic.....	15	2101		-	-	-	-	-	-	-	-
Stemmed and redried tobacco.....	15	24	06/84	-	-	-	-	-	-	-	-
Stemmed and redried tobacco.....	15		06/84	-	-	-	-	-	-	-	-
Other tobacco products.....	15	25	12/05	-	-	-	-	-	-	-	-
Other tobacco products.....	15	2501	12/05	-	-	-	-	-	-	-	-
Notions.....	15	3		-	-	-	-	-	-	-	-
Fasteners, zippers, buttons, needles, pins, and buckles.....	15	32		-	-	-	-	-	-	-	-
Fasteners, zippers, buttons, needles, pins, and buckles.....				-	-	-	-	-	-	-	-
Photographic equipment and supplies.....	15	4		-	-	-	-	-	-	-	-
Photographic supplies.....	15	42		-	-	-	-	-	-	-	-
Photographic supplies.....			12/83	-	-	-	-	-	-	-	-
Mobile homes.....	15	5		-	-	-	-	-	-	-	-
Manufactured homes (mobile homes), all sizes (incl. multisection).....	15	53		-	-	-	-	-	-	-	-
Manufactured mobile homes and nonresidential mobile buildings.....	15	5303	12/86	-	-	-	-	-	-	-	-
Medical, surgical & personal aid devices.....	15	6		198.775	198.470	198.727	200.275	199.977	0.1	0.8	-0.1
Surgical and medical instruments.....	15	62	06/82	150.459	150.258	151.019	151.321	151.008	0.5	0.2	-0.2
Surgical and medical instruments.....	15	6201	06/82	150.459	150.258	151.019	151.321	151.008	0.5	0.2	-0.2
Medical and surgical appliances and supplies.....	15	63	06/83	-	-	-	-	-	-	-	-
Medical and surgical appliances and supplies.....	15	6301	06/83	-	-	-	-	-	-	-	-

See footnotes at end of table.

Table 8. Producer price indexes and percentage changes for selected commodity and service groupings and individual items, seasonally adjusted — Continued
 [July 2023, Index base 1982=100, unless otherwise indicated]

Title	Commodity code		Other index base	Seasonally adjusted index ¹					Seasonally adjusted 1-month percent change ¹		
	Group code	Item code		Mar. 2023	Apr. 2023 ^P	May 2023 ^P	June 2023 ^P	July 2023 ^P	Apr. to May ^P	May to June ^P	June to July ^P
Ophthalmic goods.....	15	64	12/83	-	-	-	-	-	-	-	-
Ophthalmic goods.....	15	6401	12/83	-	-	-	-	-	-	-	-
Dental equipment and supplies.....	15	65	06/85	-	-	-	-	-	-	-	-
Dental equipment and supplies.....	15	6501	06/85	-	-	-	-	-	-	-	-
Other industrial safety equipment.....	15	7	-	-	-	-	-	-	-	-	-
Personal safety equipment and clothing.....	15	71	-	-	-	-	-	-	-	-	-
Personal safety equipment and clothing.....			06/04	-	-	-	-	-	-	-	-
Other miscellaneous products.....	15	9	-	-	-	-	-	-	-	-	-
Burial caskets.....	15	91	502.711	514.717	515.953	518.152	520.164	0.2	0.4	0.4	
Burial caskets.....	15	9101	502.711	514.717	515.953	518.152	520.164	0.2	0.4	0.4	
Musical instruments.....	15	93	-	-	-	-	-	-	-	-	-
Musical instruments.....	15	9301	-	-	-	-	-	-	-	-	-
Jewelry and jewelry products.....			-	-	-	-	-	-	-	-	-
Jewelry (gold and platinum) and silverware.....			-	-	-	-	-	-	-	-	-
Costume jewelry and novelties.....			-	-	-	-	-	-	-	-	-
All other jewelry and personal goods (excluding costume).....			06/07	-	-	-	-	-	-	-	-
Jewelers' material and lapidary work.....			12/08	-	-	-	-	-	-	-	-
Pens, pencils, and marking devices.....	15	95	226.360	226.093	226.190	226.160	226.302	0.0	0.0	0.1	
Pens, markers, mechanical pencils, and associated parts.....	15	9502	-	-	-	-	-	-	-	-	-
Lead pencils, art goods, office supplies and small office equipment, excluding paper.....	15	9503	214.203	214.045	214.664	214.088	215.140	0.3	-0.3	0.5	
Marking devices.....			12/85	-	-	-	-	-	-	-	-
Brooms and brushes.....	15	97	-	-	-	-	-	-	-	-	-
Brooms, brushes and mops.....	15	9705	12/85	-	-	-	-	-	-	-	-
Miscellaneous products, n.e.c.....	15	9A	12/85	-	-	-	-	-	-	-	-
Candles.....			12/85	-	-	-	-	-	-	-	-
Signs and advertising displays.....			12/85	-	-	-	-	-	-	-	-
All other miscellaneous fabricated products and recyclable materials.....			12/85	-	-	-	-	-	-	-	-
Reproduction of audio and video media and software.....			12/03	-	-	-	-	-	-	-	-
Reproduction of audio and video media and software.....			12/03	-	-	-	-	-	-	-	-
Services²											
Transportation of freight and mail.....	30	1	06/09	165.509	162.780	162.507	161.602	162.234	-0.2	-0.6	0.4
Rail transportation of freight and mail.....	30	11	12/08	-	-	-	-	-	-	-	-
Rail transportation of freight and mail.....	30	1101	12/08	-	-	-	-	-	-	-	-
Truck transportation of freight.....	30	12	06/09	-	-	-	-	-	-	-	-
Local motor carrying.....	30	1201	06/09	-	-	-	-	-	-	-	-
Long-distance motor carrying.....	30	1202	06/09	-	-	-	-	-	-	-	-
Water transportation of freight.....			06/09	-	-	-	-	-	-	-	-
Deep sea water transportation of freight.....			12/08	-	-	-	-	-	-	-	-
Coastal and intercoastal water transportation of freight.....			12/08	-	-	-	-	-	-	-	-
Great Lakes-St Lawrence Seaway water transportation of freight.....	30	1303	12/08	-	-	-	-	-	-	-	-
Inland waterways transportation of freight.....			12/08	-	-	-	-	-	-	-	-
Air transportation of freight.....			12/08	-	-	-	-	-	-	-	-
Air transportation of freight.....			12/08	-	-	-	-	-	-	-	-
Courier, messenger, and U.S. postal services.....	30	16	06/09	181.969	182.036	182.198	182.089	185.045	0.1	-0.1	1.6
U.S. Postal Service.....	30	1601	06/89	-	-	-	-	-	-	-	-
Courier and messenger services, except air.....	30	1602	04/09	201.063	201.212	202.550	202.844	204.100	0.7	0.1	0.6
Air mail and package delivery services, excluding by USPS.....	30	1603	04/09	234.241	234.303	232.521	231.378	232.036	-0.8	-0.5	0.3
Pipeline transportation.....			05/22	-	-	-	-	-	-	-	-
Pipeline transportation of petroleum products.....	30	1701	12/08	185.005	181.989	181.763	182.439	178.463	-0.1	0.4	-2.2
Pipeline transportation of natural gas.....			05/22	-	-	-	-	-	-	-	-
Transportation of passengers (partial).....	30	2	06/09	149.116	144.592	143.476	146.037	148.460	-0.8	1.8	1.7
Rail transportation of passengers.....	30	21	12/08	133.644	133.507	133.585	133.331	133.503	0.1	-0.2	0.1
Rail transportation of passengers.....	30	2101	12/08	133.644	133.507	133.585	133.331	133.503	0.1	-0.2	0.1
Airline passenger services.....	30	22	12/08	137.566	133.349	132.306	134.698	136.956	-0.8	1.8	1.7
Airline passenger services.....	30	2201	12/08	137.566	133.349	132.306	134.698	136.956	-0.8	1.8	1.7
Services related to water transportation.....	31	1	06/09	136.702	136.588	138.479	137.935	137.934	1.4	-0.4	0.0
Towing, tugging, docking, and related services.....	31	11	03/09	-	-	-	-	-	-	-	-
Towing, tugging, docking, and related services.....	31	1101	03/09	-	-	-	-	-	-	-	-
Operation of port waterfront terminals.....			12/08	-	-	-	-	-	-	-	-
Operation of port waterfront terminals.....			12/08	-	-	-	-	-	-	-	-
Marine cargo handling.....	31	13	12/08	127.711	127.884	128.099	128.255	128.109	0.2	0.1	-0.1
Marine cargo handling.....	31	1301	12/08	127.711	127.884	128.099	128.255	128.109	0.2	0.1	-0.1
Services related to air transportation.....	31	2	04/09	135.828	136.385	137.067	136.920	135.448	0.5	-0.1	-1.1
Other airport operations, excluding aircraft maintenance and repair.....	31	21	04/09	135.828	136.385	137.067	136.920	135.448	0.5	-0.1	-1.1
Other airport operations, excluding aircraft maintenance and repair.....	31	2101	04/09	135.828	136.385	137.067	136.920	135.448	0.5	-0.1	-1.1

See footnotes at end of table.

Table 8. Producer price indexes and percentage changes for selected commodity and service groupings and individual items, seasonally adjusted — Continued
 [July 2023, Index base 1982=100, unless otherwise indicated]

Title	Commodity code		Other index base	Seasonally adjusted index ¹					Seasonally adjusted 1-month percent change ¹		
	Group code	Item code		Mar. 2023	Apr. 2023 ^P	May 2023 ^P	June 2023 ^P	July 2023 ^P	Apr. to May ^P	May to June ^P	June to July ^P
Other services related to transportation activities (partial).....			06/09	-	-	-	-	-	-	-	-
Arrangement of freight and cargo.....			12/08	-	-	-	-	-	-	-	-
Arrangement of freight and cargo.....			12/08	-	-	-	-	-	-	-	-
Freight forwarding.....			12/08	-	-	-	-	-	-	-	-
Freight forwarding.....			12/08	-	-	-	-	-	-	-	-
Warehousing, storage, and related services.....			12/08	-	-	-	-	-	-	-	-
Warehousing, storage, and related services.....			12/08	-	-	-	-	-	-	-	-
Warehousing, storage, and related services.....			12/08	-	-	-	-	-	-	-	-
Book, periodical, and newspaper publishing sales and subscriptions.....	33	1	06/09	149.172	149.961	150.380	150.526	151.016	0.3	0.1	0.3
Sales of books.....	33	11		467.670	472.911	474.146	476.550	478.999	0.3	0.5	0.5
Sales of textbooks.....	33	1101		-	-	-	-	-	-	-	-
Sales of technical, scientific, and professional books.....	33	1102		759.003	769.481	774.743	775.319	788.119	0.7	0.1	1.7
Sales of religious books.....				-	-	-	-	-	-	-	-
Sales of general adult and juvenile books.....				-	-	-	-	-	-	-	-
Sales of general reference books.....				-	-	-	-	-	-	-	-
Sales and subscriptions of periodicals and newspapers.....	33	12	06/09	147.732	147.750	148.185	147.793	148.027	0.3	-0.3	0.2
Sales and subscriptions of periodicals.....			06/07	-	-	-	-	-	-	-	-
Newspaper subscription and single copy sales.....	33	1202		587.632	587.753	590.713	588.046	589.637	0.5	-0.5	0.3
Greeting card publishing sales.....			12/85	-	-	-	-	-	-	-	-
Greeting card publishing sales.....			12/85	-	-	-	-	-	-	-	-
Greeting card publishing sales.....			12/85	-	-	-	-	-	-	-	-
Calendars, yearbooks, and other miscellaneous publishing sales.....			12/89	-	-	-	-	-	-	-	-
Calendars, yearbooks, and other miscellaneous publishing sales.....			12/89	-	-	-	-	-	-	-	-
Calendars, yearbooks, and other miscellaneous publishing sales.....			12/89	-	-	-	-	-	-	-	-
Directory, mailing list, and related compilations publishing sales.....			12/22	-	-	-	-	-	-	-	-
Directory, mailing list, and related compilations publishing sales.....			12/22	-	-	-	-	-	-	-	-
Directory, mailing list, and related compilations publishing sales.....			12/22	-	-	-	-	-	-	-	-
System software publishing.....			05/22	-	-	-	-	-	-	-	-
System software publishing.....			05/22	-	-	-	-	-	-	-	-
System software publishing.....			05/22	-	-	-	-	-	-	-	-
Application software publishing.....			06/09	-	-	-	-	-	-	-	-
Application software publishing.....			06/09	-	-	-	-	-	-	-	-
Desktop and portable device application software publishing.....			12/08	-	-	-	-	-	-	-	-
Application software publishing, cross-industry, vertical market, utilities, and other.....			12/08	-	-	-	-	-	-	-	-
Application software publishing, game software.....	34	2104	12/13	-	-	-	-	-	-	-	-
Affiliate agreements, programming sales, and retransmission fees for cable and broadcast tv.....	35	1	06/09	157.968	158.414	159.227	159.283	159.925	0.5	0.0	0.4
Affiliate agreements, programming sales, and retransmission fees for cable and broadcast tv.....	35	11	06/09	157.968	158.414	159.227	159.283	159.925	0.5	0.0	0.4
Affiliate agreements, programming sales, and retransmission fees for cable and broadcast tv.....	35	1101	12/08	160.795	161.276	162.155	162.267	162.915	0.5	0.1	0.4
Affiliate agreements, programming sales, and retransmission fees for radio.....			06/09	-	-	-	-	-	-	-	-
Affiliate agreements, programming sales, and retransmission fees for radio.....			06/09	-	-	-	-	-	-	-	-
Affiliate agreements, programming sales, and network compensation for radio.....			12/08	-	-	-	-	-	-	-	-
Advertising space sales in periodicals, newspapers, directories, and mailing lists.....	36	1	06/09	-	-	-	-	-	-	-	-
Advertising space sales in periodicals and newspapers.....	36	11	06/09	-	-	-	-	-	-	-	-
Advertising space sales in periodicals.....	36	1101		-	-	-	-	-	-	-	-
Advertising space sales in newspapers.....	36	1102		-	-	-	-	-	-	-	-
Advertising space sales in directories and mailing lists.....	36	12	12/08	-	-	-	-	-	-	-	-
Print advertising space sales in directories and mailing lists.....	36	1201	12/08	-	-	-	-	-	-	-	-
Television advertising time sales.....	36	2	06/09	85.878	88.285	87.487	85.620	84.740	-0.9	-2.1	-1.0
Television advertising time sales.....	36	21	06/09	85.878	88.285	87.487	85.620	84.740	-0.9	-2.1	-1.0
Broadcast and network television advertising time sales.....	36	2101	12/08	80.316	80.616	77.130	78.379	77.910	-4.3	1.6	-0.6
Cable network advertising time sales.....	36	2102	12/08	-	-	-	-	-	-	-	-
Local cable system advertising time sales.....			12/08	-	-	-	-	-	-	-	-
Radio advertising time sales.....	36	3	03/09	96.290	95.139	100.843	98.165	91.082	6.0	-2.7	-7.2
Radio advertising time sales.....	36	31	03/09	96.290	95.139	100.843	98.165	91.082	6.0	-2.7	-7.2
Radio advertising time sales.....	36	3101	03/09	96.290	95.139	100.843	98.165	91.082	6.0	-2.7	-7.2
Internet advertising sales.....			12/22	-	-	-	-	-	-	-	-
Internet advertising sales.....			12/22	-	-	-	-	-	-	-	-
Internet advertising sales.....			12/22	-	-	-	-	-	-	-	-
Wired telephone services.....	37	1	06/09	-	-	-	-	-	-	-	-

See footnotes at end of table.

Table 8. Producer price indexes and percentage changes for selected commodity and service groupings and individual items, seasonally adjusted — Continued
 [July 2023, Index base 1982=100, unless otherwise indicated]

Title	Commodity code		Other index base	Seasonally adjusted index ¹					Seasonally adjusted 1-month percent change ¹		
	Group code	Item code		Mar. 2023	Apr. 2023 ^P	May 2023 ^P	June 2023 ^P	July 2023 ^P	Apr. to May ^P	May to June ^P	June to July ^P
Residential wired telephone services.....	37	11	06/09	-	-	-	-	-	-	-	-
Local residential wired telephone service.....	37	1101	12/08	-	-	-	-	-	-	-	-
Long distance residential wired telephone service.....	37	1102	03/09	-	-	-	-	-	-	-	-
All-distance residential wired telephone service.....	37	1103	12/11	-	-	-	-	-	-	-	-
Business wired telephone services.....			06/09	-	-	-	-	-	-	-	-
Local business wired telephone service.....			12/08	-	-	-	-	-	-	-	-
Long distance business wired telephone and other toll service.....	37	1202	04/09	99.025	100.634	99.298	97.780	103.293	-1.3	-1.5	5.6
Private line wired telephone service.....	37	1204	12/11	-	-	-	-	-	-	-	-
All-distance business wired telephone service (partial).....			05/22	-	-	-	-	-	-	-	-
Other telephone services.....			12/08	-	-	-	-	-	-	-	-
Other wired telephone services.....			12/08	-	-	-	-	-	-	-	-
Wireless telecommunication services.....	37	2	06/09	66.123	66.219	66.610	66.713	66.782	0.6	0.2	0.1
Cellular phone and other wireless telecommunication services.....	37	21	03/09	64.590	64.651	65.089	65.204	65.246	0.7	0.2	0.1
Cellular phone and other wireless telecommunication services.....	37	2101	03/09	64.590	64.651	65.089	65.204	65.246	0.7	0.2	0.1
Cable and satellite subscriber services.....	37	3	12/08	163.856	164.995	165.389	167.234	167.064	0.2	1.1	-0.1
Cable and satellite subscriber services.....	37	31	12/08	163.856	164.995	165.389	167.234	167.064	0.2	1.1	-0.1
Cable and satellite subscriber services.....	37	3101	12/08	163.856	164.995	165.389	167.234	167.064	0.2	1.1	-0.1
Internet access services.....			03/09	-	-	-	-	-	-	-	-
Internet access services.....			03/09	-	-	-	-	-	-	-	-
Residential Internet access services.....			12/11	-	-	-	-	-	-	-	-
Business Internet access services.....	37	4103	12/11	-	-	-	-	-	-	-	-
Bundled wired telecommunications access services.....			12/11	-	-	-	-	-	-	-	-
Bundled wired telecommunications access services.....			12/11	-	-	-	-	-	-	-	-
Bundled wired telecommunications access services.....			12/11	-	-	-	-	-	-	-	-
Data processing and related services.....			06/09	-	-	-	-	-	-	-	-
Data processing and related services.....			06/09	-	-	-	-	-	-	-	-
Hosting, ASP and other IT infrastructure provisioning services.....			12/08	-	-	-	-	-	-	-	-
Business process management services (partial).....			12/08	-	-	-	-	-	-	-	-
Data management, information transformation and other services.....			12/08	-	-	-	-	-	-	-	-
Loan services (partial).....	39	1	06/09	197.116	202.692	206.921	202.527	199.621	2.1	-2.1	-1.4
Business loans (partial).....	39	11	04/09	386.147	396.418	409.797	400.788	394.702	3.4	-2.2	-1.5
Business loans (partial).....	39	1101	04/09	386.147	396.418	409.797	400.788	394.702	3.4	-2.2	-1.5
Consumer loans (partial).....	39	12	06/09	118.765	122.341	121.840	118.544	117.754	-0.4	-2.7	-0.7
Residential real estate loans (partial).....			04/09	-	-	-	-	-	-	-	-
Vehicle loans (partial).....	39	1202	04/09	54.739	55.770	57.972	52.918	52.880	3.9	-8.7	-0.1
Credit cards, overdraft credit, and related plans (partial).....	39	1203	04/09	186.648	193.541	197.719	198.080	198.921	2.2	0.2	0.4
Other loans and loan services (partial).....			04/09	-	-	-	-	-	-	-	-
Other loans and loan services (partial).....			04/09	-	-	-	-	-	-	-	-
Deposit services (partial).....			04/09	-	-	-	-	-	-	-	-
Deposit services (partial).....			04/09	-	-	-	-	-	-	-	-
Deposit services (partial).....			04/09	-	-	-	-	-	-	-	-
Other credit intermediation services, including trust services (partial).....			04/09	-	-	-	-	-	-	-	-
Other credit intermediation services, including trust services (partial).....			04/09	-	-	-	-	-	-	-	-
Other credit intermediation services, including trust services (partial).....			04/09	-	-	-	-	-	-	-	-
Securities brokerage, dealing, investment advice, and related services.....			06/09	-	-	-	-	-	-	-	-
Securities brokerage, dealing, investment advice, and related services.....			06/09	-	-	-	-	-	-	-	-
Securities brokerage, dealing, and investment advice.....			12/08	-	-	-	-	-	-	-	-
Securities brokerage and dealing related services (partial).....			12/08	-	-	-	-	-	-	-	-
Portfolio management.....			12/08	-	-	-	-	-	-	-	-
Portfolio management.....			12/08	-	-	-	-	-	-	-	-
Portfolio management.....			12/08	-	-	-	-	-	-	-	-
Investment banking.....			12/08	-	-	-	-	-	-	-	-
Investment banking.....			12/08	-	-	-	-	-	-	-	-
Investment banking.....			12/08	-	-	-	-	-	-	-	-
Insurance.....	41	1	06/09	131.878	132.291	132.517	133.753	133.502	0.2	0.9	-0.2
Insurance.....	41	11	06/09	131.878	132.291	132.517	133.753	133.502	0.2	0.9	-0.2
Life insurance.....	41	1101	03/09	-	-	-	-	-	-	-	-
Disability insurance, including accidental death.....	41	1102	03/09	-	-	-	-	-	-	-	-
Health and medical insurance.....	41	1103	03/09	147.674	147.923	147.995	148.304	148.317	0.0	0.2	0.0
Property and casualty insurance.....	41	1104	03/09	-	-	-	-	-	-	-	-
Annuities.....			03/09	-	-	-	-	-	-	-	-
Annuities.....			03/09	-	-	-	-	-	-	-	-
Annuities.....			03/09	-	-	-	-	-	-	-	-

See footnotes at end of table.

Table 8. Producer price indexes and percentage changes for selected commodity and service groupings and individual items, seasonally adjusted — Continued
 [July 2023, Index base 1982=100, unless otherwise indicated]

Title	Commodity code		Other index base	Seasonally adjusted index ¹					Seasonally adjusted 1-month percent change ¹		
	Group code	Item code		Mar. 2023	Apr. 2023 ^P	May 2023 ^P	June 2023 ^P	July 2023 ^P	Apr. to May ^P	May to June ^P	June to July ^P
Commissions from sales of insurance.....	42	1	06/09	-	-	-	-	-	-	-	-
Commissions from sales of insurance.....	42	11	06/09	-	-	-	-	-	-	-	-
Commissions from sales of life insurance and annuities.....	42	1101	06/09	-	-	-	-	-	-	-	-
Commissions from sales of health and medical insurance.....			06/09	-	-	-	-	-	-	-	-
Commissions from sales of property and casualty insurance.....	42	1103	06/09	-	-	-	-	-	-	-	-
Commissions from sales of other insurance.....			06/09	-	-	-	-	-	-	-	-
Nonresidential real estate services.....			06/09	-	-	-	-	-	-	-	-
Nonresidential real estate rents.....	43	11	06/09	-	-	-	-	-	-	-	-
Office buildings, gross rents.....			12/08	-	-	-	-	-	-	-	-
Retail properties, gross rents.....			04/09	-	-	-	-	-	-	-	-
Industrial buildings, gross rents.....			04/09	-	-	-	-	-	-	-	-
Self-service storage and miniwarehouses, gross rents.....	43	1104	12/08	-	-	-	-	-	-	-	-
Other nonresidential buildings, gross rents.....			12/08	-	-	-	-	-	-	-	-
Nonresidential property sales and leases including land, brokerage fees and commissions.....			12/08	-	-	-	-	-	-	-	-
Nonresidential property sales and leases including land, brokerage fees and commissions.....			12/08	-	-	-	-	-	-	-	-
Nonresidential property management fees.....			12/08	-	-	-	-	-	-	-	-
Nonresidential property management fees.....			12/08	-	-	-	-	-	-	-	-
Residential real estate services (partial).....	43	2	06/09	171.324	172.726	174.201	174.728	175.733	0.9	0.3	0.6
Residential property sales and rental, brokerage fees and commissions.....	43	21	12/08	190.701	192.447	194.192	195.057	196.045	0.9	0.4	0.5
Residential property sales and rental, brokerage fees and commissions.....	43	2101	12/08	190.701	192.447	194.192	195.057	196.045	0.9	0.4	0.5
Residential property management fees.....			12/08	-	-	-	-	-	-	-	-
Residential property management fees.....			12/08	-	-	-	-	-	-	-	-
Real estate appraisal fees.....			12/08	-	-	-	-	-	-	-	-
Real estate appraisal fees.....			12/08	-	-	-	-	-	-	-	-
Real estate appraisal fees.....			12/08	-	-	-	-	-	-	-	-
Passenger car rental.....	44	1	03/09	106.640	109.399	105.971	103.136	103.562	-3.1	-2.7	0.4
Passenger car rental.....	44	11	03/09	106.640	109.399	105.971	103.136	103.562	-3.1	-2.7	0.4
Passenger car rental.....	44	1101	03/09	106.640	109.399	105.971	103.136	103.562	-3.1	-2.7	0.4
Truck, trailer, and RV rental and leasing.....			06/09	-	-	-	-	-	-	-	-
Truck, trailer, and RV rental and leasing.....			06/09	-	-	-	-	-	-	-	-
Truck, truck trailer and RV rental.....			12/08	-	-	-	-	-	-	-	-
Truck, truck trailer and RV leasing.....			12/08	-	-	-	-	-	-	-	-
Construction, mining, and forestry machinery and equipment rental and leasing.....			03/09	-	-	-	-	-	-	-	-
Construction, mining, and forestry machinery and equipment rental and leasing.....			03/09	-	-	-	-	-	-	-	-
Construction, mining, and forestry machinery and equipment rental and leasing.....			03/09	-	-	-	-	-	-	-	-
Legal services.....	45	1	03/09	161.950	162.257	161.940	162.365	163.413	-0.2	0.3	0.6
Legal services.....	45	11	03/09	161.950	162.257	161.940	162.365	163.413	-0.2	0.3	0.6
Legal services.....	45	1101	03/09	161.950	162.257	161.940	162.365	163.413	-0.2	0.3	0.6
Accounting services (partial).....	45	2	06/09	125.960	126.840	127.388	127.045	129.583	0.4	-0.3	2.0
Accounting services, excluding payroll.....	45	21	06/09	125.960	126.840	127.388	127.045	129.583	0.4	-0.3	2.0
Financial auditing.....	45	2101	12/08	-	-	-	-	-	-	-	-
Tax preparation and planning.....	45	2102	04/09	128.135	128.563	129.300	128.181	130.228	0.6	-0.9	1.6
Bookkeeping and compilation.....			12/08	-	-	-	-	-	-	-	-
Other accounting services, including billing and review (partial).....			12/08	-	-	-	-	-	-	-	-
Architectural and engineering services.....	45	3	06/09	130.571	131.479	131.797	132.009	132.440	0.2	0.2	0.3
Architectural services.....			03/09	-	-	-	-	-	-	-	-
Architectural services.....			03/09	-	-	-	-	-	-	-	-
Engineering services.....	45	32	03/09	133.944	134.912	135.336	135.534	135.995	0.3	0.1	0.3
Engineering services.....	45	3201	03/09	133.944	134.912	135.336	135.534	135.995	0.3	0.1	0.3
Management, scientific, and technical consulting services.....	45	4	06/09	114.011	116.869	117.157	118.482	118.305	0.2	1.1	-0.1
Management consulting services.....	45	41	06/09	114.011	116.869	117.157	118.482	118.305	0.2	1.1	-0.1
Administrative and general management consulting services.....	45	4101	12/08	133.625	138.980	139.143	141.562	140.962	0.1	1.7	-0.4
Human resources consulting services.....			12/08	-	-	-	-	-	-	-	-
Marketing consulting services.....			12/08	-	-	-	-	-	-	-	-
Process, physical distribution, and logistics consulting services.....			12/08	-	-	-	-	-	-	-	-
Advertising and related services (partial).....			12/08	-	-	-	-	-	-	-	-
Advertising agency services.....			12/08	-	-	-	-	-	-	-	-
Advertising agency services.....			12/08	-	-	-	-	-	-	-	-
Information technology (IT) technical support and consulting services (partial).....	45	6	12/08	-	-	-	-	-	-	-	-
Information technology (IT) technical support and consulting services (partial).....	45	61	12/08	-	-	-	-	-	-	-	-

See footnotes at end of table.

Table 8. Producer price indexes and percentage changes for selected commodity and service groupings and individual items, seasonally adjusted — Continued
 [July 2023, Index base 1982=100, unless otherwise indicated]

Title	Commodity code		Other index base	Seasonally adjusted index ¹					Seasonally adjusted 1-month percent change ¹		
	Group code	Item code		Mar. 2023	Apr. 2023 ^P	May 2023 ^P	June 2023 ^P	July 2023 ^P	Apr. to May ^P	May to June ^P	June to July ^P
Information technology (IT) technical support and consulting services (partial).....	45	6101	12/08	-	-	-	-	-	-	-	-
Permanent placement services.....			03/09	-	-	-	-	-	-	-	-
Permanent placement services.....			03/09	-	-	-	-	-	-	-	-
Employment placement services.....			03/09	-	-	-	-	-	-	-	-
Executive search services.....			12/08	-	-	-	-	-	-	-	-
Executive search services.....			12/08	-	-	-	-	-	-	-	-
Executive search services.....			12/08	-	-	-	-	-	-	-	-
Staffing services.....	46	3	06/09	129.670	130.634	130.694	130.283	130.501	0.0	-0.3	0.2
Temporary help services.....			03/09	-	-	-	-	-	-	-	-
Temporary help services.....			03/09	-	-	-	-	-	-	-	-
Co-employment staffing services.....	46	32	12/08	119.407	120.373	120.595	120.432	120.135	0.2	-0.1	-0.2
Co-employment staffing services.....	46	3201	12/08	119.407	120.373	120.595	120.432	120.135	0.2	-0.1	-0.2
Arrangement of flights (partial).....	47	1	06/09	104.387	104.606	104.684	103.769	105.084	0.1	-0.9	1.3
Arrangement of international flights.....	47	11	12/08	109.865	109.916	109.925	108.431	109.821	0.0	-1.4	1.3
Arrangement of international flights.....	47	1101	12/08	109.865	109.916	109.925	108.431	109.821	0.0	-1.4	1.3
Arrangement of domestic flights.....			12/08	-	-	-	-	-	-	-	-
Arrangement of domestic flights (partial).....			12/08	-	-	-	-	-	-	-	-
Arrangement of vehicle rentals and lodging.....	47	2	12/08	-	-	-	-	-	-	-	-
Arrangement of vehicle rentals and lodging.....	47	21	12/08	-	-	-	-	-	-	-	-
Arrangement of vehicle rentals and lodging (partial).....	47	2101	12/08	-	-	-	-	-	-	-	-
Arrangement of cruises and tours.....			12/08	-	-	-	-	-	-	-	-
Arrangement of cruises and tours.....			12/08	-	-	-	-	-	-	-	-
Arrangement of cruises and tours.....			12/08	-	-	-	-	-	-	-	-
Other travel arrangements (partial).....			12/08	-	-	-	-	-	-	-	-
Other travel arrangements (partial).....			12/08	-	-	-	-	-	-	-	-
Other travel arrangements (partial).....			12/08	-	-	-	-	-	-	-	-
Security guard services.....			03/09	-	-	-	-	-	-	-	-
Security guard services.....			03/09	-	-	-	-	-	-	-	-
Security guard services.....			03/09	-	-	-	-	-	-	-	-
Janitorial services.....			03/09	-	-	-	-	-	-	-	-
Janitorial services.....			03/09	-	-	-	-	-	-	-	-
Janitorial services.....			03/09	-	-	-	-	-	-	-	-
Waste collection.....	50	1	12/08	164.622	166.416	167.649	168.420	168.174	0.7	0.5	-0.1
Solid waste collection.....	50	11	12/08	164.622	166.416	167.649	168.420	168.174	0.7	0.5	-0.1
Solid waste collection.....	50	1101	12/08	164.622	166.416	167.649	168.420	168.174	0.7	0.5	-0.1
Outpatient care (partial).....	51	1	06/09	127.181	127.683	127.848	127.832	128.196	0.1	0.0	0.3
Outpatient care (partial).....	51	11	06/09	127.181	127.683	127.848	127.832	128.196	0.1	0.0	0.3
Physician care.....	51	1101	03/09	116.356	116.493	116.606	116.753	116.709	0.1	0.1	0.0
Medical laboratory and diagnostic imaging center care.....			03/09	-	-	-	-	-	-	-	-
Home health and hospice care.....	51	1103	12/08	123.776	124.979	125.078	125.452	125.688	0.1	0.3	0.2
Hospital outpatient care.....	51	1104	12/08	-	-	-	-	-	-	-	-
Dental care.....	51	1105	06/10	131.044	131.022	131.083	131.141	131.208	0.0	0.0	0.1
Inpatient care.....	51	2	06/09	146.019	146.433	146.835	147.257	147.107	0.3	0.3	-0.1
Inpatient care.....	51	21	06/09	146.019	146.433	146.835	147.257	147.107	0.3	0.3	-0.1
Hospital inpatient care.....	51	2101	12/08	147.256	147.758	148.223	148.798	148.307	0.3	0.4	-0.3
Nursing home care.....	51	2102	12/08	145.390	145.659	145.895	145.788	146.599	0.2	-0.1	0.6
Intellectual and developmental disability center care.....	51	2103	12/08	184.848	184.418	184.635	185.104	186.459	0.1	0.3	0.7
Sales of blood and blood products, organs, and tissues.....			03/09	-	-	-	-	-	-	-	-
Sales of blood and blood products, organs, and tissues.....			03/09	-	-	-	-	-	-	-	-
Sales of blood and blood products, organs, and tissues.....			03/09	-	-	-	-	-	-	-	-
Traveler accommodation services.....	53	1	06/09	142.316	143.871	139.753	142.830	141.933	-2.9	2.2	-0.6
Traveler accommodation services.....	53	11	06/09	142.316	143.871	139.753	142.830	141.933	-2.9	2.2	-0.6
Guestroom or unit rental.....	53	1101	03/09	147.155	148.954	144.380	147.727	146.785	-3.1	2.3	-0.6
Other traveler accommodation services.....			03/09	-	-	-	-	-	-	-	-
Food and beverage for immediate consumption services (partial).....	54	1	06/09	-	-	-	-	-	-	-	-
Food and nonalcoholic beverages for immediate consumption (partial).....	54	11	04/09	-	-	-	-	-	-	-	-
Food and nonalcoholic beverages for immediate consumption (partial).....	54	1101	04/09	-	-	-	-	-	-	-	-
Alcoholic beverages for immediate consumption (partial).....			12/08	-	-	-	-	-	-	-	-
Alcoholic beverages for immediate consumption (partial).....			12/08	-	-	-	-	-	-	-	-
Commercial and industrial machinery and equipment repair and maintenance. ..	55	1	03/09	152.130	154.954	154.391	154.557	155.816	-0.4	0.1	0.8
Commercial and industrial machinery and equipment repair and maintenance.....	55	11	03/09	152.130	154.954	154.391	154.557	155.816	-0.4	0.1	0.8

See footnotes at end of table.

Table 8. Producer price indexes and percentage changes for selected commodity and service groupings and individual items, seasonally adjusted — Continued
 [July 2023, Index base 1982=100, unless otherwise indicated]

Title	Commodity code		Other index base	Seasonally adjusted index ¹					Seasonally adjusted 1-month percent change ¹		
	Group code	Item code		Mar. 2023	Apr. 2023 ^P	May 2023 ^P	June 2023 ^P	July 2023 ^P	Apr. to May ^P	May to June ^P	June to July ^P
Commercial machinery repair and maintenance.....	55	1101	03/09	152.130	154.954	154.391	154.557	155.816	-0.4	0.1	0.8
Motor vehicle repair and maintenance (partial).....	55	2	12/08	157.666	158.337	159.010	159.652	159.553	0.4	0.4	-0.1
Motor vehicle repair and maintenance (partial).....	55	21	12/08	157.666	158.337	159.010	159.652	159.553	0.4	0.4	-0.1
Motor vehicle repair and maintenance (partial).....	55	2101	12/08	157.666	158.337	159.010	159.652	159.553	0.4	0.4	-0.1
Ship repair and maintenance.....			06/09	-	-	-	-	-	-	-	-
Ship repair and maintenance.....			06/09	-	-	-	-	-	-	-	-
Ship repair, military.....			12/08	-	-	-	-	-	-	-	-
Ship repair, nonmilitary.....	55	3102	12/08	-	-	-	-	-	-	-	-
Aircraft repair and maintenance.....	55	4	04/09	141.396	141.908	142.259	142.564	143.422	0.2	0.2	0.6
Aircraft repair and maintenance.....	55	41	04/09	141.396	141.908	142.259	142.564	143.422	0.2	0.2	0.6
Aircraft repair and maintenance.....	55	4101	04/09	141.396	141.908	142.259	142.564	143.422	0.2	0.2	0.6
Membership dues and admissions and recreation facility use fees (partial).....	56	1	06/09	-	-	-	-	-	-	-	-
Membership dues and admissions and recreation facility use fees (partial).....	56	11	06/09	-	-	-	-	-	-	-	-
Membership dues.....	56	1101	04/09	-	-	-	-	-	-	-	-
Admissions and recreational facilities use fees (partial).....	56	1102	12/08	-	-	-	-	-	-	-	-
Recreational activity instruction fees (partial).....	56	2	12/08	-	-	-	-	-	-	-	-
Recreational activity instruction fees (partial).....	56	21	12/08	-	-	-	-	-	-	-	-
Recreational activity instruction fees (partial).....	56	2101	12/08	-	-	-	-	-	-	-	-
Gaming receipts (partial).....			12/08	-	-	-	-	-	-	-	-
Gaming receipts (partial).....			12/08	-	-	-	-	-	-	-	-
Gaming receipts (partial).....			12/08	-	-	-	-	-	-	-	-
Machinery and equipment and parts and supplies wholesaling.....			06/09	-	-	-	-	-	-	-	-
Machinery and equipment and parts and supplies wholesaling.....			06/09	-	-	-	-	-	-	-	-
Parts and supplies for machinery and equipment wholesaling.....			03/09	-	-	-	-	-	-	-	-
Machinery and vehicle wholesaling.....			05/19	-	-	-	-	-	-	-	-
Professional and commercial equipment wholesaling.....			05/19	-	-	-	-	-	-	-	-
Furnishings wholesaling.....			03/09	-	-	-	-	-	-	-	-
Furnishings wholesaling.....			03/09	-	-	-	-	-	-	-	-
Furnishings wholesaling.....			03/09	-	-	-	-	-	-	-	-
Building materials, paint, and hardware wholesaling.....	57	3	03/09	134.650	132.515	130.403	132.014	131.024	-1.6	1.2	-0.7
Building materials, paint, and hardware wholesaling.....	57	31	03/09	134.650	132.515	130.403	132.014	131.024	-1.6	1.2	-0.7
Building materials, paint, and hardware wholesaling.....	57	3101	03/09	134.650	132.515	130.403	132.014	131.024	-1.6	1.2	-0.7
Metals, minerals, and ores wholesaling.....			03/09	-	-	-	-	-	-	-	-
Metals, minerals, and ores wholesaling.....			03/09	-	-	-	-	-	-	-	-
Metals, minerals, and ores wholesaling.....			03/09	-	-	-	-	-	-	-	-
Chemicals and allied products wholesaling.....	57	5	03/09	-	-	-	-	-	-	-	-
Chemicals and allied products wholesaling.....	57	51	03/09	-	-	-	-	-	-	-	-
Chemicals and allied products wholesaling.....	57	5101	03/09	-	-	-	-	-	-	-	-
Paper and plastics products wholesaling.....			03/09	-	-	-	-	-	-	-	-
Paper and plastics products wholesaling.....			03/09	-	-	-	-	-	-	-	-
Paper and plastics products wholesaling.....			03/09	-	-	-	-	-	-	-	-
Apparel wholesaling.....			03/09	-	-	-	-	-	-	-	-
Apparel wholesaling.....			03/09	-	-	-	-	-	-	-	-
Apparel wholesaling.....			03/09	-	-	-	-	-	-	-	-
Food and alcohol wholesaling.....			06/09	-	-	-	-	-	-	-	-
Food and alcohol wholesaling.....			06/09	-	-	-	-	-	-	-	-
Food wholesaling.....			03/09	-	-	-	-	-	-	-	-
Alcohol wholesaling.....			02/09	-	-	-	-	-	-	-	-
Other commodities wholesaling.....			03/09	-	-	-	-	-	-	-	-
Other commodities wholesaling.....			03/09	-	-	-	-	-	-	-	-
Other commodities wholesaling.....			03/09	-	-	-	-	-	-	-	-
Food and alcohol retailing.....	58	1	03/09	177.269	175.503	178.166	182.288	177.753	1.5	2.3	-2.5
Food and alcohol retailing.....	58	11	03/09	177.269	175.503	178.166	182.288	177.753	1.5	2.3	-2.5
Food retailing.....	58	1102	09/15	142.501	140.722	143.408	147.051	143.221	1.9	2.5	-2.6
Alcohol retailing.....			09/15	-	-	-	-	-	-	-	-
Health and beauty care retailing, including optical goods.....			03/09	-	-	-	-	-	-	-	-
Health and beauty care retailing, including optical goods.....			03/09	-	-	-	-	-	-	-	-
Health and beauty care retailing, including optical goods.....			03/09	-	-	-	-	-	-	-	-
Apparel, jewelry, footwear, and accessories retailing.....	58	3	06/09	128.554	123.221	128.761	126.467	124.971	4.5	-1.8	-1.2
Apparel, jewelry, footwear, and accessories retailing.....	58	31	06/09	128.554	123.221	128.761	126.467	124.971	4.5	-1.8	-1.2
Apparel, footwear, and accessories retailing.....	58	3101	03/09	123.632	117.759	124.057	121.769	120.948	5.3	-1.8	-0.7
Jewelry retailing.....	58	3102	03/09	-	-	-	-	-	-	-	-

See footnotes at end of table.

Table 8. Producer price indexes and percentage changes for selected commodity and service groupings and individual items, seasonally adjusted — Continued
 [July 2023, Index base 1982=100, unless otherwise indicated]

Title	Commodity code		Other index base	Seasonally adjusted index ¹					Seasonally adjusted 1-month percent change ¹		
	Group code	Item code		Mar. 2023	Apr. 2023 ^P	May 2023 ^P	June 2023 ^P	July 2023 ^P	Apr. to May ^P	May to June ^P	June to July ^P
Computer hardware, software, and supplies retailing.....			03/09	-	-	-	-	-	-	-	-
Computer hardware, software, and supplies retailing.....			03/09	-	-	-	-	-	-	-	-
Computer hardware, software, and supplies retailing.....			03/09	-	-	-	-	-	-	-	-
TV, video, and photographic equipment and supplies retailing.....	58	5	03/09	53.975	54.674	49.901	56.184	53.972	-8.7	12.6	-3.9
TV, video, and photographic equipment and supplies retailing.....	58	51	03/09	53.975	54.674	49.901	56.184	53.972	-8.7	12.6	-3.9
TV, video, and photographic equipment and supplies retailing.....	58	5101	03/09	53.975	54.674	49.901	56.184	53.972	-8.7	12.6	-3.9
Automobiles and automobile parts retailing.....	58	6	06/09	181.867	176.944	175.730	174.012	174.577	-0.7	-1.0	0.3
Automobiles and automobile parts retailing.....	58	61	06/09	181.867	176.944	175.730	174.012	174.577	-0.7	-1.0	0.3
Automobile retailing (Partial).....	58	6101	03/09	198.473	193.803	191.553	188.026	188.951	-1.2	-1.8	0.5
Automotive parts, including tires, retailing.....			03/09	-	-	-	-	-	-	-	-
RVs, trailers, and campers retailing.....			03/09	-	-	-	-	-	-	-	-
RVs, trailers, and campers retailing.....			03/09	-	-	-	-	-	-	-	-
RVs, trailers, and campers retailing.....			03/09	-	-	-	-	-	-	-	-
Sporting goods, including boats, retailing.....	58	9	03/09	121.993	125.472	125.970	123.995	127.876	0.4	-1.6	3.1
Sporting goods, including boats, retailing.....	58	91	03/09	121.993	125.472	125.970	123.995	127.876	0.4	-1.6	3.1
Sporting goods, including boats, retailing.....	58	9101	03/09	121.993	125.472	125.970	123.995	127.876	0.4	-1.6	3.1
Lawn, garden, and farm equipment and supplies retailing.....			03/09	-	-	-	-	-	-	-	-
Lawn, garden, and farm equipment and supplies retailing.....			03/09	-	-	-	-	-	-	-	-
Lawn, garden, and farm equipment and supplies retailing.....			03/09	-	-	-	-	-	-	-	-
Furniture retailing.....			03/09	-	-	-	-	-	-	-	-
Furniture retailing.....			03/09	-	-	-	-	-	-	-	-
Furniture retailing.....			03/09	-	-	-	-	-	-	-	-
Flooring and floor coverings retailing.....			03/09	-	-	-	-	-	-	-	-
Flooring and floor coverings retailing.....			03/09	-	-	-	-	-	-	-	-
Flooring and floor coverings retailing.....			03/09	-	-	-	-	-	-	-	-
Hardware and building materials and supplies retailing.....	58	D	03/09	155.116	151.083	151.369	158.315	167.175	0.2	4.6	5.6
Hardware and building materials and supplies retailing.....	58	D1	03/09	155.116	151.083	151.369	158.315	167.175	0.2	4.6	5.6
Hardware and building materials and supplies retailing.....	58	D101	03/09	155.116	151.083	151.369	158.315	167.175	0.2	4.6	5.6
Major household appliance retailing.....	58	E	03/09	127.583	131.831	126.532	124.799	124.558	-4.0	-1.4	-0.2
Major household appliance retailing.....	58	E1	03/09	127.583	131.831	126.532	124.799	124.558	-4.0	-1.4	-0.2
Major household appliance retailing.....	58	E101	03/09	127.583	131.831	126.532	124.799	124.558	-4.0	-1.4	-0.2
Fuels and lubricants retailing.....	58	F	06/09	250.309	247.791	277.872	271.355	248.610	12.1	-2.3	-8.4
Fuels and lubricants retailing.....	58	F1	06/09	250.309	247.791	277.872	271.355	248.610	12.1	-2.3	-8.4
Automotive fuels and lubricants retailing.....			03/09	-	-	-	-	-	-	-	-
Household fuels retailing.....	58	F102	03/09	176.027	160.626	180.437	173.439	159.505	12.3	-3.9	-8.0
Cleaning supplies and paper products retailing.....			03/09	-	-	-	-	-	-	-	-
Cleaning supplies and paper products retailing.....			03/09	-	-	-	-	-	-	-	-
Cleaning supplies and paper products retailing.....			03/09	-	-	-	-	-	-	-	-
Book retailing.....			03/09	-	-	-	-	-	-	-	-
Book retailing.....			03/09	-	-	-	-	-	-	-	-
Book retailing.....			03/09	-	-	-	-	-	-	-	-
Other merchandise retailing (partial).....	58	I	03/09	139.187	139.932	138.291	138.270	137.428	-1.2	0.0	-0.6
Other merchandise retailing (partial).....	58	I1	03/09	139.187	139.932	138.291	138.270	137.428	-1.2	0.0	-0.6
Other merchandise retailing (partial).....	58	I101	03/09	139.187	139.932	138.291	138.270	137.428	-1.2	0.0	-0.6
Metal treatment services.....			12/84	-	-	-	-	-	-	-	-
Metal treatment services.....			12/84	-	-	-	-	-	-	-	-
Metal plating and polishing.....	59	1101	12/84	249.020	247.906	247.983	251.862	250.878	0.0	1.6	-0.4
Metal coating and allied services.....			12/84	-	-	-	-	-	-	-	-
Metal heat treating.....			06/85	-	-	-	-	-	-	-	-
Mining services.....	60	1	06/85	-	-	-	-	-	-	-	-
Mining services.....	60	11	06/85	-	-	-	-	-	-	-	-
Support activities for coal mining.....	60	1102	06/85	-	-	-	-	-	-	-	-
Drilling oil and gas wells services.....	60	1103	12/85	-	-	-	-	-	-	-	-
Support activities for oil and gas operations.....			12/85	-	-	-	-	-	-	-	-
Metal and nonmetallic minerals mining services.....			05/23	-	-	-	-	-	-	-	-
Contract work on textile products and apparel.....			06/10	-	-	-	-	-	-	-	-
Contract work on textile products and apparel.....			06/10	-	-	-	-	-	-	-	-
Contract work on textile products.....	61	1102	06/87	-	-	-	-	-	-	-	-
Contract work on apparel.....			06/87	-	-	-	-	-	-	-	-
Contract & commission receipts for tanning or finishing leather owned by others.....			06/11	-	-	-	-	-	-	-	-
Contract & commission receipts for tanning or finishing leather owned by others.....			06/11	-	-	-	-	-	-	-	-

See footnotes at end of table.

Table 8. Producer price indexes and percentage changes for selected commodity and service groupings and individual items, seasonally adjusted — Continued
 [July 2023, Index base 1982=100, unless otherwise indicated]

Title	Commodity code		Other index base	Seasonally adjusted index ¹					Seasonally adjusted 1-month percent change ¹		
	Group code	Item code		Mar. 2023	Apr. 2023 ^p	May 2023 ^p	June 2023 ^p	July 2023 ^p	Apr. to May ^p	May to June ^p	June to July ^p
Contract and commission receipts for tanning or finishing leather owned by others.....			12/97	-	-	-	-	-	-	-	-
New nonresidential building construction.....			06/09	-	-	-	-	-	-	-	-
New nonresidential building construction.....			06/09	-	-	-	-	-	-	-	-
New warehouse building construction.....			12/04	-	-	-	-	-	-	-	-
New school building construction.....			12/05	-	-	-	-	-	-	-	-
New office building construction.....			06/06	-	-	-	-	-	-	-	-
New industrial building construction.....			06/07	-	-	-	-	-	-	-	-
New health care building construction.....			06/12	-	-	-	-	-	-	-	-
Maintenance and repair of nonresidential buildings (partial).....	80	2	04/09	-	-	-	-	-	-	-	-
Maintenance and repair of nonresidential buildings (partial).....	80	21	04/09	-	-	-	-	-	-	-	-
Maintenance and repair of nonresidential buildings (partial).....	80	2101	04/09	-	-	-	-	-	-	-	-

¹ All indexes are subject to revision for 4 months after their originally scheduled publication to incorporate late reports and corrections by survey respondents. In addition, seasonally adjusted indexes are subject to change for up to 5 years due to the recalculation of seasonal factors published each January.

² Due to incomplete coverage of the services sector, some services indexes in this table reflect only a portion of their wherever-provided output. These indexes are flagged using the term "partial" at the end of their titles. For more information regarding wherever-provided services indexes, go to <https://www.bls.gov/ppi/wepnotice.htm>. This webpage includes methodology documentation, a table identifying missing coverage areas for those indexes with incomplete coverage, and a concordance table between wherever-provided services indexes and Census product codes.

p Preliminary

"-" Seasonal tests did not indicate the presence of seasonality.

Table 9. Producer price indexes for commodity and service groupings and individual items, not seasonally adjusted

[July 2023, Index base 1982=100, unless otherwise indicated]

Title	Commodity code		Other index base	Unadjusted index ¹				
	Group code	Item code		Mar. 2023	Apr. 2023 ^P	May 2023 ^P	June 2023 ^P	July 2023 ^P
Goods								
All commodities.....	00	000000		257.062	256.908	253.746	253.951	253.300
Industrial commodities.....	IND	THRU15		257.045	256.748	253.775	253.813	253.534
Farm products, processed foods and feeds.....	PFF	PLUS02		254.403	254.883	250.921	251.859	249.577
Farm products.....	01	—		241.473	245.397	232.020	235.740	228.774
Fruits & melons, fresh/dry vegs. & nuts.....	01	1		236.193	272.992	249.477	249.734	243.345
Fresh fruits and melons.....	01	11		171.311	175.440	171.077	174.682	156.922
Citrus fruits.....	01	1101		303.036	315.926	339.302	335.036	356.353
Grapefruits.....	01	110101		651.887	650.837	634.806	616.926	573.440
Lemons.....	01	110104		253.682	278.107	297.869	312.494	346.698
Valencia oranges.....	01	110105		239.956	236.590	—	201.451	206.697
Navel oranges.....	01	110106		197.079	212.073	248.780	272.141	297.402
Tangerines.....	01	110108	12/91	543.831	—	530.663	—	—
Other fruits and berries.....	01	1102		154.381	158.745	152.375	156.142	137.109
Plums and fresh prunes.....	01	110201	12/91	—	—	—	—	543.428
Nectarines.....	01	110202	12/91	—	—	—	249.474	197.524
Cherries.....	01	110203	12/91	—	—	—	20.444	29.990
Apricots.....	01	110204	12/91	—	—	—	—	257.450
Avocados.....	01	110205	12/91	—	163.394	144.195	145.242	239.732
Granny Smith apples.....	01	110208	12/91	208.125	217.475	216.180	248.309	285.920
Golden delicious apples.....	01	110211	12/91	227.541	227.583	219.630	224.404	224.404
Red delicious apples.....	01	110215		329.171	309.403	297.114	301.529	303.193
McIntosh apples.....	01	110216		230.520	264.038	264.038	264.038	274.221
Peaches.....	01	110219		—	—	—	528.662	493.643
Gala apples.....	01	110220	03/15	129.526	122.860	116.279	115.252	114.577
Pears.....	01	110221		158.370	144.573	149.305	176.014	176.014
Strawberries.....	01	110222		159.657	189.592	94.796	84.818	74.839
Raspberries.....	01	110224	12/91	—	—	—	—	38.151
Blackberries.....	01	110225	12/91	—	—	—	49.241	32.828
Blueberries.....	01	110227	12/91	—	—	59.445	56.225	20.792
Grapes.....	01	110228		145.532	145.532	145.532	179.534	152.394
Table grapes.....	01	1102281	12/11	—	—	—	279.304	173.751
Wine grapes.....	01	1102283	12/11	116.074	116.074	116.074	116.074	116.074
Juice grapes.....	01	1102284	01/16	174.071	174.071	174.071	174.071	200.445
Fuji apples.....	01	110229	03/15	158.718	151.293	146.051	143.576	143.576
Empire apples.....	01	110230	10/15	137.466	129.535	129.535	129.535	129.535
Melons.....	01	1103	12/91	—	221.692	212.772	226.371	170.129
Cantaloupes.....	01	110301		—	—	—	280.594	155.509
Honeydews.....	01	110302	12/91	—	—	—	391.627	—
Watermelons.....	01	110303	12/91	—	333.838	320.406	313.439	269.998
Fresh and dry vegetables.....	01	13		284.280	384.116	323.302	320.752	332.127
Dry vegetables.....	01	1301		232.467	235.634	231.677	227.822	224.734
Dry beans.....	01	13011	09/15	161.965	162.967	162.686	159.300	159.112
Dry pinto beans.....	01	130110	12/91	388.778	388.778	388.778	388.279	388.279
Dry great northern beans.....	01	130111	12/91	439.002	439.002	439.002	439.002	439.002
Dry pea beans.....	01	130113		234.023	—	231.768	218.892	218.892
Dry kidney beans.....	01	130114	12/11	117.293	118.788	118.788	111.236	111.236
Dry garbanzo beans.....	01	130116	12/11	83.257	85.529	85.318	85.318	85.318
Dry black beans.....	01	130117	09/15	187.707	187.707	188.623	178.546	177.230
Dry peas and lentils.....	01	13012	09/15	136.002	139.375	133.934	132.564	128.277
Dry peas.....	01	130120	12/91	317.647	327.842	309.220	300.890	284.475
Dry lentils.....	01	130121	12/91	301.634	304.386	304.386	311.810	315.364
Fresh vegetables, except potatoes.....	01	1302		239.683	384.243	284.649	274.940	292.723
Cabbage.....	01	130211		261.694	244.863	249.170	298.100	263.352
Carrots.....	01	130212		269.675	249.208	245.293	245.293	245.293
Celery.....	01	130213		325.154	213.290	744.481	662.734	1,037.400
Sweet corn.....	01	130214		111.963	162.306	173.645	195.277	247.047
Lettuce.....	01	130215		232.698	677.842	342.016	266.892	278.758
Dry onions.....	01	130216		176.069	165.660	194.329	270.491	271.535
Tomatoes.....	01	130217		214.756	151.041	335.973	337.769	276.218
Snap beans.....	01	130218		—	—	—	203.739	—
Asparagus.....	01	130221	12/91	—	—	560.143	401.596	—
Broccoli.....	01	130222	12/91	337.532	631.671	187.653	221.944	297.317
Cauliflower.....	01	130223	12/91	88.493	317.497	76.335	62.526	79.652
Spinach.....	01	130224	12/91	—	—	475.032	481.345	453.727
Greens.....	01	130225	12/91	252.294	245.148	243.786	259.887	241.370

See footnotes at end of table.

Table 9. Producer price indexes for commodity and service groupings and individual items, not seasonally adjusted — Continued
 [July 2023, Index base 1982=100, unless otherwise indicated]

Title	Commodity code		Other index base	Unadjusted index ¹				
	Group code	Item code		Mar. 2023	Apr. 2023 ^P	May 2023 ^P	June 2023 ^P	July 2023 ^P
Endive.....	01	130226	12/91	704.098	—	638.723	638.723	617.244
Green peppers.....	01	130228	12/91	565.094	373.596	478.223	358.395	321.988
Eggplant.....	01	130229	12/91	—	369.213	452.182	—	—
Squash.....	01	130231	12/91	263.633	201.994	72.190	205.550	214.928
Beets.....	01	130232	12/91	174.284	121.799	120.471	122.242	122.242
Cucumbers.....	01	130234	12/91	133.853	243.163	203.856	165.619	279.801
Artichokes.....	01	130235	12/11	157.620	176.116	155.789	149.168	130.008
Sweet potatoes.....	01	1303		154.567	154.567	148.835	155.320	146.563
Sweet potatoes.....	01	130301	12/91	99.933	99.933	96.227	100.420	94.758
Potatoes.....	01	1306	12/11	202.623	222.644	224.360	230.633	232.785
Long white potatoes.....	01	130601	12/91	—	—	—	368.974	394.045
Round white potatoes.....	01	130602	12/91	—	289.322	209.272	—	235.729
Russet potatoes.....	01	130603	12/91	370.182	397.595	416.841	416.413	418.460
Round red potatoes.....	01	130604	12/91	223.298	206.325	200.884	354.849	329.116
Round yellow potatoes.....	01	130605	09/15	115.473	—	—	—	—
Tree nuts.....	01	19		1,266.015	1,266.015	1,266.015	1,231.002	1,240.018
Tree nuts.....	01	1901		1,266.015	1,266.015	1,266.015	1,231.002	1,240.018
Pecans.....	01	190101		732.203	732.203	732.203	732.203	732.203
Almonds.....	01	190102	12/91	361.015	361.015	361.015	346.280	346.280
Filberts.....	01	190103	12/91	281.736	281.736	281.736	278.766	278.766
Walnuts.....	01	190104	12/91	174.891	174.891	174.891	174.891	186.550
Macadamias.....	01	190105	12/91	506.013	506.013	506.013	506.013	371.076
Pistachios.....	01	190106	12/91	257.201	257.201	257.201	257.201	257.201
Grains.....	01	2		257.021	270.260	257.526	257.294	226.606
Wheat.....	01	21		229.384	238.528	230.669	221.709	225.539
Wheat.....	01	2101		229.384	238.528	230.669	221.709	225.539
Hard red winter wheat.....	01	210101		234.918	249.884	247.926	226.292	231.509
Hard red spring wheat.....	01	210102		262.088	275.161	254.108	259.682	269.779
Soft white wheat.....	01	210103		176.243	173.979	161.786	175.555	172.113
Soft red winter wheat.....	01	210104		206.689	203.824	194.305	193.665	190.424
Hard amber durum wheat.....	01	210105	12/84	261.867	260.696	246.869	237.698	261.845
Other grains.....	01	22		268.463	282.885	268.504	270.115	230.546
Barley.....	01	2201		314.134	313.400	290.854	272.855	260.331
Barley.....	01	220101		314.134	313.400	290.854	272.855	260.331
Corn.....	01	2202		262.233	276.677	262.913	264.737	225.998
Corn.....	01	220205		262.233	276.677	262.913	264.737	225.998
Oats.....	01	2203		264.823	238.567	246.858	259.744	263.332
Oats.....	01	220311		264.823	238.567	246.858	259.744	263.332
Sorghum.....	01	2205	12/91	291.163	305.064	281.454	283.765	225.231
Sorghum.....	01	220501	12/91	291.163	305.064	281.454	283.765	225.231
Rough rice.....	01	23	12/91	149.965	156.752	154.122	151.975	151.975
Rough rice.....	01	2301	12/91	149.965	156.752	154.122	151.975	151.975
Rough rice.....	01	230103	12/04	254.986	266.527	262.055	258.403	258.403
Long grain rough rice.....	01	2301031	09/15	157.798	158.716	155.963	152.294	152.294
Medium/short grain rough rice.....	01	2301032	09/15	179.618	201.911	198.726	199.363	199.363
Livestock.....	01	3		209.654	215.309	215.524	238.138	243.062
Slaughter cattle.....	01	31		245.307	264.656	257.894	275.123	274.985
Slaughter steers and heifers.....	01	3101		250.412	273.560	264.404	281.925	278.592
Slaughter steers and heifers.....	01	310199	12/91	237.275	259.209	250.533	267.136	263.977
Slaughter cows and bulls.....	01	3102		201.937	208.387	209.541	225.246	235.783
Slaughter cows and bulls.....	01	310299	12/91	181.603	187.403	188.441	202.564	212.041
Slaughter vealers.....	01	3103		97.816	93.447	96.289	95.650	96.882
Slaughter vealers.....	01	310399	12/91	84.504	80.729	83.184	82.632	83.697
Slaughter hogs.....	01	32		103.139	91.455	96.786	118.532	127.622
Slaughter barrows and gilts.....	01	3201		101.689	91.030	97.490	119.435	127.860
Slaughter barrows and gilts.....	01	320199	12/91	153.748	137.631	147.399	180.578	193.316
Slaughter sows.....	01	3202		140.899	88.799	45.505	54.053	89.015
Slaughter sows.....	01	320299	12/91	244.656	154.189	79.015	93.858	154.564
Slaughter lambs.....	01	33		371.572	420.229	354.714	349.876	349.280
Slaughter lambs.....	01	3301		371.572	420.229	354.714	349.876	349.280
Slaughter lambs.....	01	330199	12/91	428.530	484.646	409.088	403.508	402.821
Feeder and replacement cattle.....	01	34	09/21	133.776	139.731	140.968	153.716	155.735
Feeder and replacement cattle.....	01	3401	09/21	133.776	139.731	140.968	153.716	155.735
Feeder and replacement cattle.....	01	340199	09/21	133.776	139.731	140.968	153.716	155.735
Slaughter poultry.....	01	4		363.432	387.651	392.161	374.865	333.103

See footnotes at end of table.

Table 9. Producer price indexes for commodity and service groupings and individual items, not seasonally adjusted — Continued
 [July 2023, Index base 1982=100, unless otherwise indicated]

Title	Commodity code		Other index base	Unadjusted index ¹				
	Group code	Item code		Mar. 2023	Apr. 2023 ^P	May 2023 ^P	June 2023 ^P	July 2023 ^P
Slaughter chickens.....	01	41		369.923	400.468	408.070	391.627	343.879
Broilers and other meat type chickens.....	01	4102		375.070	406.040	413.748	397.076	348.664
Slaughter chickens.....	01	410299	12/91	361.177	390.999	398.422	382.367	335.748
Slaughter turkeys.....	01	42		349.643	346.084	336.415	312.220	293.549
Slaughter turkeys.....	01	4201		349.643	346.084	336.415	312.220	293.549
Slaughter turkeys.....	01	420199	12/91	318.181	314.941	306.143	284.125	267.134
Slaughter ducks.....	01	43	12/91	301.244	303.477	300.288	300.288	300.288
Slaughter ducks.....	01	4301	12/91	301.244	303.477	300.288	300.288	300.288
Slaughter ducks.....	01	430199	12/91	301.244	303.477	300.288	300.288	300.288
Raw cotton.....	01	5		130.683	130.258	126.060	126.722	125.379
Raw cotton.....	01	51		129.350	128.928	124.773	125.429	124.099
Raw cotton.....	01	5101		129.350	128.928	124.773	125.429	124.099
Raw cotton.....	01	510101		129.350	128.928	124.773	125.429	124.099
Upland cotton.....	01	5101011	09/15	128.415	130.158	125.845	126.551	125.118
Pima cotton.....	01	5101012	09/15	134.096	107.310	105.301	105.301	105.301
Raw milk.....	01	6		160.972	157.921	147.240	136.559	131.327
Raw milk.....	01	61		161.623	158.559	147.836	137.112	131.859
Raw milk.....	01	6101		161.623	158.559	147.836	137.112	131.859
Raw milk.....	01	610102		161.623	158.559	147.836	137.112	131.859
Chicken eggs.....	01	7		549.467	341.179	128.022	189.415	198.949
Chicken eggs.....	01	71		549.467	341.179	128.022	189.415	198.949
Eggs for fresh use.....	01	7107	12/91	396.216	254.232	118.445	158.528	158.999
Eggs, jumbo.....	01	710701	12/84	434.211	287.942	142.977	184.504	185.279
Eggs, extra large.....	01	710702	12/84	453.945	298.669	144.687	188.112	189.046
Eggs, large.....	01	710703		480.675	310.967	141.195	189.346	190.218
Eggs, medium.....	01	710704	12/84	449.738	269.315	129.614	181.028	179.797
Eggs, small.....	01	710705	12/84	291.813	148.922	102.173	127.412	127.412
Breaker stock and checks and undergrades.....	01	7108	12/91	654.742	387.959	93.400	176.032	201.891
Breaker stock.....	01	710801	12/91	633.146	372.177	91.806	172.435	196.399
Checks and undergrades.....	01	710802	12/91	888.547	556.227	111.945	216.894	262.371
Hay, hayseeds, and oilseeds.....	01	8		312.477	305.814	296.215	285.723	304.753
Hay and hayseeds.....	01	81		510.944	432.806	447.564	466.112	467.571
Hay and hayseeds.....	01	8101		510.944	432.806	447.564	466.112	467.571
Alfalfa hay.....	01	810101		521.546	477.099	488.145	440.306	415.362
All other hay.....	01	810102	09/15	172.676	132.275	138.855	171.585	182.554
Oilseeds.....	01	83		276.234	276.764	265.371	252.687	272.342
Oilseeds.....	01	8301		276.234	276.764	265.371	252.687	272.342
Peanuts.....	01	830111		130.072	125.371	127.592	141.091	142.086
Cottonseed.....	01	830121		276.061	270.901	263.511	220.982	221.965
Soybeans.....	01	830131		256.264	257.331	245.881	233.451	253.156
Flaxseed.....	01	830151	12/91	273.275	-	-	-	247.972
Sunflower.....	01	830161	12/91	352.167	331.760	322.499	295.403	296.774
Canola.....	01	830171	12/11	117.944	118.999	117.353	113.155	123.264
Miscellaneous oil crops.....	01	830181	09/15	172.062	172.020	171.074	171.521	171.521
Processed foods and feeds.....	02	-		261.284	260.059	260.751	260.312	260.345
Cereal and bakery products.....	02	1		331.545	330.164	332.262	331.989	332.875
Bakery products.....	02	11		350.973	351.227	352.113	353.819	355.445
Bread (white, wheat, rye, etc.), including frozen.....	02	1102	06/06	173.851	172.672	171.931	174.465	178.164
Bread (white, wheat, rye, etc.), including frozen.....	02	110201	06/06	173.851	172.672	171.931	174.465	178.164
White pan bread.....	02	11020111	12/11	140.564	140.376	140.765	141.534	145.070
White hearth bread (French, Italian, etc.).....	02	11020112	12/11	143.516	143.516	143.734	143.734	144.389
Dark wheat breads (whole wheat, cracked wheat, multigrain, etc.).....	02	11020113	12/11	136.674	134.327	136.403	138.590	143.319
Other variety breads (rye, unleavened, raisin, potato, self-rising, salt-free, canned, etc.).....	02	11020114	12/11	131.163	129.597	124.706	129.789	131.433
Rolls (bread-type), muffins, bagels, and croissants.....	02	1105		367.319	371.029	365.232	365.509	359.324
Rolls (bread-type), muffins, bagels, and croissants.....	02	110505	06/06	179.205	181.015	178.187	178.322	175.305
Rolls, hamburger and wiener.....	02	11050501	12/11	133.127	136.401	134.795	130.813	127.607
All other rolls, bread-type (incl. muffins, bagels, and croissants).....	02	11050502	12/11	147.928	147.577	144.768	148.786	147.218
Other sweet goods, excluding frozen.....	02	1107		381.552	383.143	389.593	389.593	389.411
Other sweet goods, excluding frozen.....	02	110703	06/99	237.206	238.195	242.205	242.205	242.092
Soft cakes, excluding frozen.....	02	1108		418.009	415.788	424.061	429.060	427.390
Soft cakes, excluding frozen.....	02	110803	06/99	214.406	213.267	217.511	220.075	219.218
Cookies, crackers, and related products.....	02	1121		262.988	263.034	268.271	268.271	273.081
Cookies, wafers, and ice cream cones and cups (excluding frozen).....	02	112103	06/83	259.111	259.111	267.146	267.146	267.146

See footnotes at end of table.

Table 9. Producer price indexes for commodity and service groupings and individual items, not seasonally adjusted — Continued
 [July 2023, Index base 1982=100, unless otherwise indicated]

Title	Commodity code		Other index base	Unadjusted index ¹				
	Group code	Item code		Mar. 2023	Apr. 2023 ^P	May 2023 ^P	June 2023 ^P	July 2023 ^P
Crackers, biscuits, and related products.....	02	112104	06/83	250.991	251.115	251.115	251.115	263.941
Saltines and all other crackers, cracker meal and crumbs, and biscuits.....	02	1121042	12/11	101.485	101.535	101.535	101.535	106.722
Retail bakery products, excluding retail trade.....	02	1130	06/14	158.454	158.447	158.966	158.966	158.966
Retail bakery products, excluding retail trade.....	02	113001	06/14	158.454	158.447	158.966	158.966	158.966
Flour and flour base mixes and doughs.....	02	12		270.852	271.239	272.793	268.022	267.930
Wheat flour.....	02	1203		276.467	281.380	284.897	271.423	271.737
Wheat flour.....	02	120301	06/83	269.911	274.708	278.141	264.987	265.293
Flour base mixes and doughs.....	02	1204		263.302	261.294	261.786	261.686	261.382
Flour base mixes and doughs.....	02	120401	06/83	276.671	274.562	275.078	274.974	274.654
Prepared flour mixes, including refrigerated and frozen doughs and batters, made in flour mills.....	02	1204011	12/11	136.282	135.160	135.863	135.535	134.530
Flour mixes, excluding cake mixes, made from purchased flour.....	02	1204013	12/11	142.897	141.774	141.961	141.961	141.961
Milled rice and byproducts.....	02	13		305.568	304.604	302.088	301.749	301.214
Head rice.....	02	1301		322.656	321.936	318.661	317.478	316.373
Head rice.....	02	130106	06/03	312.437	311.740	308.569	307.423	306.354
Head rice not packaged with other ingredients.....	02	1301066	12/11	144.650	144.245	142.400	141.733	141.111
Milled rice (incl second heads, screenings, brewers, bran, sharps, rice flour, and byproducts).....	02	1302	06/84	180.275	179.506	178.436	178.789	178.834
Milled rice (incl second heads, screenings, brewers, bran, sharps, rice flour, and byproducts).....	02	130201	06/84	180.275	179.506	178.436	178.789	178.834
Cereal and pasta products.....	02	14		319.812	313.854	319.442	319.508	320.081
Dry macaroni, spaghetti, and egg noodle products, made from purchased flour.....	02	1402	06/85	313.705	287.205	287.205	287.205	281.364
Dry macaroni, spaghetti, and egg noodle products, made from purchased flour.....	02	140203	12/02	258.170	236.361	236.361	236.361	231.553
Dry macaroni, spaghetti, and egg noodle products, made from purchased flour.....	02	14020303	06/09	173.984	159.287	159.287	159.287	156.047
Cereal and mill products, other than flour.....	02	1409	06/85	296.748	295.749	302.136	302.212	304.147
Manufactured starch, made by wet milling.....	02	140907	06/85	390.739	389.681	389.542	388.827	378.106
Wheat mill products, corn mill products, and other grain mill products except flour.....	02	140908	06/98	269.154	266.907	267.444	263.905	265.576
Wheat mill products, except flour.....	02	1409081	12/09	170.746	165.261	164.794	157.592	157.482
Corn mill products.....	02	1409082	12/09	163.615	163.755	165.020	165.056	169.746
Other grain mill products.....	02	1409083	12/09	176.504	178.052	177.404	177.898	171.720
Breakfast cereal.....	02	140909	12/11	128.569	128.569	134.381	135.791	138.534
Meats, poultry, and fish.....	02	2		227.588	225.841	230.422	234.011	234.467
Meats.....	02	21		226.204	223.867	233.825	240.729	243.069
Beef and veal products, fresh or frozen.....	02	2101		271.281	273.567	301.845	315.162	307.573
Beef, fresh/frozen variety meats, not canned or made into sausage, made in slaughtering plants.....	02	210126	06/08	229.668	227.564	248.268	248.537	245.429
Beef, fresh/frozen whole/half carcass, not canned or made into sausage, misp.....	02	210131	06/08	173.494	182.354	175.295	200.188	182.546
Beef, fresh/frozen, primal and subprimal cuts, made in slaughtering plants.....	02	210133	12/95	234.410	235.775	264.383	274.826	269.691
Lamb/mutton, fresh or frozen, not canned or made into sausage, made in slaughtering plants.....	02	2103		484.129	478.306	482.661	479.188	478.102
Lamb/mutton, fresh or frozen, not canned or made into sausage, made in slaughtering plants.....	02	210321	12/88	387.236	382.579	386.062	383.284	382.416
Pork products, fresh, frozen, or processed, except sausage.....	02	2104		161.242	150.525	150.076	154.816	161.103
Pork, fresh/frozen, unprocessed, all cuts, except sausage, made in slaughtering plants.....	02	210444	06/01	102.321	89.749	89.325	94.681	105.382
Pork, processed or cured, not canned or made into sausage.....	02	210447	06/01	176.104	175.040	174.806	175.653	170.146
Pork, processed or cured, not canned or made into sausage, made in slaughtering plants.....	02	2104471	06/08	184.320	183.385	185.042	193.618	171.836
Pork, processed or cured, not canned or made into sausage, mfpc.....	02	2104472	06/08	155.562	154.573	153.845	152.483	152.013
Pork, sweet-pickled, dry-cured, or dry salt, not canned or made into sausage, mfpc.....	02	21044721	09/16	126.823	126.777	126.893	-	-
Smoked hams and picnics, excluding canned, made from purchased carcasses.....	02	21044722	12/11	144.879	144.352	143.191	143.758	144.075
Smoked slab bacon, made from purchased carcasses.....	02	21044723	09/16	138.838	127.758	131.470	129.733	128.348
Smoked sliced bacon, made from purchased carcasses.....	02	21044724	12/11	124.383	123.982	121.924	119.312	118.033
Other smoked pork, not canned or made into sausage, made from purchased carcasses.....	02	21044725	12/11	125.669	125.327	128.695	126.809	127.048
Boiled ham, barbecue pork, and other cooked pork, excluding canned meats and sausage, mfpc.....	02	21044726	12/11	120.344	121.301	121.542	121.562	121.501
Other meats, fresh, frozen, or canned.....	02	2105		220.742	222.571	223.711	225.691	233.699
Fresh/processed sausage, deli & cooked meats, etc.....	02	210503	06/01	206.024	205.324	199.981	200.763	205.734
Fresh and processed sausage, deli, and cooked meats, made in slaughtering plants.....	02	2105031	06/08	226.107	224.638	212.218	220.086	226.811
Fresh and processed sausage, deli, and cooked meats, mfpc.....	02	2105032	06/08	175.791	175.267	171.388	171.328	175.437
Fresh sausage (pork sausage, breakfast links, etc.), excluding canned, mfpc.....	02	21050321	12/11	156.445	152.760	143.733	144.662	151.573

See footnotes at end of table.

Table 9. Producer price indexes for commodity and service groupings and individual items, not seasonally adjusted — Continued
 [July 2023, Index base 1982=100, unless otherwise indicated]

Title	Commodity code		Other index base	Unadjusted index ¹				
	Group code	Item code		Mar. 2023	Apr. 2023 ^P	May 2023 ^P	June 2023 ^P	July 2023 ^P
Dry or semidry sausage (salami, cervelat, pepperoni, summer sausage, pork roll, etc), mfpc.....	02	21050322	12/11	139.315	140.705	139.221	138.756	139.659
Frankfurters, including wieners, excluding canned, made from purchased carcasses.....	02	21050323	12/11	138.722	139.319	141.542	141.471	142.198
Other sausage (smoked or cooked) & jellied goods & similar preparations, excluding canned, mfpc.....	02	21050324	12/11	137.727	138.379	136.872	136.040	140.311
Boxed meat (beef, pork, lamb, etc.), made from purchased carcasses...	02	210504	06/08	132.661	136.145	137.001	135.490	143.967
Canned meats, excluding dog, cat, and baby food.....	02	210579	12/88	280.826	282.879	278.133	289.944	290.854
Frozen ground meat patties and other processed, frozen, or cooked meats, mfpc.....	02	210586	12/01	160.271	162.357	168.480	171.234	178.007
Processed poultry.....	02	22		182.264	181.758	178.450	177.564	173.689
Young chickens, including bulk, chilled, frozen, whole, and in parts.....	02	2203		191.912	195.205	196.913	195.820	195.692
Young chickens, including bulk, chilled, frozen, whole, and in parts.....	02	220333	12/90	189.587	192.840	194.528	193.448	193.322
Turkeys, including frozen, whole, and in parts.....	02	2206		246.883	230.042	209.658	194.150	188.239
Turkeys, including frozen, whole, and in parts.....	02	220611	12/90	245.047	228.331	208.099	192.706	186.839
Canned, cooked, smoked or prepared poultry.....	02	2208		145.494	145.028	139.998	144.017	135.412
Canned, cooked, smoked or prepared poultry.....	02	220811	12/90	119.557	119.174	115.041	118.343	111.272
Chicken hens and other poultry/small game.....	02	2209	12/90	113.908	113.926	113.590	113.655	112.394
Other poultry/small game (duck, goose, rabbit, etc.).....	02	220911	12/90	312.201	312.347	309.524	310.076	306.636
Unprocessed and prepared seafood.....	02	23		440.938	438.645	430.038	422.268	430.029
Unprocessed finfish.....	02	2301		832.762	723.908	865.261	713.036	800.754
Haddock.....	02	230101		267.835	222.462	438.144	261.215	362.401
Halibut.....	02	230102		1,212.204	1,084.181	630.982	652.816	863.800
Salmon.....	02	230103		630.189	593.552	-	-	-
Flounder.....	02	230131	12/91	197.057	161.164	185.865	191.720	137.413
Cod.....	02	230132	12/91	85.110	94.145	122.132	103.077	116.349
Pollock.....	02	230133	12/91	198.922	228.892	306.353	227.904	353.616
Rockfish.....	02	230135	12/91	-	-	-	-	432.020
Tuna.....	02	230136	01/16	-	93.479	92.560	95.664	111.469
Other finfish.....	02	230199	12/91	697.655	457.745	572.383	461.277	406.995
Unprocessed shellfish.....	02	2305	12/91	301.638	320.546	266.956	282.406	278.032
Shrimp.....	02	230501	12/91	94.649	96.370	91.807	87.636	87.629
Crabs.....	02	230502	12/91	-	-	437.805	604.845	558.124
Lobsters.....	02	230503	12/91	262.876	317.237	219.994	175.640	193.467
Clams.....	02	230504	12/91	273.027	272.090	273.027	273.027	273.027
Oysters.....	02	230505	01/16	138.725	138.725	138.725	138.725	138.725
Sea scallops.....	02	230506	01/16	116.047	112.503	108.921	108.921	106.763
Mussels.....	02	230507	01/16	134.483	134.483	134.483	134.483	134.483
Prepared fresh and frozen seafood.....	02	2306	12/11	131.758	130.859	129.329	128.165	129.664
Prepared fresh fish/seafood, inc. surimi/surimi-based products.....	02	230601	12/11	141.757	138.157	137.022	136.802	139.559
Prepared frozen fish.....	02	230602	12/11	124.462	125.297	124.693	120.804	120.813
Prepared frozen shellfish.....	02	230603	12/11	134.854	132.315	124.970	122.656	119.995
Other prepared fresh and frozen seafood.....	02	230604	12/11	126.222	126.453	127.169	133.983	141.890
Dairy products.....	02	3		230.294	230.018	227.398	222.830	219.459
Fluid milk products.....	02	31		281.190	281.348	285.725	281.501	279.826
Packaged fluid milk and related products.....	02	3103	12/82	285.530	286.503	290.404	283.335	280.469
Fluid whole milk.....	02	310301		262.049	265.547	269.787	262.309	259.134
Reduced fat and lowfat milk (1/2-2).....	02	310302	12/82	300.006	299.741	306.743	296.575	291.831
Fat free or skim milk.....	02	310303	12/82	305.792	307.789	309.076	297.958	292.105
Other fluid milk related products, packaged, incl. cartons, bottles, cans, and dispenser cans.....	02	310304	12/82	307.885	305.944	305.842	305.530	307.147
Cottage cheese.....	02	3104	12/82	306.462	305.289	303.645	306.119	306.557
Cottage cheese.....	02	310401	12/82	306.462	305.289	303.645	306.119	306.557
Other milk products.....	02	3105	12/82	236.393	236.417	242.450	241.471	241.093
Other milk products.....	02	310501	12/82	236.393	236.417	242.450	241.471	241.093
Yogurt, excluding frozen.....	02	3105011	12/11	117.183	117.387	121.512	121.485	121.627
Other packaged milk products.....	02	3105012	12/11	143.652	143.293	144.741	143.251	142.377
Bulk fluid milk and cream.....	02	3106	12/91	214.465	213.260	215.040	213.072	212.456
Bulk fluid milk and cream.....	02	310601	12/91	214.465	213.260	215.040	213.072	212.456
Butter.....	02	32		171.041	169.443	173.883	171.333	176.052
Butter.....	02	3201		171.041	169.443	173.883	171.333	176.052
Butter.....	02	320114	06/84	170.707	169.111	173.543	170.998	175.707
Natural, processed, and imitation cheese.....	02	33		189.422	189.133	182.948	178.596	173.896
Natural cheese, except cottage cheese.....	02	3302		181.193	180.791	174.225	169.543	165.979
Natural cheese, except cottage cheese.....	02	330212	06/88	198.745	198.305	191.102	185.966	182.057
Natural cheese, except lowfat, shipped in consumer packages or containers (3 lbs or less).....	02	3302121	12/07	134.309	133.972	133.622	133.194	133.138
Natural cheese, except lowfat, shipped in packages or containers (more than 3 lbs) or bulk.....	02	3302122	12/07	98.918	98.890	92.757	88.419	84.453

See footnotes at end of table.

Table 9. Producer price indexes for commodity and service groupings and individual items, not seasonally adjusted — Continued
 [July 2023, Index base 1982=100, unless otherwise indicated]

Title	Commodity code		Other index base	Unadjusted index ¹				
	Group code	Item code		Mar. 2023	Apr. 2023 ^P	May 2023 ^P	June 2023 ^P	July 2023 ^P
Lowfat natural cheese, except cottage cheese, shipped in consumer packages (3 lbs. or less).....	02	3302123	06/10	120.450	120.552	120.186	120.091	120.311
Lowfat natural cheese, except cottage cheese, shipped in packages (more than 3 lbs.) or in bulk.....	02	3302124	06/10	136.449	135.536	122.870	114.241	108.834
Processed cheese and related products.....	02	3303		185.825	185.985	182.643	180.869	171.357
Process cheese and related products.....	02	330312	06/88	197.515	197.684	194.133	192.247	182.137
Process cheese, shipped in consumer packages or containers (3 lbs. or less).....	02	3303121	06/10	126.974	128.406	125.291	124.945	119.832
All other process cheese and related products.....	02	3303122	06/10	141.349	140.260	138.479	136.336	127.833
Process cheese shipped in packages or containers (more than 3 lbs.) or in bulk.....	02	33031221	06/10	139.494	131.447	138.147	133.157	127.252
Cheese food, spread, and other related products.....	02	33031225	12/11	113.141	117.869	109.651	110.245	101.441
Cheese substitutes and imitations.....	02	3304	06/88	332.977	332.977	332.977	332.977	332.977
Cheese substitutes and imitations.....	02	330401	06/88	332.977	332.977	332.977	332.977	332.977
Raw liquid whey.....	02	3307	12/04	201.970	205.866	203.235	195.008	187.380
Raw liquid whey.....	02	330701	12/04	201.970	205.866	203.235	195.008	187.380
Ice cream and frozen desserts.....	02	34		282.653	284.913	284.784	284.957	285.403
Ice cream and frozen desserts.....	02	3402	06/83	278.847	281.076	280.949	281.119	281.560
Ice cream and frozen desserts.....	02	340201	06/83	278.847	281.076	280.949	281.119	281.560
Ice cream, excl. lowfat and nonfat (incl. custards), shipped in bulk (containers 3 gal or more).....	02	3402011	12/11	135.915	135.864	135.685	135.903	135.768
Ice cream, incl. custards (excl. lowfat and nonfat) shipped in sizes less than 3 gallons.....	02	3402012	12/11	127.412	129.136	129.075	128.968	129.186
Ice cream, including custards (excluding lowfat and nonfat), novelty forms.....	02	3402013	12/11	137.869	137.906	137.969	138.387	138.480
Ice cream, including custards, lowfat and nonfat.....	02	3402014	12/11	119.693	119.965	119.993	119.969	119.902
Frozen desserts containing fats other than butterfat (incl. soy, rice, almond, oats, etc.).....	02	3402016	12/22	104.253	104.180	104.440	105.355	105.386
Other frozen desserts (yogurt, sherbet, water ices, mellorine, frozen pudding, gelato, etc.).....	02	3402019	12/11	139.603	140.640	140.128	140.251	141.185
Dry, condensed, and evaporated milk products.....	02	35		186.415	185.269	179.548	173.355	168.289
Dry milk products, including feed grade.....	02	3502	12/83	161.435	161.465	154.615	147.857	141.857
Dry milk products, including feed grade.....	02	350201	12/83	161.435	161.465	154.615	147.857	141.857
Liquid milk products.....	02	3503	12/83	219.389	212.302	212.335	208.728	207.596
Consumer-type canned milk products.....	02	350301	12/83	279.930	280.000	279.904	279.490	279.778
Bulk liquid milk products, including feed grade.....	02	350303	12/83	142.140	127.751	127.921	121.081	118.486
Ice cream mixes and related products.....	02	3505	06/02	166.694	166.584	165.589	165.042	165.414
Ice cream mixes and related products.....	02	350502	06/02	166.694	166.584	165.589	165.042	165.414
Processed fruits and vegetables.....	02	4		273.088	273.765	277.222	279.680	279.976
Canned fruits and juices.....	02	41		285.562	286.392	289.702	290.282	290.961
Canned fruits, excluding baby foods.....	02	4101		296.963	295.668	301.212	301.894	303.088
Canned fruits, excluding baby foods.....	02	410105	12/87	261.589	260.449	265.332	265.933	266.985
Canned and fresh fruit juices, nectars, and concentrates.....	02	4102		285.600	287.695	289.775	290.308	290.701
Canned and fresh fruit juices, nectars, and concentrates.....	02	410239	12/87	235.103	236.827	238.540	238.978	239.302
Frozen fruits, juices and ades.....	02	42		244.574	257.095	250.797	248.141	246.097
Frozen fruits.....	02	4202		290.544	288.617	276.397	269.931	265.267
Frozen fruits.....	02	420209	12/90	274.219	272.400	260.866	254.763	250.361
Canned vegetables and juices.....	02	44		244.632	243.200	248.807	247.164	247.406
Canned vegetables and juices.....	02	4401		244.632	243.200	248.807	247.164	247.406
Canned vegetables.....	02	440102	12/87	280.120	276.610	279.975	277.270	277.052
Canned catsup and other tomato based sauces.....	02	440127	12/87	209.603	209.373	216.654	215.662	216.248
Frozen vegetables.....	02	45		289.412	290.232	291.362	304.493	305.136
Frozen potato products (French-fried, patties, puffs, etc.).....	02	4502	12/90	297.419	298.561	300.078	323.974	325.369
Frozen potato products (French-fried, patties, puffs, etc.).....	02	450202		374.583	376.022	377.932	408.027	409.785
Frozen vegetables, other than potato products.....	02	4505	12/90	193.095	193.385	193.836	193.698	193.499
Frozen vegetables, other than potato products.....	02	450509	06/97	189.633	189.918	190.360	190.225	190.029
Dried and dehydrated food.....	02	48	12/03	209.337	208.734	213.990	214.118	214.422
Dried and dehydrated food.....	02	4801	12/03	209.337	208.734	213.990	214.118	214.422
Dried and dehydrated food.....	02	480101	12/03	209.337	208.734	213.990	214.118	214.422
Soup mixes (including dried/dehydrated/freeze-dried) and bouillon....	02	48010101	12/11	124.937	124.937	131.487	131.487	130.638
Dried and dehydrated fruits and vegetables, including freeze-dried. ..	02	48010102	12/11	142.308	141.739	143.649	143.769	144.206
Sugar and confectionery.....	02	5		260.484	261.342	263.133	267.322	269.647
Raw cane sugar and sugar cane mill products and byproducts.....	02	52		231.686	231.119	225.399	240.827	236.101
Raw cane sugar and sugarcane mill products and byproducts.....	02	5201		231.686	231.119	225.399	240.827	236.101
Raw cane sugar and sugarcane mill products and byproducts.....	02	520106	12/03	213.862	213.338	208.059	222.299	217.937
Refined sugar products and byproducts.....	02	53		222.866	223.065	225.574	227.462	229.260
Refined sugar products and byproducts.....	02	5307	12/02	185.562	185.728	187.817	189.389	190.886
Refined granulated cane sugar and byproducts.....	02	530701	12/02	206.836	206.325	206.025	208.032	211.159

See footnotes at end of table.

Table 9. Producer price indexes for commodity and service groupings and individual items, not seasonally adjusted — Continued
 [July 2023, Index base 1982=100, unless otherwise indicated]

Title	Commodity code		Other index base	Unadjusted index ¹				
	Group code	Item code		Mar. 2023	Apr. 2023 ^P	May 2023 ^P	June 2023 ^P	July 2023 ^P
Beet sugar.....	02	530702	12/02	170.157	170.903	175.059	176.284	176.413
Confectionery materials.....	02	54		249.378	251.575	257.839	260.455	263.483
Confectionery materials.....	02	5401		249.378	251.575	257.839	260.455	263.483
Corn sweeteners, made by wet milling.....	02	540107	06/85	278.153	278.187	287.692	290.828	292.383
Chocolate coatings, made from cacao beans.....	02	540108	06/83	217.654	220.748	221.191	223.110	227.011
Other chocolate and cocoa products, made from cacao beans.....	02	540109	06/83	312.649	321.080	324.215	327.066	335.027
Confectionery end products.....	02	55		301.378	302.199	303.105	307.738	310.948
Candy and nuts.....	02	5503	06/83	270.851	271.643	272.516	276.985	280.082
Chocolate and chocolate-type confectionery products.....	02	550301	06/83	272.480	272.923	273.250	277.215	277.336
Chocolate/chocolate-type confectionery prods, cacao beans.....	02	5503011	12/11	134.745	134.745	134.745	134.745	134.745
Chocolate/confectionery products, made from purchased chocolate, not retailed.....	02	5503014	12/11	116.902	117.129	117.297	119.333	119.395
Nonchocolate-type confectioneries.....	02	550302	06/83	275.490	275.607	275.681	276.902	277.881
Nuts and seeds (salted, roasted, cooked or blanched).....	02	550304	06/91	186.425	187.708	189.292	194.942	201.021
Nuts (salted, roasted, cooked, or blanched), sold in bulk.....	02	5503041	06/08	111.956	112.927	113.814	117.561	121.678
Canned nuts (salted, roasted, cooked, or blanched).....	02	5503042	06/08	131.730	127.964	130.943	130.943	130.943
All other packaged nuts, including all types of seeds (salted, roasted, cooked, or blanched).....	02	5503043	06/08	170.553	170.324	172.002	172.015	170.196
Other confectionery-type products.....	02	550305	06/91	222.675	222.675	222.675	222.675	222.675
Beverages and beverage materials.....	02	6		250.129	249.491	252.772	253.531	251.273
Alcoholic beverages.....	02	61		218.816	218.953	219.228	219.180	218.988
Malt beverages.....	02	6101		230.366	230.234	230.094	229.834	229.801
Bottled beer and ale.....	02	610101		200.843	200.708	200.744	200.474	200.474
Canned beer and ale.....	02	610103		241.057	240.532	240.417	240.508	240.508
Beer and ale in barrels and kegs.....	02	610105	06/82	313.563	313.981	313.553	312.685	312.685
All other malt beverages and brewing products.....	02	610108	12/03	109.647	109.333	109.459	109.562	109.265
Distilled and bottled liquor, excluding brandy.....	02	6102		202.738	202.433	202.787	202.708	202.708
Distilled liquor, excluding brandy.....	02	610202	12/11	109.838	109.838	109.838	109.841	109.841
Distilled whiskey, all other distilled liquor, excluding brandy.....	02	6102022	12/11	126.650	126.650	126.650	126.654	126.654
Bottled liquor, excluding brandy.....	02	610204	12/11	104.678	104.372	104.727	104.645	104.645
Bottled whiskey.....	02	6102041	06/12	102.604	102.604	102.753	102.600	102.600
Bottled gin, vodka, rum, cordials, cocktails, and similar compounds.....	02	6102042	06/12	105.658	104.849	105.577	105.577	105.577
Wines, brandy, and brandy spirits.....	02	6104	12/83	205.534	206.231	206.917	207.133	206.654
Wines, brandy, and brandy spirits.....	02	610441	06/06	131.082	131.526	131.964	132.102	131.796
Wines, white, red & rose grape, and other fruit, 14 percent or less alcohol.....	02	6104411	12/11	115.361	115.753	116.150	116.237	115.911
Wines, white grape, 14 percent or less alcohol content.....	02	61044111	12/11	116.180	116.490	116.872	116.829	116.835
Wines, red grape, 14 percent or less alcohol content.....	02	61044112	12/11	111.935	112.424	112.851	113.070	112.402
Wines, rose grape & other fruits & berries, 14 percent or less alcohol.....	02	61044113	12/11	143.320	143.320	143.320	143.320	143.320
Wines, dessert, effervescent, and wine coolers.....	02	6104412	12/11	123.617	123.903	124.143	124.143	124.143
Other wines, brandy, and brandy spirits.....	02	6104413	12/11	149.262	149.835	150.274	151.064	151.418
Soft drinks.....	02	62		281.140	278.601	287.240	289.565	282.728
Soft drinks, non-carbonated and bottled water.....	02	6206		244.744	239.912	257.912	259.151	246.418
Bottled water, non-carb. processed or pasteurized.....	02	620608	12/03	118.021	117.822	118.609	117.730	117.250
Soft drinks, non-carbonated.....	02	620609		267.985	260.075	289.486	292.657	271.759
Soft drinks, non-carbonated, all other types.....	02	6206093	12/07	131.868	132.045	130.721	131.614	130.995
Soft drinks, non-carbonated, fruit drinks, cocktails, ades.....	02	6206094	12/11	143.065	136.391	161.610	163.705	146.725
Soft drinks, bottle/can, carbonated, all types.....	02	6210	12/11	163.639	163.452	163.504	165.061	164.420
Soft drinks, bottle/can, carbonated, all types.....	02	621001	12/11	163.639	163.452	163.504	165.061	164.420
Packaged beverage materials.....	02	63		235.649	236.207	236.847	236.634	236.611
Coffee (whole bean, ground, & instant).....	02	6301		239.662	240.495	241.075	240.863	240.768
Coffee, concentrated, including coffee substitutes.....	02	630103		196.130	196.130	196.130	196.130	196.130
Roasted coffee.....	02	630104	06/88	211.242	211.997	212.523	212.331	212.245
Tea in consumer packages, exc. canned ice tea.....	02	6303		214.619	213.075	214.203	213.976	214.508
Tea in consumer packages, exc. canned ice tea.....	02	630313	12/85	181.987	180.678	181.634	181.442	181.893
Other beverage materials.....	02	64		326.123	328.868	327.425	328.262	333.836
Other beverage materials.....	02	6401		326.123	328.868	327.425	328.262	333.836
Malt and malt byproducts.....	02	640101		165.413	165.413	170.121	168.990	168.990
Liquid beverage bases, excluding use by soft drink bottlers.....	02	640109	12/85	313.173	321.976	313.173	316.862	316.862
Fats and oils.....	02	7		379.219	358.815	346.283	325.042	329.020
Shortening, cooking oil, and margarine.....	02	78		374.105	368.709	359.907	353.430	364.674
Shortening, cooking oil, and margarine.....	02	7801		374.105	368.709	359.907	353.430	364.674
Margarine, butter blends, and butter substitutes.....	02	780109		420.051	422.806	422.832	-	-
Shortening and cooking oils.....	02	780115	12/11	121.734	119.351	115.781	113.155	117.713
Other oilseed processing.....	02	7A	12/04	332.992	299.842	293.525	275.385	273.870
Other oilseed processing.....	02	7A01	12/04	332.992	299.842	293.525	275.385	273.870

See footnotes at end of table.

Table 9. Producer price indexes for commodity and service groupings and individual items, not seasonally adjusted — Continued
 [July 2023, Index base 1982=100, unless otherwise indicated]

Title	Commodity code		Other index base	Unadjusted index ¹				
	Group code	Item code		Mar. 2023	Apr. 2023 ^P	May 2023 ^P	June 2023 ^P	July 2023 ^P
Cotton linters.....	02	7A0104	12/11	66.510	63.689	60.504	59.866	55.610
Cottonseed cake, meal, hulls, and other byproducts.....	02	7A0105	12/11	125.593	125.042	118.818	113.688	114.027
Cottonseed cake and meal.....	02	7A01051	12/11	136.237	134.777	129.002	127.128	127.609
Other crude and refined vegetable oils and other vegetable mill products.....	02	7A0106	12/11	196.102	197.115	195.138	191.435	190.581
Other crude vegetable oils, including linseed, peanut, sunflower, safflower, etc.....	02	7A01061	12/11	234.209	238.218	237.182	235.125	234.735
Other vegetable oil mill products, including all oil seed cake and meal.....	02	7A01063	12/11	119.194	118.584	117.013	113.757	112.904
Corn oil, crude and refined.....	02	7B	01/16	220.135	214.018	189.130	—	—
Corn oil, made by wet milling.....	02	7B01	01/16	220.135	214.018	189.130	—	—
Corn oil, made by wet milling.....	02	7B0101	01/16	220.135	214.018	189.130	—	—
Miscellaneous processed foods.....	02	8		293.290	294.868	291.906	288.281	288.265
Canned jams, jellies, and preserves.....	02	81		243.291	243.071	243.160	243.589	243.714
Canned jams, jellies, and preserves.....	02	8101		243.291	243.071	243.160	243.589	243.714
Canned jams, jellies, and preserves.....	02	810102	12/87	215.334	215.139	215.217	215.597	215.708
Pickles and other pickled products, including horseradish.....	02	82		311.851	311.851	311.851	308.899	308.899
Pickles and other pickled products.....	02	8201		311.851	311.851	311.851	308.899	308.899
Pickles and other pickled products, including horseradish.....	02	820106	12/86	278.727	278.727	278.727	276.088	276.088
Specialty canning.....	02	84		328.699	329.132	329.523	329.448	329.448
Specialty canning.....	02	8401		328.699	329.132	329.523	329.448	329.448
Canned dry beans.....	02	840102	12/82	222.906	222.420	222.668	222.139	222.139
Canned soups and stews, excluding frozen and seafood.....	02	840104	12/82	448.001	447.715	448.427	448.427	448.427
Canned baby foods and other canned specialties/nationality foods.....	02	840105	06/08	150.126	151.382	151.404	151.444	151.444
Frozen specialty food.....	02	85		229.614	230.138	232.839	232.913	232.898
Frozen specialty food.....	02	8501		229.614	230.138	232.839	232.913	232.898
Frozen cakes, pies, and other pastries.....	02	850109	12/82	342.520	343.473	344.697	345.616	345.882
Frozen dinners (beef, pork, and poultry pies) and nationality foods, incl. frozen pizza.....	02	850111	12/82	183.521	183.997	186.396	186.299	186.320
Other frozen specialties, incl. all whipped topping, waffles, soups, etc., excluding seafood.....	02	850113	12/82	284.807	284.885	290.399	290.399	289.808
Prepared sauces, except tomato.....	02	86		235.640	240.889	240.892	239.708	257.112
Prepared sauces, excluding tomato-based sauces and sauces comprised of 20 percent or more meat.....	02	8601		235.640	240.889	240.892	239.708	257.112
Prepared sauces, excluding tomato-based sauces and sauces comprised of 20 percent or more meat.....	02	860103	12/86	195.428	199.782	199.784	198.803	213.237
Other miscellaneous processed foods.....	02	89		309.249	309.903	316.627	314.937	313.511
Other miscellaneous processed foods.....	02	8901		309.249	309.903	316.627	314.937	313.511
Mayonnaise, salad dressings, and sandwich spreads.....	02	890102	12/86	300.118	300.118	299.280	298.079	300.648
Dry mix food preparations.....	02	890148	06/91	160.564	160.635	160.552	160.586	160.586
Perishable non-frozen prepared food, including tortillas.....	02	890149	06/91	185.011	185.095	191.040	189.772	185.644
Perishable prepared foods.....	02	8901492	12/07	131.079	131.062	136.284	135.170	131.544
Flavoring extracts, emulsions, liquid flavors, and food colorings.....	02	890151	12/85	345.695	346.001	346.001	346.001	346.001
Other flavoring agents, except chocolate syrup.....	02	890154	12/00	171.112	173.214	173.480	169.344	169.346
Soft drink flavoring syrup, sold in bulk.....	02	89015411	12/11	155.620	155.620	155.620	155.620	155.625
Other flavoring agents (except chocolate syrups).....	02	89015412	12/11	131.146	131.146	131.146	131.146	131.146
Table salt (evaporated), pepper (white and black), and other spices.....	02	890156	06/91	280.136	280.119	280.119	280.614	280.478
Pepper and other spices in commercial sizes (1 lb or more).....	02	8901566	05/17	110.315	110.315	110.315	111.032	110.836
Peanut butter.....	02	890158	06/91	162.090	162.833	162.241	169.723	169.612
Ice.....	02	890161	12/85	293.229	293.357	296.263	296.263	298.802
Dairy product substitutes.....	02	890162	06/92	192.002	192.002	192.012	197.006	197.005
Dry, condensed, and evaporated dairy product substitutes.....	02	8901621	12/09	127.504	127.497	127.473	134.721	134.720
Liquid dairy product substitutes.....	02	8901622	12/09	126.925	126.931	126.963	126.963	126.963
Chips (potato, corn, etc.).....	02	890172	12/85	285.207	285.238	297.963	297.337	297.145
Potato chips and sticks, plain and flavored.....	02	8901721	12/07	155.508	155.508	166.224	165.633	165.346
Corn chips and related products.....	02	8901722	12/07	206.365	206.430	206.430	205.506	205.506
Other chips, sticks (hard pretzels, bacon rinds, popcorn (except candied), etc.).....	02	8901723	12/07	176.220	176.220	188.272	188.742	188.742
Vinegar and cider.....	02	890174	12/85	195.158	203.233	203.233	203.233	203.233
Other food preparations.....	02	890175	12/85	310.480	311.528	316.432	304.973	304.891
Prepared animal feeds.....	02	9		260.468	257.355	253.208	250.120	253.161
Soybean cake, meal, and other byproducts.....	02	92		158.391	154.520	152.665	148.576	153.061
Soybean cake, meal, and byproducts.....	02	9201		158.391	154.520	152.665	148.576	153.061
Soybean cake, meal, and byproducts.....	02	920112	12/04	193.197	188.475	186.214	181.225	186.697
Soybean cake and meal.....	02	9201121	12/09	106.551	103.818	102.547	100.500	101.218
Other soybean products, including isolates and concentrates.....	02	9201122	12/09	202.154	199.094	197.072	181.569	220.880
Formula feeds.....	02	93		292.536	289.612	283.925	277.955	275.933

See footnotes at end of table.

Table 9. Producer price indexes for commodity and service groupings and individual items, not seasonally adjusted — Continued
 [July 2023, Index base 1982=100, unless otherwise indicated]

Title	Commodity code		Other index base	Unadjusted index ¹				
	Group code	Item code		Mar. 2023	Apr. 2023 ^P	May 2023 ^P	June 2023 ^P	July 2023 ^P
Formula feeds.....	02	9301		292.536	289.612	283.925	277.955	275.933
Chicken and turkey feed, supplements, concentrates, and premixes.	02	930102	12/86	300.771	299.288	291.773	283.923	282.318
Dairy cattle feed, supplements, concentrates, and premixes.....	02	930110	12/11	138.191	135.399	130.690	125.082	121.846
Swine feed, supplements, concentrates, and premixes.....	02	930115	12/11	125.703	125.059	124.419	124.538	124.586
Beef cattle feed, supplements, concentrates, and premixes.....	02	930117	12/11	131.742	129.659	128.285	126.531	126.431
Poultry, exc. chicken and turkey, and livestock, exc. cattle and swine, feed.....	02	930118	12/86	358.407	355.006	354.056	354.089	354.087
Miscellaneous feedstuffs.....	02	94		345.398	342.037	336.884	335.918	342.304
Pet food.....	02	9402		359.235	359.205	359.329	359.246	359.375
Dog and cat food.....	02	940202	12/85	309.377	309.378	309.530	309.526	309.641
Dog food.....	02	9402021	12/10	157.141	157.142	157.253	157.250	157.334
Canned dog food.....	02	94020211	12/10	182.565	182.565	182.565	182.565	182.565
Dry and semi moist dog food.....	02	94020214	12/11	144.077	144.078	144.203	144.200	144.295
Cat food.....	02	9402022	12/10	164.239	164.239	164.239	164.239	164.239
Canned cat food.....	02	94020224	12/11	166.326	166.326	166.326	166.326	166.326
Dry and semi moist cat food.....	02	94020225	12/10	151.813	151.813	151.813	151.813	151.813
Pet (excluding dog and cat), laboratory, and fur animal feed.....	02	940203	12/85	281.359	280.990	280.509	279.558	279.599
Miscellaneous feedstuffs other than pet food.....	02	9403		321.514	315.127	305.177	303.411	315.477
Meat meal and meat and bone meal.....	02	940301		219.444	234.101	231.750	228.621	228.000
Wet process corn byproducts.....	02	940317	06/85	244.347	243.560	229.308	224.479	216.235
Other animal feeds, including fertilizer byproducts and feather.....	02	940325	12/97	226.806	227.276	223.951	221.220	216.864
Animal and marine feed and fertilizer byproducts, except meat and bone meal.....	02	9403252	06/09	119.225	118.883	118.491	116.095	114.043
Other prepared animal feeds, including feeding materials and adjuncts.....	02	9403253	06/09	135.302	136.063	132.974	132.128	129.335
Miscellaneous byproducts of slaughtering plants.....	02	940333	06/01	542.491	512.826	500.608	502.884	568.646
Distillers' dried grains (dark and light) and dried solubles.....	02	940334	12/22	100.366	99.946	92.548	92.010	83.625
Textile products and apparel.....	03	—		184.918	184.780	184.162	183.963	184.340
Synthetic fibers.....	03	1		164.259	164.290	162.502	161.199	164.197
Unprocessed filament yarns.....	03	15		170.204	170.236	168.383	167.033	170.139
Noncellulosic and cellulosic organic fibers.....	03	1504	05/22	104.947	104.967	103.824	102.992	104.907
Noncellulosic fibers.....	03	150401		156.052	155.358	153.292	152.242	155.121
Noncellulosic organic fibers.....	03	1504014	06/05	138.807	138.011	135.642	134.439	137.712
Polyester manufactured fibers.....	03	15040147	06/11	125.948	124.904	123.460	121.569	121.497
Other noncellulosic organic fibers, incl. polyamide, polyolefin, and producer-textured.....	03	15040149	06/11	127.967	127.397	124.853	124.152	128.724
Processed yarns and threads.....	03	2		179.957	178.214	176.404	176.904	177.387
Yarns.....	03	26		173.624	171.901	170.112	170.606	171.083
Spun cotton yarns.....	03	2601		152.336	152.274	151.941	152.612	152.612
Spun cotton yarns.....	03	260115	05/22	80.826	80.793	80.616	80.972	80.972
Spun synthetic yarns.....	03	2603		161.431	161.431	161.431	161.676	161.676
Spun synthetic yarns.....	03	260304	12/94	144.696	144.696	144.696	144.915	144.915
Textured and twisted yarns.....	03	2604	12/88	184.373	180.578	177.426	178.232	179.272
Textured and twisted yarns.....	03	260405	05/22	97.613	95.604	93.935	94.362	94.913
Other spun noncellulosic and natural fiber (excluding cotton and wool) yarns.....	03	2607	06/08	138.537	139.289	137.477	135.945	135.727
Other spun noncellulosic and natural fiber (excluding cotton and wool) yarns.....	03	260701	06/08	138.537	139.289	137.477	135.945	135.727
Greige fabrics.....	03	3		170.664	172.164	171.319	171.438	170.089
Greige broadwoven fabrics.....	03	37		172.343	175.385	175.417	175.511	173.652
Greige manmade, silk, and other natural fiber (exc cotton/wool) broadwoven fabrics.....	03	3703		169.027	169.004	168.679	168.694	168.546
Greige manmade, silk, and other natural fiber (exc cotton/wool) broadwoven fabrics.....	03	370304	12/94	148.525	148.505	148.219	148.233	148.103
Greige knit fabrics.....	03	38		197.325	197.325	196.210	196.713	195.429
Weft (circular) knit fabrics, greige goods (excluding hosiery).....	03	3803		177.319	177.319	176.346	176.050	173.422
Weft (circular) knit fabrics, greige goods (excluding hosiery).....	03	380301		177.319	177.319	176.346	176.050	173.422
Warp knit fabrics, greige goods (excluding hosiery).....	03	3804		225.815	225.815	224.510	225.830	225.830
Warp knit fabrics, greige goods (excluding hosiery).....	03	380401		225.815	225.815	224.510	225.830	225.830
Tire cord and tire fabric.....	03	39	06/84	152.407	150.468	147.407	147.407	147.407
Tire cord and tire fabrics.....	03	3901	06/84	152.407	150.468	147.407	147.407	147.407
Tire cord and tire fabrics.....	03	390101	06/84	152.407	150.468	147.407	147.407	147.407
Finished fabrics.....	03	4		204.355	204.219	203.737	203.256	202.358
Finished broadwoven fabrics.....	03	42		225.277	225.728	222.604	219.927	216.203
Finished cotton broadwoven fabrics.....	03	4201		221.078	218.134	217.403	216.586	212.555
Finished cotton broadwoven fabrics.....	03	420104	12/94	195.761	193.153	192.506	191.783	188.214

See footnotes at end of table.

Table 9. Producer price indexes for commodity and service groupings and individual items, not seasonally adjusted — Continued
 [July 2023, Index base 1982=100, unless otherwise indicated]

Title	Commodity code		Other index base	Unadjusted index ¹				
	Group code	Item code		Mar. 2023	Apr. 2023 ^P	May 2023 ^P	June 2023 ^P	July 2023 ^P
Finished manmade, silk, and other natural fiber (exc. cotton and wool) broadwoven fabrics.....	03	4203		230.630	233.077	228.386	224.477	220.718
Finished manmade, silk, and other natural fiber (exc. cotton and wool) broadwoven fabrics.....	03	420306	12/94	189.878	191.893	188.030	184.812	181.717
Finished manmade, silk, & natural fiber (exc cotton/wool) broadwoven, finished in weaving mills.....	03	4203061	06/10	123.478	123.843	123.989	124.221	123.888
Finished manmade fiber, silk and other natural fiber broadwoven fabrics, finishing mill.....	03	4203062	06/10	180.239	182.939	177.057	172.066	167.729
Woven and braided narrow fabrics.....	03	44		261.909	260.213	262.156	259.602	257.333
Woven and braided narrow fabrics.....	03	4402	06/84	261.910	260.214	262.156	259.603	257.333
Woven narrow fabrics (12 inches or less in width).....	03	440204	12/89	222.548	220.849	222.795	219.789	217.515
Braided narrow fabrics (12 inches or less in width).....	03	440205	12/08	225.066	225.066	225.066	227.590	227.590
Nonwoven fabrics and felts.....	03	45		207.814	207.229	206.273	205.509	205.243
Nonwoven fabrics and felts.....	03	4503		207.814	207.229	206.273	205.509	205.243
Nonwoven fabrics.....	03	450321		206.049	205.795	205.004	204.647	204.476
Pressed, punched, or needled felts, excluding hats.....	03	450333	12/01	145.658	141.726	139.356	134.487	133.301
Coated fabrics, not rubberized.....	03	46	06/85	259.086	258.326	257.956	260.143	258.881
Coated fabrics, not rubberized.....	03	4601	06/85	259.086	258.326	257.956	260.143	258.881
Vinyl coated fabrics, including expanded vinyl coated.....	03	460102	06/85	245.976	245.924	244.983	245.208	245.208
Coated or laminated fabrics and coated yarns, incl. impregnated fabrics.....	03	460103	06/85	268.498	267.431	267.293	270.332	268.525
Screen printed textile materials, embroideries, and lace goods.....	03	47	06/85	220.628	220.871	221.531	221.531	221.290
Screen printed textile and apparel materials and embroideries.....	03	4701	06/85	220.907	221.151	221.815	221.815	221.572
Embroideries (excluding Schiffli machine products) and embroidery contractors.....	03	470103	12/11	129.735	129.787	130.545	130.545	130.706
Screen printing on garments, apparel accessories, and other fabric articles, excluding labels.....	03	470108	12/85	221.159	221.441	221.880	221.880	221.516
Knit fabrics, finished in knitting mills.....	03	48	12/03	171.673	171.925	171.849	171.794	171.794
Weft (circular) knit fabrics, knit and finished in the same establishment (excluding hosiery).....	03	4801	12/03	198.555	199.988	198.801	198.801	198.801
Weft (circular) knit fabrics, knit and finished in the same establishment (excluding hosiery).....	03	480101	12/03	198.555	199.988	198.801	198.801	198.801
Warp knit goods, knit and finished in the same establishment.....	03	4802	12/03	150.501	149.685	150.616	150.512	150.512
Warp knit goods, knit and finished in the same establishment.....	03	480201	12/03	150.501	149.685	150.616	150.512	150.512
Warp knit fabrics, knit and finished in same establishment.....	03	4802011	06/08	167.833	166.905	167.964	167.845	167.845
Apparel & other fabricated textile prods.....	03	8		176.663	176.640	177.047	177.330	177.777
Apparel.....	03	81		155.790	155.818	156.716	156.971	156.873
Miscellaneous apparel and accessories.....	03	8104	12/83	223.382	223.533	223.840	224.841	224.780
Men's and boys' fabric, straw, and felt hats, made from purchased materials.....	03	810414	12/09	168.253	168.253	168.253	168.253	168.253
Hat bodies and fabric caps, made from purchased materials.....	03	810416	12/09	183.434	183.434	186.260	186.260	186.260
Gloves and mittens, made from purchased materials.....	03	810424	12/11	146.705	147.693	147.693	149.502	149.502
Leather and sheep-lined apparel, made from purchased materials.....	03	810428	12/03	197.853	198.676	198.676	198.676	197.647
Apparel and accessories, n.e.c.....	03	810441	12/85	189.250	189.250	189.250	190.337	190.337
All other cut and sew apparel, made from purchased materials.....	03	81044118	12/22	103.196	103.196	103.196	103.196	103.196
Fabricated apparel accessories.....	03	8104412	06/09	144.971	144.971	144.971	147.782	147.782
All other apparel accessories, made from purchased materials.....	03	81044125	12/11	138.157	138.157	138.157	141.446	141.446
Women's, girls', and infants' cut and sew apparel.....	03	8106	12/03	106.824	106.824	106.976	107.074	107.233
Women's and girls' blouses and shirts, made from purchased fabrics.....	03	810603	12/22	100.000	100.000	100.000	100.000	100.116
Women's and girls' dresses, made from purchased fabrics.....	03	810611	12/03	98.763	98.763	98.778	98.778	98.972
Women's and girls' lingerie and nightwear, made from purchased fabrics.....	03	810647		160.365	160.365	161.591	161.591	161.591
Women's and girls' other outerwear, made from purchased fabrics.....	03	810661	12/22	100.066	100.066	100.446	100.555	100.563
Men's and boys' cut and sew apparel.....	03	8107	12/03	135.886	135.878	139.063	139.124	138.392
Men's and boys' pants, except work pants, made from purchased fabrics.....	03	810703	12/22	100.000	100.000	100.000	-	-
Men's and boys' work clothing, made from purchased fabrics.....	03	810713	12/22	100.675	100.675	102.918	102.918	102.918
Men's and boys' shirts, except work shirts, made from purchased fabrics.....	03	810723	12/22	100.000	100.000	100.000	100.000	100.000
Men's and boys' suits, coats, and overcoats, made from purchased fabrics.....	03	810735	12/13	118.754	118.754	124.565	124.565	124.565
Men's and boys' other outerwear, made from purchased fabrics.....	03	810744	12/22	101.191	101.135	101.166	101.166	101.416
Men's and boys' nightwear, robes, and underwear, made from purchased fabrics.....	03	810761	12/03	161.145	161.145	161.145	161.145	161.145
Apparel made in knitting mills.....	03	8108	12/03	123.832	123.842	123.869	123.869	123.869
Knit outerwear, underwear, and nightwear, made in knitting mills.....	03	810808	05/16	112.457	112.457	112.457	112.457	112.457
Hosiery and socks.....	03	810831	05/20	106.766	106.777	106.809	106.809	106.809
Textile house furnishings.....	03	82		182.661	182.500	182.454	182.547	183.143
Textile house furnishings.....	03	8203	06/83	196.749	196.575	196.526	196.626	197.268
Curtains and draperies, made from purchased materials.....	03	820304	12/05	150.908	150.908	150.908	150.908	152.739

See footnotes at end of table.

Table 9. Producer price indexes for commodity and service groupings and individual items, not seasonally adjusted — Continued
 [July 2023, Index base 1982=100, unless otherwise indicated]

Title	Commodity code		Other index base	Unadjusted index ¹				
	Group code	Item code		Mar. 2023	Apr. 2023 ^P	May 2023 ^P	June 2023 ^P	July 2023 ^P
Other textiles, including towels and bed textiles.....	03	820312	06/05	146.223	146.046	145.996	146.097	146.099
Fabricated textile products, made in weaving mills.....	03	8203121	06/11	104.769	101.695	101.310	102.093	102.104
Other household textile products.....	03	8203122	06/11	131.609	131.828	131.828	131.828	131.828
Bedspreads, made from purchased materials.....	03	82031221	12/11	139.542	139.542	139.542	139.542	139.542
Sheets and pillowcases, made from purchased materials.....	03	82031223	12/11	157.610	157.610	157.610	157.610	157.610
Other household furnishings, made from purchased materials.....	03	82031226	12/11	126.555	126.803	126.803	126.803	126.803
Industrial and other fabricated products.....	03	83		216.608	216.579	216.655	217.078	218.130
Industrial and other fabricated products.....	03	8303		215.761	215.733	215.808	216.229	217.277
Rope, cordage, and twine.....	03	830321	06/12	135.205	135.285	135.480	135.266	135.587
All other textile bags.....	03	830334	06/10	153.009	153.011	153.003	153.074	153.074
Canvas and related products.....	03	830345	06/03	180.663	180.754	180.754	180.754	182.465
All other fabricated textile products, excluding trimming and findings.....	03	830351	12/85	169.600	169.429	169.536	170.392	170.501
All other miscellaneous fabricated textile products.....	03	8303516	09/18	126.762	126.569	126.690	127.330	127.411
Trimming and findings, excluding automobile and apparel.....	03	830361	12/06	210.241	210.241	210.241	210.241	210.241
Miscellaneous textile products/services.....	03	9	06/85	196.929	197.133	196.832	197.159	195.931
Miscellaneous textile products/services.....	03	94	09/18	134.564	134.704	134.498	134.721	133.882
Miscellaneous textile products/services.....	03	9401	09/18	134.564	134.704	134.498	134.721	133.882
Textile and fabric finishing, except broadwoven.....	03	940103	12/01	166.636	167.165	168.506	168.236	165.064
Hides, skins, leather, and related products.....	04	—		177.891	178.066	178.209	176.869	178.464
Hides and skins, incl. cattle.....	04	1		112.038	111.623	112.486	108.056	105.757
Hides and skins, incl. cattle.....	04	19	06/01	51.293	51.103	51.499	49.470	48.418
Hides, skins, and pelts, made in slaughtering plants.....	04	1901	06/01	51.293	51.103	51.499	49.470	48.418
Hides, skins, and pelts, made in slaughtering plants.....	04	190108	06/01	51.293	51.103	51.499	49.470	48.418
Leather.....	04	2		200.963	200.889	200.306	199.739	199.794
Finished and unfinished leather.....	04	27	12/97	110.168	110.128	109.808	109.497	109.528
Finished and unfinished leather.....	04	2701	12/97	110.168	110.128	109.808	109.497	109.528
Finished and unfinished leather.....	04	270102	12/03	91.899	91.865	91.599	91.339	91.365
Footwear.....	04	3		249.393	250.779	250.779	250.779	251.049
Men's nonathletic footwear.....	04	31		290.825	292.929	292.929	292.929	293.160
Men's footwear (size 6 and larger), excluding athletic.....	04	3105	12/93	202.813	204.280	204.280	204.280	204.441
Men's footwear (size 6 and larger), excluding athletic.....	04	310501	12/93	202.966	204.434	204.434	204.434	204.595
Women's nonathletic footwear.....	04	32		192.097	193.027	193.027	193.027	193.552
Women's footwear (size 4 and larger), excluding athletic.....	04	3205	12/93	150.187	150.914	150.914	150.914	151.324
Women's footwear (size 4 and larger), excluding athletic.....	04	320501	12/93	150.105	150.831	150.831	150.831	151.242
Other footwear including slippers.....	04	39	12/02	172.660	172.660	172.660	172.660	172.660
Other footwear, excluding rubber and plastic soled footwear.....	04	3901	12/02	172.660	172.660	172.660	172.660	172.660
Other footwear, excluding rubber and plastic soled footwear.....	04	390104	12/11	153.462	153.462	153.462	153.462	153.462
Other leather and related products.....	04	4		215.000	215.046	215.062	215.090	223.166
Luggage and small leather goods.....	04	41		190.941	191.019	191.045	191.314	204.033
Luggage and small leather goods.....	04	4101		190.941	191.019	191.045	191.314	204.033
Luggage (including suitcases, travel bags, backpacks, and other types).....	04	410112	12/84	143.822	143.822	143.822	144.074	163.213
Women's and children's handbags and purses.....	04	410128	06/82	196.544	196.628	196.628	196.865	196.946
Personal leather goods (excluding women's handbags and purses).....	04	410132	06/82	201.322	202.053	202.521	202.521	202.521
Leather and leather-like goods, n.e.c.....	04	45	06/85	230.489	230.489	230.489	230.186	231.285
Leather and leather-like goods, n.e.c.....	04	4501	06/85	230.489	230.489	230.489	230.186	231.285
All other leather goods.....	04	450101	06/85	256.291	256.291	256.291	255.920	257.264
Boot and shoe cut stock and findings.....	04	4501011	12/11	118.726	118.726	118.726	121.156	121.156
All other miscellaneous leather goods.....	04	4501014	12/11	156.252	156.252	156.252	155.608	156.527
Leather belts, made from purchased materials.....	04	450111	06/85	176.127	176.127	176.127	176.127	176.127
Fuels and related products and power.....	05	—		236.186	233.737	222.921	225.431	227.615
Coal.....	05	1		279.698	284.561	276.318	286.614	290.618
Coal.....	05	13		279.698	284.561	276.318	286.614	290.618
Coal.....	05	1301		279.698	284.561	276.318	286.614	290.618
Unprepared bituminous coal and lignite (utility sold).....	05	130101		176.944	169.784	173.148	172.833	175.519
Unprepared bituminous coal and lignite from surface mine (utility sold).....	05	1301011	06/08	142.352	141.021	140.954	140.841	140.155
Unprepared bituminous coal and lignite from underground mine (utility sold).....	05	1301012	12/22	107.558	99.102	103.716	103.396	107.665
Prepared bituminous coal and lignite (utility sold).....	05	130102	12/01	311.672	320.997	306.907	325.551	329.900
Prepared bituminous coal & lignite, from surface mine (utility sold).....	05	1301021	06/08	163.291	174.641	158.777	171.800	174.277
Prepared bituminous coal & lignite, from underground mine (utility sold).....	05	1301022	06/08	184.326	186.251	182.629	191.847	194.309
Coal exports.....	05	130103	12/22	96.333	95.919	95.939	96.366	96.909

See footnotes at end of table.

Table 9. Producer price indexes for commodity and service groupings and individual items, not seasonally adjusted — Continued
 [July 2023, Index base 1982=100, unless otherwise indicated]

Title	Commodity code		Other index base	Unadjusted index ¹				
	Group code	Item code		Mar. 2023	Apr. 2023 ^P	May 2023 ^P	June 2023 ^P	July 2023 ^P
Coal non-utility sold (including anthracite).....	05	130104	12/86	356.914	368.616	364.428	342.716	353.295
Gas fuels.....	05	3		119.299	101.192	92.364	88.352	102.668
Natural gas.....	05	31		88.073	68.008	66.631	65.502	72.694
Natural gas.....	05	3101		88.073	68.008	66.631	65.502	72.694
Natural gas.....	05	310105	06/96	111.624	86.194	84.449	83.018	92.133
Natural gas from the wellhead.....	05	3101051	06/09	61.147	47.133	46.371	45.262	48.999
Natural gas from processing facilities.....	05	3101052	06/09	69.274	54.048	51.681	52.937	66.878
Liquefied petroleum gas.....	05	32		161.025	156.107	129.204	118.448	147.616
Liquefied petroleum gas.....	05	3201		161.025	156.107	129.204	118.448	147.616
Isopentane and natural gasoline.....	05	320102	06/09	94.247	97.298	89.000	81.638	81.867
Propane.....	05	320104		171.652	166.832	128.806	108.816	112.176
Butane.....	05	320105		137.244	130.505	99.239	76.129	84.933
Plant condensate, ethane, gas mixtures, and other natural gas liquids...	05	320108	06/09	51.332	49.031	40.842	39.454	55.100
Electric power.....	05	4		259.535	255.555	258.907	276.347	276.676
Residential electric power.....	05	41	12/90	220.307	218.568	220.362	230.240	229.711
Residential electric power.....	05	4121	12/90	220.307	218.568	220.362	230.240	229.711
Residential electric power.....	05	412101	12/90	220.307	218.568	220.362	230.240	229.711
Residential electric power, New England.....	05	4121011	12/07	217.157	210.638	210.629	210.629	187.479
Residential electric power, Middle Atlantic.....	05	4121012	12/07	139.477	137.795	137.815	140.728	141.213
Residential electric power, East North Central.....	05	4121013	12/07	165.832	165.717	165.405	175.596	175.657
Residential electric power, West North Central.....	05	4121014	12/07	138.084	138.708	138.907	156.165	154.593
Residential electric power, South Atlantic.....	05	4121015	12/07	146.011	145.879	146.467	156.145	155.435
Residential electric power, East South Central.....	05	4121016	12/07	156.016	151.920	154.445	159.367	159.852
Residential electric power, West South Central.....	05	4121017	12/07	140.256	137.086	141.584	145.210	147.465
Residential electric power, Mountain.....	05	4121018	12/07	129.548	130.351	134.868	135.739	137.098
Residential electric power, Pacific.....	05	4121019	12/07	221.895	221.749	221.706	231.847	235.371
Commercial electric power.....	05	42		244.649	240.214	243.304	265.325	265.845
Commercial electric power.....	05	4221	12/90	214.134	210.252	212.957	232.231	232.686
Commercial electric power.....	05	422101	12/90	214.134	210.252	212.957	232.231	232.686
Commercial electric power, New England.....	05	4221011	12/07	206.073	202.547	202.090	202.090	174.378
Commercial electric power, Middle Atlantic.....	05	4221012	12/07	140.566	133.133	125.944	140.234	143.080
Commercial electric power, East North Central.....	05	4221013	12/07	146.953	146.311	146.132	163.510	163.366
Commercial electric power, West North Central.....	05	4221014	12/07	137.472	138.911	136.009	147.787	149.892
Commercial electric power, South Atlantic.....	05	4221015	12/07	127.637	125.846	125.949	130.144	128.201
Commercial electric power, East South Central.....	05	4221016	12/07	148.695	142.474	141.306	147.374	150.787
Commercial electric power, West South Central.....	05	4221017	12/07	131.331	127.142	129.449	146.042	148.732
Commercial electric power, Mountain.....	05	4221018	12/07	135.710	137.457	140.894	144.522	147.955
Commercial electric power, Pacific.....	05	4221019	12/07	193.142	191.956	210.914	243.805	249.130
Industrial electric power.....	05	43		290.643	282.063	289.781	312.474	315.257
Industrial electric power.....	05	4321	12/90	244.387	237.173	243.662	262.744	265.085
Industrial electric power.....	05	432101	12/90	244.387	237.173	243.662	262.744	265.085
Industrial electric power, New England.....	05	4321011	12/07	216.560	166.277	165.511	167.077	178.993
Industrial electric power, Middle Atlantic.....	05	4321012	12/07	153.145	141.486	141.434	140.236	139.231
Industrial electric power, East North Central.....	05	4321013	12/07	196.427	197.445	197.088	242.272	242.235
Industrial electric power, West North Central.....	05	4321014	12/07	147.930	143.942	150.260	164.600	166.367
Industrial electric power, South Atlantic.....	05	4321015	12/07	119.552	118.076	118.546	121.786	119.503
Industrial electric power, East South Central.....	05	4321016	12/07	144.269	139.143	134.559	141.699	145.573
Industrial electric power, West South Central.....	05	4321017	12/07	123.922	120.432	121.752	126.932	126.078
Industrial electric power, Mountain.....	05	4321018	12/07	169.073	167.106	181.992	170.467	180.808
Industrial electric power, Pacific.....	05	4321019	12/07	198.140	196.447	217.363	244.080	246.708
Transportation electric power.....	05	46	12/10	126.166	126.038	126.043	136.383	133.224
Transportation electric power.....	05	4621	12/10	126.166	126.038	126.043	136.383	133.224
Transportation electric power.....	05	462111	12/10	126.166	126.038	126.043	136.383	133.224
Utility natural gas.....	05	5	12/90	286.151	268.456	257.256	255.771	259.510
Residential natural gas.....	05	51	12/90	287.023	274.414	267.396	266.948	268.682
Residential natural gas.....	05	5121	12/90	287.023	274.414	267.396	266.948	268.682
Residential natural gas.....	05	512101	12/90	287.023	274.414	267.396	266.948	268.682
Residential natural gas, New England.....	05	5121011	06/12	179.362	178.601	146.246	148.911	134.951
Residential natural gas, Middle Atlantic.....	05	5121012	06/12	150.491	149.508	148.728	146.974	146.395
Residential natural gas, East North Central.....	05	5121013	06/12	155.776	139.642	135.859	136.861	139.175
Residential natural gas, West North Central.....	05	5121014	06/12	149.893	145.617	143.021	137.136	140.760
Residential natural gas, South Atlantic.....	05	5121015	06/12	128.388	127.200	130.295	130.581	134.464
Residential natural gas, East South Central.....	05	5121016	06/12	113.210	108.186	108.728	108.322	107.941
Residential natural gas, West South Central.....	05	5121017	06/12	196.968	185.771	174.796	176.150	182.319
Residential natural gas, Mountain.....	05	5121018	06/12	213.929	215.741	207.576	207.230	202.564
Residential natural gas, Pacific.....	05	5121019	06/12	174.562	159.347	157.728	159.068	163.281

See footnotes at end of table.

Table 9. Producer price indexes for commodity and service groupings and individual items, not seasonally adjusted — Continued
 [July 2023, Index base 1982=100, unless otherwise indicated]

Title	Commodity code		Other index base	Unadjusted index ¹				
	Group code	Item code		Mar. 2023	Apr. 2023 ^P	May 2023 ^P	June 2023 ^P	July 2023 ^P
Commercial natural gas.....	05	52	12/90	282.980	260.889	244.897	242.100	247.289
Commercial natural gas.....	05	5221	12/90	282.980	260.889	244.897	242.100	247.289
Commercial natural gas.....	05	522101	12/90	282.980	260.889	244.897	242.100	247.289
Commercial natural gas, New England.....	05	5221011	06/12	181.033	179.425	132.279	122.200	119.961
Commercial natural gas, Middle Atlantic.....	05	5221012	06/12	134.862	129.635	126.359	122.300	122.395
Commercial natural gas, East North Central.....	05	5221013	06/12	160.191	137.573	130.555	130.744	134.906
Commercial natural gas, West North Central.....	05	5221014	06/12	157.377	149.660	141.048	136.748	147.043
Commercial natural gas, South Atlantic.....	05	5221015	06/12	116.289	115.595	116.213	115.522	118.041
Commercial natural gas, East South Central.....	05	5221016	06/12	130.848	128.067	119.087	117.169	116.891
Commercial natural gas, West South Central.....	05	5221017	06/12	210.458	184.649	175.240	178.903	184.827
Commercial natural gas, Mountain.....	05	5221018	06/12	234.444	238.875	225.420	225.404	222.733
Commercial natural gas, Pacific.....	05	5221019	06/12	200.554	157.682	149.343	152.670	161.024
Industrial natural gas.....	05	53	12/90	228.996	207.927	199.313	196.639	205.392
Industrial natural gas.....	05	5321	12/90	228.996	207.927	199.313	196.639	205.392
Industrial natural gas.....	05	532101	12/90	228.996	207.927	199.313	196.639	205.392
Industrial natural gas, New England.....	05	5321011	09/16	188.614	187.034	132.528	122.416	116.002
Industrial natural gas, Middle Atlantic.....	05	5321012	09/16	159.052	148.266	146.171	143.180	158.901
Industrial natural gas, East North Central.....	05	5321013	06/12	156.360	113.828	102.119	104.456	113.944
Industrial natural gas, West North Central.....	05	5321014	06/12	174.355	160.347	160.809	158.055	180.124
Industrial natural gas, South Atlantic.....	05	5321015	09/16	145.945	140.218	140.202	140.010	142.357
Industrial natural gas, East South Central.....	05	5321016	09/16	125.592	114.486	112.737	109.933	109.886
Industrial natural gas, West South Central.....	05	5321017	09/16	154.794	140.375	135.617	132.509	137.379
Industrial natural gas, Mountain.....	05	5321018	09/16	171.871	173.416	179.309	179.380	177.355
Industrial natural gas, Pacific.....	05	5321019	09/16	160.701	163.303	156.613	153.519	153.965
Natural gas to electric power.....	05	54	12/90	251.812	233.375	220.646	218.919	222.967
Natural gas to electric power.....	05	5421	12/90	251.812	233.375	220.646	218.919	222.967
Natural gas to electric power.....	05	542101	12/90	251.812	233.375	220.646	218.919	222.967
Crude petroleum (domestic production).....	05	6		198.961	221.208	199.510	190.951	207.040
Crude petroleum (domestic production).....	05	61		198.961	221.208	199.510	190.951	207.040
Crude petroleum (domestic production).....	05	6101		198.961	221.208	199.510	190.951	207.040
Crude petroleum (domestic production).....	05	610102	06/84	216.697	240.926	217.295	207.972	225.495
Petroleum products, refined.....	05	7		304.612	305.831	285.291	281.201	276.435
Gasoline.....	05	71		260.843	280.259	259.907	263.239	264.828
Unleaded premium gasoline.....	05	7103		284.492	305.922	291.307	295.413	300.627
Unleaded premium gasoline.....	05	710304	06/02	322.306	346.585	330.028	334.678	340.586
Unleaded regular gasoline.....	05	7104		255.389	274.760	253.033	255.708	256.474
Unleaded regular gasoline.....	05	710404	06/02	306.882	330.158	304.050	307.265	308.185
Unleaded mid-premium gasoline.....	05	7105	12/87	429.895	474.787	434.359	450.460	449.086
Unleaded mid-premium gasoline.....	05	710504	06/02	293.991	324.691	297.044	308.054	307.115
Kerosene and jet fuels.....	05	72		307.425	269.969	238.774	242.045	249.421
Kerosene.....	05	7202		288.672	278.511	248.291	245.582	253.757
Kerosene.....	05	720201		288.685	278.524	248.302	245.593	253.769
Jet fuel.....	05	7203		309.513	270.179	238.833	242.501	249.846
Jet fuel.....	05	720301		311.893	272.257	240.670	244.366	251.768
Light fuel oils.....	05	73		381.166	362.527	339.203	319.038	295.125
Home heating oil and distillates.....	05	7302		269.765	248.529	222.677	225.935	241.025
Home heating oil and distillates.....	05	730201		269.765	248.529	222.677	225.935	241.025
No. 2 diesel fuel.....	05	7303		406.306	387.167	363.153	340.067	311.671
No. 2 diesel fuel.....	05	730302	06/85	508.594	484.638	454.578	425.680	390.135
Residual fuels (heavy fuel oils, incl. #5, #6, & other residual fuels).....	05	74		181.009	179.133	199.151	179.536	187.544
Residual fuels (heavy fuel oils, incl. #5, #6, & other residual fuels).....	05	7407	06/85	265.904	263.149	292.555	263.741	275.504
Residual fuels (heavy fuel oils, incl. #5, #6, & other residual fuels).....	05	740703	06/02	235.008	232.573	258.563	233.096	243.493
Finished lubricants.....	05	76		614.027	608.434	608.952	616.906	614.712
Lubricating and similar oils.....	05	7604	06/85	582.744	576.146	576.746	574.621	572.082
Lubricating and similar oils not from petroleum refineries.....	05	760401	06/85	564.280	557.891	558.472	556.414	553.956
Lubricating oil base stocks.....	05	78	06/09	190.255	186.518	162.759	163.943	159.106
Lubricating oil base stocks.....	05	7801	06/09	190.255	186.518	162.759	163.943	159.106
Lubricating oil base stocks.....	05	780121	06/09	190.255	186.518	162.759	163.943	159.106
Asphalt and other petroleum and coal products, n.e.c.....	05	8	12/84	489.816	379.038	331.939	353.661	359.187
Asphalt and other petroleum and coal products, n.e.c.....	05	81	12/84	489.816	379.038	331.939	353.661	359.187
Asphalt.....	05	8102	06/85	221.570	250.253	260.632	269.388	269.893
Asphalt.....	05	810212	06/85	221.570	250.253	260.632	269.388	269.893
Other petroleum and coal products, including coke oven products, n.e.c.....	05	8103	12/84	1,196.186	859.822	718.327	772.269	787.430
Other petroleum and coal products, including coke oven products, n.e.c.....	05	810319	12/84	1,196.186	859.822	718.327	772.269	787.430

See footnotes at end of table.

Table 9. Producer price indexes for commodity and service groupings and individual items, not seasonally adjusted — Continued
 [July 2023, Index base 1982=100, unless otherwise indicated]

Title	Commodity code		Other index base	Unadjusted index ¹				
	Group code	Item code		Mar. 2023	Apr. 2023 ^P	May 2023 ^P	June 2023 ^P	July 2023 ^P
Other petroleum and coal products, made in coke oven establishments.....	05	8103191	06/09	194.337	194.053	191.448	190.577	189.325
Chemicals and allied products.....	06	—		358.314	358.671	355.549	352.810	349.480
Industrial chemicals.....	06	1		328.228	329.111	323.305	320.377	313.696
Basic inorganic chemicals.....	06	13		394.788	388.578	383.604	379.184	365.331
Inorganic chemicals, other than alkalis and chlorine.....	06	1302		352.318	349.900	347.909	346.223	343.481
Aluminum compounds.....	06	130209	06/95	150.473	150.147	148.506	148.506	148.748
Inorganic acids, inc. hydrochloric, sulfuric acid, and other.....	06	13020T	12/08	121.855	123.582	119.751	118.691	118.073
Sulfuric acid.....	06	13020T1	06/87	205.142	214.055	208.230	207.736	207.736
Lime.....	06	130213		408.651	409.245	413.626	413.762	414.445
Potassium and sodium compounds, excluding bleaches, alkalis, and alum.....	06	130217	06/01	483.529	483.635	468.600	468.806	452.808
Rock salt.....	06	130271	12/84	420.170	420.170	420.849	420.849	420.849
Other inorganic chemicals, nec.....	06	130283	12/06	181.147	179.794	179.935	179.115	177.200
All other inorganic chemicals.....	06	1302833	12/08	126.069	125.865	125.994	125.242	123.828
Alkalies and chlorine, including natural sodium carbonate and sulfate.....	06	1303		586.383	565.574	549.102	534.160	477.889
Chlorine, sodium hydroxide, and other alkalis.....	06	130302	06/05	299.428	286.686	277.468	268.967	237.219
Sodium hydroxide (caustic soda).....	06	1303024	12/07	233.977	220.134	209.844	199.267	170.824
Other alkalis.....	06	1303028	12/11	181.444	179.508	178.516	179.221	164.746
Basic organic chemicals.....	06	14		318.494	320.731	314.716	312.046	306.667
Primary basic organic chemicals.....	06	1401		267.197	270.671	254.724	246.062	234.894
Aromatics.....	06	140197	06/01	265.981	259.861	267.382	246.455	296.985
Liquid refinery gases.....	06	140198	06/01	242.070	248.484	225.811	222.166	190.993
Cyclic intermediate chemicals and dyes.....	06	1402		301.749	299.669	300.257	299.307	292.854
Cyclic intermediate chemicals.....	06	140281	06/01	285.955	284.314	284.552	283.834	276.940
Synthetic organic dyes.....	06	140282	06/01	128.459	126.410	127.787	126.739	126.739
Other basic organics.....	06	1403		312.031	313.588	313.587	314.590	313.280
Ethanol (ethyl alcohol).....	06	140341		280.349	297.241	308.054	318.200	315.120
Other basic organics, n.e.c.....	06	140399	06/87	314.963	310.751	306.713	304.274	303.663
Fatty acids.....	06	1403991	12/07	229.907	215.736	206.264	204.289	210.641
Bulk pesticides and other bulk synthetic organic agricultural chemicals, excluding preparation.....	06	1403992	12/07	284.345	284.345	284.345	281.445	281.445
Industrial organic flavor oil mixtures and blends.....	06	1403993	12/08	420.987	420.987	420.987	420.987	420.987
Natural organic chemicals.....	06	1403995	12/08	155.565	152.439	152.529	152.493	151.925
Synthetic organic chemicals for use as flavor and perfume materials.....	06	1403997	12/07	133.730	133.730	184.299	184.299	184.299
Synthetic organic rubber-processing chemicals.....	06	1403998	12/07	144.827	142.684	142.225	142.493	142.273
Synthetic organic plasticizers.....	06	1403999	12/07	152.347	154.541	156.061	147.248	142.636
Other synthetic organic chemicals.....	06	140399A	12/07	114.173	109.300	104.044	103.618	101.850
Miscellaneous end use chemicals and chemical products, excluding urea.....	06	140399B	12/07	224.977	225.924	225.961	221.548	225.951
Miscellaneous cyclic and acyclic chemicals and chemical products, excluding fatty acid esters.....	06	140399C	12/07	136.078	137.327	132.898	134.129	128.768
Paints and allied products.....	06	2		405.293	405.663	407.562	407.703	404.340
Prepared paint.....	06	21		421.144	422.073	422.377	422.434	421.545
Architectural coatings.....	06	2101		509.375	509.402	509.360	509.376	509.363
Architectural coatings.....	06	210104	12/03	279.440	279.455	279.431	279.440	279.433
Exterior architectural coatings.....	06	2101041	12/12	184.964	184.991	184.948	184.964	184.951
Interior architectural coatings.....	06	2101042	12/12	153.739	153.739	153.739	153.739	153.739
OEM finishes excluding marine coatings.....	06	2102	06/83	265.630	269.179	269.020	269.144	267.358
OEM finishes excluding marine coatings.....	06	210201	06/83	265.630	269.179	269.020	269.144	267.358
Transportation finishes, except powdered and high-solids coatings... ..	06	2102011	12/12	118.257	120.621	121.628	121.897	120.225
All other product finishes for original equipment manufacturers (OEM), excluding marine coating.....	06	2102012	12/12	148.782	150.515	150.076	150.076	149.361
Special purpose coatings, incl. marine, industrial & construction coatings.....	06	2103	06/83	532.939	531.275	533.427	533.470	531.903
Special purpose coatings, incl. marine, industrial & construction coatings.....	06	210301	06/83	532.939	531.275	533.427	533.470	531.903
Paint materials.....	06	22		344.409	342.934	350.594	352.085	339.762
Paint colors.....	06	2202		285.061	283.674	290.876	292.277	280.692
All other inorganic pigments, including TiO2, chrome colors, and other white opaque pigments.....	06	22020N	09/21	125.613	126.311	129.975	130.688	124.793
Synthetic organic pigments, lakes, and toners.....	06	220298	06/87	198.642	184.302	184.302	184.302	184.302
Kaolin and ball clay.....	06	2204		282.657	282.657	282.657	282.657	282.657
Kaolin and ball clay.....	06	220407		324.060	324.060	324.060	324.060	324.060
Allied and miscellaneous paint products.....	06	23	06/83	429.879	430.312	430.107	426.214	426.214
Allied and miscellaneous paint products.....	06	2301	06/83	429.879	430.312	430.107	426.214	426.214
Allied and miscellaneous paint products.....	06	230104	12/03	243.352	243.597	243.481	241.277	241.277
Drugs and pharmaceuticals.....	06	3		663.434	664.835	664.118	663.464	665.766

See footnotes at end of table.

Table 9. Producer price indexes for commodity and service groupings and individual items, not seasonally adjusted — Continued
 [July 2023, Index base 1982=100, unless otherwise indicated]

Title	Commodity code		Other index base	Unadjusted index ¹				
	Group code	Item code		Mar. 2023	Apr. 2023 ^P	May 2023 ^P	June 2023 ^P	July 2023 ^P
Medicinal and botanical chemicals, drugs, and other products.	06	31		185.801	185.954	185.955	185.744	185.700
Medicinal and botanical chemicals, drugs, and other products.	06	3102	06/82	185.856	186.009	186.010	185.799	185.755
Synthetic organic medicinal chemicals, medicinal & botanical drugs, & other products.	06	310203	06/82	185.856	186.009	186.010	185.799	185.755
Veterinary pharmaceutical preparations.	06	34		211.805	211.805	211.805	211.805	211.805
Pharmaceuticals for veterinary use.	06	3403	12/87	210.418	210.418	210.418	210.418	210.418
Pharmaceuticals for veterinary use.	06	340303	06/01	160.482	160.482	160.482	160.482	160.482
Biological products, including diagnostics.	06	37		324.783	326.766	326.174	325.337	328.117
Biological products, excluding diagnostic, for veterinary, industrial, and all other misc. uses.	06	3717	12/04	168.258	172.211	173.851	171.082	171.082
Biological products, excluding diagnostic, for veterinary, industrial, and all other misc. uses.	06	371705	12/22	111.548	114.168	115.255	113.420	113.420
Diagnostics.	06	3718	06/09	144.405	144.667	143.291	143.568	144.734
In-vitro diagnostic substances.	06	371801		231.111	231.326	228.191	228.341	228.674
Biological products, excluding diagnostic, for human use.	06	3719	06/09	154.073	154.309	154.309	154.309	156.376
Biological products, excluding diagnostic, for human use.	06	371904	12/22	101.156	101.311	101.311	101.311	102.668
Pharmaceutical preparations.	06	38	06/01	288.970	289.165	288.906	288.798	289.321
Pharmaceuticals affecting neoplasms, the endocrine system, & metabolic diseases.	06	3801	06/01	313.973	313.973	313.774	313.774	315.920
Cancer therapy products.	06	380102	12/09	117.118	117.118	115.998	115.998	117.971
Insulin/antidiabetes products.	06	380103	12/09	315.579	315.579	315.598	315.598	316.689
Other neoplasms, endocrine system, and metabolic diseases.	06	380104	12/09	176.461	176.461	176.461	176.461	177.730
Hormones and oral contraceptives.	06	380105	12/09	226.784	226.784	226.784	226.784	226.879
Pharmaceuticals acting on the central nervous system and the sense organs.	06	3802	06/01	343.620	344.315	343.180	343.180	343.289
Analgesics.	06	380202	12/09	288.850	288.914	288.914	288.914	289.198
Analgesics, over-the-counter.	06	380202OC	06/81	265.218	265.904	265.904	265.904	268.918
Analgesics, prescription.	06	380202RX	06/81	2,489.804	2,489.804	2,489.804	2,489.804	2,489.804
Psychotherapeutics.	06	380203	12/09	203.317	203.317	203.317	203.317	203.317
Antidepressants.	06	3802031	12/09	203.832	203.832	203.832	203.832	203.832
Other psychotherapeutics, including tranquilizers.	06	3802032	12/09	209.836	209.836	209.836	209.836	209.836
Anticonvulsants.	06	380204	12/09	257.715	257.715	221.858	221.858	221.858
Other central nervous system and sense organs.	06	380205	12/09	205.462	206.142	206.142	206.142	206.142
Pharmaceuticals acting on the cardiovascular system.	06	3803	06/01	445.685	445.685	445.685	445.685	445.904
Other cardiovascular preparations.	06	380305	12/09	331.559	331.559	331.559	331.559	331.807
Pharmaceuticals acting on the respiratory system.	06	3804	06/01	230.829	230.920	230.920	230.920	231.238
Antihistamines and bronchodilators, including antiasthmatics.	06	380402	12/07	167.765	167.874	167.874	167.874	167.874
Other respiratory preparations.	06	380403	12/07	193.470	193.470	193.470	193.470	194.141
Other respiratory preparations, over-the-counter.	06	380403OC	12/07	124.060	124.060	124.060	124.060	124.060
Other respiratory preparations, prescription.	06	380403RX	12/07	211.518	211.518	211.518	211.518	213.008
Pharmaceuticals acting on the digestive or the genito-urinary systems.	06	3805	06/01	201.909	201.050	201.050	198.002	198.003
Other digestive or genito-urinary preparations.	06	380503	12/09	146.882	146.258	146.258	144.040	144.041
Other digestive or genito-urinary preparations, prescription.	06	380503RX	06/01	222.008	220.824	220.824	216.619	216.621
Pharmaceuticals acting on the skin.	06	3806	06/01	192.638	191.524	191.524	191.524	191.524
Other pharmaceutical preparations acting on the skin.	06	380603	12/09	126.554	125.733	125.733	125.733	125.733
Anti-acne preparations.	06	380606	12/09	111.783	111.783	111.783	111.783	111.783
Vitamin, nutrient, and hematinic preparations.	06	3807	06/01	147.564	148.048	148.383	148.383	148.383
Multivitamins.	06	380702	12/09	118.307	118.307	118.307	118.307	118.307
Other vitamins and nutrients.	06	380703	12/09	136.698	137.372	137.372	137.372	137.372
Pharmaceuticals affecting parasitic and infective diseases.	06	3808	06/01	277.604	277.604	277.604	277.604	278.221
Broad and medium spectrum antibiotics.	06	380802	12/09	171.403	171.403	171.403	171.403	171.403
Systemic antivirals.	06	380803	12/09	196.197	196.197	196.197	196.197	196.197
Other parasitic and infective diseases.	06	380804	12/09	212.837	212.837	212.837	212.837	213.843
Fats and oils, inedible.	06	4		346.894	336.089	322.278	323.924	346.075
Fats and oils, inedible.	06	41		346.894	336.089	322.278	323.924	346.075
Fats and oils, inedible.	06	4101		346.894	336.089	322.278	323.924	346.075
Soybean oil, processed for inedible purposes.	06	410131	06/95	203.819	197.539	189.256	189.986	206.640
Crude soybean oil, degummed, made from soybeans crushed in the same establishment.	06	4101311	12/07	91.936	90.317	89.178	86.168	89.224
Soybean oil, all other types.	06	4101312	12/07	155.765	149.812	141.014	144.745	161.706
Lard, inedible tallow, and grease, except wool grease.	06	410132	06/02	524.508	507.422	488.369	493.435	487.338
Agricultural chemicals and chemical products.	06	5		328.027	315.944	306.323	294.848	288.417
Mixed fertilizers.	06	51		281.244	275.819	273.823	271.194	268.139
Mixed fertilizers.	06	5105	06/86	296.765	291.040	288.935	286.161	282.937
Mixed fertilizers.	06	510501	06/86	296.765	291.040	288.935	286.161	282.937
Mixed fertilizers, made in plants which manufacture fertilizer materials.	06	5105011	12/09	282.667	276.485	269.496	267.117	267.117
Mixed fertilizers, dry, mixing only.	06	5105012	12/09	141.866	138.526	138.659	137.493	136.243

See footnotes at end of table.

Table 9. Producer price indexes for commodity and service groupings and individual items, not seasonally adjusted — Continued
 [July 2023, Index base 1982=100, unless otherwise indicated]

Title	Commodity code		Other index base	Unadjusted index ¹				
	Group code	Item code		Mar. 2023	Apr. 2023 ^P	May 2023 ^P	June 2023 ^P	July 2023 ^P
Mixed fertilizers, liquid, mixing only.....	06	5105013	12/09	137.294	138.637	140.124	137.674	129.982
Fertilizer materials.....	06	52		358.582	346.910	330.571	306.549	291.876
Nitrogenates.....	06	5201		422.824	394.114	365.106	317.117	301.938
Fertilizer materials of organic origin.....	06	520137	12/93	235.615	235.410	234.383	233.665	233.665
Synthetic ammonia, nitric acid, ammonium compounds, and urea.....	06	52013A	12/14	135.331	125.413	115.429	98.867	93.618
Phosphates.....	06	5202		320.823	322.622	315.981	310.590	—
Phosphoric acid, 52-54 percent APA, superphosphates and other phosphate fertilizer materials.....	06	52026A	12/14	138.893	139.671	136.796	134.462	—
Other agricultural chemicals.....	06	53		261.215	248.348	242.663	239.541	239.394
Other agricultural chemicals.....	06	5301		261.215	248.348	242.663	239.541	239.394
Lawn and garden pesticides and chemicals.....	06	530107	06/03	200.209	200.209	200.209	200.209	200.209
Household and institutional pesticides and chemicals.....	06	530108	06/03	182.869	182.869	182.869	182.869	182.818
Agricultural and commercial pesticides and chemicals.....	06	530109	06/03	174.571	165.202	161.062	158.788	158.684
Plastic resins and materials.....	06	6		284.482	289.072	285.994	280.694	272.233
Thermoplastic resins and plastics materials.....	06	62		284.307	289.322	288.139	282.457	274.740
Thermoplastic resins and plastics materials.....	06	6212	12/03	197.564	201.049	200.226	196.278	190.916
Thermoplastic resins and plastics materials.....	06	621201	12/03	197.564	201.049	200.226	196.278	190.916
Thermosetting resins and plastics materials.....	06	63		305.531	307.446	290.814	287.831	273.544
Thermosetting resins and plastics materials.....	06	6306	12/98	217.726	219.090	207.238	205.112	194.931
Thermosetting resins and plastics materials.....	06	630601	12/98	217.726	219.090	207.238	205.112	194.931
Other chemicals and allied products.....	06	7		255.480	255.820	256.413	255.832	256.120
Soaps and detergents.....	06	71		236.260	236.389	236.341	236.174	236.344
Soaps and other detergents.....	06	7104	06/83	226.917	227.040	226.994	226.835	226.998
Soaps and detergents, commercial, industrial, and institutional.....	06	710401	06/83	321.618	321.865	321.679	321.679	322.679
Commercial, industrial, and institutional hard surface cleaners.....	06	71040101	12/11	119.950	120.530	119.675	119.675	119.675
Commercial, industrial, and institutional laundry detergents.....	06	71040102	12/11	140.425	140.425	140.425	140.425	140.425
Commercial, industrial, and institutional dishwashing detergents.....	06	71040103	12/11	170.495	170.365	170.365	170.365	170.365
Commercial, industrial, and institutional metal cleaners.....	06	71040104	12/11	146.754	146.754	146.754	146.754	146.754
Dairy, farm, and food plant cleaners, sanitizers, etc.....	06	71040106	12/11	136.475	136.475	136.475	136.475	136.475
Commercial, industrial, and institutional soaps, excluding specialty cleaners.....	06	71040107	12/11	143.173	143.220	143.682	143.682	143.682
Household detergents.....	06	710402		186.192	186.341	186.464	186.510	186.959
Household alkaline detergents and cleaners.....	06	7104021	05/18	140.028	140.145	140.242	140.279	140.632
Household dry and liquid laundry detergents.....	06	7104022	05/18	116.658	116.658	116.658	116.658	116.658
Soaps, excluding specialty cleaners, household.....	06	710403	06/83	225.415	225.415	225.415	224.848	223.819
Polish and other sanitation goods.....	06	72	06/83	231.740	232.342	232.475	232.686	232.778
Polish and other sanitation goods.....	06	7201	06/83	231.740	232.342	232.475	232.686	232.778
Polishing preparations and related products.....	06	720103	06/83	297.011	297.984	297.584	299.856	299.856
Specialty cleaning and sanitation products.....	06	720105	05/17	121.308	121.784	121.942	121.940	122.025
Disinfectants, nonagricultural, industrial and institutional.....	06	7201051	05/17	157.188	157.533	157.533	157.533	157.533
Air and room fresheners.....	06	7201053	12/11	127.206	127.233	127.233	127.233	127.233
Laundry fabric softeners and rinses, liquid and dry.....	06	7201058	05/17	110.806	111.287	112.455	112.455	113.515
Other specialty cleaning and sanitation products.....	06	7201059	12/11	121.801	122.651	122.817	122.811	122.811
Cosmetics and other toilet preparations.....	06	75		187.813	188.230	189.175	189.856	189.856
Shaving preparations.....	06	7502		191.273	191.273	191.273	191.273	191.273
Shaving preparations.....	06	750206	06/99	169.237	169.237	169.237	169.237	169.237
Perfumes, toilet waters, and colognes.....	06	7503		193.786	193.786	193.786	193.786	193.786
Perfumes, toilet waters, and colognes.....	06	750306	06/99	120.866	120.866	120.866	120.866	120.866
Hair preparations (including shampoos).....	06	7504		215.606	215.607	215.607	215.607	215.606
Hair preparations (including shampoos).....	06	750407	06/99	159.586	159.586	159.586	159.586	159.586
Hair preparations incl professional, consumer, and cream/gel shampoos.....	06	75040701	12/11	141.652	141.652	141.652	141.652	141.652
Hair tonics and hair dressings incl professional and consumer use.....	06	75040702	12/11	115.068	115.070	115.070	115.070	115.068
Toothpastes, denture cleaners, and mouthwashes.....	06	7505		170.971	170.971	170.971	171.105	171.105
Denture cleaners, mouthwashes, gargles, and rinses.....	06	750504	12/11	134.514	134.514	134.514	134.671	134.671
Creams, lotions, and oils, excluding shaving, hair, and deodorant.....	06	7514	06/99	133.871	134.219	134.219	134.219	134.219
Creams, lotions, and oils, excluding shaving, hair, and deodorant.....	06	751401	06/99	133.871	134.219	134.219	134.219	134.219
Other cosmetics and toilet preparations.....	06	7515	06/99	123.331	123.805	125.291	126.334	126.334
Other cosmetics and toilet preparations.....	06	751501	06/99	123.331	123.805	125.291	126.334	126.334
Misc. chemical prod. and preparations.....	06	79		318.379	318.684	319.268	317.275	317.891
Explosives and blasting accessories.....	06	7902		285.532	283.829	281.372	282.008	281.565
Explosives and blasting accessories.....	06	790234	12/03	175.508	174.462	172.951	173.342	173.070
Industrial gases.....	06	7903		360.331	357.600	361.714	355.856	357.011
Carbon dioxide.....	06	790302		518.874	527.449	541.982	541.986	542.778
Nitrogen.....	06	790303		289.249	298.144	298.168	293.096	293.611
Oxygen.....	06	790304		564.398	574.186	597.454	591.960	591.825

See footnotes at end of table.

Table 9. Producer price indexes for commodity and service groupings and individual items, not seasonally adjusted — Continued
 [July 2023, Index base 1982=100, unless otherwise indicated]

Title	Commodity code		Other index base	Unadjusted index ¹				
	Group code	Item code		Mar. 2023	Apr. 2023 ^P	May 2023 ^P	June 2023 ^P	July 2023 ^P
Argon and hydrogen.....	06	790309	06/09	86.909	85.285	85.758	87.122	87.912
Other industrial gases (including fluorocarbon and acetylene).....	06	790312	06/09	271.477	262.473	262.649	255.555	256.788
Adhesives and sealants.....	06	7904	12/83	358.740	360.931	361.340	360.672	360.722
Synthetic resin and rubber adhesives.....	06	790402	12/83	362.995	365.212	365.719	364.619	364.700
Epoxy adhesives.....	06	7904021	12/11	157.328	158.831	159.989	159.989	159.989
Other synthetic resin and rubber adhesives.....	06	7904026	12/11	136.447	137.531	137.454	136.414	136.491
Structural sealants (load bearing).....	06	790407	12/11	117.350	117.350	117.350	117.350	117.350
Nonstructural caulking compounds and sealants.....	06	79040A	12/11	177.093	178.719	178.915	178.915	178.915
Surface active agents.....	06	7905	12/83	347.374	347.313	345.819	348.346	348.346
Textile and leather assistants and finishes.....	06	790501	12/83	236.786	236.625	232.671	228.311	—
Surfactants (bulk surface active agents).....	06	790502	12/83	382.078	382.078	382.078	388.265	388.265
Gum and wood chemicals, including wood distillation products.....	06	7906	06/84	558.731	558.916	561.815	555.846	556.772
Gum and wood chemicals, including wood distillation products.....	06	790607	12/03	364.784	364.905	366.798	362.900	363.505
Other miscellaneous chemical products.....	06	7909	06/09	267.518	268.077	268.300	265.812	266.710
Carbon black, all processes.....	06	790918	12/83	594.566	588.426	600.901	586.152	600.663
Printing ink.....	06	790919	06/84	264.732	266.216	266.343	266.377	266.076
Gravure printing inks.....	06	7909192	12/11	104.737	104.737	104.737	104.737	104.737
Lithographic and offset inks.....	06	7909193	12/11	132.739	132.739	132.739	132.739	132.739
News and nonheat web offset printing inks.....	06	79091931	12/11	142.890	142.890	142.890	142.890	142.890
Publication and commercial web inks.....	06	79091932	12/11	132.389	132.389	132.389	132.389	132.389
Sheet-fed general inks.....	06	79091933	12/11	131.592	131.592	131.592	131.592	131.592
Sheet-fed packaging inks.....	06	79091934	12/11	126.455	126.455	126.455	126.455	126.455
Flexographic printing inks.....	06	7909194	12/11	166.823	166.823	166.823	166.823	166.823
Nonimpact/digital inks.....	06	7909195	12/11	181.916	185.353	185.563	185.595	184.629
All other printing inks.....	06	7909196	12/11	119.414	119.697	119.903	120.008	120.524
Water-treating compounds.....	06	790961	06/85	224.017	229.415	230.314	216.476	217.771
Automotive chemicals.....	06	790991	06/09	114.593	114.576	114.730	114.730	113.747
All other chemical preparations, including essential oils, matches, and gelatin.....	06	790999	06/85	296.218	295.706	294.843	295.846	296.709
Rubber and plastic products.....	07	—		254.882	255.034	254.416	252.850	251.649
Rubber and rubber products.....	07	1		224.004	224.145	223.288	221.754	219.983
Synthetic rubber, inc. styrene-butadiene rubber (SBR) and ethylene propylene.....	07	11		235.949	238.666	236.186	229.498	216.729
Synthetic rubber.....	07	1102		237.176	239.907	237.414	230.692	217.856
Synthetic rubber, inc. sbr and ethylene propylene.....	07	110224	06/03	187.903	190.068	188.092	182.766	172.597
Tires, tubes, tread, & repair materials.....	07	12		196.067	196.652	196.334	195.771	195.691
Tires.....	07	1201		191.568	192.055	191.738	191.208	191.123
Pneumatic tires (including passenger, truck, bus, tractor, industrial, and other tires).....	07	12010		191.745	192.252	191.923	191.371	191.282
Passenger car pneumatic tires.....	07	120104	12/03	195.923	195.923	195.596	195.596	195.596
Truck and bus (including off-the-highway) pneumatic tires.....	07	120105		202.025	202.025	194.777	194.777	194.777
Tread rubber, tire sundries, and repair materials.....	07	1203		290.045	296.062	295.901	293.911	294.195
Tread rubber, tire sundries, and repair materials.....	07	120354	12/03	208.648	212.976	212.861	211.429	211.634
Miscellaneous rubber products.....	07	13		254.445	253.013	252.222	251.739	252.662
Rubber and plastics footwear, including athletic footwear.....	07	1301		155.366	155.366	156.023	156.023	156.110
Rubber and plastics footwear, including athletic footwear.....	07	130109	12/11	115.805	115.805	116.294	116.294	116.359
Rubber and plastic belts and belting.....	07	1303		354.958	355.468	354.092	352.126	352.297
Flat rubber and plastics belts and belting.....	07	130371	12/03	321.242	321.242	319.237	316.370	316.370
Rubber and plastics transmission belts and belting (excluding flat).....	07	130372	12/03	159.528	160.132	160.132	160.132	160.335
Rubber and plastics hose.....	07	1304		301.785	296.105	291.553	292.361	294.315
Rubber and plastics hose.....	07	130411	12/11	133.811	131.292	129.274	129.632	130.499
Industrial rubber and plastics hose without fittings.....	07	1304116	12/11	120.066	117.910	117.909	117.909	117.909
Rubber and plastics water hose (incl. fire, irrigation, etc.).....	07	1304117	12/11	183.917	168.664	158.827	158.827	153.365
Rubber and plastics hose for on- and off-highway motor vehicles.....	07	1304118	12/11	122.091	123.936	122.219	122.219	126.901
Miscellaneous rubber products, n.e.c.....	07	1306	06/83	229.033	228.038	227.835	227.330	228.159
All other industrial rubber products.....	07	130604	06/83	325.856	323.899	324.586	324.586	332.596
All other miscellaneous rubber goods.....	07	130606	06/83	247.731	247.147	246.620	246.620	246.678
Rubber compounds or mixtures for sale or interplant transfer.....	07	130612	06/83	311.497	303.709	303.709	300.212	299.214
Rubber druggist and medical sundries, excluding gloves.....	07	130616	12/03	142.325	142.325	142.325	—	—
Rubber products for mechanical use.....	07	130617	12/04	139.396	140.128	139.950	139.966	139.966
Molded rubber mechanical goods automotive.....	07	1306171	12/11	103.587	103.573	103.680	103.757	103.757
Molded rubber mechanical goods, transportation/off-highway.....	07	1306172	12/11	127.502	127.493	127.532	127.686	127.686
Other molded rubber mechanical goods (excluding tubing).....	07	1306179	12/11	145.081	149.213	147.620	147.620	147.620
Other extruded rubber mechanical goods (excl. auto)(excl. tubing).....	07	130617C	12/11	125.805	125.805	126.667	126.667	126.667
Rubber coated fabrics, garments, and footwear.....	07	130618	06/06	203.016	203.016	202.477	202.477	202.477
Plastic products.....	07	2		275.304	275.466	274.908	273.271	272.225
Plastic construction products.....	07	21		350.517	349.881	347.474	344.294	343.939

See footnotes at end of table.

Table 9. Producer price indexes for commodity and service groupings and individual items, not seasonally adjusted — Continued
 [July 2023, Index base 1982=100, unless otherwise indicated]

Title	Commodity code		Other index base	Unadjusted index ¹				
	Group code	Item code		Mar. 2023	Apr. 2023 ^P	May 2023 ^P	June 2023 ^P	July 2023 ^P
Plastics construction products.....	07	2106		350.517	349.881	347.474	344.294	343.939
Plastics pipe.....	07	210603	12/05	206.741	205.763	202.039	199.514	196.891
Plastics drain, waste, and vent pipe.....	07	2106031	12/11	156.233	153.609	149.666	148.342	145.258
Plastics water pipe.....	07	2106033	12/11	249.230	249.291	244.721	240.335	238.623
Plastics sewer, stormdrain, and water main pipe.....	07	2106038	12/17	217.992	217.431	214.850	211.350	210.910
Other plastics pipe.....	07	210603B	12/11	187.410	187.410	187.410	187.410	170.663
Plastics pipe fittings and unions.....	07	210604	12/05	326.665	324.355	318.764	316.649	313.381
Plastics plumbing fixtures.....	07	210605	12/05	167.506	167.495	166.837	166.924	167.504
Other plastics construction products.....	07	210606		293.812	293.949	294.339	291.594	293.663
Building and construction polystyrene foam products.....	07	2106061	06/08	215.348	215.348	215.348	201.208	199.340
Building & construction fabricated plastics products (excl foam, plumbing fixtures, hardware).....	07	2106063	06/08	164.688	164.775	165.025	164.823	166.355
Unsupported plastic film, sheet and other shapes.....	07	22		282.951	283.208	282.331	277.019	273.146
Unsupported plastics film, sheet, and other shapes.....	07	2205	12/82	280.395	280.649	279.780	274.516	270.677
Unsupported plastics film, sheet, and other shapes.....	07	220501	12/82	280.395	280.649	279.780	274.516	270.677
Unlaminated polyethylene film and sheet.....	07	2205011	12/11	131.712	130.539	130.367	124.984	125.974
Unlaminated vinyl and vinyl copolymer film and sheet.....	07	2205013	12/11	161.510	161.510	161.510	160.426	160.426
Miscellaneous unlaminated plastics film and sheet.....	07	2205014	12/11	115.713	115.949	115.843	112.752	112.283
Unlaminated plastics profile shapes.....	07	2205015	12/11	140.604	140.818	140.876	142.315	135.920
Laminated plastic sheets, rods, and tubes.....	07	23		269.030	268.983	270.061	270.482	270.482
Laminated plastics plates, sheet (except packaging), and shapes.....	07	2304		269.393	269.346	270.425	270.847	270.847
Laminated plastics plates, sheet (except packaging), and shapes.....	07	230401	12/82	277.302	277.253	278.364	278.798	278.798
Parts for manufacturing from plastics.....	07	26		182.912	182.143	181.326	180.943	180.770
Parts for transportation equipment.....	07	2601		172.207	172.239	171.186	170.577	170.577
Parts for transportation equipment.....	07	260105	12/82	170.800	170.832	169.788	169.184	169.184
Transportation polyurethane foam products.....	07	2601051	12/11	124.749	124.749	124.749	124.749	124.749
Transportation fabricated plastic parts (excluding foam and reinforced plastics).....	07	2601052	12/11	132.515	132.542	131.668	131.162	131.162
Other parts and components for manufacturing.....	07	2602		176.717	176.811	176.740	176.986	177.806
Other parts and components for manufacturing.....	07	260205	12/82	176.854	176.948	176.877	177.123	177.943
All other miscellaneous polyurethane foam products.....	07	2602051	12/11	119.850	119.863	119.863	119.863	119.863
Electrical & electronic fabricated plastics (excl. foam and reinforced plastics).....	07	2602052	12/11	108.664	108.878	108.743	109.905	111.452
All other polystyrene foam products incl. transportation application uses.....	07	2602053	12/11	173.999	173.999	173.999	172.161	172.161
Industrial machinery plastics products, excl foam (incl gears, bearings, bushings, cams).....	07	2602054	12/11	144.323	144.286	144.286	144.286	144.286
Foam components for furniture.....	07	2603	12/82	285.645	275.036	274.452	274.489	269.965
Foam components for furniture.....	07	260305	12/99	210.471	202.655	202.225	202.251	198.918
Other plastic products.....	07	29	12/82	298.114	301.002	301.659	301.677	298.009
Other plastics products.....	07	2901	12/82	298.114	301.002	301.659	301.677	298.009
Custom compounding of purchased resins and color concentrates.....	07	290196	12/99	198.194	201.427	201.609	201.682	196.554
All other reinforced and fiberglass plastics products.....	07	290197	12/99	242.832	243.024	244.158	244.054	245.819
Products made of foam other than polystyrene or polyurethane.....	07	290198	12/99	164.342	164.342	164.342	164.342	164.342
Plastics packaging products.....	07	2A	12/06	148.387	148.365	148.559	147.925	147.447
Plastics packaging products.....	07	2A01	12/06	148.387	148.365	148.559	147.925	147.447
Plastics packaging products.....	07	2A0101	12/06	148.387	148.365	148.559	147.925	147.447
Other plastics packaging products, excluding film, sheet, foam and bottles.....	07	2A01012	12/09	136.743	137.531	137.971	136.669	136.035
Packaging polyurethane foam products.....	07	2A01013	12/09	196.195	198.649	198.649	198.649	198.649
Plastics bottles.....	07	2A01014	12/09	131.019	129.688	130.324	130.969	130.751
Polystyrene foam food containers.....	07	2A01015	12/11	235.528	234.965	230.290	231.026	230.314
Polystyrene foam protective shipping pads, shaped cushioning, etc.....	07	2A01016	12/11	244.877	244.877	244.877	238.622	238.622
Consumer, institutional, and commercial products, n.e.c.....	07	2B	12/06	194.979	195.250	195.121	195.092	195.371
All other consumer, institutional, and commercial products.....	07	2B01	12/06	194.979	195.250	195.121	195.092	195.371
All other consumer, institutional, and commercial products.....	07	2B0101	12/06	194.979	195.250	195.121	195.092	195.371
Consumer and institutional polystyrene foam products.....	07	2B01011	12/07	231.171	230.328	227.037	225.790	227.146
Consumer and institutional polyurethane foam products.....	07	2B01013	12/07	198.038	203.956	—	—	—
Consumer/institutional/commercial fabricated plastics products.....	07	2B01015	12/07	176.511	176.732	177.108	177.273	177.373
Recyclable plastics.....	07	2C	12/11	84.823	87.258	88.582	86.976	—
Recyclable plastics.....	07	2C01	12/11	84.823	87.258	88.582	86.976	—
Recyclable plastics.....	07	2C0101	12/11	84.823	87.258	88.582	86.976	—
Lumber and wood products.....	08	—		304.732	303.331	302.596	301.085	302.085
Lumber.....	08	1		263.853	261.220	261.365	258.313	264.063
Softwood lumber.....	08	11		274.339	271.188	270.867	267.387	279.215
Softwood cut stock and dimension.....	08	1105		276.821	280.073	256.236	253.164	254.303
Softwood cut stock and dimension.....	08	110503		295.453	298.924	273.483	270.204	271.419

See footnotes at end of table.

Table 9. Producer price indexes for commodity and service groupings and individual items, not seasonally adjusted — Continued
 [July 2023, Index base 1982=100, unless otherwise indicated]

Title	Commodity code		Other index base	Unadjusted index ¹				
	Group code	Item code		Mar. 2023	Apr. 2023 ^P	May 2023 ^P	June 2023 ^P	July 2023 ^P
Softwood lumber, not edge worked.....	08	1106	12/03	140.509	138.554	139.275	137.333	144.316
Softwood lumber, not edge worked.....	08	110601	12/03	140.509	138.554	139.275	137.333	144.316
Softwood dressed lumber, less than 2 inches in nominal thickness, not edge worked.....	08	1106012	06/12	160.724	154.745	150.955	140.520	133.360
Softwood dressed 2-inch lumber, 2 inches in nominal thickness only, not edge worked.....	08	1106013	06/12	146.221	144.210	145.685	145.346	161.525
Softwood dressed lumber and timbers, more than 2 inches in nominal thickness, not edge worked.....	08	1106014	06/12	139.570	140.416	144.057	137.592	134.963
Softwood lumber, made from purchased lumber.....	08	1107	12/03	254.293	252.990	254.156	253.817	254.911
Softwood lumber, made from purchased lumber.....	08	110701	12/03	254.293	252.990	254.156	253.817	254.911
Hardwood lumber.....	08	12		259.786	257.795	258.625	256.066	253.201
Hardwood cut stock and dimension.....	08	1203		296.138	296.136	296.134	308.413	308.411
Hardwood cut stock and dimension.....	08	120311	06/84	257.652	257.650	257.648	268.331	268.329
Hardwood flooring.....	08	1204	06/84	260.423	263.522	262.148	263.770	263.641
Oak and maple hardwood flooring.....	08	120401	06/84	262.831	266.164	264.687	266.431	266.292
Hardwood flooring, other than oak and maple.....	08	120402	12/11	153.889	153.889	153.889	153.889	153.889
Hardwood lumber, not edge worked.....	08	1205	12/03	102.008	100.839	102.846	99.526	97.744
Hardwood lumber, not edge worked.....	08	120501	12/03	102.008	100.839	102.846	99.526	97.744
Millwork.....	08	2		360.139	356.762	355.788	354.766	354.358
General millwork.....	08	21		335.936	334.566	334.543	334.025	333.349
General millwork.....	08	2101		335.936	334.566	334.543	334.025	333.349
Stock wood kitchen cabinets, related cabinetwork and countertops.....	08	210102	12/12	121.676	122.062	122.910	122.401	122.401
Stock wood kitchen cabinets and related cabinetwork for permanent installation.....	08	2101021	12/09	128.433	128.971	130.152	129.444	129.444
Custom wood kitchen cabinets, bathroom vanities, and related cabinetwork.....	08	210105	12/12	147.959	148.967	148.967	148.967	149.255
Custom wood kitchen cabinets and related cabinetwork not sold direct to customer at retail.....	08	2101051	12/09	173.292	174.139	174.139	174.139	174.655
Custom wood kitchen cabinets, bathroom vanities, and related cabinet work sold at retail.....	08	2101052	12/09	141.627	143.106	143.106	143.106	143.106
Wood window units.....	08	210112	06/83	375.868	375.868	375.868	375.868	375.868
Double hung wood window units.....	08	2101121	06/13	166.527	166.527	166.527	166.527	166.527
Casement wood window units.....	08	2101122	06/13	184.848	184.848	184.848	184.848	184.848
All other wood window units, including horizontal sliding, awning and single hung.....	08	2101123	06/13	157.605	157.605	157.605	157.605	157.605
Wood sash, excluding sash shipped in window units.....	08	210122	06/83	378.806	378.806	378.806	378.806	378.806
Wood window & door frames, incl. door frames in door units, excl. window frames in window units.....	08	210132	06/83	236.577	227.972	223.115	221.791	213.565
Wood panel, flush, & molded face doors, interior & exterior, incl. doors with glazed sections.....	08	210142	06/83	362.552	353.459	352.871	352.732	352.732
Other wood doors, incl. garage, patio, bifold, cabinet, screen, storm and louver.....	08	210152	06/83	326.798	324.215	323.602	323.629	323.206
Wood moldings.....	08	210162	06/83	361.545	358.440	358.627	357.453	357.061
Mirror and picture frames and framed pictures.....	08	210175	06/02	147.291	147.291	147.291	147.291	148.882
Other wood millwork products, including stairwork, exterior millwork, and softwood flooring.....	08	210183	06/83	307.768	309.986	310.660	310.729	310.729
Prefabricated structural members.....	08	22		489.634	477.714	472.753	469.572	470.233
Prefabricated structural members.....	08	2201		489.634	477.714	472.753	469.572	470.233
Laminated veneer lumber.....	08	220107	12/03	258.205	258.205	252.369	-	-
Other engineered structural wood members, excluding trusses & laminated veneer lumber.....	08	220108	12/03	237.708	233.573	233.573	233.157	233.032
Wood trusses.....	08	220109	12/03	299.157	290.407	287.179	284.925	285.797
Plywood.....	08	3		281.919	280.396	278.084	276.170	274.928
Softwood veneer and plywood.....	08	31		320.990	320.262	319.311	314.383	312.502
Softwood veneer and plywood.....	08	3103		250.670	250.101	249.358	245.510	244.042
Softwood veneer and plywood.....	08	310303	12/05	154.864	154.512	154.053	151.676	150.769
Softwood veneer, incl. veneer backed w/ paper, cloth, or other flexible material.....	08	3103031	12/07	127.402	125.420	125.208	124.705	125.384
Softwood plywood products: rough, sanded, and specialties.....	08	3103035	12/11	186.273	187.183	186.500	182.497	180.283
Hardwood veneer and plywood.....	08	35	12/05	162.781	161.261	158.855	159.501	159.081
Hardwood veneer and plywood.....	08	3501	12/05	162.781	161.261	158.855	159.501	159.081
Hardwood veneer, including veneer backed with paper, cloth, or other flexible material.....	08	350102	12/11	141.426	141.633	136.716	137.851	138.065
Hardwood plywood.....	08	350104	12/12	159.198	156.617	157.144	156.257	154.772
Hardwood veneered panels, including two-ply veneers.....	08	350107	12/11	154.849	151.085	151.348	153.339	153.405
Other wood products.....	08	4		219.854	219.949	218.798	216.829	215.823
Wood pallets and pallet containers, wood and metal combination.....	08	41		389.587	388.404	384.788	378.601	372.950
Wood pallets and pallet containers.....	08	4101		389.587	388.404	384.788	378.601	372.950
Wood pallets and pallet containers, wood and metal combination.....	08	410101	12/09	199.491	198.886	197.034	193.866	190.973

See footnotes at end of table.

Table 9. Producer price indexes for commodity and service groupings and individual items, not seasonally adjusted — Continued
 [July 2023, Index base 1982=100, unless otherwise indicated]

Title	Commodity code		Other index base	Unadjusted index ¹				
	Group code	Item code		Mar. 2023	Apr. 2023 ^P	May 2023 ^P	June 2023 ^P	July 2023 ^P
Wood boxes.....	08	42		237.728	236.812	235.662	235.662	236.092
Wood boxes.....	08	4201		237.728	236.812	235.662	235.662	236.092
Nailed and lock-corner wood boxes.....	08	420101	06/85	212.477	212.477	212.477	212.477	212.477
Wood box and crate shook.....	08	420102	06/85	243.723	236.464	233.822	233.822	234.811
Other wood container parts and wood containers.....	08	420127	12/03	129.005	131.760	131.760	131.760	131.760
Miscellaneous wood products.....	08	49		146.686	147.541	147.558	147.377	148.494
Wood ties, siding, shingles, and shakes, and contract sawing of logs owned by others.....	08	4903	12/03	172.228	171.960	174.371	174.351	176.474
Wood ties, siding, shingles, and shakes, and contract sawing of logs owned by others.....	08	490301	12/03	172.228	171.960	174.371	174.351	176.474
Sawn wood fence stock, wood lath, and contract resawing and planing.....	08	4904	12/03	220.450	220.450	220.450	220.450	220.450
Sawn wood fence stock, wood lath, and contract resawing and planing.....	08	490401	12/03	220.450	220.450	220.450	220.450	220.450
All other miscellaneous wood products.....	08	4909	06/84	228.728	230.333	230.105	229.774	231.603
All other miscellaneous wood products.....	08	490901	06/84	228.728	230.333	230.105	229.774	231.603
Logs, bolts, timber, pulpwood and wood chips.....	08	5		270.913	269.021	268.897	269.317	268.050
Logs, bolts, timber, pulpwood and wood chips.....	08	51		270.913	269.021	268.897	269.317	268.050
Logs, bolts, timber, pulpwood and wood chips.....	08	5105	12/11	115.761	114.953	114.900	115.080	114.538
Logs, bolts, timber and pulpwood.....	08	510502	12/11	113.751	112.978	112.944	113.019	112.480
Wood chips, excluding field chips.....	08	510505	12/11	120.066	119.137	119.011	119.617	119.086
Prefabricated wood buildings & components.....	08	6	12/84	375.677	381.585	382.154	383.253	382.178
Prefabricated wood buildings & components.....	08	61	12/84	375.677	381.585	382.154	383.253	382.178
Prefabricated wood buildings and components.....	08	6101	12/84	375.677	381.585	382.154	383.253	382.178
Prefabricated stationary wood buildings, components (not sold as complete units).....	08	610101	12/84	207.259	208.068	206.825	206.438	209.052
Prefabricated stationary wood buildings, precut packages (complete units).....	08	610102	12/84	516.602	517.484	519.301	526.241	526.043
Prefabricated stationary wood buildings, shipped in panel form (complete units).....	08	610103	12/84	577.755	586.640	588.190	588.455	—
Prefabricated stationary wood buildings, shipped in three-dimensional assemblies.....	08	610104	12/84	398.590	410.206	410.581	410.581	401.705
Prefabricated stationary wood buildings, three-dimensional assemblies, residential.....	08	6101041	12/11	188.276	194.374	194.571	194.571	189.910
Prefabricated stationary wood buildings, three-dimensional assemblies, nonresidential.....	08	6101042	12/11	181.627	181.627	181.630	181.630	181.630
Treated wood and contract wood preserving.....	08	7	06/85	277.703	285.016	284.102	284.561	288.002
Treated wood and contract wood preserving.....	08	71	06/85	277.703	285.016	284.102	284.561	288.002
Treated wood.....	08	7101	06/85	283.446	291.293	290.317	290.877	294.523
Wood poles, piles, and posts owned and treated by the same establishment.....	08	710101	06/85	414.929	431.455	434.005	437.421	442.346
Other wood products owned and treated by the same establishment.....	08	710102	06/85	242.096	245.276	241.662	240.325	243.728
Contract wood preservation.....	08	7102	06/85	225.145	224.271	224.274	223.029	223.444
Receipts for treating wood owned by others w/ arsenical chemicals, creosote, & other chemicals.....	08	710201	06/85	225.145	224.271	224.274	223.029	223.444
Pulp, paper, and allied products.....	09	—		333.856	333.397	333.853	333.093	332.244
Pulp, paper, and prod., ex. bldg. paper.....	09	1		289.651	289.077	288.665	287.433	286.327
Wood pulp.....	09	11		254.684	237.568	221.366	213.666	204.244
Wood pulp.....	09	1105	06/06	176.811	164.928	153.680	148.335	141.793
Wood pulp.....	09	110501	06/06	176.811	164.928	153.680	148.335	141.793
Special alpha and dissolving wood pulp, incl. sulfite and sulfate and other wood pulp.....	09	1105012	12/11	132.406	122.626	113.162	108.538	103.785
All other miscellaneous pulp, other than wood, and pulp mill byproducts incl. turpentine.....	09	1105017	12/07	210.654	207.852	207.852	209.489	199.823
Recyclable paper.....	09	12		193.419	205.350	214.065	211.847	217.672
News and other low grade recyclable paper.....	09	1201		184.351	176.481	177.792	—	—
News and other low grade recyclable paper.....	09	120125	06/06	83.228	79.675	80.267	—	—
Corrugated recyclable paper.....	09	1203		154.409	176.162	183.670	185.431	198.098
Corrugated recyclable paper.....	09	120325	06/06	53.039	60.511	63.090	63.694	68.046
High grade recyclable paper (including pulp substitutes and deinking).....	09	1207	12/86	153.156	142.364	150.075	134.320	123.679
High grade recyclable (including pulp substitutes and deinking).....	09	120725	06/06	115.148	107.034	112.832	100.987	92.986
Paper.....	09	13		249.613	251.456	249.976	249.269	248.820
Writing and printing papers.....	09	1301		245.829	248.022	248.307	246.703	245.985
Bleached bristol, clay-coated, uncoated, and industrial converted paper.....	09	130119	12/11	131.712	133.313	133.328	132.408	132.048
Printing paper, coated at establishments other than where paper was produced.....	09	130120	12/11	131.294	131.294	131.294	—	—
Newsprint.....	09	1302		172.348	172.075	168.866	166.083	166.083
Newsprint.....	09	130291		172.348	172.075	168.866	166.083	166.083
Packaging and industrial converting paper.....	09	1303		313.585	316.322	312.373	312.762	311.878

See footnotes at end of table.

Table 9. Producer price indexes for commodity and service groupings and individual items, not seasonally adjusted — Continued
 [July 2023, Index base 1982=100, unless otherwise indicated]

Title	Commodity code		Other index base	Unadjusted index ¹				
	Group code	Item code		Mar. 2023	Apr. 2023 ^P	May 2023 ^P	June 2023 ^P	July 2023 ^P
Coated and laminated single and multi-web paper.....	09	130321	12/87	276.792	278.239	272.195	272.080	272.080
Single-web paper, rolls and sheets, including waxed, for flexible packaging uses.....	09	1303211	12/11	166.906	166.454	166.454	166.454	166.454
Multiweb laminated rolls and sheets, except foil, for flexible packaging uses.....	09	1303213	12/11	142.048	143.941	137.673	137.553	137.553
Coated and laminated single and multi-web film.....	09	130322	12/87	248.665	251.605	249.353	250.450	249.411
Single-web film, rolls, and sheets, including coextruded, for flexible packaging uses.....	09	130322A	01/19	124.635	125.614	124.990	124.627	124.181
Single-web film, rolls, and sheets for flexible packaging uses.....	09	130322A1	12/11	137.222	138.370	137.714	137.661	137.376
Coextruded single-web film, for flexible packaging uses.....	09	130322A2	12/11	132.976	133.727	132.933	131.088	129.748
All other coated and processed papers.....	09	1305	12/82	264.094	261.443	258.341	258.645	261.906
Converted foil for nonpackaging applications.....	09	130505	06/13	121.419	121.419	121.419	121.419	121.419
Other coated and processed papers, except for packaging uses.....	09	130506	06/13	125.653	124.046	122.165	122.350	124.327
Paperboard.....	09	14		348.092	345.091	344.697	343.731	340.400
Corrugated paperboard in sheets and rolls, lined and unlined.....	09	1405		338.324	331.834	329.148	334.030	329.439
Corrugated paperboard in sheets and rolls, lined and unlined.....	09	140551		338.324	331.834	329.148	334.030	329.439
Paperboard, excluding corrugated paperboard in sheets and rolls.....	09	1411	12/82	371.187	368.830	368.952	366.550	363.317
Recycled paperboard.....	09	141105	12/82	414.759	406.755	407.355	398.940	391.469
Unbleached kraft packaging and industrial converting paperboard.....	09	141107	12/99	224.031	223.181	223.181	223.006	221.010
Bleached packaging and industrial converting paperboard.....	09	141112	05/21	130.842	130.842	130.842	130.842	130.842
Converted paper and paperboard products.....	09	15		307.812	307.858	308.553	307.370	307.031
Sanitary paper products, including stock.....	09	1501		222.415	222.472	223.277	224.072	224.130
Sanitary paper products, including stock.....	09	150123	12/99	154.344	154.383	154.942	155.494	155.534
Sanitary tissue paper products, made in paper mills.....	09	1501233	12/07	136.076	136.231	137.056	136.706	136.433
Disposable diapers and similar disposable products, purchased sanitary paper stock and wadding.....	09	1501234	12/07	123.291	123.291	123.291	123.291	123.291
Sanitary tissue paper products, made from purchased sanitary paper stock or wadding.....	09	1501235	12/07	146.166	145.912	146.005	149.240	150.144
Paper, plastic, and foil bags.....	09	1502		351.634	355.233	354.884	354.813	354.970
Uncoated single-web paper grocers' bags and sacks and variety and shopping bags.....	09	150214	12/83	402.522	453.783	461.539	461.539	462.514
Specialty bags, pouches and liners.....	09	150216	12/83	283.917	284.427	283.682	283.617	283.708
Plastics, foil, and coated paper bags.....	09	1502161	12/10	155.164	154.991	154.987	155.165	155.019
Specialty bags, pouches, and liners, multiweb laminations and foil, except film-film.....	09	15021612	06/13	151.677	151.229	151.220	151.561	151.282
Single-web film specialty bags, pouches, and liners.....	09	1502162	12/10	138.784	139.100	138.691	138.634	138.711
Polyethylene grocery and variety bags and pouches.....	09	15021621	12/11	123.754	123.923	120.925	120.925	120.757
Polyethylene refuse bags.....	09	15021622	12/11	129.561	130.294	131.175	131.175	130.932
Other polyethylene bags, pouches, and liners.....	09	15021625	12/11	146.065	146.518	146.613	146.422	146.958
Coextruded single-web film specialty bags, pouches, & liners.....	09	15021626	06/13	141.366	141.366	141.366	141.366	141.366
Multiweb film/film combination specialty bags, pouches and liners.....	09	1502163	12/10	141.339	140.795	140.353	140.353	139.830
Paper boxes and containers.....	09	1503		352.667	350.972	353.025	349.104	348.071
Corrugated shipping containers.....	09	150301	06/87	340.265	335.973	335.659	329.610	328.155
Corrugated shipping containers for food and beverages and carryout boxes for retail food.....	09	1503011	12/09	165.763	163.197	163.128	162.725	162.004
Corrugated shipping containers for paper and allied products.....	09	1503012	12/09	174.510	173.329	172.539	157.186	155.849
Corrugated shipping containers for metal and electrical machinery.....	09	1503013	12/09	197.931	196.504	196.469	195.982	195.172
Corrugated shipping containers for all other end uses.....	09	1503014	12/09	173.262	170.802	170.784	169.403	168.928
Setup (rigid) paperboard boxes.....	09	150322	12/83	499.675	499.389	500.482	501.636	501.636
Folding paperboard boxes, packaging, and packaging components.....	09	150336	12/04	157.094	158.859	161.816	161.839	161.711
Folding paperboard boxes, packaging, and packaging components.....	09	15033601	12/11	143.896	145.513	148.221	148.242	148.124
Paperboard fiber drums with ends of any material.....	09	150337		535.713	533.819	535.209	535.614	535.608
Other corrugated and solid fiber products, including containers, pallets, pads, etc.....	09	1504		438.788	437.057	435.450	435.144	433.394
Other corrugated and solid fiber products, including containers, pallets, pads, etc.....	09	150441		610.230	607.823	605.588	605.161	602.729
Office supplies and accessories.....	09	1506		266.563	269.973	267.442	267.117	267.871
Envelopes.....	09	150636	12/84	253.334	254.093	254.035	251.787	252.388
Die-cut paper and paperboard office supplies.....	09	150646	12/03	280.310	280.310	280.306	280.303	280.303
Paper supplies for business machines and other misc. unprinted office supplies.....	09	150655	06/90	252.951	267.570	256.883	258.135	261.091
Tablets, pads, and related products.....	09	150657	12/11	142.493	142.493	142.493	143.721	143.721
Fiber cans, tubes, and similar fiber products.....	09	1507		485.932	491.012	491.725	491.220	492.764
Fiber cans, all fiber and composite.....	09	150731	12/09	181.608	187.554	188.691	188.879	190.687
Fiber cores and tubes.....	09	150732	12/09	189.823	189.823	189.668	189.270	189.270
Paperboard cones, reels, spools, bobbins, blocks, and all vulcanized fiber products.....	09	150733	12/09	155.856	155.856	155.856	155.856	155.856
Molded pulp goods, including egg cartons, florists pots, food trays, etc.....	09	1508	06/85	280.291	282.329	280.594	281.173	278.844
Molded pulp goods, including egg cartons, florists pots, food trays, etc.....	09	150814	06/90	243.964	245.737	244.228	244.731	242.704
Miscellaneous converted paper and paperboard products.....	09	1509	12/84	256.561	256.472	255.502	255.465	255.651
Pasted, lined, laminated, or surface-coated paperboard.....	09	150901	12/84	334.363	334.363	334.363	334.363	334.363

See footnotes at end of table.

Table 9. Producer price indexes for commodity and service groupings and individual items, not seasonally adjusted — Continued
 [July 2023, Index base 1982=100, unless otherwise indicated]

Title	Commodity code		Other index base	Unadjusted index ¹				
	Group code	Item code		Mar. 2023	Apr. 2023 ^P	May 2023 ^P	June 2023 ^P	July 2023 ^P
Wallcoverings.....	09	150902	06/85	191.908	191.908	191.908	191.908	191.908
Other sanitary paper products & misc. converted paper & paperboard products.....	09	150999	12/84	253.399	253.288	252.084	252.038	252.269
Miscellaneous converted paper and paperboard products.....	09	1509992	06/10	157.494	157.390	156.261	156.218	156.434
Pressure-sensitive products.....	09	16	12/82	248.251	245.623	246.658	247.519	245.710
Pressure-sensitive products.....	09	1601	12/82	248.251	245.623	246.658	247.519	245.710
Pressure-sensitive products.....	09	160101	12/82	247.743	245.120	246.153	247.012	245.207
Building paper & building board mill prods.....	09	2		289.741	295.759	313.747	321.337	321.326
Hardboard, particleboard & fiberboard prods.....	09	22		273.335	279.012	295.981	303.142	303.132
Particleboard and fiberboard.....	09	2201		280.479	286.581	304.906	312.595	312.584
Particleboard made from particleboard produced at the same location...	09	220125	12/82	377.933	374.863	370.293	372.950	372.838
Prefinished particleboard and medium density fiberboard (MDF) made from purchased materials.....	09	220141	12/02	284.975	270.077	260.163	260.217	260.217
Hardboard products.....	09	2202	06/84	242.262	242.142	240.242	240.242	240.242
Hardboard products.....	09	220206	12/11	184.685	184.594	183.145	183.145	183.145
Publications, printed matter and printing material.....	09	4	06/09	142.673	142.389	142.768	142.782	142.862
Books printing.....	09	44	12/83	279.313	281.451	280.732	280.631	282.701
Books printing.....	09	4401	12/83	279.313	281.451	280.732	280.631	282.701
Books printing.....	09	440114	06/05	177.743	179.104	178.646	178.582	179.899
Textbook printing and binding.....	09	4401141	12/11	162.579	162.579	161.058	161.052	161.052
Technical, scientific, & professional book printing & binding.....	09	4401143	12/11	151.300	151.573	150.998	150.992	148.475
Religious book printing and binding.....	09	4401145	12/11	165.137	166.080	165.474	165.424	166.120
General book (trade, etc.) printing and binding.....	09	4401147	12/11	217.831	221.698	221.698	221.521	226.094
Other book and pamphlet printing and binding.....	09	440114E	12/11	118.337	118.337	118.283	118.282	118.282
Manifold business forms printing.....	09	45	12/83	422.097	422.097	422.097	422.097	422.097
Manifold business forms printing.....	09	4501	12/83	422.097	422.097	422.097	422.097	422.097
Manifold business forms printing, excluding checkbooks.....	09	450105	09/18	114.289	114.289	114.289	114.289	114.289
Commercial printing.....	09	47	06/82	231.649	231.009	231.774	231.774	231.831
Magazine and periodical printing.....	09	4701	06/82	172.929	171.428	171.428	171.428	170.637
Magazine and periodical printing (lithographic).....	09	470102	06/82	184.031	182.433	182.433	182.433	181.591
Label and wrapper printing for packaging.....	09	4702	06/82	260.733	259.357	259.152	259.152	259.152
Label and wrapper printing (lithographic).....	09	470202	06/82	179.928	176.277	176.277	176.277	176.277
Label and wrapper printing (flexographic).....	09	470205	12/08	162.776	162.776	163.015	163.015	163.015
Catalog and directory printing.....	09	4703	06/82	160.552	159.138	159.138	159.138	158.881
Catalog and directory printing (lithographic).....	09	470302	06/82	174.766	173.227	173.227	173.227	172.947
Advertising printing.....	09	4705	06/82	187.686	187.100	187.183	187.183	187.585
Advertising printing (lithographic).....	09	470506	06/82	184.305	183.896	183.979	183.979	184.382
Other general job printing.....	09	4706	06/82	298.349	298.480	305.446	305.446	305.016
Quick printing.....	09	470604	12/08	125.788	125.788	125.788	125.788	125.788
Other commercial and general job printing.....	09	470609	06/82	299.545	299.697	307.803	307.803	307.303
Other commercial and general job printing (lithographic).....	09	4706091	06/09	135.602	135.677	139.668	139.668	139.422
All other commercial and general job printing.....	09	4706094	09/18	128.850	128.850	128.850	128.850	128.850
Other commercial printing, incl. screen, engraving, digital, & general job exc. labels/wrappers.....	09	4711	12/88	199.462	199.144	199.166	199.166	199.432
Commercial screen printing, excluding on garments, apparel accessories, & other fabric articles.....	09	471101	06/82	183.197	183.197	183.197	183.197	183.197
Screen printing (excluding on textiles, apparel, apparel accessories, and labels).....	09	4711012	06/09	130.419	130.419	130.419	130.419	130.419
Other commercial and general job screen printing.....	09	47110123	06/10	130.187	130.187	130.187	130.187	130.187
Digital printing.....	09	471103	12/88	152.165	151.848	151.870	151.870	152.127
Blankbooks, binders, and bookbinding work.....	09	48	06/85	340.400	339.954	339.467	340.507	339.692
Tradebinding and related work.....	09	4802	12/85	217.576	217.114	216.608	217.687	216.842
Miscellaneous binding and postpress work, incl. collating, perforating, folding, gluing, etc.....	09	480203	12/11	135.806	135.484	135.133	135.045	133.810
Softcover, pamphlet, sample book, and other binding of books and materials printed elsewhere.....	09	480204	12/11	144.162	143.800	143.177	145.409	145.722
Services for the printing trade.....	09	49	06/85	112.772	112.772	112.772	112.772	112.772
Prepress services, including platemaking.....	09	4905	12/03	100.601	100.601	100.601	100.601	100.601
Prepress services, excl. platemaking (incl. film, assembled flats, color sep., typesetting, etc.).....	09	490501	12/03	98.838	98.838	98.838	98.838	—
Printing plates and cylinders, prepared for printing (excl. blank plates and blank cylinders).....	09	490502	12/03	107.956	107.956	107.956	107.956	—
Metals and metal products.....	10	—		314.568	316.997	318.645	315.044	307.693
Iron and steel.....	10	1		340.753	347.673	355.397	347.023	325.943
Iron ores.....	10	11		217.959	220.056	206.001	206.577	205.071
Iron ores.....	10	1105	12/97	229.046	231.250	216.480	217.086	215.503
Iron ores.....	10	110555	12/97	229.046	231.250	216.480	217.086	215.503

See footnotes at end of table.

Table 9. Producer price indexes for commodity and service groupings and individual items, not seasonally adjusted — Continued
 [July 2023, Index base 1982=100, unless otherwise indicated]

Title	Commodity code		Other index base	Unadjusted index ¹				
	Group code	Item code		Mar. 2023	Apr. 2023 ^P	May 2023 ^P	June 2023 ^P	July 2023 ^P
Iron and steel scrap.....	10	12		664.400	648.999	610.157	539.577	519.409
Carbon steel scrap.....	10	1211	12/86	617.606	604.883	566.521	500.501	478.970
Heavy melting scrap.....	10	121191	06/96	348.469	342.480	309.432	280.762	280.928
Carbon steel scrap bundles.....	10	121192	06/96	348.557	354.337	341.589	304.000	288.758
Shredded carbon steel scrap.....	10	121193	06/96	300.234	294.950	287.213	248.063	—
Cut plate and structural scrap.....	10	121194	06/96	343.878	332.926	303.099	281.174	281.174
Other carbon steel scrap.....	10	121195	06/96	279.196	253.979	195.967	—	—
Stainless and other alloy steel scrap.....	10	1212	12/86	463.253	459.028	456.831	403.168	425.898
Stainless and other alloy steel scrap.....	10	121208	06/96	300.136	297.399	295.975	261.208	275.935
Cast iron scrap.....	10	1213	12/86	361.341	332.604	308.251	274.583	266.963
Cast iron scrap.....	10	121308	06/96	281.315	258.942	239.983	213.771	207.839
Other ferrous scrap.....	10	1215	06/06	146.648	133.334	127.746	117.614	—
Other ferrous scrap.....	10	121501	06/06	146.648	133.334	127.746	117.614	—
Foundry and forge shop products.....	10	15		280.447	283.107	282.131	281.360	278.270
Pressure and soil pipe & fittings, cast iron.....	10	1502		588.930	591.049	590.734	590.734	594.563
Pressure pipe & fittings, cast iron.....	10	15021	12/11	142.233	143.076	142.951	142.951	144.474
Pressure pipe & fittings, ductile iron.....	10	150211		421.016	423.385	423.385	423.385	428.689
Other gray and ductile iron castings.....	10	1504		268.733	270.838	270.594	270.271	270.378
Ductile iron castings (excluding pressure pipe & fittings).....	10	150413	12/03	193.199	194.299	194.583	194.595	193.589
Ductile iron castings for automotive uses.....	10	1504131	06/12	112.259	112.422	112.486	112.584	111.949
Ductile iron castings for all other uses.....	10	1504132	06/12	141.279	142.435	142.717	142.658	141.960
Gray iron castings (excluding soil & pressure pipe & fittings).....	10	150419	12/11	137.943	139.461	138.863	138.445	139.611
Steel investment castings.....	10	1506		323.917	324.047	324.047	324.047	315.007
Steel investment castings.....	10	150624	12/03	184.901	184.976	184.976	184.976	179.816
Carbon steel castings, except investment.....	10	1507		286.547	290.296	290.233	290.814	290.483
Carbon steel castings, except investment.....	10	150701	12/03	193.954	196.491	196.448	196.842	196.617
High alloy steel castings, excluding investment.....	10	1508		395.791	395.791	395.587	395.587	395.587
High alloy steel castings, excluding investment.....	10	150801	12/03	290.742	290.742	290.591	290.591	290.591
Other alloy steel castings, except investment.....	10	1509		266.016	268.425	268.932	271.052	271.052
Other alloy steel castings, except investment.....	10	150901	12/03	190.556	192.282	192.645	194.163	194.163
Other forge shop products.....	10	1513	06/82	205.583	209.587	207.484	205.677	201.216
Closed die forgings, ferrous.....	10	151359	06/98	149.868	153.783	152.613	151.126	146.709
Hot impression die impact, press and upset steel forgings.....	10	15135912	12/17	122.307	125.819	124.769	123.707	120.091
Hot impression die impact, press, and upset carbon steel forgings.....	10	151359121	12/17	111.568	—	—	—	111.233
Hot impression die impact, press, & upset alloy steel forgings, except stainless and high temp.....	10	151359122	12/17	128.679	130.766	128.141	125.689	123.987
Steel mill products.....	10	17		318.190	329.699	347.386	345.905	319.505
Semifinished steel mill products.....	10	1702	06/82	446.427	456.814	461.285	459.881	453.436
Hot rolled steel bars, plates, and structural shapes.....	10	1704	06/82	294.133	298.216	305.393	303.550	297.217
Hot rolled steel bars, plates, & structural shapes, alloy.....	10	170406	12/10	140.527	147.470	147.437	145.991	144.023
Hot rolled steel bars, plates, and structural shapes, carbon.....	10	170410	12/17	169.344	171.487	176.024	174.985	171.066
Steel wire.....	10	1705	06/82	411.520	417.201	411.929	407.659	397.491
Steel wire, carbon.....	10	170501	12/03	363.381	365.428	367.238	364.997	356.585
Steel wire, stainless steel.....	10	170502	12/10	195.105	195.105	177.903	175.344	175.300
Steel pipe and tube.....	10	1706	06/82	427.745	425.752	428.310	407.478	395.910
Steel pipe and tube, carbon.....	10	170652	12/17	180.602	180.222	184.117	173.496	168.177
Steel pipe and tube, stainless steel.....	10	170674	12/10	154.371	154.883	151.329	149.773	148.257
Cold rolled steel sheet and strip.....	10	1707	06/82	339.953	377.689	396.966	409.487	396.537
Cold rolled steel sheet and strip.....	10	170710	06/82	339.953	377.689	396.966	409.487	396.537
Cold finished steel bars and bar shapes.....	10	1708	06/82	293.904	280.076	285.451	280.959	279.950
Cold finished steel bars and bar shapes.....	10	170810	12/17	153.417	146.199	149.005	146.660	146.133
Electrometallurgical ferroalloy products.....	10	1712	12/17	145.156	146.732	145.878	139.488	137.428
Electrometallurgical ferroalloy products.....	10	171201	12/17	145.156	146.732	145.878	139.488	137.428
Nonferrous metals.....	10	2		335.171	334.954	333.542	327.429	322.077
Nonferrous metal ores.....	10	21	12/83	559.733	563.295	555.438	542.676	518.042
Other metal ores.....	10	2112	12/03	2,699.193	2,774.482	2,693.476	2,383.984	2,139.065
Other metal ores.....	10	211201	12/03	2,699.193	2,774.482	2,693.476	2,383.984	2,139.065
Primary nonferrous metals.....	10	22		236.448	238.684	245.748	245.230	250.284
Primary nonferrous metals.....	10	2201		242.279	244.570	251.809	251.277	256.457
Copper cathode and refined copper.....	10	220131	12/96	240.593	—	—	—	—
Other nonferrous metals, unalloyed.....	10	220181	06/88	347.287	353.854	371.566	—	—
Nonferrous scrap.....	10	23		460.253	459.590	460.441	444.378	429.900
Copper base scrap.....	10	2301		624.212	622.432	600.845	604.517	606.549
No. 1 copper scrap, including wire.....	10	230101	12/86	518.611	511.708	495.118	498.933	498.931
No. 2 copper scrap, including wire.....	10	230102	12/86	845.301	849.694	814.389	813.808	829.150
Yellow brass scrap.....	10	230103	12/86	682.506	696.301	671.780	676.706	676.706
Aluminum base scrap.....	10	2302		248.700	247.480	242.466	238.957	227.741

See footnotes at end of table.

Table 9. Producer price indexes for commodity and service groupings and individual items, not seasonally adjusted — Continued
 [July 2023, Index base 1982=100, unless otherwise indicated]

Title	Commodity code		Other index base	Unadjusted index ¹				
	Group code	Item code		Mar. 2023	Apr. 2023 ^P	May 2023 ^P	June 2023 ^P	July 2023 ^P
Used beverage can scrap.....	10	230205	12/86	221.299	212.334	201.996	193.729	185.608
Other old aluminum base scrap.....	10	230206	12/86	—	191.887	—	—	—
Other nonferrous scrap (including lead, zinc and precious metals).....	10	2303		471.818	473.452	502.560	456.345	430.815
Other nonferrous scrap (including lead, zinc and precious metals).....	10	230309	06/06	201.783	202.482	214.931	195.166	184.248
Secondary nonferrous metals.....	10	24		330.920	329.565	327.541	318.600	314.670
Secondary aluminum.....	10	2402		295.895	289.348	287.279	283.151	277.154
Secondary aluminum.....	10	240229	06/97	184.148	180.073	178.785	176.216	172.485
Secondary copper, alloyed and unalloyed.....	10	2403		691.971	706.054	708.450	699.006	716.922
Secondary copper, alloyed and unalloyed.....	10	240339	06/97	453.428	462.656	464.226	458.038	469.778
Secondary precious metals.....	10	2406		390.119	409.526	412.762	400.261	394.485
Secondary precious metals.....	10	240669	06/97	462.576	485.588	489.425	474.602	467.754
All other miscellaneous secondary nonferrous metals, including lead and zinc.....	10	2408	06/11	105.606	102.684	100.013	93.066	92.531
All other miscellaneous secondary nonferrous metals, including lead and zinc.....	10	240801	06/11	105.606	102.684	100.013	93.066	92.531
Nonferrous mill shapes.....	10	25		277.254	274.137	273.265	270.304	267.416
Aluminum mill shapes.....	10	2501		240.372	235.988	236.986	234.731	231.484
Aluminum sheet and strip.....	10	250105	12/03	146.807	143.401	144.993	142.821	139.404
Extruded aluminum shapes, including rod, bar, and wire.....	10	250162	12/04	168.568	165.168	165.275	163.918	161.978
Copper and brass mill shapes.....	10	2502		601.153	595.904	582.577	571.262	570.959
Copper and copper alloy sheet, strip and plate.....	10	250237	12/03	307.098	306.323	302.214	302.230	302.356
Copper and copper alloy rod, bar and shapes.....	10	250238	12/03	358.743	355.377	346.370	339.725	340.347
Copper and copper alloy pipe and tube.....	10	250239	06/04	376.886	372.131	363.407	349.937	347.560
Nickel and nickel-base alloy mill shapes.....	10	2504		229.346	237.847	234.497	233.373	221.673
Nickel and nickel-base alloy mill shapes.....	10	250466	12/03	166.645	172.822	170.388	169.571	161.070
Titanium and titanium-base alloy mill shapes.....	10	2505		208.055	208.772	207.932	207.932	207.932
Titanium and titanium-base alloy mill shapes.....	10	250505	12/03	185.074	185.711	184.964	184.964	184.964
Other nonferrous mill shapes.....	10	2519		257.745	257.817	264.379	264.632	263.238
All other nonferrous metal mill shapes, except precious metal.....	10	251935	12/03	238.761	236.065	244.567	244.895	243.089
Nonferrous wire and cable.....	10	26		361.192	361.045	354.639	348.488	349.134
Nonferrous wire and cable.....	10	2603	12/82	370.492	370.341	363.770	357.460	358.123
Electronic wire and cable.....	10	260301	12/82	329.533	330.018	329.443	319.817	319.520
Copper wire and cable.....	10	260314	12/86	404.161	401.438	388.467	377.989	376.780
Power wire and cable.....	10	260332	06/04	403.840	406.272	405.338	408.616	421.298
Fiber optic cable.....	10	260333	12/88	69.626	70.259	70.469	70.469	70.469
Other wire and cable.....	10	260398	06/04	214.572	214.522	216.987	215.170	213.686
Nonferrous forge shop products.....	10	27	12/83	208.762	209.359	211.942	211.934	213.250
Nonferrous forge shop products.....	10	2701	12/83	208.762	209.359	211.942	211.934	213.250
Nonferrous forge shop products.....	10	270111	12/83	209.755	210.354	212.950	212.942	214.265
Hot impression die, impact, press and upset aluminum and other nonferrous forgings.....	10	2701111	12/07	124.130	124.521	126.217	126.212	127.075
Hot impression die, impact, press and upset aluminum and aluminum alloy forgings.....	10	27011111	12/07	130.738	131.516	131.514	131.504	131.522
Hot impression die, impact, press and upset titanium and titanium alloy forgings.....	10	27011112	12/07	115.035	115.035	118.836	118.836	120.568
Other nonferrous hot impression die impact, press, and upset forgings.....	10	27011113	12/07	129.538	129.538	129.538	129.538	130.996
Nonferrous foundry shop products.....	10	28		274.726	278.972	278.913	277.794	277.335
Aluminum castings.....	10	2802		232.769	233.297	233.402	233.273	233.044
Aluminum die-castings.....	10	280207	06/83	196.439	197.422	196.912	196.641	196.327
Aluminum castings, excluding die-castings.....	10	280208	05/18	132.863	132.540	133.296	133.410	133.421
Castings, nonferrous (except aluminum).....	10	2807	12/11	140.275	146.187	145.967	144.354	143.916
Castings, nonferrous (except aluminum).....	10	280701	12/11	140.275	146.187	145.967	144.354	143.916
Nonferrous die-castings (except aluminum).....	10	2807011	12/11	139.039	138.476	137.828	136.366	136.065
Copper base castings (excluding die-castings).....	10	2807013	12/11	137.672	137.305	137.349	134.469	133.592
Metal containers.....	10	3		230.631	231.090	231.722	231.285	228.383
Metal cans and can components.....	10	31		208.491	208.963	208.956	208.556	205.148
Steel cans and tinware end products.....	10	3102		324.107	324.107	324.107	324.107	324.107
Steel cans and tinware end products.....	10	310231	12/01	254.064	254.064	254.064	254.064	254.064
Aluminum cans and can components.....	10	3103		148.473	149.032	149.024	148.550	144.517
Aluminum cans and can components.....	10	310331	12/01	175.164	175.822	175.813	175.254	170.496
Barrels, drums, pails and other metal containers.....	10	32		438.716	439.052	445.710	444.935	446.821
Barrels, drums, pails and other metal containers.....	10	3201		438.716	439.052	445.710	444.935	446.821
Steel shipping barrels and drums (excl. beer barrels) (more than 12-gallon capacity).....	10	320106	12/11	158.323	158.785	166.922	165.851	168.448
All other metal containers.....	10	320107	12/11	184.436	184.436	184.436	184.439	184.439
Hardware.....	10	4		286.034	286.148	286.190	286.746	286.954

See footnotes at end of table.

Table 9. Producer price indexes for commodity and service groupings and individual items, not seasonally adjusted — Continued
 [July 2023, Index base 1982=100, unless otherwise indicated]

Title	Commodity code		Other index base	Unadjusted index ¹				
	Group code	Item code		Mar. 2023	Apr. 2023 ^P	May 2023 ^P	June 2023 ^P	July 2023 ^P
Hardware, n.e.c.....	10	41		289.270	288.003	287.924	287.789	287.979
Builders' hardware.....	10	4101		336.129	336.476	336.476	336.476	336.476
Builders' hardware (lock units, key blanks, door & window hardware, cabinet hardware, etc.).....	10	410104	06/07	169.389	169.563	169.563	169.563	169.563
Transportation equipment hardware.....	10	4103		204.699	203.002	203.002	203.002	203.393
Motor vehicle hardware.....	10	410311	06/85	169.530	169.768	169.768	169.768	169.768
Other transportation equipment hardware, incl. marine & aircraft (excl. motor vehicle hardware).....	10	410341	06/85	—	609.551	609.551	609.551	615.499
Furniture hardware.....	10	4104		324.147	323.384	321.967	320.330	320.330
Furniture hardware.....	10	410411	06/85	289.584	288.903	287.636	286.174	286.174
Other miscellaneous hardware.....	10	4105	06/85	469.878	459.836	459.670	458.752	458.996
Other miscellaneous hardware.....	10	410502	12/03	332.449	325.344	325.227	324.578	324.750
Hand and edge tools.....	10	42		288.356	291.353	291.647	293.662	293.912
Hand and edge tools.....	10	4201		288.356	291.353	291.647	293.662	293.912
Mechanics hand service tools.....	10	420135	06/06	144.852	145.240	145.921	145.802	146.380
Edge tools, hand operated.....	10	420145	06/06	168.144	176.311	176.311	176.311	176.311
All other misc handtools, including cutting dies, machine & power-driven (except metal cutting).....	10	420155	06/06	149.382	150.111	150.111	150.111	150.111
Plumbing fixtures and fittings.....	10	5		335.139	333.541	335.272	334.907	335.476
Plumbing fixture fittings and trim.....	10	54		394.728	394.728	395.136	395.136	395.136
Plumbing fixtures, fittings, and trim.....	10	5402		394.563	394.563	394.971	394.971	394.971
Lavatory and sink fittings.....	10	540218	06/98	203.488	203.488	204.550	204.550	204.550
Miscellaneous plumbing fixtures, fittings, and trim.....	10	540223	06/83	397.862	397.862	397.862	397.862	397.862
Enameled iron & metal sanitary ware.....	10	56	12/86	290.084	279.447	289.214	286.796	290.568
Enameled iron and metal sanitary ware.....	10	5601	12/86	290.084	279.447	289.214	286.796	290.568
Enameled iron and metal sanitary ware.....	10	560102	12/03	207.011	199.420	206.390	204.665	207.356
Heating equipment.....	10	6		388.326	389.767	388.295	389.499	390.333
Steam and hot water equipment.....	10	61		423.877	428.506	428.506	428.506	428.506
Steam and hot water equipment.....	10	6101		423.877	428.506	428.506	428.506	428.506
Cast iron heating boilers, radiators and convectors.....	10	610106	06/99	289.688	289.688	289.688	289.688	289.688
Furnaces and heaters, including parts.....	10	62		298.809	300.259	297.419	299.462	301.234
Furnaces and heaters, including parts.....	10	6201		298.809	300.259	297.419	299.462	301.234
Furnaces and heaters, including parts.....	10	620146	12/03	197.510	198.469	196.592	197.942	199.114
Warm air furnaces, including parts.....	10	6201461	12/09	174.361	175.541	173.230	174.893	175.368
Warm air furnaces.....	10	62014611	12/09	171.212	172.417	170.057	171.755	172.240
Floor and wall furnaces, unit heaters, infrared heaters, & mechanical stokers, including parts.....	10	6201462	12/09	153.556	153.556	153.556	153.556	155.715
Other heating equipment, non-electric, including parts.....	10	63		367.365	368.621	368.504	369.219	368.913
Other heating equipment, non-electric, including parts.....	10	6301		367.365	368.621	368.504	369.219	368.913
Other heating equipment, non-electric, including parts.....	10	630161	06/99	228.032	228.812	228.739	229.183	228.993
Domestic heating stoves.....	10	64		276.239	276.239	276.239	276.239	276.239
Domestic heating stoves.....	10	6401		276.239	276.239	276.239	276.239	276.239
Domestic heating stoves.....	10	640141	06/99	217.515	217.515	217.515	217.515	217.515
Domestic water heaters.....	10	66		570.609	570.610	570.610	570.610	570.610
Domestic water heaters.....	10	6601		570.609	570.610	570.610	570.610	570.610
Household water heaters, electric, for permanent installation.....	10	660101		564.318	564.318	564.318	564.318	564.318
Household water heaters, except electric.....	10	660114	12/00	347.672	347.673	347.673	347.673	347.673
Fabricated structural metal products.....	10	7		365.356	367.865	366.561	366.319	365.324
Metal doors, sash, and trim.....	10	71		429.205	431.437	431.429	430.892	430.618
Metal doors and frames (except storm).....	10	7102	06/83	404.040	407.196	407.185	406.855	406.623
Metal doors and frames (except storm).....	10	710209	06/07	209.606	211.243	211.238	211.066	210.946
Metal windows (except storm sash).....	10	7103	06/83	406.220	406.220	406.220	404.795	404.170
Metal windows (except storm sash).....	10	710313	06/97	277.331	277.331	277.331	276.357	275.931
Metal molding and trim and store fronts.....	10	7104	06/83	1,057.012	1,057.012	1,056.979	1,055.711	1,055.672
Metal molding and trim and store fronts.....	10	710413	06/83	1,057.012	1,057.012	1,056.979	1,055.711	1,055.672
Metal combination screen, storm sash, and storm doors.....	10	7105	06/83	259.936	259.937	259.937	259.937	259.937
Metal combination screen, storm sash, and storm doors.....	10	710515	06/83	259.936	259.937	259.937	259.937	259.937
Metal window and door screens (except combination screens) and metal weather strip.....	10	7107	05/16	154.147	154.147	154.147	154.042	154.042
Metal window and door screens (except combination screens) and metal weather strip.....	10	710717	05/16	154.147	154.147	154.147	154.042	154.042
Metal tanks.....	10	72		320.666	324.170	324.589	324.920	324.913
Metal tanks.....	10	7201		320.666	324.170	324.589	324.920	324.913
Metal tanks, heavy gauge, including field-erected.....	10	720123		320.666	324.170	324.589	324.920	324.913
Sheet metal products.....	10	73		314.140	316.669	315.223	319.595	320.550
Sheet metal products.....	10	7301		314.140	316.669	315.223	319.595	320.550

See footnotes at end of table.

Table 9. Producer price indexes for commodity and service groupings and individual items, not seasonally adjusted — Continued
 [July 2023, Index base 1982=100, unless otherwise indicated]

Title	Commodity code		Other index base	Unadjusted index ¹				
	Group code	Item code		Mar. 2023	Apr. 2023 ^P	May 2023 ^P	June 2023 ^P	July 2023 ^P
Sheet metal air-conditioning ducts and stove pipe.....	10	730120	12/03	292.277	292.277	292.277	291.223	291.223
Sheet metal roofing and roof drainage equipment.....	10	730170	12/03	243.246	242.727	243.502	251.477	251.903
Sheet metal electronic enclosures.....	10	7301C	06/11	140.599	148.989	145.572	145.887	146.194
Steel sheet metal computer & peripheral equipment enclosures.....	10	7301C1	06/11	122.788	140.379	133.244	133.793	133.828
Aluminum sheet metal computer & peripheral equipment enclosures.....	10	7301C2	06/11	167.732	167.718	167.718	167.595	167.595
Other sheet metal electronic enclosures (excl. computers).....	10	7301C3	06/11	139.433	139.375	139.369	139.520	140.175
Other sheet metal work.....	10	7301G	06/11	137.145	137.134	137.308	139.537	139.716
Aluminum and other sheet metal work.....	10	7301G3	06/11	130.136	130.119	130.411	131.126	131.427
Structural, architectural, and pre-engineered metal products.....	10	74		364.971	368.222	366.211	363.152	359.633
Fabricated structural metal.....	10	7405		368.549	370.894	369.185	366.869	362.682
Fabricated structural metal bar joists and concrete reinforcing bars.....	10	74051		364.557	365.699	365.024	359.298	353.742
Fabricated structural iron & steel for industrial bldgs metal bar joists, short span.....	10	740510	06/11	168.294	168.294	167.991	167.991	167.003
Fabricated structural iron & steel for commercial, residential, institutional, & public bldgs.....	10	740514	06/11	213.644	214.479	214.081	209.890	206.136
Other fabricated structural metal, including for bridges.....	10	74055	06/82	367.739	371.070	368.510	369.084	366.094
Fabricated structural metal for bridges.....	10	740553	12/07	159.685	170.631	162.394	165.775	155.242
Other fabricated structural iron and steel, aluminum, and other metals.....	10	740554	12/07	173.850	174.491	173.981	173.945	173.439
Custom roll form products.....	10	7407		223.605	231.987	226.779	220.716	215.907
Custom roll form products.....	10	740775	06/90	211.107	219.021	214.104	208.380	203.839
Ornamental and architectural metal work.....	10	7408	12/83	521.877	522.088	522.655	522.186	521.649
Iron, steel, and aluminum stairs, staircases and fire escapes.....	10	740803	12/83	577.082	578.224	580.173	579.420	578.675
Steel and aluminum fences, gates (not wire), and railings and window guards.....	10	740813	12/97	290.888	291.366	291.366	291.141	289.423
Open metal flooring, grating and studs.....	10	740814	12/97	—	303.533	—	302.205	302.205
Other architectural and ornamental metal work.....	10	74082	12/97	301.303	301.303	301.273	301.303	301.303
Other aluminum and metal architectural and ornamental work.....	10	740821	12/08	208.258	208.258	208.258	208.258	208.258
Metal stalls and corrals.....	10	740824	05/17	144.775	144.775	144.775	144.775	144.775
Fabricated metal pipe, tube, and fittings.....	10	7411	12/11	145.235	146.340	145.990	143.910	143.853
Fabricated metal pipe, tube, and fittings.....	10	741151	12/11	145.235	146.340	145.990	143.910	143.853
Heat exchangers and steam condensers.....	10	75		417.105	416.619	416.619	416.619	422.142
Heat exchangers and steam condensers.....	10	7501		416.768	416.282	416.282	416.282	421.801
Heat exchangers and steam condensers (except for nuclear applications).....	10	750103		419.342	418.515	418.515	418.515	418.725
Steel power boilers, parts and attachments (excl. nuclear applications).....	10	750106	05/22	101.999	—	—	—	—
Fabricated steel plate.....	10	76		330.753	330.753	330.753	330.753	330.753
Fabricated steel plate.....	10	7601		330.753	330.753	330.753	330.753	330.753
Fabricated steel plate.....	10	760102	12/01	225.774	225.774	225.774	225.774	225.774
Prefabricated metal buildings.....	10	79		540.191	540.593	539.183	546.530	552.192
Prefabricated metal building systems (excl. farm service bldgs, residential bldgs, and parts).....	10	7901		575.622	578.777	578.777	578.770	585.989
Prefabricated metal building systems (excl. farm service bldgs, residential bldgs, and parts).....	10	790101	12/97	418.181	420.473	420.473	420.468	425.712
Industrial & commercial prefab metal building systems (excl farm svc bldgs, residential, parts).....	10	7901012	12/07	288.294	—	—	—	—
Farm service buildings and other prefabricated and portable buildings, steel and aluminum.....	10	7902		473.628	470.344	470.344	470.339	468.238
Farm service buildings and other prefabricated and portable buildings, steel and aluminum.....	10	790201	12/97	321.574	319.344	319.344	319.341	317.914
Panels, parts, and sections for prefabricated buildings, steel and aluminum.....	10	7903		395.238	389.298	382.237	419.176	425.009
Panels, parts, and sections for prefabricated buildings, steel and aluminum.....	10	790354		395.238	389.298	382.237	419.176	425.009
Miscellaneous metal products.....	10	8		224.192	224.536	224.641	225.352	225.384
Bolts, nuts, screws, rivets, and washers.....	10	81		301.858	303.144	305.633	307.505	309.924
Externally threaded fasteners, except aircraft types.....	10	8102	06/82	265.385	267.346	268.622	271.403	270.336
Hex bolts, including heavy, tap-and-joint.....	10	810206	06/82	203.811	203.295	207.693	208.976	210.201
Cap, set, machine, lag, flange, and self-locking screws, except aircraft types.....	10	810231		332.186	335.005	335.564	335.339	336.120
Other metal bolts, incl. square, round, plow, high-strength structural, and bent.....	10	810262	12/99	288.865	294.948	303.490	303.490	303.490
Other externally threaded metal fasteners, including studs, except aircraft types.....	10	810263	12/99	185.820	186.495	185.336	190.843	187.778
Internally threaded fasteners, except aircraft types.....	10	8103	06/82	151.597	152.904	152.978	154.846	154.604
Internally threaded fasteners, except aircraft types.....	10	810312	06/82	151.597	152.904	152.978	154.846	154.604
Nonthreaded metal fasteners, except aircraft types.....	10	8104	06/82	267.904	268.027	269.216	269.653	269.692
Nonthreaded metal fasteners, except aircraft types.....	10	810424	06/82	267.904	268.027	269.216	269.653	269.692
Aircraft fasteners, except plastics (including aerospace).....	10	8105	06/82	582.966	582.966	594.490	594.529	594.529
Aircraft fasteners, except plastics (including aerospace).....	10	810536	06/82	582.966	582.966	594.490	594.529	594.529

See footnotes at end of table.

Table 9. Producer price indexes for commodity and service groupings and individual items, not seasonally adjusted — Continued
 [July 2023, Index base 1982=100, unless otherwise indicated]

Title	Commodity code		Other index base	Unadjusted index ¹				
	Group code	Item code		Mar. 2023	Apr. 2023 ^P	May 2023 ^P	June 2023 ^P	July 2023 ^P
Formed products, except fasteners, made by cold-, warm-, or hot-heading processes.....	10	8106	06/82	253.009	253.009	253.009	253.009	—
Formed products, except fasteners, made by cold-, warm-, or hot-heading processes.....	10	810648	06/82	253.009	253.009	253.009	253.009	—
Lighting fixtures.....	10	83		221.594	221.587	222.480	222.722	223.744
Residential electric lighting fixtures, except portable.....	10	8302		255.653	255.977	255.977	255.965	255.965
Residential electric lighting fixtures, except portable.....	10	830225	06/98	177.251	177.475	177.476	177.467	177.467
Commercial, institutional and industrial electric lighting fixtures.....	10	8303		241.451	241.384	243.193	243.684	245.341
Commercial and institutional electric lighting fixtures, including parts and accessories.....	10	830302	12/04	160.392	160.338	161.770	162.159	162.266
Industrial electric lighting fixtures, including parts and accessories.....	10	830304	12/04	192.578	192.578	192.578	192.578	200.138
Other lighting equipment.....	10	8305		206.617	206.624	206.624	206.624	207.122
Outdoor lighting equipment (including parts and accessories).....	10	830522	06/85	205.355	205.355	205.355	205.355	205.355
All other miscellaneous electric and nonelectric lighting equipment, incl parts and accessories.....	10	830524	06/85	133.052	133.060	133.060	133.060	133.605
Ammunition, except for small arms.....	10	85	12/85	242.337	242.337	243.360	243.360	243.803
Ammunition, except for small arms.....	10	8501	12/85	242.337	242.337	243.360	243.360	243.803
Ammunition, except for small arms.....	10	850101	12/85	242.337	242.337	243.360	243.360	243.803
Ordnance and ordnance accessories, n.e.c.....	10	86	12/85	224.803	224.803	224.803	224.803	250.190
Ordnance and ordnance accessories, n.e.c.....	10	8601	12/85	224.803	224.803	224.803	224.803	250.190
Ordnance and ordnance accessories, n.e.c.....	10	860101	12/85	224.803	224.803	224.803	224.803	250.190
Fabricated ferrous wire products.....	10	88	06/82	347.392	348.602	348.530	345.630	337.553
Ferrous wire rope, cable, forms and strand.....	10	8801	06/82	314.248	316.384	316.293	312.138	312.138
Ferrous wire rope, cable, forms and strand.....	10	880101	06/82	314.248	316.384	316.293	312.138	312.138
Ferrous wire cloth, other woven wire products.....	10	8807	06/82	218.074	218.074	218.074	215.787	215.787
Ferrous wire cloth, other woven wire products.....	10	880701	06/82	218.074	218.074	218.074	215.787	215.787
Other fabricated ferrous wire products.....	10	8809	06/82	348.042	349.018	348.950	346.489	336.211
Steel fencing and fence gates.....	10	880993	06/09	143.558	142.550	142.478	143.649	143.725
Other fabricated ferrous wire products, n.e.c.....	10	880996	12/11	163.929	164.626	164.601	163.074	157.508
Steel nails, staples, tacks, spikes and brads.....	10	8812	06/09	239.057	239.167	239.131	239.144	222.463
Steel nails, staples, tacks, spikes and brads.....	10	881201	06/09	239.057	239.167	239.131	239.144	222.463
Other miscellaneous metal products.....	10	89		205.226	205.461	205.247	206.161	206.258
Wire springs.....	10	8904		355.644	355.334	355.268	354.975	356.321
Precision mechanical wire springs.....	10	890424		283.249	282.487	282.326	281.605	282.977
Precision mechanical extension- and torsion-type wire springs.....	10	8904241	12/09	156.567	156.241	156.241	155.209	154.705
Precision mechanical compression-type springs.....	10	8904242	12/09	167.817	167.301	167.146	167.146	168.810
Other metal products.....	10	8905		185.823	186.131	185.932	186.644	186.574
Automotive job stampings.....	10	890507		127.441	127.749	127.713	128.484	128.730
Precision turned products, automotive.....	10	890521	12/83	163.070	163.067	163.067	165.721	166.248
Precision turned products, except automotive.....	10	890522	12/83	264.314	264.432	263.651	264.567	263.015
Metal powders, paste, and flake.....	10	890564	06/85	228.001	230.213	229.914	228.553	227.837
Powder metallurgy parts, except bearings, gears, etc.....	10	890571	12/91	137.381	138.480	138.703	138.703	140.617
Other fabricated metal products.....	10	890589	06/85	246.061	245.370	244.930	244.190	243.449
Metal stampings n.e.c.....	10	8907	06/84	249.114	248.911	248.547	250.683	251.699
Metal job stampings, except automotive.....	10	890701		280.510	280.087	279.511	282.896	283.667
Recreational vehicle metal job stamping.....	10	8907011	12/10	142.806	139.219	139.219	154.691	154.691
Motor and generator metal job stamping.....	10	8907012	12/10	118.488	118.963	118.963	118.963	123.465
Other metal job stampings.....	10	8907013	12/10	142.843	143.074	142.675	142.675	143.029
Metal foil and leaf.....	10	8908	12/84	212.103	211.093	211.093	211.093	212.487
Flexible packaging foil.....	10	890811	12/84	189.194	188.294	188.294	188.294	189.537
Heavy gauge springs.....	10	8909	06/04	291.658	292.594	292.338	298.136	298.196
Cold formed steel springs, except wire.....	10	890913	06/04	389.156	390.957	390.464	390.862	390.976
Machinery and equipment.....	11	—		173.000	173.669	173.918	174.176	174.723
Agricultural machinery and equipment.....	11	1		314.160	315.361	315.924	316.338	317.174
Agricultural machinery and equipment.....	11	14	12/02	196.675	197.428	197.780	198.039	198.563
Commercial turf and grounds care equipment, including parts and attachments.....	11	1401	12/02	160.353	161.291	161.341	161.409	161.409
Commercial turf and grounds care equipment, including parts and attachments.....	11	140111	12/02	160.353	161.291	161.341	161.409	161.409
Farm plows, harrows, rollers, pulverizers, etc., and attachments.....	11	1402	12/02	283.843	283.843	283.843	289.896	289.896
Farm plows, harrows, rollers, pulverizers, etc., and attachments.....	11	140211	12/02	283.843	283.843	283.843	289.896	289.896
Farm dairy equipment, sprayers and dusters, farm blowers, and attachments.....	11	1404	12/02	175.099	175.099	175.099	175.099	175.099
Farm dairy equipment, sprayers and dusters, farm blowers, and attachments.....	11	140411	12/02	175.099	175.099	175.099	175.099	175.099
Planting, seeding, and fertilizing machinery and attachments.....	11	1405	12/02	201.411	201.411	201.411	201.664	201.087
Planting, seeding, and fertilizing machinery and attachments.....	11	140511	12/02	201.411	201.411	201.411	201.664	201.087
Harvesting machinery (except hay and straw) and attachments.....	11	1406	12/82	333.471	332.809	333.419	333.988	334.990

See footnotes at end of table.

Table 9. Producer price indexes for commodity and service groupings and individual items, not seasonally adjusted — Continued
 [July 2023, Index base 1982=100, unless otherwise indicated]

Title	Commodity code		Other index base	Unadjusted index ¹				
	Group code	Item code		Mar. 2023	Apr. 2023 ^P	May 2023 ^P	June 2023 ^P	July 2023 ^P
Harvesting machinery (except hay and straw) and attachments.....	11	140611	12/82	333.471	332.809	333.419	333.988	334.990
Haying machinery and attachments.....	11	1407	12/82	313.602	317.313	317.280	317.280	332.797
Haying machinery and attachments.....	11	140711	12/82	313.602	317.313	317.280	317.280	332.797
All other farm machinery and equipment, excluding parts, including attachments.....	11	1408	12/02	233.670	235.495	236.242	236.933	236.933
All other farm machinery and equipment, excluding parts, including attachments.....	11	140811	12/02	233.670	235.495	236.242	236.933	236.933
Parts for farm machinery, for sale separately.....	11	1409	12/02	187.310	187.804	188.647	187.117	187.369
Parts for farm machinery, for sale separately.....	11	140911	12/02	187.310	187.804	188.647	187.117	187.369
Construction machinery and equipment.....	11	2		294.900	295.790	295.959	296.063	300.901
Tractors and attachments, ex. parts.....	11	2A	12/99	191.784	191.816	191.991	191.993	195.560
Construction machinery for mounting (excluding parts, winches, snow clearing attachments).....	11	2A03	12/99	189.771	189.882	189.882	189.882	193.276
Construction machinery for mounting (excluding parts, winches, snow clearing attachments).....	11	2A0302	12/99	189.771	189.882	189.882	189.882	193.276
Tractor shovel loaders (skid steer, wheel, crawler, and integral design backhoes).....	11	2A04		283.997	283.997	284.463	284.470	287.765
Tractor shovel loaders (skid steer, wheel, crawler, and integral design backhoes).....	11	2A0406	06/86	270.849	270.849	271.294	271.300	274.442
Construction wheel and crawler tractors, dozers, self-propelled log skidders, etc.....	11	2A05	12/03	178.540	178.583	178.612	-	-
Construction wheel and crawler tractors, dozers, self-propelled log skidders, etc.....	11	2A0501	12/03	178.540	178.583	178.612	-	-
Power cranes, draglines, & shovels (excavators) (incl. surface mining equipment) (excl. parts).....	11	2B	12/99	189.450	189.945	189.945	189.828	196.675
Power cranes, draglines, & shovels (excavators) (incl. surface mining equip.) (excluding parts).....	11	2B05	12/99	189.450	189.945	189.945	189.828	196.675
Power cranes, draglines, & shovels (excavators) (incl. surface mining equip.) (excluding parts).....	11	2B0504	12/99	189.450	189.945	189.945	189.828	196.675
Mixers, pavers, and related equipment (excluding parts).....	11	2C		313.413	320.411	320.411	320.411	322.725
Mixers, pavers, and related equipment (excluding parts).....	11	2C01		313.413	320.411	320.411	320.411	322.725
Mixers, pavers, and related equipment (excluding parts).....	11	2C0109	12/99	225.048	230.072	230.072	230.072	231.733
Off-highway, equipment, ex. parts.....	11	2D	12/99	206.690	206.793	206.882	206.882	212.352
Off-highway trucks, haulers, truck-type tractor chassis, trailers, etc. (excluding parts).....	11	2D02	12/03	185.306	185.499	185.499	-	-
Off-highway trucks, haulers, truck-type tractor chassis, trailers, etc. (excluding parts).....	11	2D0201	12/03	185.306	185.499	185.499	-	-
Graders, rollers & compactors, rough-terrain forklifts, scrapers, trenchers, etc. (excl. parts).....	11	2D03	12/03	205.986	205.986	206.157	206.157	209.938
Graders, rollers & compactors, rough-terrain forklifts, scrapers, trenchers, etc. (excl. parts).....	11	2D0301	12/03	205.986	205.986	206.157	206.157	209.938
Misc. construction machinery and equipment.....	11	2J	12/05	177.958	177.958	178.083	178.083	178.097
Winches, aerial work platforms, and automotive wrecker hoists, including parts and attachments.....	11	2J01	12/05	187.500	187.500	187.786	187.786	187.786
Winches, aerial work platforms, and automotive wrecker hoists, including parts and attachments.....	11	2J0101	12/03	236.177	236.177	236.538	236.538	236.538
Other construction machinery and equipment (excluding parts).....	11	2J03	12/03	190.683	190.683	190.683	190.683	190.711
Other construction machinery and equipment (excluding parts).....	11	2J0301	12/03	190.683	190.683	190.683	190.683	190.711
Parts for construction machinery and equipment, sold separately.....	11	2K	12/99	188.999	190.133	190.451	191.756	191.757
Parts for construction machinery and equipment, sold separately.....	11	2K01	12/99	188.999	190.133	190.451	191.756	191.757
Parts for cranes, draglines, and shovels (including surface mining equipment) (sold separately).....	11	2K0101	12/11	154.984	154.984	154.984	157.541	157.541
Parts for off-highway wheel tractors and shovel loaders (sold separately).....	11	2K0102	12/11	123.600	123.600	123.600	123.600	123.600
Parts for other construction machinery (sold separately).....	11	2K0103	12/11	136.486	138.062	138.505	138.552	138.554
Metalworking machinery and equipment.....	11	3		237.601	238.761	240.230	240.772	241.003
Power-driven handtools, including parts and attachments.....	11	32		223.437	223.510	237.745	237.745	237.745
Power-driven handtools, including parts and attachments.....	11	3211	12/04	152.198	152.247	161.944	161.944	161.944
Power-driven handtools, including parts and attachments.....	11	321101	12/04	152.198	152.247	161.944	161.944	161.944
Power-driven handtools, pneumatic, hydraulic, and powder-actuated.....	11	3211011	06/11	153.308	153.310	161.842	161.842	161.842
Power-driven handtools, electric (except battery powered), including parts.....	11	3211014	06/11	142.507	142.712	152.669	152.669	152.669
Welding machines and equipment.....	11	33		389.368	396.918	396.918	396.918	397.162
Arc welding machines, components, and accessories, excluding electrodes and stud welding equip.....	11	3301		418.267	430.852	430.852	430.852	430.852
Arc welding machines, components, and accessories, excluding electrodes and stud welding equip.....	11	330175	12/97	274.807	283.076	283.076	283.076	283.076
Resistance welders, components, accessories, and electrodes.....	11	3302		301.810	301.810	301.810	301.810	-
Resistance welders, components, accessories, and electrodes.....	11	330276	12/84	279.692	279.692	279.692	279.692	-
Gas welding and cutting equipment, parts, attachments, and accessories.....	11	3304		267.669	268.768	268.768	268.768	271.615

See footnotes at end of table.

Table 9. Producer price indexes for commodity and service groupings and individual items, not seasonally adjusted — Continued
 [July 2023, Index base 1982=100, unless otherwise indicated]

Title	Commodity code		Other index base	Unadjusted index ¹				
	Group code	Item code		Mar. 2023	Apr. 2023 ^P	May 2023 ^P	June 2023 ^P	July 2023 ^P
Gas welding and cutting equipment, parts, attachments, and accessories.....	11	330461	06/83	263.268	264.349	264.349	264.349	267.149
Other welding equipment, components, and accessories (excluding arc, resistance, and gas).....	11	3306	12/00	155.485	156.073	156.073	156.073	156.073
Other welding equipment, components, and accessories (excluding arc, resistance, and gas).....	11	330629	12/00	155.485	156.073	156.073	156.073	156.073
Industrial process furnaces and ovens.....	11	34		268.759	272.230	274.979	275.179	276.921
Industrial process furnaces and ovens, except parts and attachments.....	11	3407	12/04	165.946	167.687	168.757	168.924	170.379
Industrial process furnaces and ovens, except parts and attachments.....	11	340711	12/04	165.946	167.687	168.757	168.924	170.379
Parts and attachments for industrial process furnaces and ovens.....	11	3409	06/11	141.615	144.427	147.413	147.413	147.413
Parts and attachments for industrial process furnaces and ovens.....	11	340901	06/11	141.615	144.427	147.413	147.413	147.413
Cutting tools and accessories.....	11	35		223.243	223.230	223.364	224.455	224.554
Small cutting tools.....	11	3501		209.472	209.455	209.634	210.206	210.337
End mills and milling cutters.....	11	350144	12/11	120.989	120.905	121.006	121.154	121.590
Threading tools, including blanks, tips and inserts.....	11	350145	12/11	119.161	119.161	119.161	120.818	120.818
Carbon and high-speed steel, shank, solid, tipped carbide twist drills.....	11	350146	12/11	124.391	124.391	125.500	128.140	128.419
Taps, carbide indexable, and throwaway inserts for machine tools.....	11	350147	12/11	135.597	135.597	135.597	135.597	135.597
Other cutting tools for machine tools, excluding tips and blanks.....	11	350149	12/11	120.266	120.266	120.266	120.266	120.266
Other machine tool attachments and accessories.....	11	3505	06/83	267.718	267.718	267.718	273.843	273.843
Other machine tool attachments and accessories.....	11	350501	06/83	267.718	267.718	267.718	273.843	273.843
Abrasive products.....	11	36		268.062	270.447	270.780	270.700	269.540
Nonmetallic sized grains, powders, and flour abrasives (incl. graded only).....	11	3601		190.585	190.585	190.585	190.585	190.585
Nonmetallic sized grains, powders, and flour abrasives (incl. graded only).....	11	360105	06/87	245.362	245.362	245.362	245.362	245.362
Nonmetallic abrasive products (including diamond abrasives).....	11	3603		253.010	253.355	253.258	255.124	255.880
Nonmetallic abrasive products (including diamond abrasives).....	11	360311	06/87	231.611	231.927	231.838	233.546	234.238
Nonmetallic coated abrasive products and buffing wheels, polishing wheels, and laps.....	11	3605		321.049	322.509	322.785	322.785	322.785
Nonmetallic coated abrasive products and buffing wheels, polishing wheels, and laps.....	11	360505		237.639	238.719	238.924	238.924	238.924
Metal cutting machine tools.....	11	37		230.486	230.510	231.722	231.754	232.865
Other metal-cutting machine tools.....	11	3720	12/09	123.501	123.503	124.375	124.375	125.119
Other metal-cutting machine tools.....	11	372041	12/09	123.501	123.503	124.375	124.375	125.119
Metal machining centers.....	11	3721	12/09	132.026	132.026	132.026	132.026	132.026
Metal machining centers.....	11	372121	12/09	132.026	132.026	132.026	132.026	132.026
Rebuilt metal-cutting machine tools and parts for metal-cutting machine tools.....	11	3753	12/02	160.359	160.359	160.359	160.174	162.343
Rebuilt metal-cutting machine tools and parts for metal-cutting machine tools.....	11	375311	12/02	160.359	160.359	160.359	160.174	162.343
Metal forming machine tools.....	11	38		268.393	268.393	274.518	274.725	274.725
Metal-forming machine tools (except rebuilt and parts).....	11	3826	12/09	134.636	134.636	136.994	136.994	136.994
Metal punching and shearing (power & manual), and bending and forming machines (power only).....	11	382611		217.541	217.541	220.373	220.373	220.373
Metalworking presses (except forging and die-stamping presses).....	11	382631		274.628	274.628	-	-	-
Rebuilt metal-forming machine tools and parts for metal-forming machine tools.....	11	3852	12/02	154.690	154.690	159.824	160.175	160.175
Rebuilt metal-forming machine tools and parts for metal-forming machine tools.....	11	385205	12/02	154.690	154.690	159.824	160.175	160.175
Tools, dies, jigs, fixtures & ind. molds.....	11	39		181.296	181.687	181.891	183.169	183.394
Special tools, dies, jigs, and fixtures.....	11	3901		197.017	197.697	198.054	200.289	200.682
Special tools, dies, jigs, and fixtures.....	11	390135	12/03	129.258	129.703	129.938	131.404	131.662
Jigs and fixtures, including parts.....	11	3901351	06/10	136.890	137.160	137.616	139.170	139.635
Metalworking dies and die sets.....	11	3901353	06/10	118.099	118.099	118.439	120.913	121.321
Standard punches, industrial prototypes, die parts & other special tooling for dies.....	11	3901357	06/10	123.728	124.569	124.569	125.192	125.192
Industrial molds and mold boxes.....	11	3903		160.403	160.426	160.434	160.438	160.438
Industrial injection-type molds made of metal for plastics.....	11	390312	12/09	125.411	125.411	125.411	125.411	125.411
Other industrial molds and mold boxes.....	11	390331	12/09	126.335	126.362	126.371	126.376	126.376
Metalworking machinery n. e. c.....	11	3A	06/83	266.931	266.932	266.804	264.409	264.409
Other metalworking machinery.....	11	3A02	06/83	323.523	323.525	323.525	323.525	323.525
Other metalworking machinery.....	11	3A0201	06/83	323.523	323.525	323.525	323.525	323.525
General purpose machinery and equipment.....	11	4		323.293	326.505	328.040	328.279	328.986
Pumps, compressors, and equipment.....	11	41		345.703	345.522	350.166	351.323	354.421
Industrial pumps, except hydraulic fluid power pumps.....	11	4102		349.332	348.318	361.839	363.011	367.847
Industrial pumps, except hydraulic fluid power pumps.....	11	410212	12/97	222.891	222.244	230.871	231.618	234.704
Parts and attachments for air and gas compressors and vacuum pumps.....	11	4107	06/84	400.957	400.957	402.658	404.359	410.079
Parts and attachments for air and gas compressors, ex. refrigeration, ice making, & a/c.....	11	410701	06/84	400.957	400.957	402.658	404.359	410.079
Domestic water systems.....	11	4113	12/03	216.471	216.471	216.713	216.713	216.713

See footnotes at end of table.

Table 9. Producer price indexes for commodity and service groupings and individual items, not seasonally adjusted — Continued
 [July 2023, Index base 1982=100, unless otherwise indicated]

Title	Commodity code		Other index base	Unadjusted index ¹				
	Group code	Item code		Mar. 2023	Apr. 2023 ^P	May 2023 ^P	June 2023 ^P	July 2023 ^P
Domestic water systems.....	11	411311	12/03	216.471	216.471	216.713	216.713	216.713
Air and gas compressors and vacuum pumps.....	11	4115	06/05	223.709	223.918	224.964	226.089	229.389
Air and gas compressors and vacuum pumps.....	11	411501	06/05	223.709	223.918	224.964	226.089	229.389
Other pumps, including parts and attachments.....	11	4119	12/83	349.662	349.770	350.203	351.317	351.317
Parts and attachments for pumps.....	11	411911	12/83	413.446	413.866	415.561	419.920	419.920
All other pumps, including domestic sump, oil well, and oil field pumps.....	11	411915	12/97	191.274	191.274	191.274	191.274	191.274
Oil-well and oil-field pumps.....	11	4119153	12/09	121.900	121.900	121.900	121.900	121.900
Other pumps, except automotive circulating pumps, and measuring & dispensing pumps.....	11	4119155	12/09	157.549	157.549	157.549	157.549	157.549
Elevators, escalators, and other lifts.....	11	42		207.746	210.381	210.381	210.381	210.381
Elevators and moving stairways.....	11	4201		199.176	202.156	202.157	202.157	202.157
Elevators and moving stairways.....	11	420112	12/03	174.020	176.623	176.624	176.624	176.624
Parts and attachments for elevators and moving stairs (sold separately)...	11	4202		254.992	254.971	254.971	254.971	254.971
Parts and attachments for elevators and moving stairs (sold separately).....	11	420221		254.992	254.971	254.971	254.971	254.971
Fluid power equipment.....	11	43		335.717	358.159	358.310	359.281	361.182
Fluid power pumps and parts.....	11	4301		288.993	288.993	288.993	288.964	289.952
Nonaerospace-type reciprocating fluid power pumps.....	11	430112	12/11	145.461	145.461	145.461	145.461	145.276
Nonaerospace-type fluid power motors.....	11	430115	12/11	151.188	151.188	151.188	151.188	151.188
Parts for fluid power pumps, motors, and hydrostatic transmissions.....	11	430119	12/11	129.187	129.187	129.187	129.117	129.181
Fluid power valves.....	11	4302		348.154	350.376	351.291	353.176	353.357
Fluid power valves.....	11	430201	12/82	339.645	341.813	342.706	344.545	344.721
Nonaerospace type hydraulic directional control valves.....	11	4302013	12/07	165.185	165.185	166.303	166.303	166.303
Nonaerospace type pneumatic directional control valves.....	11	4302015	12/07	166.841	166.846	166.846	168.694	168.791
Aerospace type fluid power valves.....	11	430201A	06/09	151.417	151.420	151.420	153.245	153.245
Fluid power cylinders, actuators, accumulators, cushions, & parts.....	11	4303		311.999	314.282	314.282	315.691	315.691
Non-aerospace hydraulic & all aerospace-type fluid power cylinders.....	11	430312	06/98	217.851	218.192	218.192	219.485	219.485
Non-aerospace pneumatic fluid power cylinders.....	11	430313	06/98	173.788	173.788	173.788	—	—
Parts for hydraulic & pneumatic cylinders and actuators.....	11	430315	06/98	268.543	275.581	275.581	276.026	276.026
Fluid power hose and tube fittings.....	11	4304		397.705	502.146	502.178	502.217	510.422
Fluid power hose and tube fittings.....	11	430406		397.705	502.146	502.178	502.217	510.422
Nonaerospace type flared (metal) fittings, couplings, and assemblies.....	11	4304062	06/09	144.276	144.276	144.276	144.276	144.276
Parts for fluid power valves.....	11	4305	06/91	237.191	237.996	236.142	238.016	238.016
Parts for fluid power valves.....	11	430501	06/91	237.191	237.996	236.142	238.016	238.016
Industrial material handling equipment.....	11	44		294.796	294.817	296.163	297.080	297.271
Conveying equipment, except parts and accessories.....	11	4402		288.902	289.641	290.528	290.652	290.431
Unit handling conveyors and conveying systems.....	11	440212	06/84	229.162	229.691	229.923	229.613	229.311
Unit handling gravity and trolley conveyors and conveying systems.....	11	4402122	06/09	129.622	129.741	129.741	129.741	129.741
All other unit handling conveyors, including tow, belt, roller, pneumatic, portable, etc.....	11	4402124	06/09	145.223	145.873	146.248	145.746	145.258
Bulk material handling conveyors and conveying systems.....	11	440216	06/84	311.639	312.545	314.393	315.300	315.300
Industrial trucks, trailers, and stackers.....	11	4403		282.618	282.728	284.317	285.888	286.248
Industrial trucks, tractors, mobile straddle carriers & cranes, & automatic stacking machines.....	11	44035	12/11	156.938	157.017	158.037	159.155	159.389
Work trucks with lifting & handling equipment, riding, electric, self-propelled.....	11	440353	06/02	224.462	224.882	230.083	230.307	230.307
Work trucks with lifting & handling equipment, non-riding electric or any non-electric.....	11	440356	06/02	189.206	189.248	192.007	192.131	192.197
Work trucks not fitted with lifting & handling equipment, electric or non-electric.....	11	440357	06/02	212.340	212.381	212.393	214.678	215.255
Bulk powered material moving equipment, dock boards, and metal pallets and skids.....	11	440358	06/02	205.763	205.763	205.763	207.384	207.384
Parts and attachments for industrial trucks and tractors.....	11	440378	12/86	360.640	360.629	361.507	361.457	361.632
Hoists, overhead cranes, and monorail systems.....	11	4404		357.392	353.896	356.949	358.497	359.649
Hoists and parts and attachments for hoists (sold separately).....	11	440481	12/84	336.606	335.304	335.304	338.080	338.080
Overhead traveling cranes and monorail systems, including parts and attachments sold separately.....	11	440485	12/84	336.691	331.014	337.334	337.213	339.597
Parts and accessories for conveyors and conveying systems.....	11	4406	09/18	138.374	138.522	138.522	138.561	138.561
Parts and accessories for unit handling conveyors and conveying systems.....	11	440601	06/84	295.664	296.563	296.563	296.803	296.803
Parts and accessories for bulk material handling conveyors and conveying systems.....	11	440602	06/84	498.426	498.426	498.426	498.426	498.426
Mechanical power transmission equipment.....	11	45		358.716	359.335	360.925	361.677	361.677
Speed changers, drives, gears.....	11	4501		357.625	357.723	360.796	361.453	361.453
Loose gear, pinions and racks.....	11	450108	12/83	257.774	257.770	262.862	262.862	262.862
Speed changers and industrial high speed drives & parts other than loose gearing.....	11	450117	12/03	211.019	211.130	210.864	211.593	211.593
Other power transmission equipment.....	11	4502	12/84	339.522	340.414	341.043	341.808	341.808
Mechanical power transmission equipment, excl. speed changers, drives, & gears.....	11	450212	12/03	224.566	225.283	225.789	226.193	226.193

See footnotes at end of table.

Table 9. Producer price indexes for commodity and service groupings and individual items, not seasonally adjusted — Continued
 [July 2023, Index base 1982=100, unless otherwise indicated]

Title	Commodity code		Other index base	Unadjusted index ¹				
	Group code	Item code		Mar. 2023	Apr. 2023 ^P	May 2023 ^P	June 2023 ^P	July 2023 ^P
Scales and balances.....	11	46		233.227	233.649	234.176	234.804	235.222
Vehicle and industrial scales.....	11	4611	12/91	201.994	202.335	202.651	203.286	203.538
Vehicle and industrial scales.....	11	461101	06/03	175.686	175.982	176.257	176.809	177.029
Motor truck and railroad track scales.....	11	4611011	12/10	154.792	154.792	154.792	154.792	154.792
Industrial scales (including automatic checkweigher and bulkweigher scales).....	11	4611012	12/10	171.674	172.921	174.079	175.058	175.981
Miscellaneous non-vehicle scales (crane, susp., tank, hopper, measuring dev, lab, bulk conveyer).....	11	4611013	12/10	140.681	140.681	140.681	141.932	141.932
Retail, commercial, household, and mailing scales and balances.....	11	4612	12/91	195.843	195.843	195.843	195.843	196.279
Retail, commercial, household, and mailing scales and balances.....	11	461201	06/03	179.773	179.773	179.773	179.773	180.174
Parts, attachments, and accessories for scales and balances.....	11	4613	12/91	270.449	271.542	273.597	274.389	275.477
Parts, attachments, and accessories for scales and balances.....	11	461301	06/03	264.279	265.347	267.356	268.130	269.192
Air purification equipment and industrial and commercial fans and blowers...	11	47		298.078	297.997	300.097	301.647	301.647
Fan, blower, air purification equipment.....	11	4701		298.078	297.997	300.097	301.647	301.647
Dust collection and other air purification equipment for cleaning incoming air.....	11	470143	12/83	255.836	255.647	256.755	260.363	260.363
Air filters for air-conditioners and furnaces, etc., of 2400 CFM or less, except parts.....	11	4701431	06/09	164.433	164.433	165.797	170.239	170.239
Other dust collection and air purification equipment, except parts.....	11	4701432	06/09	147.346	147.346	147.346	147.346	147.346
Parts for dust collection and air purification equipment.....	11	4701433	06/09	149.938	149.468	149.468	149.468	149.468
Industrial and commercial fans and blowers.....	11	470145	12/03	229.982	229.982	232.818	232.818	232.818
Centrifugal blower filter units, and classes I-IV centrifugal fans, except parts.....	11	4701452	06/09	189.317	189.317	191.481	191.481	191.481
Other centrifugal fans and blowers, except parts.....	11	4701453	06/09	183.873	183.873	186.063	186.063	186.063
Axial fans and industrial propeller fans, except parts.....	11	4701457	06/09	159.916	159.916	162.606	162.606	162.606
Power roof ventilators, except parts.....	11	4701458	06/09	159.676	159.676	162.155	162.155	162.155
Parts and accessories for fans and blowers.....	11	4701459	06/09	171.219	171.219	172.031	172.031	172.031
Air conditioning and refrigeration equip.....	11	48		290.727	291.325	291.997	291.508	291.574
Unitary air-conditioners, except air source heat pumps.....	11	4802		264.171	264.712	264.712	264.712	264.712
Unitary air-conditioners, except air source heat pumps.....	11	480222	06/97	215.404	215.845	215.845	215.845	215.845
Commercial refrigeration equipment.....	11	4803		407.662	407.690	407.690	406.338	406.338
Commercial refrigeration equipment.....	11	480331	06/97	264.223	264.241	264.241	263.365	263.365
All other miscellaneous refrigeration and air-conditioning equipment.....	11	4806		347.566	347.566	347.566	347.566	347.566
All other miscellaneous refrigeration and air-conditioning equipment.....	11	480631	06/97	240.687	240.687	240.687	240.687	240.687
Heat transfer equipment, including heat pumps.....	11	4807	12/11	168.926	170.035	171.859	171.270	171.449
Heat transfer equipment, except dehumidifiers.....	11	480732	12/03	245.800	247.726	250.902	249.875	250.187
Heat pumps.....	11	480734	12/09	141.782	141.801	141.801	141.801	141.801
Parts and accessories for air conditioning and heat transfer equipment.....	11	4809	12/89	268.445	268.515	268.515	268.173	268.173
Parts and accessories for air conditioning and heat transfer equipment.....	11	480901	12/89	268.445	268.515	268.515	268.173	268.173
Refrigeration condensing units.....	11	4815	01/19	158.305	158.583	158.583	158.583	158.583
Refrigeration condensing units.....	11	481511	01/19	158.305	158.583	158.583	158.583	158.583
Miscellaneous general purpose equipment.....	11	49		360.152	361.299	362.596	361.736	361.480
Metal valves, except fluid power.....	11	4902	12/82	428.877	429.456	433.968	433.968	433.757
Gates, globes, angles, and checks.....	11	490201	12/82	461.993	463.332	467.097	467.097	467.079
Gates, globes, angles, straightway (Y-type) checks, stop & check, 3- & 4-way, etc.....	11	4902011	06/09	165.083	165.623	165.843	165.843	165.843
Industrial valves for water works and municipal equipment.....	11	4902012	06/09	155.083	155.492	157.503	157.503	157.493
Industrial butterfly valves, incl. manual and power operated.....	11	490203	12/82	301.660	301.660	303.038	303.038	303.038
Industrial plug valves.....	11	490204	12/82	297.667	297.667	308.666	308.666	308.666
Plumbing and heating valves and specialties, except plumbers' brass goods.....	11	490205	12/82	393.357	393.357	393.357	393.357	389.833
Other industrial valves, including nuclear.....	11	490209	12/82	395.315	395.750	403.788	403.788	403.788
Automatic regulating and control valves.....	11	490211	12/98	248.858	248.875	248.875	248.875	248.875
Metal pipe fittings, flanges, and unions.....	11	4903	12/82	479.955	484.223	484.211	484.187	484.061
Metal pipe fittings, flanges, and unions.....	11	490301	12/82	479.955	484.223	484.211	484.187	484.061
Ball and roller bearings.....	11	4905		334.813	334.219	334.163	334.336	334.336
Ball bearings, complete, unmounted.....	11	490531	12/03	168.402	168.402	168.402	168.402	168.402
Mounted bearings, except plain.....	11	490534	06/83	472.145	472.145	470.064	470.807	470.807
Parts and components for ball and roller bearings, incl. balls and rollers.....	11	490535	06/83	202.910	199.288	199.288	200.222	200.222
Tapered roller bearings (including cups & cones), unmounted.....	11	490537	06/83	391.108	391.108	391.108	391.108	391.108
Other roller bearings, unmounted.....	11	490538	06/83	365.691	365.691	365.691	365.691	365.691
Industrial patterns.....	11	4907	12/84	201.391	201.413	201.412	208.965	208.965
Industrial patterns.....	11	490701	12/84	201.391	201.413	201.412	208.965	208.965
Filters and strainers.....	11	4908	12/84	309.685	310.858	311.397	311.397	311.397
Filters and strainers, except fluid power.....	11	490805	12/03	197.162	198.387	198.950	198.950	198.950
Industrial filters and strainers and reusable media, except fluid power.....	11	4908051	12/11	147.689	147.689	148.213	148.213	148.213
Nonreusable media for filters and strainers, except fluid power.....	11	4908052	12/11	135.400	137.093	137.093	137.093	137.093
Parts and accessories for filters and strainers, except fluid power.....	11	4908053	12/11	152.834	162.140	162.140	162.140	162.140

See footnotes at end of table.

Table 9. Producer price indexes for commodity and service groupings and individual items, not seasonally adjusted — Continued
 [July 2023, Index base 1982=100, unless otherwise indicated]

Title	Commodity code		Other index base	Unadjusted index ¹				
	Group code	Item code		Mar. 2023	Apr. 2023 ^P	May 2023 ^P	June 2023 ^P	July 2023 ^P
Other miscellaneous general purpose equipment.....	11	4911	12/84	256.722	258.232	258.245	255.311	254.814
Other miscellaneous general purpose equipment.....	11	491102	06/07	152.202	153.097	153.104	151.365	151.070
Electronic computers and computer equipment.....	11	5	02/23	99.929	99.080	98.632	97.092	96.870
Electronic computers.....	11	51	02/23	99.866	99.727	98.562	96.096	95.972
Electronic computers.....	11	5101	02/23	99.866	99.727	98.562	96.096	95.972
Personal computers and workstations (excluding portable computers)...	11	510114	02/23	100.774	99.894	100.232	99.711	99.141
Portable computers, laptops, tablets and other single user computers...	11	510115	02/23	98.248	98.587	97.348	97.119	97.188
Host computers, multiusers (mainframes, UNIX and PC servers).....	11	510116	02/23	99.836	99.759	96.810	93.809	93.727
Computer storage devices.....	11	52	12/04	48.897	48.181	48.181	47.073	46.657
Computer storage devices (except parts, attachments and accessories)...	11	5201	12/04	48.297	47.567	47.567	46.437	46.012
Computer storage devices (except parts, attachments and accessories).....	11	520101	12/04	48.297	47.567	47.567	46.437	46.012
Computer peripheral equipment and parts.....	11	54	12/98	87.176	86.157	86.162	86.163	86.289
Parts, attachments, and accessories for computer terminals and peripherals.....	11	5405	12/98	151.136	151.136	151.136	151.136	151.592
Parts, attachments, and accessories for computer terminals and peripherals.....	11	540501	12/98	151.136	151.136	151.136	151.136	151.592
Computer terminals (including POS and funds-transfer devices) and other computer peripherals.....	11	5406	06/99	65.682	64.199	64.207	64.208	64.206
Computer terminals (including POS and funds-transfer devices) and other computer peripherals.....	11	540602	06/07	68.658	67.108	67.115	67.116	67.115
Special industry machinery and equipment.....	11	6		276.631	277.782	278.763	278.903	278.261
Food products machinery.....	11	61		366.936	367.300	367.300	367.974	367.844
Dairy and milk products plant machinery and equipment.....	11	6101		351.301	351.301	351.301	357.480	357.480
Dairy and milk products plant machinery and equipment.....	11	610111	12/83	343.656	343.656	343.656	349.701	349.701
Commercial food products machinery (except packaging and cooking equipment).....	11	6104		319.922	319.922	319.922	319.922	319.922
Commercial food products machinery (except packaging and cooking equipment).....	11	610409	12/83	315.621	315.621	315.621	315.621	315.621
Industrial food products machinery for processing foods, beverages, & animal & fowl feed.....	11	6105	12/83	382.311	383.255	383.255	383.253	382.916
Industrial food products machinery for processing foods, beverages, & animal & fowl feed.....	11	610501	12/83	382.311	383.255	383.255	383.253	382.916
Other industrial food and feed machinery.....	11	6105012	12/12	142.607	143.560	143.560	143.483	143.231
Machinery for sorting, grading, and cleaning fruits, vegetables, eggs, and for processing meat.....	11	6105013	12/12	159.104	159.104	159.104	159.159	159.159
Parts and attachments for industrial food and feed products machinery.....	11	6105014	12/12	141.307	141.362	141.362	141.362	140.966
Textile machinery and equipment.....	11	62		185.571	185.571	185.571	185.571	185.571
Textile machinery (except parts, attachments, and accessories).....	11	6212	06/86	158.331	158.331	158.331	158.331	158.331
Textile machinery (except parts, attachments, and accessories).....	11	621201	06/86	158.331	158.331	158.331	158.331	158.331
Textile machinery parts and attachments.....	11	6277		202.872	202.872	202.872	202.872	202.872
Textile machinery parts and attachments.....	11	627701	06/86	182.071	182.071	182.071	182.071	182.071
Sawmill and woodworking machinery.....	11	63		310.163	310.163	310.163	310.163	310.163
Sawmill and woodworking machinery.....	11	6306	12/04	208.511	208.511	208.511	208.511	208.511
Sawmill and woodworking machinery, excluding parts and attachments (sold separately).....	11	630602	06/12	179.845	179.845	179.845	179.845	179.845
Parts, attachments, & accessories for sawmill & woodworking machinery.....	11	630603	06/12	163.957	163.957	163.957	163.957	163.957
Paper industries machinery.....	11	64	06/82	272.377	272.665	273.943	278.808	278.933
Paper industries machinery.....	11	6401	06/82	272.377	272.665	273.943	278.808	278.933
Paper industries machinery, excluding parts & attachments (sold separately).....	11	640114	12/03	146.110	146.110	146.357	150.050	150.050
Parts and attachments for paper industries machinery.....	11	640115	12/03	179.720	180.333	182.379	182.622	182.888
Printing trades machinery and equipment.....	11	65		179.644	180.115	180.419	179.869	180.079
Other printing machinery and equipment.....	11	6509	12/82	169.085	169.660	169.652	168.982	169.238
Other printing machinery and equipment, incl. pre-press preparation equipment & plates.....	11	650912	06/09	99.434	99.997	99.765	98.980	99.291
Parts, attachments, & accessories for printing trades machinery.....	11	650913	06/09	121.645	121.829	121.860	121.821	121.821
Other special industry machinery.....	11	66		257.710	259.626	260.684	259.571	258.002
Plastics and rubber working machinery.....	11	6603		229.443	229.514	230.529	230.529	230.298
Plastics working machinery and equipment, excluding patterns and molds, including parts.....	11	66039	09/15	106.083	106.119	106.634	106.634	106.527
Plasticworking machinery (excluding parts).....	11	660391	12/08	111.019	111.019	111.577	111.577	111.577
Parts for plasticworking machinery.....	11	660395	12/08	126.359	126.619	127.126	127.126	126.361
Miscellaneous special industry machinery.....	11	6606		251.931	254.096	255.117	253.852	252.111
Semiconductor manufacturing machinery and parts.....	11	660638	06/87	124.826	125.990	126.201	124.376	124.370
Packing, packaging, and bottling machinery and parts.....	11	67		362.129	364.688	367.824	372.458	372.458
Packing, packaging, and bottling machinery and parts.....	11	6705	06/06	176.963	178.214	179.746	182.011	182.011

See footnotes at end of table.

Table 9. Producer price indexes for commodity and service groupings and individual items, not seasonally adjusted — Continued
 [July 2023, Index base 1982=100, unless otherwise indicated]

Title	Commodity code		Other index base	Unadjusted index ¹				
	Group code	Item code		Mar. 2023	Apr. 2023 ^P	May 2023 ^P	June 2023 ^P	July 2023 ^P
Packing, packaging, and bottling machinery, excluding parts.....	11	670501	06/06	171.202	171.202	173.162	175.778	175.778
Parts for packing, packaging, and bottling machinery.....	11	670502	12/83	348.164	358.261	358.261	360.031	360.031
Service industry machinery and parts.....	11	68	06/82	316.887	316.887	317.428	317.635	317.685
Service industry machinery and parts.....	11	6801	06/82	316.887	316.887	317.428	317.635	317.685
Commercial cooking and food warming equipment (incl. parts).....	11	68013	12/03	230.717	230.717	230.717	230.717	230.717
Commercial cooking equipment incl. ranges, deep-fat fryers, etc. except electric.....	11	680131	12/11	187.456	187.456	187.456	187.456	187.456
Commercial electric cooking equipment, incl. ranges, deep-fat fryers, etc.....	11	680132	12/11	154.442	154.442	154.442	154.442	154.442
Parts and accessories for commercial cooking and food warming equipment.....	11	680133	12/11	147.230	147.230	147.230	147.230	147.230
Other service industry machinery, incl. electronic teaching mach. & auto. maintenance equipment.....	11	68014	05/23	—	—	100.000	100.087	100.108
Coin-operated machines and mechanisms (incl. parts).....	11	680141	05/18	104.766	104.766	104.766	104.766	104.766
Commercial laundry and drycleaning machinery products (incl. parts)...	11	680143	06/03	197.190	197.190	198.962	198.962	198.962
Commercial and industrial floor & carpet cleaning machines, ex. vacuum cleaners (incl. parts).....	11	680145	09/16	140.232	140.232	140.232	140.947	141.934
Electronic teaching machines, teaching aids, etc., (incl. kits and parts)...	11	680147	09/16	104.281	104.281	104.281	104.281	104.281
All other parts and attachments for service industry equipment.....	11	680148	12/11	131.238	131.238	135.257	135.687	135.687
Other service industry equipment.....	11	680149	09/16	132.089	132.089	132.518	132.674	132.683
Electrical machinery and equipment.....	11	7		133.933	134.025	133.695	134.157	134.790
Wiring devices.....	11	71		385.654	386.363	386.320	388.934	388.966
Current-carrying wiring devices.....	11	7101		259.484	260.355	260.411	263.856	263.682
Current-carrying switches for electrical circuitry (including vehicular switches).....	11	710143	12/99	182.454	183.537	183.478	183.512	183.614
Current-carrying wire connectors for electrical circuitry.....	11	710144	12/99	175.978	175.320	175.601	172.086	170.975
Current-carrying wiring devices n.e.c.....	11	710147	06/06	185.031	185.894	185.889	191.454	191.587
Noncurrent-carrying wiring devices.....	11	7102		565.184	565.412	565.174	565.536	565.984
Noncurrent-carrying electrical conduit and conduit fittings, incl. plastic conduit & fittings.....	11	710216	12/04	331.753	331.730	331.730	331.730	331.730
Other noncurrent-carrying wiring devices and supplies (boxes, covers, bar hangers, etc.).....	11	710217	12/04	207.081	207.408	207.034	207.921	207.653
Porcelain, steatite, and other ceramic electrical products.....	11	710252	12/03	192.163	192.582	192.268	192.268	194.319
Integrating and measuring instruments.....	11	72		180.802	180.864	181.810	181.740	182.694
Test equipment for electrical, radio, & communication circuits & motors.....	11	7205	12/83	170.594	170.652	171.545	171.479	172.380
Test equipment for electrical, radio, & communication circuits & motors.....	11	720501		179.747	179.808	180.749	180.679	181.628
Motors, generators, motor generator sets.....	11	73		283.149	284.604	284.665	284.742	287.849
Fractional horsepower motors and generators.....	11	7303	06/83	214.923	214.923	215.465	216.136	216.136
Fractional horsepower motors and generators.....	11	730312	12/99	161.706	161.706	162.114	162.619	162.619
Integral horsepower motors and generators (excluding land transportation types).....	11	7304	06/83	407.349	407.349	407.349	407.349	407.349
Integral horsepower motors and generators (excluding land transportation types).....	11	730405	12/99	283.635	283.635	283.635	283.635	283.635
Parts and supplies for motors and generators.....	11	7309	06/83	313.106	313.106	313.106	313.106	314.530
Parts and supplies for motors and generators.....	11	730901	06/83	313.106	313.106	313.106	313.106	314.530
Other motors and generators.....	11	7311	06/06	150.238	151.909	151.909	151.909	155.241
Other motors and generators.....	11	731101	06/06	150.238	151.909	151.909	151.909	155.241
Prime mover generator sets, except steam & hydraulic turbine.....	11	7311012	12/14	127.270	129.285	129.285	129.285	136.282
Transformers and power regulators.....	11	74		378.996	380.000	381.031	384.184	393.728
Power and distribution transformers, except parts.....	11	7409	12/99	332.208	333.191	333.191	336.527	—
Other transformers and parts for transformers.....	11	7411	12/99	216.831	217.075	220.554	220.554	220.554
Switchgear, switchboard, industrial controls equipment.....	11	75		315.550	317.153	317.628	321.388	322.417
Industrial controls and related parts and accessories.....	11	7507		305.590	305.594	305.625	310.682	310.689
Industrial controls and related parts and accessories.....	11	750799	06/85	290.843	290.847	290.876	295.690	295.696
General-purpose industrial controls.....	11	7507991	06/11	156.498	156.502	156.528	160.122	160.127
Parts for industrial controls and motor-control accessories.....	11	7507992	06/11	141.782	141.782	141.782	142.189	142.189
Specific-purpose industrial controls.....	11	7507993	06/11	133.607	133.607	133.607	134.680	134.682
Switchgear and switchboard apparatus.....	11	7522	06/05	182.309	183.838	184.279	185.897	186.878
Switchgear and switchboard apparatus.....	11	752201	06/05	182.309	183.838	184.279	185.897	186.878
Low voltage panelboards and distribution boards, 1000 volts or less..	11	7522013	12/07	148.009	151.836	151.885	151.885	151.885
Switchgear, except relays and ducts.....	11	752201A	12/07	180.332	180.332	181.095	183.989	185.535
Communications and related equipment and miscellaneous electronic systems & equipment.....	11	76	12/85	130.614	131.138	131.129	131.460	131.516
Telephone and wireline data networking equipment.....	11	7601	12/85	89.515	89.515	89.502	92.939	92.167
Other communications and related equipment, including broadcast and wireless.....	11	7603	06/13	108.564	109.628	109.609	109.578	109.728
Broadcast, studio, and related electronic equipment.....	11	760301	12/85	119.206	120.921	120.210	119.939	120.088
Radio station and wireless communication equipment.....	11	760302	12/85	100.327	101.438	101.438	101.438	101.438
Radio station equipment.....	11	7603022	06/13	110.909	116.063	116.063	116.063	116.063

See footnotes at end of table.

Table 9. Producer price indexes for commodity and service groupings and individual items, not seasonally adjusted — Continued
 [July 2023, Index base 1982=100, unless otherwise indicated]

Title	Commodity code		Other index base	Unadjusted index ¹				
	Group code	Item code		Mar. 2023	Apr. 2023 ^P	May 2023 ^P	June 2023 ^P	July 2023 ^P
Other broadcast and wireless communications systems and equipment.....	11	7603023	06/13	113.040	114.042	114.042	114.042	114.042
Intercommunications, alarm and traffic control systems.....	11	760303	12/85	161.265	161.403	161.688	161.564	162.961
Alarm systems, including electric sirens and horns.....	11	7603031	06/08	130.300	130.300	130.300	130.300	132.094
Intercommunications systems, including inductive paging systems....	11	7603033	06/08	149.765	149.765	153.405	153.405	153.405
Electronic systems and equipment, n.e.c.....	11	7605	12/03	146.234	147.708	147.708	147.713	148.765
Electronic systems and equipment, n.e.c.....	11	760512	12/03	146.234	147.708	147.708	147.713	148.765
Search, detection, navigation & guidance systems and equipment.....	11	7606	06/04	161.390	161.390	161.390	161.491	161.491
Search, detection, navigation & guidance systems and equipment.....	11	760613	06/04	161.390	161.390	161.390	161.491	161.491
Electric lamp bulbs, tubes, and components.....	11	77		102.673	102.673	102.673	107.387	107.387
Electric lamp bulbs, tubes, and components.....	11	7704	12/04	79.219	79.219	79.219	82.856	82.856
Electric lamp bulbs, tubes, and components.....	11	770401	12/04	79.219	79.219	79.219	82.856	82.856
Electronic components and accessories.....	11	78		68.223	67.908	67.204	67.364	67.750
Relays for electronic circuitry, industrial control overload, and switchgear type.....	11	7821		283.411	283.411	283.411	283.411	283.411
Relays for electronic circuitry, industrial control overload, and switchgear type.....	11	782119	06/90	210.708	210.708	210.708	210.708	210.708
Switches, mechanical, for electronic circuitry.....	11	7822	06/82	249.312	249.312	264.379	264.379	266.947
Switches, mechanical, for electronic circuitry.....	11	782299	06/82	249.312	249.312	264.379	264.379	266.947
Connectors for electronic circuitry.....	11	7824		249.852	246.332	246.529	246.509	248.048
Connectors for electronic circuitry.....	11	782481	12/11	144.321	142.288	142.402	142.391	143.280
Filters, crystals, and transducers.....	11	7828	06/82	115.590	115.590	116.642	116.642	116.642
Filters, crystals, and transducers.....	11	782890	06/82	115.590	115.590	116.642	116.642	116.642
Crystal, filter, piezoelectric, and other related electronic devices (exc. microwave filters).....	11	7828901	06/82	120.095	120.095	121.188	121.188	121.188
Integrated microcircuits.....	11	7839	06/05	33.612	33.161	32.967	33.104	32.483
Integrated microcircuits.....	11	783911	06/05	33.612	33.161	32.967	33.104	32.483
Other semiconductor and related devices.....	11	7847	06/05	75.820	75.827	75.827	75.827	78.665
Other semiconductor devices, including parts (such as chips, wafers and heat sinks).....	11	784711	06/05	73.862	73.869	73.869	73.869	76.634
Bare printed circuit boards.....	11	7849	12/00	122.581	122.590	122.590	124.346	124.346
Bare printed circuit boards.....	11	784901	06/82	128.240	128.250	128.250	130.087	130.087
Electronic coils, transformers, and other inductors.....	11	7853	06/82	245.254	246.110	246.110	246.757	246.757
Electronic coils, transformers, and other inductors.....	11	785399	06/00	168.360	168.948	168.948	169.392	169.392
Capacitors and resistors for electronic circuitry.....	11	7854	12/22	100.586	100.586	100.586	100.586	100.586
Capacitors for electronic circuitry.....	11	785411	12/02	187.740	187.740	187.740	187.740	187.740
Microwave components, electron tubes, and other electronic components, n.e.c.....	11	7856	06/00	171.086	171.208	171.280	171.715	175.004
Printed circuit assemblies, loaded boards, modules and consumer external modems.....	11	7861	06/82	86.286	86.278	80.970	81.032	81.293
Printed circuit assemblies, loaded boards, modules and consumer external modems.....	11	786199	06/82	86.286	86.278	80.970	81.032	81.293
Miscellaneous electrical machinery and equipment.....	11	79		137.089	137.155	137.236	137.409	138.471
Storage batteries.....	11	7901		242.413	244.762	244.762	245.053	244.718
Storage batteries, lead acid type, BCI dimensional group 8D or smaller.....	11	790103	12/84	255.582	259.505	259.505	259.505	258.944
Storage batteries, lead acid type, larger than BCI dimensional group 8D.....	11	790104	12/84	313.956	313.956	313.956	316.396	316.396
Storage batteries (excluding lead acid), including parts for all storage batteries.....	11	790105	12/84	259.130	259.130	259.130	259.130	259.130
Primary batteries.....	11	7902		233.668	233.429	232.792	234.443	235.294
Primary batteries.....	11	790229	12/03	151.556	151.401	150.987	152.058	152.610
Carbon and graphite products.....	11	7903		229.704	228.785	229.223	229.208	230.023
X-ray and electromedical equipment.....	11	7905		91.939	91.964	92.072	92.072	93.162
Irradiation equipment.....	11	790512	06/85	125.822	125.822	125.822	125.822	125.822
Electromedical equipment, including diagnostic, therapeutic and patient monitoring equipment.....	11	790541	06/09	101.616	101.654	101.819	101.819	103.486
Miscellaneous electrical industrial apparatus.....	11	7929	12/85	186.314	184.872	184.395	186.174	185.459
Rectifying apparatus.....	11	792902	12/85	205.189	208.790	208.790	208.790	208.790
Other electrical equipment for industrial use, except for electronic circuitry.....	11	792904	12/03	161.019	158.129	157.551	159.709	158.842
All other electrical equipment and components, except industrial.....	11	7939	12/06	133.113	133.113	133.113	133.114	133.114
All other electrical equipment and components, except industrial.....	11	793901	12/06	133.113	133.113	133.113	133.114	133.114
Miscellaneous instruments.....	11	8		245.012	245.822	246.812	247.203	248.175
Automatic environmental controls for monitoring residential, commercial, and appliance use.....	11	81		209.330	211.685	216.114	216.359	216.359
Automatic environmental controls for monitoring residential, commercial, and appliance use.....	11	8105	12/03	144.352	145.976	149.030	149.199	149.199
Automatic environmental controls for monitoring residential, commercial, and appliance use.....	11	810501	12/03	144.352	145.976	149.030	149.199	149.199
Industrial process control instruments.....	11	82	06/83	284.425	284.940	285.587	287.328	286.593

See footnotes at end of table.

Table 9. Producer price indexes for commodity and service groupings and individual items, not seasonally adjusted — Continued
 [July 2023, Index base 1982=100, unless otherwise indicated]

Title	Commodity code		Other index base	Unadjusted index ¹				
	Group code	Item code		Mar. 2023	Apr. 2023 ^P	May 2023 ^P	June 2023 ^P	July 2023 ^P
Industrial process control instruments.....	11	8201	06/83	284.425	284.940	285.587	287.328	286.593
Industrial process control instruments.....	11	820171	12/03	172.259	172.571	172.963	174.018	173.572
Fluid meters and counting devices.....	11	84	12/85	243.025	246.120	246.877	248.319	250.143
Fluid meters and counting devices.....	11	8401	12/85	243.025	246.120	246.877	248.319	250.143
Engineering and scientific instruments.....	11	85	12/85	279.159	280.615	281.142	281.142	286.143
Aeronautical, nautical, and navigational instruments.....	11	8501	12/85	313.241	315.235	315.235	315.235	322.089
Aeronautical, nautical, and navigational instruments.....	11	850111	12/85	313.241	315.235	315.235	315.235	322.089
Hospital beds and specialized hospital furniture.....	11	8504	12/11	139.397	139.397	140.856	140.856	140.856
Hospital beds and specialized hospital furniture.....	11	850404	12/11	139.397	139.397	140.856	140.856	140.856
Measuring instruments and lenses.....	11	86	12/85	170.162	170.538	171.660	171.565	171.057
Sighting, tracking, and fire-control equipment, optical type.....	11	8601	12/85	143.048	143.048	143.048	141.109	141.109
Sighting, tracking, and fire-control equipment, optical type.....	11	860111	12/85	143.048	143.048	143.048	141.109	141.109
All other miscellaneous optical instruments and lenses.....	11	8602	12/85	145.798	146.512	146.512	146.193	146.110
All other miscellaneous optical instruments and lenses.....	11	860211	12/85	145.798	146.512	146.512	146.193	146.110
Laboratory analytical instruments.....	11	8603	12/85	181.096	181.439	182.967	183.135	182.461
Laboratory analytical instruments.....	11	860311	12/85	181.096	181.439	182.967	183.135	182.461
Measuring & controlling devices, n.e.c.....	11	89	06/85	197.192	196.797	196.869	197.073	197.917
Aircraft engine instruments.....	11	8901	06/85	183.951	179.693	179.693	183.801	190.644
Aircraft engine instruments.....	11	890199	06/85	183.951	179.693	179.693	183.801	190.644
Nuclear radiation detection & monitoring instruments.....	11	8904	06/85	246.668	246.668	247.588	248.577	248.577
Nuclear radiation detection & monitoring instruments.....	11	890499	06/85	246.668	246.668	247.588	248.577	248.577
Physical properties and kinematic testing equipment.....	11	8905	06/04	135.286	135.313	135.313	135.317	135.317
Physical properties and kinematic testing equipment.....	11	890599	06/04	135.286	135.313	135.313	135.317	135.317
Commercial, geophysical, meteorological, surveying, drafting & general-purpose instruments.....	11	8906	06/04	136.154	136.419	136.419	135.559	135.559
Commercial, geophysical, meteorological & general-purpose instruments.....	11	890699	06/04	136.154	136.419	136.419	135.559	135.559
Miscellaneous machinery.....	11	9		212.891	213.741	214.255	214.413	214.488
Oil field and gas field machinery.....	11	91		249.712	250.446	250.446	250.446	250.446
Oil and gas field drilling, surveying, and cementing machinery (except parts sold separately).....	11	9102		262.037	262.037	262.037	262.037	262.037
Oil and gas field drilling, surveying, and cementing machinery (except parts sold separately).....	11	910201	09/20	111.579	111.579	111.579	111.579	111.579
Oil field and gas field production machinery (except pumps and parts sold separately).....	11	9104		225.509	227.928	227.928	227.928	227.928
Oil field and gas field production machinery (except pumps and parts sold separately).....	11	910456	12/03	185.282	187.270	187.270	187.270	187.270
Parts and attachments for oil and gas field machinery and equipment.....	11	9106	12/10	131.642	131.642	131.642	131.642	131.642
Parts and attachments for oil and gas field drilling machinery and equipment.....	11	910602	12/10	132.857	132.857	132.857	132.857	—
Parts and attachments for oil and gas field production machinery and equipment.....	11	910604	12/10	130.802	130.802	130.802	130.802	130.802
Mining machinery and equipment.....	11	92		399.395	415.642	416.819	417.012	418.500
Mining machinery and equipment (except parts sold separately).....	11	9207	09/19	134.713	141.063	141.535	141.535	142.191
Underground mining machinery (except parts sold separately).....	11	920701	12/03	261.147	296.390	296.626	296.626	296.626
Crushing, pulverizing, & screening machinery (except parts sold separately).....	11	920702	12/03	249.314	249.314	249.314	249.314	—
Drills and other mining machinery (except parts sold separately).....	11	920703	12/03	239.753	239.753	242.144	242.144	245.799
Mineral processing & beneficiation machinery (except parts sold separately).....	11	920704	12/03	271.465	271.465	271.465	271.467	271.467
Parts and attachments for mining machinery and equipment (sold separately).....	11	9253		318.774	325.032	325.392	326.044	326.044
Parts and attachments for mining machinery and equipment (sold separately).....	11	925303	12/03	229.615	234.123	234.383	234.852	234.852
Internal combustion engines.....	11	94		194.433	194.929	194.934	195.128	196.289
Diesel, semidiesel, and dual-fuel engines (except automotive).....	11	9407	12/82	212.141	212.141	212.152	213.420	213.420
Diesel, semidiesel, and dual-fuel engines (except automotive).....	11	940725	12/00	162.682	162.682	162.690	163.663	163.663
Diesel, semidiesel, and dual-fuel engines for automobiles, trucks, and buses.....	11	9408	12/82	166.267	167.190	167.190	167.190	167.190
Diesel, semidiesel, and dual-fuel engines for automobiles, trucks, and buses.....	11	940811	12/82	166.267	167.190	167.190	167.190	167.190
Parts & accessories for internal combustion engines, ex. aircraft & gasoline automotive engines.....	11	9413		245.292	246.235	246.234	246.234	246.191
Parts & accessories for internal combustion engines, ex. aircraft & gasoline automotive engines.....	11	941301		245.292	246.235	246.234	246.234	246.191
Machine shop products.....	11	95		219.944	220.309	221.442	221.783	222.131
Machine shop products.....	11	9505	06/84	199.251	199.581	200.608	200.916	201.232
Machine shop job work and job order repairs.....	11	950501	06/84	199.251	199.581	200.608	200.916	201.232
Turbines and turbine generator sets.....	11	97	06/87	266.493	267.066	267.598	267.106	261.623
Turbines and turbine generator sets (excluding parts).....	11	9701	06/87	266.493	267.066	267.598	267.106	261.623

See footnotes at end of table.

Table 9. Producer price indexes for commodity and service groupings and individual items, not seasonally adjusted — Continued
 [July 2023, Index base 1982=100, unless otherwise indicated]

Title	Commodity code		Other index base	Unadjusted index ¹				
	Group code	Item code		Mar. 2023	Apr. 2023 ^P	May 2023 ^P	June 2023 ^P	July 2023 ^P
Steam, gas, and other turbines and turbine generators.....	11	970103	06/11	111.033	111.158	111.244	111.477	108.856
Parts & accesories for turbines, turbine generators, and turbine generator sets.....	11	98	09/15	121.157	121.157	121.157	121.157	121.285
Parts & accesories for turbines, turbine generators, and turbine generator sets.....	11	9801	09/15	121.157	121.157	121.157	121.157	121.285
Parts & accesories for turbines, turbine generators, and turbine generator sets.....	11	980101	09/15	121.157	121.157	121.157	121.157	121.285
Furniture and household durables.....	12	—		218.032	217.981	218.610	218.754	218.999
Household furniture.....	12	1		275.539	274.711	274.531	275.619	276.322
Metal household furniture.....	12	11		225.251	223.946	223.946	224.562	224.658
Metal household furniture.....	12	1101		225.251	223.946	223.946	224.562	224.658
Metal household dining room and kitchen furniture.....	12	110102	06/84	268.955	259.406	259.406	263.911	264.615
Other metal household furniture.....	12	110104	06/84	201.209	201.209	201.209	201.209	201.209
Metal household furniture, beds, nonupholstered.....	12	1101041	12/11	142.049	142.049	142.049	142.049	142.049
Wood household furniture (nonupholstered).....	12	12		314.404	307.675	307.498	318.123	325.052
Wood household furniture (nonupholstered).....	12	1206	12/22	104.030	101.803	101.745	105.260	107.553
Wood living room furniture (nonupholstered).....	12	120602	12/04	165.698	164.275	164.275	166.088	166.970
Wood dining room, outdoor, and ready-to-assemble furniture (nonupholstered).....	12	120603	12/22	107.360	104.927	104.983	109.974	110.865
Wood bedroom furniture, including infants' and children's, (nonupholstered).....	12	120605	12/04	162.300	163.288	162.938	163.525	163.696
Upholstered household furniture.....	12	13		260.976	260.909	261.041	261.146	261.146
Upholstered household furniture.....	12	1301		260.976	260.909	261.041	261.146	261.146
Dual purpose sleep furniture, incl. convertible sofa.....	12	130123	06/83	218.468	218.468	218.531	218.531	218.531
Upholstered household furniture.....	12	130141	06/05	165.955	165.903	165.995	166.076	166.076
Upholstered household davenports, sofas, loveseats, and settees.....	12	1301411	12/11	145.067	144.969	144.969	144.969	144.969
Upholstered household sectional sofa pieces.....	12	1301412	12/11	136.315	136.258	136.258	136.258	136.258
Upholstered household rocking chairs, including swivel rockers.....	12	1301413	12/11	141.898	141.885	142.639	142.639	142.639
Other upholstered household furniture, including custom.....	12	1301415	12/11	155.665	155.815	156.225	156.756	156.756
Bedding.....	12	14		238.338	238.278	237.607	237.827	237.848
Bedding.....	12	1401		238.338	238.278	237.607	237.827	237.848
Innerspring mattresses, excluding crib size.....	12	140104	12/95	219.398	219.398	219.398	220.058	220.006
Mattress foundations.....	12	140107	12/11	148.615	147.817	138.948	138.419	138.963
Mattresses, other types, including crib, foam, waterbed mattresses and mattress inserts.....	12	140114	06/83	253.364	253.364	253.364	253.364	253.364
Sleep system ensembles and mattresses, excluding conventional waterbeds.....	12	140122	12/95	162.620	162.620	162.620	162.620	162.620
Mattress and foundation sets.....	12	140134	12/03	140.780	140.780	140.780	140.780	140.780
Metal porch, lawn, outdoor & casual furniture.....	12	15		373.362	373.362	373.337	366.795	366.795
Porch and lawn furniture.....	12	1501		373.362	373.362	373.337	366.795	366.795
Metal porch, lawn, outdoor & casual furniture.....	12	150112	06/84	371.359	371.359	371.334	364.826	364.826
Nonupholstered household furniture, except wood and metal.....	12	16	12/85	148.071	148.071	148.071	148.071	148.071
Nonupholstered household furniture, except wood and metal.....	12	1601	12/85	148.071	148.071	148.071	148.071	148.071
Nonupholstered household furniture, except wood and metal.....	12	160101	12/85	148.071	148.071	148.071	148.071	148.071
Commercial furniture.....	12	2		308.316	307.970	309.607	308.709	310.716
Wood office furniture and store fixtures.....	12	21		296.310	297.933	296.769	296.390	301.602
Wood office furniture and store fixtures.....	12	2101		296.310	297.933	296.769	296.390	301.602
Wood office seating, including upholstered.....	12	210112	06/85	257.495	258.535	258.535	258.535	261.703
Wood office desks and extensions.....	12	210113	06/85	322.398	324.026	324.026	326.161	326.161
Wood office files, storage units, and tables.....	12	210114	06/85	285.533	286.590	286.590	287.597	287.597
Wood office furniture, other types (incl. panel/desk systems).....	12	210116	06/85	228.705	229.279	229.279	229.279	229.279
Fixtures for stores, banks and offices.....	12	210161	12/83	294.298	295.996	294.622	294.011	300.014
Custom architectural woodwork, millwork, and fixtures.....	12	2101611	06/08	147.444	147.444	146.443	146.443	149.922
Wood lockers, partitions, and shelving (except custom).....	12	2101612	06/08	159.880	161.926	161.664	155.016	158.862
Wood furniture dimensions and nonwood furniture parts and frames..	12	2101615	12/11	186.224	201.302	204.925	205.591	210.533
Nonwood furniture and store fixtures.....	12	22		304.416	301.797	306.270	304.622	304.165
Nonwood commercial storage units, files, and tables.....	12	2202		301.131	289.664	309.631	311.114	313.423
Nonwood commercial storage units, files, and tables.....	12	220202	06/95	216.294	208.058	222.399	223.465	225.123
Nonwood commercial furniture.....	12	2203		315.589	308.229	311.944	311.843	311.815
Nonwood commercial desks and extensions.....	12	220321		—	—	—	373.283	373.138
Nonwood office seating.....	12	220325		243.191	228.010	239.027	239.027	239.027
Nonwood office furniture panel systems, and other nonwood office furniture.....	12	220326	06/95	229.775	230.541	227.637	227.487	227.464
Nonwood partitions and fixtures.....	12	2204	12/83	278.975	284.223	284.255	280.084	278.316
Storage racks and accessories, except wood.....	12	220407	12/83	254.721	270.263	270.263	264.084	256.880
Fixtures (bank, office, and store) except wood.....	12	220409	12/83	282.096	282.096	286.847	284.856	284.856
Public building furniture.....	12	23	12/84	315.594	315.789	316.407	316.407	316.407

See footnotes at end of table.

Table 9. Producer price indexes for commodity and service groupings and individual items, not seasonally adjusted — Continued
 [July 2023, Index base 1982=100, unless otherwise indicated]

Title	Commodity code		Other index base	Unadjusted index ¹				
	Group code	Item code		Mar. 2023	Apr. 2023 ^P	May 2023 ^P	June 2023 ^P	July 2023 ^P
Public building furniture.....	12	2301	12/84	315.594	315.789	316.407	316.407	316.407
School furniture (except stone and concrete), excluding library furniture.....	12	230101	12/84	373.196	374.656	374.656	374.656	374.656
Public building and related furniture, excluding school & restaurant furniture.....	12	230102	12/84	304.716	304.394	305.294	305.294	305.294
Commercial furniture and fixtures, n.e.c.....	12	24	12/85	282.610	284.821	285.108	285.231	286.243
Commercial furniture and fixtures, n.e.c.....	12	2401	12/85	282.610	284.821	285.108	285.231	286.243
Bar, bowling center, cafeteria, and restaurant furniture.....	12	240104	12/10	175.985	176.652	176.637	176.629	176.629
Other commercial and institutional furniture and fixtures, n.e.c.....	12	240108	12/10	161.588	163.167	163.419	163.526	164.385
Floor coverings.....	12	3		211.980	212.810	212.485	211.598	211.598
Carpets and rugs.....	12	31		205.831	206.773	206.405	205.397	205.397
Carpet and rugs.....	12	3101		209.006	209.963	209.589	208.566	208.566
Carpet and rugs.....	12	310101		209.006	209.963	209.589	208.566	208.566
Resilient floor coverings.....	12	32		262.289	262.289	262.289	262.289	262.289
Resilient floor coverings.....	12	3201		262.289	262.289	262.289	262.289	262.289
Resilient floor coverings.....	12	320170	12/11	117.936	117.936	117.936	117.936	117.936
Household appliances.....	12	4		148.328	148.556	150.244	150.459	149.843
Major appliances.....	12	41		143.009	143.227	145.106	145.359	144.656
Household cooking appliances.....	12	4101		154.077	154.536	158.518	158.831	157.678
Electric household ranges, ovens (including microwave), surface cooking units, and equipment.....	12	410105	12/02	154.179	158.319	158.684	155.445	154.647
Gas household ranges, ovens, surface cooking units and equipment. ..	12	410139	12/02	146.914	143.884	146.214	146.419	145.363
Other household ranges and cooking equipment, including outdoor equipment.....	12	410169	12/02	185.725	185.741	197.126	202.293	200.382
Household refrigeration equipment.....	12	4103		121.691	121.522	122.199	121.957	121.641
Household refrigerators, including refrigerator-freezer combinations.	12	410329	12/02	131.591	131.828	132.205	131.870	131.107
Other major household appliances including room air-conditioners.	12	4104		173.704	174.514	175.399	176.548	175.981
Room air-conditioners.....	12	410445		231.180	231.180	231.180	233.582	233.582
Household vacuum cleaners, including parts and attachments.....	12	43		127.113	128.221	128.102	128.517	128.517
Household vacuum cleaners and other floor care machines (including parts and attachments).....	12	4301		119.247	120.287	120.175	120.565	120.565
Household vacuum cleaners and other floor care machines (including parts and attachments).....	12	430114	06/07	130.085	131.219	131.097	131.522	131.522
Electric housewares and fans.....	12	44		146.241	146.262	146.755	146.563	146.545
Parts and attachments for small electric household appliances, including fan parts.....	12	4403	12/82	197.705	197.705	197.705	197.705	197.705
Parts and attachments for small electric household appliances, including fan parts.....	12	440311	12/82	197.705	197.705	197.705	197.705	197.705
Small electric household appliances, including fans.....	12	4404	05/21	116.626	116.643	117.037	116.883	116.869
Small electric household appliances, including fans.....	12	440401	05/21	116.626	116.643	117.037	116.883	116.869
Portable residential lighting fixtures, including parts and accessories.	12	45		295.456	295.441	295.446	295.452	295.452
Portable residential lighting fixtures, including parts and accessories.	12	4501		295.456	295.441	295.446	295.452	295.452
Portable residential lighting fixtures, including parts and accessories.	12	450135	06/98	199.136	199.126	199.130	199.134	199.134
Home electronic equipment.....	12	5		62.278	62.278	62.278	62.278	62.278
Speakers and commercial sound equipment.....	12	57	12/03	137.664	137.664	137.664	137.664	137.664
Speakers and commercial sound equipment.....	12	5707	12/03	137.664	137.664	137.664	137.664	137.664
Speakers and commercial sound equipment.....	12	570708	12/03	137.664	137.664	137.664	137.664	137.664
Other home electronic equipment.....	12	58	06/04	114.837	114.837	114.837	114.837	114.837
Other home electronic equipment, including television receivers and automotive A/V equipment.....	12	5803	01/17	119.037	119.037	119.037	119.037	119.037
All other consumer audio and video equipment, excluding TV receivers and automotive A/V equip.....	12	580301	06/04	105.704	105.704	105.704	105.704	105.704
Other household durable goods.....	12	6		243.317	243.558	242.152	243.270	242.360
Vitreous china, fine earthenware, and other pottery products.....	12	61		321.579	321.579	330.018	330.018	330.018
Vitreous china, porcelain, and earthenware table and kitchenware and other pottery products.....	12	6101		321.534	321.534	329.972	329.972	329.972
Vitreous china, porcelain, and earthenware (semivitreous) table and kitchenware.....	12	610104	06/08	142.412	142.412	142.412	142.412	142.412
All other pottery products (including china decorated for the trade).	12	610105	06/08	159.258	159.258	164.126	164.126	164.126
Mirrors (decorated and undecorated).....	12	65		221.740	219.667	212.942	219.038	214.227
Mirrors (decorated and undecorated), made from purchased glass.....	12	6501		221.740	219.667	212.942	219.038	214.227
Mirrors (decorated and undecorated), made from purchased glass.....	12	650104	12/04	142.835	141.500	137.168	141.095	137.996
Lawn/garden equipment.....	12	66		179.526	180.080	179.525	179.490	179.471
Parts and attachments for consumer lawn, garden, and snow equipment.....	12	6605	12/82	232.233	232.727	229.530	229.530	230.470
Parts and attachments for consumer lawn, garden, and snow equipment.....	12	660503	06/03	156.910	157.244	155.084	155.084	155.719

See footnotes at end of table.

Table 9. Producer price indexes for commodity and service groupings and individual items, not seasonally adjusted — Continued
 [July 2023, Index base 1982=100, unless otherwise indicated]

Title	Commodity code		Other index base	Unadjusted index ¹				
	Group code	Item code		Mar. 2023	Apr. 2023 ^P	May 2023 ^P	June 2023 ^P	July 2023 ^P
Consumer lawn, garden, and snow equipment.....	12	6607	05/18	119.585	119.966	119.736	119.710	119.644
Consumer lawn, garden, and snow equipment.....	12	660701	05/18	119.585	119.966	119.736	119.710	119.644
Consumer riding lawn, garden, and snow equipment.....	12	6607011	06/03	133.429	133.429	133.429	133.429	133.429
Consumer nonriding lawn, garden, and snow equipment.....	12	6607012	06/03	129.070	129.924	129.409	129.352	129.202
Cutlery, flatware (except precious), razors and razor blades.....	12	67		274.567	278.058	278.058	278.058	278.058
Cutlery, flatware (except precious), razors and razor blades.....	12	6701		274.567	278.058	278.058	278.058	278.058
Cutlery, scissors, shears, trimmers, and snips.....	12	670141	12/83	284.237	292.365	292.365	292.365	292.365
Metal kitchen utensil, pots, and pans.....	12	68		308.923	308.923	308.923	308.923	308.923
Metal kitchen utensil, pots, and pans.....	12	6801		308.923	308.923	308.923	308.923	308.923
Stamped and spun kitchen utensils, aluminum.....	12	680101		291.971	291.971	291.971	291.971	291.971
Window shades, blinds, and accessories.....	12	69	06/84	295.962	295.965	295.876	295.874	295.874
Window shades, blinds, and accessories.....	12	6901	06/84	295.962	295.965	295.876	295.874	295.874
Window shades and window shade accessories and rollers.....	12	690101	06/84	360.532	360.539	360.539	360.539	360.539
Other shades and blinds, including curtain and drapery fixtures, poles, & rods.....	12	690103	06/84	224.096	224.096	223.841	223.841	223.841
Nonmetallic mineral products.....	13	—		327.600	327.029	327.673	328.391	329.329
Glass.....	13	1		184.442	184.064	183.273	183.820	184.237
Flat glass.....	13	11		173.057	172.607	171.544	172.199	172.651
Specialty glass.....	13	1107		208.878	208.618	206.804	206.443	206.443
Specialty glass.....	13	110703	06/11	152.293	152.104	150.781	150.518	150.518
Other glass products, made by flat glass producers.....	13	1107034	06/11	161.713	161.713	161.713	161.713	161.713
Flat glass (float, sheet, and plate process).....	13	1108	12/22	95.061	94.347	94.635	96.884	98.028
Flat glass (float, sheet, and plate process).....	13	110811	12/22	95.061	94.347	94.635	96.884	98.028
Other finished glassware.....	13	13	06/83	198.683	198.686	199.211	199.193	199.378
Pressed and blown glassware.....	13	1301	06/83	201.843	201.845	202.379	202.361	202.549
Machine-made pressed & blown table, kitchen, art, & novelty glassware.....	13	130116	12/11	154.633	154.633	154.633	154.633	154.633
All other machine-made pressed and blown glassware.....	13	130117	12/11	125.480	125.484	125.637	125.612	125.875
Handmade pressed and blown glassware.....	13	130118	12/11	121.434	121.434	129.521	129.521	129.521
Concrete ingredients and related products.....	13	2		400.613	401.071	402.237	404.012	405.946
Construction sand, gravel, and crushed stone.....	13	21		453.625	454.204	454.998	457.950	458.033
Construction sand, gravel and crushed stone.....	13	2101		453.625	454.204	454.998	457.950	458.033
Construction sand and gravel (run of pit/bank, washed, screened, etc.)..	13	210120	12/11	168.266	170.320	171.708	171.838	172.429
Construction sand and gravel, Northeast.....	13	2101201	12/12	179.598	180.785	179.548	179.548	179.548
Construction sand and gravel, Midwest.....	13	2101202	12/12	181.320	186.034	189.071	189.071	189.071
Construction sand and gravel, West.....	13	2101204	12/12	170.407	172.358	174.430	174.696	175.907
Crushed and broken stone.....	13	210121		449.477	447.822	447.284	451.377	450.780
Crushed and broken limestone.....	13	2101212	12/11	175.671	175.232	175.297	176.018	176.926
Crushed and broken granite.....	13	2101213	12/11	166.273	170.226	168.702	171.207	170.265
Bituminous limestone, sandstone, & other crushed & broken stone. ..	13	2101219	12/11	149.869	143.999	144.198	147.621	144.181
Cement, hydraulic.....	13	22		329.742	330.005	331.964	331.636	337.234
Cement, hydraulic.....	13	2201		329.742	330.005	331.964	331.636	337.234
Cement, hydraulic.....	13	220161	06/89	322.722	322.979	324.896	324.576	330.054
Concrete products.....	13	3		359.778	361.831	365.040	364.754	366.447
Concrete block and brick.....	13	31		355.333	358.738	358.836	359.057	359.057
Structural concrete block.....	13	3111		370.879	374.604	374.953	375.738	375.738
Structural concrete block.....	13	311135	12/87	302.679	305.720	306.004	306.645	306.645
Structural concrete block, lightweight units (weighing less than 105 lb/cubic ft.) (dry weight).....	13	3111351	12/11	163.034	165.950	165.950	165.950	165.950
Structural concrete block, mediumweight units (weighing 105 - 124 lb/cubic ft.) (dry weight).....	13	3111352	12/11	170.501	171.194	172.083	172.368	172.368
Structural concrete block, normalweight units (weighing 125 lb or more/cubic ft.) (dry weight).....	13	3111353	12/11	155.425	156.185	156.185	156.871	156.871
Decorative concrete block.....	13	3121		310.499	313.081	313.081	313.081	313.081
Decorative concrete block (including screen, split, slump, shadowal block, etc.).....	13	312101		310.499	313.081	313.081	313.081	313.081
Concrete brick.....	13	3131		322.831	325.989	325.989	325.989	325.989
Concrete brick.....	13	313101		322.831	325.989	325.989	325.989	325.989
Concrete pavers.....	13	3141		300.025	302.985	302.985	302.985	302.985
Concrete pavers (including grid, interlocking, etc.).....	13	314101		300.025	302.985	302.985	302.985	302.985
Concrete pipe.....	13	32		344.862	347.406	348.860	354.930	354.930
Concrete pipe.....	13	3201		344.862	347.406	348.860	354.930	354.930
Concrete pipe.....	13	320108	12/86	301.145	303.367	304.636	309.936	309.936
Concrete storm sewer pipe.....	13	3201082	12/11	208.131	208.064	208.837	208.602	208.602
Concrete pipe, except concrete culvert and storm sewer pipe.....	13	3201083	12/11	152.542	152.542	152.779	157.564	157.564
Ready-mix concrete.....	13	33		355.235	357.639	362.228	360.594	362.837

See footnotes at end of table.

Table 9. Producer price indexes for commodity and service groupings and individual items, not seasonally adjusted — Continued
 [July 2023, Index base 1982=100, unless otherwise indicated]

Title	Commodity code		Other index base	Unadjusted index ¹				
	Group code	Item code		Mar. 2023	Apr. 2023 ^P	May 2023 ^P	June 2023 ^P	July 2023 ^P
Ready-mix concrete.....	13	3301		355.235	357.639	362.228	360.594	362.837
Ready-mix concrete.....	13	330101		355.235	357.639	362.228	360.594	362.837
Northeast region ready-mix concrete.....	13	330101A	12/12	156.785	159.309	165.768	164.998	164.998
Midwest region ready-mix concrete.....	13	330101B	12/12	161.161	161.409	163.900	160.826	162.859
South region ready-mix concrete.....	13	330101C	12/12	160.098	160.663	162.150	162.378	163.902
West region ready-mix concrete.....	13	330101D	12/12	172.616	174.834	175.839	175.541	175.232
Precast concrete products.....	13	34		378.266	378.516	380.168	382.655	384.141
Precast concrete products.....	13	3401		378.266	378.516	380.168	382.655	384.141
Precast concrete products.....	13	340106	12/86	333.710	333.931	335.388	337.582	338.893
Precast concrete slabs and tile, roof and floor units.....	13	3401061	12/11	168.295	168.295	168.295	168.295	168.295
Precast concrete architectural wall panels.....	13	3401062	12/11	182.284	182.156	183.204	183.204	183.234
Burial vaults and boxes, precast concrete.....	13	3401063	12/11	161.218	161.218	161.218	161.218	161.218
Precast concrete products (excl burial vaults and boxes, slabs and tile, and arch. wall panels).....	13	3401064	12/11	171.004	171.180	172.018	173.553	174.465
Prestressed concrete products.....	13	35		353.644	356.007	355.348	354.286	354.286
Prestressed concrete products.....	13	3501		353.644	356.007	355.348	354.286	354.286
Prestressed concrete products.....	13	350107	12/86	360.893	363.304	362.632	361.548	361.548
Prestressed concrete bridge beams and solid and hollow cored slabs and panels.....	13	3501071	12/07	248.094	247.385	246.535	245.166	245.166
Prestressed concrete bridge beams.....	13	35010711	12/07	204.109	204.109	204.398	203.673	203.673
Prestressed concrete solid and hollow cored slabs and panels.....	13	35010712	12/07	297.658	294.798	290.370	287.344	287.344
Prestressed concrete products (excl bridge beams and solid and hollow cored slabs and panels).....	13	3501072	12/07	127.895	130.205	130.205	130.205	130.205
Clay construction products ex. refractories.....	13	4		225.731	227.616	230.236	231.125	231.125
Brick and structural clay tile.....	13	42	12/84	253.123	253.123	253.548	253.548	253.548
Building or common brick.....	13	4201	12/84	249.936	249.936	250.360	250.360	250.360
Building or common brick.....	13	420101	12/84	249.936	249.936	250.360	250.360	250.360
Glazed brick and other brick (paving, floor, and sewer).....	13	4202	12/84	297.638	297.638	297.638	297.638	297.638
Glazed brick and other brick (paving, floor, and sewer).....	13	420201	12/84	297.638	297.638	297.638	297.638	297.638
Clay floor and wall tile, glazed and unglazed.....	13	44		133.513	136.040	139.298	140.489	140.489
Clay floor and wall tile, glazed and unglazed (including quarry tile and ceramic mosaic tile).....	13	4401		133.513	136.040	139.298	140.489	140.489
Clay floor and wall tile, glazed and unglazed (including quarry tile and ceramic mosaic tile).....	13	440131		133.514	136.041	139.299	140.490	140.490
Structural clay products, n.e.c.....	13	45		353.091	353.091	353.091	353.091	353.091
Structural clay products, n.e.c.....	13	4501		353.091	353.091	353.091	353.091	353.091
All other structural clay products, excluding clay refractories.....	13	450199	12/85	303.361	303.361	303.361	303.361	303.361
Refractories.....	13	5		345.877	345.975	347.361	347.645	347.053
Clay refractories.....	13	52		389.605	389.605	389.605	389.605	389.605
Clay refractories.....	13	5201		389.605	389.605	389.605	389.605	389.605
Clay refractories.....	13	520181	12/04	218.832	218.832	218.832	218.832	218.832
Nonclay refractories.....	13	53		310.145	310.478	315.222	316.191	314.168
Nonclay refractories (excluding dead-burned magnesia).....	13	5301		310.145	310.478	315.222	316.191	314.168
Nonclay refractories (excluding dead-burned magnesia).....	13	530112	12/04	203.438	203.656	206.768	207.403	206.076
Asphalt felts and coatings.....	13	6		323.525	329.526	331.110	336.526	339.462
Prepared asphalt and tar roofing and siding products.....	13	61		327.099	334.803	336.474	342.882	346.454
Prepared asphalt and tar roofing and siding products.....	13	6101		327.099	334.803	336.474	342.882	346.454
Prepared asphalt and tar roofing and siding products.....	13	610131	12/03	297.471	304.477	305.997	311.825	315.073
Asphalt smooth-surfaced roll roofing and cap sheets, organic and fiberglass base.....	13	6101311	12/12	144.404	153.418	144.347	155.638	155.638
Asphalt mineral-surfaced roll roofing and cap sheets, organic and fiberglass base.....	13	6101312	12/11	170.670	170.670	175.934	175.934	175.934
Other prepared asphalt and tar products for roofing and siding.....	13	6101317	12/11	128.364	128.286	128.832	129.294	129.427
Roofing asphalts, pitches, coatings, and cement.....	13	62		265.185	263.580	264.601	265.323	265.323
Roofing asphalts, pitches, coatings, and cement.....	13	6201		265.185	263.580	264.601	265.323	265.323
Roofing asphalts, pitches, coatings, and cement.....	13	620121	06/84	251.188	249.668	250.635	251.319	251.319
Gypsum products.....	13	7		469.533	465.065	460.869	460.031	459.008
Gypsum products.....	13	71		469.533	465.065	460.869	460.031	459.008
Gypsum products.....	13	7101		469.533	465.065	460.869	460.031	459.008
Gypsum building materials.....	13	710102	12/93	361.482	357.382	353.531	352.762	351.823
Other gypsum products.....	13	710116	12/99	245.245	245.245	245.245	245.245	245.245
Glass containers.....	13	8		279.298	279.298	280.854	280.854	280.402
Glass containers.....	13	81		279.298	279.298	280.854	280.854	280.402
Glass containers (including value of packaging).....	13	8101		279.298	279.298	280.854	280.854	280.402
Glass containers (including value of packaging).....	13	810104	06/95	213.613	213.613	214.803	214.803	214.457

See footnotes at end of table.

Table 9. Producer price indexes for commodity and service groupings and individual items, not seasonally adjusted — Continued
 [July 2023, Index base 1982=100, unless otherwise indicated]

Title	Commodity code		Other index base	Unadjusted index ¹				
	Group code	Item code		Mar. 2023	Apr. 2023 ^P	May 2023 ^P	June 2023 ^P	July 2023 ^P
Other nonmetallic minerals.....	13	9		323.343	317.661	316.199	316.324	316.194
Insulation materials.....	13	92		267.723	267.556	270.024	268.330	268.932
Mineral wool for thermal and acoustical envelope insulation.....	13	9201		261.946	262.923	262.420	261.027	261.815
Mineral wool for thermal and acoustical envelope insulation.....	13	920105	06/07	199.598	200.342	199.959	198.897	199.498
Mineral wool for industrial, equipment, and appliance insulation.....	13	9202		232.721	231.084	237.050	235.231	235.494
Mineral wool for industrial, equipment, and appliance insulation.....	13	920201		232.721	231.084	237.050	235.231	235.494
Paving mixtures and blocks.....	13	94		416.028	393.612	387.732	386.947	386.461
Paving mixtures and blocks.....	13	9401		416.028	393.612	387.732	386.947	386.461
Paving mixtures and blocks.....	13	940113	12/03	293.511	277.696	273.548	272.994	272.651
Emulsified asphalt, including liquid additives.....	13	940113A	12/09	151.581	152.802	154.772	154.739	155.331
Other liquid asphalt and tar paving materials, including cut-backs.....	13	940113B	12/09	192.369	192.943	185.464	183.518	184.811
Asphalt and tar paving mixtures (excluding liquid).....	13	940113C	12/09	166.932	145.427	138.473	137.971	136.731
Cut stone and stone products.....	13	95	12/84	235.076	235.076	234.141	234.141	234.141
Cut stone and stone products.....	13	9501	12/84	235.076	235.076	234.141	234.141	234.141
Dressed dimension granite (including gneiss, syenite, diorite, and cut granite).....	13	950111	12/84	233.987	233.987	232.148	232.148	232.148
Dressed dimension limestone (including dolomite, travertine, calcareous, tufa, & cut limestone).....	13	950121	12/84	208.310	208.310	208.310	208.310	208.310
Dressed dimension marble and other stone.....	13	950151	12/04	154.751	154.751	154.989	154.989	154.989
Gaskets, packing, and sealing devices.....	13	98	12/85	242.648	242.771	243.993	247.145	243.654
Gaskets and gasketing material.....	13	9801	12/85	265.735	265.735	267.694	271.666	265.869
Nonmetallic gaskets and gasketing.....	13	980111	12/90	240.055	240.055	240.052	246.411	237.130
Metallic gaskets and machined seals.....	13	980112	12/90	207.523	207.523	211.037	211.037	211.037
Packing and sealing.....	13	9802	12/85	227.008	227.296	227.640	229.918	229.194
Compression packing.....	13	980211	12/90	259.095	259.095	259.095	259.095	259.095
Molded packing and sealing devices.....	13	980212	12/90	194.119	194.654	195.292	199.521	198.178
Rotary oil seals.....	13	980214	12/90	186.365	186.365	186.365	186.365	186.365
Nonmetallic minerals and products, n.e.c.....	13	99	06/82	298.470	301.165	300.046	300.367	302.379
Clay and stone mining and quarrying.....	13	9902	06/84	307.726	311.583	309.571	310.147	312.700
Ground or treated minerals and earths.....	13	990209	06/85	296.009	299.811	301.474	301.293	301.878
Treated lightweight aggregate and crushed slag, minerals and earths.....	13	9902094	12/14	155.156	156.979	156.979	156.979	156.979
Other minerals and earths, treated.....	13	9902096	12/14	86.978	88.558	89.698	89.574	89.574
Dimension stone mining and quarrying.....	13	990211	06/85	289.351	289.351	304.134	304.134	323.659
Clay, excluding kaolin and ball clay.....	13	990214	06/90	231.381	232.833	233.213	232.742	233.011
Bentonite.....	13	990214C	12/07	156.491	158.606	158.606	158.606	158.606
All other nonmetallic minerals, including talc and gypsum.....	13	990299	06/85	394.630	404.285	364.855	371.691	374.716
All other nonmetallic mineral products.....	13	9903	12/85	235.438	236.456	236.456	236.456	237.552
Other nonmetallic mineral products.....	13	990319	12/11	114.484	115.449	115.449	115.449	115.650
Transportation equipment.....	14	—		202.814	203.025	203.345	203.340	203.706
Motor vehicles and equipment.....	14	1		168.973	168.978	169.086	168.907	169.207
Motor vehicles.....	14	11		171.160	170.827	170.753	170.489	170.807
Passenger cars and chassis.....	14	1101		142.247	141.220	141.139	139.681	139.778
Passenger cars and chassis.....	14	110131	06/82	141.957	140.932	140.851	139.395	139.492
Motorcycles, including three-wheel motorbikes, motorscooters, mopeds, and parts.....	14	1104		203.065	203.065	203.065	203.952	203.952
Motorcycles, including three-wheel motorbikes, motorscooters, mopeds, and parts.....	14	110401		218.711	218.711	218.711	219.667	219.667
Trucks, truck tractors, & bus chassis 14,000 lb or less, incl. minivans & suvs.....	14	1105		198.904	198.680	198.556	198.502	198.978
Trucks, truck tractors, & bus chassis 14,000 lb or less, incl. minivans & suvs.....	14	110571	12/82	191.375	191.160	191.041	190.989	191.447
Trucks, over 14,000 lbs GVW.....	14	1106		245.557	245.744	246.063	246.805	246.819
Trucks, over 14,000 lbs GVW.....	14	110684	12/05	148.236	148.349	148.541	148.989	148.997
Truck, truck tractors, and bus chassis (chassis of own manufacture) 14,001 to 33,000 lbs.....	14	1106841	06/11	118.234	118.234	118.992	120.781	120.781
Buses, including military and firefighting vehicles (chassis of own manufacture).....	14	1106843	06/11	144.093	144.394	144.406	144.418	144.441
Motor vehicles parts.....	14	12		140.405	140.629	140.931	140.859	141.097
Motor vehicles parts.....	14	1205	12/03	125.818	126.018	126.289	126.225	126.439
Gasoline engines and engine parts, excl. carburetors, pistons, and valves.....	14	120501	12/03	133.338	133.574	133.753	133.380	133.547
Motor vehicle steering and suspension parts.....	14	120502	12/03	111.278	111.303	110.823	111.020	111.664
Motor vehicle transmission and power train.....	14	120503	12/03	122.721	122.197	122.277	122.315	123.002
Motor vehicle drive train components, except wheels and brakes, new.....	14	1205031	12/11	113.476	112.965	113.043	113.080	113.748
Motor vehicle transmissions except auxiliary and parts, new.....	14	12050310	06/12	114.286	114.282	114.282	114.282	113.840
Parts for manual and automatic transmissions, new.....	14	12050313	12/11	124.556	124.119	124.546	124.573	126.191

See footnotes at end of table.

Table 9. Producer price indexes for commodity and service groupings and individual items, not seasonally adjusted — Continued
 [July 2023, Index base 1982=100, unless otherwise indicated]

Title	Commodity code		Other index base	Unadjusted index ¹				
	Group code	Item code		Mar. 2023	Apr. 2023 ^P	May 2023 ^P	June 2023 ^P	July 2023 ^P
Other motor vehicle drive train components, except wheels and brakes, new.....	14	12050315	12/11	102.347	102.541	102.542	102.679	103.085
Motor vehicle drive train components, rebuilt.....	14	1205033	12/11	131.891	131.896	131.900	131.900	131.901
Motor vehicle brake systems.....	14	120504	12/03	144.260	147.070	147.346	147.062	146.242
Motor vehicle brake parts and assemblies, new.....	14	1205041	12/11	131.159	133.968	134.244	133.960	133.212
Motor vehicle drum brake assemblies and parts, new.....	14	1205041A	12/11	166.769	165.197	166.266	165.072	166.644
Other motor vehicle brake parts and assemblies, new.....	14	1205041B	12/11	118.289	118.435	118.476	118.479	118.937
Motor vehicle disc brake assemblies and parts, new.....	14	1205041C	12/11	129.790	141.515	141.515	141.515	136.459
Filters for internal combustion engines and motor vehicles.....	14	120505	12/03	160.162	161.800	162.596	162.596	162.596
Other motor vehicle parts.....	14	120508	12/03	116.358	116.575	116.693	117.375	117.594
Vehicle seating and interior trim.....	14	120511	06/04	114.770	114.758	114.834	114.007	113.988
Automobile trimmings.....	14	1205111	06/09	92.425	92.425	92.230	91.945	91.945
Seats for public conveyance and aircraft.....	14	1205113	06/09	119.971	119.930	120.496	119.141	119.072
Motor vehicle air conditioning systems and compressors.....	14	120512	12/11	101.469	101.234	101.523	101.523	101.283
Carburetors, pistons, piston rings, and valves.....	14	120513		208.635	209.593	209.651	209.651	210.368
Motor vehicle electrical and electronic equipment.....	14	120514		140.801	141.359	141.631	141.541	141.527
Vehicular lighting equipment.....	14	1205141		153.064	153.062	153.173	152.948	152.948
Other motor vehicle electrical and electronic equipment.....	14	1205142		142.828	143.547	143.870	143.811	143.793
Battery charging alternators, generators, and regulators.....	14	12051422	06/00	107.059	107.568	107.881	107.934	107.788
Parts for electrical and electronic engine equipment.....	14	12051424	06/00	96.649	97.940	97.940	97.940	97.940
All other miscellaneous non-engine electrical and electronic equipment.....	14	12051425	12/03	119.789	120.056	120.032	119.958	119.958
All other miscellaneous complete engine electrical equipment, including spark plugs.....	14	12051426	06/00	110.317	112.013	112.577	112.503	112.503
Truck and bus bodies.....	14	13	12/82	336.119	338.010	338.311	337.419	339.139
Truck and bus bodies sold separately.....	14	1301	12/82	342.479	345.104	345.104	343.382	345.758
Other truck and vehicle bodies, sold separately.....	14	13015	12/08	152.886	152.779	152.779	152.017	152.010
Dump truck bodies, sold separately.....	14	130151	12/08	177.997	177.997	177.997	171.852	171.852
All other truck and vehicle bodies, sold separately.....	14	130152	12/08	151.074	150.903	150.903	150.903	150.903
Service truck bodies, sold separately.....	14	130153	09/15	138.607	138.680	138.680	143.147	143.080
Complete vehicles on purchased chassis.....	14	1302	12/82	325.240	325.279	326.359	327.579	327.647
Buses and firefighting vehicles, complete, produced on purchased chassis.....	14	13027	12/08	128.298	128.298	128.410	128.521	128.521
Buses and firefighting vehicles, complete, produced on purchased chassis.....	14	130275	12/08	128.298	128.298	128.410	128.521	128.521
Other trucks and vehicles, complete, produced on purchased chassis, except upfitting trucks.....	14	130294	09/15	142.004	142.067	143.643	145.000	145.109
Truck trailers.....	14	14		330.118	331.730	331.190	331.191	328.556
Truck trailers.....	14	1406	12/86	320.024	321.587	321.064	321.064	318.510
Truck trailers and chassis, axle rating 10,000 lb or more.....	14	140602	12/86	311.023	312.606	312.100	312.100	309.383
Truck trailers and chassis, axle rating less than 10,000 lb.....	14	140603	12/11	212.323	212.901	212.537	212.537	212.537
Motor homes, built on purchased chassis.....	14	15	06/84	216.308	216.308	216.308	216.371	217.580
Motor homes, built on purchased chassis.....	14	1501	06/84	216.308	216.308	216.308	216.371	217.580
Motor homes, built on purchased chassis.....	14	150101	06/84	216.308	216.308	216.308	216.371	217.580
Travel trailers and campers.....	14	16	06/84	297.435	297.435	297.435	297.435	298.847
Travel trailers.....	14	1601	06/84	284.555	284.555	284.555	284.555	286.215
Travel trailers.....	14	160101	06/84	284.555	284.555	284.555	284.555	286.215
Conventional travel trailers.....	14	1601016	12/11	168.858	168.858	168.858	168.858	170.429
Fifth wheel travel trailers.....	14	1601017	12/11	—	—	—	174.471	174.471
Camping trailers, campers, pick-up covers, and parts.....	14	1602	06/84	336.518	336.518	336.518	336.518	336.518
Camping trailers, campers, pick-up covers, and parts.....	14	160201	06/84	336.518	336.518	336.518	336.518	336.518
Other parts and components, excluding appliances and furnishings.....	14	1602013	12/11	196.082	196.082	196.082	196.082	196.082
Truck campers, caps, box covers, and fold-down camping trailers.....	14	1602014	06/14	145.630	145.630	145.630	145.630	145.630
Aircraft and aircraft equipment.....	14	2		304.397	305.578	306.718	307.396	307.827
Aircraft.....	14	21		338.017	339.731	341.616	342.756	343.187
Civilian aircraft.....	14	2102	12/85	327.306	329.566	332.123	333.669	334.254
Civilian aircraft.....	14	210206	12/03	177.223	178.447	179.831	180.669	180.985
Military aircraft.....	14	2104	06/13	104.610	104.662	104.662	104.662	104.662
Military aircraft.....	14	210401	06/13	104.610	104.662	104.662	104.662	104.662
Aircraft engine and engine parts.....	14	23	12/85	250.069	250.774	250.963	251.082	251.862
Aircraft engine and engine parts.....	14	2301	12/85	250.069	250.774	250.963	251.082	251.862
Aircraft engine and engine parts.....	14	230101	12/85	250.069	250.774	250.963	251.082	251.862
Aeronautical services on aircraft engines.....	14	2301015	12/11	145.030	145.842	145.842	145.842	145.842
Aircraft engine parts and accessories.....	14	2301017	12/11	117.828	118.190	118.346	118.445	119.091
Parts and accessories for military aircraft engines.....	14	23010175	12/11	124.787	124.805	125.154	125.526	125.850
Parts and accessories for civilian aircraft engines.....	14	23010177	12/11	116.535	117.062	117.132	117.105	117.911
Other aircraft parts and equipment.....	14	25	06/85	208.029	208.221	208.311	208.323	208.390
Other aircraft parts and equipment.....	14	2501	06/85	208.029	208.221	208.311	208.323	208.390

See footnotes at end of table.

Table 9. Producer price indexes for commodity and service groupings and individual items, not seasonally adjusted — Continued
 [July 2023, Index base 1982=100, unless otherwise indicated]

Title	Commodity code		Other index base	Unadjusted index ¹				
	Group code	Item code		Mar. 2023	Apr. 2023 ^p	May 2023 ^p	June 2023 ^p	July 2023 ^p
Aircraft propellers and helicopter rotors.....	14	250102	06/08	161.229	161.229	161.229	161.298	161.667
Aircraft parts and auxiliary equipment.....	14	250103	06/08	124.616	124.741	124.799	124.801	124.824
Aircraft landing gear for civilian and military aircraft.....	14	2501032	06/08	186.970	186.970	186.970	186.970	186.970
Other aircraft subassemblies and parts for military aircraft.....	14	2501033	06/08	124.666	125.144	125.607	125.532	125.712
Other aircraft subassemblies and parts for civilian aircraft.....	14	2501034	06/08	115.480	115.555	115.555	115.569	115.569
Ships and boats.....	14	3		302.969	303.218	304.627	305.533	307.534
Ships.....	14	31	12/85	247.771	247.912	249.846	249.812	251.596
Military self-propelled ships, new construction.....	14	3102	06/96	148.071	148.189	148.189	148.165	149.387
Military self-propelled ships, new construction.....	14	310201	06/96	148.071	148.189	148.189	148.165	149.387
Nonmilitary self-propelled ships, new construction.....	14	3103	06/96	265.378	265.378	265.378	265.378	265.529
Nonmilitary self-propelled ships, new construction.....	14	310301	12/85	405.049	405.049	405.049	405.049	405.280
Boats.....	14	32		348.724	349.128	349.318	351.780	353.812
Outboard motorboats, including commercial and military (except sailboats and lifeboats).....	14	3201		398.600	399.132	399.265	401.276	403.821
Outboard motorboats, wood or metal, incl. comm. and military (exc. sailboats and lifeboats).....	14	320107	06/11	174.364	175.022	175.137	175.855	177.122
Outboard motorboats, plastics/fiberglass, incl. comm. and mil. (exc. sailboats and lifeboats).....	14	320108	06/11	167.109	167.109	167.135	168.063	169.050
Inboard motorboats, including commercial and military (except sailboats and lifeboats).....	14	3202		355.245	355.773	355.773	357.353	361.614
Inboard cabin cruisers, including commercial and military (except sailboats and lifeboats).....	14	320206	12/03	181.671	182.047	182.047	183.175	184.497
Other inboard motorboats, including commercial and military (except sailboats and lifeboats).....	14	320207	06/11	152.924	152.924	152.924	152.924	156.587
Inboard-outdrive boats, including commercial and military (except sailboats and lifeboats).....	14	3203		283.783	283.783	283.783	292.227	292.227
All other inboard-outdrive boats, incl. comm. and military (except sailboats and lifeboats).....	14	320310	12/03	162.426	162.426	162.426	167.085	167.085
All other boats (excluding military and commercial).....	14	3204		286.533	286.533	288.096	288.635	288.636
All other boats (excluding military and commercial).....	14	320406	12/03	162.302	162.302	163.187	163.492	163.493
Railroad equipment.....	14	4		214.710	214.684	214.684	214.703	215.474
Railroad cars and locomotives.....	14	44	05/22	100.899	100.899	100.899	100.899	100.899
Railroad cars and locomotives.....	14	4401	05/22	100.899	100.899	100.899	100.899	100.899
Railroad cars.....	14	440102	12/01	171.179	171.179	171.179	171.179	171.179
Railway maintenance of way equipment and parts.....	14	45	05/22	105.937	105.893	105.893	105.925	107.227
Railway maintenance of way equipment and parts.....	14	4501		212.530	212.442	212.442	212.506	215.117
Air brake and other brake equipment.....	14	450101	12/03	105.699	105.749	105.749	105.749	105.786
Railway maintenance of way & all other railroad and streetcar equipment, parts and accessories.....	14	450102	12/03	160.664	160.535	160.535	160.604	163.418
Transportation equipment, n.e.c.....	14	9	06/85	205.370	205.005	204.958	204.845	204.160
Transportation equipment, n.e.c.....	14	91	06/85	205.370	205.005	204.958	204.845	204.160
Other transportation equipment, incl. golf carts, vehicle trailers, and all-terrain vehicles.....	14	9111	06/85	205.370	205.005	204.958	204.845	204.160
Automobile and light truck trailers.....	14	911104	12/92	266.666	264.976	264.976	265.308	264.865
All other miscellaneous transportation equipment, including all-terrain vehicles.....	14	911105	06/85	162.192	162.271	162.234	161.979	161.234
All-terrain vehicles and parts.....	14	9111051	06/08	117.500	117.485	117.407	116.851	117.011
All other miscellaneous transportation equipment and parts.....	14	9111052	06/08	122.570	122.667	122.665	122.665	121.739
Miscellaneous products.....	15	-		335.574	335.525	338.833	339.161	340.160
Toys, sporting goods, small arms, etc.....	15	1		208.515	208.052	208.623	208.655	208.665
Toys, games, and children's vehicles.....	15	11		180.658	180.658	180.658	180.658	180.658
Toys, games, and children's vehicles.....	15	1101		180.658	180.658	180.658	180.658	180.658
Nonelectronic games and puzzles (excl. toys), and electronic toys (incl. parts).....	15	110152	06/85	148.512	148.512	148.512	148.512	148.512
Nonelectronic games and puzzles, including parts.....	15	1101521	12/07	118.500	118.500	118.500	118.500	118.500
Other nonelectronic toys, including parts.....	15	110154	06/85	204.998	204.998	204.998	204.998	204.998
Models, science & craft kits/supply, & collectors' miniatures.....	15	110155	06/85	277.101	277.101	277.101	277.101	277.101
Sporting and athletic goods.....	15	12		203.228	202.643	203.522	203.522	203.539
Sporting and athletic goods.....	15	1201		203.228	202.643	203.522	203.522	203.539
Golf equipment, excluding apparel and shoes.....	15	120127	12/85	167.676	167.701	167.675	167.675	167.675
Bicycles, adult tricycles, unicycles and parts.....	15	120182	12/84	163.762	157.449	158.694	158.694	158.694
Playground equipment.....	15	120185	12/98	365.963	365.963	379.295	379.295	379.295
Gymnasium and exercise equipment.....	15	120192	12/98	152.072	152.058	152.058	152.058	152.125
Other sporting and athletic goods.....	15	120193	12/85	175.895	175.895	175.895	175.895	175.895
Small arms and ammunition.....	15	13		314.076	313.591	313.767	313.907	313.907
Small arms.....	15	1301		256.574	256.574	256.574	256.574	256.574
Single barrel shotguns, other small firearms n.e.c., and parts & attachments for small arms.....	15	130128	06/13	106.563	106.563	106.563	106.563	106.563

See footnotes at end of table.

Table 9. Producer price indexes for commodity and service groupings and individual items, not seasonally adjusted — Continued
 [July 2023, Index base 1982=100, unless otherwise indicated]

Title	Commodity code		Other index base	Unadjusted index ¹				
	Group code	Item code		Mar. 2023	Apr. 2023 ^P	May 2023 ^P	June 2023 ^P	July 2023 ^P
Small arms ammunition.....	15	1302		422.013	420.202	420.859	421.383	421.383
Small arms cartridges and shells.....	15	130281	06/02	292.824	291.224	291.805	292.268	292.268
Other ammunition products.....	15	130282	12/22	101.331	101.331	101.331	101.331	—
Tobacco products, incl. stemmed & redried.....	15	2		1,220.971	1,222.368	1,244.213	1,244.586	1,257.033
Cigarettes, excluding electronic.....	15	21		1,542.510	1,542.510	1,571.967	1,571.967	1,589.982
Cigarettes, excluding electronic.....	15	2101		1,542.510	1,542.510	1,571.967	1,571.967	1,589.982
Cigarettes, excluding electronic.....	15	210105	12/04	296.448	296.448	302.109	302.109	305.571
Stemmed and redried tobacco.....	15	24	06/84	108.195	108.478	108.477	108.406	108.406
Stemmed and redried tobacco.....	15	2402	06/84	106.770	107.050	107.049	106.979	106.979
Stemmed and redried tobacco.....	15	240208	06/99	117.076	117.383	117.382	117.305	117.305
Tobacco, unstemmed leaf, redried before packing.....	15	2402081	12/11	109.211	109.728	109.726	109.596	109.596
Tobacco, stemmed.....	15	2402084	12/11	102.062	102.062	102.062	102.062	—
Other tobacco products.....	15	25	12/05	211.348	213.123	215.912	216.437	216.918
Other tobacco products.....	15	2501	12/05	211.348	213.123	215.912	216.437	216.918
Other tobacco products.....	15	250101	12/05	211.348	213.123	215.912	216.437	216.918
Cigars.....	15	2501011	12/11	124.305	129.845	129.959	131.598	132.907
Chewing and smoking tobacco.....	15	2501014	12/11	186.398	186.398	189.511	189.511	189.581
Notions.....	15	3		257.117	260.310	260.310	260.310	260.310
Fasteners, zippers, buttons, needles, pins, and buckles.....	15	32		263.164	266.432	266.432	266.432	266.432
Fasteners, zippers, buttons, needles, pins, and buckles.....	15	3201		263.164	266.432	266.432	266.432	266.432
Fasteners, zippers, buttons, needles, pins, and buckles (except precious metal).....	15	320100		263.164	266.432	266.432	266.432	266.432
Photographic equipment and supplies.....	15	4		166.087	165.291	170.566	164.631	165.356
Photographic supplies.....	15	42		196.004	194.799	202.469	192.445	193.541
Photographic supplies.....	15	4206	12/83	192.511	191.328	198.861	189.015	190.092
Photographic supplies.....	15	420601	12/83	192.511	191.328	198.861	189.015	190.092
Prepared photographic chemicals.....	15	4206011	12/07	106.214	106.226	106.226	106.608	106.608
Photographic sensitized film, plates, paper, & cloth.....	15	4206012	12/07	179.397	177.844	187.683	174.564	175.971
Photographic sensitized film, plates, paper, & cloth, silver-halide-type (excl X-ray).....	15	42060121	12/07	176.108	174.292	185.795	170.256	171.900
Photographic sensitized film, plates, paper & cloth, other than silver-halide-type (incl X-ray).....	15	42060122	12/07	164.567	164.567	164.567	165.557	165.557
Mobile homes.....	15	5		482.025	482.025	484.196	484.999	484.799
Manufactured homes (mobile homes), all sizes (incl. multisection).....	15	53		494.429	494.429	496.656	497.480	497.275
Manufactured mobile homes and nonresidential mobile buildings.....	15	5303	12/86	463.153	463.153	465.239	466.010	465.818
Manufactured homes (mobile homes), all width sizes (incl. multisection).....	15	530301	12/86	463.153	463.153	465.239	466.010	465.818
Medical, surgical & personal aid devices.....	15	6		198.933	198.655	198.800	200.167	199.920
Surgical and medical instruments.....	15	62	06/82	150.698	150.537	151.130	151.158	150.921
Surgical and medical instruments.....	15	6201	06/82	150.698	150.537	151.130	151.158	150.921
Surgical and medical instruments.....	15	620103	06/05	111.615	111.496	111.935	111.955	111.780
Surgical and medical catheters.....	15	6201031	12/11	92.369	91.989	91.989	91.992	91.992
Orthopedic and surgical instruments.....	15	6201033	06/12	115.504	115.504	116.199	116.266	115.678
Other surgical and medical apparatus and instruments, excluding parts.....	15	6201037	06/12	104.384	104.189	104.189	104.189	104.189
Parts for surgical and medical apparatus and instruments.....	15	6201038	06/12	114.131	114.131	113.788	113.788	113.788
Medical and surgical appliances and supplies.....	15	63	06/83	230.816	230.264	229.405	230.731	230.460
Medical and surgical appliances and supplies.....	15	6301	06/83	230.816	230.264	229.405	230.731	230.460
Medical and surgical appliances and supplies.....	15	630104	12/03	127.610	127.305	126.830	127.563	127.413
Artificial joints and limbs.....	15	6301041	12/11	107.605	105.982	107.365	105.859	106.113
Other orthopedic and prosthetic appliances.....	15	6301042	12/11	100.337	100.299	99.111	99.111	99.185
All other surgical and medical items.....	15	6301044	12/11	123.156	123.117	122.418	123.671	123.414
Ophthalmic goods.....	15	64	12/83	168.415	168.415	168.415	179.093	179.093
Ophthalmic goods.....	15	6401	12/83	168.415	168.415	168.415	179.093	179.093
Other ophthalmic goods and prescription ground eyeglass lenses.....	15	640108	12/11	126.328	—	—	—	—
Dental equipment and supplies.....	15	65	06/85	408.097	408.165	409.025	409.186	408.999
Dental equipment and supplies.....	15	6501	06/85	408.097	408.165	409.025	409.186	408.999
Dental equipment and supplies.....	15	650107	12/05	208.678	208.713	209.153	209.235	209.140
Professional dental equipment and supplies.....	15	6501071	12/07	152.406	152.394	152.492	152.501	152.534
Professional dental equipment.....	15	65010713	12/07	159.820	159.826	159.876	159.860	159.900
Professional dental supplies.....	15	65010714	01/23	100.155	100.117	100.271	100.317	100.329
Other industrial safety equipment.....	15	7		327.726	329.091	329.050	330.318	331.937
Personal safety equipment and clothing.....	15	71		327.725	329.090	329.050	330.318	331.937
Personal safety equipment and clothing.....	15	7108	06/04	153.504	154.143	154.124	154.718	155.477

See footnotes at end of table.

Table 9. Producer price indexes for commodity and service groupings and individual items, not seasonally adjusted — Continued
 [July 2023, Index base 1982=100, unless otherwise indicated]

Title	Commodity code		Other index base	Unadjusted index ¹				
	Group code	Item code		Mar. 2023	Apr. 2023 ^P	May 2023 ^P	June 2023 ^P	July 2023 ^P
Personal safety equipment and clothing.....	15	710802	06/04	153.504	154.143	154.124	154.718	155.477
Other miscellaneous products.....	15	9		248.559	248.862	252.699	252.346	252.761
Burial caskets.....	15	91		506.341	515.628	515.628	515.628	515.628
Burial caskets.....	15	9101		506.341	515.628	515.628	515.628	515.628
Burial caskets.....	15	910109	12/04	232.041	236.297	236.297	236.297	236.297
Metal burial caskets & coffins, completely lined & trimmed, adult sizes.....	15	9101091	12/11	161.644	163.453	163.453	163.453	163.453
Musical instruments.....	15	93		286.892	287.402	289.619	289.619	291.503
Musical instruments.....	15	9301		286.892	287.402	289.619	289.619	291.503
Nonelectronic pianos, organs, and nonelectronic piano and organ parts, excluding benches.....	15	930113	12/09	163.881	163.881	167.831	167.831	168.199
Other musical instruments and parts.....	15	930117	06/85	267.812	268.355	269.805	269.805	271.728
Other nonelectronic musical instruments.....	15	9301172	12/09	137.716	137.716	141.151	141.151	141.151
Other musical instrument parts & accessories, sold separately, excl. benches & instrument cases.....	15	9301173	12/09	—	—	—	—	145.019
Jewelry and jewelry products.....	15	94		262.607	266.384	268.321	265.495	265.897
Jewelry (gold and platinum) and silverware.....	15	9402		286.991	291.259	294.251	289.105	287.690
Jewelry, gold and platinum.....	15	940222	12/11	121.521	123.328	124.595	122.416	121.817
Costume jewelry and novelties.....	15	9404		235.634	238.228	240.260	240.260	246.566
Costume jewelry and novelties.....	15	940415	12/03	162.049	163.832	165.200	165.230	169.566
All other jewelry and personal goods (excluding costume).....	15	9407	06/07	155.546	157.534	157.966	157.111	156.629
All other jewelry and personal goods (excluding costume).....	15	940714	06/07	155.546	157.534	157.966	157.111	156.629
Jewelers' material and lapidary work.....	15	9408	12/08	171.180	174.791	174.073	174.124	173.944
Pens, pencils, and marking devices.....	15	95		226.387	226.387	226.387	226.427	226.427
Pens, markers, mechanical pencils, and associated parts.....	15	9502	12/85	219.628	219.628	219.628	219.628	219.628
Pens, markers, mechanical pencils, and associated parts.....	15	950210	12/85	219.628	219.628	219.628	219.628	219.628
Lead pencils, art goods, office supplies and small office equipment, excluding paper.....	15	9503	12/85	214.531	214.531	214.531	214.531	214.531
Lead pencils, art goods, office supplies and small office equipment, excluding paper.....	15	950307	12/85	214.531	214.531	214.531	214.531	214.531
Marking devices.....	15	9504	12/85	192.661	192.661	192.661	192.837	192.837
Marking devices.....	15	950406	12/05	135.083	135.083	135.083	135.206	135.206
Brooms and brushes.....	15	97		226.778	227.111	227.198	227.034	227.034
Brooms, brushes and mops.....	15	9705	12/85	217.101	217.420	217.503	217.346	217.346
Brooms, mops, and dusters.....	15	970501	12/85	249.346	249.346	249.346	249.365	249.365
Brooms.....	15	9705011	12/11	137.786	137.786	137.786	137.786	137.786
Mops and dusters, including refills.....	15	9705012	12/11	129.345	129.345	129.345	129.362	129.362
Paint and varnish brushes and rollers.....	15	970502	12/85	186.594	186.594	186.594	186.594	186.594
Paint and varnish brushes.....	15	9705021	12/11	123.863	123.863	123.863	123.863	123.863
Paint holders, pads, roller frames, and rollers.....	15	9705022	12/11	112.399	112.399	112.399	112.399	112.399
Other brushes, excl. paint and varnish brushes.....	15	970503	12/85	225.535	226.118	226.269	225.974	225.974
Personal brushes.....	15	9705031	12/11	104.179	104.878	104.878	104.525	104.525
Brushes, other than personal.....	15	9705032	12/11	142.084	142.084	142.239	142.239	142.239
Miscellaneous products, n.e.c.....	15	9A	12/85	250.166	249.493	255.084	255.222	255.669
Candles.....	15	9A01	12/85	202.754	202.754	202.754	202.754	202.754
Candles.....	15	9A0101	12/85	202.754	202.754	202.754	202.754	202.754
Signs and advertising displays.....	15	9A04	12/85	226.652	226.652	234.934	234.934	235.496
Non-electric signs and displays.....	15	9A0402	12/85	271.104	271.104	279.890	279.890	281.070
All other miscellaneous fabricated products and recyclable materials.....	15	9A09	12/85	303.375	301.110	302.352	302.817	303.130
Other miscellaneous fabricated products.....	15	9A0901	12/85	301.065	301.479	302.026	302.546	302.896
Reproduction of audio and video media and software.....	15	9D	12/03	126.805	126.805	127.031	127.366	127.346
Reproduction of audio and video media and software.....	15	9D01	12/03	126.805	126.805	127.031	127.366	127.346
Services²								
Transportation services.....	30	—	06/09	162.101	159.712	158.683	159.275	159.579
Transportation of freight and mail.....	30	1	06/09	166.039	163.164	162.733	161.748	162.269
Rail transportation of freight and mail.....	30	11	12/08	150.964	150.657	149.251	148.721	148.623
Rail transportation of freight and mail.....	30	1101	12/08	150.964	150.657	149.251	148.721	148.623
Rail transportation of freight and mail.....	30	110101	12/08	150.964	150.657	149.251	148.721	148.623
Truck transportation of freight.....	30	12	06/09	156.856	152.204	151.449	150.414	150.130
Local motor carrying.....	30	1201	06/09	136.384	136.276	132.194	131.500	131.709
Local motor carrying.....	30	120101	06/09	136.384	136.276	132.194	131.500	131.709
Long-distance motor carrying.....	30	1202	06/09	164.573	158.129	158.697	157.531	157.055
Long-distance motor carrying.....	30	120201	06/09	164.573	158.129	158.697	157.531	157.055
Water transportation of freight.....	30	13	06/09	158.964	159.263	168.852	165.691	165.530
Deep sea water transportation of freight.....	30	1301	12/08	155.405	155.107	169.016	160.941	160.957

See footnotes at end of table.

Table 9. Producer price indexes for commodity and service groupings and individual items, not seasonally adjusted — Continued
 [July 2023, Index base 1982=100, unless otherwise indicated]

Title	Commodity code		Other index base	Unadjusted index ¹				
	Group code	Item code		Mar. 2023	Apr. 2023 ^P	May 2023 ^P	June 2023 ^P	July 2023 ^P
Deep sea water transportation of freight.....	30	130101	12/08	155.405	155.107	169.016	160.941	160.957
Coastal and intercoastal water transportation of freight.....	30	1302	12/08	131.793	134.046	131.714	133.370	133.253
Coastal and intercoastal water transportation of freight.....	30	130201	12/08	131.793	134.046	131.714	133.370	133.253
Great Lakes-St Lawrence Seaway water transportation of freight.....	30	1303	12/08	149.178	147.820	144.042	144.243	144.768
Great lakes-St Lawrence Seaway water transportation of freight.....	30	130301	12/08	149.178	147.820	144.042	144.243	144.768
Inland waterways transportation of freight.....	30	1304	12/08	106.978	106.182	119.531	118.624	118.179
Inland waterways transportation of freight.....	30	130401	12/08	106.978	106.182	119.531	118.624	118.179
Air transportation of freight.....	30	14	12/08	120.479	120.717	120.127	118.515	121.099
Air transportation of freight.....	30	1401	12/08	120.479	120.717	120.127	118.515	121.099
Air transportation of freight, domestic.....	30	140102	01/16	115.032	115.156	114.533	113.979	117.714
Air transportation of freight, international.....	30	140103	01/16	95.439	95.777	95.398	92.686	92.886
Courier, messenger, and U.S. postal services.....	30	16	06/09	184.106	183.588	183.109	182.674	185.185
U.S. Postal Service.....	30	1601	06/89	281.250	281.250	281.250	281.250	292.062
Mailing services (market dominant services).....	30	160107	12/12	139.460	139.460	139.460	139.460	147.488
First class mail.....	30	1601071	06/89	248.819	248.819	248.819	248.819	261.509
Periodicals mail.....	30	1601072	06/89	330.638	330.638	330.638	330.638	357.340
Standard class mail.....	30	1601073	06/89	317.670	317.670	317.670	317.670	338.572
Package services mail.....	30	1601074	06/89	314.194	314.194	314.194	314.194	330.910
Special services and fees.....	30	1601075	06/89	333.232	333.232	333.232	333.232	353.467
Shipping services (competitive services).....	30	160108	12/12	171.832	171.832	171.832	171.832	170.603
Courier and messenger services, except air.....	30	1602	04/09	204.222	203.886	204.265	203.935	204.180
Courier and messenger services, except air.....	30	160201	04/09	204.222	203.886	204.265	203.935	204.180
Air mail and package delivery services, excluding by USPS.....	30	1603	04/09	239.183	237.140	233.902	232.285	232.607
Air mail and package delivery services, excluding by USPS.....	30	160301	04/09	239.183	237.140	233.902	232.285	232.607
Pipeline transportation.....	30	17	05/22	106.359	105.205	105.430	104.139	104.185
Pipeline transportation of petroleum products.....	30	1701	12/08	183.426	180.138	180.138	180.138	180.394
Pipeline transportation of crude petroleum.....	30	170101	12/08	199.977	193.237	193.237	193.237	193.207
Pipeline transportation of refined petroleum products.....	30	170102	12/08	165.752	165.752	165.752	165.752	166.275
Pipeline transportation of natural gas.....	30	1702	05/22	105.353	104.750	105.134	102.928	102.902
Pipeline transportation of natural gas.....	30	170201	05/22	105.353	104.750	105.134	102.928	102.902
Transportation of passengers (partial).....	30	2	06/09	148.669	148.089	144.798	151.292	150.787
Rail transportation of passengers.....	30	21	12/08	133.552	133.552	133.552	133.552	133.552
Rail transportation of passengers.....	30	2101	12/08	133.552	133.552	133.552	133.552	133.552
Rail transportation of passengers.....	30	210101	12/08	133.552	133.552	133.552	133.552	133.552
Airline passenger services.....	30	22	12/08	137.150	136.609	133.540	139.597	139.125
Airline passenger services.....	30	2201	12/08	137.150	136.609	133.540	139.597	139.125
Airline passenger services, domestic.....	30	220101	12/08	141.950	142.467	139.556	141.856	140.449
Airline passenger services, international.....	30	220102	12/08	122.051	119.040	115.684	130.401	132.142
Services related to transportation activities.....	31	—	06/09	130.382	128.770	128.325	129.835	128.945
Services related to water transportation.....	31	1	06/09	137.231	137.056	138.192	137.786	137.896
Towing, tugging, docking, and related services.....	31	11	03/09	142.796	142.711	145.029	144.652	144.609
Towing, tugging, docking and related services.....	31	1101	03/09	142.796	142.711	145.029	144.652	144.609
Towing, tugging, docking and related services.....	31	110101	03/09	142.796	142.711	145.029	144.652	144.609
Operation of port waterfront terminals.....	31	12	12/08	163.523	162.578	164.170	162.448	163.214
Operation of port waterfront terminals.....	31	1201	12/08	163.523	162.578	164.170	162.448	163.214
Operation of port waterfront terminals.....	31	120101	12/08	163.523	162.578	164.170	162.448	163.214
Marine cargo handling.....	31	13	12/08	127.554	127.573	127.716	127.728	127.728
Marine cargo handling.....	31	1301	12/08	127.554	127.573	127.716	127.728	127.728
Marine cargo handling.....	31	130101	12/08	127.554	127.573	127.716	127.728	127.728
Services related to air transportation.....	31	2	04/09	135.765	135.982	136.773	137.989	138.081
Other airport operations, excluding aircraft maintenance and repair.....	31	21	04/09	135.765	135.982	136.773	137.989	138.081
Other airport operations, excluding aircraft maintenance and repair.....	31	2101	04/09	135.765	135.982	136.773	137.989	138.081
Other airport operations, excluding aircraft maintenance and repair.....	31	210101	04/09	135.765	135.982	136.773	137.989	138.081
Other services related to transportation activities (partial).....	31	3	06/09	126.427	123.694	122.321	124.488	122.932
Arrangement of freight and cargo.....	31	31	12/08	128.846	123.549	121.119	124.960	122.202
Arrangement of freight and cargo.....	31	3101	12/08	128.846	123.549	121.119	124.960	122.202
Arrangement of freight and cargo.....	31	310101	12/08	128.846	123.549	121.119	124.960	122.202
Freight forwarding.....	31	32	12/08	111.947	112.482	112.478	112.478	112.478
Freight forwarding.....	31	3201	12/08	111.947	112.482	112.478	112.478	112.478
Freight forwarding.....	31	320101	12/08	111.947	112.482	112.478	112.478	112.478
Warehousing, storage, and related services.....	32	—	12/08	140.125	140.128	135.493	133.834	135.606
Warehousing, storage, and related services.....	32	1	12/08	140.125	140.128	135.493	133.834	135.606

See footnotes at end of table.

Table 9. Producer price indexes for commodity and service groupings and individual items, not seasonally adjusted — Continued
 [July 2023, Index base 1982=100, unless otherwise indicated]

Title	Commodity code		Other index base	Unadjusted index ¹				
	Group code	Item code		Mar. 2023	Apr. 2023 ^P	May 2023 ^P	June 2023 ^P	July 2023 ^P
Warehousing, storage, and related services.....	32	11	12/08	140.125	140.128	135.493	133.834	135.606
Warehousing, storage, and related services.....	32	1101	12/08	140.125	140.128	135.493	133.834	135.606
Warehousing, storage, and related services.....	32	110101	12/08	140.125	140.128	135.493	133.834	135.606
Publishing sales, excluding software.....	33	—	06/09	141.372	141.939	142.006	142.616	142.840
Book, periodical, and newspaper publishing sales and subscriptions.....	33	1	06/09	150.406	151.024	151.361	151.618	151.450
Sales of books.....	33	11		473.189	477.342	479.580	481.278	480.139
Sales of textbooks.....	33	1101		783.271	791.779	784.095	783.810	768.491
Sales of textbooks.....	33	110101	06/88	500.236	505.670	500.762	500.580	490.796
Sales of technical, scientific, and professional books.....	33	1102		782.464	790.326	790.361	790.538	790.538
Sales of technical, scientific, and professional books.....	33	110201	06/88	611.123	617.264	617.291	617.430	617.430
Sales of religious books.....	33	1103		222.595	233.992	236.161	234.004	231.903
Sales of religious books.....	33	110301	06/88	168.941	177.590	179.236	177.599	176.005
Sales of general adult and juvenile books.....	33	1104		209.302	209.990	213.777	217.333	218.484
Sales of general adult and juvenile books.....	33	110402		209.302	209.990	213.777	217.333	218.484
Sales of general adult books.....	33	1104021	12/22	100.739	99.983	102.436	105.000	105.440
Sales of juvenile books.....	33	1104022	12/22	103.198	105.030	106.031	106.614	107.338
Sales of general reference books.....	33	1105		176.595	175.585	178.285	176.653	176.653
Sales of general reference books.....	33	110501	06/88	150.335	149.476	151.774	150.384	150.384
Sales and subscriptions of periodicals and newspapers.....	33	12	06/09	148.498	148.499	148.507	148.515	148.518
Sales and subscriptions of periodicals.....	33	1201	06/07	110.730	110.730	110.730	110.730	110.730
Sales and subscriptions of periodicals.....	33	120101	06/07	110.730	110.730	110.730	110.730	110.730
Newspaper subscription and single copy sales.....	33	1202		592.844	592.849	592.904	592.956	592.975
Newspaper subscription and single copy sales.....	33	120205		592.844	592.849	592.904	592.956	592.975
Newspaper subscriptions, print and online bundled.....	33	1202051	09/15	196.634	196.653	196.873	197.078	197.152
Newspaper subscriptions, print only.....	33	1202052	09/15	178.175	178.175	178.175	178.175	178.175
Greeting card publishing sales.....	33	3	12/85	239.822	239.504	239.504	239.504	239.504
Greeting card publishing sales.....	33	31	12/85	239.822	239.504	239.504	239.504	239.504
Greeting card publishing sales.....	33	3101	12/85	239.822	239.504	239.504	239.504	239.504
Greeting card publishing sales.....	33	310101	12/85	239.822	239.504	239.504	239.504	239.504
Calendars, yearbooks, and other miscellaneous publishing sales.....	33	4	12/89	216.503	216.655	217.099	222.723	222.572
Calendars, yearbooks, and other miscellaneous publishing sales.....	33	41	12/89	216.503	216.655	217.099	222.723	222.572
Calendars, yearbooks, and other miscellaneous publishing sales.....	33	4101	12/89	216.503	216.655	217.099	222.723	222.572
Calendars, yearbooks, and other miscellaneous publishing sales.....	33	410101	12/89	216.503	216.655	217.099	222.723	222.572
Directory, mailing list, and related compilations publishing sales.....	33	6	12/22	104.482	105.069	104.428	105.248	106.512
Directory, mailing list, and related compilations publishing sales.....	33	61	12/22	104.482	105.069	104.428	105.248	106.512
Directory, mailing list, and related compilations publishing sales.....	33	6101	12/22	104.482	105.069	104.428	105.248	106.512
Directory, mailing list, and related compilations publishing sales.....	33	610101	12/22	104.482	105.069	104.428	105.248	106.512
Software publishing.....	34	—	06/09	96.312	96.116	96.673	97.072	95.440
System software publishing.....	34	1	05/22	103.747	103.728	103.801	104.752	103.448
System software publishing.....	34	11	05/22	103.747	103.728	103.801	104.752	103.448
System software publishing.....	34	1101	05/22	103.747	103.728	103.801	104.752	103.448
System software publishing.....	34	110101	05/22	103.747	103.728	103.801	104.752	103.448
Application software publishing.....	34	2	06/09	105.112	104.685	105.877	105.733	103.449
Application software publishing.....	34	21	06/09	105.112	104.685	105.877	105.733	103.449
Desktop and portable device application software publishing.....	34	2101	12/08	103.987	101.481	104.565	105.309	103.577
Desktop and portable device application software publishing.....	34	210101	12/08	103.987	101.481	104.565	105.309	103.577
Application software publishing, cross-industry, vertical market, utilities, and other.....	34	2103	12/08	115.162	115.779	117.168	115.895	112.575
Application software publishing, cross-industry, vertical market, utilities, and other.....	34	210301	12/08	115.162	115.779	117.168	115.895	112.575
Application software publishing, game software.....	34	2104	12/13	85.534	86.185	83.510	84.631	83.901
Application software publishing, game software.....	34	210401	12/13	85.534	86.185	83.510	84.631	83.901
Network compensation from broadcast and cable television and radio.....	35	—	06/09	159.277	159.277	159.596	159.596	159.596
Affiliate agreements, programming sales, and retransmission fees for cable and broadcast tv.....	35	1	06/09	159.407	159.407	159.829	159.829	159.829
Affiliate agreements, programming sales, and retransmission fees for cable and broadcast tv.....	35	11	06/09	159.407	159.407	159.829	159.829	159.829
Affiliate agreements, programming sales, and retransmission fees for cable and broadcast tv.....	35	1101	12/08	162.365	162.365	162.794	162.794	162.794
Affiliate agreements, programming sales, and retransmission fees for cable and broadcast tv.....	35	110101	12/08	162.365	162.365	162.794	162.794	162.794
Affiliate agreements, programming sales, and retransmission fees for radio.....	35	2	06/09	161.654	161.654	161.654	161.654	161.654
Affiliate agreements, programming sales, and retransmission fees for radio.....	35	21	06/09	161.654	161.654	161.654	161.654	161.654

See footnotes at end of table.

Table 9. Producer price indexes for commodity and service groupings and individual items, not seasonally adjusted — Continued
 [July 2023, Index base 1982=100, unless otherwise indicated]

Title	Commodity code		Other index base	Unadjusted index ¹				
	Group code	Item code		Mar. 2023	Apr. 2023 ^P	May 2023 ^P	June 2023 ^P	July 2023 ^P
Affiliate agreements, programming sales, and network compensation for radio.....	35	2101	12/08	161.381	161.381	161.381	161.381	161.381
Affiliate agreements, programming sales, and network compensation for radio.....	35	210101	12/08	161.381	161.381	161.381	161.381	161.381
Advertising space and time sales.....	36	—	06/09	95.159	99.537	99.815	98.903	97.771
Advertising space sales in periodicals, newspapers, directories, and mailing lists.....	36	1	06/09	103.856	103.856	103.856	103.856	103.856
Advertising space sales in periodicals and newspapers.....	36	11	06/09	103.394	103.394	103.394	103.394	103.394
Advertising space sales in periodicals.....	36	1101		466.352	466.352	466.352	466.352	466.352
Advertising space sales in newspapers.....	36	1102		361.910	361.910	361.910	361.910	361.910
Advertising space sales in newspapers, print only.....	36	110203	09/15	86.764	86.764	86.764	86.764	86.764
Advertising space sales in directories and mailing lists.....	36	12	12/08	110.699	110.699	110.699	110.699	110.699
Print advertising space sales in directories and mailing lists.....	36	1201	12/08	110.699	110.699	110.699	110.699	110.699
Print advertising space sales in directories and mailing lists.....	36	120101	12/08	110.699	110.699	110.699	110.699	110.699
Television advertising time sales.....	36	2	06/09	85.465	88.011	87.729	85.128	82.698
Television advertising time sales.....	36	21	06/09	85.465	88.011	87.729	85.128	82.698
Broadcast and network television advertising time sales.....	36	2101	12/08	79.484	80.063	77.619	77.386	73.788
Broadcast and network television advertising time sales.....	36	210101	12/08	79.484	80.063	77.619	77.386	73.788
Cable network advertising time sales.....	36	2102	12/08	81.170	85.714	87.580	82.582	81.279
Cable network advertising time sales.....	36	210201	12/08	81.170	85.714	87.580	82.582	81.279
Local cable system advertising time sales.....	36	2103	12/08	73.245	73.245	73.245	73.245	73.245
Local cable system advertising time sales.....	36	210301	12/08	73.245	73.245	73.245	73.245	73.245
Radio advertising time sales.....	36	3	03/09	94.712	93.616	100.033	96.973	90.965
Radio advertising time sales.....	36	31	03/09	94.712	93.616	100.033	96.973	90.965
Radio advertising time sales.....	36	3101	03/09	94.712	93.616	100.033	96.973	90.965
Radio advertising time sales.....	36	310101	03/09	94.712	93.616	100.033	96.973	90.965
Internet advertising sales.....	36	6	12/22	100.505	107.235	107.222	107.231	107.058
Internet advertising sales.....	36	61	12/22	100.505	107.235	107.222	107.231	107.058
Internet advertising sales.....	36	6101	12/22	100.505	107.235	107.222	107.231	107.058
Internet advertising sales.....	36	610101	12/22	100.505	107.235	107.222	107.231	107.058
Telecommunication, cable, and internet user services.....	37	—	06/09	112.123	112.326	112.199	112.348	112.274
Wired telephone services.....	37	1	06/09	120.751	121.770	122.420	122.112	123.173
Residential wired telephone services.....	37	11	06/09	153.213	155.214	157.453	157.704	157.564
Local residential wired telephone service.....	37	1101	12/08	155.326	156.456	157.585	157.580	157.573
Local residential wired telephone service.....	37	110101	12/08	155.326	156.456	157.585	157.580	157.573
Long distance residential wired telephone service.....	37	1102	03/09	150.871	154.357	158.491	158.934	158.475
Long distance residential wired telephone service.....	37	110201	03/09	150.871	154.357	158.491	158.934	158.475
All-distance residential wired telephone service.....	37	1103	12/11	141.576	142.709	143.710	148.960	151.022
All-distance residential wired telephone service.....	37	110301	12/11	141.576	142.709	143.710	148.960	151.022
Business wired telephone services.....	37	12	06/09	102.761	103.484	103.486	102.857	104.676
Local business wired telephone service.....	37	1201	12/08	130.782	131.613	131.244	130.764	130.722
Local business wired telephone service.....	37	120101	12/08	130.782	131.613	131.244	130.764	130.722
Long distance business wired telephone and other toll service.....	37	1202	04/09	98.869	100.430	99.658	97.807	102.949
Long distance business wired telephone and other toll service.....	37	120201	04/09	106.089	107.764	106.936	104.950	110.467
Private line wired telephone service.....	37	1204	12/11	95.585	95.791	96.443	96.465	97.184
Private line wired telephone service.....	37	120401	12/11	95.585	95.791	96.443	96.465	97.184
All-distance business wired telephone service (partial).....	37	1205	05/22	100.289	100.816	99.217	97.964	99.922
All-distance business wired telephone service.....	37	120501	05/22	100.289	100.816	99.217	97.964	99.922
Other telephone services.....	37	13	12/08	102.994	102.994	102.994	102.994	102.994
Other wired telephone services.....	37	1301	12/08	102.994	102.994	102.994	102.994	102.994
Other wired telephone services.....	37	130104	12/08	102.329	102.329	102.329	102.329	102.329
Wireless telecommunication services.....	37	2	06/09	65.935	65.942	66.490	66.496	66.492
Cellular phone and other wireless telecommunication services.....	37	21	03/09	64.415	64.422	64.957	64.963	64.959
Cellular phone and other wireless telecommunication services.....	37	2101	03/09	64.415	64.422	64.957	64.963	64.959
Cellular phone and other wireless telecommunication services.....	37	210101	03/09	64.415	64.422	64.957	64.963	64.959
Cable and satellite subscriber services.....	37	3	12/08	166.136	167.134	167.105	168.841	168.121
Cable and satellite subscriber services.....	37	31	12/08	166.136	167.134	167.105	168.841	168.121
Cable and satellite subscriber services.....	37	3101	12/08	166.136	167.134	167.105	168.841	168.121
Cable and satellite subscriber services.....	37	310101	12/08	166.136	167.134	167.105	168.841	168.121
Internet access services.....	37	4	03/09	92.388	92.286	91.534	92.131	91.881
Internet access services.....	37	41	03/09	92.388	92.286	91.534	92.131	91.881
Residential Internet access services.....	37	4102	12/11	89.609	89.453	89.242	89.766	89.529

See footnotes at end of table.

Table 9. Producer price indexes for commodity and service groupings and individual items, not seasonally adjusted — Continued
 [July 2023, Index base 1982=100, unless otherwise indicated]

Title	Commodity code		Other index base	Unadjusted index ¹				
	Group code	Item code		Mar. 2023	Apr. 2023 ^P	May 2023 ^P	June 2023 ^P	July 2023 ^P
Residential Internet access services.....	37	410201	12/11	89.609	89.453	89.242	89.766	89.529
Business Internet access services.....	37	4103	12/11	101.201	101.248	99.005	99.812	99.523
Business Internet access services.....	37	410301	12/11	101.201	101.248	99.005	99.812	99.523
Bundled wired telecommunications access services.....	37	5	12/11	130.962	130.901	128.880	128.857	128.227
Bundled wired telecommunications access services.....	37	51	12/11	130.962	130.901	128.880	128.857	128.227
Bundled wired telecommunications access services.....	37	5101	12/11	130.962	130.901	128.880	128.857	128.227
Bundled wired telecommunications access services.....	37	510101	12/11	130.962	130.901	128.880	128.857	128.227
Data processing and related services.....	38	—	06/09	105.375	105.318	105.424	105.706	106.040
Data processing and related services.....	38	1	06/09	105.375	105.318	105.424	105.706	106.040
Data processing and related services.....	38	11	06/09	105.375	105.318	105.424	105.706	106.040
Hosting, ASP and other IT infrastructure provisioning services.....	38	1101	12/08	110.275	110.136	110.311	110.779	111.313
Hosting, ASP and other IT infrastructure provisioning services.....	38	110101	12/08	110.275	110.136	110.311	110.779	111.313
Business process management services (partial).....	38	1102	12/08	96.622	96.756	96.756	96.756	96.756
Business process management services (partial).....	38	110201	12/08	96.622	96.756	96.756	96.756	96.756
Data management, information transformation and other services.....	38	1103	12/08	99.488	99.488	99.488	99.488	99.544
Data management, information transformation and other services.....	38	110301	12/08	99.488	99.488	99.488	99.488	99.544
Credit intermediation services (partial).....	39	—	06/09	113.811	117.128	116.530	117.712	116.207
Loan services (partial).....	39	1	06/09	194.613	202.447	200.724	199.378	196.043
Business loans (partial).....	39	11	04/09	379.262	395.351	393.307	391.934	385.486
Business loans (partial).....	39	1101	04/09	379.262	395.351	393.307	391.934	385.486
Business loans (partial).....	39	110101	04/09	379.262	395.351	393.307	391.934	385.486
Consumer loans (partial).....	39	12	06/09	118.730	122.710	121.221	118.678	117.105
Residential real estate loans (partial).....	39	1201	04/09	142.685	147.042	145.212	141.767	140.512
Residential real estate loans, except home equity (partial).....	39	120101	04/09	109.411	113.177	110.271	106.245	105.785
Home equity loans (partial).....	39	120102	04/09	443.076	454.008	457.499	455.253	448.289
Vehicle loans (partial).....	39	1202	04/09	54.818	57.490	56.457	53.798	51.108
Vehicle loans (partial).....	39	120201	04/09	54.818	57.490	56.457	53.798	51.108
Credit cards, overdraft credit, and related plans (partial).....	39	1203	04/09	185.883	193.870	192.993	197.435	194.527
Credit cards, overdraft credit, and related plans (partial).....	39	120301	04/09	185.883	193.870	192.993	197.435	194.527
Other loans and loan services (partial).....	39	13	04/09	105.411	109.707	106.146	107.142	103.683
Other loans and loan services (partial).....	39	1301	04/09	105.411	109.707	106.146	107.142	103.683
Other loans and loan services (partial).....	39	130101	04/09	105.411	109.707	106.146	107.142	103.683
Deposit services (partial).....	39	2	04/09	65.358	65.720	65.768	69.472	69.109
Deposit services (partial).....	39	21	04/09	65.358	65.720	65.768	69.472	69.109
Deposit services (partial).....	39	2101	04/09	65.358	65.720	65.768	69.472	69.109
Deposit services (partial).....	39	210101	04/09	65.358	65.720	65.768	69.472	69.109
Other credit intermediation services, including trust services (partial).....	39	3	04/09	97.550	97.769	99.005	99.006	98.993
Other credit intermediation services, including trust services (partial).....	39	31	04/09	97.550	97.769	99.005	99.006	98.993
Other credit intermediation services, including trust services (partial).....	39	3101	04/09	97.550	97.769	99.005	99.006	98.993
Other credit intermediation services, including trust services (partial).....	39	310101	04/09	97.550	97.769	99.005	99.006	98.993
Investment services.....	40	—	06/09	214.151	216.796	217.988	217.624	225.875
Securities brokerage, dealing, investment advice, and related services.....	40	1	06/09	205.658	204.778	211.265	211.394	215.136
Securities brokerage, dealing, investment advice, and related services.....	40	11	06/09	205.658	204.778	211.265	211.394	215.136
Securities brokerage, dealing, and investment advice.....	40	1101	12/08	102.039	99.401	101.858	101.877	104.125
Securities brokerage, dealing, and investment advice.....	40	110101	12/08	102.039	99.401	101.858	101.877	104.125
Securities brokerage and dealing related services (partial).....	40	1102	12/08	691.303	716.846	748.500	749.510	757.033
Securities brokerage and dealing related services.....	40	110201	12/08	691.303	716.846	748.500	749.510	757.033
Portfolio management.....	40	2	12/08	241.827	251.578	243.937	243.037	261.585
Portfolio management.....	40	21	12/08	241.827	251.578	243.937	243.037	261.585
Portfolio management.....	40	2101	12/08	241.827	251.578	243.937	243.037	261.585
Portfolio management.....	40	210101	12/08	241.827	251.578	243.937	243.037	261.585
Investment banking.....	40	3	12/08	238.840	236.969	240.379	239.061	239.061
Investment banking.....	40	31	12/08	238.840	236.969	240.379	239.061	239.061
Investment banking.....	40	3101	12/08	238.840	236.969	240.379	239.061	239.061
Investment banking.....	40	310101	12/08	238.840	236.969	240.379	239.061	239.061
Insurance and annuities.....	41	—	06/09	129.222	129.498	129.745	130.930	130.946
Insurance.....	41	1	06/09	131.934	132.214	132.478	133.756	133.736
Insurance.....	41	11	06/09	131.934	132.214	132.478	133.756	133.736
Life insurance.....	41	1101	03/09	108.803	108.759	108.759	108.757	108.406
Life insurance.....	41	110101	03/09	108.803	108.759	108.759	108.757	108.406

See footnotes at end of table.

Table 9. Producer price indexes for commodity and service groupings and individual items, not seasonally adjusted — Continued
 [July 2023, Index base 1982=100, unless otherwise indicated]

Title	Commodity code		Other index base	Unadjusted index ¹				
	Group code	Item code		Mar. 2023	Apr. 2023 ^P	May 2023 ^P	June 2023 ^P	July 2023 ^P
Disability insurance, including accidental death.....	41	1102	03/09	101.977	101.977	101.977	101.977	101.977
Disability insurance, including accidental death.....	41	110201	03/09	101.977	101.977	101.977	101.977	101.977
Health and medical insurance.....	41	1103	03/09	148.242	148.287	148.268	148.298	148.278
Health and medical insurance.....	41	110301	03/09	148.242	148.287	148.268	148.298	148.278
Property and casualty insurance.....	41	1104	03/09	131.048	131.628	132.184	134.817	134.970
Property and casualty insurance.....	41	110401	03/09	131.048	131.628	132.184	134.817	134.970
Annuities.....	41	2	03/09	113.963	114.243	114.257	114.176	114.797
Annuities.....	41	21	03/09	113.963	114.243	114.257	114.176	114.797
Annuities.....	41	2101	03/09	113.963	114.243	114.257	114.176	114.797
Annuities.....	41	210101	03/09	113.963	114.243	114.257	114.176	114.797
Commissions and fees from sales and administration of insurance policies (partial).....	42	—	06/09	110.235	110.276	110.305	110.305	109.763
Commissions from sales of insurance.....	42	1	06/09	110.235	110.276	110.305	110.305	109.763
Commissions from sales of insurance.....	42	11	06/09	110.235	110.276	110.305	110.305	109.763
Commissions from sales of life insurance and annuities.....	42	1101	06/09	104.825	104.956	104.956	104.956	104.959
Commissions from sales of life insurance and annuities.....	42	110101	06/09	104.825	104.956	104.956	104.956	104.959
Commissions from sales of health and medical insurance.....	42	1102	06/09	109.963	109.963	110.050	110.050	110.050
Commissions from sales of health and medical insurance.....	42	110201	06/09	109.963	109.963	110.050	110.050	110.050
Commissions from sales of property and casualty insurance.....	42	1103	06/09	113.532	113.541	113.566	113.566	112.667
Commissions from sales of property and casualty insurance.....	42	110301	06/09	113.532	113.541	113.566	113.566	112.667
Commissions from sales of other insurance.....	42	1104	06/09	100.524	100.720	100.720	100.720	100.963
Commissions from sales of other insurance.....	42	110401	06/09	100.524	100.720	100.720	100.720	100.963
Real estate services (partial).....	43	—	06/09	141.127	143.141	143.841	145.297	145.422
Nonresidential real estate services.....	43	1	06/09	124.725	127.310	127.521	129.046	128.446
Nonresidential real estate rents.....	43	11	06/09	123.911	127.025	127.363	129.200	127.745
Office buildings, gross rents.....	43	1101	12/08	131.554	132.441	132.305	130.277	131.179
Office buildings, gross rents.....	43	110101	12/08	131.554	132.441	132.305	130.277	131.179
Retail properties, gross rents.....	43	1102	04/09	116.616	120.997	120.697	122.913	119.074
Retail properties, gross rents.....	43	110201	04/09	116.616	120.997	120.697	122.913	119.074
Industrial buildings, gross rents.....	43	1103	04/09	114.084	114.625	114.542	113.691	114.035
Industrial buildings, gross rents.....	43	110301	04/09	114.084	114.625	114.542	113.691	114.035
Self-service storage and miniwarehouses, gross rents.....	43	1104	12/08	170.007	171.590	171.447	173.195	173.882
Self-service storage and miniwarehouses, gross rents.....	43	110401	12/08	170.007	171.590	171.447	173.195	173.882
Other nonresidential buildings, gross rents.....	43	1105	12/08	91.778	98.374	101.378	111.306	108.327
Other nonresidential buildings, gross rents.....	43	110501	12/08	91.778	98.374	101.378	111.306	108.327
Nonresidential property sales and leases including land, brokerage fees and commissions.....	43	12	12/08	143.213	142.640	142.164	142.689	141.853
Nonresidential property sales and leases including land, brokerage fees and commissions.....	43	1201	12/08	143.213	142.640	142.164	142.689	141.853
Nonresidential property sales and leases including land, brokerage fees and commissions.....	43	120101	12/08	143.213	142.640	142.164	142.689	141.853
Nonresidential property management fees.....	43	13	12/08	98.880	100.411	100.353	100.511	105.751
Nonresidential property management fees.....	43	1301	12/08	98.880	100.411	100.353	100.511	105.751
Nonresidential property management fees.....	43	130101	12/08	98.880	100.411	100.353	100.511	105.751
Residential real estate services (partial).....	43	2	06/09	170.531	171.504	173.330	174.697	176.332
Residential property sales and rental, brokerage fees and commissions.....	43	21	12/08	189.551	190.675	192.927	195.012	196.913
Residential property sales and rental, brokerage fees and commissions.....	43	2101	12/08	189.551	190.675	192.927	195.012	196.913
Residential property sales and rental, brokerage fees and commissions.....	43	210101	12/08	189.551	190.675	192.927	195.012	196.913
Residential property management fees.....	43	22	12/08	126.645	127.274	128.142	127.920	128.950
Residential property management fees.....	43	2201	12/08	126.645	127.274	128.142	127.920	128.950
Residential property management fees.....	43	220101	12/08	126.645	127.274	128.142	127.920	128.950
Real estate appraisal fees.....	43	3	12/08	122.108	120.498	118.957	118.621	118.621
Real estate appraisal fees.....	43	31	12/08	122.108	120.498	118.957	118.621	118.621
Real estate appraisal fees.....	43	3101	12/08	122.108	120.498	118.957	118.621	118.621
Real estate appraisal fees.....	43	310101	12/08	122.108	120.498	118.957	118.621	118.621
Rental and leasing of goods (partial).....	44	—	06/09	109.883	109.196	108.324	110.338	112.171
Passenger car rental.....	44	1	03/09	107.528	105.488	104.227	107.694	111.999
Passenger car rental.....	44	11	03/09	107.528	105.488	104.227	107.694	111.999
Passenger car rental.....	44	1101	03/09	107.528	105.488	104.227	107.694	111.999
Passenger car rental.....	44	110101	03/09	107.528	105.488	104.227	107.694	111.999
Truck, trailer, and RV rental and leasing.....	44	2	06/09	124.339	124.582	122.807	125.573	125.468
Truck, trailer, and RV rental and leasing.....	44	21	06/09	116.814	117.043	115.375	117.974	117.876

See footnotes at end of table.

Table 9. Producer price indexes for commodity and service groupings and individual items, not seasonally adjusted — Continued
 [July 2023, Index base 1982=100, unless otherwise indicated]

Title	Commodity code		Other index base	Unadjusted index ¹				
	Group code	Item code		Mar. 2023	Apr. 2023 ^P	May 2023 ^P	June 2023 ^P	July 2023 ^P
Truck, truck trailer and RV rental.....	44	2101	12/08	125.504	126.030	121.743	126.112	124.690
Truck, truck trailer and RV rental.....	44	210101	12/08	125.504	126.030	121.743	126.112	124.690
Truck, truck trailer and RV leasing.....	44	2102	12/08	119.697	119.730	119.812	121.342	122.187
Truck, truck trailer and RV leasing.....	44	210201	12/08	119.697	119.730	119.812	121.342	122.187
Construction, mining, and forestry machinery and equipment rental and leasing.....	44	3	03/09	105.462	105.707	105.914	105.721	106.037
Construction, mining, and forestry machinery and equipment rental and leasing.....	44	31	03/09	105.462	105.707	105.914	105.721	106.037
Construction, mining, and forestry machinery and equipment rental and leasing.....	44	3101	03/09	105.462	105.707	105.914	105.721	106.037
Construction, mining, and forestry machinery and equipment rental and leasing.....	44	310101	03/09	105.462	105.707	105.914	105.721	106.037
Professional services (partial).....	45	—	06/09	137.611	138.389	138.424	138.689	139.310
Legal services.....	45	1	03/09	162.764	163.138	162.968	162.976	163.771
Legal services.....	45	11	03/09	162.764	163.138	162.968	162.976	163.771
Legal services.....	45	1101	03/09	162.764	163.138	162.968	162.976	163.771
Legal services.....	45	110101	03/09	162.764	163.138	162.968	162.976	163.771
Accounting services (partial).....	45	2	06/09	126.155	126.972	127.263	127.372	129.196
Accounting services, excluding payroll.....	45	21	06/09	126.155	126.972	127.263	127.372	129.196
Financial auditing.....	45	2101	12/08	112.361	116.101	115.775	115.211	119.627
Financial auditing.....	45	210101	12/08	112.361	116.101	115.775	115.211	119.627
Tax preparation and planning.....	45	2102	04/09	128.661	128.919	128.964	129.063	129.184
Tax preparation and planning.....	45	210201	04/09	128.661	128.919	128.964	129.063	129.184
Bookkeeping and compilation.....	45	2103	12/08	144.681	145.278	145.282	145.354	146.865
Bookkeeping and compilation.....	45	210301	12/08	144.681	145.278	145.282	145.354	146.865
Other accounting services, including billing and review (partial).....	45	2104	12/08	117.112	113.343	115.825	117.403	118.138
Other accounting services, including billing and review (partial).....	45	210401	12/08	117.112	113.343	115.825	117.403	118.138
Architectural and engineering services.....	45	3	06/09	131.562	132.002	132.013	132.013	132.261
Architectural services.....	45	31	03/09	112.237	112.773	112.840	112.840	113.084
Architectural services.....	45	3101	03/09	112.237	112.773	112.840	112.840	113.084
Architectural services.....	45	310101	03/09	112.237	112.773	112.840	112.840	113.084
Engineering services.....	45	32	03/09	135.069	135.492	135.492	135.492	135.741
Engineering services.....	45	3201	03/09	135.069	135.492	135.492	135.492	135.741
Engineering services.....	45	320101	03/09	135.069	135.492	135.492	135.492	135.741
Management, scientific, and technical consulting services.....	45	4	06/09	113.925	116.805	117.007	118.346	118.486
Management consulting services.....	45	41	06/09	113.925	116.805	117.007	118.346	118.486
Administrative and general management consulting services.....	45	4101	12/08	133.461	138.858	138.858	141.301	141.307
Administrative and general management consulting services.....	45	410101	12/08	133.461	138.858	138.858	141.301	141.307
Human resources consulting services.....	45	4102	12/08	109.075	108.859	109.623	110.851	111.123
Human resources consulting services.....	45	410201	12/08	109.075	108.859	109.623	110.851	111.123
Marketing consulting services.....	45	4103	12/08	64.731	64.781	64.792	64.800	64.800
Marketing consulting services.....	45	410301	12/08	64.731	64.781	64.792	64.800	64.800
Process, physical distribution, and logistics consulting services.....	45	4104	12/08	113.631	114.124	115.819	115.382	116.776
Process, physical distribution, and logistics consulting services.....	45	410401	12/08	113.631	114.124	115.819	115.382	116.776
Advertising and related services (partial).....	45	5	12/08	117.835	117.829	117.827	117.722	117.722
Advertising agency services.....	45	51	12/08	117.835	117.829	117.827	117.722	117.722
Advertising agency services.....	45	5101	12/08	117.835	117.829	117.827	117.722	117.722
Advertising agency services.....	45	510101	12/08	117.835	117.829	117.827	117.722	117.722
Information technology (IT) technical support and consulting services (partial).....	45	6	12/08	124.013	118.460	118.660	118.808	118.870
Information technology (IT) technical support and consulting services (partial).....	45	61	12/08	124.013	118.460	118.660	118.808	118.870
Information technology (IT) technical support and consulting services (partial).....	45	6101	12/08	124.013	118.460	118.660	118.808	118.870
Information technology (IT) technical support and consulting services (partial).....	45	610101	12/08	124.013	118.460	118.660	118.808	118.870
Employment services.....	46	—	06/09	129.348	129.920	129.815	129.461	129.846
Permanent placement services.....	46	1	03/09	127.334	130.434	129.111	128.313	129.058
Permanent placement services.....	46	11	03/09	127.334	130.434	129.111	128.313	129.058
Employment placement services.....	46	1101	03/09	127.334	130.434	129.111	128.313	129.058
Employment placement services.....	46	110101	03/09	127.334	130.434	129.111	128.313	129.058
Executive search services.....	46	2	12/08	103.426	102.707	102.222	101.624	102.379
Executive search services.....	46	21	12/08	103.426	102.707	102.222	101.624	102.379
Executive search services.....	46	2101	12/08	103.426	102.707	102.222	101.624	102.379

See footnotes at end of table.

Table 9. Producer price indexes for commodity and service groupings and individual items, not seasonally adjusted — Continued
 [July 2023, Index base 1982=100, unless otherwise indicated]

Title	Commodity code		Other index base	Unadjusted index ¹				
	Group code	Item code		Mar. 2023	Apr. 2023 ^P	May 2023 ^P	June 2023 ^P	July 2023 ^P
Executive search services.....	46	210101	12/08	103.426	102.707	102.222	101.624	102.379
Staffing services.....	46	3	06/09	129.984	130.477	130.428	130.097	130.460
Temporary help services.....	46	31	03/09	140.026	140.992	140.896	140.247	140.959
Temporary help services.....	46	3101	03/09	140.026	140.992	140.896	140.247	140.959
Temporary help services.....	46	310101	03/09	140.026	140.992	140.896	140.247	140.959
Co-employment staffing services.....	46	32	12/08	120.050	120.050	120.050	120.050	120.050
Co-employment staffing services.....	46	3201	12/08	120.050	120.050	120.050	120.050	120.050
Co-employment staffing services.....	46	320101	12/08	120.050	120.050	120.050	120.050	120.050
Travel arrangement services (partial).....	47	—	06/09	104.271	105.137	105.330	105.896	106.666
Arrangement of flights (partial).....	47	1	06/09	103.897	104.445	104.385	103.613	105.196
Arrangement of international flights.....	47	11	12/08	109.017	109.638	109.408	108.161	110.015
Arrangement of international flights.....	47	1101	12/08	109.017	109.638	109.408	108.161	110.015
Arrangement of international flights.....	47	110101	12/08	109.017	109.638	109.408	108.161	110.015
Arrangement of domestic flights.....	47	12	12/08	89.095	89.507	89.666	89.554	90.668
Arrangement of domestic flights (partial).....	47	1201	12/08	89.095	89.507	89.666	89.554	90.668
Arrangement of domestic flights.....	47	120101	12/08	89.095	89.507	89.666	89.554	90.668
Arrangement of vehicle rentals and lodging.....	47	2	12/08	103.150	105.028	103.745	102.690	101.140
Arrangement of vehicle rentals and lodging.....	47	21	12/08	103.150	105.028	103.745	102.690	101.140
Arrangement of vehicle rentals and lodging (partial).....	47	2101	12/08	103.150	105.028	103.745	102.690	101.140
Arrangement of vehicle rentals and lodging.....	47	210101	12/08	103.150	105.028	103.745	102.690	101.140
Arrangement of cruises and tours.....	47	3	12/08	100.999	102.920	104.912	110.143	111.781
Arrangement of cruises and tours.....	47	31	12/08	100.999	102.920	104.912	110.143	111.781
Arrangement of cruises and tours.....	47	3101	12/08	100.999	102.920	104.912	110.143	111.781
Arrangement of cruises and tours.....	47	310101	12/08	100.999	102.920	104.912	110.143	111.781
Other travel arrangements (partial).....	47	4	12/08	116.541	116.541	116.541	116.541	116.541
Other travel arrangements (partial).....	47	41	12/08	116.541	116.541	116.541	116.541	116.541
Other travel arrangements (partial).....	47	4101	12/08	116.541	116.541	116.541	116.541	116.541
Other travel arrangements (partial).....	47	410101	12/08	116.541	116.541	116.541	116.541	116.541
Selected security services (partial).....	48	—	03/09	142.438	142.539	145.492	145.580	145.832
Security guard services.....	48	1	03/09	142.438	142.539	145.492	145.580	145.832
Security guard services.....	48	11	03/09	142.438	142.539	145.492	145.580	145.832
Security guard services.....	48	1101	03/09	142.438	142.539	145.492	145.580	145.832
Security guard services.....	48	110101	03/09	142.438	142.539	145.492	145.580	145.832
Cleaning and building maintenance services (partial).....	49	—	03/09	125.392	126.487	126.582	126.601	126.435
Janitorial services.....	49	1	03/09	125.392	126.487	126.582	126.601	126.435
Janitorial services.....	49	11	03/09	125.392	126.487	126.582	126.601	126.435
Janitorial services.....	49	1101	03/09	125.392	126.487	126.582	126.601	126.435
Janitorial services.....	49	110101	03/09	125.392	126.487	126.582	126.601	126.435
Waste collection and remediation services (partial).....	50	—	12/08	166.550	168.524	168.130	167.537	167.392
Waste collection.....	50	1	12/08	166.550	168.524	168.130	167.537	167.392
Solid waste collection.....	50	11	12/08	166.550	168.524	168.130	167.537	167.392
Solid waste collection.....	50	1101	12/08	166.550	168.524	168.130	167.537	167.392
Solid waste collection.....	50	110101	12/08	166.550	168.524	168.130	167.537	167.392
Health care services.....	51	—	06/09	134.610	134.979	135.161	135.179	135.489
Outpatient care (partial).....	51	1	06/09	127.299	127.735	127.868	127.788	128.150
Outpatient care (partial).....	51	11	06/09	127.299	127.735	127.868	127.788	128.150
Physician care.....	51	1101	03/09	116.504	116.535	116.603	116.639	116.658
Medicare patients: physician care.....	51	110102	06/14	106.479	106.414	106.424	106.424	106.402
Medicaid patients: physician care.....	51	110103	06/14	88.831	88.730	89.093	89.337	89.337
Private insurance patients: physician care.....	51	110104	06/14	111.072	111.207	111.209	111.200	111.252
All other patients: physician care.....	51	110105	06/14	115.516	115.494	115.532	115.532	115.522
Medical laboratory and diagnostic imaging center care.....	51	1102	03/09	95.116	95.109	95.166	95.141	95.141
Medical laboratory care.....	51	110201	03/09	90.873	90.863	90.946	90.909	90.909
Medicare patients: medical laboratory care.....	51	1102011	06/14	79.423	79.423	79.423	79.423	79.423
Medicaid patients: medical laboratory care.....	51	1102012	06/14	95.625	95.625	95.625	95.625	95.625
Private insurance patients: medical laboratory care.....	51	1102013	06/14	98.233	98.213	98.184	98.112	98.112
All other patients: medical laboratory care.....	51	1102014	06/14	102.620	102.620	103.254	103.254	103.254
Diagnostic imaging center care.....	51	110202	03/09	101.912	101.912	101.912	101.912	101.912
Medicare and Medicaid patients: diagnostic imaging center care.....	51	1102021	06/14	91.903	91.903	91.903	91.903	91.903

See footnotes at end of table.

Table 9. Producer price indexes for commodity and service groupings and individual items, not seasonally adjusted — Continued
 [July 2023, Index base 1982=100, unless otherwise indicated]

Title	Commodity code		Other index base	Unadjusted index ¹				
	Group code	Item code		Mar. 2023	Apr. 2023 ^P	May 2023 ^P	June 2023 ^P	July 2023 ^P
Private insurance and all other patients: diagnostic imaging center care.....	51	1102024	06/14	104.575	104.575	104.575	104.575	104.575
Home health and hospice care.....	51	1103	12/08	124.256	125.168	125.168	125.384	125.384
Home health and hospice care.....	51	110301	12/08	124.256	125.168	125.168	125.384	125.384
Medicare and Medicaid patients: home health and hospice care.....	51	11030101	12/08	118.467	119.744	119.744	119.744	119.744
Medicare patients: home health and hospice care.....	51	110301011	12/08	110.524	110.524	110.524	110.524	110.524
Medicaid patients: home health and hospice care.....	51	110301012	12/08	126.385	128.797	128.797	128.797	128.797
Private insurance and all other patients: home health and hospice care.....	51	11030102	12/08	145.835	145.835	145.835	146.730	146.730
Private insurance patients: home health and hospice care.....	51	110301021	06/14	109.336	109.336	109.336	109.336	109.336
All other patients: home health and hospice care.....	51	110301022	06/14	153.186	153.186	153.186	154.233	154.233
Hospital outpatient care.....	51	1104	12/08	146.498	147.486	147.778	147.457	148.471
Hospital outpatient care.....	51	110401	12/08	146.498	147.486	147.778	147.457	148.471
Hospital outpatient care, general medical & surgical hospitals.....	51	1104011	12/08	146.381	147.405	147.712	147.312	148.378
Medicare patients: hospital outpatient care, general medical and surgical hospitals.....	51	11040111	06/14	114.706	115.005	115.062	115.062	115.062
Medicaid patients: hospital outpatient care, general medical and surgical hospitals.....	51	11040112	06/14	97.045	97.045	97.045	97.045	106.801
Private insurance and all other patients: outpatient care, gen. medical and surgical hospitals.....	51	11040113	06/14	131.078	132.351	132.750	132.192	132.247
Dental care.....	51	1105	06/10	131.210	131.210	131.210	131.215	131.215
Private insurance patients: dental care.....	51	110502	06/14	119.636	119.636	119.636	119.636	119.636
Private insurance patients: dental visits and consultations.....	51	1105021	06/14	132.197	132.197	132.197	132.197	132.197
Private insurance patients: dental surgical intervention services.....	51	1105022	06/14	113.982	113.982	113.982	113.982	113.982
Private insurance patients: dental non-surgical intervention services.....	51	1105023	06/14	113.275	113.275	113.275	113.275	113.275
Medicare, Medicaid and all other patients: dental care.....	51	110503	06/14	126.093	126.093	126.093	126.104	126.104
Medicare, Medicaid and all other patients: dental visits and consultations.....	51	1105031	06/14	128.472	128.472	128.472	128.490	128.490
Medicare, Medicaid and all other patients: dental surgical intervention services.....	51	1105032	06/14	112.437	112.437	112.437	112.437	112.437
Medicare and Medicaid and all other patients: dental non-surgical intervention services.....	51	1105033	06/14	128.730	128.730	128.730	128.740	128.740
Inpatient care.....	51	2	06/09	145.990	146.218	146.445	146.662	146.844
Inpatient care.....	51	21	06/09	145.990	146.218	146.445	146.662	146.844
Hospital inpatient care.....	51	2101	12/08	147.245	147.554	147.868	148.210	148.005
Hospital inpatient care.....	51	210101	12/08	147.245	147.554	147.868	148.210	148.005
Hospital inpatient care, general medical and surgical hospitals.....	51	2101011	12/08	148.894	149.206	149.414	149.758	149.524
Medicare patients: hospital inpatient care, general medical and surgical hospitals.....	51	21010111	06/14	118.932	118.593	118.747	118.457	118.457
Medicaid patients: hospital inpatient care, general medical and surgical hospitals.....	51	21010112	06/14	115.799	115.799	115.799	115.799	113.001
Private insur. & all other patients: hospital inpatient, general medical and surgical hospitals.....	51	21010113	06/14	136.710	137.597	137.854	138.760	139.279
Private insurance patients: hospital inpatient care, general medical and surgical hospitals.....	51	210101131	06/14	136.061	137.044	137.328	138.333	138.908
All other patients: hospital inpatient care, general medical and surgical hospitals.....	51	210101132	06/14	144.332	144.332	144.332	144.332	144.332
Hospital inpatient care, psychiatric & substance abuse hospitals.....	51	2101012	12/08	129.628	129.733	132.879	132.879	133.158
Hospital inpatient care, specialty hospitals.....	51	2101013	12/08	125.998	126.469	126.384	127.048	127.048
Medicare patients: hospital inpatient care, specialty hospitals.....	51	21010131	06/14	114.906	114.875	114.990	114.987	114.987
Medicaid patients: hospital inpatient care, specialty hospitals.....	51	21010132	06/14	116.834	116.484	115.689	115.836	115.836
Private insurance and all other patients: hospital inpatient care, specialty hospitals.....	51	21010133	06/14	107.497	108.516	108.492	109.706	109.706
Nursing home care.....	51	2102	12/08	145.403	145.408	145.333	145.154	146.319
Nursing home care.....	51	210201	12/08	145.403	145.408	145.333	145.154	146.319
Medicare and Medicaid patients: Nursing home care.....	51	21020101	12/08	141.921	141.565	141.375	141.116	142.028
Medicaid patients: Nursing home care.....	51	210201011	06/12	145.338	144.748	144.434	144.005	145.516
Medicare patients: Nursing home care.....	51	210201012	06/12	119.182	119.182	119.182	119.182	119.182
Private insurance and all other patients: Nursing home care.....	51	21020102	12/08	151.060	151.544	151.612	151.515	153.023
Private insurance patients: Nursing home care.....	51	210201021	06/14	106.720	106.720	106.720	106.720	106.720
All other patients: Nursing home care.....	51	210201022	06/14	135.626	136.150	136.224	136.118	137.751
Intellectual and developmental disability center care.....	51	2103	12/08	184.181	184.077	184.351	184.351	187.015
Intellectual and developmental disability center care.....	51	210301	12/08	184.181	184.077	184.351	184.351	187.015
Medicaid patients: Intellectual and developmental disability center care.....	51	21030101	06/14	142.472	142.371	142.637	142.637	143.610
Medicare, private ins. & all other patients: Intellectual & develop. disability center care.....	51	21030102	06/14	150.622	150.622	150.622	150.622	157.286
Sales of blood and blood products, organs, and tissues.....	51	3	03/09	116.188	116.310	118.834	118.875	119.745
Sales of blood and blood products, organs, and tissues.....	51	31	03/09	116.188	116.310	118.834	118.875	119.745
Sales of blood and blood products, organs, and tissues.....	51	3101	03/09	116.188	116.310	118.834	118.875	119.745
Sales of blood and blood products, organs, and tissues.....	51	310101	03/09	116.188	116.310	118.834	118.875	119.745
Accommodation services.....	53	—	06/09	145.159	143.950	140.214	149.428	149.879

See footnotes at end of table.

Table 9. Producer price indexes for commodity and service groupings and individual items, not seasonally adjusted — Continued
 [July 2023, Index base 1982=100, unless otherwise indicated]

Title	Commodity code		Other index base	Unadjusted index ¹				
	Group code	Item code		Mar. 2023	Apr. 2023 ^P	May 2023 ^P	June 2023 ^P	July 2023 ^P
Traveler accommodation services.....	53	1	06/09	145.159	143.950	140.214	149.428	149.879
Traveler accommodation services.....	53	11	06/09	145.159	143.950	140.214	149.428	149.879
Guestroom or unit rental.....	53	1101	03/09	150.326	149.042	144.894	155.086	155.648
Guestroom or unit rental.....	53	110101	03/09	150.326	149.042	144.894	155.086	155.648
Other traveler accommodation services.....	53	1102	03/09	141.624	140.850	140.608	141.654	140.929
Other traveler accommodation services.....	53	110201	03/09	141.624	140.850	140.608	141.654	140.929
Food and beverage for immediate consumption services (partial).....	54	—	06/09	129.200	129.665	129.676	129.736	130.167
Food and beverage for immediate consumption services (partial).....	54	1	06/09	129.200	129.665	129.676	129.736	130.167
Food and nonalcoholic beverages for immediate consumption (partial).....	54	11	04/09	123.805	123.938	123.999	124.054	124.567
Food and nonalcoholic beverages for immediate consumption (partial).....	54	1101	04/09	123.805	123.938	123.999	124.054	124.567
Food and nonalcoholic beverages for immediate consumption (partial).....	54	110101	04/09	123.805	123.938	123.999	124.054	124.567
Alcoholic beverages for immediate consumption (partial).....	54	12	12/08	163.366	165.891	165.594	165.690	165.607
Alcoholic beverages for immediate consumption (partial).....	54	1201	12/08	163.366	165.891	165.594	165.690	165.607
Alcoholic beverages for immediate consumption (partial).....	54	120101	12/08	163.366	165.891	165.594	165.690	165.607
Repair and maintenance services (partial).....	55	—	06/09	150.769	152.111	151.943	152.112	152.774
Commercial and industrial machinery and equipment repair and maintenance.....	55	1	03/09	153.239	155.679	154.619	154.581	155.843
Commercial and industrial machinery and equipment repair and maintenance.....	55	11	03/09	153.239	155.679	154.619	154.581	155.843
Commercial machinery repair and maintenance.....	55	1101	03/09	153.239	155.679	154.619	154.581	155.843
Commercial machinery repair and maintenance.....	55	110101	03/09	153.239	155.679	154.619	154.581	155.843
Motor vehicle repair and maintenance (partial).....	55	2	12/08	157.805	158.483	159.013	159.596	159.596
Motor vehicle repair and maintenance (partial).....	55	21	12/08	157.805	158.483	159.013	159.596	159.596
Motor vehicle repair and maintenance (partial).....	55	2101	12/08	157.805	158.483	159.013	159.596	159.596
Motor vehicle repair and maintenance (partial).....	55	210101	12/08	157.805	158.483	159.013	159.596	159.596
Ship repair and maintenance.....	55	3	06/09	129.611	129.790	131.541	131.541	131.541
Ship repair and maintenance.....	55	31	06/09	129.611	129.790	131.541	131.541	131.541
Ship repair, military.....	55	3101	12/08	116.784	116.784	117.372	117.372	117.372
Ship repair, military.....	55	310101	12/08	116.784	116.784	117.372	117.372	117.372
Ship repair, nonmilitary.....	55	3102	12/08	162.585	163.142	167.370	167.370	167.370
Ship repair, nonmilitary.....	55	310201	12/08	162.585	163.142	167.370	167.370	167.370
Aircraft repair and maintenance.....	55	4	04/09	142.263	142.429	142.429	142.429	143.070
Aircraft repair and maintenance.....	55	41	04/09	142.263	142.429	142.429	142.429	143.070
Aircraft repair and maintenance.....	55	4101	04/09	142.263	142.429	142.429	142.429	143.070
Aircraft repair and maintenance.....	55	410101	04/09	142.263	142.429	142.429	142.429	143.070
Entertainment services (partial).....	56	—	06/09	127.190	126.512	125.377	125.386	125.259
Membership dues and admissions and recreation facility use fees (partial).....	56	1	06/09	142.260	142.509	140.093	140.096	140.782
Membership dues and admissions and recreation facility use fees (partial).....	56	11	06/09	142.260	142.509	140.093	140.096	140.782
Membership dues.....	56	1101	04/09	127.599	127.730	127.730	128.126	128.467
Membership dues, golf courses and country clubs.....	56	110101	04/09	160.795	161.203	161.203	162.542	163.600
Membership dues, fitness and recreational sports centers.....	56	110102	04/09	108.367	108.367	108.367	108.315	108.315
Admissions and recreational facilities use fees (partial).....	56	1102	12/08	167.253	167.738	160.395	159.581	160.959
Admissions and recreational facilities use fees, golf courses and country clubs.....	56	110201	12/08	131.034	130.915	115.088	114.268	114.365
Admissions and recreational facilities use fees, fitness and recreational sports centers.....	56	110202	12/08	153.169	153.169	153.169	153.169	153.169
Admissions and recreational facilities use fees, amusement and theme parks.....	56	110203	12/08	198.788	200.025	196.341	195.135	198.279
Recreational activity instruction fees (partial).....	56	2	12/08	123.016	123.016	123.096	123.096	123.096
Recreational activity instruction fees (partial).....	56	21	12/08	123.016	123.016	123.096	123.096	123.096
Recreational activity instruction fees (partial).....	56	2101	12/08	123.016	123.016	123.096	123.096	123.096
Recreational activity instruction fees (partial).....	56	210101	12/08	123.016	123.016	123.096	123.096	123.096
Gaming receipts (partial).....	56	3	12/08	112.985	111.103	111.354	111.371	110.250
Gaming receipts (partial).....	56	31	12/08	112.985	111.103	111.354	111.371	110.250
Gaming receipts (partial).....	56	3101	12/08	112.985	111.103	111.354	111.371	110.250
Gaming receipts (partial).....	56	310101	12/08	112.985	111.103	111.354	111.371	110.250
Wholesale trade services.....	57	—	06/09	155.895	158.381	158.463	156.368	159.453
Machinery and equipment and parts and supplies wholesaling.....	57	1	06/09	164.215	162.960	165.545	159.955	163.096
Machinery and equipment and parts and supplies wholesaling.....	57	11	06/09	164.215	162.960	165.545	159.955	163.096
Parts and supplies for machinery and equipment wholesaling.....	57	1102	03/09	189.108	183.957	189.173	185.193	186.826
Parts and supplies for machinery and equipment wholesaling.....	57	110201	03/09	189.108	183.957	189.173	185.193	186.826
Machinery and vehicle wholesaling.....	57	1103	05/19	120.417	121.867	122.850	116.680	121.011

See footnotes at end of table.

Table 9. Producer price indexes for commodity and service groupings and individual items, not seasonally adjusted — Continued
 [July 2023, Index base 1982=100, unless otherwise indicated]

Title	Commodity code		Other index base	Unadjusted index ¹				
	Group code	Item code		Mar. 2023	Apr. 2023 ^P	May 2023 ^P	June 2023 ^P	July 2023 ^P
Machinery and vehicle wholesaling.....	57	110301	05/19	120.417	121.867	122.850	116.680	121.011
Professional and commercial equipment wholesaling.....	57	1104	05/19	104.945	102.085	103.347	102.710	101.233
Professional and commercial equipment wholesaling.....	57	110401	05/19	104.945	102.085	103.347	102.710	101.233
Furnishings wholesaling.....	57	2	03/09	144.632	144.215	134.328	135.867	135.867
Furnishings wholesaling.....	57	21	03/09	144.632	144.215	134.328	135.867	135.867
Furnishings wholesaling.....	57	2101	03/09	144.632	144.215	134.328	135.867	135.867
Furnishings wholesaling.....	57	210101	03/09	144.632	144.215	134.328	135.867	135.867
Building materials, paint, and hardware wholesaling.....	57	3	03/09	133.017	133.172	131.471	134.356	134.077
Building materials, paint, and hardware wholesaling.....	57	31	03/09	133.017	133.172	131.471	134.356	134.077
Building materials, paint, and hardware wholesaling.....	57	3101	03/09	133.017	133.172	131.471	134.356	134.077
Building materials, paint, and hardware wholesaling.....	57	310101	03/09	133.017	133.172	131.471	134.356	134.077
Metals, minerals, and ores wholesaling.....	57	4	03/09	305.605	311.910	281.486	272.454	274.929
Metals, minerals, and ores wholesaling.....	57	41	03/09	305.605	311.910	281.486	272.454	274.929
Metals, minerals, and ores wholesaling.....	57	4101	03/09	305.605	311.910	281.486	272.454	274.929
Metals, minerals, and ores wholesaling.....	57	410101	03/09	305.605	311.910	281.486	272.454	274.929
Chemicals and allied products wholesaling.....	57	5	03/09	126.125	128.080	128.610	128.737	131.868
Chemicals and allied products wholesaling.....	57	51	03/09	126.125	128.080	128.610	128.737	131.868
Chemicals and allied products wholesaling.....	57	5101	03/09	126.125	128.080	128.610	128.737	131.868
Chemicals and allied products wholesaling.....	57	510101	03/09	126.125	128.080	128.610	128.737	131.868
Paper and plastics products wholesaling.....	57	6	03/09	206.911	207.577	208.120	207.200	205.422
Paper and plastics products wholesaling.....	57	61	03/09	206.911	207.577	208.120	207.200	205.422
Paper and plastics products wholesaling.....	57	6101	03/09	206.911	207.577	208.120	207.200	205.422
Paper and plastics products wholesaling.....	57	610101	03/09	206.911	207.577	208.120	207.200	205.422
Apparel wholesaling.....	57	7	03/09	124.052	132.885	125.563	129.600	128.089
Apparel wholesaling.....	57	71	03/09	124.052	132.885	125.563	129.600	128.089
Apparel wholesaling.....	57	7101	03/09	124.052	132.885	125.563	129.600	128.089
Apparel wholesaling.....	57	710101	03/09	124.052	132.885	125.563	129.600	128.089
Food and alcohol wholesaling.....	57	8	06/09	135.710	139.336	142.353	139.054	139.902
Food and alcohol wholesaling.....	57	81	06/09	135.710	139.336	142.353	139.054	139.902
Food wholesaling.....	57	8101	03/09	131.776	135.817	139.235	135.630	136.536
Food wholesaling.....	57	810101	03/09	131.776	135.817	139.235	135.630	136.536
Alcohol wholesaling.....	57	8102	02/09	154.710	154.690	154.230	153.676	153.989
Alcohol wholesaling.....	57	810201	02/09	154.710	154.690	154.230	153.676	153.989
Other commodities wholesaling.....	57	9	03/09	150.536	157.687	156.613	158.072	164.617
Other commodities wholesaling.....	57	91	03/09	150.536	157.687	156.613	158.072	164.617
Other commodities wholesaling.....	57	9101	03/09	150.536	157.687	156.613	158.072	164.617
Other commodities wholesaling.....	57	910101	03/09	150.536	157.687	156.613	158.072	164.617
Retail trade services.....	58	—	06/09	154.597	153.621	154.422	153.543	152.090
Food and alcohol retailing.....	58	1	03/09	178.111	177.379	178.741	179.624	176.339
Food and alcohol retailing.....	58	11	03/09	178.111	177.379	178.741	179.624	176.339
Food retailing.....	58	1102	09/15	143.279	142.456	143.939	144.589	141.915
Food retailing.....	58	110201	09/15	143.279	142.456	143.939	144.589	141.915
Alcohol retailing.....	58	1103	09/15	127.121	128.003	126.660	127.647	125.491
Alcohol retailing.....	58	110301	09/15	127.121	128.003	126.660	127.647	125.491
Health and beauty care retailing, including optical goods.....	58	2	03/09	142.670	141.860	144.177	143.257	142.749
Health and beauty care retailing, including optical goods.....	58	21	03/09	142.670	141.860	144.177	143.257	142.749
Health and beauty care retailing, including optical goods.....	58	2101	03/09	142.670	141.860	144.177	143.257	142.749
Health and beauty care retailing, including optical goods.....	58	210101	03/09	142.670	141.860	144.177	143.257	142.749
Apparel, jewelry, footwear, and accessories retailing.....	58	3	06/09	129.834	125.638	127.418	122.710	120.543
Apparel, jewelry, footwear, and accessories retailing.....	58	31	06/09	129.834	125.638	127.418	122.710	120.543
Apparel, footwear, and accessories retailing.....	58	3101	03/09	125.630	120.871	122.700	117.399	114.962
Apparel, footwear, and accessories retailing.....	58	310101	03/09	125.630	120.871	122.700	117.399	114.962
Jewelry retailing.....	58	3102	03/09	137.955	138.484	139.611	139.932	140.049
Jewelry retailing.....	58	310201	03/09	137.955	138.484	139.611	139.932	140.049
Computer hardware, software, and supplies retailing.....	58	4	03/09	79.346	77.503	77.063	75.740	75.491
Computer hardware, software, and supplies retailing.....	58	41	03/09	79.346	77.503	77.063	75.740	75.491
Computer hardware, software, and supplies retailing.....	58	4101	03/09	79.346	77.503	77.063	75.740	75.491
Computer hardware, software, and supplies retailing.....	58	410101	03/09	79.346	77.503	77.063	75.740	75.491
TV, video, and photographic equipment and supplies retailing.....	58	5	03/09	53.475	55.535	49.624	58.228	58.336

See footnotes at end of table.

Table 9. Producer price indexes for commodity and service groupings and individual items, not seasonally adjusted — Continued
 [July 2023, Index base 1982=100, unless otherwise indicated]

Title	Commodity code		Other index base	Unadjusted index ¹				
	Group code	Item code		Mar. 2023	Apr. 2023 ^P	May 2023 ^P	June 2023 ^P	July 2023 ^P
TV, video, and photographic equipment and supplies retailing.	58	51	03/09	53.475	55.535	49.624	58.228	58.336
TV, video, and photographic equipment and supplies retailing.	58	5101	03/09	53.475	55.535	49.624	58.228	58.336
TV, video, and photographic equipment and supplies retailing.	58	510101	03/09	53.475	55.535	49.624	58.228	58.336
Automobiles and automobile parts retailing.	58	6	06/09	182.086	179.052	175.048	175.046	175.237
Automobiles and automobile parts retailing.	58	61	06/09	182.086	179.052	175.048	175.046	175.237
Automobile retailing (Partial).	58	6101	03/09	198.792	196.869	190.561	189.530	189.911
Automobile retailing (Partial).	58	610101	03/09	198.792	196.869	190.561	189.530	189.911
Automotive parts, including tires, retailing.	58	6102	03/09	153.145	147.371	148.493	150.879	150.638
Automotive parts, including tires, retailing.	58	610201	03/09	153.145	147.371	148.493	150.879	150.638
RVs, trailers, and campers retailing.	58	8	03/09	137.885	134.796	147.285	141.364	141.694
RVs, trailers, and campers retailing.	58	81	03/09	137.885	134.796	147.285	141.364	141.694
RVs, trailers, and campers retailing.	58	8101	03/09	137.885	134.796	147.285	141.364	141.694
RVs, trailers, and campers retailing.	58	810101	03/09	137.885	134.796	147.285	141.364	141.694
Sporting goods, including boats, retailing.	58	9	03/09	123.227	126.103	125.586	123.396	128.060
Sporting goods, including boats, retailing.	58	91	03/09	123.227	126.103	125.586	123.396	128.060
Sporting goods, including boats, retailing.	58	9101	03/09	123.227	126.103	125.586	123.396	128.060
Sporting goods, including boats, retailing.	58	910101	03/09	123.227	126.103	125.586	123.396	128.060
Lawn, garden, and farm equipment and supplies retailing.	58	A	03/09	174.433	177.104	174.861	175.070	179.519
Lawn, garden, and farm equipment and supplies retailing.	58	A1	03/09	174.433	177.104	174.861	175.070	179.519
Lawn, garden, and farm equipment and supplies retailing.	58	A101	03/09	174.433	177.104	174.861	175.070	179.519
Lawn, garden, and farm equipment and supplies retailing.	58	A10101	03/09	174.433	177.104	174.861	175.070	179.519
Furniture retailing.	58	B	03/09	146.052	149.040	150.384	151.815	150.132
Furniture retailing.	58	B1	03/09	146.052	149.040	150.384	151.815	150.132
Furniture retailing.	58	B101	03/09	146.052	149.040	150.384	151.815	150.132
Furniture retailing.	58	B10101	03/09	146.052	149.040	150.384	151.815	150.132
Flooring and floor coverings retailing.	58	C	03/09	132.457	132.375	131.765	132.920	133.431
Flooring and floor coverings retailing.	58	C1	03/09	132.457	132.375	131.765	132.920	133.431
Flooring and floor coverings retailing.	58	C101	03/09	132.457	132.375	131.765	132.920	133.431
Flooring and floor coverings retailing.	58	C10101	03/09	132.457	132.375	131.765	132.920	133.431
Hardware and building materials and supplies retailing.	58	D	03/09	159.982	159.845	158.226	161.015	167.429
Hardware and building materials and supplies retailing.	58	D1	03/09	159.982	159.845	158.226	161.015	167.429
Hardware and building materials and supplies retailing.	58	D101	03/09	159.982	159.845	158.226	161.015	167.429
Hardware and building materials and supplies retailing.	58	D10101	03/09	159.982	159.845	158.226	161.015	167.429
Major household appliance retailing.	58	E	03/09	130.310	136.765	131.086	128.978	126.308
Major household appliance retailing.	58	E1	03/09	130.310	136.765	131.086	128.978	126.308
Major household appliance retailing.	58	E101	03/09	130.310	136.765	131.086	128.978	126.308
Major household appliance retailing.	58	E10101	03/09	130.310	136.765	131.086	128.978	126.308
Fuels and lubricants retailing.	58	F	06/09	251.982	251.674	280.507	269.850	247.129
Fuels and lubricants retailing.	58	F1	06/09	251.982	251.674	280.507	269.850	247.129
Automotive fuels and lubricants retailing.	58	F101	03/09	312.730	315.048	353.169	345.994	316.751
Automotive fuels and lubricants retailing.	58	F10101	03/09	312.730	315.048	353.169	345.994	316.751
Household fuels retailing.	58	F102	03/09	182.416	175.458	190.500	167.689	153.850
Household fuels retailing.	58	F10201	03/09	182.416	175.458	190.500	167.689	153.850
Cleaning supplies and paper products retailing.	58	G	03/09	192.795	204.440	200.585	206.751	199.391
Cleaning supplies and paper products retailing.	58	G1	03/09	192.795	204.440	200.585	206.751	199.391
Cleaning supplies and paper products retailing.	58	G101	03/09	192.795	204.440	200.585	206.751	199.391
Cleaning supplies and paper products retailing.	58	G10101	03/09	192.795	204.440	200.585	206.751	199.391
Book retailing.	58	H	03/09	134.998	135.067	135.435	136.091	136.091
Book retailing.	58	H1	03/09	134.998	135.067	135.435	136.091	136.091
Book retailing.	58	H101	03/09	134.998	135.067	135.435	136.091	136.091
Book retailing.	58	H10101	03/09	134.998	135.067	135.435	136.091	136.091
Other merchandise retailing (partial).	58	I	03/09	141.274	141.703	138.930	138.385	137.486
Other merchandise retailing (partial).	58	I1	03/09	141.274	141.703	138.930	138.385	137.486
Other merchandise retailing (partial).	58	I101	03/09	141.274	141.703	138.930	138.385	137.486
Other merchandise retailing (partial).	58	I10101	03/09	141.274	141.703	138.930	138.385	137.486
Metal treatment services.	59	—	12/84	228.718	230.324	231.171	230.726	232.276
Metal treatment services.	59	1	12/84	228.718	230.324	231.171	230.726	232.276
Metal treatment services.	59	11	12/84	228.718	230.324	231.171	230.726	232.276
Metal plating and polishing.	59	1101	12/84	248.826	248.905	248.905	252.458	252.458

See footnotes at end of table.

Table 9. Producer price indexes for commodity and service groupings and individual items, not seasonally adjusted — Continued
 [July 2023, Index base 1982=100, unless otherwise indicated]

Title	Commodity code		Other index base	Unadjusted index ¹				
	Group code	Item code		Mar. 2023	Apr. 2023 ^p	May 2023 ^p	June 2023 ^p	July 2023 ^p
Metal plating and polishing.....	59	110111	12/84	248.826	248.905	248.905	252.458	252.458
Metal coating and allied services.....	59	1102	12/84	217.124	218.536	220.081	217.579	218.377
Metal coating and allied services.....	59	110222	12/84	217.124	218.536	220.081	217.579	218.377
Metal heat treating.....	59	1103	06/85	200.117	203.742	203.742	203.742	208.716
Metal heat treating.....	59	110349	06/06	158.290	161.157	161.157	161.157	165.092
Mining services.....	60	—	06/85	266.085	264.279	262.899	262.064	262.066
Mining services.....	60	1	06/85	266.085	264.279	262.899	262.064	262.066
Mining services.....	60	11	06/85	266.085	264.279	262.899	262.064	262.066
Support activities for coal mining.....	60	1102	06/85	216.323	216.358	216.043	217.105	217.223
Support activities for coal mining.....	60	110201	06/85	216.323	216.358	216.043	217.105	217.223
Drilling oil and gas wells services.....	60	1103	12/85	405.453	405.261	401.792	397.023	394.542
Drilling oil and gas wells services.....	60	110301	12/85	405.453	405.261	401.792	397.023	394.542
Support activities for oil and gas operations.....	60	1104	12/85	222.166	220.015	219.052	218.946	219.413
Support activities for oil and gas operations.....	60	110401	12/85	222.166	220.015	219.052	218.946	219.413
Metal and nonmetallic minerals mining services.....	60	1106	05/23	—	—	100.000	100.000	100.000
Metal and nonmetallic minerals mining services.....	60	110601	05/23	—	—	100.000	100.000	100.000
Metal mining services.....	60	1106011	12/85	277.139	280.126	280.127	—	—
Contract work on textile products, apparel, and leather.....	61	—	06/10	137.700	137.730	137.516	137.590	137.686
Contract work on textile products and apparel.....	61	1	06/10	137.807	137.838	137.620	137.695	137.793
Contract work on textile products and apparel.....	61	11	06/10	137.807	137.838	137.620	137.695	137.793
Contract work on textile products.....	61	1102	06/87	243.551	243.659	243.657	243.915	243.915
Commission finishing of broadwoven fabrics.....	61	110201	06/87	271.500	271.637	271.602	271.895	271.895
Commission finishing of cotton broadwoven fabrics.....	61	1102011	06/08	190.805	191.353	191.228	191.250	191.250
Other commission finishing of broadwoven fabrics (excl. cotton & wool).....	61	1102012	06/08	207.604	207.604	207.601	207.868	207.868
Commission knit or knit & finishing of weft & warp knit fabric.....	61	110204	12/94	138.179	137.886	138.618	138.618	138.618
Contract work on apparel.....	61	1103	06/87	146.602	146.602	146.740	146.740	146.971
Contract work on women's, girls' and infants' apparel.....	61	11031	12/11	113.423	113.423	113.423	113.423	113.423
Contract work on women's, girls', and infants' nontailored coats, jackets, & other outerwear.....	61	110313	06/07	120.298	—	—	—	—
Contract work on men's and boys' (including unisex) apparel.....	61	11032	12/11	125.106	125.106	125.391	125.391	125.866
Contract work on men's and boys' pants, work apparel, and other outerwear.....	61	110321	06/07	122.095	122.095	122.095	122.095	122.095
Contract work on men's and boys' shirts, tailored suits/coats/jackets, & underwear/nightwear.....	61	110323	06/07	136.201	136.201	136.910	136.910	138.093
Contract & commission receipts for tanning or finishing leather owned by others.....	61	2	06/11	131.309	131.273	131.273	131.273	131.273
Contract & commission receipts for tanning or finishing leather owned by others.....	61	21	06/11	131.309	131.273	131.273	131.273	131.273
Contract and commission receipts for tanning or finishing leather owned by others.....	61	2101	12/97	173.138	173.091	173.091	173.091	173.091
Contract and commission receipts for tanning or finishing leather owned by others.....	61	210101	12/97	173.138	173.091	173.091	173.091	173.091
Construction (partial).....	80	—	06/09	165.468	165.211	165.616	165.655	163.696
New nonresidential building construction.....	80	1	06/09	175.455	175.135	175.308	175.329	172.926
New nonresidential building construction.....	80	11	06/09	175.455	175.135	175.308	175.329	172.926
New warehouse building construction.....	80	1101	12/04	234.403	233.785	234.730	235.119	233.575
New warehouse building construction.....	80	110101	12/04	234.403	233.785	234.730	235.119	233.575
New school building construction.....	80	1102	12/05	227.548	226.683	226.639	226.610	224.139
New school building construction.....	80	110201	12/05	227.548	226.683	226.639	226.610	224.139
New office building construction.....	80	1103	06/06	207.476	207.942	208.108	207.990	203.154
New office building construction.....	80	110301	06/06	207.476	207.942	208.108	207.990	203.154
New industrial building construction.....	80	1104	06/07	195.047	194.085	194.173	194.447	191.351
New industrial building construction.....	80	110401	06/07	195.047	194.085	194.173	194.447	191.351
New health care building construction.....	80	1105	06/12	160.240	159.750	159.738	159.599	158.302
New health care building construction.....	80	110501	06/12	160.240	159.750	159.738	159.599	158.302
Maintenance and repair of nonresidential buildings (partial).....	80	2	04/09	144.906	144.990	147.013	147.173	147.572
Maintenance and repair of nonresidential buildings (partial).....	80	21	04/09	144.906	144.990	147.013	147.173	147.572
Maintenance and repair of nonresidential buildings (partial).....	80	2101	04/09	144.906	144.990	147.013	147.173	147.572
Maintenance and repair of nonresidential buildings (partial).....	80	210101	04/09	144.906	144.990	147.013	147.173	147.572

¹ All indexes are subject to revision for 4 months after their originally scheduled publication to incorporate late reports and corrections by survey respondents.

² Due to incomplete coverage of the services sector, some services indexes in this table reflect only a portion of their wherever-provided output. These indexes are flagged using the term "partial" at the end of their titles. For more information regarding wherever-provided services indexes, go to <https://www.bls.gov/ppi/wepnotice.htm>. This webpage includes methodology documentation, a table identifying missing coverage areas for those indexes with incomplete coverage, and a concordance table between wherever-provided services indexes and Census product codes.

^p Preliminary

"—" Data not available.

Table 10. Producer price indexes and percentage changes for net output of selected industries and industry groups, not seasonally adjusted
[July 2023]

Title ¹	Index base	Industry code	Unadjusted index ²					Unadjusted 1-month percent change ²	Unadjusted 12-month percent change ²
			Mar. 2023	Apr. 2023 ^P	May 2023 ^P	June 2023 ^P	July 2023 ^P		
Total mining, utilities, and manufacturing industries.....	12/06	AMUM--	156.443	155.499	153.775	154.467	154.979	0.3	-5.9
Total mining industries.....	12/84	OMIN--	215.319	219.255	206.355	201.996	212.516	5.2	-27.0
Oil and gas extraction.....	12/85	211--	187.059	192.927	174.744	167.228	184.065	10.1	-41.7
Mining (except oil & gas).....	12/03	212--	328.291	331.202	326.061	329.074	326.833	-0.7	0.8
Mining support activities.....	06/09	213--	125.657	124.792	124.059	123.632	123.693	0.0	4.2
Utilities.....	12/03	221--	183.274	174.311	170.313	180.096	188.238	4.5	-15.2
Total manufacturing industries.....	12/84	OMFG--	248.980	248.582	246.286	245.950	245.149	-0.3	-4.4
Food mfg.....	12/84	311--	254.266	253.408	253.929	253.762	254.099	0.1	-1.0
Beverage & tobacco mfg.....	12/03	312--	196.166	195.808	198.973	199.418	198.700	-0.4	9.3
Textile mills.....	12/84	313--	170.988	170.862	170.043	169.848	169.190	-0.4	-3.8
Textile product mills.....	12/03	314--	158.341	158.603	158.410	158.178	158.666	0.3	3.0
Apparel manufacturing.....	12/03	315--	126.594	126.613	127.114	127.292	127.311	0.0	2.7
Leather and allied product manufacturing.....	12/84	316--	199.387	199.761	199.695	199.578	202.658	1.5	3.8
Wood product manufacturing.....	12/03	321--	185.720	185.140	185.476	185.132	185.585	0.2	-9.2
Paper manufacturing.....	12/03	322--	186.952	186.205	185.882	185.133	184.385	-0.4	1.2
Printing and related support activities.....	12/03	323--	158.727	158.487	158.513	158.528	158.609	0.1	5.6
Petroleum and coal products manufacturing.....	12/84	324--	380.578	376.043	349.387	347.565	340.041	-2.2	-31.4
Chemical mfg.....	12/84	325--	362.338	362.955	361.187	358.106	355.087	-0.8	-3.3
Plastics and rubber products mfg.....	12/84	326--	252.773	252.690	251.958	251.118	250.731	-0.2	-1.1
Nonmetallic mineral product mfg.....	12/84	327--	284.721	285.416	286.494	286.643	287.317	0.2	7.6
Primary metal mfg.....	12/84	331--	296.169	298.931	307.894	305.934	291.301	-4.8	-13.5
Fabricated metal product mfg.....	12/84	332--	276.350	278.554	278.602	278.639	278.478	-0.1	2.4
Machinery mfg.....	12/03	333--	176.836	177.446	178.125	178.303	178.671	0.2	6.0
Computer & electronic product mfg.....	12/03	334--	98.968	98.976	98.777	98.863	99.222	0.4	2.6
Electrical equipment, appliance & component mfg.....	12/03	335--	195.863	196.541	196.839	197.567	198.236	0.3	5.3
Transportation equipment mfg.....	12/03	336--	139.113	139.266	139.519	139.569	139.791	0.2	2.7
Furniture & related product mfg.....	12/84	337--	268.501	268.143	268.835	268.821	269.896	0.4	4.1
Miscellaneous mfg.....	12/03	339--	143.731	143.764	144.571	145.165	145.089	-0.1	3.9
Material recyclers.....	12/86	429930	452.064	443.558	426.948	390.417	381.031	-2.4	-13.6
Total trade industries.....	12/06	ATRADE	172.254	173.483	174.178	172.959	173.459	0.3	0.9
Total wholesale trade industries.....	12/06	AWHLTR	182.731	186.168	186.633	184.932	187.367	1.3	2.9
Merchant wholesalers, durable goods.....	06/04	423--	197.595	199.116	199.180	195.025	196.909	1.0	1.6
Merchant wholesalers, nondurable goods.....	06/05	424--	198.144	204.102	205.006	205.463	208.850	1.6	4.1
Total retail trade industries.....	12/06	ARETTR	162.309	160.902	161.884	161.213	159.367	-1.1	-1.9
Motor vehicle and parts dealers.....	12/03	441--	191.451	190.124	190.744	190.191	190.248	0.0	-10.3
Bldg material and garden equip and supp dealers.....	12/03	444--	208.570	208.041	203.883	204.811	207.413	1.3	-4.9
Food and beverage stores.....	12/99	445--	259.403	259.725	259.241	262.652	258.603	-1.5	9.2
Furniture, home furnishings, electronics, and appliance retailers.....	12/22	449--	108.085	104.050	102.688	103.783	103.883	0.1	-
General merchandise retailers.....	12/03	455--	155.866	155.441	156.936	155.468	152.548	-1.9	-0.4
Health and personal care retailers.....	12/03	456--	145.453	147.643	146.844	147.654	146.519	-0.8	-1.7
Gasoline stations and fuel dealers.....	12/22	457--	83.680	83.189	91.130	89.604	83.630	-6.7	-
Clothing and clothing accessories retailers.....	12/03	458--	157.812	149.345	150.805	144.150	139.781	-3.0	4.2
Sporting goods and hobby retailers.....	12/03	4591--	123.035	125.332	130.715	124.848	132.119	5.8	6.0
Book retailers and news dealers.....	12/03	4592--	133.616	133.009	134.003	133.803	133.803	0.0	-0.2
Office supplies, stationary, and gift retailers.....	12/03	4594--	174.173	179.832	174.472	168.074	160.522	-4.5	-7.2
Transportation and warehousing industries.....	12/06	ATRNRW	171.057	167.603	167.273	167.962	168.258	0.2	-2.9
Transportation industries.....	12/06	ATRANS	163.620	159.610	159.758	160.692	160.459	-0.1	-4.6
Air transportation.....	12/92	481--	272.168	272.049	263.862	275.131	275.296	0.1	2.1
Rail transportation.....	12/96	482--	231.944	231.485	229.385	228.593	228.447	-0.1	-1.6
Water transportation.....	12/03	483--	188.681	189.203	197.282	193.469	193.377	0.0	-1.1
Truck transportation.....	12/03	484--	194.625	185.833	188.866	187.554	187.162	-0.2	-7.4
Pipeline transportation.....	05/22	486--	108.195	107.067	107.297	105.975	106.025	0.0	0.4
Transportation support activities.....	12/03	488--	140.009	138.391	138.071	139.541	138.796	-0.5	-9.6
Delivery and warehouse industries.....	12/06	ADLVWR	205.399	204.735	202.407	201.594	204.843	1.6	5.5
U.S. Postal Service.....	06/89	491--	281.228	281.228	281.228	281.228	292.039	3.8	9.0
Couriers and messengers.....	12/03	492--	307.441	305.487	303.379	302.691	303.239	0.2	3.4
Warehousing and storage.....	12/06	493--	147.739	147.739	141.305	138.996	141.420	1.7	5.0
Services less trade, transportation, and warehousing ³	12/06	ATTDSV	138.463	139.337	139.504	140.055	140.503	0.3	5.9
Information.....	12/06	AINFO-	110.281	110.744	111.276	111.324	110.620	-0.6	2.6
Publishing industries.....	12/22	513--	102.919	102.716	103.781	104.185	103.345	-0.8	-
Broadcasting, except internet.....	12/03	516--	122.025	124.806	127.054	123.745	120.395	-2.7	-9.5

See footnotes at end of table.

Table 10. Producer price indexes and percentage changes for net output of selected industries and industry groups, not seasonally adjusted — Continued
 [July 2023]

Title ¹	Index base	Industry code	Unadjusted index ²					Unadjusted 1-month percent change ²	Unadjusted 12-month percent change ²
			Mar. 2023	Apr. 2023 ^p	May 2023 ^p	June 2023 ^p	July 2023 ^p	June to July ^p	July 2022 to July 2023 ^p
Information - Continued									
Telecommunications.....	12/03	517--	108.199	108.382	108.329	108.471	108.411	-0.1	4.1
Data processing and related services.....	12/03	5182--	114.088	114.049	114.139	114.377	114.660	0.2	1.4
Selected health care industries.....									
Offices of physicians.....	12/06	ASHC--	139.192	139.680	139.900	139.891	140.260	0.3	2.4
Offices of dentists.....	12/96	6211--	143.721	143.759	143.840	143.883	143.906	0.0	0.7
Medical and diagnostic laboratories.....	06/10	6212--	131.053	131.053	131.053	131.058	131.058	0.0	3.0
Home health care services.....	12/03	6215--	103.715	103.708	103.770	103.742	103.742	0.0	0.4
Blood and organ banks.....	12/96	6216--	159.581	160.715	160.715	160.984	161.053	0.0	4.9
Hospitals.....	06/06	621991	129.300	129.428	132.177	132.223	133.181	0.7	6.6
Nursing care facilities.....	12/92	622--	226.756	228.050	228.616	228.559	229.326	0.3	2.4
Residential developmental disability homes.....	12/03	6231--	175.562	175.568	175.478	175.250	176.658	0.8	5.5
Residential developmental disability homes.....	12/03	62321-	217.396	217.288	217.572	217.572	220.337	1.3	5.5
Other selected services less trade, transportation, and warehousing industries.....									
Depository credit intermediation.....	12/06	ASTDSV	144.930	146.094	146.135	147.058	147.850	0.5	7.9
Security, commodity contracts and like activity.....	12/03	5221--	132.175	135.804	135.101	136.567	134.855	-1.3	25.6
Insurance carriers and related activities.....	12/03	523--	245.108	249.872	250.988	250.541	260.944	4.2	23.5
Lessors of nonres bldg (exc miniwarehouse).....	12/03	524--	150.103	150.321	150.504	151.420	151.382	0.0	3.4
Lessors of miniwarehouse and self storage units.....	12/03	53112-	132.477	135.902	135.904	138.012	136.249	-1.3	4.0
Offices of real estate agents and brokers.....	12/03	53113-	193.697	195.450	195.292	197.229	198.011	0.4	6.5
Real estate property managers.....	12/03	5312--	183.309	184.044	185.683	187.439	188.716	0.7	2.2
Offices of real estate appraisers.....	12/03	53131-	126.711	127.835	128.398	128.327	131.501	2.5	4.4
Automotive equipment rental and leasing.....	12/03	531320	115.977	114.448	112.984	112.665	112.665	0.0	-4.9
Other heavy machinery rental and leasing.....	06/01	5321--	154.110	152.270	150.482	154.747	158.848	2.7	-3.6
Legal services.....	12/03	532412	138.133	138.368	138.641	138.387	138.804	0.3	7.4
Offices of certified public accountants.....	12/96	5411--	270.159	270.780	270.499	270.511	271.831	0.5	6.4
Other accounting services.....	12/03	541211	137.624	139.311	139.832	138.982	141.392	1.7	9.7
Architectural, engineering and related services.....	12/03	541219	151.461	150.542	150.081	151.122	151.122	0.0	2.6
Management and technical consulting services.....	12/96	5413--	188.006	188.596	188.612	188.612	188.863	0.1	3.0
Advertising agencies.....	06/06	5416--	126.869	129.187	129.900	131.548	131.724	0.1	2.8
Employment services.....	12/03	54181-	123.967	123.961	123.959	123.856	123.856	0.0	0.5
Travel agencies.....	12/96	5613--	159.966	160.653	160.523	160.094	160.561	0.3	1.1
Security guards and patrol services.....	12/03	56151-	104.489	105.053	105.160	105.503	105.972	0.4	2.6
Janitorial services.....	12/04	561612	153.895	154.005	157.195	157.291	157.562	0.2	7.2
Waste collection.....	12/03	56172-	136.731	137.877	137.976	137.996	137.822	-0.1	2.0
Amusement and theme parks.....	12/03	5621--	181.072	183.002	182.836	182.290	182.329	0.0	9.2
Golf courses and country clubs.....	06/06	71311-	213.078	214.568	211.053	210.272	212.342	1.0	5.6
Fitness and recreational sports centers.....	12/05	71391-	160.986	161.055	157.092	157.559	158.113	0.4	6.8
Accommodation.....	12/04	71394-	116.821	116.821	116.803	116.700	116.700	0.0	4.0
Commercial machinery repair and maintenance.....	12/96	721--	197.262	195.661	192.244	201.086	201.361	0.1	1.7
Commercial machinery repair and maintenance.....	06/06	8113--	184.308	185.853	185.980	185.983	188.076	1.1	11.1

¹ Indexes in this table are derived from the net-output-weighted industry price indexes. Because of differences in coverage and aggregation methodology, they will generally not match the movements of similarly titled indexes which are derived from traditional commodity groupings.

² All indexes are subject to revision for 4 months after their originally scheduled publication to incorporate late reports and corrections by survey respondents.

³ Formerly titled "Total traditional service industries."

p Preliminary

-- Data not available.

Table 11. Producer price indexes for net output of selected industries and their products, not seasonally adjusted
[July 2023]

Title ¹	Industry code	Product code	Index base	Unadjusted index ²				
				Mar. 2023	Apr. 2023 ^p	May 2023 ^p	June 2023 ^p	July 2023 ^p
Logging.....	1133		12/81	214.328	212.872	212.806	212.949	211.932
Logging.....	11331		12/81	214.327	212.872	212.806	212.949	211.932
Logging.....	113310		12/81	214.456	213.000	212.934	213.077	212.059
Primary products.....		113310-P	12/81	222.912	221.397	221.329	221.478	220.420
Secondary products and miscellaneous receipts.....		113310-SM						
Mining								
Total mining industries.....			12/84	215.319	219.255	206.355	201.996	212.516
Oil and gas extraction.....	211		12/85	187.059	192.927	174.744	167.228	184.065
Oil and gas extraction.....	2111		12/85	187.059	192.927	174.744	167.228	184.065
Crude petroleum and natural gas extraction.....	211111		06/02	192.478	201.575	184.093	176.713	191.556
Primary products.....		211111-P	06/84	169.540	177.553	162.154	155.653	168.728
Crude petroleum.....		211111-1	06/84	214.255	238.276	214.877	205.647	222.973
Natural gas (from the wellhead).....		211111-3	06/84	78.450	60.469	59.493	58.070	62.864
Natural gas liquids extraction.....	211112		06/02	155.760	144.658	123.102	114.998	141.985
Primary products.....		211112-P	06/02	155.060	144.008	122.549	114.482	141.347
Natural gas liquids.....		211112-1	06/84	174.428	169.397	140.038	127.448	156.259
Isopentane and natural gasoline.....		211112-11	06/84	259.550	267.951	245.100	224.826	225.456
Propane.....		211112-12	06/84	167.963	163.246	126.038	106.478	109.765
Butane.....		211112-13	06/84	161.574	153.640	116.831	89.625	99.989
Plant condensate, ethane, gas mixtures, and other natural gas liquids.....		211112-14	06/96	163.837	156.493	130.355	125.926	175.864
Residue gas shipped from natural gas liquids plants.....		211112-3	06/84	99.611	77.788	74.387	76.195	96.261
Mining (except oil & gas).....	212		12/03	328.291	331.202	326.061	329.074	326.833
Coal mining.....	2121		12/85	286.094	290.546	282.766	293.236	297.415
Coal mining.....	21211		12/01	308.229	313.025	304.644	315.924	320.426
Coal mining.....	212110		12/22	99.699	101.255	98.506	102.165	103.626
Primary products.....		212110-P	12/22	99.647	101.208	98.417	102.086	103.550
Coal, utility sold.....		212110-1	12/22	100.087	101.780	98.456	103.408	104.875
Bituminous coal and lignite surface mining (utility sold).....		212110-11	12/01	201.874	212.318	197.105	209.540	211.693
Raw bituminous and lignite from surface mining operations (utility sold).....		212110-111	12/01	198.823	196.964	196.871	196.712	195.755
Processed bituminous coal and lignite surface operations (utility sold).....		212110-113	12/01	203.666	217.822	198.036	214.279	217.369
Bituminous coal underground mining (utility sold).....		212110-12	12/01	444.011	443.641	438.432	457.658	465.069
Raw bituminous coal shipped from underground mining operations (utility sold).....		212110-121	12/22	107.558	99.102	103.716	103.396	107.665
Processed bituminous coal shipped from underground mines (utility sold).....		212110-123	12/01	501.603	506.840	496.984	522.068	528.769
Coal exports.....		212110-4	12/22	96.333	95.919	95.939	96.366	96.909
Coal non-utility sold (including anthracite).....		212110-5	12/79	438.342	452.716	447.572	420.905	433.898
Secondary products and miscellaneous receipts.....		212110-SM						
Metal ore mining.....	2122		12/84	444.361	448.843	439.845	437.282	423.484
Iron ore mining.....	21221		12/84	215.758	217.834	203.921	204.491	203.001
Iron ore mining.....	212210		12/84	215.758	217.834	203.921	204.491	203.001
Primary products.....		212210-P	12/84	220.935	223.062	208.815	209.398	207.872
Iron ore (including crude, concentrates, agglomerates and pellets).....		212210-0	12/97	229.047	231.251	216.481	217.086	215.503
Copper, nickel, lead & zinc mining.....	21223		06/88	441.982	439.063	416.842	440.159	419.364
Copper, nickel, lead and zinc mining.....	212230		06/88	455.313	452.287	429.393	453.426	431.997
Primary products.....		212230-P	12/03	403.940	393.709	372.669	398.783	377.383
Secondary products and miscellaneous receipts.....		212230-SM						
Other metal ore mining.....	21229		12/85	1,036.091	1,064.987	1,033.897	915.113	821.112
Other metal ore mining.....	212290		12/85	3,420.073	3,515.458	3,412.830	3,020.732	2,710.442
Primary products.....		212290-P	12/03	2,643.005	2,716.727	2,637.407	2,334.358	2,094.538
Other metal ores, including uranium.....		212290-1	12/03	2,643.005	2,716.727	2,637.407	2,334.358	2,094.538
Nonmetallic mineral mining & quarrying.....	2123		12/84	375.024	376.220	375.735	377.214	378.392
Stone mining & quarrying.....	21231		12/84	417.573	416.080	416.220	419.811	420.256
Dimension stone mining and quarrying.....	212311		06/85	313.003	313.003	328.418	328.418	348.776
Primary products.....		212311-P	06/85	301.317	301.317	316.711	316.711	337.043
Dimension stone.....		212311-0	06/85	301.317	301.317	316.711	316.711	337.043
Secondary products and miscellaneous receipts.....		212311-SM						
Crushed and broken limestone mining.....	212312		12/83	426.556	425.524	425.675	427.374	429.796
Primary products.....		212312-P	12/83	433.095	432.005	432.164	433.959	436.219
Crushed and broken limestone.....		212312-0	12/83	433.095	432.005	432.164	433.959	436.219
Secondary products and miscellaneous receipts.....		212312-SM						

See footnotes at end of table.

Table 11. Producer price indexes for net output of selected industries and their products, not seasonally adjusted — Continued
[July 2023]

Title ¹	Industry code	Product code	Index base	Unadjusted index ²				
				Mar. 2023	Apr. 2023 ^p	May 2023 ^p	June 2023 ^p	July 2023 ^p
Crushed and broken granite mining.....	212313		12/83	548.429	561.457	556.436	564.691	561.587
Primary products.....		212313-P	12/83	548.069	561.096	556.076	564.330	561.226
Crushed and broken granite.....		212313-0	12/83	548.069	561.096	556.076	564.330	561.226
Secondary products and miscellaneous receipts.....		212313-SM						
Other crushed and broken stone mining.....	212319		12/83	356.986	343.492	343.949	351.817	343.873
Primary products.....		212319-P	12/83	365.183	350.667	351.158	359.623	351.076
Bituminous limestone and sandstone, and other crushed and broken stone.....		212319-0	12/83	365.183	350.667	351.158	359.623	351.076
Secondary products and miscellaneous receipts.....		212319-SM						
Sand/gravel/clay/refractory minerals mining.....	21232		12/03	239.374	242.302	244.623	244.667	245.343
Construction sand and gravel mining.....	212321		06/82	484.492	491.516	497.282	497.513	499.153
Primary products.....		212321-P	06/82	493.352	500.742	506.768	507.183	509.065
Construction sand and gravel (run of pit/bank, washed, screened, etc).....		212321-0	06/82	493.352	500.742	506.768	507.183	509.065
Construction sand and gravel, Midwest.....		212321-02	12/12	185.746	190.575	193.686	193.686	193.686
Construction sand and gravel, West.....		212321-04	12/12	168.824	170.951	173.208	173.499	174.818
Secondary products and miscellaneous receipts.....		212321-SM						
Miscellaneous receipts.....		212321-M	06/82	460.630	472.861	472.861	472.861	472.861
Kaolin, clay, and ceramic and refractory minerals mining.....	212323		12/22	108.341	108.677	108.765	108.656	108.718
Primary products.....		212323-P	12/22	108.342	108.678	108.766	108.657	108.719
Kaolin and ball clay.....		212323-1	06/84	281.061	281.061	281.061	281.061	281.061
Bentonite.....		212323-2	06/84	225.837	228.891	228.891	228.891	228.891
Secondary products and miscellaneous receipts.....		212323-SM						
Other nonmetallic mineral mining & quarrying.....	21239		12/84	296.711	297.982	289.870	289.386	292.217
Other nonmetallic mineral mining and quarrying.....	212390		12/22	101.469	101.903	99.129	98.964	99.932
Primary products.....		212390-P	12/22	101.469	101.903	99.129	98.964	99.932
Rock salt.....		212390-5	12/84	420.820	420.820	421.501	421.501	421.501
All other nonmetallic minerals, including gypsum.....		212390-9	06/85	401.224	411.163	370.576	377.612	380.726
Secondary and miscellaneous.....		212390-SM						
Mining support activities.....	213		06/09	125.657	124.792	124.059	123.632	123.693
Mining support activities.....	2131		06/09	125.657	124.792	124.059	123.632	123.693
Mining support activities.....	21311		06/09	125.657	124.792	124.059	123.632	123.693
Drilling oil and gas wells.....	213111		12/85	402.097	401.940	398.382	393.490	390.950
Primary services.....		213111-P	12/85	399.366	399.210	395.676	390.818	388.294
Oil and gas well directional drilling control.....		213111-03	12/03	145.702	144.922	144.922	144.143	143.654
Drilling oil and gas wells, including drilling in, spudding in or tailing in.....		213111-04	12/85	392.234	392.234	388.215	382.690	379.840
Reworking oil and gas wells.....		213111-05	12/92	390.852	390.852	389.628	389.628	389.628
Support activities for oil and gas operations.....	213112		12/85	217.602	215.475	214.357	214.190	214.795
Primary services.....		213112-P	12/85	220.030	217.791	216.885	216.745	217.369
Oil and gas field support services.....		213112-0	12/85	220.030	217.791	216.885	216.745	217.369
Secondary products and miscellaneous receipts.....		213112-SM						
Support activities for coal mining.....	213113		06/85	214.413	214.448	214.136	215.188	215.305
Primary services.....		213113-P	06/85	216.266	216.301	215.987	217.048	217.166
Coal mining services.....		213113-0	06/85	216.266	216.301	215.987	217.048	217.166
Support activities for metal and nonmetallic minerals mining.....	213118		05/23	—	—	100.000	100.000	100.000
Primary services.....		213118-P	05/23	—	—	100.000	100.000	100.000
Support activities for metal and nonmetallic minerals mining.....		213118-1	05/23	—	—	100.000	100.000	100.000
Metal mining services.....		213118-11	12/85	277.537	280.529	280.529	—	—
Utilities.....	221		12/03	183.274	174.311	170.313	180.096	188.238
Electric power generation, transmission, and distribution.....	2211		12/03	179.142	170.570	167.152	179.543	188.957
Electric power generation.....	22111		12/03	175.358	154.232	136.019	151.026	178.339
Electric power generation.....	221110		12/03	175.314	154.186	135.972	150.979	178.313
Primary products.....		221110-P	12/03	180.542	158.451	139.382	155.072	184.563
Utilities.....		221110-4	12/03	178.247	173.928	155.448	160.575	175.136
Non-utilities.....		221110-5	12/03	169.884	133.054	114.791	139.062	180.162
Secondary products and miscellaneous receipts.....		221110-SM						
Electric power transmission, control, and distribution.....	22112		12/03	178.689	175.408	178.148	189.318	191.221
Electric bulk power transmission and control.....	221121		12/03	207.613	207.753	210.271	209.882	209.943
Primary products.....		221121-P	12/03	208.084	208.225	210.748	210.358	210.419
Electric bulk power transmission and control.....		221121-3	12/03	208.084	208.225	210.748	210.358	210.419
Electric power distribution.....	221122		12/03	177.730	174.314	177.066	188.686	190.664
Primary products.....		221122-P	12/90	221.734	218.340	221.204	236.099	236.378
Residential electric power.....		221122-41	12/90	219.904	218.168	219.959	229.819	229.291
New England residential electric power.....		221122-411	12/90	242.529	235.249	235.239	235.239	209.383

See footnotes at end of table.

Table 11. Producer price indexes for net output of selected industries and their products, not seasonally adjusted — Continued
 [July 2023]

Title ¹	Industry code	Product code	Index base	Unadjusted index ²				
				Mar. 2023	Apr. 2023 ^P	May 2023 ^P	June 2023 ^P	July 2023 ^P
Electric power distribution - Continued								
Middle Atlantic residential electric power.....		221122-412	12/90	181.382	179.194	179.220	183.008	183.639
East North Central residential electric power.....		221122-413	12/90	213.719	213.570	213.169	226.303	226.381
West North Central residential electric power.....		221122-414	12/90	157.979	158.693	158.920	178.665	176.866
South Atlantic residential electric power.....		221122-415	12/90	203.651	203.467	204.288	217.786	216.795
East South Central residential electric power.....		221122-416	12/90	236.882	230.664	234.498	241.971	242.707
West South Central residential electric power.....		221122-417	12/90	230.430	225.222	232.611	238.569	242.274
Mountain residential electric power.....		221122-418	12/90	170.230	171.285	177.220	178.366	180.151
Pacific residential electric power.....		221122-419	12/90	321.362	321.150	321.088	335.774	340.879
Commercial electric power.....		221122-42	12/90	213.808	209.933	212.641	231.894	232.350
New England commercial electric power.....		221122-421	12/90	287.388	282.472	281.834	281.834	243.186
Middle Atlantic commercial electric power.....		221122-422	12/90	181.003	171.431	162.175	180.575	184.241
East North Central commercial electric power.....		221122-423	12/90	195.461	194.606	194.369	217.483	217.291
West North Central commercial electric power.....		221122-424	12/90	149.750	151.317	148.156	160.985	163.279
South Atlantic commercial electric power.....		221122-425	12/90	171.875	169.464	169.603	175.251	172.635
East South Central commercial electric power.....		221122-426	12/90	209.880	201.099	199.450	208.016	212.833
West South Central commercial electric power.....		221122-427	12/90	226.008	218.799	222.769	251.324	255.953
Mountain commercial electric power.....		221122-428	12/90	151.546	153.497	157.336	161.387	165.220
Pacific commercial electric power.....		221122-429	12/90	334.325	332.273	365.089	422.023	431.240
Industrial electric power.....		221122-43	12/90	242.897	235.729	242.189	261.160	263.487
New England industrial electric power.....		221122-431	12/90	216.436	166.182	165.417	166.982	178.891
Middle Atlantic industrial electric power.....		221122-432	12/90	199.138	183.977	183.909	182.351	181.045
East North Central industrial electric power.....		221122-433	12/90	317.213	318.858	318.280	391.249	391.189
West North Central industrial electric power.....		221122-434	12/90	173.437	168.762	176.170	192.982	195.054
South Atlantic industrial electric power.....		221122-435	12/90	164.625	162.591	163.239	167.700	164.557
East South Central industrial electric power.....		221122-436	12/90	207.025	199.670	193.092	203.338	208.897
West South Central industrial electric power.....		221122-437	12/90	284.827	276.806	279.840	291.746	289.783
Mountain industrial electric power.....		221122-438	12/90	189.946	187.736	204.460	191.513	203.130
Pacific industrial electric power.....		221122-439	12/90	290.900	288.414	319.123	358.348	362.205
Transportation electric power.....		221122-45	12/10	126.166	126.038	126.043	136.383	133.224
Secondary products and miscellaneous receipts.....		221122-SM						
Miscellaneous receipts.....		221122-M	12/90	189.176	189.172	189.202	189.199	189.202
Natural gas distribution.....	2212		12/03	176.529	167.197	161.530	160.465	162.908
Natural gas distribution.....	22121		12/03	176.529	167.197	161.530	160.465	162.908
Natural gas distribution.....	221210		12/03	176.472	167.144	161.478	160.413	162.855
Primary products.....		221210-P	12/90	289.622	274.852	265.112	263.282	266.497
Natural gas to ultimate consumers.....		221210-11	12/90	285.917	268.266	257.058	255.557	259.242
Residential natural gas.....		221210-112	12/90	287.066	274.457	267.440	266.991	268.725
New England residential natural gas.....		221210-1121	06/12	179.362	178.601	146.246	148.911	134.951
Middle Atlantic residential natural gas.....		221210-1122	06/12	150.491	149.508	148.728	146.974	146.395
East North Central residential natural gas.....		221210-1123	06/12	155.776	139.642	135.859	136.861	139.175
West North Central residential natural gas.....		221210-1124	06/12	149.893	145.617	143.021	137.136	140.760
South Atlantic residential natural gas.....		221210-1125	06/12	128.388	127.200	130.295	130.581	134.464
East South Central residential natural gas.....		221210-1126	06/12	113.210	108.186	108.728	108.322	107.941
West South Central residential natural gas.....		221210-1127	06/12	196.968	185.771	174.796	176.150	182.319
Mountain residential natural gas.....		221210-1128	06/12	213.929	215.741	207.576	207.230	202.564
Pacific residential natural gas.....		221210-1129	06/12	174.562	159.347	157.728	159.068	163.281
Commercial natural gas.....		221210-113	12/90	284.784	262.791	246.613	243.696	248.557
New England commercial natural gas.....		221210-1131	06/12	181.033	179.425	132.279	122.200	119.961
Middle Atlantic commercial natural gas.....		221210-1132	06/12	134.862	129.635	126.359	122.300	122.395
East North Central commercial natural gas.....		221210-1133	06/12	160.191	137.573	130.555	130.744	134.906
West North Central commercial natural gas.....		221210-1134	06/12	157.377	149.660	141.048	136.748	147.043
South Atlantic commercial natural gas.....		221210-1135	06/12	123.668	123.671	123.828	122.680	123.915
East South Central commercial natural gas.....		221210-1136	06/12	130.848	128.067	119.087	117.169	116.891
West South Central commercial natural gas.....		221210-1137	06/12	210.458	184.649	175.240	178.903	184.827
Mountain commercial natural gas.....		221210-1138	06/12	234.444	238.875	225.420	225.404	222.733
Pacific commercial natural gas.....		221210-1139	06/12	200.554	157.682	149.343	152.670	161.024
Industrial natural gas.....		221210-114	12/90	229.401	208.294	199.668	196.991	205.757
New England industrial natural gas.....		221210-1141	09/16	188.614	187.034	132.528	122.416	116.002
Middle Atlantic industrial natural gas.....		221210-1142	09/16	159.052	148.266	146.171	143.180	158.901
East North Central industrial natural gas.....		221210-1143	06/12	156.360	113.828	102.119	104.456	113.944
West North Central industrial natural gas.....		221210-1144	06/12	174.355	160.347	160.809	158.055	180.124
South Atlantic industrial natural gas.....		221210-1145	09/16	145.945	140.218	140.202	140.010	142.357
East South Central industrial natural gas.....		221210-1146	09/16	125.592	114.486	112.737	109.933	109.886
West South Central industrial natural gas.....		221210-1147	09/16	154.794	140.375	135.617	132.509	137.379
Mountain industrial natural gas.....		221210-1148	09/16	171.964	173.493	179.352	179.422	177.380
Pacific industrial natural gas.....		221210-1149	09/16	160.678	163.268	156.582	153.495	153.938
To electric power.....		221210-115	12/90	251.813	233.375	220.646	218.919	222.967

See footnotes at end of table.

Table 11. Producer price indexes for net output of selected industries and their products, not seasonally adjusted — Continued
[July 2023]

Title ¹	Industry code	Product code	Index base	Unadjusted index ²				
				Mar. 2023	Apr. 2023 ^P	May 2023 ^P	June 2023 ^P	July 2023 ^P
Natural gas distribution - Continued								
Delivered to ultimate consumers for the account of others (transportation only) . . .		221210-12	12/90	277.178	281.238	281.360	277.794	277.843
Industrial consumer.		221210-122	12/90	254.738	253.164	252.194	252.417	252.095
Other consumers.		221210-123	12/90	585.608	601.583	603.350	590.937	591.551
Secondary products and miscellaneous receipts.		221210-SM						
Miscellaneous receipts.		221210-M	12/90	192.121	188.994	189.311	189.093	189.451
Construction industries								
New industrial building construction.	236211		06/07	194.580	193.614	193.702	193.973	190.879
Primary products.		236211-P	06/07	194.580	193.614	193.702	193.973	190.879
New warehouse building construction.	236221		12/04	234.736	234.091	235.044	235.433	233.904
Primary products.		236221-P	12/04	234.736	234.091	235.044	235.433	233.904
New school building construction.	236222		12/05	227.581	226.686	226.642	226.613	224.141
Primary products.		236222-P	12/05	227.581	226.686	226.642	226.613	224.141
New office building construction.	236223		06/06	208.517	208.907	209.062	208.958	204.194
Primary products.		236223-P	06/06	208.517	208.907	209.062	208.958	204.194
New health care building construction.	236224		06/12	160.326	159.844	159.818	159.693	158.360
Primary products.		236224-P	06/12	160.326	159.844	159.818	159.693	158.360
Concrete contractors, nonresidential building work.	23811X		12/07	178.706	177.972	177.707	177.841	173.123
Primary products.		23811X-P	12/07	178.706	177.972	177.707	177.841	173.123
Roofing contractors, nonresidential building work.	23816X		12/07	199.620	206.307	206.447	206.866	206.620
Primary products.		23816X-P	12/07	199.620	206.307	206.447	206.866	206.620
Electrical contractors, nonresidential building work.	23821X		12/07	175.800	169.878	170.043	169.645	167.133
Primary products.		23821X-P	12/07	175.800	169.878	170.043	169.645	167.133
Plumbing, heating and air-conditioning contractors, nonresidential building work.	23822X		12/07	173.460	173.720	175.054	175.398	175.791
Primary products.		23822X-P	12/07	173.460	173.720	175.054	175.398	175.791
Manufacturing								
Total manufacturing industries.			12/84	248.980	248.582	246.286	245.950	245.149
Food mfg.	311		12/84	254.266	253.408	253.929	253.762	254.099
Animal food mfg.	3111		12/03	223.302	222.225	219.884	217.532	216.558
Animal food mfg.	31111		12/03	224.588	223.504	221.150	218.784	217.805
Dog and cat food manufacturing.	311111		12/85	296.427	296.427	296.572	296.572	296.643
Primary products.		311111-P	12/85	304.039	304.039	304.188	304.188	304.261
Dog food.		311111-1	12/85	316.682	316.682	316.906	316.906	317.017
Canned dog food.		311111-11	12/98	250.149	250.149	250.149	250.149	250.149
Dry and semi moist dog food.		311111-14	12/11	144.045	144.045	144.172	144.172	144.234
Cat food.		311111-4	12/85	285.817	285.817	285.817	285.817	285.817
Canned cat food.		311111-44	12/11	166.326	166.326	166.326	166.326	166.326
Dry and semi moist cat food.		311111-45	12/98	238.362	238.362	238.362	238.362	238.362
Secondary products and miscellaneous receipts.		311111-SM						
Miscellaneous receipts.		311111-M1	12/10	140.857	140.857	140.857	140.857	140.857
Other animal food manufacturing.	311119		12/80	250.881	248.820	244.258	239.760	237.856
Primary products.		311119-P	12/80	245.242	243.144	238.472	233.881	231.948
Complete swine feed, supplements, concentrates, and premixes.		311119-B	12/11	125.215	124.574	123.936	124.054	124.102
Complete beef cattle feed, supplements, concentrates, and premixes.		311119-H	12/11	132.210	130.011	128.561	126.710	126.604
Poultry, exc. chicken and turkey, and livestock, exc. cattle and swine, feed.		311119-N	12/80	352.584	349.278	348.291	348.323	348.322
Pet (excluding dog and cat), laboratory, and fur animal feed.		311119-R	06/91	256.868	256.531	256.092	255.224	255.261
Chicken and turkey feed, supplements, concentrates, and premixes.		311119-1	12/80	208.951	207.921	202.700	197.247	196.131
Complete dairy cattle feed, supplements, concentrates, and premixes.		311119-5	12/11	138.498	135.699	130.980	125.360	122.116
Other prepared animal feeds, including feeding materials and adjuncts.		311119-9	12/80	306.697	308.514	301.796	300.206	294.060
Secondary products and miscellaneous receipts.		311119-SM						
Miscellaneous receipts.		311119-M	12/80	278.549	277.305	277.847	277.733	275.617
Secondary products.		311119-S	12/80	378.551	378.657	378.794	378.505	378.714
Grain & oilseed milling.	3112		12/03	196.776	194.352	193.222	189.369	191.801
Flour milling & malt mfg.	31121		12/03	221.428	221.813	222.479	217.739	216.811
Flour milling.	311211		06/83	253.964	254.878	256.059	248.492	247.117
Primary products.		311211-P	06/83	258.394	259.369	260.595	252.674	251.337
Prepared flour mixes, including refrigerated and frozen doughs and batters, made in flour mills.		311211-A	06/83	265.906	263.717	265.090	264.449	262.488
Wheat flour (except flour mixes), made in flour mills.		311211-1	06/83	270.863	275.677	279.122	265.922	266.229
Wheat mill products, except flour.		311211-4	06/83	183.537	177.641	177.139	169.398	169.279
Corn mill products.		311211-7	06/83	229.544	230.385	229.082	226.778	224.458
Other grain mill products.		311211-9	06/83	321.055	323.872	322.693	323.592	312.354

See footnotes at end of table.

Table 11. Producer price indexes for net output of selected industries and their products, not seasonally adjusted — Continued
[July 2023]

Title ¹	Industry code	Product code	Index base	Unadjusted index ²				
				Mar. 2023	Apr. 2023 ^p	May 2023 ^p	June 2023 ^p	July 2023 ^p
Flour milling - Continued								
Secondary products and miscellaneous receipts.....		311211-SM						
Miscellaneous receipts.....		311211-M	06/92	163.784	162.755	164.813	158.190	146.906
Rice milling.....	311212		06/84	256.133	255.325	253.224	252.945	252.500
Primary products.....		311212-P	06/84	255.292	254.487	252.393	252.115	251.671
Milled rice and byproducts.....		311212-0	12/03	245.844	245.069	243.052	242.784	242.357
Milled rice (incl second heads, screenings, brewers, bran, sharps, rice flour, and byproducts).....		311212-04	06/03	276.845	275.665	274.021	274.563	274.632
Head rice not packaged with other ingredients.....		311212-06	12/11	144.650	144.245	142.400	141.733	141.111
Malt manufacturing.....	311213		06/85	198.983	198.983	204.531	203.171	203.171
Primary products.....		311213-P	06/85	196.023	196.023	201.602	200.262	200.262
Malt and malt byproducts.....		311213-0	06/85	196.023	196.023	201.602	200.262	200.262
Secondary products and miscellaneous receipts.....		311213-SM1						
Starch & vegetable fats & oils mfg.....	31122		12/03	197.863	193.612	189.840	184.886	188.386
Wet corn milling and starch manufacturing.....	311221		06/85	281.300	283.860	280.464	272.328	269.393
Primary products.....		311221-P	06/85	311.527	313.895	309.795	300.485	297.155
Wet process corn byproducts.....		311221-A	06/85	353.581	352.442	331.819	324.831	312.901
Corn sweeteners, made by wet milling.....		311221-1	06/85	278.153	278.187	287.692	290.829	292.383
Manufactured starch, made by wet milling.....		311221-4	06/85	386.844	385.797	385.660	384.952	374.338
Secondary products and miscellaneous receipts.....		311221-SM						
Soybean and other oilseed processing.....	311224		12/11	112.919	108.493	105.771	102.687	105.836
Primary products.....		311224-P	12/11	101.005	95.598	93.553	90.570	93.386
Cottonseed cake, meal, hulls, and other byproducts.....		311224-B	06/85	639.502	635.602	605.150	583.718	585.587
Cottonseed cake and meal.....		311224-B1	12/11	136.237	134.777	129.002	127.128	127.609
Soybean oil.....		311224-3	12/79	220.911	214.337	205.857	206.008	223.206
Crude soybean oil, degummed, made from soybeans crushed in the same establishment.....		311224-31	05/88	186.154	182.876	180.572	174.476	180.664
Soybean oil, all other types.....		311224-32	12/03	275.542	265.012	249.448	256.048	286.053
Soybean cake, meal, and other byproducts.....		311224-4	12/79	142.456	138.965	137.295	133.673	137.524
Soybean cake and meal.....		311224-41	12/09	98.485	95.959	94.784	92.892	93.556
Other soybean products, including isolates and concentrates.....		311224-42	12/09	202.674	199.606	197.580	182.036	221.449
Cotton linters.....		311224-7	06/85	227.354	217.711	206.823	204.642	190.095
Other crude and refined vegetable oils and other vegetable mill products.....		311224-9	12/11	199.297	200.391	198.479	194.756	193.874
Other crude vegetable oils, including linseed, peanut, sunflower, safflower, etc.....		311224-91	01/99	377.451	383.988	382.299	378.945	378.308
Other vegetable oil mill products, including all oil seed cake and meal.....		311224-93	12/85	321.257	319.613	315.379	306.602	304.304
Secondary products and miscellaneous receipts.....		311224-SM						
Miscellaneous products.....		311224-M	12/11	110.580	109.659	103.832	86.590	81.033
Fats and oils refining and blending.....	311225		12/81	379.277	374.871	370.853	365.851	374.488
Primary products.....		311225-P	12/81	398.079	392.825	384.007	377.518	388.784
Shortening and cooking oils.....		311225-2	12/81	372.171	364.885	353.970	345.943	359.878
Margarine, butter blends, and butter substitutes.....		311225-4	02/04	172.821	173.954	173.965	-	-
Secondary products and miscellaneous receipts.....		311225-SM						
Secondary products.....		311225-S	02/04	179.060	178.069	184.131	-	-
Breakfast cereal manufacturing.....	31123		12/03	161.023	161.023	167.977	169.664	172.945
Breakfast cereal manufacturing.....	311230		12/83	267.837	267.837	279.403	282.209	287.666
Primary products.....		311230-P	12/83	277.780	277.780	290.814	293.976	300.127
Breakfast cereal.....		311230-1	12/83	276.354	276.354	289.321	292.467	298.586
Secondary products and miscellaneous receipts.....		311230-SM						
Sugar & confectionery product mfg.....	3113		12/84	252.291	253.010	253.508	256.919	257.558
Sugar mfg.....	31131		12/03	189.343	189.335	189.742	194.151	194.298
Beet sugar manufacturing.....	311313		06/82	192.842	193.683	198.366	199.746	199.891
Primary products.....		311313-P	06/82	197.368	198.233	203.054	204.475	204.625
Beet sugar.....		311313-0	06/82	200.674	201.554	206.456	207.900	208.052
Secondary products and miscellaneous receipts.....		311313-SM1						
Cane sugar manufacturing.....	311314		12/11	117.416	117.118	115.893	119.703	119.797
Primary products.....		311314-P	12/11	117.544	117.254	115.985	119.816	119.913
Raw cane sugar and sugarcane mill products and byproducts.....		311314-1	06/82	224.837	224.287	218.736	233.708	229.121
Refined granulated cane sugar and byproducts.....		311314-3	06/82	248.341	247.727	247.367	249.776	253.531
Secondary products and miscellaneous receipts.....		311314-SM						
Nonchocolate confectionery mfg.....	31134		12/03	181.316	181.362	181.406	182.113	182.115
Nonchocolate confectionery manufacturing.....	311340		12/03	181.261	181.307	181.351	182.058	182.060
Primary products.....		311340-P	12/03	182.844	182.885	182.927	183.621	183.621
Nonchocolate-type confectioneries.....		311340-5	06/83	279.651	279.737	279.826	281.292	281.292
Other confectionery-type products.....		311340-7	06/91	235.915	235.915	235.915	235.915	235.915

See footnotes at end of table.

Table 11. Producer price indexes for net output of selected industries and their products, not seasonally adjusted — Continued
 [July 2023]

Title ¹	Industry code	Product code	Index base	Unadjusted index ²				
				Mar. 2023	Apr. 2023 ^P	May 2023 ^P	June 2023 ^P	July 2023 ^P
Nonchocolate confectionery manufacturing - Continued								
Secondary products and miscellaneous receipts.....		311340-SM						
Secondary products.....		311340-S	12/03	186.795	186.983	187.088	188.363	188.420
Chocolate and confectionery manufacturing.....	31135		12/11	125.544	126.379	126.750	128.363	129.048
Chocolate and confectionery mfg. from cacao.....	311351		12/11	145.597	147.983	148.822	149.690	151.984
Primary products.....		311351-P	12/11	144.233	146.612	147.448	148.313	150.629
Chocolate coatings, made from cacao beans.....		311351-1	12/11	160.119	162.395	162.721	164.133	167.003
Chocolate/chocolate-type confectionery products, made from cacao beans.....		311351-4	12/11	130.249	130.249	130.249	130.249	130.249
Other chocolate and cocoa products, made from cacao beans.....		311351-7	12/11	143.979	147.867	149.313	150.627	154.298
Secondary products and miscellaneous receipts.....		311351-SM1						
Confectionery mfg. from purchased chocolate.....	311352		12/11	117.207	117.449	117.642	119.529	119.603
Primary products.....		311352-P	12/11	117.325	117.561	117.732	119.842	119.907
Chocolate/confectionery products, made from purchased chocolate.....		311352-3	12/11	116.066	116.299	116.467	118.556	118.620
Secondary products and miscellaneous receipts.....		311352-SM						
Miscellaneous receipts.....		311352-M	12/11	137.921	137.921	137.921	137.921	137.921
Fruit & vegetable preserving & specialty food mfg.....	3114		12/84	245.828	246.035	248.823	250.256	250.166
Frozen food manufacturing.....	31141		12/03	174.757	175.962	177.290	179.590	179.541
Frozen fruit and vegetable manufacturing.....	311411		06/81	337.185	341.734	341.062	352.197	352.126
Primary products.....		311411-P	06/81	297.355	301.243	300.524	310.819	310.830
Frozen fruits, juices, ades, drinks, and cocktails.....		311411-1	06/81	237.100	249.105	242.963	240.362	238.363
Frozen fruits.....		311411-11	12/90	276.130	274.299	262.684	256.539	252.107
Frozen vegetables.....		311411-4	06/81	329.786	330.735	332.041	347.539	348.310
Frozen vegetables, other than potato products.....		311411-47	12/11	141.568	141.780	142.110	142.009	141.863
Frozen potato products (French-fried, patties, puffs, etc.).....		311411-48	12/11	156.072	156.671	157.467	170.007	170.739
Secondary products and miscellaneous receipts.....		311411-SM						
Miscellaneous receipts.....		311411-M	06/97	615.895	677.651	636.480	636.665	661.368
Frozen specialty food manufacturing.....	311412		12/82	200.052	200.519	203.358	203.269	203.204
Primary products.....		311412-P	12/82	203.944	204.369	207.320	207.231	207.164
Frozen dinners (beef, pork, and poultry pies) and nationality foods, incl. frozen pizza.....		311412-1	12/82	184.330	184.804	187.225	187.126	187.144
Other frozen specialties, incl. all whipped topping, waffles, soups, etc., excluding seafood.....		311412-4	06/91	229.245	229.245	233.859	233.859	233.370
Secondary products and miscellaneous receipts.....		311412-SM						
Secondary products.....		311412-S	12/82	188.601	199.639	191.784	191.381	191.410
Fruit & vegetable canning, pickling & drying.....	31142		12/03	192.167	191.452	194.174	194.234	194.151
Fruit and vegetable canning.....	311421		06/81	282.629	280.958	285.635	285.654	285.178
Primary products.....		311421-P	06/81	282.031	281.255	285.873	284.812	285.204
Canned catsup and other tomato based sauces.....		311421-D	06/81	237.917	237.561	247.139	245.822	246.528
Canned jams, jellies, and preserves.....		311421-G	06/81	262.294	262.057	262.152	262.615	262.750
Canned and fresh fruit juices, nectars, and concentrates.....		311421-K	12/11	138.608	139.488	140.462	140.528	140.724
Pickles and other pickled products, including horseradish.....		311421-Q	06/81	332.548	332.548	332.548	329.400	329.400
Canned fruits, excluding baby foods.....		311421-1	06/81	322.563	321.155	327.186	327.928	329.227
Canned vegetables.....		311421-5	06/81	301.280	297.145	301.110	297.922	297.666
Secondary products and miscellaneous receipts.....		311421-SM						
Miscellaneous receipts.....		311421-M	06/81	177.616	164.294	166.675	183.402	172.597
Secondary products.....		311421-S	06/81	330.569	325.517	332.957	334.047	328.377
Specialty canning.....	311422		12/82	326.613	327.090	327.402	327.402	327.402
Primary products.....		311422-P	12/82	346.422	347.009	347.394	347.394	347.394
Canned baby foods and other canned specialty/nationality foods.....		311422-5	06/08	147.419	148.685	148.716	148.716	148.716
Canned soups and stews, excluding frozen and seafood.....		311422-6	12/82	459.161	458.860	459.609	459.609	459.609
Canned dry beans.....		311422-7	12/82	222.235	222.235	222.235	222.235	222.235
Secondary products and miscellaneous receipts.....		311422-SM						
Dried and dehydrated food manufacturing.....	311423		12/82	293.786	293.097	300.089	300.481	301.674
Primary products.....		311423-P	12/82	307.981	307.089	314.681	314.870	315.330
Soup mixes (including dried/dehydrated/freeze-dried) and bouillon.....		311423-1	12/82	215.653	215.653	226.959	226.959	225.495
Dried and dehydrated fruits and vegetables, including freeze-dried.....		311423-5	12/82	301.921	300.714	304.765	305.020	305.946
Secondary products and miscellaneous receipts.....		311423-SM						
Dairy product mfg.....	3115		12/84	236.898	236.965	234.923	230.741	227.734
Dairy product (except frozen) mfg.....	31151		12/03	169.066	168.997	167.434	164.176	161.822
Fluid milk manufacturing.....	311511		12/82	291.686	292.610	296.760	293.250	291.621
Primary products.....		311511-P	12/82	268.552	268.888	272.917	269.174	267.669
Yogurt, except frozen.....		311511-A	12/82	176.636	176.940	183.618	183.602	183.619
Perishable dairy product substitutes.....		311511-D	12/91	169.161	169.178	169.178	169.178	169.178
Fluid milk and cream, bulk sales.....		311511-1	12/91	223.067	222.295	224.141	222.834	222.599

See footnotes at end of table.

Table 11. Producer price indexes for net output of selected industries and their products, not seasonally adjusted — Continued
 [July 2023]

Title ¹	Industry code	Product code	Index base	Unadjusted index ²				
				Mar. 2023	Apr. 2023 ^p	May 2023 ^p	June 2023 ^p	July 2023 ^p
Fluid milk manufacturing - Continued								
Fluid milk and related products, packaged (incl. cartons, bottles, cans, etc.) excl. U.H.T.		311511-5	12/82	282.945	283.959	287.784	280.841	278.086
Whole fluid milk, packaged, excluding U.H.T. and flavored.		311511-51	12/82	259.990	263.460	267.667	260.248	257.098
Fluid milk, lowfat, incl. 2.0, 1.0, and 0.5 percent packaged, excl. U.H.T. and flavored.		311511-52	12/82	294.227	293.968	300.834	290.862	286.210
Fat free or skim milk, packaged, excluding U.H.T. and flavored.		311511-53	12/82	307.317	309.324	310.617	299.444	293.562
Other fluid milk related products, incl. heavy & light cream, unflavored sour cream, etc.		311511-59	06/98	241.741	240.207	240.137	239.839	241.227
Cottage cheese (including bakers', pot, and farmers' cheese).		311511-7	12/82	310.554	309.366	307.700	310.207	310.651
Other packaged milk products incl. flavored milks, eggnog, buttermilk etc.		311511-9	12/91	278.470	277.773	280.580	277.692	275.999
Secondary products and miscellaneous receipts.		311511-SM						
Miscellaneous receipts.		311511-M	12/82	447.224	447.607	436.909	437.392	441.028
Secondary products.		311511-S	12/82	273.376	278.915	282.093	282.983	281.101
Creamery butter manufacturing.	311512		06/84	169.410	167.763	172.083	169.438	174.547
Primary products.		311512-P	06/84	166.789	165.168	169.421	166.817	171.847
Creamery butter.		311512-0	06/84	166.789	165.168	169.421	166.817	171.847
Cheese manufacturing.	311513		06/81	209.672	209.282	201.571	196.622	191.152
Primary products.		311513-P	06/81	192.143	191.858	185.588	181.187	176.429
Raw liquid whey.		311513-A	12/04	201.970	205.866	203.235	195.008	187.380
Natural cheese (cheddar, Swiss, Italian, brick, cream, grated, dried etc.) excl. cottage cheese.		311513-1	06/81	181.753	181.350	174.780	170.094	166.529
Natural cheese, except lowfat, shipped in consumer packages or containers (3 lbs. or less).		311513-1111	12/04	141.917	141.559	141.187	140.732	140.673
Natural cheese, except lowfat, shipped in packages or containers (more than 3 lbs.) or bulk.		311513-1121	12/04	122.040	122.005	114.439	109.087	104.193
Lowfat natural cheese, except cottage cheese, shipped in consumer packages (3 lbs. or less).		311513-1131	06/10	113.422	113.518	113.172	113.083	113.290
Lowfat natural cheese, except cottage cheese, shipped in packages (more than 3 lbs.) or in bulk.		311513-1141	06/10	136.449	135.536	122.870	114.241	108.834
Process cheese and related products.		311513-4	06/81	191.095	191.315	187.814	186.013	176.218
Process cheese, shipped in consumer packages or containers (3 lbs. or less).		311513-41	06/10	127.376	128.812	125.688	125.341	120.211
All other process cheese and related products.		311513-49	06/10	141.080	140.056	138.199	136.085	127.567
Process cheese, shipped in packages or containers (more than 3 lbs.) or in bulk.		311513-4921	06/10	139.494	131.447	138.147	133.157	127.252
Cheese food, spread, and other related products.		311513-4961	12/11	112.636	117.353	109.156	109.749	100.968
Secondary products and miscellaneous receipts.		311513-SM						
Miscellaneous receipts.		311513-M	06/81	261.487	261.591	261.175	260.635	261.204
Secondary products.		311513-S	06/81	249.422	248.294	230.832	223.259	213.808
Dry, condensed, and evaporated dairy products.	311514		12/83	203.506	203.103	200.597	194.957	190.699
Primary products.		311514-P	12/83	223.660	223.367	220.103	213.551	208.509
Ice cream mixes and related products.		311514-A	04/00	151.505	151.748	151.047	149.996	150.710
Dairy product substitutes.		311514-D	06/92	185.719	185.714	185.703	196.414	196.420
Dry milk products and mixtures.		311514-1	12/83	185.240	184.636	180.123	169.550	162.429
Milk products, shipped in consumer-type cans, excluding substitutes.		311514-5	12/83	326.987	327.052	326.851	326.386	326.969
Concentrated milk products shipped in bulk (barrels, drums, and tanks).		311514-7	12/83	148.609	150.012	149.981	139.224	137.131
Secondary products and miscellaneous receipts.		311514-SM						
Secondary products.		311514-S	12/83	122.889	121.740	-	122.027	121.650
Ice cream and frozen dessert mfg.	31152		12/03	170.957	172.360	172.310	172.432	172.731
Ice cream and frozen dessert manufacturing.	311520		06/83	274.691	276.946	276.865	277.062	277.542
Primary products.		311520-P	06/83	278.020	280.387	280.252	280.423	280.896
Ice cream and frozen dessert manufacturing.		311520-0	06/83	278.020	280.387	280.252	280.423	280.896
Ice cream, incl. custards (excl. lowfat and nonfat) shipped in bulk (containers 3 gal or more).		311520-01	06/83	281.992	281.933	281.642	282.044	281.748
Ice cream, incl. custards (excl. lowfat and nonfat) shipped in sizes less than 3 gallons.		311520-02	06/83	274.818	278.960	278.810	278.550	279.084
Ice cream, including custards (excluding lowfat and nonfat), novelty forms.		311520-03	06/92	212.774	212.832	212.930	213.573	213.717
Ice cream, including custards, lowfat and nonfat.		311520-04	12/98	160.441	160.806	160.844	160.811	160.721
Frozen desserts containing fats other than butterfat (incl. soy, rice, almond, oats, etc.).		311520-06	12/22	104.253	104.180	104.440	105.355	105.386
Other frozen desserts (yogurt, sherbet, water ices, mellorine, frozen pudding, gelato, etc.).		311520-09	12/98	209.880	211.464	210.683	210.871	212.298
Secondary products and miscellaneous receipts.		311520-SM						
Miscellaneous receipts.		311520-M	06/83	318.136	318.644	317.944	318.220	318.175
Secondary products.		311520-S	06/83	192.109	192.225	193.266	193.958	194.609
Animal slaughtering & processing.	31161		12/84	219.215	216.898	221.305	225.101	226.348
Animal, except poultry, slaughtering.	311611		12/80	236.185	229.815	243.569	253.592	256.701
Primary products.		311611-P	12/80	231.711	225.842	239.459	249.332	252.518
Pork, fresh/frozen, unprocessed, all cuts, except sausage, made in slaughtering plants.		311611-A	12/80	136.652	119.861	119.295	126.448	140.740

See footnotes at end of table.

Table 11. Producer price indexes for net output of selected industries and their products, not seasonally adjusted — Continued
 [July 2023]

Title ¹	Industry code	Product code	Index base	Unadjusted index ²				
				Mar. 2023	Apr. 2023 ^P	May 2023 ^P	June 2023 ^P	July 2023 ^P
Animal, except poultry, slaughtering - Continued								
Pork, processed or cured, not canned or made into sausage, made in slaughtering plants.....		311611-G	12/80	252.544	251.263	253.534	265.285	235.440
Fresh and processed sausage, deli, and cooked meats, made in slaughtering plants.....		311611-J	12/80	315.160	313.112	295.800	306.767	316.140
Hides, skins, and pelts, made in slaughtering plants.....		311611-Q	12/80	94.802	94.451	95.182	91.433	89.488
Miscellaneous byproducts of slaughtering plants.....		311611-R	12/80	578.688	547.043	534.011	536.438	606.588
Beef, fresh or frozen, not canned or made into sausage, made in slaughtering plants.....		311611-1	12/80	262.554	264.789	292.839	305.909	298.601
Beef, fresh/frozen whole/half carcass, not canned or made into sausage, misp...		311611-10	12/80	266.718	280.338	269.485	307.754	280.633
Beef, fresh/frozen variety meats, not canned or made into sausage, made in slaughtering plants.....		311611-16	12/80	279.188	276.631	301.799	302.126	298.348
Beef, fresh/frozen, primal and subprimal cuts, made in slaughtering plants.....		311611-17	12/95	234.172	235.534	264.118	274.552	269.420
Lamb/mutton, fresh or frozen, not canned or made into sausage, made in slaughtering plants.....		311611-7	12/95	318.391	314.562	317.426	315.142	314.428
Secondary products and miscellaneous receipts.....		311611-SM						
Miscellaneous receipts.....		311611-M	06/01	423.363	423.135	412.876	411.736	423.135
Secondary products.....		311611-S	12/80	198.799	160.928	163.272	168.997	159.920
Meat processed from carcasses.....	311612		12/82	228.820	229.902	230.954	231.684	237.789
Primary products.....		311612-P	12/82	222.262	223.356	224.570	225.338	231.558
Other processed, frozen, or cooked meats, made from purchased carcasses.....		311612-A	12/82	216.905	220.473	227.172	229.422	239.864
Boxed meat (beef, pork, lamb, etc.), made from purchased carcasses.....		311612-A1	06/08	131.711	135.173	136.023	134.522	142.944
Frozen ground meat patties and other processed, frozen, or cooked meats, mfpc.....		311612-A5	09/16	128.235	129.932	134.915	137.157	142.669
Pork, processed or cured, not canned or made into sausage, mfpc.....		311612-1	12/82	179.065	177.916	177.067	175.476	174.910
Pork, sweet-pickled, dry-cured, or dry salt, not canned or made into sausage, mfpc.....		311612-11	09/16	126.823	126.777	126.893	-	-
Smoked hams and picnics, excluding canned, made from purchased carcasses.....		311612-12	06/08	163.598	163.004	161.693	162.333	162.690
Smoked slab bacon, made from purchased carcasses.....		311612-13	09/16	138.838	127.758	131.470	129.733	128.348
Smoked sliced bacon, made from purchased carcasses.....		311612-14	06/08	165.930	165.394	162.649	159.164	157.459
Other smoked pork, not canned or made into sausage, made from purchased carcasses.....		311612-15	06/08	157.057	156.629	160.839	158.481	158.781
Boiled ham, barbecue pork, and other cooked pork, except canned meats and sausage, mfpc.....		311612-16	06/08	130.640	131.678	131.940	131.962	131.895
Sausage and similar products, excluding canned, made from purchased carcasses.....		311612-4	12/82	252.669	251.871	246.166	245.864	251.894
Fresh sausage (pork sausage, breakfast links, etc.), excluding canned, mfpc....		311612-41	12/82	312.913	305.406	287.018	288.082	302.160
Dry or semidry sausage (salami, cervelat, pepperoni, summer sausage, pork roll, etc), mfpc.....		311612-42	12/82	233.971	236.307	233.814	233.033	234.549
Frankfurters, including wieners, excluding canned, made from purchased carcasses.....		311612-43	12/82	269.792	270.953	275.277	275.139	276.554
Other sausage (smoked or cooked) & jellied goods & similar preparations, excluding canned, mfpc.....		311612-44	12/82	216.475	217.528	215.095	213.751	220.648
Secondary products and miscellaneous receipts.....		311612-SM						
Secondary products.....		311612-S	12/82	246.155	245.897	239.897	238.962	235.448
Rendering and meat byproduct processing.....	311613		12/82	369.464	371.932	365.479	361.892	357.885
Primary products.....		311613-P	12/82	356.585	359.010	352.589	349.128	345.262
Lard, inedible tallow, and other greases, excluding wool grease.....		311613-2	12/82	442.291	429.775	411.733	415.207	410.077
Animal and marine feed and fertilizer byproducts.....		311613-5	12/82	285.177	293.011	291.703	285.985	283.021
Meat and bone meal.....		311613-51	12/82	218.792	233.406	231.062	227.941	227.323
Animal and marine feed and fertilizer byproducts, except meat and bone meal..		311613-52	12/82	376.411	373.943	374.211	364.779	358.401
Secondary products and miscellaneous receipts.....		311613-SM						
Poultry processing.....	311615		12/81	190.503	190.148	186.660	185.856	181.585
Primary products.....		311615-P	12/81	194.699	194.291	190.754	189.877	185.493
Processed poultry and small game (except soups), containing 20 percent or more poultry or meat.....		311615-D	12/81	148.347	148.257	143.038	147.646	138.129
Young chickens, including bulk, chilled, frozen, whole, and in parts.....		311615-1	12/81	207.438	210.997	212.844	211.663	211.525
Turkeys (including frozen, whole, and parts).....		311615-7	12/81	270.617	252.119	229.720	212.676	206.152
Other poultry and small game (including frozen), whole, and parts.....		311615-9	12/90	312.202	312.348	309.524	310.077	306.637
Secondary products and miscellaneous receipts.....		311615-SM						
Secondary products.....		311615-S	12/81	33.554	34.849	33.374	34.952	34.757
Seafood product preparation & packaging.....	3117		12/03	191.783	191.209	189.173	188.042	190.056
Seafood product preparation and packaging.....	31171		12/03	191.783	191.209	189.173	188.042	190.056
Seafood product preparation and packaging.....	311710		12/11	134.255	133.852	132.427	131.635	133.045
Primary products.....		311710-P	12/11	133.953	133.558	132.108	131.309	132.741
Prepared frozen shellfish.....		311710-3	12/96	185.764	182.268	172.149	168.962	165.296
Prepared fresh fish/seafood, inc. surimi/surimi-based products.....		311710-6	12/82	428.056	417.183	413.756	413.093	421.418
Prepared frozen fish.....		311710-7	12/82	326.394	326.339	326.683	316.497	316.519
Other prepared fresh and frozen seafood.....		311710-9	12/96	196.116	196.476	197.587	208.175	220.461
Secondary products and miscellaneous receipts.....		311710-SM						

See footnotes at end of table.

Table 11. Producer price indexes for net output of selected industries and their products, not seasonally adjusted — Continued
[July 2023]

Title ¹	Industry code	Product code	Index base	Unadjusted index ²				
				Mar. 2023	Apr. 2023 ^p	May 2023 ^p	June 2023 ^p	July 2023 ^p
Seafood product preparation and packaging - Continued								
Secondary products.....		311710-S	12/82	160.895	162.342	163.454	163.387	163.633
Bakeries & tortilla mfg.....	3118		12/03	187.143	186.156	186.579	187.247	187.615
Bread & bakery product mfg.....	31181		12/03	198.325	198.504	198.271	199.382	199.604
Retail bakeries.....	311811		12/03	226.304	226.221	226.905	226.905	227.277
Primary products.....		311811-P	12/99	248.819	248.808	249.623	249.623	249.623
Retail bakery products.....		311811-0	12/99	248.819	248.808	249.623	249.623	249.623
Secondary products and miscellaneous receipts.....		311811-SM						
Commercial bakeries.....	311812		06/80	444.295	444.692	443.553	446.602	447.160
Primary products.....		311812-P	06/80	438.623	438.981	437.578	440.858	441.339
Bread (white, wheat, rye, etc.), including frozen.....		311812-1	06/80	441.087	438.035	436.098	442.649	452.129
White pan bread.....		311812-15	12/11	140.411	140.223	140.612	141.380	144.912
White hearth bread (French, Italian, etc.).....		311812-16	12/11	142.786	142.786	143.002	143.002	143.654
Dark wheat breads (whole wheat, cracked wheat, multigrain, etc.).....		311812-17	12/11	137.073	134.669	136.796	139.038	143.884
Other variety breads (rye, unleavened, raisin, potato, self-rising, salt-free, canned, etc.).....		311812-18	12/11	130.561	128.970	124.000	129.165	130.836
Rolls, bread-type (including muffins, bagels, and croissants), including frozen.....		311812-5	06/80	415.368	419.535	412.780	413.384	406.281
Rolls, hamburger and wiener.....		311812-51	12/11	133.482	136.764	135.154	131.161	127.947
All other rolls, bread-type (incl. muffins, bagels, and croissants).....		311812-59	12/11	149.134	148.763	145.799	150.040	148.384
Soft cakes, excluding frozen.....		311812-7	06/80	471.597	469.085	478.441	484.094	482.210
Other sweet goods, excluding frozen.....		311812-9	06/80	451.253	453.134	460.762	460.762	460.547
Secondary products and miscellaneous receipts.....		311812-SM						
Miscellaneous receipts.....		311812-M	06/80	509.158	510.663	512.192	512.192	513.720
Secondary products.....		311812-S	06/80	414.409	415.089	416.884	417.009	418.227
Frozen cakes and other pastries manufacturing.....	311813		06/91	240.538	241.004	241.778	242.486	242.486
Primary products.....		311813-P	12/82	347.627	348.259	349.405	350.451	350.453
Frozen cakes, pies, and other pastries.....		311813-0	12/82	347.627	348.259	349.405	350.451	350.453
Secondary products and miscellaneous receipts.....		311813-SM						
Secondary products.....		311813-S	06/91	190.148	190.721	191.203	191.650	191.643
Cookie, cracker & pasta mfg.....	31182		12/03	170.127	166.854	168.497	168.502	169.187
Cookie and cracker manufacturing.....	311821		06/83	258.127	258.172	263.333	263.333	268.092
Primary products.....		311821-P	06/83	255.400	255.451	261.275	261.275	266.554
Crackers, biscuits, and related products.....		311821-2	06/83	251.643	251.767	251.767	251.767	264.627
Saltines and all other crackers, cracker meal and crumbs, and biscuits.....		311821-24	01/12	101.200	101.250	101.250	101.250	106.421
Cookies, wafers, and ice cream cones and cups (excluding frozen).....		311821-4	06/83	256.775	256.775	266.607	266.607	266.607
Secondary products and miscellaneous receipts.....		311821-SM						
Secondary products.....		311821-S	06/83	278.731	278.731	278.731	278.731	279.501
Dry pasta, dough, and flour mixes manufacturing from purchased flour.....	311824		06/85	269.776	260.829	261.436	261.448	259.752
Primary products.....		311824-P	12/11	143.345	138.235	138.372	138.372	137.435
Prepared flour mixes (incl refrigerated & frozen doughs & batters) made from purchased flour.....		311824-1	06/85	248.078	245.788	246.156	246.156	246.156
Flour mixes (refrigerated & frozen doughs & batters), ex cake mixes, made from purchased flour.....		311824-12	06/85	245.307	242.918	243.302	243.302	243.302
Dry macaroni, spaghetti and egg noodle products (excluding canned or frozen).....		311824-3	06/85	314.884	288.284	288.284	288.284	282.420
Secondary products and miscellaneous receipts.....		311824-SM						
Secondary products.....		311824-S	06/85	310.995	317.070	328.702	329.083	328.812
Tortilla mfg.....	31183		12/03	171.311	171.820	171.821	171.791	171.791
Tortilla manufacturing.....	311830		12/03	171.313	171.822	171.823	171.793	171.793
Primary products.....		311830-P	06/91	209.586	210.191	210.191	210.191	210.191
Tortillas, sold in bulk or packages, excluding frozen or canned.....		311830-0	06/91	209.586	210.191	210.191	210.191	210.191
Secondary products and miscellaneous receipts.....		311830-SM						
Miscellaneous receipts.....		311830-M	12/03	134.586	134.586	134.586	134.586	134.586
Secondary products.....		311830-S	12/03	184.852	185.909	185.950	185.165	-
Other food manufacturing.....	3119		12/03	180.582	181.674	178.969	176.597	177.091
Snack food mfg.....	31191		12/03	178.277	178.646	184.429	185.938	187.492
Roasted nuts and peanut butter manufacturing.....	311911		12/03	147.892	148.850	149.859	154.467	158.727
Primary products.....		311911-P	12/03	147.679	148.670	149.711	154.456	158.712
Nuts and seeds (salted, roasted, cooked, or blanched).....		311911-1	06/91	186.787	188.093	189.667	195.330	201.424
Nuts (salted, roasted, cooked, or blanched), sold in bulk.....		311911-11	06/91	154.274	155.613	156.835	161.999	167.672
Canned nuts (salted, roasted, cooked, or blanched).....		311911-12	06/91	152.083	147.735	151.173	151.173	151.173
All other packaged nuts, including all types of seeds (salted, roasted, cooked, or blanched).....		311911-13	06/91	253.033	253.033	255.272	255.272	252.550
Peanut butter.....		311911-4	12/85	233.392	234.461	233.608	244.382	244.222
Secondary products and miscellaneous receipts.....		311911-SM						
Secondary products.....		311911-S	06/91	153.982	153.982	154.154	155.399	158.486

See footnotes at end of table.

Table 11. Producer price indexes for net output of selected industries and their products, not seasonally adjusted — Continued
[July 2023]

Title ¹	Industry code	Product code	Index base	Unadjusted index ²				
				Mar. 2023	Apr. 2023 ^p	May 2023 ^p	June 2023 ^p	July 2023 ^p
Other snack food manufacturing.....	311919		06/91	242.981	242.981	253.767	253.237	253.076
Primary products.....		311919-P	12/85	276.711	276.711	289.264	288.647	288.459
Potato chips and sticks, plain and flavored.....		311919-1	12/85	257.069	257.069	274.784	273.808	273.334
Corn chips and related products.....		311919-4	12/85	283.321	283.321	283.321	282.032	282.032
Other chips, sticks (hard pretzels, bacon rinds, popcorn (except candied), etc.)....		311919-7	12/03	191.577	191.577	205.329	205.865	205.865
Secondary products and miscellaneous receipts.....		311919-SM						
Coffee & tea mfg.....	31192		12/03	177.027	177.445	177.924	177.765	177.748
Coffee and tea manufacturing.....	311920		06/81	247.540	248.125	248.794	248.573	248.549
Primary products.....		311920-P	06/81	233.550	234.105	234.739	234.529	234.506
Roasted coffee.....		311920-1	06/81	245.494	246.372	246.983	246.760	246.660
Coffee, concentrated, including coffee substitutes.....		311920-5	06/81	206.380	206.380	206.380	206.380	206.380
Tea in consumer packages.....		311920-7	12/85	184.271	182.931	183.910	183.723	184.185
Secondary products and miscellaneous receipts.....		311920-SM						
Miscellaneous receipts.....		311920-M	12/00	220.466	220.466	220.466	220.466	—
Flavoring syrup & concentrate mfg.....	31193		12/03	162.243	163.555	162.243	162.469	162.343
Flavoring syrup and concentrate manufacturing.....	311930		12/85	240.723	242.672	240.723	241.080	240.900
Primary products.....		311930-P	12/85	251.010	253.110	251.010	251.890	251.890
Liquid beverage bases, excluding use by soft drink bottlers.....		311930-1	12/85	310.934	319.673	310.934	314.596	314.596
Soft drink flavoring syrup, sold in bulk.....		311930-6	05/15	138.710	138.710	138.710	138.710	138.710
Other flavoring agents (except chocolate syrups).....		311930-8	12/85	161.663	161.663	161.663	161.663	161.663
Secondary products and miscellaneous receipts.....		311930-SM						
Secondary products.....		311930-S	06/07	169.493	169.493	169.494	—	—
Seasoning & dressing mfg.....	31194		12/03	189.680	190.956	191.189	190.794	194.623
Mayonnaise, dressing, and sauce manufacturing.....	311941		12/03	178.503	180.737	181.178	180.385	187.255
Primary products.....		311941-P	06/81	322.099	326.505	326.505	325.056	338.746
Vinegar and cider.....		311941-1	12/85	177.942	185.305	185.305	185.305	185.305
Prepared sauces, excluding tomato-based sauces and sauces comprised of 20 percent or more meat.....		311941-4	06/81	253.566	259.807	259.807	258.400	279.091
Mayonnaise, salad dressings, and sandwich spreads.....		311941-7	06/81	342.735	342.735	342.735	341.384	344.277
Spoon-type salad dressing incl. mayonnaise, sandwich spreads, refrigerated dressings, semisolid.....		311941-75	06/07	183.617	183.617	183.617	182.421	184.983
Pourable-type salad dressing (reduced calorie, cheese, vinegar and oil, etc.)....		311941-76	06/07	164.143	164.143	164.143	164.143	164.143
Secondary products and miscellaneous receipts.....		311941-SM						
Miscellaneous receipts.....		311941-M	06/94	147.282	150.332	150.332	150.332	150.332
Secondary products.....		311941-S	06/81	272.638	272.890	280.031	278.895	279.567
Spice and extract manufacturing.....	311942		12/03	193.945	194.005	193.978	194.082	194.057
Primary products.....		311942-P	12/03	196.082	196.117	196.072	196.180	196.151
Table salt (evaporated), pepper (white and black), and other spices.....		311942-1	06/85	264.274	264.259	264.259	264.733	264.603
Pepper and other spices in commercial sizes (1 lb or more).....		311942-16	05/17	110.315	110.315	110.315	111.032	110.836
Flavoring extracts, emulsions, liquid flavors, and food colorings.....		311942-6	12/85	362.343	362.343	362.343	362.343	362.343
Dry mix food preparations.....		311942-7	06/91	166.247	166.328	166.233	166.233	166.233
Secondary products and miscellaneous receipts.....		311942-SM						
All other food mfg.....	31199		12/03	189.347	191.396	174.790	164.510	162.161
Perishable prepared food manufacturing.....	311991		12/03	145.568	145.554	151.471	150.216	146.129
Primary products.....		311991-P	12/85	208.623	208.595	217.319	215.459	209.400
Perishable prepared foods.....		311991-0	12/85	208.623	208.595	217.319	215.459	209.400
Secondary products and miscellaneous receipts.....		311991-SM						
Miscellaneous receipts.....		311991-M	12/03	229.781	229.738	233.400	233.443	233.400
All other miscellaneous food manufacturing.....	311999		12/03	228.468	233.088	189.502	168.726	168.739
Primary products.....		311999-P	12/03	228.107	234.958	187.398	165.353	165.483
All other miscellaneous manufactured foods.....		311999-0	12/03	228.107	234.958	187.398	165.353	165.483
Secondary products and miscellaneous receipts.....		311999-SM						
Beverage & tobacco mfg.....	312		12/03	196.166	195.808	198.973	199.418	198.700
Beverage mfg.....	3121		12/84	233.850	233.037	236.584	237.373	234.710
Soft drink & ice mfg.....	31211		12/03	183.077	181.495	187.080	188.414	184.188
Soft drink manufacturing.....	312111		06/81	304.925	301.925	312.446	315.382	307.349
Primary products.....		312111-P	06/81	313.922	310.725	321.743	325.018	316.375
Soft drinks, non-carbonated.....		312111-A	12/00	191.486	185.468	207.844	210.253	194.353
Soft drinks, non-carbonated, all other types.....		312111-A3	06/07	135.543	135.746	134.213	135.237	134.522
Soft drinks, non-carbonated, fruit drinks, cocktails, ades.....		312111-A4	12/11	143.774	136.833	163.062	165.242	147.582
Soft drinks, bottled, canned, glass, plastic, carbonated.....		312111-2	12/11	164.824	164.635	164.687	166.256	165.610
Secondary products and miscellaneous receipts.....		312111-SM						
Miscellaneous receipts.....		312111-M	06/81	212.013	211.927	225.932	220.559	219.491
Secondary products.....		312111-S	06/81	330.038	330.334	331.262	327.449	331.884

See footnotes at end of table.

Table 11. Producer price indexes for net output of selected industries and their products, not seasonally adjusted — Continued
 [July 2023]

Title ¹	Industry code	Product code	Index base	Unadjusted index ²				
				Mar. 2023	Apr. 2023 ^p	May 2023 ^p	June 2023 ^p	July 2023 ^p
Bottled water manufacturing.....	312112		12/03	113.787	113.542	114.404	113.634	112.924
Primary products.....		312112-P	12/03	112.354	112.110	112.949	112.184	111.479
Bottled water.....		312112-0	12/00	110.316	110.077	110.900	110.149	109.456
Secondary products and miscellaneous receipts.....		312112-SM						
Secondary products.....		312112-S2	09/18	140.822	140.579	144.445	144.562	144.523
Ice manufacturing.....	312113		12/85	307.139	307.271	310.264	310.264	312.879
Primary products.....		312113-P	12/85	295.418	295.546	298.475	298.475	301.033
Ice, manufactured (cubed, crushed, etc.), including can or block.....		312113-0	12/03	197.910	197.997	199.958	199.958	201.672
Secondary products and miscellaneous receipts.....		312113-SM						
Miscellaneous receipts.....		312113-M	08/98	167.617	167.617	167.617	167.617	167.617
Breweries.....	31212		12/03	153.983	153.907	153.825	153.673	153.655
Breweries.....	312120		06/82	230.994	230.880	230.757	230.529	230.502
Primary products.....		312120-P	06/82	228.494	228.364	228.225	227.965	227.934
Canned beer and ale case goods.....		312120-1	06/82	239.241	238.720	238.606	238.696	238.696
Bottled beer and ale case goods.....		312120-5	06/82	199.660	199.526	199.561	199.292	199.292
Beer and ale in barrels and kegs.....		312120-7	06/82	313.563	313.981	313.553	312.685	312.685
All other malt beverages and brewing products.....		312120-9	06/82	181.108	180.590	180.797	180.968	180.477
Secondary products and miscellaneous receipts.....		312120-SM						
Miscellaneous receipts.....		312120-M	12/02	166.799	166.799	166.799	166.799	166.799
Wineries.....	31213		12/03	144.627	145.374	145.842	145.990	145.745
Wineries.....	312130		12/83	200.986	202.042	202.692	202.896	202.563
Primary products.....		312130-P	12/83	206.624	207.324	208.013	208.230	207.749
Wines, brandy, and brandy spirits.....		312130-0	12/98	147.541	148.041	148.533	148.688	148.345
Wines, white, red, and rose grape, and other fruits, 14 percent or less alcohol.....		312130-08	12/11	115.335	115.728	116.124	116.211	115.885
Wines, white grape, 14 percent or less alcohol content.....		312130-0811	12/83	169.304	169.755	170.311	170.248	170.258
Wines, red grape, 14 percent or less alcohol content.....		312130-0821	12/83	218.699	219.656	220.490	220.917	219.613
Wines, rose grape and other fruits and berries, 14 percent or less alcohol.....		312130-0831	12/11	143.321	143.321	143.321	143.321	143.321
Wines, dessert, effervescent, and wine coolers.....		312130-09	12/11	123.617	123.903	124.143	124.143	124.143
All other wines, brandy, and brandy spirits.....		312130-0B	06/06	162.195	162.810	163.281	164.128	164.509
Secondary products and miscellaneous receipts.....		312130-SM						
Miscellaneous receipts.....		312130-M	12/91	158.134	168.479	168.479	168.479	171.614
Distilleries.....	31214		12/03	113.859	113.683	113.871	113.818	113.800
Distilleries.....	312140		06/83	187.385	187.097	187.410	187.324	187.300
Primary products.....		312140-P	06/83	182.276	182.001	182.320	182.249	182.249
Distilled liquor, excluding brandy.....		312140-2	07/98	88.118	88.118	88.118	88.120	88.120
Distilled whiskey, all other distilled liquor, excluding brandy.....		312140-22	12/11	133.129	133.129	133.129	133.132	133.132
Bottled liquor, excluding brandy.....		312140-5	06/83	200.678	200.091	200.771	200.615	200.615
Bottled whiskey.....		312140-5B	06/12	102.604	102.604	102.753	102.600	102.600
Bottled gin, vodka, rum, cordials, cocktails, and similar compounds.....		312140-5C	06/12	105.658	104.849	105.577	105.577	105.577
Secondary products and miscellaneous receipts.....		312140-SM						
Miscellaneous receipts.....		312140-M	08/83	196.495	196.495	196.495	196.495	196.495
Tobacco mfg.....	3122		12/84	1,046.899	1,048.086	1,066.777	1,067.094	1,077.750
Tobacco manufacturing.....	31223		12/82	1,146.183	1,147.482	1,167.946	1,168.293	1,179.959
Tobacco manufacturing.....	312230		12/11	190.991	191.208	194.617	194.675	196.619
Primary products.....		312230-P	12/11	196.055	196.278	199.787	199.846	201.846
Tobacco stemming and redrying.....		312230-0	06/84	118.675	118.986	118.985	118.907	118.907
Tobacco, unstemmed leaf, redried before packing.....		312230-01	12/03	121.477	122.053	122.050	121.906	121.906
Tobacco, stemmed.....		312230-04	06/84	107.397	107.397	107.397	107.397	—
Cigarettes, excluding electronic.....		312230-1	12/82	1,265.766	1,265.766	1,289.938	1,289.938	1,304.721
Other tobacco products.....		312230-9	12/03	228.539	230.458	233.474	234.041	234.561
Cigars.....		312230-91	12/82	613.371	640.711	641.274	649.358	655.817
Chewing and smoking tobacco.....		312230-94	12/82	950.307	950.307	966.180	966.180	966.535
Secondary products and miscellaneous receipts.....		312230-SM						
Textile mills.....	313		12/03	170.988	170.862	170.043	169.848	169.190
Fiber, yarn, and thread mills.....	3131		12/84	172.462	170.798	169.087	169.546	169.992
Fiber, yarn, and thread mills.....	31311		12/84	172.462	170.798	169.087	169.546	169.992
Fiber, yarn, and thread mills.....	313110		12/11	120.066	118.908	117.717	118.037	118.347
Primary products.....		313110-P	12/11	120.001	118.843	117.653	117.972	118.283
Spun yarns.....		313110-4	12/82	151.517	151.539	151.301	151.497	151.471
Cotton spun yarns.....		313110-42	05/22	80.826	80.793	80.616	80.972	80.972
Rayon, acetate, and lyocell spun yarns.....		313110-45	12/82	179.885	179.885	179.885	179.885	179.885
Noncellulosic fiber and other natural fiber (excluding cotton and wool) spun yarns.....		313110-47	12/96	144.564	145.121	143.778	142.904	142.742

See footnotes at end of table.

Table 11. Producer price indexes for net output of selected industries and their products, not seasonally adjusted — Continued
 [July 2023]

Title ¹	Industry code	Product code	Index base	Unadjusted index ²				
				Mar. 2023	Apr. 2023 ^p	May 2023 ^p	June 2023 ^p	July 2023 ^p
Fiber, yarn, and thread mills - Continued								
Other noncellulosic fiber & other natural fiber yarns, spun & finished in the same est.....		313110-475	12/11	130.722	132.280	128.522	125.548	125.548
Textured and twisted yarns.....		313110-6	12/82	214.197	209.940	205.929	206.819	207.989
Textured/crimped/bulked filament yarns, incl. stretch yarn, made from purchased filament yarn.....		313110-6H	12/82	233.286	228.340	224.096	225.386	226.693
Fabric mills.....	3132		12/03	163.625	163.717	163.376	163.054	162.460
Broadwoven fabric mills.....	31321		12/03	161.986	163.205	163.164	163.288	162.115
Broadwoven fabric mills.....	313210		12/03	161.936	163.155	163.114	163.238	162.065
Primary products.....		313210-P	12/03	160.433	161.691	161.649	161.777	160.564
Fabricated textile products, made in weaving mills.....		313210-W	12/06	146.292	141.999	141.461	142.555	142.570
Cotton broadwoven fabrics.....		313210-4	09/21	117.525	121.441	121.685	121.706	118.764
Manmade, silk, and other natural fiber (excluding cotton and wool) broadwoven fabrics.....		313210-8	09/21	110.481	110.562	110.447	110.512	110.358
Greige manmade, silk, and other natural fiber (exc cotton/wool) broadwoven fabrics.....		313210-81	06/11	120.386	120.369	120.137	120.149	120.043
Finished manmade, silk, & natural fiber (exc cotton/wool) broadwoven, finished in weaving mills.....		313210-83	06/81	185.513	186.063	186.282	186.630	186.130
Secondary products and miscellaneous receipts.....		313210-SM						
Narrow fabric mills and schiffli embroidery.....	31322		06/84	243.904	242.650	244.646	242.774	241.097
Narrow fabric mills and schiffli embroidery.....	313220		06/84	247.274	246.003	248.026	246.129	244.430
Primary products.....		313220-P	06/84	249.624	248.322	250.396	248.451	246.709
Woven narrow fabrics (12 inches or less in width).....		313220-2	06/84	238.274	236.484	238.535	235.368	232.972
Braided narrow fabrics (12 inches or less in width).....		313220-4	06/84	363.620	363.620	363.620	367.698	367.698
Secondary products and miscellaneous receipts.....		313220-SM						
Secondary products.....		313220-S	06/84	282.228	282.112	282.112	282.086	282.086
Nonwoven fabric mills.....	31323		12/03	153.774	153.396	152.716	152.219	151.987
Nonwoven fabric mills.....	313230		12/85	183.636	183.188	182.380	181.788	181.511
Primary products.....		313230-P	12/85	189.165	188.701	187.865	187.253	186.967
Nonwoven fabrics.....		313230-1	12/85	191.360	191.125	190.392	190.061	189.836
Pressed, punched, or needled felts, excluding hats.....		313230-5	12/85	178.721	173.897	170.989	165.016	163.561
Secondary products and miscellaneous receipts.....		313230-SM1						
Knit fabric mills.....	31324		12/03	166.217	166.340	165.994	166.111	165.708
Knit fabric mills.....	313240		12/11	139.788	139.891	139.601	139.699	139.360
Primary products.....		313240-P	12/11	136.459	136.562	136.272	136.370	136.032
Weft (circular) knit fabrics.....		313240-2	06/81	162.190	162.901	161.979	161.897	161.086
Weft (circular) knit fabrics, greige goods (excluding hosiery).....		313240-21	06/81	164.312	164.312	163.407	163.132	160.685
Weft (circular) knit fabrics, knit and finished in the same establishment (excl hosiery).....		313240-23	12/94	162.058	163.227	162.258	162.258	162.258
Other knit fabrics and laces.....		313240-4	06/81	180.227	179.722	179.958	180.312	180.312
Warp knit fabrics, greige goods (excluding hosiery).....		313240-41	06/81	231.716	231.716	230.375	231.730	231.730
Warp knit fabrics, knit and finished in same establishment.....		313240-43	12/03	148.839	148.016	148.955	148.850	148.850
Secondary products and miscellaneous receipts.....		313240-SM1						
Textile and fabric finishing mills.....	3133		12/03	191.031	191.799	190.754	190.237	188.461
Textile and fabric finishing mills.....	31331		12/03	192.352	193.365	191.974	190.481	188.257
Textile and fabric finishing mills.....	313310		12/11	151.832	152.631	151.535	150.358	148.606
Primary products.....		313310-P	12/11	153.449	154.284	153.138	151.907	150.075
Textile and fabric finishing, except broadwoven.....		313310-B	12/03	166.271	166.798	168.136	167.867	164.702
Finished broadwoven fabrics, finished in finishing mills.....		313310-4	12/03	208.930	210.233	207.535	205.391	203.416
Commission finishing of cotton broadwoven fabrics.....		313310-43	06/84	315.886	316.794	316.588	316.623	316.623
Other finished broadwoven fabrics (excl. cotton and wool), finished in finishing mills.....		313310-45	06/84	292.382	296.761	287.223	279.128	272.095
Other commission finishing of broadwoven fabrics (excl. cotton & wool).....		313310-47	06/84	305.463	305.463	305.457	305.851	305.851
Secondary products and miscellaneous receipts.....		313310-SM						
Fabric coating mills.....	31332		12/03	194.733	194.985	194.670	196.296	195.447
Fabric coating mills.....	313320		06/85	274.988	275.343	274.899	277.194	275.995
Primary products.....		313320-P	06/85	268.148	268.498	268.060	270.317	269.143
Vinyl coated fabrics, including expanded vinyl coated.....		313320-1	06/85	263.340	263.285	262.277	262.517	262.517
Rubber coated fabrics, garments, and footwear.....		313320-4	12/03	214.966	214.966	214.394	214.394	214.394
Coated or laminated fabrics and coated yarns, incl. impregnated fabrics.....		313320-5	06/06	159.763	160.099	160.008	162.027	160.944
Secondary products and miscellaneous receipts.....		313320-SM						
Secondary products.....		313320-S	06/85	214.601	214.752	214.925	214.687	213.772
Textile product mills.....	314		12/03	158.341	158.603	158.410	158.178	158.666
Textile furnishings mills.....	3141		12/03	152.964	153.552	153.350	152.780	152.924

See footnotes at end of table.

Table 11. Producer price indexes for net output of selected industries and their products, not seasonally adjusted — Continued
[July 2023]

Title ¹	Industry code	Product code	Index base	Unadjusted index ²				
				Mar. 2023	Apr. 2023 ^p	May 2023 ^p	June 2023 ^p	July 2023 ^p
Carpet and rug mills.....	31411		12/84	187.711	188.567	188.233	187.290	187.290
Carpet and rug mills.....	314110		06/90	171.791	172.574	172.268	171.406	171.406
Primary products.....		314110-P	06/90	173.115	173.908	173.598	172.747	172.747
Carpet and rugs.....		314110-0	06/90	173.115	173.908	173.598	172.747	172.747
Secondary products and miscellaneous receipts.....		314110-SM						
Curtain and linen mills.....	31412		12/03	157.528	157.809	157.809	157.809	158.383
Curtain and linen mills.....	314120		06/83	184.286	184.616	184.616	184.616	185.287
Primary products.....		314120-P	06/83	182.218	182.444	182.444	182.444	183.090
Curtains and draperies, made from purchased materials.....		314120-1	06/84	223.457	223.457	223.457	223.457	226.094
Other household textile products, made from purchased materials.....		314120-8	06/83	179.800	180.119	180.119	180.119	180.119
Bedspreads, made from purchased materials.....		314120-83	06/83	152.318	152.318	152.318	152.318	152.318
Other household furnishings, made from purchased materials.....		314120-89	06/83	165.353	165.703	165.703	165.703	165.703
Secondary products and miscellaneous receipts.....		314120-SM						
Miscellaneous receipts.....		314120-M	06/83	195.325	198.687	198.687	198.687	200.236
Secondary products.....		314120-S	06/83	250.786	250.787	250.787	250.787	250.787
Other textile product mills.....	3149		12/03	163.491	163.298	163.121	163.358	164.316
Textile bag and canvas mills.....	31491		12/03	167.251	167.390	167.390	167.412	170.032
Textile bag and canvas mills.....	314910		12/11	139.562	139.678	139.679	139.696	141.884
Primary products.....		314910-P	12/11	141.001	141.132	141.132	141.132	143.594
Textile bags.....		314910-1	12/85	214.875	214.875	214.875	214.875	214.875
Canvas and related products.....		314910-5	12/85	362.746	363.139	363.139	363.139	370.487
Secondary products and miscellaneous receipts.....		314910-SM						
Miscellaneous receipts.....		314910-M	12/11	115.661	115.661	115.661	115.661	115.661
Secondary products.....		314910-S	12/11	163.684	163.679	163.682	163.903	163.927
All other textile product mills.....	31499		12/03	160.526	160.173	159.911	160.250	160.395
Rope, twine, tire cord, and tire fabric mills.....	314994		12/11	117.552	116.794	115.632	115.555	115.682
Primary products.....		314994-P	12/11	115.361	114.603	113.434	113.349	113.476
Rope, cordage, and twine.....		314994-4	06/85	290.181	290.350	290.772	290.312	291.002
Tire cord and tire fabrics.....		314994-7	06/84	150.127	148.217	145.201	145.201	145.201
Secondary products and miscellaneous receipts.....		314994-SM						
Miscellaneous receipts.....		314994-M	12/11	149.813	149.714	149.951	150.432	150.432
All other miscellaneous textile product mills.....	314999		12/03	155.718	155.610	155.809	156.290	156.420
Primary products.....		314999-P	12/03	155.963	155.802	156.034	156.594	156.662
Embroideries (excluding Schiffl machine products) and embroidery contractors.....		314999-6	12/11	128.457	128.457	129.221	129.221	129.221
Trimnings and findings, excluding automobile and apparel.....		314999-7	12/03	213.368	213.368	213.368	213.368	213.368
All other miscellaneous fabricated textile products.....		314999-8	12/03	153.830	153.592	153.741	154.533	154.633
Secondary products and miscellaneous receipts.....		314999-SM						
Miscellaneous receipts.....		314999-M	12/03	174.744	174.744	174.744	174.744	175.747
Secondary products.....		314999-S	12/03	137.489	137.942	137.942	137.960	137.945
Apparel manufacturing.....	315		12/03	126.594	126.613	127.114	127.292	127.311
Apparel knitting mills.....	3151		12/84	138.962	138.974	139.007	139.007	139.007
Apparel Knitting Mills.....	31512		12/22	100.780	100.789	100.813	100.813	100.813
Apparel knitting mills.....	315120		12/22	100.781	100.789	100.813	100.813	100.813
Primary products.....		315120-P	12/22	100.799	100.808	100.833	100.833	100.833
Hosiery and socks.....		315120-1	12/10	115.952	115.965	116.000	116.000	116.000
Hosiery and socks.....		315120-10	05/20	106.754	106.766	106.798	106.798	106.798
Other apparel knitting mills.....		315120-2	12/11	117.457	117.457	117.457	117.457	117.457
Secondary products and miscellaneous receipts.....		315120-SM						
Cut and sew apparel manufacturing.....	3152		12/03	123.910	123.916	124.574	124.618	124.636
Cut and sew apparel contractors.....	31521		12/03	125.432	125.432	125.432	125.432	125.432
Cut and sew apparel contractors.....	315210		12/11	119.632	119.632	119.632	119.632	119.632
Primary products.....		315210-P	12/11	119.854	119.854	119.854	119.854	119.854
Contract receipts for women's, girls', and infants' apparel.....		315210-2	12/03	119.071	—	—	—	—
Contract receipts for men's and boys' (including unisex) apparel.....		315210-4	12/03	142.997	142.997	142.997	142.997	142.997
Contract receipts for men's and boys' pants, work apparel, and other outerwear.....		315210-48	06/07	123.826	123.826	123.826	123.826	123.826
Secondary products and miscellaneous receipts.....		315210-SM						
Cut and sew apparel manufacturing (except contractors).....	31525		12/22	99.905	99.911	100.619	100.667	100.686
Cut and sew apparel manufacturing (except contractors).....	315250		12/22	99.907	99.914	100.620	100.668	100.692
Primary products.....		315250-P	12/22	99.889	99.896	100.613	100.661	100.645
Men's and boys' cut and sew apparel manufacturing.....		315250-1	12/11	137.025	137.009	140.294	140.294	139.864
Men's and boys' nightwear, robes, and underwear, made from purchased fabrics.....		315250-11	12/03	165.532	165.532	165.532	165.532	165.532

See footnotes at end of table.

Table 11. Producer price indexes for net output of selected industries and their products, not seasonally adjusted — Continued
[July 2023]

Title ¹	Industry code	Product code	Index base	Unadjusted index ²				
				Mar. 2023	Apr. 2023 ^p	May 2023 ^p	June 2023 ^p	July 2023 ^p
Cut and sew apparel manufacturing (except contractors) - Continued								
Men's and boys' suits, coats, and overcoats, made from purchased fabrics.		315250-12	12/80	213.163	213.163	223.593	223.593	223.593
Men's and boys' shirts, except work shirts, made from purchased fabrics.		315250-13	06/83	189.326	189.326	189.326	189.326	189.326
Men's and boys' pants, except work pants, made from purchased fabrics.		315250-14	12/81	287.302	287.302	287.302	—	—
Men's and boys' work clothing, made from purchased fabrics.		315250-15	12/81	175.481	175.481	179.391	179.391	179.391
Men's and boys' other outerwear, made from purchased fabrics.		315250-16	12/83	220.840	220.656	220.726	220.726	221.271
Women's, girls', and infants' cut and sew apparel manufacturing.		315250-2	12/11	105.278	105.278	105.414	105.508	105.669
Women's and girls' lingerie and nightwear, made from purchased fabrics.		315250-21	12/03	118.337	118.337	119.242	119.242	119.242
Women's and girls' blouses and shirts, made from purchased fabrics.		315250-22	06/83	175.370	175.370	175.370	175.370	175.573
Women's and girls' dresses, made from purchased fabrics.		315250-23	12/80	126.618	126.618	126.638	126.638	126.886
Women's and girls' suits, coats, and skirts, made from purchased fabrics.		315250-24	12/82	127.923	127.923	127.988	129.183	130.089
Women's and girls' other outerwear, made from purchased fabrics.		315250-25	06/83	108.957	108.957	109.371	109.490	109.498
Other cut and sew apparel manufacturing.		315250-3	12/22	102.970	103.024	103.024	103.024	102.957
Fur and leather apparel, made from purchased materials.		315250-31	12/03	204.251	205.101	205.101	205.101	204.039
All other cut and sew apparel, made from purchased materials.		315250-32	12/03	157.059	157.059	157.059	157.059	157.059
Secondary products and miscellaneous receipts.		315250-SM						
Miscellaneous receipts.		315250-M	12/11	124.362	124.362	125.129	125.129	128.296
Secondary products.		315250-S	12/11	122.194	122.194	122.213	122.313	122.480
Accessories and other apparel manufacturing.	3159		12/03	158.334	158.474	158.574	160.187	160.187
Accessories and other apparel manufacturing.	31599		12/03	158.331	158.470	158.570	160.184	160.184
Accessories and other apparel manufacturing.	315990		12/11	142.428	142.553	142.644	144.099	144.099
Primary products.		315990-P	12/11	137.244	137.375	137.470	138.990	138.990
All other accessories and apparel.		315990-B	12/03	137.491	137.491	137.491	140.311	140.311
Leather belts, made from purchased materials.		315990-BC	06/85	173.027	173.027	173.027	—	—
All other apparel accessories, made from purchased materials.		315990-BE	12/11	136.997	136.997	136.997	140.351	140.351
Hats, caps, and millinery products.		315990-4	12/90	255.638	255.638	256.072	256.072	256.072
Men's and boys' fabric, straw, and felt hats, made from purchased materials.		315990-41	12/90	277.937	277.937	277.937	277.937	277.937
Women's, girls', and infants' fabric, straw, and felt hats, made from purchased materials.		315990-43	12/90	159.903	159.903	159.903	159.903	159.903
Hat bodies and fabric caps, made from purchased materials.		315990-45	12/90	264.464	264.464	268.540	268.540	268.540
Gloves and mittens, made from purchased materials.		315990-7	12/03	183.085	184.319	184.319	186.578	186.578
Secondary products and miscellaneous receipts.		315990-SM						
Miscellaneous receipts.		315990-M	12/11	158.468	158.468	158.468	158.468	158.468
Secondary products.		315990-S	12/11	139.391	139.391	139.391	139.521	139.529
Leather and allied product manufacturing.	316		12/84	199.387	199.761	199.695	199.578	202.658
Leather and hide tanning and finishing.	3161		06/81	203.655	203.584	203.181	202.696	202.746
Leather and hide tanning and finishing.	31611		06/81	203.655	203.584	203.181	202.696	202.746
Leather and hide tanning and finishing.	316110		06/81	203.508	203.437	203.035	202.550	202.600
Primary products.		316110-P	06/81	199.555	199.485	199.089	198.586	198.635
Finished and unfinished leather.		316110-1	12/97	109.149	109.109	108.792	108.484	108.514
Tanning or finishing leather owned by others, and furs, dressed and dyed or bleached.		316110-2	06/11	131.344	131.316	132.056	132.056	132.056
Contract and commission receipts for tanning or finishing leather owned by others.		316110-21	06/81	207.833	207.779	207.779	207.779	207.779
Secondary products and miscellaneous receipts.		316110-SM						
Footwear manufacturing.	3162		12/03	156.714	157.502	157.576	157.578	157.735
Footwear manufacturing.	31621		12/03	156.714	157.502	157.576	157.578	157.735
Footwear manufacturing.	316210		12/11	138.528	139.224	139.290	139.292	139.431
Primary products.		316210-P	12/11	137.344	138.027	138.093	138.093	138.234
Rubber and plastics footwear, including athletic footwear.		316210-1	12/80	163.022	163.022	163.711	163.711	163.803
Men's footwear (size 6 and larger), excluding athletic.		316210-2	12/93	203.016	204.484	204.484	204.484	204.645
Women's footwear (size 4 and larger), excluding athletic.		316210-5	12/93	146.524	147.233	147.233	147.233	147.634
Secondary products and miscellaneous receipts.		316210-SM						
Miscellaneous receipts.		316210-M	12/11	165.614	166.922	166.922	167.047	167.047
Other leather product manufacturing.	3169		12/03	151.193	151.214	151.218	151.235	157.659
Other leather product manufacturing.	31699		12/03	151.192	151.213	151.218	151.234	157.659
Other leather and allied product manufacturing.	316990		12/22	101.228	101.242	101.245	101.256	105.557
Primary products.		316990-P	12/22	101.199	101.214	101.217	101.226	105.593
Women's and children's handbags and purses.		316990-1	06/06	133.120	133.177	133.177	133.337	133.392
All other leather goods and allied products.		316990-2	12/11	131.267	131.275	131.280	131.250	138.510
Luggage (including suitcases, travel bags, backpacks, and other types).		316990-21	12/84	158.537	158.537	158.537	158.821	180.361
Personal leather goods (excluding women's handbags and purses).		316990-22	06/82	203.844	204.593	205.072	205.072	205.072
Boot and shoe cut stock and findings.		316990-24	12/06	133.861	133.861	133.861	136.600	136.600
All other miscellaneous leather goods.		316990-25	12/03	173.017	173.017	173.017	172.258	173.341
Secondary products and miscellaneous receipts.		316990-SM						

See footnotes at end of table.

Table 11. Producer price indexes for net output of selected industries and their products, not seasonally adjusted — Continued
[July 2023]

Title ¹	Industry code	Product code	Index base	Unadjusted index ²				
				Mar. 2023	Apr. 2023 ^p	May 2023 ^p	June 2023 ^p	July 2023 ^p
Other leather and allied product manufacturing - Continued								
Miscellaneous receipts.....		316990-M	12/11	154.304	154.304	154.304	154.304	154.304
Wood product manufacturing.....	321		12/03	185.720	185.140	185.476	185.132	185.585
Sawmills and wood preservation.....	3211		12/03	149.097	148.636	149.400	147.627	150.750
Sawmills and wood preservation.....	32111		12/03	149.097	148.636	149.400	147.627	150.750
Sawmills.....	321113		12/80	208.419	205.941	207.417	204.120	209.081
Primary products.....		321113-P	12/03	139.137	137.414	138.637	136.387	140.014
Hardwood lumber, made in sawmills.....		321113-1	12/03	102.076	100.906	102.914	99.592	97.809
Softwood lumber, made in sawmills.....		321113-3	12/03	138.647	136.718	137.429	135.512	142.404
Softwood dressed lumber, less than 2 inches in nominal thickness, not edge worked.....		321113-32	06/12	160.724	154.745	150.955	140.520	133.360
Softwood dressed 2-inch lumber, 2 inches in nominal thickness only, not edge worked.....		321113-33	06/12	146.221	144.210	145.685	145.346	161.525
Softwood dressed lumber and timbers, more than 2 inches in nominal thickness, not edge worked.....		321113-34	06/12	139.570	140.416	144.057	137.592	134.963
Wood chips, excluding field chips.....		321113-5	12/80	147.532	146.335	146.799	147.580	146.896
Wood ties, siding, shingles, and shakes, and contract sawing of logs owned by others.....		321113-7	12/03	174.438	174.167	176.609	176.588	178.739
Secondary products and miscellaneous receipts.....		321113-SM						
Wood preservation.....	321114		06/85	283.549	291.080	290.581	290.982	294.226
Primary products.....		321114-P	06/85	277.604	284.935	284.024	284.490	287.935
Wood poles, piles, and posts owned and treated by the same establishment.....		321114-1	06/85	415.669	432.224	434.779	438.201	443.134
Other wood products owned and treated by the same establishment.....		321114-5	06/85	241.410	244.582	240.978	239.645	243.038
Receipts for treating wood owned by others w/ arsenical chemicals, creosote, & other chemicals.....		321114-9	06/85	224.650	223.778	223.781	222.538	222.953
Secondary products and miscellaneous receipts.....		321114-SM						
Plywood and engineered wood product mfg.....	3212		12/03	178.331	177.563	179.509	180.130	180.546
Plywood and engineered wood product mfg.....	32121		12/03	178.331	177.563	179.509	180.130	180.546
Hardwood veneer and plywood manufacturing.....	321211		06/85	227.584	225.592	222.223	222.946	222.369
Primary products.....		321211-P	06/85	237.876	235.531	231.845	232.817	232.157
Hardwood veneer, including veneer backed with paper, cloth, or other flexible material.....		321211-1	12/03	142.933	143.143	138.173	139.320	139.536
Hardwood plywood.....		321211-4	12/12	154.517	151.597	152.194	151.191	149.512
Hardwood veneered panels, including two-ply veneers.....		321211-7	06/85	240.681	234.831	235.240	238.334	238.436
Secondary products and miscellaneous receipts.....		321211-SM						
Softwood veneer and plywood manufacturing.....	321212		12/80	249.611	249.130	246.749	243.263	241.933
Primary products.....		321212-P	12/80	255.090	254.550	253.786	249.850	248.383
Softwood veneer, incl. veneer backed w/ paper, cloth, or other flexible material.....		321212-1	12/80	180.557	177.746	177.446	176.733	177.696
Softwood plywood products: rough, sanded, and specialties.....		321212-4	12/11	179.128	180.057	179.390	175.510	173.401
Secondary products and miscellaneous receipts.....		321212-SM						
Secondary products.....		321212-S	12/80	256.997	256.997	237.690	237.855	237.579
Engineered wood member manufacturing.....	321215		12/22	94.240	92.266	91.359	90.788	91.543
Primary products.....		321215-P	12/22	94.575	92.273	91.313	90.719	90.830
Engineered wood members (excluding trusses).....		321215-1	12/06	222.696	220.001	218.180	217.465	216.839
Laminated veneer lumber.....		321215-11	12/03	258.857	258.857	253.007	-	-
Other engineered structural wood members, excluding trusses & laminated veneer lumber.....		321215-12	12/03	273.601	268.413	268.413	268.136	267.990
Wood trusses.....		321215-2	12/03	285.868	277.470	274.333	272.171	272.983
Secondary products and miscellaneous receipts.....		321215-SM						
Reconstituted wood product manufacturing.....	321219		06/91	260.853	265.543	280.751	287.292	287.270
Primary products.....		321219-P	06/91	261.042	266.459	282.654	289.485	289.475
Hardboard products.....		321219-B	12/11	184.690	184.599	183.150	183.150	183.150
Particleboard made from particleboard produced at the same location.....		321219-1	12/82	370.942	367.929	363.443	366.051	365.941
Secondary products and miscellaneous receipts.....		321219-SM						
Other wood product manufacturing.....	3219		12/03	204.137	203.604	202.883	202.738	201.960
Millwork.....	32191		12/03	198.422	196.910	195.924	196.577	195.849
Wood window and door manufacturing.....	321911		12/03	206.575	203.743	202.894	202.600	201.408
Primary products.....		321911-P	12/03	203.528	200.773	199.980	199.762	198.460
Wood window units.....		321911-1	06/83	376.091	376.091	376.091	376.091	376.091
Double hung wood window units.....		321911-11	06/13	167.180	167.180	167.180	167.180	167.180
Casement wood window units.....		321911-12	06/13	184.848	184.848	184.848	184.848	184.848
All other wood window units, including horizontal sliding, awning and single hung.....		321911-13	06/13	157.605	157.605	157.605	157.605	157.605
Wood sash, excluding sash shipped in window units.....		321911-3	06/83	378.806	378.806	378.806	378.806	378.806
Wood window & door frames, incl. door frames in door units, excl. window frames in window units.....		321911-5	06/83	236.128	227.531	222.679	221.356	213.137

See footnotes at end of table.

Table 11. Producer price indexes for net output of selected industries and their products, not seasonally adjusted — Continued
[July 2023]

Title ¹	Industry code	Product code	Index base	Unadjusted index ²				
				Mar. 2023	Apr. 2023 ^P	May 2023 ^P	June 2023 ^P	July 2023 ^P
Wood window and door manufacturing - Continued								
Wood panel, flush, & molded face doors, interior & exterior, incl. doors with glazed sections.....		321911-7	06/83	360.154	350.945	350.349	350.209	350.209
Other wood doors, incl. garage, patio, bifold, cabinet, screen, storm and louver. ...		321911-9	06/83	324.259	322.912	323.128	323.154	322.732
Secondary products and miscellaneous receipts.....		321911-SM						
Secondary products.....		321911-S	12/03	195.211	190.393	188.337	186.561	186.788
Cut stock, resawing lumber, and planing.....	321912		12/03	191.029	189.787	186.926	188.677	188.434
Primary products.....		321912-P	12/03	184.775	183.328	179.996	182.454	182.172
Softwood lumber, made from purchased lumber.....		321912-3	12/03	232.586	231.394	232.460	232.150	233.151
Hardwood cut stock and dimension.....		321912-6	06/84	266.124	266.124	266.124	277.168	277.168
Softwood cut stock and dimension.....		321912-8	12/80	227.403	230.074	210.493	207.970	208.905
Sawn wood fence stock, wood lath, and contract resawing and planing.....		321912-9	12/03	213.544	213.544	213.544	213.544	213.544
Secondary products and miscellaneous receipts.....		321912-SM						
Other millwork, including flooring.....	321918		12/03	188.690	189.039	189.266	190.539	190.164
Primary products.....		321918-P	12/03	186.578	187.643	187.787	188.075	187.992
Wood moldings.....		321918-2	06/83	371.564	370.707	372.303	372.303	371.915
Other wood millwork products, including stairwork, exterior millwork, and softwood flooring.....		321918-5	12/03	162.241	163.419	163.777	163.714	163.714
Hardwood flooring.....		321918-7	06/84	261.050	264.157	262.780	264.406	264.276
Hardwood flooring, other than oak and maple.....		321918-72	12/03	177.261	177.261	177.261	177.261	177.261
Oak and maple hardwood flooring.....		321918-73	06/84	235.683	238.672	237.347	238.912	238.787
Secondary products and miscellaneous receipts.....		321918-SM						
Miscellaneous receipts.....		321918-M	12/03	—	166.275	166.988	—	—
Secondary products.....		321918-S	12/03	233.381	232.537	232.958	230.268	225.978
Wood container and pallet manufacturing.....	32192		12/03	205.974	205.318	203.026	200.289	197.793
Wood container and pallet manufacturing.....	321920		12/03	205.959	205.303	203.023	200.282	197.784
Primary products.....		321920-P	12/03	199.181	198.558	196.812	194.016	191.505
Nailed and lock-corner wood boxes.....		321920-1	06/85	209.169	209.169	209.169	209.169	209.169
Wood box and crate shook.....		321920-3	06/85	245.420	238.109	235.449	235.449	236.445
Wood pallets and pallet containers, wood and metal combination.....		321920-5	12/03	215.374	214.720	212.721	209.301	206.177
Other wood container parts and wood containers.....		321920-7	12/03	125.120	127.792	127.792	127.792	127.792
Secondary products and miscellaneous receipts.....		321920-SM						
Miscellaneous receipts.....		321920-M	12/03	312.357	307.704	273.038	266.350	259.036
Secondary products.....		321920-S	12/03	185.419	185.174	177.457	178.756	179.267
All other wood product manufacturing.....	32199		12/03	202.769	204.067	204.893	205.048	205.354
Manufactured home, mobile home, manufacturing.....	321991		06/81	489.585	489.585	491.790	492.605	492.402
Primary products.....		321991-P	06/81	489.635	489.635	491.841	492.656	492.453
Manufactured homes (mobile homes), all width sizes (incl. multisection).....		321991-1	06/81	490.638	490.638	492.848	493.665	493.461
Secondary products and miscellaneous receipts.....		321991-SM						
Prefabricated wood building manufacturing.....	321992		12/84	397.691	403.726	404.328	405.445	403.962
Primary products.....		321992-P	12/84	383.045	389.026	389.615	390.756	389.184
Prefabricated stationary wood buildings, components (not sold as complete units).....		321992-1	12/89	199.312	199.312	197.866	197.416	197.416
Prefabricated stationary wood buildings, shipped in panel form (complete units) ...		321992-5	12/84	579.536	588.448	590.003	590.269	—
Prefabricated stationary wood buildings, precut packages (complete units).....		321992-6	12/84	517.848	518.731	520.553	527.510	527.311
Prefabricated stationary wood buildings, shipped in three-dimensional assemblies.....		321992-7	12/84	394.647	406.150	406.521	406.521	397.731
Prefabricated stationary wood buildings, three-dimensional assemblies, residential.....		321992-71	12/84	384.397	396.850	397.251	397.251	387.735
Prefabricated stationary wood buildings, three-dimensional assemblies, nonresidential.....		321992-72	12/84	461.648	461.648	461.655	461.655	461.655
Secondary products and miscellaneous receipts.....		321992-SM						
Miscellaneous receipts.....		321992-M	06/98	282.494	282.573	283.090	281.806	286.465
Secondary products.....		321992-S	08/92	399.401	399.440	399.110	398.754	398.423
Miscellaneous wood product manufacturing.....	321999		12/03	142.700	143.515	144.324	144.083	145.143
Primary products.....		321999-P	06/84	212.157	213.681	213.681	213.319	215.062
All other miscellaneous wood products.....		321999-0	06/02	138.625	139.621	139.621	139.384	140.523
Secondary products and miscellaneous receipts.....		321999-SM						
Paper manufacturing.....	322		12/03	186.952	186.205	185.882	185.133	184.385
Pulp, paper & paperboard mills.....	3221		12/03	183.963	182.691	181.677	180.320	178.699
Pulp mills.....	32211		12/82	280.803	259.964	241.324	234.120	225.322
Pulp mills.....	322110		12/82	280.801	259.962	241.323	234.119	225.321
Primary products.....		322110-P	12/82	310.801	287.736	267.105	259.131	249.393
Special alpha and dissolving wood pulp, incl. sulfite and sulfate and other wood pulp.....		322110-6	12/11	142.070	130.332	119.600	115.300	111.134
All other miscellaneous pulp, other than wood, and pulp mill by-products, incl. turpentine.....		322110-9	06/88	443.297	437.401	437.401	440.845	420.505

See footnotes at end of table.

Table 11. Producer price indexes for net output of selected industries and their products, not seasonally adjusted — Continued
[July 2023]

Title ¹	Industry code	Product code	Index base	Unadjusted index ²				
				Mar. 2023	Apr. 2023 ^p	May 2023 ^p	June 2023 ^p	July 2023 ^p
Paper mills.....	32212		06/81	245.113	245.508	244.777	243.901	242.851
Paper mills.....	322120		12/03	167.577	167.880	167.400	166.778	166.073
Primary products.....		322120-P	12/03	168.396	169.125	169.330	168.294	167.895
Bleached bristol, clay-coated, uncoated, and industrial converted paper.....		322120-1	12/11	131.402	132.999	133.014	132.096	131.737
Construction paper.....		322120-2	12/11	138.360	138.360	135.806	134.529	134.529
Sanitary tissue paper products, made in paper mills.....		322120-4	06/83	246.833	247.114	248.611	247.976	247.481
Newsprint and uncoated ground-wood paper.....		322120-5	12/03	142.997	141.426	142.369	137.089	135.483
Secondary products and miscellaneous receipts.....		322120-SM						
Paperboard mills.....	32213		12/82	387.943	385.462	385.749	382.209	378.063
Paperboard mills.....	322130		12/82	388.374	385.890	386.175	382.644	378.503
Primary products.....		322130-P	12/82	370.794	368.423	368.545	366.129	362.876
Bleached packaging and industrial converting paperboard.....		322130-B	05/21	130.842	130.842	130.842	130.842	130.842
Unbleached kraft packaging and industrial converting paperboard.....		322130-1	12/82	365.560	364.173	364.173	363.888	360.630
Recycled paperboard.....		322130-7	12/82	421.439	413.306	413.916	405.366	397.774
Secondary products and miscellaneous receipts.....		322130-SM						
Converted paper product mfg.....	3222		12/03	191.030	190.551	190.687	190.193	189.860
Paper container mfg.....	32221		12/84	327.991	326.106	327.205	324.964	323.732
Corrugated and solid fiber box manufacturing.....	322211		03/80	438.893	433.457	432.625	428.129	425.671
Primary products.....		322211-P	03/80	439.889	434.372	433.288	428.812	426.266
Corrugated and solid fiber boxes, including pallets.....		322211-0	03/80	439.889	434.372	433.288	428.812	426.266
Corrugated shipping containers for food and beverages and carryout boxes for retail food.....		322211-01	03/80	371.643	365.891	365.735	364.832	363.216
Corrugated shipping containers for paper and allied products.....		322211-02	03/80	451.040	447.987	445.946	406.265	402.807
Corrugated shipping containers for metal and electrical machinery.....		322211-03	06/02	264.950	263.039	262.992	262.340	261.257
Corrugated shipping containers for all other end uses.....		322211-04	03/80	444.716	438.376	438.329	434.769	433.546
Corrugated paperboard in sheets and rolls, lined and unlined.....		322211-05	03/80	374.014	366.839	363.870	369.266	364.191
Other corrugated and solid fiber products, including containers, pallets, pads, etc.....		322211-09	06/02	259.730	258.695	257.733	257.550	256.503
Secondary products and miscellaneous receipts.....		322211-SM						
Miscellaneous receipts.....		322211-M	06/02	290.177	303.127	304.975	291.614	291.447
Secondary products.....		322211-S	12/90	219.202	214.950	218.605	217.556	217.562
Folding paperboard box manufacturing.....	322212		12/83	236.416	238.965	243.234	243.269	243.080
Primary products.....		322212-P	12/83	231.023	233.619	237.967	238.001	237.812
Folding paperboard boxes, packaging, and packaging components.....		322212-0	12/83	231.023	233.619	237.967	238.001	237.812
Secondary products and miscellaneous receipts.....		322212-SM						
Other paperboard container manufacturing.....	322219		12/11	143.453	143.905	144.995	145.034	145.239
Primary products.....		322219-P	12/11	147.983	148.492	149.720	149.764	149.996
Setup (rigid) paperboard boxes.....		322219-1	12/83	497.691	496.872	500.001	503.308	503.308
Paperboard fiber drums with ends of any material.....		322219-7	12/85	504.353	502.569	503.878	504.259	504.254
Fiber cans, tubes, and similar fiber products.....		322219-8	12/85	421.649	429.890	431.345	431.294	433.799
Fiber cans, all fiber and composite.....		322219-81	12/85	365.526	377.493	379.782	380.161	383.799
Fiber cores and tubes.....		322219-82	12/85	461.988	461.988	461.612	460.644	460.644
Paperboard cones, reels, spools, bobbins, blocks, and all vulcanized fiber products.....		322219-83	12/02	153.791	153.791	153.791	153.791	153.791
Secondary products and miscellaneous receipts.....		322219-SM						
Paper bag and coated and treated paper mfg.....	32222		12/03	176.430	176.579	176.250	176.658	176.638
Paper bag and coated and treated paper manufacturing.....	322220		12/11	134.115	134.228	133.978	134.288	134.273
Primary products.....		322220-P	12/11	133.894	134.009	133.751	134.038	134.022
Specialty bags, pouches, and liners, multiweb laminations and foil, except film-film.....		322220-C	12/83	311.594	310.674	310.656	311.355	310.783
Uncoated single-web paper grocers' bags and sacks and variety and shopping bags.....		322220-D	12/83	428.583	483.162	491.421	491.421	492.458
Laminated aluminum foil rolls and sheets for flexible packaging uses.....		322220-F	12/03	164.236	163.509	163.509	163.509	164.670
Pasted, lined, laminated, or surface-coated paperboard.....		322220-G	12/84	339.591	339.591	339.591	339.591	339.591
Single-web paper, rolls and sheets, including waxed, for flexible packaging uses.....		322220-H	12/87	300.266	299.452	299.452	299.452	299.452
Multiweb laminated rolls and sheets, except foil, for flexible packaging uses.....		322220-J	12/03	168.568	170.815	163.377	163.234	163.234
Printing paper, coated at establishments other than where paper was produced.....		322220-K	12/82	261.838	261.838	261.838	-	-
Pressure-sensitive products.....		322220-N	12/82	249.823	247.070	248.154	249.020	247.200
Wallcoverings.....		322220-7	06/85	185.417	185.417	185.417	185.417	185.417
Converted foil for nonpackaging applications.....		322220-8	06/13	121.419	121.419	121.419	121.419	121.419
Other coated and processed papers, except for packaging uses.....		322220-9	12/11	123.065	121.408	119.468	119.659	121.697
Secondary products and miscellaneous receipts.....		322220-SM						
Miscellaneous receipts.....		322220-M	12/11	118.152	118.152	118.152	121.700	121.700
Stationery product mfg.....	32223		12/03	208.397	211.562	209.390	209.104	209.889
Stationery product manufacturing.....	322230		12/11	162.937	165.411	163.712	163.489	164.103
Primary products.....		322230-P	12/11	164.264	166.814	165.092	164.866	165.509

See footnotes at end of table.

Table 11. Producer price indexes for net output of selected industries and their products, not seasonally adjusted — Continued
[July 2023]

Title ¹	Industry code	Product code	Index base	Unadjusted index ²				
				Mar. 2023	Apr. 2023 ^P	May 2023 ^P	June 2023 ^P	July 2023 ^P
Stationery product manufacturing - Continued								
Die-cut paper and paperboard office supplies.....		322230-4	12/89	285.356	285.356	285.356	285.356	285.356
Envelopes, commercial, all types and materials.....		322230-5	12/84	256.688	257.456	257.398	255.120	255.729
Tablets, pads and related products.....		322230-9	06/85	270.663	270.663	270.663	272.888	272.888
Secondary products and miscellaneous receipts.....		322230-SM						
Miscellaneous receipts.....		322230-M	12/11	127.472	128.397	125.719	125.361	124.795
Other converted paper product mfg.....	32229		12/03	147.952	147.794	147.474	148.712	149.037
Sanitary paper product manufacturing.....	322291		12/03	133.862	133.757	133.762	135.346	135.801
Primary products.....		322291-P	06/83	195.109	194.928	194.995	197.300	197.945
Disposable diapers and similar disposable products, made from purchased sanitary paper stock.....		322291-2	12/03	103.668	103.668	103.668	103.668	103.668
Sanitary tissue paper products, made from purchased sanitary paper stock or wadding.....		322291-5	12/03	169.544	169.250	169.358	173.110	174.159
Secondary products and miscellaneous receipts.....		322291-SM						
Miscellaneous receipts.....		322291-M	12/03	277.492	274.859	245.348	279.341	322.484
All other converted paper product mfg.....	322299		12/03	184.018	183.716	182.352	182.368	182.240
Primary products.....		322299-P	12/03	180.924	181.103	179.804	179.812	179.687
Molded pulp goods, including egg cartons, florist pots, food trays, etc.....		322299-1	12/03	193.875	195.284	194.085	194.485	192.874
Miscellaneous converted paper and paperboard products.....		322299-3	12/03	178.027	177.820	176.481	176.365	176.709
Secondary products and miscellaneous receipts.....		322299-SM						
Printing and related support activities.....	323		12/03	158.727	158.487	158.513	158.528	158.609
Printing and related support activities.....	3231		12/03	158.917	158.676	158.702	158.717	158.798
Printing.....	32311		12/03	160.554	160.310	160.340	160.343	160.429
Commercial screen printing.....	323113		12/03	129.276	129.480	129.664	129.721	129.603
Primary products.....		323113-P	12/03	128.911	129.048	129.263	129.263	129.085
Screen printing on garments, apparel accessories, and other fabric articles, excluding labels.....		323113-4	06/90	164.198	164.432	164.797	164.797	164.495
Screen printing (excluding on textiles, apparel, apparel accessories, and labels)...		323113-6	12/06	127.459	127.459	127.459	127.459	127.459
Secondary products and miscellaneous receipts.....		323113-SM						
Miscellaneous receipts.....		323113-M	12/03	138.010	140.947	140.947	143.085	143.085
Secondary products.....		323113-S	12/03	121.575	121.651	121.669	121.669	121.907
Books printing.....	323117		12/83	276.188	278.060	277.422	277.334	279.000
Primary products.....		323117-P	12/83	275.228	277.523	276.736	276.628	278.847
Other book and pamphlet printing and binding.....		323117-E	06/93	157.678	157.678	157.606	157.605	157.605
Textbook printing and binding.....		323117-1	06/93	157.066	157.066	155.596	155.590	155.590
Technical, scientific, & professional book printing & binding.....		323117-3	06/93	156.432	156.714	156.120	156.114	153.511
Religious book printing and binding.....		323117-5	06/93	197.552	198.680	197.955	197.895	198.728
General book (trade, etc.) printing & binding.....		323117-7	06/93	251.366	255.829	255.829	255.625	260.902
Secondary products and miscellaneous receipts.....		323117-SM						
Commercial printing, except screen and books.....	32311K		12/11	142.911	142.561	142.594	142.594	142.635
Primary products.....		32311K-P	12/11	138.231	137.796	137.722	137.722	137.761
Commercial lithographic printing.....		32311K-0	06/82	217.433	216.252	216.292	216.292	216.182
Other commercial and general job printing (lithographic).....		32311K-0B	12/01	146.139	147.004	147.061	147.061	144.229
Magazine and periodical printing (lithographic).....		32311K-01	06/82	183.786	182.158	182.158	182.158	181.317
Label and wrapper printing (lithographic).....		32311K-03	06/82	173.774	170.184	170.184	170.184	170.184
Catalog and directory printing (lithographic).....		32311K-05	06/82	174.488	172.951	172.951	172.951	172.672
Advertising printing (lithographic).....		32311K-09	06/82	185.019	184.601	184.686	184.686	185.098
Commercial flexographic printing.....		32311K-2	12/03	203.376	203.376	203.624	203.624	203.624
Label and wrapper printing (flexographic).....		32311K-21	12/01	198.701	198.701	198.999	198.999	198.999
Quick printing.....		32311K-4	12/03	139.358	139.358	139.358	139.358	139.358
Digital printing.....		32311K-5	12/03	129.265	128.975	128.995	128.995	129.231
Manifold business forms printing.....		32311K-6	12/03	217.912	217.912	217.912	217.912	217.912
Other commercial printing.....		32311K-9	12/03	129.571	129.002	129.002	129.002	129.002
All other commercial and general job printing.....		32311K-9V	09/18	129.104	129.104	129.104	129.104	-
Secondary products and miscellaneous receipts.....		32311K-SM						
Miscellaneous receipts.....		32311K-M	12/11	148.504	148.256	148.261	148.250	148.242
Secondary products.....		32311K-S	12/11	236.709	236.731	237.472	237.472	237.550
Support activities for printing.....	32312		12/03	118.650	118.533	118.404	118.830	118.733
Support activities for printing.....	323120		12/11	120.396	120.277	120.146	120.578	120.480
Primary products.....		323120-P	12/11	118.428	118.301	118.166	118.603	118.475
Softcover, pamphlet, sample book, and other binding of books and materials printed elsewhere.....		323120-3	12/06	150.605	150.195	149.490	152.015	152.366
Miscellaneous binding and postpress work, incl collating, perforating, folding, gluing, etc.....		323120-5	12/06	134.414	134.095	133.748	133.661	132.438
Prepress services, excl platemaking (incl film, assembled flats, color sep., typesetting, etc.).....		323120-7	12/03	97.756	97.756	97.756	97.756	-

See footnotes at end of table.

Table 11. Producer price indexes for net output of selected industries and their products, not seasonally adjusted — Continued
[July 2023]

Title ¹	Industry code	Product code	Index base	Unadjusted index ²				
				Mar. 2023	Apr. 2023 ^p	May 2023 ^p	June 2023 ^p	July 2023 ^p
Support activities for printing - Continued								
Printing plates and cylinders, prepared for printing (excl blank plates and blank cylinders).....		323120-9	12/03	105.112	105.112	105.112	105.112	—
Secondary products and miscellaneous receipts.....		323120-SM						
Petroleum and coal products manufacturing.....	324		12/84	380.578	376.043	349.387	347.565	340.041
Petroleum and coal products mfg.....	3241		12/84	380.578	376.043	349.387	347.565	340.041
Petroleum refineries.....	32411		06/85	378.560	374.330	345.837	343.764	335.679
Petroleum refineries.....	324110		06/85	378.596	374.366	345.873	343.800	335.714
Primary products.....		324110-P	06/85	392.452	387.974	357.811	355.481	346.921
Kerosene, except jet fuel.....		324110-B	06/85	358.672	346.047	308.499	305.133	315.290
Light fuel oils.....		324110-C	06/85	480.847	457.333	427.910	402.471	372.304
Home heating oil and other distillates, NEC.....		324110-C1	06/85	345.905	318.674	285.525	289.703	309.053
Diesel fuel.....		324110-C2	06/85	508.595	484.638	454.579	425.680	390.136
Heavy fuel oils, including No. 5, No. 6, heavy diesel, gas enrichment oils, etc.....		324110-E	06/85	246.441	243.888	271.142	244.437	255.339
Unfinished oils and lubricating oil base stock.....		324110-J	06/85	536.077	525.546	458.601	461.939	448.308
Liquefied refinery gases, including other aliphatics (feed stock and other uses)....		324110-R	06/85	638.074	678.121	624.866	715.754	512.939
Other finished petroleum products, including waxes.....		324110-T	06/85	818.737	532.766	420.699	462.496	478.791
Gasoline, including finished base stocks and blending agents.....		324110-I	06/85	295.389	317.376	294.329	298.101	299.902
Motor gasoline, including finished base stocks and blending agents.....		324110-12	06/85	296.597	319.185	295.991	299.459	301.267
Regular gasoline.....		324110-121	06/85	287.803	309.632	285.147	288.162	289.025
Mid-premium gasoline.....		324110-122	12/87	429.722	474.597	434.185	450.279	448.906
Premium gasoline.....		324110-123	06/85	315.420	339.181	322.977	327.528	333.310
Jet fuel.....		324110-6	06/85	384.333	335.492	296.568	301.123	310.243
Asphalt.....		324110-9	06/85	221.571	250.253	260.632	269.388	269.893
Secondary products and miscellaneous receipts.....		324110-SM1						
Asphalt paving and roofing materials mfg.....	32412		12/84	358.918	347.891	344.256	346.404	347.352
Asphalt paving mixture & block manufacturing.....	324121		06/81	429.952	401.454	392.658	391.709	390.697
Primary products.....		324121-P	06/81	431.167	401.282	392.281	391.292	390.238
Asphalt paving mixtures & blocks.....		324121-0	06/81	431.167	401.282	392.281	391.292	390.238
Emulsified asphalt, including liquid additives.....		324121-0111	12/04	272.815	275.012	278.557	278.499	279.563
Other liquid asphalt and tar paving materials, including cut-backs.....		324121-0121	12/04	403.670	404.874	389.180	385.097	387.811
Asphalt and tar paving mixt. (excl liquid), incl bitum. or asph. concrete, asph. paving cement.....		324121-0131	12/04	294.592	256.570	244.273	243.392	241.191
Secondary products and miscellaneous receipts.....		324121-SM						
Miscellaneous receipts.....		324121-M	12/04	201.008	202.351	202.351	202.351	202.351
Secondary products.....		324121-S	06/81	367.016	373.570	364.366	364.366	364.366
Asphalt shingle and coating materials manufacturing.....	324122		06/84	330.313	337.234	338.845	344.757	348.026
Primary products.....		324122-P	06/84	332.918	340.025	341.695	347.799	351.165
Roofing asphalts and pitches, coatings, and cements.....		324122-1	06/84	300.756	298.929	300.092	300.913	300.913
Prepared asphalt and tar roofing and siding products, incl. saturated felts for nonbuilding use.....		324122-2	06/84	334.158	342.028	343.736	350.282	353.932
Asphalt smooth-surfaced roll roofing and cap sheets, organic and fiberglass base.....		324122-21	12/12	144.404	153.418	144.347	155.638	155.638
Asphalt mineral-surfaced roll roofing and cap sheets, organic and fiberglass base.....		324122-22	06/06	270.236	270.235	278.571	278.571	278.571
Other prepared asphalt and tar products for roofing and siding.....		324122-27	06/06	176.414	176.307	177.057	177.692	177.875
Secondary products and miscellaneous receipts.....		324122-SM						
Other petroleum and coal products mfg.....	32419		12/84	571.050	566.477	564.469	564.702	561.863
Petroleum lubricating oil and grease mfg.....	324191		12/80	641.721	635.493	636.061	637.573	635.160
Primary products.....		324191-P	12/80	679.527	672.306	672.967	674.725	671.928
Petroleum lubricating oils and greases, refined petroleum.....		324191-0	12/80	679.527	672.306	672.967	674.725	671.928
Lubricating oils (incl. hydraulic fluids, etc.), refined petroleum.....		324191-011	12/80	708.127	700.001	700.741	698.123	694.996
Secondary products and miscellaneous receipts.....		324191-SM						
Miscellaneous receipts.....		324191-M	12/80	392.596	401.406	401.406	401.406	400.766
All other petroleum and coal products mfg.....	324199		12/03	378.737	377.865	370.891	368.555	365.114
Primary products.....		324199-P	12/03	392.047	391.132	383.823	381.373	377.767
Coke oven and blast furnace products, made in coke oven establishments.....		324199-3	12/09	206.524	205.235	209.201	206.667	208.711
All other petroleum and coal products (excl. coke oven products), made in coke oven estab.....		324199-9	12/02	432.956	432.053	422.939	420.400	415.892
Secondary products and miscellaneous receipts.....		324199-SM						
Secondary products.....		324199-S	12/09	181.969	181.969	181.969	181.969	181.969
Chemical mfg.....	325		12/84	362.338	362.955	361.187	358.106	355.087
Basic chemical mfg.....	3251		12/84	455.852	456.320	452.057	445.772	439.240
Petrochemical mfg.....	32511		12/03	157.577	161.007	153.395	142.352	143.807
Petrochemical manufacturing.....	325110		12/03	158.071	161.453	153.711	142.584	144.064

See footnotes at end of table.

Table 11. Producer price indexes for net output of selected industries and their products, not seasonally adjusted — Continued
[July 2023]

Title ¹	Industry code	Product code	Index base	Unadjusted index ²				
				Mar. 2023	Apr. 2023 ^p	May 2023 ^p	June 2023 ^p	July 2023 ^p
Petrochemical manufacturing - Continued								
Primary products.....		325110-P	12/03	166.489	167.434	154.469	140.557	143.036
Secondary products and miscellaneous receipts.....		325110-SM						
Industrial gas mfg.	32512		12/03	234.714	232.930	235.615	231.790	232.546
Industrial gas manufacturing.....	325120		12/03	235.422	233.631	236.325	232.488	233.247
Primary products.....		325120-P	06/81	391.608	388.621	393.116	386.713	387.975
Oxygen.....		325120-A	06/81	560.255	569.972	593.068	587.615	587.481
Argon and hydrogen.....		325120-C	06/09	90.201	88.376	88.907	90.439	91.328
Other industrial gases (including fluorocarbon and acetylene).....		325120-T	06/09	273.618	264.543	264.721	257.570	258.813
Carbon dioxide.....		325120-4	06/81	657.946	668.831	687.283	687.287	688.294
Nitrogen.....		325120-7	06/81	285.591	294.373	294.397	289.389	289.897
Secondary products and miscellaneous receipts.....		325120-SM						
Synthetic dye and pigment mfg.	32513		12/03	184.581	183.456	187.752	188.390	181.845
Synthetic dye and pigment manufacturing.....	325130		12/11	121.953	121.210	124.048	124.469	120.145
Primary products.....		325130-P	12/11	120.239	119.505	122.357	122.777	118.433
All other inorganic pigments, including TiO ₂ , chrome colors, and other white opaque pigments.....		325130-N	09/21	125.833	126.533	130.209	130.928	125.030
Synthetic organic dyes, pigments, lakes, and toners.....		325130-R	09/21	119.472	114.061	114.687	114.210	114.210
Synthetic organic dyes.....		325130-R8	12/82	136.525	134.310	135.799	134.666	134.666
Synthetic organic pigments, lakes, and toners.....		325130-R9	12/82	217.747	202.028	202.028	202.028	202.028
Secondary products and miscellaneous receipts.....		325130-SM						
Secondary products.....		325130-S	12/11	142.530	142.530	142.530	141.958	141.958
Other basic inorganic chemical manufacturing.....	32518		12/03	421.314	414.240	408.672	403.714	385.188
Other basic inorganic chemical manufacturing.....	325180		12/10	183.491	180.409	177.982	175.824	167.765
Primary products.....		325180-P	12/10	149.144	146.787	144.942	143.111	135.888
Potassium and sodium compounds, excluding bleaches, alkalis, and alum.....		325180-A	12/82	668.399	668.545	647.771	648.055	625.950
All other inorganic chemicals.....		325180-H	12/03	385.661	384.997	385.418	382.968	378.101
Inorganic acids, excluding nitric, sulfuric and phosphoric.....		325180-3	12/82	180.647	178.045	171.831	169.065	167.187
Sodium hydroxide (caustic soda).....		325180-4	12/80	728.843	685.720	653.668	620.719	532.121
Carbon black, all processes.....		325180-6	12/83	607.658	601.382	614.132	599.059	613.889
Other alkalis.....		325180-7	12/11	181.468	179.532	178.540	179.245	164.769
Sulfuric acid.....		325180-9	12/82	171.574	179.453	174.382	174.399	174.399
Secondary products and miscellaneous receipts.....		325180-SM						
Miscellaneous receipts.....		325180-M	12/10	344.677	344.677	344.677	344.677	344.677
Secondary products.....		325180-S	12/10	264.680	251.649	241.065	237.727	237.477
Other basic organic chemical mfg.	32519		12/03	239.359	239.623	238.671	238.417	235.791
Ethyl alcohol manufacturing.....	325193		12/03	246.038	255.532	258.160	261.299	255.939
Primary products.....		325193-P	12/82	258.784	272.332	278.769	286.832	281.726
Ethyl alcohol.....		325193-0	12/82	256.756	272.182	282.061	291.328	288.514
Distillers' dried grains (dark and light) and dried solubles.....		325193-2	12/22	100.297	99.907	92.469	91.994	83.610
Secondary products and miscellaneous receipts.....		325193-SM						
Secondary products.....		325193-S	12/03	246.134	240.618	227.640	210.537	202.810
Cyclic crude, intermediate, and gum and wood chemical mfg.	325194		06/11	131.630	132.485	130.554	128.323	125.906
Primary products.....		325194-P	06/11	148.221	147.763	148.050	146.890	143.819
Gum and wood chemicals, including wood distillation products.....		325194-1	06/84	547.859	548.040	550.883	545.030	545.938
Cyclic crude and intermediate chemicals.....		325194-2	12/03	257.008	255.938	256.174	254.394	247.264
Secondary products and miscellaneous receipts.....		325194-SM						
All other basic organic chemical manufacturing.....	325199		12/03	246.580	242.469	240.098	238.708	237.418
Primary products.....		325199-P	12/82	418.386	411.296	405.244	402.741	400.310
Natural organic chemicals.....		325199-E	12/08	163.005	159.729	159.823	159.785	159.190
Synthetic organic chemicals for use as flavor and perfume materials.....		325199-H	12/03	133.765	133.765	184.350	184.350	184.350
Synthetic organic rubber-processing chemicals.....		325199-K	12/03	215.710	212.518	211.834	212.234	211.906
Synthetic organic plasticizers.....		325199-N	12/03	224.309	227.540	229.778	216.801	210.012
Other synthetic organic chemicals.....		325199-R	12/03	204.887	196.021	186.685	186.170	182.603
Miscellaneous end use chemicals and chemical products, excluding urea.....		325199-T	12/82	433.896	435.724	435.795	427.284	435.774
Miscellaneous cyclic and acyclic chemicals and chemical products, excluding fatty acid esters.....		325199-V	12/82	379.692	383.177	370.819	374.254	359.295
Fatty acids.....		325199-1	06/85	335.636	311.455	297.780	294.929	304.100
Industrial organic flavor oil mixtures and blends.....		325199-7	12/08	420.664	420.664	420.664	420.664	420.664
Secondary products and miscellaneous receipts.....		325199-SM						
Miscellaneous receipts.....		325199-M	12/82	1,559.799	1,618.679	1,618.679	1,618.679	1,619.332
Secondary products.....		325199-S	12/82	343.666	336.798	339.966	—	—
Resin, synthetic rubber, and artificial/synthetic fiber/filaments mfg.	3252		12/84	255.082	259.494	256.535	251.658	243.758
Resin and synthetic rubber mfg.	32521		12/03	205.910	209.829	207.510	203.422	196.218
Plastics material and resin manufacturing.....	325211		12/80	338.133	344.749	340.962	334.615	323.608

See footnotes at end of table.

Table 11. Producer price indexes for net output of selected industries and their products, not seasonally adjusted — Continued
 [July 2023]

Title ¹	Industry code	Product code	Index base	Unadjusted index ²				
				Mar. 2023	Apr. 2023 ^p	May 2023 ^p	June 2023 ^p	July 2023 ^p
Plastics material and resin manufacturing - Continued								
Primary products.....		325211-P	12/80	306.336	312.571	308.983	303.006	292.557
Thermoplastic resins and plastics materials.....		325211-1	12/80	297.618	304.313	303.284	297.044	287.729
Thermosetting resins and plastics materials.....		325211-4	12/80	362.297	364.998	342.725	338.833	320.336
Secondary products and miscellaneous receipts.....		325211-SM						
Synthetic rubber manufacturing.....	325212		06/81	258.582	261.986	258.864	250.471	234.144
Primary products.....		325212-P	06/81	255.882	259.285	256.164	247.771	231.510
Synthetic rubber (vulcanizable elastomers).....		325212-0	06/81	255.882	259.285	256.164	247.771	231.510
Secondary products and miscellaneous receipts.....		325212-SM						
Artificial fibers and filaments manufacturing.....	32522		12/03	155.602	154.977	152.515	150.960	153.881
Artificial fibers and filaments manufacturing.....	325220		06/81	158.431	157.793	155.282	153.707	156.687
Primary products.....		325220-P	06/81	163.572	162.883	160.172	158.769	161.986
Polyester manufactured fibers.....		325220-7	12/89	153.106	151.837	150.082	147.784	147.696
Other noncellulosic organic fibers, incl. polyamide, polyolefin, and producer-textured.....		325220-9	06/11	128.761	128.187	125.628	124.922	128.564
Secondary products and miscellaneous receipts.....		325220-SM						
Pesticide, fertilizer, and other agricultural chemical mfg.....	3253		12/84	320.000	307.620	298.740	288.318	285.337
Fertilizer mfg.....	32531		12/03	273.672	265.543	256.643	243.119	238.600
Nitrogenous fertilizer manufacturing.....	325311		12/79	493.804	461.176	429.743	376.106	359.969
Primary products.....		325311-P	12/79	483.435	451.281	420.290	367.469	351.560
Synthetic ammonia, nitric acid, ammonium compounds, and urea.....		325311-A	12/14	133.841	124.117	114.788	98.833	94.016
Fertilizer materials of organic origin.....		325311-7	06/03	142.664	142.539	141.916	141.479	141.479
Secondary products and miscellaneous receipts.....		325311-SM						
Secondary products.....		325311-S	12/79	546.612	544.062	544.064	534.082	534.060
Phosphatic fertilizer manufacturing.....	325312		12/79	505.530	504.371	493.209	485.971	485.434
Primary products.....		325312-P	12/79	417.341	416.321	407.112	401.070	401.070
Phosphoric acid, superphosphates, and other phosphatic fertilizer materials.....		325312-A	12/09	196.288	197.402	193.289	189.950	—
Mixed fertilizers, made in plants which manufacture fertilizer materials.....		325312-7	12/79	489.060	478.362	466.269	462.153	462.153
Secondary products and miscellaneous receipts.....		325312-SM						
Fertilizer, mixing only, manufacturing.....	325314		12/79	297.912	292.709	293.372	289.945	284.911
Primary products.....		325314-P	12/79	301.341	295.793	296.608	293.545	288.396
Mixed fertilizers, mixing only.....		325314-0	06/86	267.662	262.734	263.458	260.738	256.164
Mixed fertilizers, dry, mixing only.....		325314-01	06/03	212.323	207.139	207.345	205.534	203.666
Mixed fertilizers, liquid, mixing only.....		325314-02	06/86	241.278	243.644	246.258	241.953	228.436
Secondary products and miscellaneous receipts.....		325314-SM						
Miscellaneous receipts.....		325314-M	12/79	194.149	198.858	195.032	180.416	178.391
Pesticide and other agricultural chemical mfg.....	32532		12/03	170.515	162.053	158.312	156.259	156.164
Pesticide and other agricultural chemical manufacturing.....	325320		06/82	234.777	223.125	217.974	215.146	215.016
Primary products.....		325320-P	06/82	248.115	235.751	230.289	227.288	227.151
Agricultural and commercial pesticides and chemicals.....		325320-1	06/03	168.508	159.464	155.468	153.273	153.172
Lawn and garden pesticides and chemicals.....		325320-4	06/03	201.616	201.616	201.616	201.616	201.616
Household and institutional pesticides and chemicals.....		325320-7	06/03	186.275	186.275	186.275	186.275	186.275
Secondary products and miscellaneous receipts.....		325320-SM						
Pharmaceutical and medicine mfg.....	3254		12/84	566.196	567.461	566.618	566.314	568.065
Pharmaceutical and medicine mfg.....	32541		12/03	236.405	236.933	236.581	236.454	237.185
Medicinal and botanical manufacturing.....	325411		06/82	183.581	183.723	183.724	183.528	183.487
Primary products.....		325411-P	06/82	186.931	187.089	187.091	186.871	186.826
Synthetic organic medicinal chemicals, medicinal & botanical drugs, & other products.....		325411-0	12/11	104.273	104.362	104.363	104.240	104.215
Secondary products and miscellaneous receipts.....		325411-SM1						
Pharmaceutical preparation manufacturing.....	325412		06/81	893.870	894.554	893.734	893.653	896.097
Primary products.....		325412-P	06/81	977.614	978.391	977.455	977.362	980.106
Pharmaceuticals acting on the respiratory system, for human use.....		325412-A	06/01	223.761	223.849	223.849	223.849	224.158
Antihistamines and bronchodilators, including antiasthmatics.....		325412-A111	06/81	1,151.272	1,152.022	1,152.022	1,152.022	1,152.022
Other respiratory preparations.....		325412-A112	06/01	226.522	226.522	226.522	226.522	227.308
Other respiratory preparations, over-the-counter.....		325412-A112OC	05/17	108.533	108.533	108.533	108.533	108.533
Other respiratory preparations, prescription.....		325412-A112RX	05/17	110.462	110.462	110.462	110.462	111.241
Pharmaceuticals acting on the digestive or the genito-urinary systems, for human use.....		325412-D	06/01	196.078	195.201	195.201	192.087	192.088
Other digestive or genito-urinary preparations.....		325412-D112	06/01	202.604	201.697	201.697	198.480	198.482
Other digestive or genito-urinary preparations, prescription.....		325412-D112RX	05/17	102.235	101.689	101.689	99.753	99.754
Pharmaceuticals acting on the skin, for human use.....		325412-G	06/01	179.687	178.670	178.670	178.670	178.670
Other pharmaceutical preparations acting on the skin.....		325412-G311	12/09	109.643	108.949	108.949	108.949	108.949
Anti-acne preparations.....		325412-G611	12/09	106.130	106.130	106.130	106.130	106.130
Vitamin, nutrient, and hematonic preparations, for human use.....		325412-L	06/01	148.639	149.135	149.465	149.465	149.465

See footnotes at end of table.

Table 11. Producer price indexes for net output of selected industries and their products, not seasonally adjusted — Continued
[July 2023]

Title ¹	Industry code	Product code	Index base	Unadjusted index ²				
				Mar. 2023	Apr. 2023 ^p	May 2023 ^p	June 2023 ^p	July 2023 ^p
Pharmaceutical preparation manufacturing - Continued								
Multivitamins.....		325412-L111	06/81	200.536	200.536	200.536	200.536	200.536
Other vitamins and nutrients.....		325412-L112	06/01	157.708	158.491	158.491	158.491	158.491
Pharmaceuticals affecting parasitic and infective diseases, for human use.....		325412-Q	06/01	281.449	281.449	281.449	281.449	282.077
Broad and medium spectrum antibiotics.....		325412-Q111	06/81	603.966	603.966	603.966	603.966	603.966
Systemic antivirals.....		325412-Q112	06/01	294.106	294.106	294.106	294.106	294.106
Other parasitic and infective diseases.....		325412-Q113	06/01	313.664	313.664	313.664	313.664	315.147
Pharmaceuticals for veterinary use, incl medicinal premixes/pet care products.....		325412-W	06/81	209.500	209.500	209.500	209.500	209.500
Pharmaceuticals affecting neoplasms, the endocrine system, & metabolic diseases, for human use.....		325412-1	06/01	326.151	326.151	325.947	325.947	328.176
Cancer therapy products.....		325412-1111	06/81	956.070	956.070	946.930	946.930	963.033
Insulin/antidiabetes products.....		325412-1112	06/81	1,645.550	1,645.550	1,645.649	1,645.649	1,651.396
Other neoplasms, endocrine system, and metabolic diseases.....		325412-1113	06/81	1,105.143	1,105.143	1,105.143	1,105.143	1,113.092
Hormones and oral contraceptives.....		325412-1114	12/09	226.784	226.784	226.784	226.784	226.879
Pharmaceuticals acting on the central nervous system and the sense organs, for human use.....		325412-4	06/01	341.767	342.462	341.399	341.399	341.508
Analgesics.....		325412-4111	06/01	351.601	351.679	351.679	351.679	352.023
Psychotherapeutics.....		325412-4112	06/81	7,375.599	7,375.599	7,375.599	7,375.599	7,375.599
Antidepressants.....		325412-41121	12/87	1,311.062	1,311.062	1,311.062	1,311.062	1,311.062
Other psychotherapeutics, including tranquilizers.....		325412-41123	06/01	369.907	369.907	369.907	369.907	369.907
Other central nervous system and sense organs.....		325412-4113	06/01	269.471	270.365	270.365	270.365	270.365
Anticonvulsants.....		325412-4114	12/09	257.715	257.715	221.858	221.858	221.858
Analgesics, over-the-counter.....		325412-4111OC	05/17	105.898	106.172	106.172	106.172	107.375
Analgesics, prescription.....		325412-4111RX	05/17	133.784	133.784	133.784	133.784	133.784
Pharmaceuticals acting on the cardiovascular system, for human use.....		325412-7	06/81	1,714.967	1,714.967	1,714.967	1,714.967	1,715.808
Other cardiovascular preparations.....		325412-7113	06/01	559.400	559.400	559.400	559.400	559.819
Secondary products and miscellaneous receipts.....		325412-SM						
Miscellaneous receipts.....		325412-M	06/81	576.860	576.860	576.860	576.860	576.860
Secondary products.....		325412-S	06/81	318.295	318.337	318.337	318.339	—
In-vitro diagnostic substance manufacturing.....	325413		03/80	287.624	288.186	284.126	284.298	284.806
Primary products.....		325413-P	06/87	203.065	203.253	200.499	200.631	200.923
In-vitro diagnostic substances.....		325413-0	06/91	180.319	180.486	178.041	178.158	178.417
Secondary products and miscellaneous receipts.....		325413-SM						
Secondary products.....		325413-S	03/80	415.059	433.305	406.410	406.410	413.702
Other biological product manufacturing.....	325414		06/91	250.059	253.348	254.148	252.801	254.819
Primary products.....		325414-P	06/91	260.131	262.498	263.366	261.904	264.095
Biological products, excluding diagnostic, for veterinary, industrial, and all other misc. uses.....		325414-A	03/80	195.442	200.100	202.034	198.778	—
Biological products, excluding diagnostic, for human use.....		325414-T	06/09	151.699	151.940	151.940	151.940	153.869
Secondary products and miscellaneous receipts.....		325414-SM1						
Paint, coating & adhesive mfg.....	3255		12/03	236.383	237.175	237.360	237.139	236.859
Paint and coating mfg.....	32551		06/83	418.137	418.982	419.192	418.951	418.175
Paint and coating manufacturing.....	325510		06/83	417.435	418.279	418.489	418.248	417.473
Primary products.....		325510-P	06/83	424.277	425.122	425.395	425.144	424.335
Miscellaneous allied paint products including paint and varnish removers, thinners, etc.....		325510-B	12/88	385.125	385.515	385.330	381.823	381.823
Architectural coatings.....		325510-1	06/83	503.425	503.452	503.410	503.425	503.413
Exterior architectural coatings.....		325510-11	12/12	186.189	186.217	186.174	186.190	186.177
Interior architectural coatings.....		325510-12	12/12	153.739	153.739	153.739	153.739	153.739
Product finishes for original equipment manufacturers (OEM), excluding marine coatings.....		325510-4	06/83	267.213	270.816	270.642	270.766	268.958
Transportation finishes, except powdered and high-solids coatings.....		325510-41	12/12	118.257	120.621	121.628	121.897	120.225
All other product finishes for original equipment manufacturers (OEM), excluding marine coating.....		325510-42	12/12	150.397	152.175	151.725	151.725	150.991
Special purpose coatings incl. marine, industrial, construction and maintenance coatings, etc.....		325510-7	06/83	534.107	532.374	534.615	534.660	533.029
Automotive, other transportation and machinery refinish paints and enamels, including primers.....		325510-71	12/12	150.591	148.989	148.041	149.271	149.222
Special purpose coatings, including all marine coatings and traffic marking paints.....		325510-72	12/12	148.793	148.368	149.075	149.024	148.548
Secondary products and miscellaneous receipts.....		325510-SM						
Secondary products.....		325510-S	06/83	347.182	349.276	349.276	349.276	349.276
Adhesive mfg.....	32552		12/03	219.785	221.094	221.388	221.029	221.056
Adhesive manufacturing.....	325520		12/83	357.464	359.593	360.071	359.487	359.531
Primary products.....		325520-P	12/83	360.524	362.728	363.161	362.552	362.601
Nonstructural caulking compounds and sealants.....		325520-A	12/06	219.251	221.269	221.512	221.512	221.512
Structural sealants (load bearing).....		325520-B	12/06	132.807	132.807	132.807	132.807	132.807
Synthetic resin & rubber adhesives, incl all types of bonding & laminating adhesives.....		325520-4	12/83	372.070	374.341	374.905	373.852	373.936

See footnotes at end of table.

Table 11. Producer price indexes for net output of selected industries and their products, not seasonally adjusted — Continued
[July 2023]

Title ¹	Industry code	Product code	Index base	Unadjusted index ²				
				Mar. 2023	Apr. 2023 ^p	May 2023 ^p	June 2023 ^p	July 2023 ^p
Adhesive manufacturing - Continued								
Epoxy adhesives.....		325520-41	06/06	202.089	204.020	205.507	205.507	205.507
Other synthetic resin and rubber adhesives.....		325520-46	06/97	244.374	246.342	246.279	244.535	244.674
Secondary products and miscellaneous receipts.....		325520-SM						
Secondary products.....		325520-S	12/83	311.301	311.648	311.712	311.944	311.735
Soap, cleaners, and toilet preparation mfg.....	3256		12/84	212.258	212.509	213.047	213.455	213.472
Soap & cleaning compound mfg.....	32561		12/03	181.495	181.486	181.402	181.814	181.846
Soap and other detergent manufacturing.....	325611		06/83	225.160	225.165	225.284	225.536	225.670
Primary products.....		325611-P	06/83	228.206	228.211	228.333	228.321	228.471
Soaps and detergents, commercial, industrial, and institutional.....		325611-1	06/83	337.149	337.079	337.371	337.371	338.425
Commercial, industrial, and institutional hard surface cleaners.....		325611-11	06/07	144.004	144.004	144.004	144.004	144.004
Commercial, industrial, and institutional laundry detergents.....		325611-12	06/07	180.598	180.598	180.598	180.598	180.598
Commercial, industrial, and institutional dishwashing detergents.....		325611-13	12/11	168.637	168.509	168.509	168.509	168.509
Commercial, industrial, and institutional metal cleaners.....		325611-14	12/11	149.354	149.354	149.354	149.354	149.354
Dairy, farm, and food plant cleaners, sanitizers, etc.....		325611-16	06/07	158.497	158.497	158.497	158.497	158.497
Commercial, industrial, and institutional soaps, excluding specialty cleaners.....		325611-17	06/07	161.952	162.006	162.539	162.539	162.539
Household detergents.....		325611-4	06/83	184.909	185.059	185.184	185.230	185.683
Household alkaline detergents and cleaners.....		325611-45	05/18	140.028	140.145	140.242	140.279	140.632
Household dry and liquid laundry detergents.....		325611-46	05/18	118.126	118.126	118.126	118.126	118.126
Soaps, excluding specialty cleaners, household.....		325611-7	06/83	223.341	223.341	223.341	223.261	222.120
Secondary products and miscellaneous receipts.....		325611-SM						
Miscellaneous receipts.....		325611-M	06/83	234.914	234.914	234.914	234.914	234.914
Secondary products.....		325611-S	06/83	202.030	202.034	202.158	205.275	205.276
Polish and other sanitation good mfg.....	325612		06/83	247.893	248.696	248.836	248.837	248.896
Primary products.....		325612-P	06/83	257.484	258.300	258.420	258.420	258.487
Polishing preparations and related products.....		325612-7	06/83	303.436	304.504	304.050	304.050	304.050
Specialty cleaning and sanitation products.....		325612-8	05/17	118.921	119.579	119.744	119.744	119.807
Disinfectants, nonagricultural, industrial and institutional.....		325612-81	05/17	140.925	141.844	141.844	141.844	141.844
Air and room fresheners.....		325612-83	06/83	188.329	188.370	188.370	188.370	188.370
Laundry fabric softeners and rinses, liquid and dry.....		325612-88	05/17	111.463	111.947	113.122	113.122	114.188
Other specialty cleaning and sanitation products.....		325612-89	06/89	189.265	190.633	190.907	190.907	190.907
Secondary products and miscellaneous receipts.....		325612-SM						
Miscellaneous receipts.....		325612-M	06/83	175.166	179.696	179.696	179.696	179.696
Surface active agent manufacturing.....	325613		12/83	337.422	336.485	334.991	337.506	337.156
Primary products.....		325613-P	12/83	367.587	367.518	365.813	368.732	368.732
Surfactants, finishing agents, and assistants.....		325613-0	12/83	367.587	367.518	365.813	368.732	368.732
Textile and leather assistants and finishes.....		325613-01	12/83	236.786	236.625	232.671	228.311	-
Surfactants (bulk surface active agents).....		325613-02	12/83	420.760	420.760	420.760	428.366	428.366
Secondary products and miscellaneous receipts.....		325613-SM						
Toilet preparation mfg.....	32562		12/03	132.077	132.375	133.055	133.264	133.263
Toilet preparation manufacturing.....	325620		03/80	240.201	240.743	241.981	242.361	242.359
Primary products.....		325620-P	03/80	240.678	241.247	242.533	243.081	243.081
Denture cleaners, mouthwashes, gargles, and rinses.....		325620-A	12/03	146.471	146.471	146.471	146.645	146.645
Creams, lotions, and oils, excluding shaving, hair, and deodorant.....		325620-D	03/80	236.132	236.754	236.754	236.754	236.754
Other cosmetics and toilet preparations.....		325620-G	06/99	123.393	123.884	125.423	126.050	126.050
Shaving preparations.....		325620-1	03/80	249.436	249.436	249.436	249.436	249.436
Perfumes, toilet waters, and colognes.....		325620-4	03/80	243.462	243.462	243.462	243.462	243.462
Hair preparations (including shampoos).....		325620-7	03/80	272.946	272.947	272.947	272.947	272.947
Hair preparations incl professional, consumer, and cream/gel shampoos.....		325620-71	06/07	153.501	153.501	153.501	153.501	153.501
Hair tonics and hair dressings incl professional and consumer use.....		325620-72	06/07	126.650	126.653	126.653	126.653	126.653
Secondary products and miscellaneous receipts.....		325620-SM						
Secondary products.....		325620-S	03/80	380.549	380.668	381.487	375.620	375.552
Other chemical product & preparation mfg.....	3259		12/03	175.277	176.031	176.782	174.895	173.973
Printing ink mfg.....	32591		12/03	193.206	194.140	194.228	194.240	194.087
Printing ink manufacturing.....	325910		06/84	259.006	260.260	260.378	260.395	260.188
Primary products.....		325910-P	06/84	263.530	264.832	264.950	264.983	264.740
Flexographic printing inks.....		325910-A	06/84	308.638	308.638	308.638	308.638	308.638
Nonimpact/digital inks.....		325910-E	06/05	220.908	225.152	225.411	225.450	224.258
All other printing inks.....		325910-H	06/84	233.804	234.359	234.761	234.968	235.977
Lithographic and offset inks.....		325910-6	06/84	251.716	251.716	251.716	251.716	251.716
News and nonheat web offset printing inks.....		325910-61	12/89	347.624	347.624	347.624	347.624	347.624
Publication and commercial web inks.....		325910-62	12/97	167.069	167.069	167.069	167.069	167.069
Sheet-fed general inks.....		325910-63	12/97	162.305	162.305	162.305	162.305	162.305
Sheet-fed packaging inks.....		325910-64	06/05	148.548	148.548	148.548	148.548	148.548
Gravure printing inks.....		325910-7	06/84	172.981	172.981	172.981	172.981	172.981

See footnotes at end of table.

Table 11. Producer price indexes for net output of selected industries and their products, not seasonally adjusted — Continued
 [July 2023]

Title ¹	Industry code	Product code	Index base	Unadjusted index ²				
				Mar. 2023	Apr. 2023 ^P	May 2023 ^P	June 2023 ^P	July 2023 ^P
Printing ink manufacturing - Continued								
Secondary products and miscellaneous receipts.....		325910-SM						
Miscellaneous receipts.....		325910-M	06/84	189.805	189.805	189.805	189.805	189.805
Secondary products.....		325910-S	06/84	167.357	—	—	—	—
Explosives mfg.....	32592		12/06	156.231	155.249	154.328	154.344	154.367
Explosives manufacturing.....	325920		12/80	396.794	394.301	391.960	392.003	392.061
Primary products.....		325920-P	12/80	356.190	354.065	351.000	351.793	351.241
Explosives and blasting accessories.....		325920-0	12/80	358.503	356.364	353.280	354.077	353.522
Secondary products and miscellaneous receipts.....		325920-SM						
All other chemical product & preparation mfg.....	32599		12/03	172.730	173.587	174.522	172.321	171.260
Custom compounding of purchased resins.....	325991		06/93	200.415	203.610	203.793	203.867	198.684
Primary products.....		325991-P	06/93	209.256	212.670	212.861	212.938	207.524
Custom compounding of purchased resins and color concentrates.....		325991-0	06/93	208.209	211.605	211.796	211.873	206.486
Secondary products and miscellaneous receipts.....		325991-SM						
Photographic Film, Paper, Plate, Chemical, and Copy Toner Manufacturing.....	325992		12/03	158.084	157.151	162.882	155.348	156.225
Primary products.....		325992-P	12/03	171.004	169.952	176.644	167.898	168.855
Photographic sensitized film, plates, paper, & cloth.....		325992-T	06/07	186.116	184.505	194.713	181.102	182.561
Photographic sensitized film, plates, paper, & cloth, silver-halide-type (excl X-ray).....		325992-T1	01/00	176.953	175.128	186.686	171.073	172.725
Photographic sensitized film, plates, paper & cloth, other than silver-halide-type (incl X-ray).....		325992-T3	12/03	172.745	172.745	172.745	173.784	173.784
Prepared photographic chemicals.....		325992-5	12/83	80.406	80.415	80.415	80.704	80.704
Secondary products and miscellaneous receipts.....		325992-SM						
Other miscellaneous chemical product manufacturing.....	325998		06/85	260.956	261.562	261.354	258.780	258.991
Primary products.....		325998-P	06/85	254.726	255.395	255.136	252.374	252.931
Water treating compounds.....		325998-A	06/85	221.631	227.022	227.928	213.983	215.289
All other chemical preparations, including essential oils, matches, and gelatin.....		325998-J	06/85	276.447	275.899	275.034	276.008	276.751
Secondary products and miscellaneous receipts.....		325998-SM						
Miscellaneous receipts.....		325998-M	12/03	164.855	165.307	165.307	165.307	165.307
Secondary products.....		325998-S	06/85	369.582	365.856	367.834	368.133	350.177
Plastics and rubber products mfg.....	326		12/84	252.773	252.690	251.958	251.118	250.731
Plastics product mfg.....	3261		06/93	224.548	224.538	223.969	223.143	222.649
Unsupported plastics film, sheet, and bag mfg.....	32611		12/03	198.816	199.717	198.578	196.252	196.089
Plastics bag and pouch manufacturing.....	326111		12/03	211.829	212.329	211.827	211.604	211.629
Primary products.....		326111-P	12/03	214.800	215.267	214.754	214.665	214.781
Single-web film specialty bags, pouches, and liners.....		326111-1	12/83	328.257	329.007	328.228	328.091	328.294
Polyethylene grocery and variety bags and pouches.....		326111-11	06/07	166.958	167.186	163.141	163.141	162.914
Polyethylene refuse bags.....		326111-12	06/07	146.697	147.527	148.525	148.525	148.249
Other polyethylene bags, pouches, and liners.....		326111-15	06/07	182.049	182.610	182.777	182.538	183.224
Coextruded single-web film specialty bags, pouches, & liners.....		326111-16	06/13	136.130	136.130	136.130	136.130	136.130
Multweb film/film combination specialty bags, pouches, and liners.....		326111-3	12/03	207.563	206.751	206.092	206.092	205.312
Secondary products and miscellaneous receipts.....		326111-SM						
Secondary products.....		326111-S	12/03	225.981	227.775	227.170	227.532	225.123
Plastics packaging film and sheet mfg.....	326112		12/03	171.634	173.571	172.150	172.874	172.213
Primary products.....		326112-P	12/03	173.925	175.939	174.416	175.212	174.517
Single-web film, rolls, and sheets, including coextruded, for flexible packaging uses.....		326112-1	12/87	268.116	270.144	268.894	268.184	267.291
Single-web film, rolls, and sheets for flexible packaging uses.....		326112-11	06/07	174.795	176.197	175.436	175.436	175.132
Coextruded single-web film, for flexible packaging uses.....		326112-12	06/07	155.352	156.229	155.302	153.146	151.581
Film/film multiweb laminated rolls and sheets, excluding foil, for flexible packaging uses.....		326112-3	12/87	188.777	194.506	189.237	196.488	195.145
Secondary products and miscellaneous receipts.....		326112-SM						
Secondary products.....		326112-S	12/03	168.604	169.814	169.630	169.412	169.123
Nonpackaging plastics film and sheet mfg.....	326113		06/93	238.870	238.969	237.557	229.882	230.138
Primary products.....		326113-P	12/82	295.912	296.066	294.596	284.786	285.063
Unlaminated plastics film and sheet, excluding packaging.....		326113-0	12/82	295.912	296.066	294.596	284.786	285.063
Unlaminated polyethylene film and sheet.....		326113-01	06/93	290.525	287.857	287.462	275.059	277.310
Unlaminated vinyl and vinyl copolymer film and sheet.....		326113-03	06/93	258.707	258.707	258.707	256.970	256.970
Miscellaneous unlaminated plastics film and sheet.....		326113-04	06/93	224.992	225.432	225.227	219.102	218.170
Secondary products and miscellaneous receipts.....		326113-SM						
Secondary products.....		326113-S	06/93	177.799	177.415	172.241	170.707	171.443
Plastics pipe/fitting/unsupported shapes mfg.....	32612		12/03	287.743	286.528	283.301	282.023	275.787
Unlaminated plastics profile shape mfg.....	326121		06/93	179.694	179.277	179.754	181.553	173.938
Primary products.....		326121-P	12/82	232.074	232.432	233.112	235.765	224.523
Unlaminated plastics profile shapes.....		326121-0	12/82	232.074	232.432	233.112	235.765	224.523

See footnotes at end of table.

Table 11. Producer price indexes for net output of selected industries and their products, not seasonally adjusted — Continued
[July 2023]

Title ¹	Industry code	Product code	Index base	Unadjusted index ²				
				Mar. 2023	Apr. 2023 ^P	May 2023 ^P	June 2023 ^P	July 2023 ^P
Unlaminated plastics profile shape mfg. - Continued								
Secondary products and miscellaneous receipts.....		326121-SM						
Plastics pipe and pipe fitting manufacturing.....	326122		06/93	497.654	495.116	486.333	480.791	474.768
Primary products.....		326122-P	12/82	481.536	479.067	470.452	465.021	459.116
Plastics pipe.....		326122-1	12/82	473.686	471.440	462.892	457.100	451.079
Plastics drain, waste, and vent pipe.....		326122-11	06/87	254.194	249.898	243.441	241.274	236.223
Plastics water pipe.....		326122-13	06/87	436.144	436.251	428.254	420.579	417.583
Plastics sewer, stormdrain, and water main pipe.....		326122-18	12/17	217.992	217.431	214.850	211.350	210.910
Other plastics pipe.....		326122-1B	07/87	524.527	524.527	524.257	524.527	477.655
Plastics pipe fittings and unions.....		326122-3	12/03	439.386	436.279	428.758	425.913	421.517
Secondary products and miscellaneous receipts.....		326122-SM						
Miscellaneous receipts.....		326122-M	12/99	232.217	225.837	224.290	227.943	233.889
Secondary products.....		326122-S1	12/17	147.786	148.254	149.682	149.755	149.662
Laminated plastics plate, sheet, and shape mfg.....	32613		12/03	170.635	170.599	171.440	171.712	171.714
Laminated plastics plate, sheet (except packaging), and shape manufacturing.....	326130		06/93	212.244	212.200	213.245	213.584	213.586
Primary products.....		326130-P	12/82	277.842	277.782	278.970	279.430	279.430
Laminated plastics plates, sheet (except packaging), and shapes.....		326130-0	12/82	277.842	277.782	278.970	279.430	279.430
Secondary products and miscellaneous receipts.....		326130-SM						
Secondary products.....		326130-S	06/93	195.277	195.277	195.277	195.280	—
Polystyrene foam product mfg.....	32614		12/03	325.556	325.085	322.653	318.119	318.013
Polystyrene foam product manufacturing.....	326140		12/03	325.699	325.229	322.799	318.269	318.163
Primary products.....		326140-P	12/03	317.562	316.982	313.921	308.190	308.071
Packaging, polystyrene foam products.....		326140-2	12/03	378.594	378.005	373.113	370.503	369.759
Polystyrene foam food containers.....		326140-21	06/06	328.325	327.541	321.024	322.049	321.057
Polystyrene foam protective shipping pads, shaped cushioning, etc.....		326140-22	06/06	318.200	318.200	318.200	310.062	310.062
Building and construction polystyrene foam products.....		326140-3	12/03	243.597	243.597	243.597	227.602	225.490
Consumer and institutional polystyrene foam products.....		326140-5	12/82	409.867	408.372	402.538	400.326	402.731
All other polystyrene foam products incl. transportation application uses.....		326140-9	06/06	195.893	195.893	195.893	193.824	193.824
Secondary products and miscellaneous receipts.....		326140-SM						
Foam product (ex polystyrene) mfg.....	32615		12/03	197.854	195.645	195.457	195.522	194.134
Urethane and other foam product mfg.....	326150		12/03	197.832	195.623	195.435	195.500	194.112
Primary products.....		326150-P	12/03	192.245	190.025	189.854	189.865	188.543
Packaging polyurethane foam products.....		326150-2	12/03	291.290	295.101	295.101	295.101	295.101
Furniture and furnishings polyurethane foam products.....		326150-4	12/82	304.788	293.469	292.846	292.885	288.058
Polyurethane foam formed and slab stock for pillows, seating, and cushioning... ..		326150-41	12/05	166.531	162.527	161.142	161.228	159.893
Consumer and institutional polyurethane foam products.....		326150-5	12/03	231.830	238.757	—	—	—
All other miscellaneous polyurethane foam products.....		326150-6	12/03	120.931	120.944	120.944	120.944	120.944
Products made of foam other than polystyrene or polyurethane.....		326150-9	12/99	164.214	164.214	164.214	164.214	164.214
Secondary products and miscellaneous receipts.....		326150-SM						
Secondary products.....		326150-S	12/03	261.399	261.324	260.617	262.705	259.812
Plastics bottle mfg.....	32616		12/03	149.129	147.622	148.384	149.087	148.811
Plastics bottle manufacturing.....	326160		06/93	168.086	166.387	167.247	168.039	167.728
Primary products.....		326160-P	12/82	187.560	185.593	186.491	187.444	187.122
Plastics bottles.....		326160-0	06/87	178.724	176.851	177.706	178.614	178.307
Secondary products and miscellaneous receipts.....		326160-SM						
Other plastics product mfg.....	32619		12/03	182.033	182.392	182.387	182.232	182.569
Plastics plumbing fixture manufacturing.....	326191		06/93	205.127	205.151	204.330	204.462	205.176
Primary products.....		326191-P	06/93	206.932	206.918	206.093	206.202	206.918
Plastics plumbing fixtures.....		326191-0	06/93	206.932	206.918	206.093	206.202	206.918
Secondary products and miscellaneous receipts.....		326191-SM						
Miscellaneous receipts.....		326191-M	12/04	101.201	101.201	101.201	101.201	102.587
All other plastics product manufacturing.....	326199		06/93	201.140	201.554	201.585	201.400	201.757
Primary products.....		326199-P	06/87	237.795	238.276	238.300	237.686	238.145
All other reinforced and fiberglass plastics products.....		326199-A	06/93	265.656	265.863	267.108	266.994	268.932
Consumer/institutional/commercial fabricated plastics products (excl. foam and wire coated).....		326199-C	06/93	215.463	215.991	216.220	216.437	216.583
Transportation fabricated plastics products (excluding foam and reinforced plastics).....		326199-1	06/93	138.833	138.861	137.939	137.406	137.406
Electrical and electronic fabricated plastics (excluding foam and reinforced plastics).....		326199-2	12/82	143.232	143.516	143.336	144.874	146.930
Industrial machinery plastics products, excluding foam (incl. gears, bearings, etc.).....		326199-3	06/93	203.381	203.381	203.381	203.381	203.381
Plastics packaging (excluding film, sheet, foam, and bottles).....		326199-4	06/93	205.458	206.641	207.283	205.326	204.377
Building & construction fabricated plastics products (excl foam, plumbing fixtures, hardware).....		326199-8	12/03	181.549	181.646	181.923	181.699	183.399
Secondary products and miscellaneous receipts.....		326199-SM						

See footnotes at end of table.

Table 11. Producer price indexes for net output of selected industries and their products, not seasonally adjusted — Continued
[July 2023]

Title ¹	Industry code	Product code	Index base	Unadjusted index ²				
				Mar. 2023	Apr. 2023 ^P	May 2023 ^P	June 2023 ^P	July 2023 ^P
All other plastics product manufacturing - Continued								
Miscellaneous receipts.....		326199-M	12/99	184.288	185.384	184.818	185.423	185.423
Secondary products.....		326199-S	06/93	173.256	172.936	173.811	178.356	178.507
Rubber product mfg.....	3262		12/03	195.152	194.831	193.932	193.603	193.917
Tire mfg.....	32621		06/81	220.479	220.833	219.458	219.169	219.135
Tire manufacturing, except retreading.....	326211		06/81	220.490	220.844	219.469	219.180	219.146
Primary products.....		326211-P	06/81	204.046	204.380	203.085	202.811	202.779
Tread rubber, tire sundries, and repair materials.....		326211-H	06/81	300.424	306.656	306.490	304.428	304.723
Pneumatic tires (including passenger, truck, bus, tractor, industrial, and other tires).....		326211-0	12/11	123.064	123.204	122.369	122.217	122.193
Passenger car pneumatic tires (casings).....		326211-01	06/81	183.945	183.945	183.638	183.638	183.638
Truck and bus (including off-the-highway) pneumatic tires.....		326211-03	06/81	204.009	204.009	196.690	196.690	196.690
Secondary products and miscellaneous receipts.....		326211-SM						
Rubber and plastics hose and belting.....	32622		12/03	208.329	206.664	204.994	204.528	205.335
Rubber and plastics hose and belting mfg.....	326220		12/81	333.095	330.429	327.759	327.014	328.304
Primary products.....		326220-P	12/81	334.622	332.324	329.551	328.778	330.118
Rubber and plastics belt and belting mfg.....		326220-D	12/11	147.369	147.581	147.009	146.192	146.263
Rubber and plastics transmission belts and belting (excluding flat).....		326220-D2	12/81	234.078	234.965	234.965	234.965	235.262
Rubber and plastic hose mfg.....		326220-H	12/11	134.205	132.022	130.240	130.421	131.493
Rubber and plastics hose for on- and off-highway motor vehicles.....		326220-H3	12/04	150.451	152.725	150.609	150.609	156.378
Industrial rubber and plastics hose without fittings.....		326220-H4	12/04	164.476	161.522	161.522	161.522	161.522
Rubber and plastics water hose (incl. fire, irrigation, etc.).....		326220-H5	12/04	271.205	248.713	234.207	234.207	226.153
Secondary products and miscellaneous receipts.....		326220-SM						
Other rubber product mfg.....	32629		12/88	215.614	214.792	214.502	214.073	214.755
Rubber product mfg. for mechanical use.....	326291		12/88	168.471	169.312	169.106	169.146	169.093
Primary products.....		326291-P	12/88	159.266	160.116	159.908	159.925	159.925
Other extruded rubber mechanical goods (excl. auto)(excl. tubing).....		326291-C	12/03	149.280	149.280	150.303	150.303	150.303
Molded rubber mechanical goods, automotive.....		326291-1	06/83	114.216	114.200	114.318	114.402	114.402
Molded rubber mechanical goods, transportation (excluding automotive)/off-highway machinery.....		326291-2	12/03	155.480	155.469	155.517	155.704	155.704
Other molded rubber mechanical goods (excluding tubing).....		326291-9	12/03	184.557	189.925	187.855	187.855	187.855
Secondary products and miscellaneous receipts.....		326291-SM						
Secondary products.....		326291-S	06/83	286.546	286.546	286.546	287.337	285.538
All other rubber product manufacturing.....	326299		06/83	285.522	282.775	282.374	281.382	282.948
Primary products.....		326299-P	06/83	288.002	285.045	284.851	283.749	285.496
Rubber druggist and medical sundries, excluding gloves.....		326299-A	12/03	146.108	146.108	146.108	-	-
All other miscellaneous rubber goods.....		326299-B	06/83	243.642	243.642	243.087	243.087	243.087
Rubber compounds or mixtures for sale or interplant transfer.....		326299-6	06/83	326.913	317.686	317.686	313.544	312.362
All other industrial rubber products.....		326299-7	06/83	317.199	315.292	315.962	315.962	323.768
Secondary products and miscellaneous receipts.....		326299-SM						
Nonmetallic mineral product manufacturing.....	327		12/84	284.721	285.416	286.494	286.643	287.317
Clay product and refractory manufacturing.....	3271		12/03	175.660	176.196	177.294	177.572	177.676
Pottery, ceramics, and plumbing fixture mfg.....	32711		12/84	272.638	272.891	273.827	273.827	275.063
Pottery, ceramics, and plumbing fixture mfg.....	327110		12/11	149.834	149.973	150.487	150.487	151.166
Primary products.....		327110-P	12/11	145.058	145.203	145.739	145.739	146.448
Vitreous china, porcelain, and earthenware (semivitreous) table and kitchenware..		327110-5	12/06	146.673	146.673	146.673	146.673	146.673
All other pottery products (including china decorated for the trade).....		327110-6	12/06	165.032	165.032	168.745	168.745	168.745
Porcelain, steatite, and other ceramic electrical products.....		327110-7	12/85	321.851	322.554	322.027	322.027	325.463
Secondary products and miscellaneous receipts.....		327110-SM						
Clay building material and refractories mfg.....	32712		12/03	176.012	176.693	177.985	178.371	178.208
Clay building material and refractories mfg.....	327120		12/11	138.799	139.336	140.354	140.659	140.530
Primary products.....		327120-P	12/11	139.351	139.901	140.944	141.256	141.125
Brick and structural clay tile.....		327120-1	12/84	253.118	253.118	253.542	253.542	253.542
Building or common brick.....		327120-11	12/84	250.453	250.453	250.878	250.878	250.878
Glazed brick and other brick (paving, floor, and sewer).....		327120-12	12/04	195.664	195.664	195.664	195.664	195.664
Clay floor and wall tile, glazed and unglazed (including quarry tile and ceramic mosaic tile).....		327120-2	06/85	113.991	116.149	118.930	119.947	119.947
Nonclay refractories (excluding dead-burned magnesia).....		327120-6	12/04	201.807	202.024	205.111	205.741	204.425
Clay refractories.....		327120-7	12/04	218.379	218.379	218.379	218.379	218.379
All other structural clay products, excluding clay refractories.....		327120-9	12/85	300.909	300.909	300.909	300.909	300.909
Secondary products and miscellaneous receipts.....		327120-SM						
Miscellaneous receipts.....		327120-M	12/11	140.513	140.513	140.513	140.513	140.513
Glass and glass product manufacturing.....	3272		12/03	168.443	168.012	167.276	168.040	167.828
Glass and glass product manufacturing.....	32721		12/03	168.443	168.012	167.276	168.040	167.828

See footnotes at end of table.

Table 11. Producer price indexes for net output of selected industries and their products, not seasonally adjusted — Continued
[July 2023]

Title ¹	Industry code	Product code	Index base	Unadjusted index ²				
				Mar. 2023	Apr. 2023 ^p	May 2023 ^p	June 2023 ^p	July 2023 ^p
Flat glass manufacturing.....	327211		12/80	150.399	149.673	149.966	152.165	153.331
Primary products.....		327211-P	12/80	144.087	143.384	143.668	145.882	147.009
Flat glass (float, sheet, and plate process), made by flat glass producers.....		327211-1	12/80	148.125	147.013	147.462	150.966	152.750
Other glass products, made by flat glass producers.....		327211-4	12/06	170.875	170.875	170.875	170.875	170.875
Secondary products and miscellaneous receipts.....		327211-SM						
Other pressed and blown glass and glassware.....	327212		06/83	200.814	200.816	202.466	202.466	202.547
Primary products.....		327212-P	06/83	200.285	200.287	200.692	200.692	200.774
Glass fiber and machine-made pressed and blown glass and glassware, made by glass producers.....		327212-B	06/12	151.880	151.882	151.882	151.882	151.945
Handmade pressed and blown glass and glassware, made by glass producers....		327212-9	12/04	132.088	132.088	145.489	145.489	145.489
Secondary and miscellaneous receipts.....		327212-SM						
Glass container manufacturing.....	327213		06/82	277.779	277.779	279.324	279.324	278.875
Primary products.....		327213-P	06/82	278.890	278.890	280.444	280.444	279.992
Glass containers (including value of packaging).....		327213-0	12/03	200.606	200.606	201.724	201.724	201.399
Secondary products and miscellaneous receipts.....		327213-SM1						
Glass product mfg. made of purchased glass.....	327215		06/83	213.764	213.010	209.979	210.875	209.874
Primary products.....		327215-P	06/83	207.488	206.758	203.785	204.657	203.678
Pressed and blown glassware, made from purchased glass.....		327215-E	12/22	106.144	105.648	104.743	104.621	104.448
Other glass products, made from purchased glass.....		327215-F	06/83	201.173	200.873	198.780	198.363	198.363
Mirrors (decorated and undecorated), made from purchased glass.....		327215-9	06/83	207.713	205.768	199.459	205.178	200.664
Secondary products and miscellaneous receipts.....		327215-SM						
Secondary products.....		327215-S	06/83	249.192	249.192	249.192	249.175	249.166
Cement and concrete product manufacturing.....	3273		12/03	230.847	232.051	233.992	233.940	235.176
Cement manufacturing.....	32731		06/82	326.831	327.089	329.019	328.696	334.232
Cement manufacturing.....	327310		06/82	326.838	327.097	329.026	328.704	334.239
Primary products.....		327310-P	06/82	322.382	322.639	324.554	324.234	329.706
Cement, hydraulic (including cost of shipping containers).....		327310-0	06/89	318.698	318.952	320.845	320.529	325.939
Secondary products and miscellaneous receipts.....		327310-SM						
Ready-mix concrete manufacturing.....	32732		12/03	233.638	235.186	238.119	237.082	238.528
Ready-mix concrete manufacturing.....	327320		06/81	362.249	364.649	369.196	367.590	369.831
Primary products.....		327320-P	06/81	358.171	360.606	365.246	363.606	365.878
Northeast region ready-mix concrete.....		327320-A	12/12	155.793	158.275	164.800	164.042	164.042
Midwest region ready-mix concrete.....		327320-B	12/12	161.162	161.410	163.902	160.828	162.861
South region ready-mix concrete.....		327320-C	12/12	160.646	161.231	162.728	162.955	164.484
West region ready-mix concrete.....		327320-D	12/12	173.200	175.431	176.426	176.133	175.844
Secondary products and miscellaneous receipts.....		327320-SM						
Miscellaneous receipts.....		327320-M	06/81	401.827	401.827	401.827	401.827	405.085
Secondary products.....		327320-S	06/81	410.689	411.219	411.219	411.251	411.268
Concrete pipe, brick, and block manufacturing.....	32733		12/03	211.453	213.299	213.630	214.848	214.902
Concrete block and brick manufacturing.....	327331		06/81	346.714	349.973	350.169	350.374	350.465
Primary products.....		327331-P	06/81	358.858	362.348	362.447	362.667	362.667
Concrete block and brick.....		327331-0	12/06	170.172	171.828	171.874	171.979	171.979
Structural concrete block, lightweight units (weighing less than 105 lb/cubic ft.) (dry weight).....		327331-01	06/81	324.935	331.116	331.116	331.116	331.116
Structural concrete block, mediumweight units (weighing 105 - 124 lb/cubic ft.) (dry weight).....		327331-02	06/81	427.401	429.138	431.365	432.080	432.080
Structural concrete block, normalweight units (weighing 125 lb or more/cubic ft.) (dry weight).....		327331-03	06/81	394.179	396.107	396.107	397.847	397.847
Decorative concrete block (including screen, split, slump, shadowal block, etc.).....		327331-04	06/81	316.284	318.913	318.913	318.913	318.913
Concrete pavers (including grid, interlocking, etc.).....		327331-05	06/81	357.144	360.667	360.667	360.667	360.667
Concrete brick.....		327331-06	06/81	333.027	336.455	336.455	336.455	336.455
Secondary products and miscellaneous receipts.....		327331-SM						
Miscellaneous receipts.....		327331-M	06/81	299.933	299.933	299.933	299.933	304.821
Secondary products.....		327331-S	06/81	313.569	313.569	317.519	317.519	318.856
Concrete pipe manufacturing.....	327332		12/03	223.127	224.673	225.627	230.002	230.052
Primary products.....		327332-P	12/03	221.991	223.592	224.535	228.287	228.287
Concrete pipe.....		327332-0	12/03	221.991	223.592	224.535	228.287	228.287
Concrete storm sewer pipe.....		327332-02	12/99	285.953	285.861	286.922	286.600	286.600
Concrete pipe, except concrete culvert and storm sewer pipe.....		327332-03	06/94	263.065	263.065	263.557	271.812	271.812
Secondary products and miscellaneous receipts.....		327332-SM1						
Other concrete product manufacturing.....	32739		12/03	239.978	240.354	241.097	242.658	243.362
Other concrete product manufacturing.....	327390		12/03	240.001	240.377	241.119	242.686	243.388
Primary products.....		327390-P	12/03	237.402	237.792	238.563	239.760	240.510
Precast concrete products.....		327390-1	12/79	428.694	428.980	430.796	433.625	435.242
Precast concrete slabs and tile, roof and floor units.....		327390-11	07/85	394.101	394.101	394.101	394.101	394.101

See footnotes at end of table.

Table 11. Producer price indexes for net output of selected industries and their products, not seasonally adjusted — Continued
[July 2023]

Title ¹	Industry code	Product code	Index base	Unadjusted index ²				
				Mar. 2023	Apr. 2023 ^p	May 2023 ^p	June 2023 ^p	July 2023 ^p
Other concrete product manufacturing - Continued								
Precast concrete architectural wall panels.....		327390-12	11/84	355.852	355.603	357.649	357.649	357.706
Burial vaults and boxes, precast concrete.....		327390-13	12/79	473.472	473.472	473.472	473.472	473.472
Precast concrete products (excl burial vaults and boxes, slabs and tile, and arch. wall panels).....		327390-14	12/79	402.374	402.792	404.697	408.324	410.385
Prestressed concrete products.....		327390-4	12/79	417.926	420.717	419.937	418.681	418.681
Prestressed concrete products (excl bridge beams and solid and hollow cored slabs and panels).....		327390-43	06/94	214.039	217.906	217.906	217.906	217.906
Prestressed concrete bridge beams.....		327390-46	01/17	210.378	210.378	210.676	209.928	209.928
Prestressed concrete solid and hollow cored slabs and panels.....		327390-47	01/17	173.449	171.783	169.202	167.439	167.439
Secondary products and miscellaneous receipts.....		327390-SM						
Secondary products.....		327390-S	12/79	513.295	513.295	513.295	540.366	546.712
Lime and gypsum product manufacturing.....	3274		12/03	253.465	251.941	251.243	250.956	250.704
Lime manufacturing.....	32741		12/03	316.528	316.989	320.383	320.489	321.018
Lime manufacturing.....	327410		12/85	406.971	407.564	411.927	412.063	412.743
Primary products.....		327410-P	12/85	423.427	424.044	428.583	428.725	429.433
Lime.....		327410-0	12/04	308.362	308.811	312.117	312.220	312.735
Gypsum product manufacturing.....	32742		12/03	241.979	239.697	237.540	237.105	236.569
Gypsum product manufacturing.....	327420		06/81	395.357	391.630	388.105	387.394	386.519
Primary products.....		327420-P	06/81	424.513	420.504	416.714	415.949	415.008
Gypsum building materials.....		327420-1	12/93	357.236	353.221	349.426	348.659	347.717
Other gypsum products.....		327420-5	01/00	243.423	243.423	243.423	243.423	243.423
Secondary products and miscellaneous receipts.....		327420-SM						
Other nonmetallic mineral products.....	3279		12/84	259.869	260.922	261.655	261.247	261.495
Abrasive product manufacturing.....	32791		12/03	173.840	175.373	175.587	175.834	175.090
Abrasive product manufacturing.....	327910		12/80	289.983	292.537	292.893	293.457	292.218
Primary products.....		327910-P	12/80	306.901	309.635	310.017	309.924	308.593
Nonmetallic sized grains, powders, and flour abrasives (incl. graded only).....		327910-1	06/87	245.397	245.397	245.397	245.397	245.397
Nonmetallic abrasive products (including diamond abrasives).....		327910-4	12/80	293.746	294.147	294.034	296.201	297.079
Nonmetallic coated abrasive products and buffing wheels, polishing wheels, and laps.....		327910-7	12/80	367.276	368.945	369.262	369.262	369.262
Secondary products and miscellaneous receipts.....		327910-SM						
Miscellaneous receipts.....		327910-M	12/80	366.530	367.818	367.818	366.044	366.044
All other nonmetallic mineral product mfg.....	32799		12/03	200.890	201.502	202.136	201.692	202.108
Cut stone and stone product manufacturing.....	327991		12/84	244.338	244.338	243.387	243.387	243.391
Primary products.....		327991-P	12/84	238.082	238.082	237.135	237.135	237.135
Dressed dimension granite (including gneiss, syenite, diorite, and cut granite).....		327991-1	12/84	234.310	234.310	232.467	232.467	232.467
Dressed dimension marble and other stone.....		327991-7	12/84	237.475	237.475	237.841	237.841	237.841
Secondary products and miscellaneous receipts.....		327991-SM						
Secondary products.....		327991-S	12/84	227.372	227.372	227.453	227.453	227.636
Ground or treated mineral and earth manufacturing.....	327992		06/85	305.484	309.371	311.076	310.859	311.391
Primary products.....		327992-P	06/85	299.127	303.002	304.696	304.512	305.104
Ground or treated minerals and earths.....		327992-0	06/85	299.127	303.002	304.696	304.512	305.104
Treated lightweight aggregate and crushed slag, minerals and earths.....		327992-04	12/14	152.892	154.724	154.724	154.724	154.724
Other minerals or earths, treated.....		327992-06	12/14	86.163	87.728	88.858	88.735	88.735
Secondary products and miscellaneous receipts.....		327992-SM						
Mineral wool manufacturing.....	327993		12/81	295.065	294.858	297.585	295.768	296.409
Primary products.....		327993-P	12/81	295.357	295.141	297.878	296.054	296.693
Mineral wool for thermal and acoustical envelope insulation.....		327993-1	12/81	305.267	306.348	305.792	304.248	305.122
Mineral wool for industrial, equipment, and appliance insulation.....		327993-4	12/81	245.571	243.843	250.139	248.218	248.496
Secondary products and miscellaneous receipts.....		327993-SM						
Miscellaneous nonmetallic mineral products manufacturing.....	327999		12/03	179.530	180.266	180.266	180.266	181.110
Primary products.....		327999-P	12/03	178.219	178.963	178.963	178.963	179.817
All other nonmetallic mineral products.....		327999-0	12/03	178.219	178.963	178.963	178.963	179.817
Other nonmetallic mineral products.....		327999-09	06/06	119.428	120.439	120.439	120.439	120.650
Secondary products and miscellaneous receipts.....		327999-SM						
Primary metal mfg.....	331		12/84	296.169	298.931	307.894	305.934	291.301
Iron & steel mills & ferroalloy mfg.....	3311		12/03	267.880	272.866	289.804	291.003	266.093
Iron & steel mills & ferroalloy mfg.....	33111		12/03	267.880	272.866	289.804	291.003	266.093
Iron and steel mills and ferroalloy mfg.....	331110		06/82	287.373	292.840	311.042	312.326	285.549
Primary products.....		331110-P	06/82	287.164	300.507	320.694	321.876	291.476
Steel ingots and semifinished products.....		331110-3	06/82	504.681	514.787	520.043	519.100	512.299
Ferroalloys and related products.....		331110-6	12/09	116.777	118.062	-	-	110.541

See footnotes at end of table.

Table 11. Producer price indexes for net output of selected industries and their products, not seasonally adjusted — Continued
 [July 2023]

Title ¹	Industry code	Product code	Index base	Unadjusted index ²				
				Mar. 2023	Apr. 2023 ^p	May 2023 ^p	June 2023 ^p	July 2023 ^p
Iron and steel mills and ferroalloy mfg - Continued								
Hot rolled steel bars, plates, and structural shapes.....		331110-7	06/82	294.088	298.196	305.322	303.476	297.178
Hot rolled steel bars, plates, and structural shapes, carbon.....		331110-71	12/17	169.344	171.487	176.024	174.985	171.066
Hot rolled steel bars, plates, and structural shapes, alloy.....		331110-76	12/10	140.527	147.470	147.437	145.991	144.023
Secondary products and miscellaneous receipts.....		331110-SM						
Steel product mfg from purchased steel.....	3312		12/03	303.991	309.814	317.672	307.284	295.777
Iron & steel pipe and tube mfg from purchased steel.....	33121		12/03	362.845	361.339	364.100	346.420	336.718
Iron and steel pipe and tube manufacturing from purchased steel.....	331210		06/82	518.924	516.769	520.717	495.437	481.564
Primary products.....		331210-P	06/82	536.061	533.877	538.022	511.555	497.073
Iron and steel pipes and tubes, from purchased iron and steel.....		331210-0	06/82	536.061	533.877	538.022	511.555	497.073
Pipe and tube, carbon.....		331210-02	12/10	205.134	204.702	209.127	197.062	191.021
Pipe and tube, alloy.....		331210-03	12/10	161.219	157.474	151.016	145.214	140.221
Pipe and tube, stainless.....		331210-04	12/10	132.791	133.232	130.175	128.836	127.532
Secondary products and miscellaneous receipts.....		331210-SM1						
Rolling & drawing of purchased steel.....	33122		12/03	255.451	267.156	279.091	274.624	261.745
Rolled steel shape mfg.....	331221		06/82	286.978	311.531	342.180	335.932	317.904
Primary products.....		331221-P	06/82	263.821	288.858	320.278	314.001	291.763
Cold rolled steel sheet and strip, made from purchased steel.....		331221-1	06/82	265.972	316.067	365.394	357.576	321.000
Cold finished steel bars and bar shapes, made from purchased steel.....		331221-3	06/82	286.099	272.638	277.871	273.498	272.515
Secondary products and miscellaneous receipts.....		331221-SM						
Steel wire drawing.....	331222		06/82	329.716	333.391	331.534	327.014	314.125
Primary products.....		331222-P	06/82	337.505	341.402	339.422	334.673	321.002
Steel wire, including galvanized and other coated wire.....		331222-5	06/82	307.121	310.561	307.713	304.587	296.988
Carbon steel wire.....		331222-5A	06/82	306.657	306.918	308.493	306.644	300.043
Stainless steel wire.....		331222-5C	06/82	270.085	270.085	246.272	242.730	242.668
Secondary products and miscellaneous receipts.....		331222-SM						
Miscellaneous receipts.....		331222-M	03/98	149.928	149.928	151.789	143.802	143.802
Alumina & aluminum production & processing.....	3313		12/03	161.688	158.696	159.346	157.327	154.708
Alumina & aluminum production & processing.....	33131		12/03	161.781	158.788	159.438	157.418	154.797
Secondary smelting and alloying of aluminum.....	331314		12/03	191.603	188.271	187.071	184.691	181.204
Primary products.....		331314-P	06/80	207.064	203.395	202.069	199.432	195.577
Aluminum ingot, including billet, made by secondary smelters.....		331314-2	12/03	196.484	192.136	190.762	188.021	184.040
Aluminum and aluminum-base alloys powders, paste, and flakes.....		331314-5	12/03	137.657	141.866	141.866	141.946	141.866
Secondary products and miscellaneous receipts.....		331314-SM						
Aluminum sheet, plate, and foil mfg.....	331315		06/81	210.621	206.570	208.292	205.613	201.733
Primary products.....		331315-P	06/81	217.686	213.498	215.278	212.510	208.500
Aluminum sheet, plate, and foil.....		331315-0	06/81	217.686	213.498	215.278	212.510	208.500
Other aluminum rolling, drawing, and extruding.....	331318		12/81	273.729	268.296	268.480	266.303	262.981
Primary products.....		331318-P	12/81	283.943	278.031	278.216	275.971	272.742
Other extruded aluminum shapes, including rod, bar, and wire.....		331318-0	12/81	301.964	295.875	296.065	293.677	290.240
Secondary products and miscellaneous receipts.....		331318-SM						
Nonferrous (exc alum) production & processing.....	3314		12/03	283.124	283.530	280.629	276.188	275.714
Nonferrous metal (except aluminum) smelting and refining.....	33141		12/03	285.393	287.753	292.665	294.054	299.221
Nonferrous metal (except aluminum) smelting and refining.....	331410		12/09	112.345	113.273	115.206	115.753	117.786
Primary products.....		331410-P	12/09	116.554	117.572	119.791	120.336	122.494
Primary smelting and refining of copper.....		331410-1	06/80	307.476	-	-	-	-
Secondary products and miscellaneous receipts.....		331410-SM1						
Copper rolling/drawing/extruding & alloying.....	33142		12/03	327.259	324.547	316.437	309.207	308.702
Copper rolling, drawing, extruding, and alloying.....	331420		12/11	129.229	128.157	124.956	122.103	121.903
Primary products.....		331420-P	12/11	129.107	128.124	124.772	121.821	121.665
Copper wire and cable.....		331420-A	12/03	290.213	287.509	277.830	269.614	268.203
Copper and copper alloy mill shapes, except wire and cable.....		331420-B	12/22	104.294	103.383	101.070	99.105	99.053
Secondary products and miscellaneous receipts.....		331420-SM						
Miscellaneous receipts.....		331420-M	12/11	-	140.593	138.239	137.819	138.255
Other nonferrous roll/draw/extruding/alloying.....	33149		12/03	242.404	245.368	244.981	241.086	238.364
Nonferrous metal (except copper and aluminum) rolling, drawing, and extruding.....	331491		12/03	220.867	223.645	223.951	223.929	220.473
Primary products.....		331491-P	12/03	191.140	193.412	194.058	193.867	190.829
All other nonferrous metal mill shapes.....		331491-D	06/82	299.315	295.610	307.293	307.743	305.261
Nickel and nickel-base alloy mill shapes.....		331491-2	06/82	289.074	299.790	295.567	294.150	279.403
Titanium and titanium-base alloy mill shapes.....		331491-3	06/82	190.753	191.410	190.640	190.640	190.640
Secondary products and miscellaneous receipts.....		331491-SM						
Secondary products.....		331491-S	06/82	374.101	382.409	382.777	382.888	383.001

See footnotes at end of table.

Table 11. Producer price indexes for net output of selected industries and their products, not seasonally adjusted — Continued
[July 2023]

Title ¹	Industry code	Product code	Index base	Unadjusted index ²					
				Mar. 2023	Apr. 2023 ^P	May 2023 ^P	June 2023 ^P	July 2023 ^P	
Secondary smelting, refining, and alloying of nonferrous metal (except copper and aluminum).....	331492		12/03	267.137	270.317	269.249	261.417	259.402	
Primary products.....		331492-P	12/03	266.664	269.975	268.863	260.707	258.609	
All other miscellaneous secondary nonferrous metals, including secondary lead and zinc.....		331492-B	06/11	93.513	90.927	88.561	82.409	81.936	
Secondary products and miscellaneous receipts.....		331492-SM							
Foundries.....	3315		12/03	201.460	203.224	203.211	202.890	202.232	
Ferrous metal foundries.....	33151		12/84	290.529	291.963	291.989	291.985	290.323	
Iron foundries.....	331511		12/80	339.778	342.037	342.067	341.764	342.239	
Primary products.....		331511-P	12/80	326.233	328.402	328.150	327.849	328.321	
Ductile iron pressure pipe and fittings.....		331511-1	12/80	429.364	431.780	431.780	431.780	437.189	
Other ductile iron castings.....		331511-3	06/86	216.758	217.992	218.311	218.324	217.195	
Other ductile iron castings for automotive uses.....		331511-31	06/12	112.368	112.531	112.595	112.693	112.057	
Other ductile iron castings for all other uses.....		331511-32	06/12	139.303	140.443	140.722	140.664	139.975	
Other gray iron castings.....		331511-9	12/03	209.494	211.800	210.892	210.258	212.028	
Secondary products and miscellaneous receipts.....		331511-SM							
Steel investment foundries.....		331512		06/81	371.314	371.462	371.468	371.469	361.171
Primary products.....			331512-P	06/81	353.724	353.866	353.866	353.866	343.995
Steel investment castings.....	331512-0		06/81	353.724	353.866	353.866	353.866	343.995	
Secondary products and miscellaneous receipts.....	331512-SM								
Secondary products.....	331512-S	06/81	513.382	513.382	514.623	514.809	—		
Steel foundries, except investment.....	331513		06/81	275.928	277.452	277.501	278.193	278.320	
Primary products.....		331513-P	12/03	208.325	209.504	209.542	210.077	210.016	
Carbon steel castings, except investment.....		331513-1	06/81	293.405	297.243	297.179	297.774	297.435	
Alloy steel castings, excluding investment.....		331513-4	12/17	145.712	146.168	146.215	146.616	146.616	
High alloy steel castings, except investment.....		331513-41	06/81	403.331	403.331	403.123	403.123	403.123	
Other alloy steel castings, except investment.....		331513-43	12/03	189.891	191.610	191.972	193.486	193.486	
Secondary products and miscellaneous receipts.....		331513-SM							
Nonferrous metal foundries.....	33152		12/84	248.183	251.663	251.593	250.658	250.695	
Nonferrous metal die-casting foundries.....	331523		12/11	121.961	122.331	121.972	121.621	121.413	
Primary products.....		331523-P	12/11	123.168	123.549	123.174	122.765	122.552	
Aluminum die-castings.....		331523-1	06/83	192.278	193.244	192.743	192.477	192.168	
Nonferrous (except aluminum) die-castings.....		331523-3	06/91	261.520	260.461	259.241	256.492	255.926	
Secondary products and miscellaneous receipts.....		331523-SM							
Secondary products.....	331523-S	12/11	110.753	110.850	110.973	112.904	112.781		
Aluminum foundries, except die-casting.....	331524		06/91	229.167	228.679	229.789	230.053	231.702	
Primary products.....		331524-P	06/91	209.256	208.736	209.955	210.138	210.157	
Aluminum castings, excluding die-castings.....		331524-0	06/91	209.256	208.736	209.955	210.138	210.157	
Secondary products and miscellaneous receipts.....		331524-SM							
Secondary products.....	331524-S1	06/08	287.018	286.913	286.913	287.644	299.742		
Other nonferrous metal foundries, except die-casting.....	331529		12/11	135.847	144.456	144.528	142.864	142.378	
Primary products.....		331529-P	12/11	131.535	140.593	140.617	138.985	138.488	
Copper foundries (excluding die-casting).....		331529-5	06/83	414.335	413.189	413.327	404.341	401.604	
Secondary products and miscellaneous receipts.....		331529-SM							
Fabricated metal product mfg.....	332		12/84	276.350	278.554	278.602	278.639	278.478	
Forging & stamping.....	3321		12/03	176.255	178.818	177.388	176.274	175.241	
Forging & stamping.....	33211		12/03	176.283	178.847	177.417	176.303	175.270	
Iron and steel forging.....	332111		12/83	194.200	198.669	196.695	195.282	191.583	
Primary products.....		332111-P	12/83	191.734	195.808	193.779	192.326	188.272	
Hot impression die impact, press and upset steel forgings.....		332111-1	12/83	201.870	207.657	205.906	204.134	198.182	
Hot impression die impact, press and upset carbon steel forgings.....		332111-11	12/83	201.417	—	—	—	200.812	
Hot impression die impact, press and upset alloy steel forgings.....		332111-12	12/83	190.739	193.831	189.941	186.306	183.783	
Secondary products and miscellaneous receipts.....		332111-SM							
Nonferrous forging.....		332112		12/83	176.048	176.701	178.204	178.180	178.995
Primary products.....	332112-P		12/83	194.996	195.729	197.476	197.467	198.416	
Hot impression die impact, press and upset nonferrous forgings.....	332112-4		12/83	206.194	207.065	209.141	209.131	210.259	
Hot impression die impact, press, and upset aluminum and aluminum alloy forgings.....	332112-41		12/83	230.339	231.896	231.892	231.873	231.907	
Hot impression die impact, press, and upset titanium and titanium alloy forgings.....	332112-42		12/83	158.730	158.730	163.975	163.975	166.364	
Other nonferrous hot impression die impact, press, and upset forgings.....	332112-43		06/98	161.005	161.005	161.005	161.005	162.819	
Secondary products and miscellaneous receipts.....	332112-SM								
Custom roll forming.....	332114		12/03	187.611	193.942	190.008	185.429	181.904	
Primary products.....		332114-P	12/84	214.680	222.970	217.819	211.823	207.208	
Custom roll formed products (steel, aluminum and other metal).....		332114-0	06/90	208.433	216.481	211.481	205.659	201.178	

See footnotes at end of table.

Table 11. Producer price indexes for net output of selected industries and their products, not seasonally adjusted — Continued
 [July 2023]

Title ¹	Industry code	Product code	Index base	Unadjusted index ²				
				Mar. 2023	Apr. 2023 ^P	May 2023 ^P	June 2023 ^P	July 2023 ^P
Custom roll forming - Continued								
Secondary products and miscellaneous receipts.....		332114-SM						
Powder metallurgy part mfg.....	332117		12/03	133.475	134.542	134.759	134.759	136.619
Primary products.....		332117-P	12/03	134.069	135.142	135.359	135.359	137.227
Powder metallurgy parts.....		332117-0	12/91	137.600	138.701	138.924	138.924	140.841
Other metal stamping, except automotive.....	332119		06/84	254.601	254.307	253.715	254.922	256.519
Primary products.....		332119-P	12/03	197.586	197.230	196.916	198.761	199.649
Metal job stampings, except automotive.....		332119-3	06/84	258.818	258.023	257.419	260.970	261.780
Motor and generator metal job stamping.....		332119-32	06/07	128.988	129.505	129.505	129.505	134.406
Other metal job stampings.....		332119-33	06/07	177.462	177.462	176.877	176.877	177.397
Secondary products and miscellaneous receipts.....		332119-SM						
Cutlery & handtool mfg.....	3322		12/03	160.561	161.737	161.822	162.400	162.471
Cutlery & handtool mfg.....	33221		12/03	160.545	161.721	161.806	162.384	162.455
Metal cookware, cutlery, and flatware mfg.....	332215		12/11	128.058	128.909	128.909	128.909	128.909
Primary products.....		332215-P	12/11	127.507	128.272	128.272	128.272	128.272
Cutlery, scissors, shears, trimmers, and snips.....		332215-2	12/83	289.379	297.657	297.657	297.657	297.657
Secondary products and miscellaneous receipts.....		332215-SM						
Miscellaneous receipts.....		332215-M	12/11	129.593	135.303	135.303	135.303	135.303
Secondary products.....		332215-S	12/11	133.418	133.418	133.418	133.418	133.418
Saw blade, handsaw, and hand and edge tool mfg.....	332216		12/11	132.982	133.998	134.102	134.816	134.904
Primary products.....		332216-P	12/11	132.207	133.255	133.366	134.127	134.221
Edge tools, hand-operated.....		332216-4	06/96	203.259	213.133	213.133	213.133	213.133
All other miscellaneous hand tools, except handsaws.....		332216-7	12/11	135.112	135.869	135.869	135.869	135.869
Secondary products and miscellaneous receipts.....		332216-SM						
Miscellaneous receipts.....		332216-M	12/11	134.724	136.754	136.754	136.932	136.932
Secondary products.....		332216-S	12/11	137.628	137.631	137.637	137.640	137.641
Architectural & structural metals mfg.....	3323		12/03	256.746	258.176	257.538	257.685	256.896
Plate work & fabricated structural prod mfg.....	33231		12/03	279.131	280.517	279.683	278.905	277.280
Prefabricated metal buildings and components mfg.....	332311		12/81	506.427	507.492	506.259	511.405	516.937
Primary products.....		332311-P	12/81	524.592	525.768	524.712	530.233	535.936
Prefabricated metal bldg & component systems (excl. farm service bldgs, resid. bldgs, & parts).....		332311-1	12/81	575.996	579.152	579.152	579.145	586.377
Other prefabricated and portable metal buildings and parts.....		332311-3	12/81	416.666	413.656	410.364	427.585	430.066
Secondary products and miscellaneous receipts.....		332311-SM						
Fabricated structural metal mfg.....	332312		12/03	275.631	277.417	276.405	274.739	271.859
Primary products.....		332312-P	06/82	359.242	361.521	359.859	357.469	353.398
Fabricated structural metal bar joists and concrete reinforcing bars.....		332312-1	06/82	356.527	357.642	356.982	351.387	345.956
Fabricated structural iron and steel for industrial buildings metal bar joists, short span.....		332312-11	06/11	168.294	168.294	167.991	167.991	167.003
Fabricated structural iron & steel for commercial, residential, institutional, & public bldgs.....		332312-12	06/11	210.951	211.775	211.382	207.244	203.537
Other fabricated structural metal.....		332312-5	06/82	371.636	373.017	371.919	371.568	370.478
Fabricated structural metal for bridges.....		332312-6	06/82	258.560	276.284	262.946	268.420	251.366
Secondary products and miscellaneous receipts.....		332312-SM						
Plate work mfg.....	332313		12/03	224.927	224.927	224.927	224.927	224.927
Primary products.....		332313-P	12/03	222.292	222.292	222.292	222.292	222.292
Fabricated plate work (stacks and weldments).....		332313-0	03/80	337.154	337.154	337.154	337.154	337.154
Secondary products and miscellaneous receipts.....		332313-SM1						
Ornamental & architectural metal prod mfg.....	33232		12/03	237.625	239.110	238.655	239.695	239.705
Metal window and door mfg.....	332321		06/83	407.528	409.606	409.601	409.099	408.864
Primary products.....		332321-P	06/83	426.269	428.517	428.512	427.974	427.718
Metal molding and trim and store fronts.....		332321-B	06/83	1,068.620	1,068.620	1,068.587	1,067.305	1,067.266
Metal windows (except storm sash).....		332321-D	06/83	407.203	407.203	407.203	405.774	405.148
Metal doors (except storm doors).....		332321-1	06/83	412.053	415.295	415.290	414.946	414.737
Metal window and door screens (except combination screens) and metal weather strip.....		332321-9	06/83	345.474	345.474	345.474	345.239	345.239
Secondary products and miscellaneous receipts.....		332321-SM						
Secondary products.....		332321-S	06/83	339.456	339.456	339.456	339.348	339.348
Sheet metal work mfg.....	332322		12/82	295.954	298.789	297.586	300.724	301.089
Primary products.....		332322-P	12/82	292.143	295.055	293.690	297.220	297.879
Sheet metal electronic enclosures.....		332322-C	06/11	140.011	148.394	144.980	145.289	145.594
Steel sheet metal computer & peripheral equipment enclosures.....		332322-C1	06/11	122.817	140.428	133.284	133.823	133.858
Aluminum sheet metal computer & peripheral equipment enclosures.....		332322-C2	06/11	167.732	167.718	167.718	167.595	167.595
Other sheet metal electronic enclosures (excluding computers).....		332322-C3	06/11	135.351	135.296	135.290	135.436	136.072
Other sheet metal work.....		332322-G	12/03	167.334	167.321	167.538	169.965	170.189

See footnotes at end of table.

Table 11. Producer price indexes for net output of selected industries and their products, not seasonally adjusted — Continued
 [July 2023]

Title ¹	Industry code	Product code	Index base	Unadjusted index ²				
				Mar. 2023	Apr. 2023 ^p	May 2023 ^p	June 2023 ^p	July 2023 ^p
Sheet metal work mfg - Continued								
Aluminum and other sheet metal work		332322-G3	06/11	130.882	130.864	131.169	131.438	131.752
Sheet metal air-conditioning ducts and stove pipe		332322-1	12/03	293.527	293.527	293.527	292.469	292.469
Sheet metal roofing and roof drainage equipment		332322-7	12/03	242.701	242.183	242.956	250.913	251.339
Secondary products and miscellaneous receipts		332322-SM						
Secondary products		332322-S	12/03	199.524	199.548	200.365	200.371	200.850
Ornamental and architectural metal work mfg	332323		12/83	494.950	495.208	495.253	494.604	493.774
Primary products		332323-P	12/83	536.107	536.353	536.353	535.795	535.062
Open metal flooring, grating, and studs		332323-6	12/97	—	305.258	—	303.922	—
Ornamental and architectural metal work		332323-8	12/97	404.636	405.502	405.502	404.973	403.768
Iron, steel, and aluminum stairs, staircases, and fire escapes		332323-81	12/83	593.659	595.072	595.072	594.141	593.218
Steel and aluminum fences, gates (not wire), and railings and window guards ..		332323-82	12/97	296.245	296.732	296.732	296.504	294.753
Other architectural and ornamental work		332323-9	12/97	304.693	304.693	304.693	304.693	304.693
Other aluminum and metal architectural and ornamental work		332323-91	12/88	318.278	318.278	318.278	318.278	318.278
Metal stalls and corrals		332323-94	05/17	144.775	144.775	144.775	144.775	144.775
Secondary products and miscellaneous receipts		332323-SM						
Secondary products		332323-S	12/83	241.602	242.394	243.358	240.157	236.478
Boiler, tank & shipping container mfg	3324		12/03	225.147	225.901	226.295	226.080	225.197
Power boiler & heat exchanger mfg	33241		12/03	249.997	249.693	249.693	249.693	252.935
Power boiler and heat exchanger mfg	332410		12/03	250.168	249.864	249.864	249.864	253.108
Primary products		332410-P	12/03	250.204	249.918	249.918	249.918	253.253
Fabricated heat exchangers and steam condensers (excluding nuclear applications) ..		332410-1	03/80	521.109	520.082	520.082	520.082	520.343
Steel power boilers (stationary and marine), parts and attachments (excl. nuclear applications) ..		332410-6	05/21	122.239	—	—	—	—
Secondary products and miscellaneous receipts		332410-SM						
Secondary products		332410-S	03/80	470.037	470.037	470.037	470.037	484.820
Metal tank (heavy gauge) mfg	33242		12/03	238.777	240.933	241.224	241.238	240.954
Metal tanks, heavy gauge, mfg	332420		12/03	238.649	240.804	241.094	241.109	240.825
Primary products		332420-P	12/03	233.239	235.603	235.922	236.143	235.559
Metal tanks, heavy gauge		332420-0	12/03	233.239	235.603	235.922	236.143	235.559
Secondary products and miscellaneous receipts		332420-SM						
Secondary products		332420-S	03/80	338.228	338.196	338.196	335.738	338.998
Light gauge metal container mfg	33243		12/84	221.472	221.903	222.513	222.088	219.381
Metal can mfg	332431		06/81	220.701	221.196	221.191	220.757	217.194
Primary products		332431-P	06/81	219.411	219.904	219.897	219.478	215.916
Steel cans and tinware products		332431-1	06/81	338.370	338.370	338.370	338.370	338.370
Aluminum cans (including lids, ends, and parts shipped separately)		332431-3	06/81	154.993	155.576	155.568	155.073	150.863
Secondary products and miscellaneous receipts		332431-SM						
Other metal container mfg	332439		12/03	266.303	266.499	270.324	269.870	270.971
Primary products		332439-P	12/03	274.026	274.254	278.699	278.171	279.450
Steel shipping barrels & drums, exc. beer barrels (more than 12-gallon capacity) ..		332439-3	06/83	426.174	427.418	449.322	446.438	453.430
All other metal containers		332439-6	12/03	220.628	220.628	220.628	220.628	220.628
Secondary products and miscellaneous receipts		332439-SM						
Secondary products		332439-S	12/03	212.162	212.162	212.162	212.162	212.162
Hardware mfg	3325		12/03	204.048	203.033	202.996	202.919	203.043
Hardware mfg	33251		12/03	204.048	203.033	202.996	202.919	203.043
Hardware mfg	332510		06/85	273.690	272.328	272.278	272.176	272.341
Primary products		332510-P	06/85	261.324	259.953	259.877	259.748	259.930
All other miscellaneous hardware		332510-A	06/85	472.497	462.257	462.088	461.152	461.402
Furniture hardware (excluding cabinet hardware)		332510-2	06/85	293.555	292.864	291.581	290.099	290.099
Builders' hardware, including fabricated metal safe and vault locks, & cabinet hardware ..		332510-4	06/85	297.598	297.598	297.598	297.598	297.598
Motor vehicle hardware (lock units, door & window handles, window regulators, hinges, etc.) ..		332510-6	06/85	173.215	173.459	173.459	173.459	173.459
Other transportation equipment hardware, incl. marine & aircraft (excl. motor vehicle hardware) ..		332510-7	06/85	—	—	—	—	424.602
Secondary products and miscellaneous receipts		332510-SM						
Miscellaneous receipts		332510-M	07/85	389.091	390.021	391.881	393.898	392.635
Secondary products		332510-S	06/85	334.666	334.666	334.666	334.666	334.666
Spring & wire product mfg	3326		12/03	270.583	270.397	270.502	271.755	270.997
Spring & wire product mfg	33261		12/03	270.583	270.397	270.502	271.755	270.997
Spring mfg	332613		12/11	214.487	214.655	214.624	216.216	216.686
Primary products		332613-P	12/11	227.414	227.604	227.496	229.269	229.792
Cold formed steel springs, except wire		332613-3	06/81	507.472	509.821	509.179	509.697	509.846

See footnotes at end of table.

Table 11. Producer price indexes for net output of selected industries and their products, not seasonally adjusted — Continued
 [July 2023]

Title ¹	Industry code	Product code	Index base	Unadjusted index ²				
				Mar. 2023	Apr. 2023 ^p	May 2023 ^p	June 2023 ^p	July 2023 ^p
Spring mfg - Continued								
Precision mechanical wire springs.....		332613-5	12/82	289.663	288.883	288.717	287.987	289.405
Precision mechanical extension- and torsion-type wire springs.....		332613-51	06/01	226.741	226.269	226.269	224.775	224.045
Precision mechanical compression-type wire springs.....		332613-52	06/01	204.305	203.677	203.488	203.488	205.514
Secondary products and miscellaneous receipts.....		332613-SM						
Secondary products.....		332613-S	12/11	113.989	113.822	118.229	118.183	118.259
Other fabricated wire product mfg.....	332618		12/82	335.550	334.788	335.110	335.585	332.751
Primary products.....		332618-P	12/82	322.513	321.946	321.983	321.804	318.305
Other ferrous wire products, excluding springs, made from purchased wire.....		332618-B	12/82	371.923	370.551	368.643	365.044	364.997
Other fabricated wire products, made from purchased wire.....		332618-2	06/85	174.416	174.416	174.856	174.856	171.199
Ferrous wire cloth and other ferrous woven wire products, made from purchased wire.....		332618-3	12/82	194.179	194.179	194.179	192.868	192.868
Steel fencing and fence gates, made from purchased wire.....		332618-7	12/82	475.230	468.630	468.159	475.825	476.322
Steel nails, staples, tacks, spikes, and brads, made from purchased wire.....		332618-9	12/03	251.399	251.615	251.544	251.570	-
Secondary products and miscellaneous receipts.....		332618-SM						
Secondary products.....		332618-S	12/82	695.527	696.717	696.376	696.266	693.748
Mach shops, turn prod, screw, nut, bolt mfg.....	3327		12/03	170.379	170.719	171.420	171.932	172.145
Machine shops.....	33271		12/03	149.739	149.994	150.786	150.786	151.029
Machine shops.....	332710		06/84	199.190	199.529	200.582	200.582	200.906
Primary products.....		332710-P	06/84	197.486	197.855	199.006	199.006	199.359
Machine shop job work and job order repairs.....		332710-0	06/84	196.107	196.475	197.617	197.617	197.968
Secondary products and miscellaneous receipts.....		332710-SM						
Turned product & screw, nut & bolt mfg.....	33272		12/84	252.373	252.953	253.691	255.223	255.443
Precision turned product mfg.....	332721		12/83	248.379	248.458	247.926	249.450	248.572
Primary products.....		332721-P	12/83	235.209	235.293	234.730	236.341	235.413
Precision turned products, automotive.....		332721-1	12/83	162.944	162.942	162.942	165.593	166.119
Precision turned products, except automotive.....		332721-3	12/83	267.867	267.996	267.143	268.142	266.450
Secondary products and miscellaneous receipts.....		332721-SM						
Bolt, nut, screw, rivet, and washer mfg.....	332722		06/82	282.704	284.221	287.266	288.954	291.128
Primary products.....		332722-P	06/82	290.040	291.688	294.993	296.823	299.127
Nonthreaded metal fasteners (except aircraft types).....		332722-B	06/82	269.073	269.199	270.413	270.859	270.898
Aircraft fasteners, except plastics (including aerospace).....		332722-1	06/82	579.896	579.896	591.443	591.482	591.482
Externally threaded metal fasteners (except aircraft types).....		332722-3	06/82	245.351	247.955	250.752	253.450	252.319
Hex bolts, including heavy, tap-and-joint (excluding high-strength structural & aircraft types).....		332722-3122	06/82	203.910	203.394	207.794	209.078	210.304
Other metal bolts, including square, round, plow, high-strength structural, & bent bolts.....		332722-3133	12/99	287.463	293.517	302.018	302.018	302.018
Cap, set, machine, lag, flange, and self-locking screws (except aircraft types) ..		332722-3144	12/87	297.841	300.369	300.871	300.668	301.369
Internally threaded fasteners (except aircraft types).....		332722-5	06/82	150.975	152.276	152.350	154.211	153.970
Secondary products and miscellaneous receipts.....		332722-SM						
Miscellaneous receipts.....		332722-M	06/82	259.901	259.743	259.743	259.743	262.649
Coating/engrave/heat treating & other activity.....	3328		12/03	169.436	171.396	171.983	171.697	173.381
Coating/engrave/heat treating & other activity.....	33281		12/84	233.122	235.818	236.625	236.233	238.549
Metal heat treating.....	332811		06/85	230.707	239.237	239.237	239.237	247.624
Primary products.....		332811-P	06/85	206.116	210.202	210.202	210.202	215.809
Heat treating of metal for the trade (pickling, annealing, etc.).....		332811-0	06/85	206.116	210.202	210.202	210.202	215.809
Secondary products and miscellaneous receipts.....		332811-SM						
Metal coating and nonprecious engraving.....	332812		12/84	201.419	202.679	204.057	201.825	202.537
Primary products.....		332812-P	12/84	209.756	211.186	212.749	210.217	211.024
Metal coating, engraving, and allied services.....		332812-0	12/84	209.756	211.186	212.749	210.217	211.024
Secondary products and miscellaneous receipts.....		332812-SM						
Electroplating, anodizing and coloring metal.....	332813		12/84	251.245	251.327	251.327	254.984	254.984
Primary products.....		332813-P	12/84	257.051	257.139	257.139	261.096	261.096
Electroplating, plating, polishing, anodizing and coloring metal.....		332813-0	12/84	257.051	257.139	257.139	261.096	261.096
Secondary products and miscellaneous receipts.....		332813-SM						
Other fabricated metal product mfg.....	3329		12/03	206.365	210.260	210.763	210.642	211.043
Metal valve mfg.....	33291		12/03	223.912	233.245	234.683	234.875	235.564
Industrial valve mfg.....	332911		06/91	322.803	323.257	327.152	327.152	327.147
Primary products.....		332911-P	06/91	334.427	334.912	338.572	338.572	338.567
Automatic regulating and control valves and parts (except nuclear), power operated.....		332911-F	12/82	406.705	406.733	406.733	406.733	406.733
Industrial valves for water works and municipal equipment (IBBM, AWWA, and UL).....		332911-N	06/91	373.078	374.062	378.901	378.901	378.876
Industrial butterfly valves (all metals, pressures, and types), incl. manual & power operated.....		332911-R	06/91	263.485	263.485	264.688	264.688	264.688

See footnotes at end of table.

Table 11. Producer price indexes for net output of selected industries and their products, not seasonally adjusted — Continued
 [July 2023]

Title ¹	Industry code	Product code	Index base	Unadjusted index ²				
				Mar. 2023	Apr. 2023 ^p	May 2023 ^p	June 2023 ^p	July 2023 ^p
Industrial valve mfg - Continued								
All other miscellaneous industrial valves.....		332911-X	06/91	284.493	284.493	290.515	290.515	290.515
Gates, globes, angles and other industrial valves.....		332911-1	06/91	365.353	366.547	367.034	367.034	367.034
Secondary products and miscellaneous receipts.....		332911-SM						
Miscellaneous receipts.....		332911-M	06/91	233.113	233.113	248.894	248.894	248.894
Secondary products.....		332911-S	06/91	268.846	269.106	274.260	274.260	274.259
Fluid power valve and hose fitting mfg.....	332912		06/91	275.595	309.701	311.092	311.832	314.610
Primary products.....		332912-P	06/91	280.003	316.442	316.708	317.520	320.473
Nonaerospace type hydraulic and pneumatic assemblies of hose.....		332912-N	12/98	148.743	148.744	148.851	148.977	149.006
Nonaerospace type flared (metal) fittings, couplings and assemblies.....		332912-T	06/91	228.573	228.573	228.573	228.573	228.573
Nonaerospace type flareless fittings and couplings (incl. nonmetal fittings).....		332912-U	06/91	227.676	227.676	227.676	227.676	227.676
Aerospace type hydraulic fluid power valves.....		332912-I	06/91	181.500	181.506	181.506	184.215	184.215
Nonaerospace type hydraulic directional control valves.....		332912-5	06/91	237.610	237.610	239.219	239.219	239.219
Nonaerospace type hydraulic valves, except directional control.....		332912-7	12/98	252.200	261.431	262.769	262.769	263.445
Nonaerospace type pneumatic directional control valves.....		332912-9	06/91	254.321	254.330	254.330	257.155	257.304
Secondary products and miscellaneous receipts.....		332912-SM						
Plumbing fixture fitting and trim mfg.....	332913		06/83	364.731	364.600	365.096	365.086	365.251
Primary products.....		332913-P	06/83	362.651	362.651	363.026	363.026	363.026
Miscellaneous metal and nonmetal plumbing fixtures, fittings, and trim.....		332913-6	06/83	395.435	395.435	395.435	395.435	395.435
Metal and nonmetal lavatory and sink fittings, excluding single control.....		332913-7	06/98	192.714	192.714	193.719	193.719	193.719
Secondary products and miscellaneous receipts.....		332913-SM						
Other metal valve and pipe fitting mfg.....	332919		12/82	380.698	383.774	383.765	383.748	383.087
Primary products.....		332919-P	12/82	409.596	413.006	412.996	412.977	412.415
Plumbing and heating valves and specialties, except plumbers' brass goods.....		332919-1	12/82	395.159	395.159	395.159	395.159	391.618
Metal fittings, flanges, and unions for pipe fittings.....		332919-4	12/82	493.201	497.898	497.884	497.858	497.720
Secondary products and miscellaneous receipts.....		332919-SM						
Secondary products.....		332919-S	12/82	245.478	246.470	246.470	246.470	244.398
All other fabricated metal product mfg.....	332999		12/03	193.959	193.949	193.771	193.383	193.571
Ball and roller bearing mfg.....	332991		06/83	347.029	346.945	346.883	346.928	346.928
Primary products.....		332991-P	06/83	335.976	335.382	335.327	335.499	335.499
Ball bearings, complete, unmounted.....		332991-1	06/83	286.842	286.842	286.842	286.842	286.842
Tapered roller bearings (including cups & cones), unmounted.....		332991-3	06/83	391.108	391.108	391.108	391.108	391.108
Other roller bearings, unmounted.....		332991-5	06/83	365.713	365.713	365.713	365.713	365.713
Mounted bearings (excluding plain).....		332991-7	06/83	474.792	474.792	472.699	473.446	473.446
Parts and components for ball and roller bearings (including balls and rollers) sold separately.....		332991-9	06/83	202.863	199.243	199.243	200.176	200.176
Secondary products and miscellaneous receipts.....		332991-SM						
Secondary products.....		332991-S	06/83	370.756	371.299	371.299	371.299	-
Small arms ammunition mfg.....	332992		06/85	303.638	302.465	302.894	303.233	303.300
Primary products.....		332992-P	06/85	337.889	336.397	336.939	337.370	337.370
Other ammunition products.....		332992-08	12/22	101.331	101.331	101.331	101.331	-
Secondary products and miscellaneous receipts.....		332992-SM						
Ammunition, except small arms, manufacturing.....	332993		12/85	270.201	270.868	271.236	271.230	272.494
Primary products.....		332993-P	12/85	251.866	251.866	252.930	252.930	253.390
Ammunition (excluding small arms), more than 30 mm (1.18 in.).....		332993-0	12/85	251.866	251.866	252.930	252.930	253.390
Secondary products and miscellaneous receipts.....		332993-SM1						
Fabricated pipe and pipe fitting mfg.....	332996		06/81	449.600	452.337	451.384	445.727	447.872
Primary products.....		332996-P	06/81	393.182	395.987	395.011	389.214	389.055
Fabricated pipe and pipe fittings made from purchased pipe.....		332996-0	12/02	260.016	261.871	261.226	257.392	257.287
Secondary products and miscellaneous receipts.....		332996-SM						
Miscellaneous fabricated metal product mfg.....	332999		12/03	182.854	182.435	182.087	182.138	181.728
Primary products.....		332999-P	12/03	182.615	182.132	181.741	181.614	181.098
All other miscellaneous fabricated metal products.....		332999-N	06/85	239.188	238.519	237.979	237.219	236.506
Secondary products and miscellaneous receipts.....		332999-SM						
Secondary products.....		332999-S	12/03	201.034	199.758	198.246	205.209	205.481
Small arms, ordnance, and ordnance accessories mfg.....	33299T		12/11	106.934	106.934	106.934	106.934	107.506
Primary products.....		33299T-P	12/11	107.324	107.324	107.324	107.324	107.785
Single barrel shotguns, other small firearms n.e.c., and parts & attachments for small arms.....		33299T-45	06/13	106.530	106.530	106.530	106.530	106.530
Secondary products and miscellaneous receipts.....		33299T-SM						
Machinery manufacturing.....	333		12/03	176.836	177.446	178.125	178.303	178.671
Agricultural, construction, and mining machinery mfg.....	3331		12/03	179.290	180.311	180.411	180.526	182.042
Agricultural implement manufacturing.....	33311		12/03	172.136	172.766	172.883	173.076	173.436
Farm machinery and equipment mfg.....	333111		12/82	285.758	286.935	287.430	287.862	288.646

See footnotes at end of table.

Table 11. Producer price indexes for net output of selected industries and their products, not seasonally adjusted — Continued
 [July 2023]

Title ¹	Industry code	Product code	Index base	Unadjusted index ²				
				Mar. 2023	Apr. 2023 ^P	May 2023 ^P	June 2023 ^P	July 2023 ^P
Farm machinery and equipment mfg - Continued								
Primary products.....		333111-P	12/82	286.321	287.446	287.960	288.344	289.123
Haying machinery and attachments.....		333111-A	12/82	316.531	320.310	320.310	320.310	336.116
Parts for farm machinery, for sale separately.....		333111-C	12/82	261.406	262.096	263.273	261.137	261.489
Farm plows, harrows, rollers, pulverizers, etc., and attachments.....		333111-E	12/02	283.843	283.843	283.843	289.896	289.896
All other farm machinery and equipment, excluding parts, including attachments....		333111-G	12/82	362.327	365.285	366.495	367.614	367.614
Commercial turf and grounds care equipment, including parts and attachments....		333111-J	12/82	257.626	259.236	259.236	259.353	259.353
Farm dairy equipment, sprayers and dusters, farm blowers, and attachments.....		333111-4	12/82	279.312	279.312	279.312	279.312	279.312
Planting, seeding, and fertilizing machinery and attachments.....		333111-7	12/82	287.134	287.134	287.134	287.495	286.673
Harvesting machinery (except hay and straw) and attachments.....		333111-9	12/82	321.592	320.954	321.542	322.091	323.057
Secondary products and miscellaneous receipts.....		333111-SM						
Miscellaneous receipts.....		333111-M	12/82	307.702	309.543	309.543	309.543	311.236
Secondary products.....		333111-S	12/82	269.048	272.066	272.634	273.033	273.456
Lawn and garden equipment mfg.....	333112		12/82	166.862	167.212	166.733	166.702	166.684
Primary products.....		333112-P	12/82	170.836	171.222	170.679	170.644	170.624
Consumer nonriding lawn, garden, and snow equipment.....		333112-1	12/82	151.712	152.474	151.840	151.769	151.584
Consumer riding lawn, garden, and snow equipment.....		333112-3	12/82	187.500	187.500	187.500	187.500	187.500
Parts and attachments for consumer lawn, garden, and snow equipment.....		333112-7	06/03	159.770	159.942	157.634	157.634	158.312
Secondary products and miscellaneous receipts.....		333112-SM						
Secondary products.....		333112-S	12/82	142.210	142.210	142.379	142.379	142.379
Construction machinery manufacturing.....	33312		12/03	185.842	186.464	186.507	186.572	190.056
Construction machinery mfg.....	333120		12/80	332.046	333.156	333.233	333.350	339.575
Primary products.....		333120-P	12/80	322.155	323.225	323.368	323.498	329.597
Power cranes, loaders, dozers, tractors, off-highway trucks, mixers, pavers, backhoes, etc.....		333120-1	12/03	185.506	186.194	186.268	186.219	190.865
Power cranes, draglines, & shovels (excavators) (incl. surface mining equip.) (excluding parts).....		333120-11	12/99	188.684	189.178	189.178	189.054	195.881
Mixers, pavers, and related equipment (excluding parts).....		333120-12	12/80	334.823	342.299	342.299	342.299	344.770
Off-highway trucks, haulers, truck-type tractor chassis, trailers, etc. (excluding parts).....		333120-13	12/03	185.630	185.823	185.823	—	—
Tractor shovel loaders (skid steer, wheel, crawler, and integral design backhoes).....		333120-14	12/80	345.437	345.437	346.004	346.012	350.021
Construction wheel and crawler tractors, dozers, self-propelled log skidders, etc.....		333120-15	12/03	178.362	178.404	178.433	—	—
Graders, rollers and compactors, forklifts, scrapers, trenchers, etc. (excluding parts).....		333120-16	12/03	206.869	206.869	207.041	207.041	210.838
Construction machinery for mounting (excluding parts, winches, snow clearing attachments).....		333120-17	12/99	189.511	189.511	189.511	189.511	192.898
Other construction machinery and equipment (excluding parts).....		333120-8	12/03	—	—	—	188.490	188.519
Parts for construction machinery and equipment, sold separately.....		333120-9	12/99	190.363	191.504	191.815	193.131	193.131
Parts for cranes, draglines, and shovels (including surface mining equipment) (sold separately).....		333120-91	06/07	180.864	180.864	180.864	183.849	183.849
Parts for off-highway wheel tractors and shovel loaders (sold separately).....		333120-92	06/07	139.949	139.949	139.949	139.949	139.949
Parts for other construction machinery (sold separately).....		333120-93	06/07	149.211	150.936	151.406	151.458	151.458
Secondary products and miscellaneous receipts.....		333120-SM						
Miscellaneous receipts.....		333120-M	12/80	526.230	534.935	534.935	535.480	535.480
Mining and oil and gas field machinery mfg.....	33313		12/03	189.777	192.474	192.649	192.696	192.937
Mining machinery and equipment mfg.....	333131		06/81	391.602	406.611	407.742	408.052	409.600
Primary products.....		333131-P	06/81	416.195	433.072	434.345	434.537	436.138
Mining machinery and equipment (except parts sold separately).....		333131-2	09/19	133.988	140.236	140.721	140.721	141.387
Underground mining machinery (except parts sold separately).....		333131-21	06/81	481.416	546.387	546.823	546.823	546.823
Mineral processing & beneficiation machinery (except parts sold separately)....		333131-23	06/81	475.178	475.178	475.178	475.178	475.178
Crushing, pulverizing & screening machinery (except parts sold separately)....		333131-25	06/81	461.395	461.395	461.395	461.395	—
Drills and other mining machinery (except parts sold separately).....		333131-27	06/81	449.347	449.347	453.906	453.906	460.758
Parts and attachments for mining machinery and equipment (sold separately)....		333131-9	06/81	333.633	340.183	340.560	341.242	341.242
Secondary products and miscellaneous receipts.....		333131-SM						
Miscellaneous receipts.....		333131-M	06/81	293.818	293.818	293.818	293.818	301.416
Oil and gas field machinery and equipment mfg.....	333132		12/80	307.977	308.949	308.957	308.957	308.969
Primary products.....		333132-P	12/80	302.953	303.933	303.933	303.933	303.933
Oil and gas field production machinery and equipment (except pumps).....		333132-A	12/80	261.650	263.803	263.803	263.803	263.803
Oil and gas field production machinery and equipment (except pumps and parts sold separately).....		333132-A1	12/10	135.667	137.123	137.123	137.123	137.123
Parts and attachments for oil and gas field production machinery and equipment (except pumps).....		333132-A2	12/10	130.655	130.655	130.655	130.655	130.655
Rotary oil and gas field drilling machinery and equipment.....		333132-1	12/86	311.095	311.095	311.095	311.095	311.095
Secondary products and miscellaneous receipts.....		333132-SM						
Industrial machinery manufacturing.....	3332		12/84	242.381	243.695	245.128	244.707	243.606
Other industrial machinery manufacturing.....	33324		12/84	239.046	240.343	241.755	241.341	240.254

See footnotes at end of table.

Table 11. Producer price indexes for net output of selected industries and their products, not seasonally adjusted — Continued
[July 2023]

Title ¹	Industry code	Product code	Index base	Unadjusted index ²				
				Mar. 2023	Apr. 2023 ^p	May 2023 ^p	June 2023 ^p	July 2023 ^p
Food product machinery mfg.	333241		12/83	347.260	347.662	354.133	354.847	354.747
Primary products.		333241-P	12/83	360.571	360.932	368.055	368.723	368.594
Dairy and milk products plant machinery and equipment.		333241-1	12/83	340.790	340.790	340.790	346.784	346.784
Commercial food products machinery (except packaging and cooking equipment).		333241-3	12/83	315.849	315.849	328.578	328.578	328.578
Industrial food products machinery for processing foods, beverages, & animal & fowl feed.		333241-5	12/83	376.209	377.140	377.140	377.137	376.805
Other industrial food and feed machinery.		333241-51	12/12	142.727	143.680	143.680	143.603	143.351
Machinery for sorting, grading, and cleaning fruits, vegetables, eggs, and for processing meat.		333241-52	12/12	160.198	160.198	160.198	160.253	160.253
Parts and attachments for industrial food and feed products machinery.		333241-53	12/12	141.455	141.510	141.510	141.510	141.114
Secondary products and miscellaneous receipts.		333241-SM						
Miscellaneous receipts.		333241-M	12/83	238.351	238.351	238.096	238.087	238.391
Secondary products.		333241-S	12/83	324.183	327.699	328.204	333.363	333.363
Semiconductor machinery mfg.	333242		12/03	98.482	99.387	99.550	98.137	98.132
Primary products.		333242-P	12/03	96.747	97.648	97.812	96.398	96.393
Semiconductor machinery and parts.		333242-0	06/87	124.476	125.637	125.847	124.027	124.022
Secondary products and miscellaneous receipts.		333242-SM						
Miscellaneous receipts.		333242-M	12/03	112.266	112.508	112.508	112.508	112.508
Sawmill, woodworking and paper machinery mfg.	333243		12/11	146.895	146.988	147.386	148.896	148.937
Primary products.		333243-P	12/11	146.344	146.438	146.853	148.413	148.454
Sawmill and woodworking machinery.		333243-A	12/80	355.681	355.681	355.681	355.681	355.681
Sawmill and woodworking machinery, excluding parts & attachments.		333243-A3	06/12	180.904	180.904	180.904	180.904	180.904
Parts, attachments & accessories for sawmill & woodworking machinery.		333243-A4	06/12	164.341	164.341	164.341	164.341	164.341
Paper industry machinery.		333243-B	06/82	280.383	280.683	282.010	286.992	287.122
Paper industry machinery, excluding parts & attachments.		333243-B1	12/03	145.911	145.911	146.157	149.845	149.845
Parts and attachments for paper industry machinery.		333243-B2	06/82	283.457	284.424	287.650	288.033	288.453
Secondary and miscellaneous receipts.		333243-SM						
Miscellaneous receipts.		333243-M	12/11	148.773	148.868	148.827	148.825	148.880
All other industrial machinery mfg.	333248		12/11	172.229	173.252	174.050	174.014	172.651
Primary products.		333248-P	12/11	178.253	179.358	180.220	180.181	178.687
Printing machinery and equipment mfg.		333248-4	12/82	181.640	182.084	182.446	181.947	182.137
All other miscellaneous printing trades machinery, including parts.		333248-4A	12/88	137.348	137.839	137.700	137.148	137.358
Other printing machinery and equipment, including pre-press preparation and typesetting.		333248-4A7	06/01	95.017	95.554	95.332	94.583	94.880
Parts, attachments, and accessories for printing trades machinery.		333248-4A8	06/01	136.848	137.064	137.099	137.055	137.055
Other industrial machinery.		333248-9	12/11	178.747	179.914	180.823	180.823	179.178
Plastics-working machinery and equipment and parts, excluding patterns and molds.		333248-91	12/81	250.454	250.902	251.939	251.939	250.625
Plastics-working machinery and equipment, excluding patterns, molds, and parts sold separately.		333248-919	12/08	129.832	130.100	130.620	130.620	129.835
Textile machinery (except parts, attachments, and accessories).		333248-95	12/80	212.183	212.183	212.183	212.183	212.183
Parts and attachments for textile machinery.		333248-97	12/80	237.995	237.995	237.995	237.995	237.995
All other industrial machinery.		333248-98	12/03	245.982	247.999	249.392	249.392	246.780
Secondary products and miscellaneous receipts.		333248-SM						
Commercial and service industry machinery manufacturing.	3333		12/03	152.307	152.402	152.676	152.914	152.935
Commercial and service industry machinery manufacturing.	33331		12/03	152.291	152.386	152.660	152.898	152.919
Commercial and service industry machinery mfg.	333310		12/11	139.715	139.802	140.053	140.271	140.290
Primary products.		333310-P	12/11	139.628	139.707	139.978	140.184	140.193
Optical instruments and lenses (incl. parts).		333310-4	06/91	127.724	128.185	128.185	127.980	127.926
Sighting, tracking, and fire-control equipment, optical type.		333310-41	12/85	-	-	-	143.711	143.711
All other miscellaneous optical instruments and lenses (incl. binoculars and astronomical).		333310-43	12/98	118.658	119.242	119.242	118.982	118.914
Commercial cooking and food warming equipment (incl. parts).		333310-5	06/82	440.498	440.498	440.498	440.498	440.498
Commercial non electric cooking and food warming equipment, ex. parts and accessories.		333310-51	06/07	208.706	208.706	208.706	-	-
Commercial electric cooking and food warming equipment, ex. parts and accessories.		333310-52	06/07	173.504	173.504	173.504	-	-
Parts and accessories for commercial cooking and food warming equipment.		333310-53	06/07	166.544	166.544	166.544	-	-
Other commercial and service industry machinery.		333310-9	05/23	-	-	100.000	100.099	100.122
Commercial laundry and drycleaning machinery (incl. parts).		333310-93	12/82	343.726	343.726	346.814	346.814	346.814
Commercial and industrial floor and carpet cleaning machines, ex. vacuum cleaners.		333310-95	09/16	140.533	140.533	140.533	141.251	142.242
Electronic teaching machines, teaching aids, etc., (incl. kits).		333310-97	09/16	104.281	104.281	104.281	104.281	104.281
All other parts and attachments for service industry equipment.		333310-98	06/07	-	-	-	147.624	147.624
Other service industry equipment.		333310-99	09/16	132.157	132.157	132.585	132.737	132.743
Secondary products and miscellaneous receipts.		333310-SM						
Miscellaneous receipts.		333310-M	12/22	102.437	102.595	102.527	102.663	102.927
Secondary products.		333310-S	12/22	99.973	100.507	100.509	101.807	101.807

See footnotes at end of table.

Table 11. Producer price indexes for net output of selected industries and their products, not seasonally adjusted — Continued
 [July 2023]

Title ¹	Industry code	Product code	Index base	Unadjusted index ²				
				Mar. 2023	Apr. 2023 ^P	May 2023 ^P	June 2023 ^P	July 2023 ^P
HVAC and commercial refrigeration equipment.....	3334		12/03	216.612	217.082	217.413	217.509	217.641
HVAC and commercial refrigeration equipment.....	33341		12/03	216.612	217.082	217.413	217.509	217.641
Fan, blower, air purification equipment mfg.....	333413		12/11	150.829	150.791	151.824	152.600	152.600
Primary products.....		333413-P	12/11	148.167	148.126	149.168	149.947	149.947
Air purification equipment.....		333413-1	12/03	166.831	166.749	167.230	168.793	168.793
Dust collection and other air purification equipment for industrial gas cleaning systems.....		333413-11	12/83	225.447	225.447	225.447	225.447	225.447
Dust collection and other air purification equipment for cleaning incoming air.....		333413-13	12/83	255.971	255.781	256.890	260.502	260.502
Air filters for air-conditioners and furnaces, etc. of 2400 CFM or less, except parts.....		333413-131	06/09	164.622	164.622	165.988	170.435	170.435
Other dust collection and air purification equipment, except parts.....		333413-132	06/09	147.994	147.994	147.994	147.994	147.994
Parts for dust collection and air purification equipment.....		333413-133	06/09	148.351	147.885	147.885	147.885	147.885
Industrial and commercial fans and blowers.....		333413-2	12/03	228.828	228.828	231.651	231.651	231.651
Centrifugal blower filter units, and classes I-IV centrifugal fans, except parts.....		333413-22	06/09	189.100	189.100	191.262	191.262	191.262
Other centrifugal fans and blowers, except parts.....		333413-23	06/09	183.477	183.477	185.662	185.662	185.662
Parts and accessories for fans and blowers.....		333413-29	06/09	172.382	172.382	173.200	173.200	173.200
Secondary products and miscellaneous receipts.....		333413-SM						
Secondary products.....		333413-S	12/11	152.704	152.704	152.704	152.704	152.704
Heating equipment (except warm air furnaces) mfg.....	333414		06/80	446.078	447.846	447.789	448.183	449.501
Primary products.....		333414-P	06/80	428.920	430.593	430.534	430.924	432.170
Other heating equipment, except electric (incl. parts for nonelectric equipment & oil burners).....		333414-D	06/99	229.515	230.302	230.234	230.684	230.493
Cast iron heating boilers, radiators, and convectors (except parts).....		333414-1	06/99	289.688	289.688	289.688	289.688	289.688
Domestic heating stoves (except electric and parts).....		333414-3	06/80	316.517	316.517	316.517	316.517	316.517
Floor and wall furnaces, unit heaters, infrared heaters, and mechanical stokers.....		333414-7	06/99	203.243	203.243	203.243	203.243	206.101
Secondary products and miscellaneous receipts.....		333414-SM						
Secondary products.....		333414-S	06/80	443.451	450.402	450.402	450.402	450.402
Air-conditioning, refrigeration, and forced air heating equipment mfg.....	333415		12/82	290.207	290.889	291.135	291.017	291.137
Primary products.....		333415-P	12/82	293.661	294.345	294.652	294.506	294.624
Warm air furnaces, including duct furnaces and humidifiers, and electric comfort heating.....		333415-C	12/89	223.601	225.175	222.086	224.304	224.938
Parts and accessories for air conditioning and heat transfer equipment.....		333415-D	12/89	272.444	272.504	272.504	272.218	272.218
Unitary air-conditioners, except air source heat pumps.....		333415-E	12/82	259.204	259.734	259.734	259.734	259.734
Heat pumps.....		333415-H	12/09	141.297	141.316	141.316	141.316	141.316
Heat transfer equipment (except elec dehumidifiers), mechanically refrigerated, self-contained.....		333415-2	12/03	246.215	248.167	251.386	250.345	250.661
Commercial refrigerators and related equipment.....		333415-3	12/82	400.788	400.788	400.788	399.457	399.457
Refrigeration condensing units, all refrigerants, except ammonia (complete).....		333415-5	12/82	383.032	383.703	383.703	383.703	383.703
All other miscellaneous refrigeration and air-conditioning equipment.....		333415-9	12/89	281.051	281.051	281.051	281.051	281.051
Secondary products and miscellaneous receipts.....		333415-SM						
Miscellaneous receipts.....		333415-M	12/82	259.165	259.165	259.165	259.165	259.165
Metalworking machinery manufacturing.....	3335		12/03	145.222	145.455	145.810	146.401	146.686
Metalworking machinery manufacturing.....	33351		12/03	145.207	145.440	145.796	146.387	146.671
Industrial mold mfg.....	333511		12/03	125.683	125.698	125.697	125.714	125.931
Primary products.....		333511-P	12/03	125.609	125.609	125.609	125.609	125.609
Industrial molds and mold boxes.....		333511-0	06/81	154.536	154.536	154.536	154.536	154.536
Industrial injection-type molds made of metal for plastics.....		333511-05	12/09	115.066	115.066	115.066	115.066	115.066
Other industrial molds and mold boxes.....		333511-06	12/09	124.764	124.764	124.764	124.764	124.764
Secondary products and miscellaneous receipts.....		333511-SM						
Secondary products.....		333511-S	12/03	146.018	146.018	146.018	146.018	-
Special tool, die, jig, and fixture mfg.....	333514		12/03	132.999	133.707	133.977	135.656	135.917
Primary products.....		333514-P	06/81	218.123	219.024	219.498	222.364	222.884
Special dies, tools, jigs, and fixtures.....		333514-0	06/81	218.123	219.024	219.498	222.364	222.884
Jigs and fixtures, including parts.....		333514-0A	06/81	337.397	338.108	339.309	343.405	344.632
Metalworking die and die sets.....		333514-0B	12/02	123.198	123.198	123.681	127.186	127.764
Standard punches, industrial prototypes, die parts & other special tooling for dies.....		333514-0C	06/94	155.115	156.390	156.390	157.172	157.172
Secondary products and miscellaneous receipts.....		333514-SM						
Miscellaneous receipts.....		333514-M	12/03	114.405	114.405	114.405	114.405	-
Secondary products.....		333514-S	12/03	133.996	137.025	137.412	140.277	140.277
Cutting tool and machine tool accessory mfg.....	333515		06/83	227.762	227.753	227.914	229.058	229.179
Primary products.....		333515-P	06/83	213.147	213.131	213.292	214.437	214.554
Cutting tools for machine tools and metalworking machinery.....		333515-4	06/83	201.056	201.038	201.217	201.785	201.915
Other cutting tools for machine tools, excluding tips and blanks.....		333515-41	12/00	146.904	146.904	146.904	146.904	146.904
End mills and milling cutters.....		333515-44	06/83	227.674	227.516	227.705	227.983	228.804
Threading tools, including blanks, tips and inserts.....		333515-45	06/07	124.952	124.952	124.952	126.690	126.690
Carbon and high-speed steel shank, solid, tipped carbide twist drills for machine tools.....		333515-48	12/11	124.280	124.280	125.388	128.026	128.304

See footnotes at end of table.

Table 11. Producer price indexes for net output of selected industries and their products, not seasonally adjusted — Continued
 [July 2023]

Title ¹	Industry code	Product code	Index base	Unadjusted index ²				
				Mar. 2023	Apr. 2023 ^P	May 2023 ^P	June 2023 ^P	July 2023 ^P
Cutting tool and machine tool accessory mfg - Continued								
Taps, carbide indexable, and throwaway inserts for machine tools.....		333515-49	12/11	135.597	135.597	135.597	135.597	135.597
Other attachments and accessories for machine tools and metalworking machinery.....		333515-5	06/83	257.650	257.650	257.650	262.738	262.738
Secondary products and miscellaneous receipts.....		333515-SM						
Secondary products.....		333515-S	06/83	230.961	230.961	230.961	230.961	230.961
Machine tool mfg.....	333517		12/11	130.105	130.119	131.126	131.351	131.866
Primary products.....		333517-P	12/11	127.041	127.051	128.137	128.169	128.665
Metal cutting machine tools.....		333517-2	06/83	220.506	220.528	221.704	221.736	222.793
Parts for metal cutting machine tools (sold separately) & rebuilt machine tools...		333517-26	06/83	202.910	202.910	202.910	202.676	205.421
Metal machining centers (multifunction numerically controlled machines).....		333517-27	06/83	201.222	201.222	201.222	201.222	201.222
Other metal cutting machine tools.....		333517-2B	12/09	124.106	124.106	124.991	124.991	125.739
Metal forming machine tools.....		333517-3	06/81	291.674	291.674	298.312	298.522	298.522
Metal punching and shearing (power & manual), and bending and forming machines (power only).....		333517-31	06/81	230.673	230.673	233.780	233.780	233.780
Parts for metal forming machine tools (sold separately) and rebuilt metal forming machine tools.....		333517-37	06/81	286.981	286.981	296.506	297.157	297.157
Secondary products and miscellaneous receipts.....		333517-SM						
Miscellaneous receipts.....		333517-M	12/11	146.461	146.461	146.461	146.461	147.577
Secondary products.....		333517-S	12/11	149.656	149.808	149.861	156.118	156.118
Rolling mill and other metalworking machinery mfg.....	333519		12/11	142.779	142.801	142.742	141.930	141.975
Primary products.....		333519-P	12/11	146.017	146.039	145.988	145.075	145.075
Other metalworking machinery, excluding handheld & ultrasonic.....		333519-83	06/83	327.674	327.677	327.677	327.677	327.677
Secondary products and miscellaneous receipts.....		333519-SM						
Miscellaneous receipts.....		333519-M	12/11	135.531	135.547	-	-	-
Turbine and power transmission equipment mfg.....	3336		12/84	221.517	222.080	222.366	222.523	221.566
Turbine and power transmission equipment mfg.....	33361		12/84	221.511	222.074	222.360	222.517	221.561
Turbine and turbine generator set units mfg.....	333611		06/82	255.927	256.388	256.817	256.420	252.034
Primary products.....		333611-P	06/82	256.581	257.017	257.422	257.047	252.903
Turbines and turbine generator sets.....		333611-0	06/11	119.261	119.464	119.652	119.478	117.552
Steam, gas, and other turbines and turbine generators.....		333611-05	12/03	151.563	151.734	151.852	152.170	148.592
Parts & accessories for turbines, turbine generators, and turbine generator sets.....		333611-07	12/03	145.221	145.221	145.221	145.221	145.221
Speed changer, drive, and gear mfg.....	333612		12/83	377.759	377.757	380.889	381.636	381.636
Primary products.....		333612-P	12/83	349.883	349.881	353.006	353.751	353.751
Gears, pinions, racks, and worms, sold separately.....		333612-3	12/83	256.145	256.142	261.379	261.379	261.379
Speed changers, industrial high speed drives, and parts other than loose gearing.....		333612-7	12/03	216.900	216.900	216.615	217.488	217.488
Secondary products and miscellaneous receipts.....		333612-SM						
Mechanical power transmission equipment mfg.....	333613		12/84	355.503	356.828	357.466	358.234	358.235
Primary products.....		333613-P	12/84	338.829	339.749	340.398	341.180	341.180
Mechanical power transmission equipment, except speed changers, drives, & gears.....		333613-3	12/84	369.304	370.525	371.385	372.074	372.074
Secondary products and miscellaneous receipts.....		333613-SM						
Other engine equipment mfg.....	333618		12/82	189.028	189.600	189.592	189.862	190.038
Primary products.....		333618-P	12/82	190.459	191.047	191.040	191.295	191.457
Parts & accessories for internal combustion engines, ex. aircraft & gasoline automotive engines.....		333618-F	12/82	244.777	245.725	245.725	245.725	245.617
Diesel, semidiesel, and dual-fuel engines (except automotive).....		333618-3	12/82	213.163	213.163	213.174	214.450	214.450
Diesel, semidiesel, and dual-fuel engines for automobiles, trucks, and buses.....		333618-5	12/82	165.475	166.394	166.394	166.394	166.394
Secondary products and miscellaneous receipts.....		333618-SM						
Secondary products.....		333618-S	12/82	176.864	176.864	176.864	176.864	176.864
Other general purpose machinery manufacturing.....	3339		12/03	197.925	198.535	200.224	200.564	201.145
Pump and compressor manufacturing.....	33391		12/03	206.202	206.065	209.562	210.336	212.333
Air and gas compressor mfg.....	333912		06/84	329.048	329.278	330.494	331.865	335.943
Primary products.....		333912-P	06/84	338.206	338.444	339.823	341.292	345.682
Air and gas compressors and vacuum pumps.....		333912-1	06/84	351.574	351.902	353.546	355.313	360.501
Parts & attachments for air & gas compressors, ex. refrigeration, ice making, & a/c.....		333912-6	06/84	400.957	400.957	402.658	404.359	410.079
Secondary products and miscellaneous receipts.....		333912-SM						
Miscellaneous receipts.....		333912-M	11/86	252.944	252.944	251.405	251.405	251.405
Measuring, dispensing, and other pumping equipment mfg.....	333914		12/83	344.011	343.501	352.057	353.263	356.043
Primary products.....		333914-P	12/83	344.456	343.903	352.450	353.678	356.659
Pumps and pumping equipment, excluding measuring and dispensing pumps.....		333914-1	12/09	147.858	147.612	151.280	151.807	153.087
Pumps and pumping equipment, complete, excluding measuring and dispensing pumps.....		333914-11	12/09	149.061	148.746	152.943	153.307	154.808
Domestic water systems.....		333914-111	12/83	313.273	313.273	313.273	313.273	313.273

See footnotes at end of table.

Table 11. Producer price indexes for net output of selected industries and their products, not seasonally adjusted — Continued
 [July 2023]

Title ¹	Industry code	Product code	Index base	Unadjusted index ²				
				Mar. 2023	Apr. 2023 ^P	May 2023 ^P	June 2023 ^P	July 2023 ^P
Measuring, dispensing, and other pumping equipment mfg - Continued								
Oil-well and oil-field pumps, except boiler feed.....		333914-113	12/09	121.896	121.896	121.896	121.896	121.896
Industrial pumps, excluding hydraulic fluid power pumps, automatic circulating pumps, etc.....		333914-114	12/83	353.647	352.621	366.309	367.495	372.390
Other pumps, except automotive circulating pumps, and measuring and dispensing pumps.....		333914-115	12/01	227.309	227.309	227.309	227.309	227.309
Parts and attachments for pumps and pumping equipment, excluding measuring and dispensing.....		333914-15	12/83	414.167	414.617	416.432	420.750	420.750
Secondary products and miscellaneous receipts.....		333914-SM						
Miscellaneous receipts.....		333914-M	12/17	123.265	123.265	123.265	124.129	124.129
Secondary products.....		333914-S	12/17	149.771	149.760	154.912	155.162	155.496
Material handling equipment manufacturing.....	33392		12/03	210.321	210.563	211.364	211.867	211.967
Elevator and moving stairway mfg.....	333921		06/81	239.089	241.847	241.847	241.847	241.847
Primary products.....		333921-P	06/81	227.609	230.497	230.497	230.497	230.497
Elevators and moving stairways.....		333921-1	06/81	220.024	223.317	223.317	223.317	223.317
Parts and attachments for elevators and moving stairways (sold separately).....		333921-3	06/81	290.614	290.591	290.591	290.591	290.591
Secondary products and miscellaneous receipts.....		333921-SM						
Conveyor and conveying equipment mfg.....	333922		06/84	293.598	293.971	294.982	295.219	295.040
Primary products.....		333922-P	06/84	281.846	282.210	282.842	282.955	282.780
Unit handling conveyors and conveying systems.....		333922-1	06/84	227.760	228.284	228.399	228.094	227.796
Unit handling gravity and trolley conveyors and conveying systems.....		333922-12	06/09	129.592	129.711	129.711	129.711	129.711
Unit handling tow, belt, roller, pneumatic, portable, carousel, and other nonbelt conveyors.....		333922-14	06/09	142.289	142.926	143.111	142.620	142.142
Parts and accessories for unit handling conveyors and conveying systems, sold separately.....		333922-7	06/84	274.835	275.674	275.674	275.899	275.899
Bulk material handling conveyors and conveying systems.....		333922-8	06/84	311.705	311.705	313.547	314.452	314.452
Parts and accessories for bulk material handling conveyors and conveying systems.....		333922-9	06/84	495.436	495.436	495.436	495.436	495.436
Secondary products and miscellaneous receipts.....		333922-SM						
Miscellaneous receipts.....		333922-M	06/84	389.943	389.943	417.263	426.370	426.370
Secondary products.....		333922-S	06/84	334.907	334.907	334.907	334.907	334.907
Overhead cranes, hoists and monorail systems mfg.....	333923		12/03	224.987	224.271	225.156	225.500	225.756
Primary products.....		333923-P	12/03	226.646	225.828	226.762	227.123	227.392
Hoists and parts and attachments for hoists (sold separately).....		333923-1	12/84	327.785	326.517	326.517	329.220	329.220
Overhead traveling cranes and monorail systems, including parts and attachments sold separately.....		333923-3	12/84	337.134	331.445	337.778	337.657	340.046
Winches, aerial work platforms, and automotive wrecker hoists, including parts and attachments.....		333923-7	12/03	231.163	231.163	231.517	231.517	231.517
Secondary products and miscellaneous receipts.....		333923-SM						
Secondary products.....		333923-S	12/03	205.311	211.479	211.150	211.161	211.167
Industrial truck, trailer, and stacker mfg.....	333924		12/79	329.427	329.556	331.388	333.221	333.635
Primary products.....		333924-P	12/79	333.060	333.191	335.066	336.921	337.345
Industrial trucks, tractors, mobile straddle carriers & cranes, & automatic stacking machines.....		333924-2	12/79	299.869	300.020	301.971	304.111	304.558
Work trucks with lifting & handling equipment, operator riding, electric, self-propelled.....		333924-21	06/02	223.534	223.953	229.132	229.355	229.355
Work trucks, not fitted with lifting and handling equipment.....		333924-25	06/02	212.340	212.381	212.393	214.678	215.255
Bulk powered material moving equipment, dock boards and metal pallets and skids.....		333924-26	06/02	204.455	204.455	204.455	206.084	206.084
Other work trucks with lifting & handling equipment, non-riding electric or any non-electric.....		333924-27	06/02	188.208	188.249	190.994	191.117	191.183
Parts and attachments for industrial trucks and tractors (sold separately).....		333924-3	12/86	356.987	356.987	357.857	357.808	357.982
Secondary products and miscellaneous receipts.....		333924-SM						
Secondary products.....		333924-S	12/79	512.014	512.727	512.751	526.004	525.616
All other general purpose machinery mfg.....	33399		12/03	183.631	184.876	186.089	186.100	186.204
Power-driven handtool mfg.....	333991		12/80	256.193	256.262	272.183	272.183	272.183
Primary products.....		333991-P	12/80	248.471	248.539	264.296	264.296	264.296
Power-driven handtools, pneumatic, hydraulic, and powder-actuated.....		333991-6	12/80	348.543	348.547	367.945	367.945	367.945
Power-driven handtools, electric (except battery powered), including parts.....		333991-9	12/04	141.069	141.271	151.128	151.128	151.128
Secondary products and miscellaneous receipts.....		333991-SM						
Miscellaneous receipts.....		333991-M	06/86	208.596	208.596	208.596	-	-
Welding and soldering equipment mfg.....	333992		12/84	354.135	361.208	361.208	361.208	361.443
Primary products.....		333992-P	12/84	370.391	377.537	377.537	377.537	377.771
Other welding equipment, components, and accessories (excluding arc, resistance, and gas).....		333992-A	06/90	184.479	185.178	185.178	185.178	185.178
Arc welding machines, components, and accessories, excluding electrodes and stud welding equip.....		333992-1	12/84	398.848	410.850	410.850	410.850	410.850
Resistance welders, components, accessories, and electrodes.....		333992-7	12/84	279.693	279.693	279.693	279.693	-
Gas welding and cutting equipment, parts, attachments, and accessories.....		333992-9	06/83	263.696	264.778	264.778	264.778	267.584
Secondary products and miscellaneous receipts.....		333992-SM						

See footnotes at end of table.

Table 11. Producer price indexes for net output of selected industries and their products, not seasonally adjusted — Continued
 [July 2023]

Title ¹	Industry code	Product code	Index base	Unadjusted index ²				
				Mar. 2023	Apr. 2023 ^p	May 2023 ^p	June 2023 ^p	July 2023 ^p
Welding and soldering equipment mfg - Continued								
Miscellaneous receipts.....		333992-M	12/84	258.015	261.284	261.284	261.284	262.788
Packaging machinery mfg.....	333993		12/88	272.381	273.919	276.228	279.648	279.648
Primary products.....		333993-P	12/88	278.416	280.384	282.799	286.367	286.367
Packing, packaging, and bottling machinery, excluding parts.....		333993-1	12/88	267.405	267.405	270.471	274.564	274.564
Parts for packing, packaging, and bottling machinery.....		333993-5	12/88	329.214	338.761	338.761	340.435	340.435
Secondary products and miscellaneous receipts.....		333993-SM						
Miscellaneous receipts.....		333993-M	12/88	211.023	—	—	—	—
Industrial process furnace and oven mfg.....	333994		06/81	293.383	296.888	299.508	299.758	301.841
Primary products.....		333994-P	06/81	289.580	293.320	296.282	296.499	298.382
Industrial process furnaces & ovens, & industrial electrical heating equipment.....		333994-0	12/04	169.591	171.781	173.516	173.643	174.746
Industrial process furnaces & ovens, & industrial electrical heating equipment, except parts.....		333994-0A	06/11	142.135	143.626	144.543	144.686	145.932
Parts and attachments for industrial process furnaces and ovens.....		333994-0B	06/11	141.715	144.530	147.517	147.517	147.517
Secondary products and miscellaneous receipts.....		333994-SM						
Miscellaneous receipts.....		333994-M	12/86	203.976	205.255	206.816	207.250	207.780
Fluid power cylinder and actuator mfg.....	333995		06/90	271.103	272.967	272.967	274.209	274.209
Primary products.....		333995-P	06/90	272.807	274.935	274.935	276.248	276.248
Nonaerospace-type hydraulic & all aerospace fluid power cylinders & actuators, linear & rotary.....		333995-2	06/90	264.694	265.149	265.149	266.873	266.873
Nonaerospace-type pneumatic fluid power cylinders & actuators, linear & rotary.....		333995-3	06/90	207.531	207.531	207.531	—	—
Parts for hydraulic & pneumatic fluid power cylinders & actuators, incl accumulators & cushions.....		333995-8	06/90	309.873	317.999	317.999	318.514	318.514
Secondary products and miscellaneous receipts.....		333995-SM						
Fluid power pump and motor mfg.....	333996		06/90	230.549	230.549	230.549	230.533	231.093
Primary products.....		333996-P	06/90	235.822	235.822	235.822	235.801	236.432
Nonaerospace-type reciprocating fluid power pumps.....		333996-1	12/97	200.173	200.173	200.173	200.173	199.918
Nonaerospace-type fluid power motors.....		333996-5	12/97	239.271	239.271	239.271	239.271	239.271
Parts for fluid power pumps, motors, and hydrostatic transmissions.....		333996-9	12/97	188.645	188.645	188.645	188.543	188.636
Secondary products and miscellaneous receipts.....		333996-SM						
Miscellaneous receipts.....		333996-M	06/99	184.836	184.836	184.836	184.836	184.836
All other miscellaneous general purpose machinery mfg.....	333998		12/84	285.140	286.479	286.732	284.713	284.638
Primary products.....		333998-P	12/84	279.205	280.650	280.842	278.762	278.433
Scale and balance mfg.....		333998-7	12/80	245.431	245.919	246.525	247.252	247.680
Retail, commercial, household, and mailing scales and balances.....		333998-74	12/91	195.584	195.584	195.584	195.584	196.020
Parts, attachments, and accessories for scales and balances.....		333998-76	12/91	267.780	268.862	270.897	271.681	272.758
Vehicle and industrial scales.....		333998-77	12/91	202.080	202.420	202.737	203.372	203.624
Motor truck and railroad track scales.....		333998-771	12/10	154.717	154.717	154.717	154.717	154.717
Industrial scales (including automatic checkweigher and bulkweigher scales).....		333998-772	12/10	171.619	172.865	174.023	175.002	175.924
All other miscellaneous general purpose machinery mfg.....		333998-9	12/84	279.575	281.078	281.239	278.970	278.589
Filters and strainers, except fluid power.....		333998-91	12/88	282.264	284.082	284.881	284.881	284.881
Industrial filters and strainers and reusable media, except fluid power.....		333998-911	06/07	173.294	173.294	173.909	173.909	173.909
Nonreusable media for filters and strainers, except fluid power.....		333998-912	12/88	274.433	277.865	277.865	277.865	277.865
Parts and accessories for filters and strainers, except fluid power.....		333998-913	12/88	357.112	378.856	378.856	378.856	378.856
All other miscellaneous general industrial machinery.....		333998-97	06/07	152.624	153.535	153.542	151.761	151.462
Secondary products and miscellaneous receipts.....		333998-SM						
Miscellaneous receipts.....		333998-M	12/22	100.672	100.672	101.259	101.259	103.604
Secondary products.....		333998-S	12/22	101.969	102.035	102.104	102.178	102.249
Computer & electronic product mfg.....	334		12/03	98.968	98.976	98.777	98.863	99.222
Computer & peripheral equipment mfg.....	3341		12/06	59.556	59.076	58.521	57.606	57.470
Computer & peripheral equipment mfg.....	33411		12/06	59.556	59.076	58.521	57.606	57.470
Electronic computer mfg.....	334111		02/23	99.875	99.745	97.520	95.216	95.101
Primary products.....		334111-P	02/23	99.860	99.714	97.219	94.636	94.507
Host computers, multiusers (mainframes, medium-scale systems, UNIX and PC servers).....		334111-5	02/23	99.836	99.759	96.810	93.809	93.727
Single user computers, microprocessor based, general purpose.....		334111-7	02/23	99.985	99.486	99.330	98.901	98.531
Portable computers, laptops, tablets and other single user computers.....		334111-72	02/23	98.245	98.584	97.341	97.114	97.183
Personal computers and workstations (excluding portable computers).....		334111-73	02/23	100.774	99.894	100.232	99.711	99.141
Secondary products and miscellaneous receipts.....		334111-SM						
Computer storage device mfg.....	334112		12/04	63.608	62.687	62.687	61.284	60.731
Primary products.....		334112-P	12/04	51.563	50.824	50.824	49.695	49.251
Computer storage devices (except parts, attachments and accessories).....		334112-1	12/04	50.950	50.195	50.195	49.044	48.591
Secondary products and miscellaneous receipts.....		334112-SM						
Computer terminal and other computer peripheral equipment mfg.....	334118		12/93	64.690	63.932	63.935	63.938	64.026
Primary products.....		334118-P	12/93	66.514	65.696	65.699	65.700	65.795

See footnotes at end of table.

Table 11. Producer price indexes for net output of selected industries and their products, not seasonally adjusted — Continued
 [July 2023]

Title ¹	Industry code	Product code	Index base	Unadjusted index ²				
				Mar. 2023	Apr. 2023 ^p	May 2023 ^p	June 2023 ^p	July 2023 ^p
Computer terminal and other computer peripheral equipment mfg - Continued								
Computer terminals (including POS and funds-transfer devices) and other computer peripherals.....		334118-D	12/93	40.177	39.240	39.243	39.244	39.244
Secondary products and miscellaneous receipts.....		334118-SM						
Miscellaneous receipts.....		334118-M	12/93	60.906	60.906	60.906	—	—
Secondary products.....		334118-S	08/94	56.145	56.145	56.145	56.572	56.575
Communications equipment mfg.....	3342		12/85	101.168	101.980	101.964	102.546	102.539
Telephone apparatus mfg.....	33421		12/03	92.306	92.307	92.294	95.787	95.032
Telephone apparatus mfg.....	334210		12/85	92.758	92.759	92.746	96.263	95.503
Primary products.....		334210-P	12/85	92.955	92.955	92.942	96.555	95.774
Telephone and wireline data networking equipment.....		334210-0	12/85	92.955	92.955	92.942	96.555	95.774
Secondary products and miscellaneous receipts.....		334210-SM						
Radio/TV broadcast & wireless comm equip mfg.....	33422		12/03	101.679	102.827	102.775	102.755	102.772
Broadcast and wireless communications equipment mfg.....	334220		12/91	95.382	96.459	96.410	96.391	96.407
Primary products.....		334220-P	12/91	91.637	92.708	92.659	92.640	92.650
Broadcast, studio, and related electronic equipment.....		334220-2	12/85	120.171	121.902	121.185	120.910	121.061
Radio station equipment.....		334220-5	06/13	108.982	114.046	114.046	114.046	114.046
Other broadcast and wireless communications systems and equipment.....		334220-9	06/13	106.799	107.779	107.779	107.779	107.779
Secondary products and miscellaneous receipts.....		334220-SM						
Other communications equipment mfg.....	33429		12/03	137.298	137.401	137.621	137.530	138.608
Other communications equipment mfg.....	334290		12/91	147.274	147.385	147.620	147.523	148.679
Primary products.....		334290-P	12/91	155.476	155.605	155.879	155.762	157.121
Alarm systems, including electric sirens and horns.....		334290-1	12/85	150.476	150.476	150.476	150.476	152.547
Intercommunications systems, incl inductive paging systems, excl telephone & telegraph.....		334290-3	12/85	265.742	265.742	272.201	272.201	272.201
Secondary products and miscellaneous receipts.....		334290-SM						
Secondary products.....		334290-S	12/91	161.426	161.426	163.327	164.360	164.389
Audio & video equipment mfg.....	3343		12/03	100.568	100.568	100.624	100.624	100.625
Audio and video equipment mfg.....	33431		12/03	100.568	100.568	100.624	100.624	100.625
Audio and video equipment mfg.....	334310		03/80	72.774	72.774	72.814	72.814	72.815
Primary products.....		334310-P	03/80	64.235	64.235	64.235	64.235	64.235
Speakers and commercial sound equipment.....		334310-4	03/80	180.844	180.844	180.844	180.844	180.844
Other consumer audio and video equipment.....		334310-5	03/80	141.643	141.643	141.643	141.643	141.643
Secondary products and miscellaneous receipts.....		334310-SM						
Miscellaneous receipts.....		334310-M	12/86	96.681	96.681	98.430	98.430	98.461
Semiconductor and other electronic component mfg.....	3344		12/84	57.291	57.023	56.428	56.554	56.820
Semiconductor and other electronic component mfg.....	33441		12/84	57.302	57.033	56.438	56.564	56.830
Bare printed circuit board mfg.....	334412		06/91	117.371	117.370	117.299	118.752	118.755
Primary products.....		334412-P	06/91	115.261	115.261	115.261	116.928	116.928
Bare printed circuit boards.....		334412-0	06/82	129.519	129.519	129.519	131.392	131.392
Secondary products and miscellaneous receipts.....		334412-SM2						
Semiconductors and related device mfg.....	334413		12/98	31.886	31.625	31.513	31.591	31.665
Primary products.....		334413-P	12/98	30.836	30.583	30.473	30.550	30.644
Other semiconductor devices, including parts such as chips, wafers, and heat sinks.....		334413-A	06/81	55.519	55.524	55.524	55.524	57.602
Integrated microcircuits, incl semiconductor networks, microprocessors, & MOS memories.....		334413-1	12/98	22.546	22.244	22.114	22.205	21.790
Secondary products and miscellaneous receipts.....		334413-SM						
Electronic connector mfg.....	334417		12/80	272.521	269.596	269.791	269.771	271.276
Primary products.....		334417-P	12/80	269.507	265.671	265.886	265.864	267.523
Electronic connectors, including parts.....		334417-0	12/80	269.507	265.671	265.886	265.864	267.523
Secondary products and miscellaneous receipts.....		334417-SM						
Secondary products.....		334417-S1	05/99	158.099	162.201	162.201	162.201	162.201
Printed circuit assembly mfg.....	334418		12/03	75.834	75.813	71.286	71.307	71.530
Primary products.....		334418-P	12/03	77.773	77.766	72.820	72.878	73.122
Printed circuit assemblies, loaded boards, modules, and consumer external modems.....		334418-9	06/06	83.661	83.653	78.333	78.396	78.658
Secondary products and miscellaneous receipts.....		334418-SM						
Other electronic component mfg.....	334419		12/03	151.438	151.527	152.350	152.664	155.162
Primary products.....		334419-P	12/03	156.952	157.050	157.970	158.320	161.090
Other electronic components.....		334419-0	12/03	156.952	157.050	157.970	158.320	161.090
Secondary products and miscellaneous receipts.....		334419-SM						
Secondary products.....		334419-S	12/03	104.722	104.721	104.382	104.300	104.336
Capacitor, resistor, coil, transformer, and other inductor mfg.....	33441K		12/11	154.830	155.086	155.120	155.087	155.087

See footnotes at end of table.

Table 11. Producer price indexes for net output of selected industries and their products, not seasonally adjusted — Continued
 [July 2023]

Title ¹	Industry code	Product code	Index base	Unadjusted index ²				
				Mar. 2023	Apr. 2023 ^P	May 2023 ^P	June 2023 ^P	July 2023 ^P
Capacitor, resistor, coil, transformer, and other inductor mfg - Continued								
Primary products.....		33441K-P	12/11	159.003	159.273	159.273	159.274	159.274
Capacitors for electronic circuitry.....		33441K-4	06/81	261.342	261.342	261.342	261.342	261.342
Electronic coils, transformers, and other inductors.....		33441K-6	06/00	165.911	166.509	166.509	166.511	166.511
Secondary products and miscellaneous receipts.....		33441K-SM						
Nav/measuring/medical/control instruments mfg.....	3345		12/03	142.423	142.666	142.981	143.134	143.806
Nav/measuring/medical/control instruments mfg.....	33451		12/03	142.423	142.666	142.981	143.134	143.806
Electromedical apparatus mfg.....	334510		06/85	86.471	86.498	86.708	86.708	87.929
Primary products.....		334510-P	06/85	74.831	74.856	74.974	74.974	76.096
Electromedical equipment, excluding ionizing radiation equipment.....		334510-2	12/02	86.138	86.170	86.319	86.319	87.737
Secondary products and miscellaneous receipts.....		334510-SM						
Miscellaneous receipts.....		334510-M	12/90	158.766	158.766	162.879	162.879	162.879
Search, detection, and navigation instruments.....	334511		12/91	188.120	188.370	188.371	188.458	189.312
Primary products.....		334511-P	12/91	184.489	184.742	184.742	184.834	185.705
Aeronautical, nautical & navigational instruments, not sending or receiving radio signals.....		334511-1	12/85	323.646	325.725	325.725	325.725	332.874
Search, detection, navigation, and guidance systems and equipment.....		334511-3	12/91	178.767	178.767	178.767	178.879	178.879
Secondary products and miscellaneous receipts.....		334511-SM						
Secondary products.....		334511-S	12/91	—	224.563	—	—	—
Automatic environmental control mfg.....	334512		12/79	306.940	310.054	315.897	316.221	316.221
Primary products.....		334512-P	12/79	273.040	276.133	281.936	282.257	282.257
Automatic environmental controls for monitoring residential, commercial, and appliance use.....		334512-0	12/03	145.708	147.358	150.455	150.626	150.626
Secondary products and miscellaneous receipts.....		334512-SM						
Miscellaneous receipts.....		334512-M	12/04	204.796	204.796	204.796	204.796	204.796
Industrial process variable instruments.....	334513		06/83	272.997	273.678	274.298	275.885	275.183
Primary products.....		334513-P	06/83	286.541	287.066	287.726	289.502	288.712
Process control instruments.....		334513-0	12/03	171.041	171.355	171.748	172.809	172.337
Secondary products and miscellaneous receipts.....		334513-SM						
Miscellaneous receipts.....		334513-M	06/83	243.736	247.314	247.314	247.314	247.314
Totalizing fluid meters and counting devices mfg.....	334514		12/85	244.644	247.490	247.954	249.290	251.035
Primary products.....		334514-P	12/85	249.669	252.789	253.315	254.789	256.669
Integrating and totalizing fluid meters, counting devices, and motor vehicle instruments.....		334514-0	12/85	249.669	252.789	253.315	254.789	256.669
Secondary products and miscellaneous receipts.....		334514-SM						
Secondary products.....		334514-S	12/85	183.509	183.509	184.924	184.924	184.924
Electricity and signal testing instruments mfg.....	334515		12/83	176.365	177.162	177.820	177.771	178.435
Primary products.....		334515-P	12/83	169.632	169.677	170.373	170.321	171.023
Test equipment for testing electrical, radio, and communication circuits, and motors.....		334515-4	12/83	170.259	170.318	171.208	171.142	172.041
Secondary products and miscellaneous receipts.....		334515-SM						
Analytical laboratory instrument mfg.....	334516		12/85	184.916	185.264	186.809	186.981	186.298
Primary products.....		334516-P	12/85	185.824	186.182	187.777	187.953	187.250
Analytical and scientific instruments, excluding optical.....		334516-0	12/85	185.824	186.182	187.777	187.953	187.250
Secondary products and miscellaneous receipts.....		334516-SM						
Irradiation apparatus mfg.....	334517		06/90	124.147	124.147	124.147	124.147	124.147
Primary products.....		334517-P	06/85	125.081	125.081	125.081	125.081	125.081
Irradiation (ionizing radiation) equipment.....		334517-0	06/85	125.081	125.081	125.081	125.081	125.081
Secondary products and miscellaneous receipts.....		334517-SM						
Other measuring and controlling device mfg.....	334519		06/85	204.360	203.906	203.985	204.331	205.246
Primary products.....		334519-P	06/85	195.699	195.243	195.319	195.663	196.566
Physical properties testing & inspection equipment and kinematic testing & measuring equipment.....		334519-4	06/85	200.880	200.919	200.919	200.919	200.919
Nuclear radiation detection and monitoring instruments.....		334519-5	06/85	246.669	246.669	247.589	248.578	248.578
Commercial, geophysical, meteorological, and general-purpose instruments and equipment.....		334519-7	06/85	197.587	197.972	197.972	196.724	196.724
Secondary products and miscellaneous receipts.....		334519-SM						
Miscellaneous receipts.....		334519-M	06/85	273.307	273.307	273.401	273.526	274.007
Manufacturing and reproducing magnetic and optical media.....	3346		12/03	117.341	117.341	117.513	117.768	117.753
Manufacturing and reproducing magnetic and optical media.....	33461		12/03	117.341	117.341	117.513	117.768	117.753
Manufacturing and reproducing magnetic and optical media.....	334610		01/19	137.493	137.493	137.695	137.993	137.976
Primary products.....		334610-P	01/19	138.675	138.675	138.878	139.179	139.161
Electrical equipment and appliance mfg.....	335		12/03	195.863	196.541	196.839	197.567	198.236
Electric lighting equipment mfg.....	3351		12/03	151.491	151.505	152.064	152.825	153.310

See footnotes at end of table.

Table 11. Producer price indexes for net output of selected industries and their products, not seasonally adjusted — Continued
 [July 2023]

Title ¹	Industry code	Product code	Index base	Unadjusted index ²				
				Mar. 2023	Apr. 2023 ^p	May 2023 ^p	June 2023 ^p	July 2023 ^p
Electric lighting equipment mfg.	33513		12/22	102.124	102.133	102.512	103.021	103.350
Residential electric lighting fixture mfg.	335131		12/83	247.606	247.597	248.147	248.164	248.170
Primary products.		335131-P	12/83	255.540	255.529	255.532	255.525	255.525
Residential-type electric lighting fixtures (except portable), including parts and accessories.		335131-1	12/83	232.962	232.956	232.956	232.943	232.943
Residential-type portable lighting fixtures, including parts and accessories.		335131-4	12/83	293.176	293.156	293.163	293.171	293.171
Secondary products and miscellaneous receipts.		335131-SM						
Secondary products.		335131-S	12/83	306.523	306.523	314.791	315.134	315.228
Nonresidential electric lighting fixture mfg.	335132		06/81	261.864	261.917	263.705	264.212	265.846
Primary products.		335132-P	06/81	259.741	259.665	261.613	262.167	263.947
Commercial and institutional-type electric lighting fixtures, including parts and accessories.		335132-1	06/81	248.997	248.911	251.132	251.764	251.939
Industrial-type electric lighting fixtures, including parts and accessories.		335132-5	06/81	290.410	290.410	290.410	290.410	301.811
Secondary products and miscellaneous receipts.		335132-SM						
Secondary products.		335132-S	06/81	321.936	323.810	323.810	323.800	—
Other lighting equipment, including lamps and bulbs mfg.	335139		06/85	179.229	179.228	179.265	181.085	181.141
Primary products.		335139-P	12/22	103.015	103.015	103.015	104.129	104.129
Electric lamp bulb, tubes, and components.		335139-1	12/83	84.553	84.553	84.553	88.436	88.436
Outdoor lighting equipment (including parts and accessories).		335139-2	06/85	209.474	209.474	209.474	209.474	209.474
Secondary products and miscellaneous receipts.		335139-SM						
Secondary products.		335139-S	06/85	190.443	190.431	191.133	—	—
Household appliance mfg.	3352		12/84	160.806	161.614	163.001	162.910	162.371
Small electrical appliance mfg.	33521		12/03	130.666	130.921	131.232	131.193	131.180
Small electrical appliance mfg.	335210		12/11	118.746	118.978	119.260	119.225	119.213
Primary products.		335210-P	12/11	119.259	119.497	119.788	119.749	119.737
Parts and attachments for small electric household appliances, including fan parts.		335210-5	12/82	193.285	193.285	193.285	193.285	193.285
Household vacuum cleaners and other floor care machines (including parts and attachments).		335210-6	12/82	128.149	129.266	129.146	129.565	129.565
Other small electric household appliances, including fans.		335210-7	05/21	116.406	116.423	116.817	116.663	116.649
Secondary products and miscellaneous receipts.		335210-SM						
Secondary products.		335210-S	12/82	208.689	208.874	208.587	208.997	208.946
Major household appliance mfg.	33522		12/03	163.347	164.261	165.861	165.760	165.114
Major household appliance mfg.	335220		05/16	133.339	134.082	135.389	135.306	134.778
Primary products.		335220-P	05/16	133.152	133.405	134.762	134.674	134.112
Household cooking appliances.		335220-1	06/81	169.912	170.505	173.821	173.384	172.198
Electric household ranges, ovens (including microwave), surface cooking units, and equipment.		335220-11	06/81	147.341	151.298	151.647	148.551	147.788
Gas household ranges, ovens, surface cooking units, and equipment (incl. parts and accessories).		335220-13	06/81	167.087	163.642	166.292	166.525	165.324
Other household ranges and cooking equipment, including outdoor equipment.		335220-15	06/81	238.556	238.576	253.200	259.838	257.383
Household refrigerators and home freezers.		335220-2	12/81	127.115	126.937	127.646	127.393	127.064
Household refrigerators, including combination refrigerator-freezers.		335220-21	12/81	120.161	120.378	120.723	120.416	119.717
Other major household appliances.		335220-8	12/82	305.872	306.839	307.898	308.705	308.028
Household water heaters, electric, for permanent installation.		335220-81	12/82	559.713	559.713	559.713	559.713	559.713
Household water heaters, excluding electric.		335220-83	12/82	561.307	561.307	561.307	561.307	561.307
Secondary products and miscellaneous receipts.		335220-SM						
Miscellaneous receipts.		335220-M	05/16	137.090	137.090	137.090	137.090	137.090
Electrical equipment mfg.	3353		12/03	201.852	202.750	203.016	204.593	206.438
Electrical equipment mfg.	33531		12/03	201.852	202.750	203.016	204.593	206.438
Electric power and specialty transformer mfg.	335311		06/81	413.641	414.723	415.858	419.280	429.638
Primary products.		335311-P	06/81	408.001	409.081	410.201	413.600	423.886
Secondary products and miscellaneous receipts.		335311-SM						
Motor and generator mfg.	335312		06/83	277.508	278.971	279.028	279.099	282.587
Primary products.		335312-P	06/83	276.161	277.670	277.729	277.802	281.010
Parts, supplies for motors, generators, generator sets, and other rotating equipment.		335312-C	12/87	283.064	283.064	283.064	283.064	284.351
Other motors and generators n.e.c.		335312-F	06/06	151.877	153.655	153.655	153.655	157.199
Fractional horsepower motors (rated at less than 746 watts) (except hermetics). ...		335312-1	06/83	210.586	210.586	211.117	211.775	211.775
Integral horsepower motors & generators other than for land transport equipment (exc hermetics).		335312-3	06/83	418.694	418.694	418.694	418.694	418.694
Secondary products and miscellaneous receipts.		335312-SM						
Miscellaneous receipts.		335312-M	12/86	284.106	284.133	284.121	284.121	285.137
Secondary products.		335312-S	06/83	263.157	263.179	263.179	263.179	270.125
Switchgear and switchboard apparatus mfg.	335313		06/85	292.638	294.956	295.637	298.146	299.555
Primary products.		335313-P	06/85	303.360	305.888	306.630	309.351	310.888

See footnotes at end of table.

Table 11. Producer price indexes for net output of selected industries and their products, not seasonally adjusted — Continued
 [July 2023]

Title ¹	Industry code	Product code	Index base	Unadjusted index ²				
				Mar. 2023	Apr. 2023 ^p	May 2023 ^p	June 2023 ^p	July 2023 ^p
Switchgear and switchboard apparatus mfg - Continued								
Switchgear, excluding ducts and relays.....		335313-A	06/85	338.288	338.288	339.733	345.224	347.933
Low voltage panelboards and distribution boards, 1000 volts or less.....		335313-3	06/85	260.153	266.881	266.967	266.967	266.967
Secondary products and miscellaneous receipts.....		335313-SM						
Relay and industrial control mfg.....	335314		06/85	271.108	271.119	271.120	274.987	274.988
Primary products.....		335314-P	06/85	289.296	289.296	289.296	293.573	293.574
Specific-purpose industrial controls.....		335314-C	01/19	123.503	123.503	123.503	124.589	124.591
General-purpose industrial controls.....		335314-F	01/19	134.383	134.383	134.383	137.680	137.680
Relays for electronic circuitry, industrial control overload and switchgear type.....		335314-1	06/90	225.683	225.683	225.683	-	-
Parts for industrial controls and motor-control accessories.....		335314-7	06/90	256.660	256.660	256.660	257.396	257.396
Secondary products and miscellaneous receipts.....		335314-SM						
Miscellaneous receipts.....		335314-M	06/85	289.180	289.180	289.180	289.180	289.180
Other electrical equipment & component mfg.....	3359		12/03	226.714	227.360	226.912	227.435	227.961
Storage battery mfg.....	33591		12/03	195.180	196.568	196.452	196.933	196.884
Battery mfg.....	335910		12/84	263.881	265.759	265.601	266.251	266.186
Primary products.....		335910-P	12/84	266.356	268.323	268.156	268.840	268.772
Storage batteries.....		335910-1	12/84	266.402	269.034	269.034	269.362	268.985
Storage batteries, lead acid type, BCI dimensional size group 8D or smaller.....		335910-11	12/84	256.068	259.998	259.998	259.998	259.436
Storage batteries, lead acid type, larger than BCI dimensional size group 8D.....		335910-12	12/84	313.957	313.957	313.957	316.397	316.397
Primary batteries.....		335910-2	12/80	254.327	254.067	253.373	255.171	256.097
Secondary products and miscellaneous receipts.....		335910-SM						
Secondary products.....		335910-S	12/84	297.600	297.600	297.600	297.600	297.600
Communication & energy wire & cable mfg.....	33592		12/03	258.495	260.042	258.177	256.313	258.648
Fiber optic cable mfg.....	335921		12/03	98.246	99.125	99.415	99.415	99.415
Primary products.....		335921-P	12/03	98.837	99.736	100.034	100.034	100.034
Fiber optic cable, made from purchased fiber optic strand.....		335921-0	12/03	98.837	99.736	100.034	100.034	100.034
Secondary products and miscellaneous receipts.....		335921-SM						
Other communication and energy wire mfg.....	335929		12/03	296.398	297.947	295.024	292.336	295.712
Primary products.....		335929-P	12/03	310.841	312.279	309.220	306.167	309.510
Electronic wire and cable, made of nonferrous metals (purchased wire).....		335929-A	12/82	326.854	327.337	326.764	317.216	316.922
Other insulated wire & cable, incl control & signal, made of nonferrous metals (purchased wire).....		335929-F	12/11	145.423	145.390	147.060	145.828	144.823
Power wire and cable, made from nonferrous metals (purchased wire).....		335929-1	12/82	509.578	512.653	511.472	515.137	531.156
Secondary products and miscellaneous receipts.....		335929-SM						
Wiring device mfg.....	33593		12/03	259.428	259.919	259.903	261.813	261.732
Current-carrying wiring device mfg.....	335931		12/81	288.260	289.270	289.326	293.352	293.237
Primary products.....		335931-P	12/81	278.921	279.936	279.993	284.028	283.855
Current-carrying wiring devices n.e.c.....		335931-A	06/06	185.455	186.385	186.380	192.374	192.518
Current-carrying switches for electrical circuitry (including vehicular switches).....		335931-1	12/99	174.385	175.461	175.402	175.436	175.537
Current-carrying wire connectors for electrical circuitry.....		335931-9	12/81	241.935	241.030	241.417	236.585	235.056
Secondary products and miscellaneous receipts.....		335931-SM						
Secondary products.....		335931-S	12/81	310.735	310.735	310.735	311.362	313.898
Noncurrent-carrying wiring device mfg.....	335932		12/81	614.061	614.236	614.037	614.510	614.367
Primary products.....		335932-P	12/81	627.210	627.411	627.181	627.727	627.563
Noncurrent-carrying electrical conduit and conduit fittings, incl. plastic conduit & fittings.....		335932-4	12/81	813.572	813.572	813.572	813.572	813.572
Other noncurrent-carrying wiring devices and supplies (boxes, covers, bar hangers, etc.).....		335932-6	12/81	509.895	510.702	509.780	511.966	511.307
Secondary products and miscellaneous receipts.....		335932-SM						
All other electrical equipment & component mfg.....	33599		12/03	168.532	168.343	168.210	168.878	169.138
Carbon and graphite product mfg.....	335991		06/85	226.672	225.775	226.202	226.187	226.982
Primary products.....		335991-P	06/85	240.352	239.390	239.848	239.832	240.685
Carbon and graphite products, including electrodes for electric arc furnaces.....		335991-0	06/85	240.352	239.390	239.848	239.832	240.685
Secondary products and miscellaneous receipts.....		335991-SM						
Miscellaneous receipts.....		335991-M	10/88	149.998	149.998	149.998	149.998	-
Miscellaneous electrical equipment mfg.....	335999		12/03	159.771	159.743	159.475	160.324	160.465
Primary products.....		335999-P	12/03	157.597	157.564	157.247	158.034	158.201
Rectifying apparatus.....		335999-3	12/85	206.407	210.586	210.586	210.586	210.586
All miscellaneous electrical equipment except rectifying apparatus.....		335999-4	06/08	141.479	141.099	140.780	141.572	141.740
Secondary products and miscellaneous receipts.....		335999-SM						
Transportation equipment manufacturing.....	336		12/03	139.113	139.266	139.519	139.569	139.791
Motor vehicle manufacturing.....	3361		12/03	124.372	124.126	124.071	123.862	124.096
Automobile and light truck manufacturing.....	33611		12/03	122.022	121.747	121.672	121.412	121.663

See footnotes at end of table.

Table 11. Producer price indexes for net output of selected industries and their products, not seasonally adjusted — Continued
 [July 2023]

Title ¹	Industry code	Product code	Index base	Unadjusted index ²				
				Mar. 2023	Apr. 2023 ^P	May 2023 ^P	June 2023 ^P	July 2023 ^P
Automobile, light truck and utility vehicle mfg.	336110		06/82	167.938	167.559	167.456	167.098	167.443
Primary products.		336110-P	06/82	165.809	165.432	165.331	164.974	165.317
Passenger cars and chassis.		336110-1	06/82	141.692	140.669	140.588	139.136	139.232
Trucks, truck tractors, & bus chassis 14,000 lb or less, incl. minivans & suvs.		336110-2	06/82	196.196	195.975	195.853	195.800	196.270
Secondary products and miscellaneous receipts.		336110-SM						
Heavy duty truck manufacturing.	33612		12/03	159.494	159.629	159.849	160.332	160.342
Heavy duty truck mfg.	336120		12/03	159.542	159.678	159.897	160.381	160.390
Primary products.		336120-P	12/03	161.043	161.168	161.376	161.867	161.877
Trucks, truck tractors, and bus chassis (chassis of own manufacture) 14,001 to 33,000 lbs.		336120-1	12/03	168.056	168.056	169.135	171.677	171.677
Buses, including military and firefighting vehicles (chassis of own manufacture). ..		336120-3	12/03	170.790	171.166	171.166	171.166	171.195
Secondary products and miscellaneous receipts.		336120-SM						
Motor vehicle body and trailer manufacturing.	3362		12/03	201.449	201.896	201.882	201.944	202.131
Motor vehicle body and trailer manufacturing.	33621		12/03	201.806	202.253	202.239	202.301	202.489
Motor vehicle body mfg.	336211		12/82	334.756	336.589	336.981	337.275	338.697
Primary products.		336211-P	12/82	330.513	332.465	332.867	332.719	334.232
Other truck and vehicle bodies, sold separately.		336211-5	12/08	152.721	152.609	152.609	152.185	152.176
Dump truck bodies, for sale separately.		336211-5A	12/08	175.894	175.894	175.894	169.821	169.821
All other truck and vehicle bodies, sold separately.		336211-5B	12/08	151.254	151.082	151.082	151.082	151.082
Buses and firefighting vehicles, complete, produced on purchased chassis.		336211-7	12/08	129.790	129.790	129.903	130.016	130.016
Other trucks and vehicles, complete, produced on purchased chassis.		336211-9	12/08	159.328	159.360	160.167	161.089	161.145
Other trucks and vehicles, complete, produced on purchased chassis, except upfitting trucks.		336211-91	09/15	141.388	141.462	143.316	144.910	145.039
Secondary products and miscellaneous receipts.		336211-SM						
Secondary products.		336211-S	12/82	285.326	285.338	285.546	291.330	291.356
Truck trailer mfg.	336212		12/79	370.850	372.648	372.071	372.064	369.114
Primary products.		336212-P	12/79	369.131	370.937	370.333	370.336	367.371
Truck trailers and chassis, axle rating 10,000 lbs or more.		336212-1	12/79	354.032	355.837	355.260	355.263	352.150
Truck trailers and chassis, axle rating less than 10,000 lbs.		336212-3	11/84	482.121	483.433	482.607	482.607	482.607
Secondary products and miscellaneous receipts.		336212-SM						
Secondary products.		336212-S1	05/21	143.181	143.210	143.225	143.324	143.331
Motor home mfg.	336213		06/84	216.723	216.723	216.723	216.785	217.978
Primary products.		336213-P	06/84	212.643	212.643	212.643	212.705	213.893
Motor homes built on purchased chassis.		336213-0	06/06	126.770	126.770	126.770	126.807	127.516
Secondary products and miscellaneous receipts.		336213-SM1						
Travel trailer and camper mfg.	336214		12/03	208.040	207.704	207.721	207.739	208.546
Primary products.		336214-P	12/03	209.293	208.980	208.980	208.995	209.746
Travel trailers.		336214-1	06/84	280.580	280.580	280.580	280.580	282.217
Conventional travel trailers.		336214-19	12/11	169.040	169.040	169.040	169.040	170.612
Fifth wheel travel trailers.		336214-1A	12/11	—	—	—	174.620	174.620
Automobile and light truck trailers.		336214-3	12/92	264.836	262.615	262.615	262.723	262.276
Camping trailers, campers, pick-up covers, and parts.		336214-5	06/84	344.148	344.148	344.148	344.148	344.148
Other parts and components, excluding appliances and furnishings.		336214-53	06/84	344.468	344.468	344.468	344.468	344.468
Truck campers, caps, box covers, and fold-down camping trailers.		336214-56	06/14	145.460	145.460	145.460	145.460	145.460
Secondary products and miscellaneous receipts.		336214-SM						
Secondary products.		336214-S	06/84	245.244	245.346	249.945	250.018	250.018
Motor vehicle parts manufacturing.	3363		12/03	126.452	126.735	126.965	127.005	127.135
Motor vehicle gasoline engine and parts mfg.	33631		12/03	127.427	127.666	127.824	127.514	127.572
Motor vehicle gasoline engine and engine parts mfg.	336310		12/03	127.915	128.154	128.313	128.002	128.060
Primary products.		336310-P	12/03	127.621	127.879	128.041	127.706	127.766
Gasoline engines and engine parts (excluding carburetors).		336310-2	12/03	126.781	127.008	127.180	126.818	126.843
Carburetors, pistons, piston rings, and valves.		336310-3	12/82	195.590	196.495	196.550	196.550	197.234
Secondary products and miscellaneous receipts.		336310-SM						
Miscellaneous receipts.		336310-M1	09/18	120.921	120.921	120.921	120.921	121.247
Secondary products.		336310-S	12/11	116.938	116.783	116.875	117.048	117.048
Motor vehicle electric equipment.	33632		12/03	121.732	122.192	122.433	122.363	122.357
Motor vehicle electrical and electronic equipment mfg.	336320		12/03	121.269	121.727	121.967	121.898	121.892
Primary products.		336320-P	12/03	115.141	115.600	115.826	115.751	115.740
Vehicular lighting equipment.		336320-1	12/83	138.170	138.168	138.283	138.077	138.077
Other motor vehicle electrical and electronic equipment.		336320-2	12/03	114.775	115.356	115.616	115.568	115.553
Battery charging alternators, generators, and regulators.		336320-23	12/82	136.771	137.422	137.822	137.890	137.704
Parts for engine electrical and electronic equipment.		336320-2A	12/82	164.318	166.514	166.514	166.514	166.514
All other miscellaneous non-engine electrical and electronic equipment.		336320-2D	12/03	119.793	120.065	120.041	119.966	119.966
All other miscellaneous complete engine electrical equipment, including spark plugs.		336320-2U	12/82	126.226	128.165	128.812	128.726	128.726

See footnotes at end of table.

Table 11. Producer price indexes for net output of selected industries and their products, not seasonally adjusted — Continued
[July 2023]

Title ¹	Industry code	Product code	Index base	Unadjusted index ²				
				Mar. 2023	Apr. 2023 ^p	May 2023 ^p	June 2023 ^p	July 2023 ^p
Motor vehicle electrical and electronic equipment mfg - Continued								
Secondary products and miscellaneous receipts.....		336320-SM						
Miscellaneous receipts.....		336320-M	12/03	139.258	140.987	141.028	141.060	140.875
Secondary products.....		336320-S	12/03	129.412	129.274	129.129	129.818	130.651
Motor vehicle steering and suspension parts.....	33633		12/03	110.534	110.641	110.069	110.248	110.847
Motor vehicle steering and suspension components (except spring) manufacturing.....	336330		12/03	110.325	110.432	109.861	110.040	110.637
Primary products.....		336330-P	12/03	107.106	107.132	106.640	106.843	107.503
Motor vehicle steering and suspension components (excluding spring), new and rebuilt.....		336330-0	12/99	106.911	106.937	106.446	106.648	107.306
Secondary and miscellaneous receipts.....		336330-SM						
Motor vehicle brake system manufacturing.....	33634		12/03	137.743	140.284	140.478	140.243	139.568
Motor vehicle brake system mfg.....	336340		12/03	137.724	140.268	140.463	140.227	139.550
Primary products.....		336340-P	12/03	138.658	141.376	141.642	141.367	140.569
Motor vehicle brake parts and assemblies, new.....		336340-1	12/88	146.392	149.549	149.859	149.539	148.695
Motor vehicle drum brake assemblies and parts, new.....		336340-1E	12/05	152.090	150.656	151.631	150.542	151.976
Motor vehicle disc brake assemblies and parts, new.....		336340-1F	12/11	130.515	142.305	142.305	142.305	137.222
Other motor vehicle brake parts and assemblies, new.....		336340-1G	12/99	122.648	122.799	122.842	122.845	123.320
Secondary products and miscellaneous receipts.....		336340-SM						
Motor vehicle power train components mfg.....	33635		12/03	135.378	135.322	135.430	135.470	135.829
Motor vehicle transmission and power train parts manufacturing.....	336350		12/03	133.772	133.716	133.823	133.862	134.218
Primary products.....		336350-P	12/03	128.167	128.113	128.224	128.271	128.598
Motor vehicle drive train components, excluding wheels and brakes, new.....		336350-2	12/88	131.598	131.539	131.659	131.710	132.064
Motor vehicle transmissions (except auxiliary and parts), new.....		336350-20	06/12	115.939	115.934	115.934	115.934	115.464
Parts for manual and automatic transmissions, new.....		336350-23	12/88	129.138	128.682	129.124	129.139	130.874
Other motor vehicle drive train components, except wheels and brakes, new.....		336350-25	12/99	98.553	98.739	98.741	98.873	99.264
Motor vehicle drive train components, rebuilt.....		336350-3	12/03	143.716	143.716	143.727	143.727	143.727
Secondary products and miscellaneous receipts.....		336350-SM						
Secondary products.....		336350-S	12/03	138.435	138.434	137.930	137.151	138.875
Motor vehicle seating and interior trim mfg.....	33636		12/03	114.516	114.493	114.597	113.891	113.861
Motor vehicle seating and interior trim mfg.....	336360		12/03	114.456	114.433	114.536	113.834	113.804
Primary products.....		336360-P	12/03	112.867	112.851	112.957	111.796	111.769
Automobile trimmings.....		336360-1	12/03	93.628	93.628	93.430	93.140	93.140
Seats for public conveyance and aircraft.....		336360-3	12/01	118.283	118.242	118.801	117.465	117.397
Secondary products and miscellaneous receipts.....		336360-SM						
Secondary products.....		336360-S	12/03	162.298	162.175	161.571	163.314	163.293
Motor vehicle metal stamping.....	33637		12/03	126.799	127.151	127.105	127.847	127.981
Motor vehicle metal stamping.....	336370		12/82	138.874	139.260	139.211	140.022	140.169
Primary products.....		336370-P	12/82	129.971	130.291	130.248	131.043	131.173
Automotive job stampings (truck, bus, and passenger car).....		336370-0	12/82	129.971	130.291	130.248	131.043	131.173
Secondary products and miscellaneous receipts.....		336370-SM						
Secondary products.....		336370-S	12/82	141.649	142.958	142.833	142.866	142.837
Other motor vehicle parts manufacturing.....	33639		12/03	125.951	126.134	126.883	127.264	127.453
Other motor vehicle parts mfg.....	336390		12/03	128.455	128.642	129.405	129.794	129.986
Primary products.....		336390-P	12/03	125.883	126.052	126.834	127.231	127.424
Filters, new, internal combustion engines and motor vehicles.....		336390-A	12/82	188.017	189.940	190.874	190.874	190.874
Motor vehicle air-conditioning systems and compressors.....		336390-B	12/03	102.494	102.258	102.550	102.550	102.307
All other motor vehicle parts and accessories, including trailer hitches.....		336390-8	12/03	116.239	116.408	116.556	117.262	117.491
Secondary products and miscellaneous receipts.....		336390-SM						
Miscellaneous receipts.....		336390-M	12/11	121.379	123.322	-	-	-
Secondary products.....		336390-S	12/11	128.379	128.522	128.413	128.387	-
Aerospace product and parts manufacturing.....	3364		06/85	264.331	265.487	266.606	267.275	267.611
Aerospace product and parts manufacturing.....	33641		06/85	264.331	265.487	266.606	267.275	267.611
Aircraft mfg.....	336411		12/85	274.413	275.806	277.237	278.105	278.446
Primary products.....		336411-P	12/85	262.749	264.123	265.576	266.455	266.788
Civilian aircraft.....		336411-3	12/85	327.014	329.273	331.827	333.372	333.956
Military aircraft.....		336411-4	06/13	104.610	104.662	104.662	104.662	104.662
Secondary products and miscellaneous receipts.....		336411-SM						
Secondary products.....		336411-S	12/85	479.850	481.137	481.137	481.239	481.666
Aircraft engine and engine parts mfg.....	336412		12/85	257.445	258.100	258.233	258.317	258.911
Primary products.....		336412-P	12/85	254.997	255.722	255.917	256.040	256.841
Aeronautical services on aircraft engines.....		336412-5	12/85	258.335	259.780	259.780	259.780	259.780
Aircraft engine parts and accessories.....		336412-7	12/85	266.093	266.916	267.274	267.500	268.971
Parts and accessories for military aircraft engines.....		336412-75	12/11	124.638	124.656	125.005	125.377	125.700

See footnotes at end of table.

Table 11. Producer price indexes for net output of selected industries and their products, not seasonally adjusted — Continued
 [July 2023]

Title ¹	Industry code	Product code	Index base	Unadjusted index ²				
				Mar. 2023	Apr. 2023 ^P	May 2023 ^P	June 2023 ^P	July 2023 ^P
Aircraft engine and engine parts mfg - Continued								
Parts and accessories for civilian aircraft engines.....		336412-77	12/11	117.639	118.178	118.250	118.222	119.048
Secondary products and miscellaneous receipts.....		336412-SM						
Secondary products.....		336412-S	12/85	246.035	246.035	246.035	246.037	247.676
Other aircraft parts and equipment mfg.....	336413		06/85	206.080	206.292	206.403	206.395	206.475
Primary products.....		336413-P	06/85	201.231	201.445	201.551	201.540	201.617
Aircraft propellers and helicopter rotors.....		336413-1	12/91	220.725	220.725	220.725	220.819	221.325
Aircraft parts and auxiliary equipment.....		336413-7	06/85	193.150	193.375	193.487	193.469	193.512
Aircraft landing gear for civilian and military aircraft.....		336413-72	06/08	187.527	187.527	187.527	187.527	187.527
Other aircraft subassemblies and parts for military aircraft.....		336413-73	06/08	124.487	124.959	125.471	125.388	125.587
Other aircraft subassemblies and parts for civilian aircraft.....		336413-74	06/08	114.080	114.174	114.174	114.174	114.174
Secondary products and miscellaneous receipts.....		336413-SM						
Secondary products.....		336413-S	06/85	254.837	254.837	255.187	255.308	255.433
Railroad rolling stock manufacturing.....	3365		06/84	227.532	227.531	227.545	227.565	228.954
Railroad rolling stock manufacturing.....	33651		06/84	227.610	227.609	227.623	227.643	229.033
Railroad rolling stock mfg.....	336510		06/84	227.411	227.410	227.424	227.444	228.832
Primary products.....		336510-P	06/84	233.908	233.969	233.969	233.989	235.651
Street, subway, trolley, and rapid transit cars, and railway maintenance equipment and parts.....		336510-5	06/84	190.593	190.699	190.699	190.736	193.630
Railway maintenance of way equipment & parts, parts for all railcars, & other railway vehicles.....		336510-54	06/84	192.503	192.633	192.633	192.677	196.231
Air brake and other brake equipment.....		336510-541	06/84	128.470	129.010	129.010	129.010	—
Secondary products and miscellaneous receipts.....		336510-SM						
Miscellaneous receipts.....		336510-M	06/84	164.750	164.750	167.982	167.982	167.982
Secondary products.....		336510-S1	12/11	113.241	113.241	113.241	113.241	113.241
Ship and boat building.....	3366		12/84	272.485	272.744	274.614	275.202	276.602
Ship and boat building.....	33661		12/84	272.495	272.754	274.625	275.212	276.613
Ship building and repairing.....	336611		12/85	239.615	239.821	242.166	242.137	243.298
Primary products.....		336611-P	12/85	229.019	229.220	231.497	231.478	232.473
Ship repair, nonmilitary.....		336611-A	12/85	303.536	304.574	312.469	312.469	312.469
Military self-propelled ships, new construction.....		336611-5	12/85	189.555	189.706	189.706	189.675	191.240
Ship repair, military.....		336611-8	12/85	205.440	205.440	206.475	206.475	206.475
Nonmilitary self-propelled ships, new construction.....		336611-9	12/85	405.362	405.362	405.362	405.362	405.593
Secondary products and miscellaneous receipts.....		336611-SM2						
Boat building.....	336612		12/81	372.236	372.661	372.876	375.504	377.655
Primary products.....		336612-P	12/81	371.214	371.645	371.849	374.496	376.672
Outboard motorboats, including commercial and military (except sailboats and lifeboats).....		336612-1	12/81	446.893	447.490	447.639	449.893	452.747
Outboard motorboats, wood or metal, incl. comm. and military (exc. sailboats and lifeboats).....		336612-11	06/11	174.364	175.022	175.137	175.855	177.122
Outboard motorboats, plastics/fiberglass, incl. comm. and mil. (exc. sailboats and lifeboats).....		336612-14	06/11	167.109	167.109	167.135	168.063	169.050
Inboard motorboats, including commercial and military (except sailboats and lifeboats).....		336612-3	12/81	360.687	361.190	361.190	362.698	367.285
Inboard cabin cruisers, including commercial and military (except sailboats and lifeboats).....		336612-31	06/11	147.106	147.411	147.411	148.324	149.394
Other inboard motorboats, including commercial and military (except sailboats and lifeboats).....		336612-32	06/11	152.924	152.924	152.924	152.924	156.587
Inboard-outdrive boats, including commercial and military (except sailboats and lifeboats).....		336612-5	12/81	289.359	289.359	289.359	298.806	298.806
All other inboard-outdrive boats, incl. comm. and military (except sailboats and lifeboats).....		336612-52	06/11	137.963	137.963	137.963	142.333	142.333
All other boats (excluding military and commercial).....		336612-8	12/81	297.763	297.763	299.387	299.948	299.948
Secondary products and miscellaneous receipts.....		336612-SM						
Miscellaneous receipts.....		336612-M	12/88	325.556	325.556	327.762	330.100	329.940
Other transportation equipment manufacturing.....	3369		12/03	128.579	128.328	128.366	128.464	128.163
Other transportation equipment manufacturing.....	33699		12/03	128.579	128.328	128.366	128.464	128.163
Motorcycle, bicycle, and parts mfg.....	336991		12/84	160.926	160.067	160.251	160.841	160.841
Primary products.....		336991-P	12/84	166.480	165.473	165.673	166.285	166.285
Motorcycles, including three-wheel motorbikes, motorscooters, mopeds, and parts.....		336991-3	12/84	188.939	188.939	188.939	189.765	189.765
Bicycles, including parts (excluding children's 2-wheel sidewalk cycles).....		336991-4	12/84	164.040	157.796	159.038	159.038	159.038
Cycles, all types, tubular construction.....		336991-42	12/98	128.771	128.883	129.558	129.558	129.558
Parts for bicycles, unicycles, and adult tricycles.....		336991-45	12/84	180.056	167.348	169.061	169.061	169.061
Secondary products and miscellaneous receipts.....		336991-SM						
Secondary products.....		336991-S	12/84	175.059	—	—	—	—
All other transportation equipment mfg.....	336999		12/03	131.642	131.718	131.674	131.490	130.953

See footnotes at end of table.

Table 11. Producer price indexes for net output of selected industries and their products, not seasonally adjusted — Continued
 [July 2023]

Title ¹	Industry code	Product code	Index base	Unadjusted index ²				
				Mar. 2023	Apr. 2023 ^p	May 2023 ^p	June 2023 ^p	July 2023 ^p
All other transportation equipment mfg - Continued								
Primary products.....		336999-P	12/03	129.778	129.839	129.794	129.607	129.061
All-terrain vehicles and parts.....		336999-4	06/08	118.543	118.528	118.449	117.888	118.050
All other miscellaneous transportation equipment.....		336999-6	06/08	122.471	122.570	122.568	122.568	121.626
Secondary products and miscellaneous receipts.....		336999-SM						
Secondary products.....		336999-S	12/03	172.726	173.865	173.865	173.865	173.865
Furniture & related product mfg.....	337		12/84	268.501	268.143	268.835	268.821	269.896
HH & institutional furniture & kitchen cabinet mfg.....	3371		12/84	254.203	254.355	254.804	255.206	255.714
Wood kitchen cabinet & countertop mfg.....	33711		12/03	157.386	158.203	158.790	158.429	158.429
Wood kitchen cabinet and countertop mfg.....	337110		06/84	265.729	267.113	268.103	267.495	267.495
Primary products.....		337110-P	12/03	157.737	158.362	159.006	158.620	158.620
Custom wood kitchen cabinets, bathroom vanities, and related cabinet sold directly to customers.....		337110-H	03/04	145.450	146.969	146.969	146.969	146.969
Stock wood kitchen cabinets and related cabinetwork for permanent installation. . .		337110-I	06/84	245.928	246.964	249.240	247.875	247.875
Secondary products and miscellaneous receipts.....		337110-SM						
Household & institutional furniture mfg.....	33712		12/03	180.054	179.720	179.847	180.508	181.061
Upholstered household furniture mfg.....	337121		06/82	265.625	265.581	265.742	265.892	265.914
Primary products.....		337121-P	06/82	257.681	257.610	257.744	257.851	257.851
Upholstered household furniture, excl. dual-purpose sleep furniture.....		337121-1	06/82	253.857	253.774	253.917	254.043	254.043
Upholstered household sofas, davenports, settees, and loveseats, except custom.....		337121-11	06/82	255.256	255.078	255.078	255.078	255.078
Upholstered household sectional sofa pieces, except custom.....		337121-12	12/87	210.968	210.880	210.880	210.880	210.880
Upholstered household rocking chairs, including swivel rockers, except custom.....		337121-13	06/82	220.435	220.413	221.586	221.586	221.586
Other upholstered household furniture, including custom sold at retail.....		337121-15	06/05	186.468	186.662	187.195	187.883	187.883
Dual-purpose sleep furniture incl. futon, conv. sofa, jackknife & chair beds, except custom.....		337121-4	06/89	283.097	283.097	283.178	283.178	283.178
Secondary products and miscellaneous receipts.....		337121-SM						
Miscellaneous receipts.....		337121-M	06/05	221.025	221.025	221.025	221.025	-
Nonupholstered wood household furniture mfg.....	337122		12/79	345.884	340.227	340.022	349.440	355.801
Primary products.....		337122-P	12/79	367.559	359.189	358.907	371.858	380.305
Wood dining room, kitchen, outdoor, and ready-to-assemble furniture, excl. cabinets and custom.....		337122-G	12/22	108.061	105.210	105.210	110.803	111.801
Wood household den, family room, library, and living room furniture, except custom.....		337122-1	12/79	357.675	354.603	354.603	358.517	360.421
Wood bedroom furniture, including infants' and children's, except custom.....		337122-8	12/79	358.524	360.705	359.933	361.230	361.608
Secondary products and miscellaneous receipts.....		337122-SM						
Secondary products.....		337122-S	12/79	276.047	279.855	279.855	280.004	282.097
Household furniture (except wood and upholstered) mfg.....	337126		06/84	266.778	266.343	266.621	265.431	265.470
Primary products.....		337126-P	06/84	258.642	258.138	258.133	257.100	257.137
Metal dining room and kitchen furniture, incl. padded and plain chairs and stools..		337126-1	06/84	210.162	202.701	202.701	206.221	206.771
Metal outdoor and casual furniture, incl. beach, lawn, garden and porch.....		337126-3	06/84	368.197	368.197	368.169	361.049	361.049
Nonupholstered household furniture (except wood and metal).....		337126-6	12/85	140.969	140.969	140.969	140.969	140.969
Secondary products and miscellaneous receipts.....		337126-SM						
Secondary products.....		337126-S	06/84	303.307	303.611	306.566	304.056	304.100
Institutional furniture mfg.....	337127		12/03	205.709	206.531	206.874	206.916	207.256
Primary products.....		337127-P	12/03	207.786	208.596	208.942	208.977	209.322
Other institutional furniture.....		337127-B	12/11	153.448	154.957	155.177	155.267	156.107
School furniture (except stone and concrete), excl. library furniture.....		337127-1	12/84	373.382	374.843	374.843	374.843	374.843
Public building and related furniture, excl. bar, bowling, cafeteria, restaurant and school.....		337127-5	12/84	306.193	305.869	306.773	306.773	306.773
Public furniture (bar, bowling center, cafeteria, and restaurant).....		337127-8	12/03	197.870	198.646	198.863	198.853	198.853
Secondary products and miscellaneous receipts.....		337127-SM						
Miscellaneous receipts.....		337127-M	12/03	202.379	208.444	208.444	208.444	208.444
Secondary products.....		337127-S	12/03	178.438	177.654	178.121	178.425	178.803
Office furniture (including fixtures) mfg.....	3372		12/03	198.580	197.898	199.108	198.468	200.050
Office furniture (including fixtures) mfg.....	33721		12/03	198.581	197.898	199.109	198.468	200.051
Wood office furniture mfg.....	337211		06/85	269.426	270.470	270.470	270.071	270.751
Primary products.....		337211-P	06/85	262.795	263.777	263.777	264.581	265.322
Wood office furniture panel systems, desking systems, and other wood office furniture.....		337211-A	06/98	156.442	156.585	156.585	156.585	156.585
Wood office seating, including upholstered.....		337211-1	06/98	189.387	190.177	190.177	190.177	192.583
Wood office desks and desk extensions.....		337211-4	06/85	316.767	318.431	318.431	320.613	320.613
Wood office files, storage units, and tables.....		337211-7	06/98	181.707	182.424	182.424	183.106	183.106
Secondary products and miscellaneous receipts.....		337211-SM						
Secondary products.....		337211-S	06/85	290.300	291.769	291.769	279.875	279.858

See footnotes at end of table.

Table 11. Producer price indexes for net output of selected industries and their products, not seasonally adjusted — Continued
[July 2023]

Title ¹	Industry code	Product code	Index base	Unadjusted index ²				
				Mar. 2023	Apr. 2023 ^p	May 2023 ^p	June 2023 ^p	July 2023 ^p
Custom architectural woodwork and millwork.....	337212		12/03	176.015	176.015	174.718	174.718	179.216
Primary products.....		337212-P	12/03	172.242	172.242	171.072	171.072	175.137
Custom architectural woodwork, millwork, and fixtures.....		337212-0	12/03	172.242	172.242	171.072	171.072	175.137
Secondary products and miscellaneous receipts.....		337212-SM						
Office furniture, except wood, mfg.....	337214		12/79	413.865	403.193	412.941	413.349	414.119
Primary products.....		337214-P	12/79	414.837	403.976	413.894	414.310	415.093
Office furniture, other types, except wood, including panel systems.....		337214-A	12/79	—	—	—	498.999	498.949
Office seating, including upholstered, except wood.....		337214-1	12/79	297.796	279.092	292.647	292.647	292.647
Office desk and desk extensions, except wood.....		337214-4	12/79	—	—	—	475.630	475.445
Office files, storage units, and tables, except wood.....		337214-7	06/95	217.969	209.400	224.295	225.410	227.146
Secondary products and miscellaneous receipts.....		337214-SM						
Showcases, partitions, shelving, and lockers mfg.....	337215		12/03	212.236	215.948	216.196	213.596	213.273
Primary products.....		337215-P	12/03	189.242	192.642	192.780	190.205	190.092
Bookstacks and other shelving, except wood.....		337215-A2	06/06	—	—	153.201	154.517	155.549
Storage racks and accessories, except wood.....		337215-E	12/83	262.230	278.263	278.263	271.889	264.457
Fixtures (bank, office, and store), except wood.....		337215-G	12/83	320.693	320.693	326.170	323.875	323.875
Wood furniture dimensions and nonwood furniture parts and frames.....		337215-L	12/06	176.103	190.697	—	—	199.631
Secondary products and miscellaneous receipts.....		337215-SM						
Other furniture related product mfg.....	3379		12/03	179.986	179.920	179.179	179.279	179.312
Mattress mfg.....	33791		12/03	180.665	180.575	179.577	179.714	179.760
Mattress mfg.....	337910		06/83	253.131	253.006	251.608	251.800	251.864
Primary products.....		337910-P	06/83	250.924	250.797	249.386	249.579	249.644
Mattress and foundation sets.....		337910-E	12/03	136.493	136.493	136.493	136.493	136.493
Innerspring mattresses, excluding crib-size.....		337910-1	01/04	209.553	209.553	209.553	210.186	210.137
Other mattresses, including crib, foam, waterbed mattresses and mattress inserts.....		337910-4	06/83	249.569	249.569	249.569	249.569	249.569
Foundations, excl. innerspring units, hybrid-type flotation, ensembles, and adjustable units.....		337910-7	12/03	214.551	213.401	200.596	199.832	200.617
Secondary products and miscellaneous receipts.....		337910-SM						
Blind & shade mfg.....	33792		12/03	194.905	194.905	194.841	194.841	194.841
Blind and shade mfg.....	337920		06/84	295.890	295.890	295.792	295.792	295.792
Primary products.....		337920-P	06/84	311.489	311.489	311.384	311.384	311.384
Other blinds and shades, including curtain and drapery fixtures, poles and rods.....		337920-8	06/84	228.676	228.676	228.386	228.386	228.386
Secondary products and miscellaneous receipts.....		337920-SM						
Miscellaneous mfg.....	339		12/03	143.731	143.764	144.571	145.165	145.089
Medical equipment & supplies mfg.....	3391		12/03	131.124	130.950	131.127	132.086	131.991
Medical equipment & supplies mfg.....	33911		12/03	131.126	130.952	131.129	132.088	131.993
Surgical and medical instrument mfg.....	339112		06/82	150.246	150.082	150.682	150.682	150.415
Primary products.....		339112-P	06/82	151.507	151.335	151.965	151.965	151.684
Surgical and medical instruments.....		339112-0	06/82	145.193	145.028	145.632	145.632	145.363
Surgical and orthopedic instruments.....		339112-01	06/12	114.020	114.020	114.727	114.727	114.055
Surgical and medical catheters.....		339112-05	06/82	115.946	115.470	115.470	115.470	115.470
Other surgical and medical apparatus and instruments, excluding parts.....		339112-06	06/12	104.208	103.984	103.984	103.984	103.984
Parts for surgical and medical apparatus and instruments.....		339112-09	06/12	113.760	113.760	113.418	113.418	113.418
Secondary products and miscellaneous receipts.....		339112-SM						
Secondary products.....		339112-S	10/82	124.938	124.935	124.853	124.853	124.858
Surgical appliance and supplies mfg.....	339113		06/83	236.642	236.294	235.883	237.254	237.276
Primary products.....		339113-P	06/83	242.422	242.041	241.618	242.697	242.695
Medical and surgical appliances and supplies, incl. orthopedic, prosthetic, and therapeutic.....		339113-2	06/83	229.912	229.238	228.433	229.598	229.360
Artificial joints and limbs.....		339113-21	06/83	333.572	328.541	332.831	328.160	328.949
Other orthopedic and prosthetic appliances.....		339113-22	12/03	100.703	100.664	99.463	99.463	99.537
Other medical and surgical appliances and supplies.....		339113-27	12/03	141.430	141.382	140.526	142.062	141.747
Hospital beds and specialized hospital furniture.....		339113-4	12/11	139.455	139.455	140.915	140.915	140.915
Personal industrial and nonindustrial safety equipment and clothing.....		339113-6	06/83	292.719	293.979	293.942	295.111	296.606
Secondary products and miscellaneous receipts.....		339113-SM						
Secondary products.....		339113-S	06/83	166.695	166.698	166.241	170.821	171.089
Dental equipment and supplies mfg.....	339114		06/85	460.070	458.722	459.873	459.753	460.050
Primary products.....		339114-P	06/85	437.326	437.405	438.425	438.625	438.387
Dental professional equipment and supplies.....		339114-1	06/97	202.331	202.311	202.454	202.470	202.513
Professional dental equipment.....		339114-11	06/85	328.426	328.438	328.540	328.507	328.590
Professional dental supplies.....		339114-12	06/85	288.111	288.001	288.444	288.576	288.612
Secondary products and miscellaneous receipts.....		339114-SM						
Ophthalmic goods mfg.....	339115		12/83	174.092	174.092	174.092	184.882	184.882
Primary products.....		339115-P	12/83	171.000	171.000	171.000	181.843	181.843

See footnotes at end of table.

Table 11. Producer price indexes for net output of selected industries and their products, not seasonally adjusted — Continued
 [July 2023]

Title ¹	Industry code	Product code	Index base	Unadjusted index ²				
				Mar. 2023	Apr. 2023 ^P	May 2023 ^P	June 2023 ^P	July 2023 ^P
Ophthalmic goods mfg - Continued								
Secondary products and miscellaneous receipts.....		339115-SM						
Other miscellaneous mfg.....	3399		12/85	215.507	215.957	218.263	218.337	218.274
Jewelry & silverware mfg.....	33991		12/85	258.793	262.396	264.363	261.575	262.046
Jewelry and silverware mfg.....	339910		12/11	122.050	123.750	124.677	123.362	123.584
Primary products.....		339910-P	12/11	122.124	123.853	124.788	123.459	123.684
Jewelry, gold and platinum.....		339910-1	12/85	265.790	269.743	272.514	267.748	266.437
Costume jewelry and novelties.....		339910-4	12/03	162.920	164.713	166.118	166.118	170.478
All other jewelry and personal goods (excluding costume).....		339910-8	12/11	118.634	120.151	120.481	119.829	119.461
Secondary products and miscellaneous receipts.....		339910-SM						
Miscellaneous receipts.....		339910-M	12/11	127.748	127.990	128.747	128.038	127.986
Sporting & athletic goods mfg.....	33992		12/03	139.215	139.242	139.848	139.848	139.848
Sporting and athletic goods mfg.....	339920		12/85	170.484	170.517	171.259	171.259	171.259
Primary products.....		339920-P	12/85	166.407	166.440	167.175	167.175	167.175
Other sporting and athletic goods.....		339920-A	12/85	176.430	176.430	176.430	176.430	176.430
Golf equipment, excluding apparel and shoes.....		339920-4	12/85	83.246	83.335	83.245	83.245	—
Playground equipment.....		339920-5	06/92	430.714	430.714	446.405	446.405	446.405
Gymnasium and exercise equipment.....		339920-7	06/92	152.809	152.809	152.809	152.809	152.809
Secondary products and miscellaneous receipts.....		339920-SM						
Secondary products.....		339920-S	12/85	250.670	250.670	252.223	252.223	252.223
Doll, toy & game mfg.....	33993		12/03	159.816	159.816	159.816	159.816	159.816
Doll, toy, and game mfg.....	339930		06/85	193.023	193.023	193.023	193.023	193.023
Primary products.....		339930-P	06/85	189.382	189.382	189.382	189.382	189.382
Models (operating & static), craft kits/supply, natural science kits, & collectors' miniatures.....		339930-6	06/85	274.940	274.940	274.940	274.940	274.940
Other nonelectronic toys, including parts.....		339930-8	06/85	196.346	196.346	196.346	196.346	196.346
Secondary products and miscellaneous receipts.....		339930-SM						
Office supplies (exc paper) mfg.....	33994		12/85	194.244	193.577	193.633	193.641	193.306
Office supplies, except paper, mfg.....	339940		12/11	132.915	132.458	132.497	132.502	132.273
Primary products.....		339940-P	12/11	128.874	128.400	128.438	128.442	128.191
Pens, mechanical pencils, markers, and associated parts.....		339940-1	12/85	219.358	219.358	219.358	219.358	—
Lead pencils, art goods, office supplies & small office equipment, excluding paper.....		339940-2	12/03	150.818	150.818	150.818	150.818	150.818
Marking devices.....		339940-3	12/85	187.165	187.165	187.165	187.336	187.336
Secondary products and miscellaneous receipts.....		339940-SM						
Miscellaneous receipts.....		339940-M	12/11	153.322	153.322	153.322	153.322	153.322
Secondary Products.....		339940-S	12/11	152.247	152.279	152.380	152.416	152.989
Sign mfg.....	33995		12/03	156.979	156.945	162.401	162.382	162.702
Sign mfg.....	339950		12/85	228.164	228.113	236.043	236.016	236.480
Primary products.....		339950-P	12/85	226.764	226.764	235.100	235.100	235.640
Nonelectric signs and displays, including trade show exhibits.....		339950-4	12/85	270.582	270.582	279.351	279.351	280.529
Secondary products and miscellaneous receipts.....		339950-SM						
All other misc mfg.....	33999		12/03	162.240	162.494	163.019	163.614	163.288
Gasket, packing, and sealing device mfg.....	339991		12/85	232.501	232.604	233.684	236.476	233.415
Primary products.....		339991-P	12/85	240.415	240.538	241.750	244.879	241.419
Compression packing.....		339991-1	12/85	308.657	308.657	308.657	308.657	308.657
Molded packing and seals.....		339991-2	06/07	145.403	145.805	146.283	149.455	148.448
Nonmetallic gaskets and gasketing.....		339991-3	12/85	275.421	275.421	275.421	282.735	272.060
Metallic gaskets and machined seals.....		339991-7	12/85	283.699	283.699	288.531	288.531	288.531
Rotary oil seals.....		339991-9	12/90	186.365	186.365	186.365	186.365	186.365
Secondary products and miscellaneous receipts.....		339991-SM						
Miscellaneous receipts.....		339991-M	06/97	145.515	145.515	145.515	145.515	145.515
Secondary products.....		339991-S	12/85	167.640	167.513	167.574	167.772	168.074
Musical instrument mfg.....	339992		06/85	278.926	279.421	284.023	284.023	285.849
Primary products.....		339992-P	06/85	279.677	280.176	284.813	284.813	286.653
Nonelectronic pianos, organs, and nonelectronic pianos and organ parts, excluding benches.....		339992-A	12/09	163.013	163.013	166.945	166.945	167.294
Other musical instruments and parts.....		339992-7	06/85	266.615	267.158	271.295	271.295	273.216
Other electronic musical instruments, excluding electronic organs.....		339992-71	12/09	147.586	147.586	150.675	150.675	150.675
Other nonelectronic musical instruments.....		339992-72	06/99	152.505	152.505	156.287	156.287	156.287
Parts and accessories for other musical instruments, sold separately, excl. benches & cases.....		339992-73	06/85	—	—	—	—	225.269
Secondary products and miscellaneous receipts.....		339992-SM						
Miscellaneous receipts.....		339992-M	06/85	289.817	289.817	289.817	289.817	289.817

See footnotes at end of table.

Table 11. Producer price indexes for net output of selected industries and their products, not seasonally adjusted — Continued
 [July 2023]

Title ¹	Industry code	Product code	Index base	Unadjusted index ²				
				Mar. 2023	Apr. 2023 ^P	May 2023 ^P	June 2023 ^P	July 2023 ^P
Fastener, button, needle, and pin mfg.	339993		12/85	241.116	244.169	244.169	244.169	244.169
Primary products.		339993-P	12/85	246.903	249.984	249.984	249.984	249.984
Fasteners, zippers, buttons, needles, pins, and buckles (except precious metal) . .		339993-0	12/85	246.903	249.984	249.984	249.984	249.984
Secondary products and miscellaneous receipts.		339993-SM						
Broom, brush, and mop mfg.	339994		12/85	212.759	212.986	213.064	212.912	212.912
Primary products.		339994-P	12/85	214.849	215.170	215.250	215.093	215.093
Brooms, mops and dusters.		339994-1	12/85	249.790	249.790	249.790	249.809	249.809
Mops and dusters, including refills.		339994-13	06/07	139.640	139.640	139.640	139.660	139.660
Paint and varnish brushes, paint holders, pads, roller frames and rollers.		339994-3	12/85	184.668	184.668	184.668	184.668	184.668
Paint and varnish brushes.		339994-31	06/07	133.099	133.099	133.099	133.099	133.099
Paint holders, pads, roller frames and rollers.		339994-32	06/07	113.480	113.480	113.480	113.480	113.480
Other types of brushes.		339994-5	12/85	219.779	220.359	220.504	220.211	220.211
Personal brushes.		339994-51	06/07	107.239	107.959	107.959	107.595	107.595
All other types of brushes, except personal.		339994-52	06/07	167.923	167.923	168.106	168.106	168.106
Secondary and miscellaneous receipts.		339994-SM						
Burial casket mfg.	339995		12/84	471.377	479.916	479.916	479.916	479.916
Primary products.		339995-P	12/84	471.862	480.514	480.514	480.514	480.514
Metal burial caskets and coffins, completely lined and trimmed, adult sizes only. . .		339995-1	12/84	486.495	491.940	491.940	491.940	491.940
Secondary products and miscellaneous receipts.		339995-SM						
All other miscellaneous mfg.	339999		12/85	208.725	208.870	209.157	209.384	209.798
Primary products.		339999-P	12/85	220.259	220.415	220.675	220.922	221.396
Mirror and picture frames and framed pictures.		339999-E	06/84	251.186	251.186	251.186	251.186	253.914
All other miscellaneous fabricated products, incl. fire extinguishers and umbrellas.		339999-L	12/85	266.200	266.467	266.912	267.336	267.696
Candles, including tapers.		339999-5	12/85	206.959	206.959	206.959	206.959	206.959
Secondary products and miscellaneous receipts.		339999-SM						
Secondary products.		339999-S	12/85	173.329	173.270	174.498	174.673	174.535
Services industries								
Merchant wholesalers, durable goods.	423		06/04	197.595	199.116	199.180	195.025	196.909
Motor vehicle and parts merchant wholesalers.	4231		05/19	133.197	132.260	137.374	133.010	133.282
Motor vehicle and parts merchant wholesalers.	42310		05/19	133.198	132.272	137.385	133.022	133.294
Motor vehicle and parts merchant wholesalers.	423100		05/19	133.182	132.236	137.352	132.987	133.259
Primary services.		423100-P	02/09	171.050	168.319	175.120	169.317	169.679
Motor vehicle and parts wholesaler services.		423100-1	02/09	171.050	168.319	175.120	169.317	169.679
Furniture and home furnishing merchant wholesalers.	4232		05/19	149.276	149.918	150.056	149.957	149.896
Furniture and home furnishing merchant wholesalers.	42320		05/19	149.276	149.918	150.056	149.957	149.896
Furniture and home furnishing merchant wholesalers.	423200		05/19	149.293	149.935	150.073	149.975	149.913
Primary services.		423200-P	02/09	163.624	164.330	164.481	164.373	164.305
Furniture and home furnishing wholesaler services.		423200-1	02/09	163.624	164.330	164.481	164.373	164.305
Lumber and other construction materials merchant wholesalers.	4233		05/19	142.953	140.114	137.240	141.035	140.691
Lumber and other construction materials merchant wholesalers.	42330		05/19	142.953	140.114	137.240	141.035	140.691
Lumber and other construction materials merchant wholesalers.	423300		05/19	142.940	140.113	137.251	141.030	140.687
Primary services.		423300-P	02/09	152.370	149.295	146.179	150.298	149.925
Lumber and other construction material wholesaler services.		423300-1	02/09	152.370	149.295	146.179	150.298	149.925
Other receipts.		423300-SM	05/19	140.049	140.060	140.111	139.765	139.821
Professional and commercial equipment and supplies merchant wholesalers.	4234		05/19	119.712	116.571	121.658	118.878	118.734
Professional and commercial equipment and supplies merchant wholesalers.	42340		05/19	119.712	116.571	121.658	118.878	118.734
Professional and commercial equipment and supplies merchant wholesalers.	423400		05/19	119.985	116.853	121.935	119.155	119.011
Primary services.		423400-P	02/09	145.108	140.475	147.471	143.804	143.602
Professional and commercial equipment and supplies wholesaler services.		423400-1	02/09	145.108	140.475	147.471	143.804	143.602
Other receipts.		423400-SM	05/19	116.542	117.723	118.407	117.234	117.234
Metal and mineral (except petroleum) merchant wholesalers.	4235		05/19	176.949	179.671	158.693	150.690	152.148
Metal and mineral (except petroleum) merchant wholesalers.	42350		05/19	176.949	179.671	158.693	150.690	152.148
Metal and mineral (except petroleum) merchant wholesalers.	423500		05/19	177.053	179.799	158.731	150.768	152.255
Primary services.		423500-P	02/09	257.061	261.395	229.594	218.735	221.318
Metals and minerals wholesaler services.		423500-1	02/09	257.061	261.395	229.594	218.735	221.318
Household appliances and electrical and electronic goods merchant wholesalers.	4236		05/19	139.942	147.783	147.477	141.827	143.792
Household appliances and electrical and electronic goods merchant wholesalers.	42360		05/19	139.942	147.783	147.477	141.827	143.792
Household appliances and electrical and electronic goods merchant wholesalers.	423600		05/19	139.997	147.775	147.527	141.870	143.837
Primary services.		423600-P	02/09	158.532	158.984	166.057	158.932	161.468
Household appliances, electrical, and electronics wholesaler services.		423600-1	02/09	158.532	158.984	166.057	158.932	161.468

See footnotes at end of table.

Table 11. Producer price indexes for net output of selected industries and their products, not seasonally adjusted — Continued
[July 2023]

Title ¹	Industry code	Product code	Index base	Unadjusted index ²				
				Mar. 2023	Apr. 2023 ^p	May 2023 ^p	June 2023 ^p	July 2023 ^p
Hardware, plumbing and heating equipment and supplies merchant wholesalers.	4237		05/19	117.298	116.816	114.757	118.159	123.949
Hardware, plumbing and heating equipment and supplies merchant wholesalers.	42370		05/19	117.298	116.816	114.757	118.159	123.949
Hardware, plumbing, and heating equipment and supplies merchant wholesalers.	423700		05/19	116.640	116.160	114.114	117.496	123.251
Primary services.		423700-P	02/09	134.272	133.717	131.353	135.261	141.912
Hardware, plumbing, and heating equipment and supplies wholesaler services.		423700-1	02/09	134.272	133.717	131.353	135.261	141.912
Machinery, equipment, and supplies merchant wholesalers.	4238		05/19	136.675	137.909	136.133	135.974	137.582
Machinery, equipment, and supplies merchant wholesalers.	42380		05/19	136.675	137.909	136.133	135.974	137.582
Machinery and supply merchant wholesalers.	423800		05/19	137.053	138.260	136.447	136.307	137.933
Primary services.		423800-P	02/09	214.308	215.245	211.349	211.753	214.730
Machinery and supply wholesaler services.		423800-1	02/09	214.308	215.245	211.349	211.753	214.730
Other receipts.		423800-SM	05/19	118.300	121.951	123.299	121.468	121.675
Miscellaneous durable goods merchant wholesalers (except materials recyclers).	4239		05/19	137.719	141.483	139.790	137.319	142.468
Miscellaneous durable goods merchant wholesalers (except materials recyclers).	42390		05/19	137.719	141.483	139.790	137.319	142.468
Miscellaneous durable goods, except recyclable material, merchant wholesalers.	423900		05/19	137.421	141.169	139.496	137.033	142.160
Primary services.		423900-P	02/09	115.242	118.446	116.915	114.834	119.215
Miscellaneous durable goods wholesaler services.		423900-1	02/09	115.242	118.446	116.915	114.834	119.215
Merchant wholesalers, nondurable goods.	424		06/05	198.144	204.102	205.006	205.463	208.850
Paper and paper product merchant wholesalers.	4241		01/21	161.729	162.173	162.509	160.791	160.783
Paper and paper product merchant wholesalers.	42410		01/21	161.729	162.173	162.509	160.791	160.783
Paper and paper product merchant wholesalers.	424100		01/21	161.641	162.086	162.379	160.634	160.674
Primary services.		424100-P	02/09	207.960	208.544	208.614	206.172	206.559
Paper wholesaler services.		424100-1	02/09	207.960	208.544	208.614	206.172	206.559
Wholesaling of paper and paper products.		424100-11	02/09	207.856	207.617	206.891	203.466	203.600
Wholesaling of all other goods, except paper and paper products.		424100-12	01/21	161.530	167.340	172.581	177.103	179.044
Drugs and druggists' sundries merchant wholesalers.	4242		01/21	115.667	116.423	116.370	116.801	120.078
Drugs and druggists' sundries merchant wholesalers.	42420		01/21	115.667	116.423	116.370	116.801	120.078
Drugs and druggists' sundries merchant wholesalers.	424200		01/21	115.667	116.423	116.370	116.801	120.078
Primary products.		424200-P	02/09	169.812	170.922	170.845	171.476	176.289
Wholesaling of pharmaceuticals.		424200-1	02/09	163.909	167.632	168.160	168.418	173.269
Wholesaling of all other goods, except pharmaceuticals.		424200-2	01/21	109.640	108.132	107.576	108.279	111.213
Apparel and piece goods merchant wholesalers.	4243		01/21	94.737	100.407	96.679	97.690	96.938
Apparel and piece goods merchant wholesalers.	42430		01/21	94.737	100.407	96.679	97.690	96.938
Apparel and piece goods merchant wholesalers.	424300		01/21	94.737	100.407	96.679	97.690	96.938
Primary services.		424300-P	02/09	117.107	124.121	119.503	120.754	119.824
Apparel wholesaler services.		424300-1	02/09	117.107	124.121	119.503	120.754	119.824
Wholesaling of apparel.		424300-11	02/09	126.727	130.218	129.289	127.794	125.224
Grocery and related product merchant wholesalers.	4244		01/21	115.745	119.728	125.027	123.148	122.901
Grocery and related product merchant wholesalers.	42440		01/21	115.745	119.728	125.027	123.148	122.901
Grocery and related product merchant wholesalers.	424400		01/21	115.746	119.730	125.033	123.153	122.906
Primary services.		424400-P	02/09	125.966	130.332	136.166	134.110	133.839
Grocery and related product wholesaler services.		424400-1	02/09	125.966	130.332	136.166	134.110	133.839
Wholesaling of fresh meat, seafood, dairy, and fruits and vegetables.		424400-11	06/13	133.641	135.181	144.073	135.552	136.385
Wholesaling of packaged frozen and canned foods.		424400-12	06/13	172.318	171.454	169.477	170.869	171.620
Wholesaling of baked goods, non-alcoholic beverages, and all other groceries.		424400-13	06/13	128.963	142.374	141.246	141.651	141.687
Wholesaling of all other goods, except groceries.		424400-14	01/21	135.936	132.238	187.091	187.300	178.006
Farm product raw material merchant wholesalers.	424500		01/21	92.560	97.399	105.218	108.790	99.424
Primary services.		424500-P	01/21	91.326	96.404	104.609	108.356	98.529
Farm product raw material wholesaler services.		424500-1	01/21	91.326	96.404	104.609	108.356	98.529
Wholesaling of grain and field beans.		424500-11	01/21	72.737	89.010	99.297	103.028	—
Wholesaling of all other goods.		424500-13	12/22	108.815	94.382	97.872	101.088	91.919
Chemicals and allied products merchant wholesalers.	4246		01/21	122.741	122.529	124.942	126.146	126.289
Chemicals and allied products merchant wholesalers.	42460		01/21	122.741	122.529	124.942	126.146	126.289
Chemicals and allied products merchant wholesalers.	424600		01/21	122.740	122.529	124.952	126.158	126.304
Primary services.		424600-P	02/09	141.206	140.983	144.083	145.520	145.788
Wholesaling of chemicals, plastics, and allied products.		424600-1	02/09	140.526	138.972	143.020	144.010	144.335
Wholesaling of all other goods, except chemicals, plastics, and allied products.		424600-2	01/21	136.037	141.512	140.384	143.648	143.659
Petroleum and petroleum products merchant wholesalers.	4247		01/21	127.019	135.056	129.683	130.148	136.521
Petroleum and petroleum products merchant wholesalers.	42470		01/21	127.019	135.056	129.683	130.148	136.521
Petroleum and petroleum products merchant wholesalers.	424700		01/21	127.022	135.054	129.686	130.150	136.518

See footnotes at end of table.

Table 11. Producer price indexes for net output of selected industries and their products, not seasonally adjusted — Continued
[July 2023]

Title ¹	Industry code	Product code	Index base	Unadjusted index ²				
				Mar. 2023	Apr. 2023 ^P	May 2023 ^P	June 2023 ^P	July 2023 ^P
Petroleum and petroleum products merchant wholesalers - Continued								
Primary services.....		424700-P	02/09	154.830	164.706	158.101	158.672	166.503
Wholesaling of petroleum products.....		424700-1	02/09	155.342	165.432	158.904	159.397	167.456
Wholesaling of all other goods, except petroleum products.....		424700-2	01/21	112.878	114.965	107.378	110.053	110.053
Beer, wine, and distilled alcoholic beverage merchant wholesalers.....	4248		01/21	122.073	122.028	121.663	121.167	121.429
Beer, wine, and distilled alcoholic beverage merchant wholesalers.....	42480		01/21	122.073	122.028	121.663	121.167	121.429
Beer, wine, and distilled alcoholic beverage merchant wholesalers.....	424800		01/21	122.073	122.028	121.663	121.167	121.429
Primary services.....		424800-P	02/09	154.159	154.102	153.641	153.014	153.346
Alcoholic beverage wholesaler services.....		424800-1	02/09	154.159	154.102	153.641	153.014	153.346
Wholesaling of beer, wine, and distilled alcoholic beverages.....		424800-11	02/09	154.529	154.509	154.049	153.488	153.801
Wholesaling of all other goods, except alcoholic beverages.....		424800-12	01/21	111.567	110.433	110.038	107.585	108.413
Miscellaneous nondurable goods merchant wholesalers.....	4249		01/21	136.283	138.407	141.206	145.616	149.420
Miscellaneous nondurable goods merchant wholesalers.....	42490		01/21	136.283	138.407	141.206	145.616	149.420
Miscellaneous nondurable goods merchant wholesalers.....	424900		01/21	136.283	138.407	141.207	145.617	149.422
Primary services.....		424900-P	02/09	196.382	199.472	203.154	209.570	214.612
Miscellaneous nondurable good wholesaler services.....		424900-1	02/09	196.382	199.472	203.154	209.570	214.612
Material recyclers.....	429930		12/86	452.064	443.558	426.948	390.417	381.031
Primary products.....		429930-P	12/86	456.648	448.046	428.322	387.055	376.672
Ferrous metal scrap.....		429930-1	12/86	582.354	567.550	532.455	469.107	452.634
Carbon steel scrap.....		429930-11	12/86	609.970	595.878	556.816	490.131	469.492
Heavy melting scrap.....		429930-111	12/86	616.777	607.256	548.233	—	—
Carbon steel scrap bundles.....		429930-112	12/86	651.467	651.467	625.367	550.043	529.064
Shredded carbon steel scrap.....		429930-113	12/86	412.642	405.380	394.746	340.938	—
Cut plate and structural scrap.....		429930-114	12/86	634.307	610.029	555.476	515.710	515.710
Other carbon steel scrap.....		429930-115	12/86	591.187	—	—	—	—
Stainless and alloy steel scrap.....		429930-12	12/86	614.306	609.176	606.161	530.014	562.267
Nonferrous metal scrap.....		429930-2	12/86	504.580	508.854	508.050	488.456	471.336
Copper base scrap.....		429930-21	12/86	664.111	668.769	639.970	641.728	642.305
No 1 copper wire, heavy.....		429930-211	12/86	523.421	523.423	501.779	502.297	500.239
No 2 copper wire, mixed.....		429930-212	12/86	845.302	849.694	814.389	813.808	829.150
Yellow brass scrap.....		429930-213	12/86	694.722	714.418	679.406	686.440	—
Used beverage can scrap.....		429930-223	12/86	221.300	212.334	201.996	193.729	185.608
Other old aluminum base scrap.....		429930-224	12/86	—	191.887	—	—	—
Other nonferrous scrap (including lead, zinc and precious metals).....		429930-23	12/86	2,391.363	2,455.851	2,649.014	2,342.328	2,172.916
Recyclable paper.....		429930-3	12/86	96.760	102.652	106.662	104.531	—
News and other low grade recyclable paper.....		429930-31	12/86	89.770	85.938	86.576	—	—
Corrugated recyclable paper.....		429930-33	12/86	59.116	67.911	70.227	70.125	—
High grade recyclable paper (including pulp substitutes and deinking).....		429930-34	12/86	137.574	127.279	135.204	—	—
Recyclable materials, excluding metals and paper.....		429930-4	12/86	209.720	196.092	200.550	200.101	—
Recyclable plastics.....		429930-42	06/96	89.573	92.144	93.542	91.846	—
Other receipts.....		429930-SM1						
Motor vehicle and parts dealers.....	441		12/03	191.451	190.124	190.744	190.191	190.248
Automobile dealers.....	4411		12/03	184.322	182.721	180.624	180.614	180.853
New car dealers.....	44111		12/99	203.457	201.689	199.373	199.362	199.627
New car dealers.....	441110		12/99	202.881	200.892	197.846	197.878	198.172
Primary services.....		441110-P	12/99	194.692	192.315	187.854	187.978	188.320
Vehicle sales.....		441110-1	12/99	148.600	146.146	141.618	141.588	141.923
New vehicle sales.....		441110-101	12/99	202.540	197.797	191.967	192.948	193.477
Used vehicle sales.....		441110-102	12/99	118.897	122.126	117.235	113.417	113.417
Service labor and parts.....		441110-2	12/99	233.154	233.826	234.678	235.514	235.514
Other receipts.....		441110-SM	12/99	279.410	279.792	285.800	285.232	285.232
Recreational vehicle dealers.....	44121		06/01	168.303	165.649	176.628	171.090	171.403
Recreational vehicle dealers.....	441210		06/01	168.303	165.649	176.628	171.090	171.403
Primary services.....		441210-P	06/01	168.356	165.631	178.012	172.407	172.739
Recreational vehicle dealer services.....		441210-1	06/01	168.356	165.631	178.012	172.407	172.739
Boat dealers.....	441222		06/01	198.276	196.447	223.917	212.407	212.407
Primary services.....		441222-P	06/01	195.963	193.977	—	211.305	211.305
Boat dealer services.....		441222-1	06/01	195.963	193.977	223.803	211.305	211.305
Other receipts.....		441222-SM3	12/22	100.000	100.000	100.000	100.000	100.000
Automotive parts, accessories and tire retailers.....	4413		12/01	236.383	236.693	240.670	241.519	240.690
Automotive parts and accessories retailers.....	44133		12/03	258.160	257.898	266.108	264.305	264.305
Automotive parts and accessories retailers.....	441330		12/03	258.160	257.898	266.108	264.305	264.305
Primary services.....		441330-P	12/03	258.164	257.902	266.112	264.309	264.309

See footnotes at end of table.

Table 11. Producer price indexes for net output of selected industries and their products, not seasonally adjusted — Continued
 [July 2023]

Title ¹	Industry code	Product code	Index base	Unadjusted index ²				
				Mar. 2023	Apr. 2023 ^p	May 2023 ^p	June 2023 ^p	July 2023 ^p
Automotive parts and accessories retailers - Continued								
Automotive parts and accessories store services, in-store retailing.....		441330-A	12/03	258.164	257.902	266.112	264.309	264.309
Tire dealers.....	44134		12/03	175.747	176.763	174.659	178.863	177.062
Tire dealers.....	441340		12/03	175.747	176.763	174.659	178.863	177.062
Primary services.....		441340-P	12/03	175.913	176.930	174.824	179.032	177.229
Tire dealer services, in-store retailing.....		441340-A	12/03	175.913	176.930	174.824	179.032	177.229
Building material & garden supply retailers.....	444		12/03	208.570	208.041	203.883	204.811	207.413
Building material and supplies dealers.....	4441		12/03	210.110	210.049	206.500	207.735	209.842
Building material and supplies dealers.....	44410		12/03	210.114	210.053	206.504	207.739	209.846
Building materials and supplies dealers.....	444100		05/19	139.867	139.826	137.464	138.286	139.689
Primary services.....		444100-P	05/19	139.672	139.632	137.273	138.093	139.494
Building materials and supplies dealer services, in-store retailing.....		444100-A	05/19	130.732	130.681	127.719	128.750	130.508
Retailing of building materials, paint, and hardware.....		444100-A1	05/19	129.433	127.576	125.837	127.317	128.990
Retailing of all other goods.....		444100-A2	05/19	135.552	142.263	134.722	134.073	136.149
Lawn and garden equip and supplies retailers.....	4442		12/03	201.287	198.694	191.853	191.420	196.206
Nursery, garden, and farm supply retailers.....	44424		12/03	201.289	198.695	191.854	191.421	196.207
Nursery, garden, and farm supply retailers.....	444240		12/02	215.517	212.740	205.416	204.953	210.077
Primary services.....		444240-P	12/02	215.611	212.833	205.506	205.042	210.168
Nursery, garden center, and farm supply store services, in-store retailing.....		444240-A	12/02	215.611	212.833	205.506	205.042	210.168
Food and beverage retailers.....	445		12/99	259.403	259.725	259.241	262.652	258.603
Grocery retailers.....	4451		12/03	224.035	224.044	224.120	227.264	223.194
Grocery (except convenience) retailers.....	44511		12/03	224.035	224.044	224.120	227.264	223.194
Supermarkets and other grocery stores.....	445110		12/99	267.350	267.360	267.451	271.203	266.347
Primary services.....		445110-P	12/99	267.210	267.220	267.311	271.061	266.207
Supermarket and other grocery store services.....		445110-3	12/99	264.678	264.688	264.778	268.492	263.684
Retailing of food and beverage products.....		445110-32	01/17	138.450	138.181	138.583	140.428	137.786
Retailing of fresh meats.....		445110-321	12/99	352.627	353.882	351.151	358.082	365.270
Retailing of fresh fruits and vegetables.....		445110-322	12/99	250.024	230.117	241.196	250.365	244.437
Retailing of bakery products.....		445110-323	12/99	226.958	232.051	230.137	225.717	236.200
Retailing of dairy products.....		445110-324	12/99	238.083	234.508	222.960	213.174	220.290
Retailing of deli products.....		445110-325	12/99	175.156	176.988	179.019	176.847	179.990
Retailing of frozen food products.....		445110-326	12/99	148.950	151.200	149.561	149.643	146.385
Retailing of alcoholic beverages.....		445110-327	01/17	142.732	141.515	139.322	142.098	133.841
Retailing of all other food and beverage products.....		445110-328	12/99	274.413	279.393	282.206	289.723	274.592
Retailing of nonfood products.....		445110-33	01/17	137.620	139.020	137.263	139.689	137.837
Retailing of cleaning and paper products.....		445110-331	01/17	145.058	152.710	145.963	153.959	141.068
Retailing of health and beauty products.....		445110-332	12/99	264.692	273.362	272.977	265.121	266.310
Retailing of all other nonfood products.....		445110-333	01/17	139.567	135.476	134.001	140.946	140.776
Specialty food retailers.....	4452		12/03	249.664	246.616	243.238	247.358	245.975
Specialty food retailers.....	445200		12/03	249.661	246.614	243.236	247.356	245.972
Primary services.....		445200-P	12/03	249.921	246.856	243.458	247.602	246.217
Specialty food retailer services, in-store retailing.....		445200-A	12/03	249.921	246.856	243.458	247.602	246.217
Beer, wine, and liquor retailers.....	4453		06/00	144.069	146.945	144.870	145.348	145.486
Beer, wine, and liquor retailers.....	44532		06/00	144.069	146.945	144.870	145.347	145.486
Beer, wine, and liquor retailers.....	445320		06/00	144.069	146.945	144.870	145.347	145.486
Primary services.....		445320-P	06/00	144.121	146.998	144.922	145.400	145.538
Beer, wine, and liquor retailer services, in-store retailing.....		445320-A	06/00	144.121	146.998	144.922	145.400	145.538
Retailing of beer, wine, and liquor.....		445320-A1	06/14	109.225	111.778	110.560	110.819	110.942
Retailing of all other goods and sales of prepared foods.....		445320-A2	06/14	162.338	162.446	157.130	158.536	158.536
Furniture, home furnishings, electronics, and appliance retailers.....	449		12/22	108.085	104.050	102.688	103.783	103.883
Furniture and Home Furnishings Retailers.....	4491		12/22	103.586	104.445	103.790	103.571	104.144
Furniture retailers.....	44911		12/03	190.591	193.166	192.741	191.000	193.209
Furniture retailers.....	449110		06/03	193.212	195.805	195.398	193.604	195.858
Primary services.....		449110-P	06/03	196.399	198.913	198.665	196.639	199.033
Furniture retailer services, in-store retailing.....		449110-A	06/03	196.399	198.913	198.665	196.639	199.033
Other receipts.....		449110-SM	12/22	95.852	98.818	96.333	98.219	97.933
Floor covering retailers.....	44912		12/03	225.011	223.725	219.652	223.667	221.083
Floor covering retailers.....	449121		06/03	228.319	227.014	222.882	226.955	224.333
Primary services.....		449121-P	06/03	228.319	227.014	222.882	226.955	224.333
Floor covering retailer services, in-store retailing.....		449121-A	06/03	228.319	227.014	222.882	226.955	224.333

See footnotes at end of table.

Table 11. Producer price indexes for net output of selected industries and their products, not seasonally adjusted — Continued
 [July 2023]

Title ¹	Industry code	Product code	Index base	Unadjusted index ²				
				Mar. 2023	Apr. 2023 ^P	May 2023 ^P	June 2023 ^P	July 2023 ^P
Electronics and appliance retailers.....	4492		12/03	96.658	85.719	83.492	86.438	85.788
Electronics and appliance retailers.....	44921		12/03	96.702	85.758	83.530	86.478	85.828
Electronics and appliance retailers.....	449210		12/11	108.371	96.106	93.609	96.913	96.184
Primary products.....		449210-P	12/11	108.279	96.025	93.530	96.831	96.103
Electronics and appliance retailers services, in-store retailing.....		449210-A	12/11	103.082	103.091	99.342	104.716	104.287
Retailing of entertainment and communication products.....		449210-A1	12/11	76.917	78.111	73.260	85.558	87.253
Retailing of computers, hardware, software, and supplies.....		449210-A2	06/03	53.182	53.409	54.733	53.769	52.358
Retailing of major household appliances.....		449210-A3	05/19	127.255	129.628	132.348	130.703	128.477
Retailing of all other goods.....		449210-A4	12/11	157.862	154.031	140.419	143.045	142.128
Electronic and appliance retailers services, online retailing.....		449210-B	12/22	126.767	91.003	90.601	90.371	89.034
General merchandise retailers.....	455		12/03	155.866	155.441	156.936	155.468	152.548
Department stores.....	4551		12/03	163.647	156.281	162.028	156.291	153.534
Department stores.....	45511		12/03	163.647	156.281	162.028	156.291	153.534
Department stores.....	455110		12/17	138.644	132.403	137.272	132.412	130.076
Primary services.....		455110-P	12/17	140.456	134.133	139.066	134.142	131.775
Department store services, in-store retailing.....		455110-A	12/17	130.124	128.174	133.346	128.414	131.010
Department store services, online retailing.....		455110-B	12/22	132.745	119.874	123.472	119.471	108.783
Other general merchandise retailers.....	4552		12/03	152.475	153.186	153.968	153.216	150.309
Other general merchandise retailers.....	45521		12/03	152.513	153.223	154.006	153.254	150.346
Warehouse clubs, supercenters, and other general merchandise retailers.....	455210		12/03	152.535	153.246	154.028	153.276	150.369
Primary services.....		455210-P	12/03	150.800	151.505	152.281	151.535	148.651
Warehouse clubs, supercenters, and other general merch. retailer services, in-store retailing.....		455210-A	12/03	160.615	162.019	163.560	162.078	159.006
Warehouse clubs and supercenters.....		455210-A1	12/03	151.577	153.040	154.643	153.109	149.776
All other general merchandise stores.....		455210-A2	12/03	156.462	156.624	156.820	156.569	157.384
Health and personal care retailers.....	456		12/03	145.453	147.643	146.844	147.654	146.519
Health and personal care retailers.....	4561		12/03	145.529	147.720	146.921	147.732	146.595
Pharmacies and drug retailers.....	45611		06/00	169.425	172.653	171.944	172.394	171.068
Pharmacies and drug retailers.....	456110		06/00	169.424	172.652	171.944	172.393	171.067
Primary services.....		456110-P	06/00	169.273	172.498	171.790	172.239	170.914
Pharmacy and drug retailer services, in-store retailing.....		456110-A	06/00	168.715	170.865	169.726	170.449	168.317
Retailing of prescription drugs.....		456110-A1	06/00	193.047	195.999	193.699	194.588	191.290
Retailing of over-the-counter drugs and all other goods.....		456110-A2	06/00	172.951	173.897	175.280	175.862	175.870
Retailing of over-the-counter drugs.....		456110-A21	06/00	149.738	149.328	151.136	150.796	150.798
Retailing of all other goods.....		456110-A22	06/00	178.622	180.112	181.286	182.240	182.249
Optical goods retailers.....	45613		12/03	116.769	113.545	113.837	114.166	114.099
Optical goods retailers.....	456130		06/00	119.755	116.472	116.762	117.090	117.023
Primary services.....		456130-P	06/00	117.413	114.075	114.405	114.776	114.700
Optical goods retailer services, in-store retailing.....		456130-A	06/00	117.413	114.075	114.405	114.776	114.700
Food (health) supplement retailers.....	456191		12/99	245.768	246.877	236.569	252.310	247.824
Primary services.....		456191-P	12/99	245.819	246.928	236.618	252.362	247.875
Food (health) supplement store services, in-store retailing.....		456191-A	12/99	245.819	246.928	236.618	252.362	247.875
Gasoline Stations and Fuel Dealers.....	457		12/22	83.680	83.189	91.130	89.604	83.630
Gasoline stations.....	4571		06/01	153.718	154.095	168.998	169.385	158.279
Gasoline stations.....	45710		06/01	153.718	154.095	168.998	169.385	158.279
Gasoline stations.....	457100		05/19	136.641	136.973	150.231	150.574	140.697
Primary products.....		457100-P	05/19	138.585	138.821	152.610	152.911	142.740
Gasoline station services.....		457100-1	05/19	138.585	138.821	152.610	152.911	142.740
Retailing of automotive fuels and lubricants.....		457100-11	05/19	155.761	156.363	176.561	173.656	157.888
Retailing of all other goods, sales of prepared foods, and repair services.....		457100-12	12/12	125.038	124.726	129.848	135.170	132.747
Fuel dealers.....	4572		06/00	308.910	293.986	320.074	281.753	261.059
Fuel dealers.....	45721		06/00	308.910	293.986	320.074	281.753	261.059
Fuel dealers.....	457210		06/00	308.901	293.977	320.064	281.745	261.051
Primary services.....		457210-P	06/00	322.642	306.859	334.448	293.922	272.037
Fuel dealer services.....		457210-1	06/00	322.642	306.859	334.448	293.922	272.037
Clothing and clothing accessories retailers.....	458		12/03	157.812	149.345	150.805	144.150	139.781
Clothing retailers.....	4581		12/03	150.524	141.336	144.019	135.640	130.113
Clothing retailers.....	45811		12/03	150.524	141.336	144.019	135.640	130.113
Clothing and clothing accessories retailers.....	458110		05/15	121.466	114.051	116.217	109.454	104.995

See footnotes at end of table.

Table 11. Producer price indexes for net output of selected industries and their products, not seasonally adjusted — Continued
 [July 2023]

Title ¹	Industry code	Product code	Index base	Unadjusted index ²				
				Mar. 2023	Apr. 2023 ^P	May 2023 ^P	June 2023 ^P	July 2023 ^P
Clothing and clothing accessories retailers - Continued								
Primary services.....		458110-P	05/15	121.466	114.051	116.217	109.454	104.995
Clothing and clothing accessories retailer services, in-store retailing.....		458110-A	05/15	118.100	111.447	113.186	106.416	103.434
Retailing of apparel.....		458110-A1	05/15	116.986	111.764	114.779	107.208	104.131
Retailing of men's apparel.....		458110-A11	05/15	127.432	119.939	122.110	118.061	114.226
Retailing of women's apparel.....		458110-A12	05/15	113.048	108.944	113.128	104.273	101.009
Retailing of children's apparel.....		458110-A13	05/15	119.263	112.986	112.010	103.239	102.570
Retailing of all other goods.....		458110-A2	05/15	121.675	111.285	109.740	104.998	102.244
Clothing and clothing accessories retailer services, online retailing.....		458110-B	12/22	138.208	-	-	-	-
Shoe retailers.....	4582		12/03	152.607	141.748	139.807	136.179	132.718
Shoe retailers.....	45821		12/03	152.607	141.748	139.807	136.179	132.718
Shoe retailers.....	458210		06/02	155.685	144.607	142.627	138.926	135.395
Primary services.....		458210-P	06/02	155.685	144.607	142.627	138.926	135.395
Shoe retailer services, in-store retailing.....		458210-A	06/02	155.685	144.607	142.627	138.926	135.395
Jewelry retailers.....	4583		12/03	188.987	187.943	188.471	185.998	186.060
Jewelry retailers.....	45831		12/03	192.339	191.277	191.814	189.297	189.360
Jewelry retailers.....	458310		06/00	208.957	207.804	208.387	205.653	205.721
Primary services.....		458310-P	06/00	209.336	208.180	208.765	206.025	206.094
Jewelry retailer services, in-store retailing.....		458310-A	06/00	210.475	209.027	209.759	211.713	211.800
Sporting goods and hobby retailers.....	4591		12/03	123.035	125.332	130.715	124.848	132.119
Sporting goods retailers.....	45911		12/03	154.143	158.106	167.397	157.480	170.635
Sporting goods retailers.....	459110		06/00	160.819	164.953	174.644	164.300	178.021
Primary services.....		459110-P	06/00	161.927	166.176	176.137	165.505	179.608
Sporting goods store services, in-store retailing.....		459110-A	06/00	160.485	166.162	179.471	165.265	184.069
Retailing of sporting goods.....		459110-A1	12/13	127.636	127.068	132.199	124.540	128.650
Hobby, toy, and game retailers.....	45912		12/03	82.695	82.695	82.695	82.398	81.538
Hobby, toy, and game retailers.....	459120		06/00	83.749	83.749	83.749	83.448	82.577
Primary services.....		459120-P	06/00	83.691	83.691	83.691	83.390	82.520
Hobby, toy, and game store services, in-store retailing.....		459120-A	06/00	83.562	83.501	83.501	83.501	83.577
Retailing of hobby and craft goods, toys, and games (including video games).....		459120-A1	12/13	85.719	85.607	85.607	85.607	85.737
Retailing of all other goods.....		459120-A2	12/13	69.675	69.689	69.689	69.689	69.685
Book retailers and news dealers.....	4592		12/03	133.616	133.009	134.003	133.803	133.803
Book retailers and news dealers.....	45921		12/03	147.259	146.590	147.685	147.465	147.465
Book retailers and news dealers.....	459210		06/00	183.130	182.297	183.659	183.385	183.385
Primary services.....		459210-P	06/00	183.010	182.177	183.541	183.266	183.266
Book retailer and news dealer services, in-store retailing.....		459210-A	06/00	185.465	184.339	186.182	185.811	185.811
Retailing of books.....		459210-A1	06/14	129.711	129.925	131.340	131.481	131.481
Retailing of all other goods.....		459210-A2	06/14	112.605	109.757	110.605	109.516	109.516
Office supplies, stationery, and gift retailers.....	4594		12/03	174.173	179.832	174.472	168.074	160.522
Office supplies, stationery, and gift retailers.....	45940		12/03	174.173	179.832	174.472	168.074	160.522
Office supplies, stationery, and gift retailers.....	459400		05/19	119.272	123.148	119.477	115.096	109.925
Primary services.....		459400-P	05/19	119.272	123.148	119.477	115.096	109.925
Office supplies, stationery, and gift retailer services, in-store retailing.....		459400-A	05/19	119.498	125.773	126.024	125.126	122.947
Air transportation.....	481		12/92	272.168	272.049	263.862	275.131	275.296
Scheduled air transportation.....	4811		12/89	335.305	334.794	323.624	339.040	338.979
Scheduled air transportation.....	48111		12/89	335.305	334.794	323.624	339.040	338.979
Scheduled passenger air transportation.....	481111		12/89	341.713	341.513	329.878	346.808	346.442
Primary services.....		481111-P	12/89	373.155	372.937	360.232	378.719	378.319
Domestic.....		481111-1	12/89	395.378	396.868	388.025	395.090	390.723
Domestic first class, including business.....		481111-101	12/99	201.935	203.945	199.234	189.357	186.531
Domestic coach.....		481111-102	12/99	225.427	226.152	221.129	226.515	224.085
International.....		481111-2	12/89	279.067	275.750	257.791	294.548	301.470
International first class, including business.....		481111-201	09/18	121.324	117.377	104.809	114.955	97.125
International coach.....		481111-202	12/89	280.594	277.955	261.222	299.801	312.554
Scheduled freight air transportation.....	481112		12/03	179.074	174.309	171.821	163.182	167.408
Primary services.....		481112-P	12/87	169.847	167.398	165.399	155.587	157.639
Scheduled freight air transportation services.....		481112-1	12/87	178.087	174.831	172.219	161.915	164.586
Domestic scheduled freight air transportation services.....		481112-101	12/14	116.966	117.597	115.577	113.815	116.834
International scheduled freight air transportation services.....		481112-102	12/14	75.515	72.762	71.805	64.956	65.462
Scheduled mail air transportation services.....		481112-2	12/87	139.662	147.195	152.708	144.862	139.341

See footnotes at end of table.

Table 11. Producer price indexes for net output of selected industries and their products, not seasonally adjusted — Continued
[July 2023]

Title ¹	Industry code	Product code	Index base	Unadjusted index ²				
				Mar. 2023	Apr. 2023 ^P	May 2023 ^P	June 2023 ^P	July 2023 ^P
Nonscheduled air transportation.....	4812		12/96	202.552	204.556	204.702	204.261	205.900
Nonscheduled air transportation.....	48121		12/96	202.552	204.556	204.702	204.261	205.900
Nonscheduled air passenger chartering.....	481211		06/92	207.785	210.076	210.285	209.654	210.211
Primary services.....		481211-P	12/00	166.959	169.020	169.208	168.641	169.141
Domestic nonscheduled air passenger services.....		481211-1	06/08	120.777	121.035	121.201	120.700	121.154
International nonscheduled air passenger services.....		481211-2	06/08	111.277	117.820	117.820	117.820	117.769
Nonscheduled air freight chartering.....	481212		06/08	144.835	145.853	145.853	145.853	149.033
Primary services.....		481212-P	06/08	142.196	143.236	143.236	143.236	146.571
Domestic nonscheduled air freight services.....		481212-1	06/08	196.895	196.895	196.895	196.895	203.812
International nonscheduled air freight services.....		481212-2	06/08	100.049	102.250	102.250	102.250	102.250
Rail transportation.....	482		12/96	231.944	231.485	229.385	228.593	228.447
Rail transportation.....	4821		12/96	231.944	231.485	229.385	228.593	228.447
Rail transportation.....	48211		12/96	231.944	231.485	229.385	228.593	228.447
Line-haul railroads.....	482111		12/84	258.719	258.207	255.864	254.981	254.818
Primary services.....		482111-P	12/84	258.719	258.207	255.864	254.981	254.818
Freight rail transportation.....		482111-4	05/15	129.381	129.118	127.912	127.458	127.374
Carload freight rail transportation.....		482111-411	12/96	234.103	234.691	234.361	234.157	234.141
Intermodal freight rail transportation.....		482111-412	12/96	220.064	215.692	206.810	203.755	203.111
Passenger rail transportation.....		482111-5	12/96	181.801	181.801	181.801	181.801	181.801
Coach service class.....		482111-506	06/05	164.929	164.929	164.929	164.929	164.929
All other service classes.....		482111-507	06/05	157.022	157.022	157.022	157.022	157.022
Water transportation.....	483		12/03	188.681	189.203	197.282	193.469	193.377
Deep sea freight transportation.....	483111		06/88	403.374	402.601	438.705	417.744	417.785
Primary services.....		483111-P	06/88	412.082	411.293	448.176	426.763	426.805
Deep sea freight transportation services.....		483111-5	06/88	412.082	411.293	448.176	426.763	426.805
Coastal and Great Lakes freight transport.....	483113		12/03	215.180	217.232	213.865	215.033	215.007
Primary services.....		483113-P	12/03	209.112	211.170	207.793	209.023	208.996
Coastal and intercoastal freight transportation.....		483113-1	12/03	183.021	186.150	182.911	185.212	185.049
Great Lakes - St. Lawrence Seaway freight transportation.....		483113-2	12/91	237.196	235.038	229.030	229.350	230.185
Coastal and intercoastal towing transportation.....		483113-3	12/03	272.556	272.556	270.712	267.899	267.899
Inland water transportation.....	4832		12/03	194.075	192.820	212.457	210.928	210.189
Inland water transportation.....	48321		12/03	194.079	192.824	212.461	210.932	210.193
Inland water freight transportation.....	483211		12/90	246.206	244.613	269.525	267.586	266.648
Primary services.....		483211-P	12/90	250.712	249.056	275.021	273.002	272.025
Inland water freight transportation services.....		483211-3	12/90	250.712	249.056	275.021	273.002	272.025
Truck transportation.....	484		12/03	194.625	185.833	188.866	187.554	187.162
General freight trucking.....	4841		12/03	205.733	194.324	198.199	196.488	196.251
General freight trucking, local.....	48411		12/03	176.961	178.130	172.099	170.412	170.412
General freight trucking, local.....	484110		12/03	176.984	178.154	172.124	170.436	170.436
Primary services.....		484110-P	06/93	184.263	184.395	175.346	173.328	173.328
General freight trucking services, local.....		484110-1	06/93	184.263	184.395	175.346	173.328	173.328
General freight trucking, local, truckload.....		484110-15	06/09	124.588	124.331	111.639	111.433	111.433
General freight trucking, local, less than truckload.....		484110-16	06/09	147.392	148.402	158.307	153.672	153.672
Other receipts.....		484110-SM	12/03	200.377	203.036	199.617	-	-
General freight trucking, long-distance.....	48412		12/03	213.117	197.948	204.837	203.131	202.823
General freight trucking, long-distance TL.....	484121		12/03	202.307	184.407	192.266	190.338	189.910
Primary services.....		484121-P	06/92	188.045	182.593	176.551	174.760	174.455
General freight trucking, long-distance, truckload.....		484121-2	06/92	188.045	182.593	176.551	174.760	174.455
General freight trucking, long-distance LTL.....	484122		12/03	233.331	228.176	231.510	230.664	230.773
Primary services.....		484122-P	06/92	393.394	384.703	390.325	388.899	389.081
General freight trucking, long-distance less than truckload.....		484122-1	06/92	393.394	384.703	390.325	388.899	389.081
Specialized freight trucking.....	4842		12/03	170.867	168.734	169.751	169.478	168.655
Used household and office goods moving.....	48421		12/03	164.566	163.470	168.464	175.201	173.142
Used household and office goods moving.....	484210		12/03	164.529	163.433	168.426	175.161	173.102
Primary services.....		484210-P	12/03	167.645	166.528	171.615	178.478	176.381
Used household and office goods moving, except local.....		484210-2	06/92	258.872	256.241	262.353	278.517	273.577
Residential moving services, except local.....		484210-21	09/15	139.367	138.098	142.152	152.446	149.339
Commercial and other goods moving services, except local.....		484210-22	09/15	119.246	117.284	116.215	115.561	115.561
Used household and office goods moving, local.....		484210-4	12/03	144.443	144.443	150.679	150.679	150.679
Residential moving services, local.....		484210-41	09/15	125.272	125.272	131.507	131.507	131.507
Commercial and other goods moving services, local.....		484210-42	09/15	117.393	117.393	118.112	118.112	118.112

See footnotes at end of table.

Table 11. Producer price indexes for net output of selected industries and their products, not seasonally adjusted — Continued
 [July 2023]

Title ¹	Industry code	Product code	Index base	Unadjusted index ²				
				Mar. 2023	Apr. 2023 ^P	May 2023 ^P	June 2023 ^P	July 2023 ^P
Specialized freight (except used) trucking, local.....	48422		12/03	179.934	179.631	178.588	178.311	178.787
Specialized freight (except used goods) trucking, local.....	484220		12/03	179.943	179.641	178.598	178.320	178.797
Primary services.....		484220-P	06/93	217.889	217.430	215.842	215.420	216.192
Specialized freight (except used goods) trucking, local.....		484220-6	06/93	217.889	217.430	215.842	215.420	216.192
Local hazardous materials trucking (except waste).....		484220-601	06/13	131.476	129.723	129.723	128.441	127.736
Local agricultural products trucking without storage.....		484220-602	06/13	106.233	106.233	100.633	100.633	100.828
Dump trucking.....		484220-603	06/13	147.411	147.411	147.411	147.411	148.190
Local specialized trucking without storage.....		484220-604	06/13	122.062	122.062	122.062	121.853	122.788
Specialized freight (except used) trucking, long-distance.....	48423		12/03	164.156	159.872	161.417	158.565	156.939
Specialized freight (except used goods) trucking, long-distance.....	484230		12/03	164.163	159.878	161.424	158.572	156.945
Primary services.....		484230-P	06/01	161.485	156.799	158.540	155.362	153.560
Specialized freight (except used goods) trucking, long-distance.....		484230-6	06/01	161.485	156.799	158.540	155.362	153.560
Agricultural products trucking, long-distance.....		484230-602	06/13	146.444	144.686	145.648	142.174	139.785
All other specialized trucking, long-distance.....		484230-603	06/13	127.660	123.632	125.089	122.653	121.327
Pipeline Transportation.....	486		05/22	108.195	107.067	107.297	105.975	106.025
Pipeline transportation of crude oil.....	4861		12/03	280.637	271.673	271.673	271.673	271.633
Pipeline transportation of crude oil.....	48611		12/03	280.637	271.673	271.673	271.673	271.633
Pipeline transportation of crude oil.....	486110		06/86	311.017	301.082	301.082	301.082	301.037
Primary services.....		486110-P	06/86	311.987	301.472	301.472	301.472	301.425
Pipeline transportation of crude oil.....		486110-3	06/86	302.723	292.520	292.520	292.520	292.475
Trans-Alaskan Pipeline System transportation.....		486110-311	06/86	119.479	119.479	119.479	119.479	119.479
Pipeline transportation of crude petroleum, except on the Trans-Alaskan Pipeline System.....		486110-312	06/86	409.010	394.383	394.383	394.383	394.317
Pipeline transportation of natural gas.....	4862		05/22	105.353	104.750	105.134	102.928	102.902
Pipeline transportation of natural gas.....	48621		05/22	105.353	104.750	105.134	102.928	102.902
Pipeline transportation of natural gas.....	486210		05/22	105.353	104.750	105.134	102.928	102.902
Primary services.....		486210-P	05/22	105.353	104.750	105.134	102.928	102.902
Pipeline transportation of natural gas services.....		486210-1	05/22	105.353	104.750	105.134	102.928	102.902
Other pipeline transportation.....	4869		12/03	206.832	206.832	206.832	206.832	207.514
Pipeline transportation of refined petroleum products.....	48691		12/03	206.832	206.832	206.832	206.832	207.514
Refined petroleum product pipeline transport.....	486910		06/86	236.700	236.700	236.700	236.700	237.481
Primary services.....		486910-P	06/86	237.091	237.091	237.091	237.091	237.873
Pipeline transportation of refined petroleum products.....		486910-1	06/86	240.475	240.475	240.475	240.475	241.268
Transportation support activities.....	488		12/03	140.009	138.391	138.071	139.541	138.796
Air transportation support activities.....	4881		12/96	203.188	203.251	203.871	204.971	205.475
Airport operations.....	48811		12/03	154.153	154.403	155.305	156.688	156.792
Other airport operations.....	488119		12/03	154.178	154.428	155.330	156.713	156.817
Primary services.....		488119-P	06/92	213.498	213.843	215.092	217.008	217.152
Aeronautical services.....		488119-5	06/14	119.524	119.070	118.998	119.085	119.207
Landing fees.....		488119-501	06/14	113.165	112.159	112.144	112.185	110.351
Terminal rental.....		488119-502	06/14	128.692	128.431	128.276	128.276	129.808
Other aeronautical services.....		488119-503	06/14	113.109	113.109	113.109	113.429	113.822
Non-aeronautical services.....		488119-6	06/14	124.948	125.895	127.514	129.769	129.806
Airport parking.....		488119-601	06/14	137.168	137.168	137.168	137.812	138.423
Lease space for rental cars.....		488119-602	06/14	133.501	136.771	141.411	147.175	143.486
Lease space for concessions.....		488119-603	06/92	162.950	165.745	172.388	179.749	185.027
Other non-aeronautical services.....		488119-604	06/14	109.110	109.110	109.110	109.438	109.438
Other air transportation support activities.....	48819		12/03	170.499	170.203	169.977	169.952	170.854
Other support activities for air transport.....	488190		12/03	170.494	170.198	169.972	169.947	170.848
Primary services.....		488190-P	06/92	219.338	218.956	218.765	218.765	219.838
Other air transportation support activities.....		488190-5	06/07	152.268	152.003	151.870	151.870	152.615
Water transportation support activities.....	4883		12/03	159.746	159.562	161.173	160.884	161.041
Port and harbor operations.....	48831		12/03	186.832	185.874	187.487	185.742	186.518
Port and harbor operations.....	488310		12/03	186.855	185.897	187.510	185.765	186.541
Primary services.....		488310-P	12/03	189.821	188.724	190.572	188.573	189.462
Port and harbor services.....		488310-1	12/03	189.821	188.724	190.572	188.573	189.462
Marine cargo handling.....	48832		12/03	150.925	150.947	151.118	151.132	151.132
Marine cargo handling.....	488320		12/91	170.001	170.027	170.219	170.235	170.235
Primary services.....		488320-P	12/91	165.799	165.824	166.012	166.028	166.028
Movement of containers.....		488320-8	12/98	148.869	148.879	148.947	148.947	148.947
Other marine cargo handling.....		488320-9	12/98	155.277	155.392	156.359	156.484	156.484

See footnotes at end of table.

Table 11. Producer price indexes for net output of selected industries and their products, not seasonally adjusted — Continued
 [July 2023]

Title ¹	Industry code	Product code	Index base	Unadjusted index ²				
				Mar. 2023	Apr. 2023 ^P	May 2023 ^P	June 2023 ^P	July 2023 ^P
Navigational services to shipping.....	48833		12/03	164.855	164.846	169.523	169.745	169.745
Navigational services to shipping.....	488330		12/92	216.276	216.265	222.401	222.692	222.692
Primary services.....		488330-P	12/92	221.265	221.153	227.892	228.212	228.212
Navigational services to shipping and salvage.....		488330-1	12/92	221.265	221.153	227.892	228.212	228.212
Freight transportation arrangement.....	4885		12/96	116.463	113.750	112.591	114.696	113.195
Freight transportation arrangement.....	48851		12/96	116.463	113.750	112.591	114.696	113.195
Freight transportation arrangement.....	488510		12/94	118.843	116.075	114.892	117.040	115.509
Primary services.....		488510-P	12/94	118.765	115.805	114.540	116.871	115.197
Freight forwarding.....		488510-1	12/94	107.090	107.601	107.598	107.598	107.598
Arrangement of freight and cargo n.e.c.....		488510-2	12/94	129.410	123.043	120.542	125.159	121.843
U.S. Postal Service.....	491		06/89	281.228	281.228	281.228	281.228	292.039
U.S. Postal Service.....	4911		06/89	281.228	281.228	281.228	281.228	292.039
U.S. Postal Service.....	49111		06/89	281.228	281.228	281.228	281.228	292.039
U.S. Postal Service.....	491110		06/89	281.228	281.228	281.228	281.228	292.039
Primary services.....		491110-P	06/89	281.228	281.228	281.228	281.228	292.039
Mailing services (market dominant services).....		491110-7	12/12	139.462	139.462	139.462	139.462	147.490
First class mail.....		491110-71	06/89	248.829	248.829	248.829	248.829	261.519
Retail letters.....		491110-711	12/12	139.838	139.838	139.838	139.838	146.346
Commercial letters.....		491110-712	12/12	133.618	133.618	133.618	133.618	141.369
Retail and commercial flats.....		491110-713	12/12	136.039	136.039	136.039	136.039	144.053
Other first class mail and fees.....		491110-714	12/12	159.165	159.165	159.165	159.165	162.808
Periodicals mail.....		491110-72	06/89	330.638	330.638	330.638	330.638	357.340
Outside county.....		491110-721	06/89	337.676	337.676	337.676	337.676	365.275
Other periodicals mail and fees.....		491110-722	12/12	131.976	131.976	131.976	131.976	139.998
Standard class mail.....		491110-73	06/89	317.670	317.670	317.670	317.670	338.571
High density and saturation flats and parcels.....		491110-731	12/12	123.767	123.767	123.767	123.767	127.501
Carrier route basic mail.....		491110-732	12/12	137.752	137.752	137.752	137.752	148.454
Bulk letters.....		491110-733	12/12	136.170	136.170	136.170	136.170	144.324
Bulk flats.....		491110-734	12/12	147.486	147.486	147.486	147.486	158.621
Other standard mail and fees.....		491110-735	12/12	178.596	178.596	178.596	178.596	198.808
Package services mail.....		491110-74	06/89	314.194	314.194	314.194	314.194	330.910
Special services and fees.....		491110-75	06/89	333.232	333.232	333.232	333.232	353.467
Shipping services (competitive services).....		491110-8	12/12	171.832	171.832	171.832	171.832	170.603
Domestic priority mail.....		491110-81	06/89	405.137	405.137	405.137	405.137	405.137
Other shipping services and shipping special services & fees.....		491110-82	12/12	194.467	194.467	194.467	194.467	192.075
Couriers and messengers.....	492		12/03	307.441	305.487	303.379	302.691	303.239
Couriers and express delivery services.....	4921		12/03	318.461	316.460	314.153	313.400	313.999
Couriers and express delivery services.....	49211		12/03	318.478	316.476	314.169	313.416	314.015
Couriers and express delivery services.....	492110		12/03	318.434	316.433	314.127	313.373	313.973
Primary services.....		492110-P	12/03	319.555	317.546	315.229	314.473	315.073
Standard courier services.....		492110-1	12/92	468.315	467.535	467.146	465.977	465.977
Expedited courier services.....		492110-2	12/87	483.716	476.756	467.808	466.774	469.276
Domestic expedited courier services.....		492110-201	12/98	441.811	435.446	427.263	426.301	428.599
International expedited courier services.....		492110-202	12/98	376.213	370.815	363.875	363.104	365.025
Local messengers and local delivery.....	4922		12/03	167.229	165.956	165.956	165.956	165.956
Local messengers and local delivery.....	49221		12/03	166.885	165.616	165.616	165.616	165.616
Local messengers and local delivery.....	492210		12/03	166.856	165.587	165.587	165.587	165.587
Primary services.....		492210-P	12/92	215.265	213.628	213.628	213.628	213.628
Local messengers and local delivery services.....		492210-1	12/92	215.265	213.628	213.628	213.628	213.628
Warehousing and storage.....	493		12/06	147.739	147.739	141.305	138.996	141.420
Warehousing and storage.....	4931		12/06	147.689	147.689	141.258	138.949	141.372
General warehousing and storage.....	49311		12/03	155.155	155.009	146.521	143.293	145.492
General warehousing and storage.....	493110		12/03	155.248	155.102	146.609	143.379	145.580
Primary services.....		493110-P	06/93	170.008	169.848	160.547	157.011	159.421
General warehousing and storage services.....		493110-1	06/93	170.008	169.848	160.547	157.011	159.421
Refrigerated warehousing and storage.....	49312		12/03	145.336	146.011	147.061	148.286	152.585
Refrigerated warehousing and storage.....	493120		12/91	159.718	160.460	161.613	162.959	167.684
Primary services.....		493120-P	12/91	159.994	160.738	161.893	163.242	167.975
Warehousing and storage of refrigerated goods.....		493120-2	12/91	160.177	160.921	162.078	163.428	168.167
Farm product warehousing and storage.....	49313		12/03	140.883	141.039	140.742	140.718	141.210
Farm product warehousing and storage.....	493130		12/92	163.804	163.985	163.640	163.611	164.184

See footnotes at end of table.

Table 11. Producer price indexes for net output of selected industries and their products, not seasonally adjusted — Continued
 [July 2023]

Title ¹	Industry code	Product code	Index base	Unadjusted index ²				
				Mar. 2023	Apr. 2023 ^p	May 2023 ^p	June 2023 ^p	July 2023 ^p
Farm product warehousing and storage - Continued								
Primary services.....		493130-P	12/92	161.962	162.120	161.874	161.874	162.548
Farm product warehousing and storage services.....		493130-1	12/92	161.962	162.120	161.874	161.874	162.548
Publishing industries.....	513		12/22	102.919	102.716	103.781	104.185	103.345
Newspaper, book, and directory publishers.....	5131		12/22	102.840	103.127	103.275	103.745	103.782
Newspaper publishers.....	51311		12/22	99.670	99.671	99.677	99.683	99.685
Newspaper publishers.....	513110		12/22	99.670	99.671	99.677	99.683	99.685
Primary services.....		513110-P	12/22	99.670	99.671	99.677	99.683	99.685
Newspaper publishing.....		513110-1	12/22	99.670	99.671	99.677	99.683	99.685
Newspaper publishing from print publishers.....		513110-11	12/79	601.068	601.072	601.110	601.146	601.159
Newspaper advertising sales.....		513110-111	09/15	89.312	89.312	89.312	89.312	89.312
Newspaper advertising sales, print only.....		513110-1111	09/15	86.764	86.764	86.764	86.764	86.764
Newspaper advertising sales, digital only and print and digital bundled.....		513110-1112	09/15	104.357	104.357	104.357	104.357	104.357
Newspaper subscription and single copy sales.....		513110-112	09/15	179.803	179.804	179.821	179.837	179.843
Newspaper subscriptions, print only.....		513110-1121	09/15	178.175	178.175	178.175	178.175	178.175
Newspaper subscriptions, online only and print and online bundled.....		513110-1122	09/15	196.631	196.650	196.870	197.075	197.149
Periodical publishers.....	51312		12/22	105.555	105.467	105.679	106.754	106.754
Periodical publishers.....	513120		12/22	105.530	105.443	105.653	106.717	106.717
Primary services.....		513120-P	12/22	103.030	103.030	103.030	103.030	103.030
Periodical publishing.....		513120-1	12/22	103.030	103.030	103.030	103.030	103.030
Periodical publishing from print publishers.....		513120-11	12/79	462.561	462.561	462.561	462.561	462.561
Periodicals, advertising sales.....		513120-111	12/14	109.546	109.546	109.546	109.546	109.546
Periodicals, subscriptions and single copy sales.....		513120-112	12/14	104.178	104.178	104.178	104.178	104.178
Specialized business and professional periodicals, subscriptions and single copy sales.....		513120-1121	12/79	580.511	580.511	580.511	580.511	580.511
General and consumer periodicals, subscriptions and single copy sales.....		513120-1122	12/06	100.339	100.339	100.339	100.339	100.339
Book publishers.....	51313		12/22	103.059	103.874	104.329	104.666	104.371
Book publishers.....	513130		12/22	103.037	103.845	104.296	104.631	104.339
Primary services.....		513130-P	12/22	103.416	104.326	104.834	105.211	104.881
Book publishing from print publishers.....		513130-1	12/80	544.416	549.206	551.878	553.861	552.128
Print book publishing.....		513130-101	09/15	131.867	133.027	133.674	134.155	133.735
General adult and juvenile book publishing.....		513130-1011	06/09	108.474	108.963	110.848	112.588	113.198
General adult book publishing.....		513130-10111	06/09	111.035	110.201	112.905	115.731	116.216
Juvenile book publishing.....		513130-10112	06/09	99.162	100.922	101.884	102.445	103.140
Textbook publishing, including teachers' editions and workbooks.....		513130-1012	12/80	911.260	921.148	912.218	911.886	894.083
College textbook publishing.....		513130-10121	12/80	958.993	996.876	962.662	961.391	893.186
Elementary and high school textbook publishing.....		513130-10122	12/02	203.649	203.649	203.649	203.649	203.649
Technical, scientific, and professional book publishing.....		513130-1013	12/80	914.835	924.080	924.080	924.080	924.080
General reference book publishing.....		513130-1014	12/80	217.076	215.835	219.154	217.148	217.148
Religious book publishing.....		513130-1015	12/80	248.886	261.628	264.054	261.642	259.293
Directory and mailing list publishers.....	51314		12/22	104.780	105.237	104.809	105.426	106.521
Directory and mailing list publishers.....	513140		12/22	104.769	105.227	104.798	105.416	106.514
Primary services.....		513140-P	12/22	104.522	105.002	104.552	105.200	106.350
Directory and mailing list publishing.....		513140-1	12/22	104.522	105.002	104.552	105.200	106.350
Directory and mailing list publishing from print publishers.....		513140-11	12/03	130.110	132.108	127.794	131.242	132.218
Directory and mailing list publishing from print - ad sales incl. phone directory listings.....		513140-111	09/84	293.846	293.846	293.846	293.846	293.846
Directory and mailing list publishing from print - subscription, content, and licensing sales.....		513140-112	01/08	152.406	156.338	147.847	154.635	156.556
Directory and mailing list publishing from Internet publishers.....		513140-12	12/22	104.081	104.227	104.670	104.688	105.941
Other publishers.....	51319		12/22	101.197	101.120	101.166	101.748	101.733
Greeting card publishers.....	513191		12/22	100.086	99.964	99.968	100.018	100.016
Primary services.....		513191-P	12/22	100.017	99.884	99.884	99.884	99.884
Greeting card publishing.....		513191-1	12/22	100.017	99.884	99.884	99.884	99.884
Greeting card publishing from print publishers.....		513191-101	12/85	242.565	242.243	242.243	242.243	242.243
All other publishers.....	513199		12/22	104.687	104.748	104.927	107.188	107.127
Primary services.....		513199-P	12/22	103.640	103.713	103.925	106.617	106.545
All other publishing including yearbooks, art prints, patterns, and trading cards.....		513199-1	12/22	103.640	103.713	103.925	106.617	106.545
All other publishing including yearbooks, art prints, patterns, and trading cards, from print.....		513199-11	12/03	129.808	129.899	130.165	133.537	133.446
Other receipts.....		513199-SM	12/03	130.035	130.035	130.035	-	-
Software publishers.....	5132		12/03	94.331	93.812	95.407	95.736	94.375
Software publishers.....	51321		12/03	94.331	93.812	95.407	95.736	94.375
Software publishers.....	513210		12/97	89.162	88.673	90.192	90.502	89.217

See footnotes at end of table.

Table 11. Producer price indexes for net output of selected industries and their products, not seasonally adjusted — Continued
 [July 2023]

Title ¹	Industry code	Product code	Index base	Unadjusted index ²				
				Mar. 2023	Apr. 2023 ^P	May 2023 ^P	June 2023 ^P	July 2023 ^P
Software publishers - Continued								
Primary services.....		513210-P	12/97	93.204	92.649	93.167	93.519	92.055
Software publishing, except games.....		513210-5	06/06	101.745	101.038	101.878	102.192	100.542
System & application software publishing, excluding maintenance, tech support & games.....		513210-505	05/22	101.194	100.901	101.809	102.142	100.319
System software publishing.....		513210-50501	05/22	103.826	103.807	103.880	104.849	103.521
Application software publishing.....		513210-50502	12/97	107.180	106.512	108.561	108.119	105.501
Desktop and portable device application software publishing.....		513210-505021	06/06	103.115	100.588	103.698	104.449	102.702
Other application software publishing.....		513210-505022	06/06	119.615	120.264	121.708	120.346	116.855
Software maintenance, technical support, and other services related to software publishing.....		513210-506	12/97	177.002	169.077	169.361	169.573	169.662
Game software publishing.....		513210-7	12/13	85.501	86.156	83.464	84.592	83.857
Other receipts.....		513210-SM	12/97	56.050	56.050	64.552	64.552	64.592
Broadcasting, except Internet.....	516		12/03	122.025	124.806	127.054	123.745	120.395
Radio and television broadcasting.....	5161		06/01	102.111	102.406	101.925	101.154	97.972
Radio broadcasting.....	51611		12/03	96.831	95.772	99.899	97.441	93.588
Radio broadcasting stations.....	516110		06/88	174.912	172.999	180.456	176.014	169.053
Primary services.....		516110-P	06/88	175.426	173.471	181.092	176.553	169.441
Radio station services.....		516110-1	06/88	185.935	183.863	191.941	187.130	179.591
Radio station advertising sales.....		516110-101	06/88	177.885	175.509	184.772	179.255	170.610
Radio station advertising sales, local.....		516110-10101	12/95	133.934	132.234	139.130	133.643	127.744
Radio station advertising sales, national and regional.....		516110-10102	12/95	118.770	116.980	123.348	122.733	115.557
Other radio station services.....		516110-102	12/03	141.978	141.978	141.978	141.978	141.978
Other receipts.....		516110-SM	12/03	135.116	135.116	135.073	135.087	135.010
Television broadcasting.....	51612		12/03	96.505	97.148	95.272	95.072	92.283
Television broadcasting stations.....	516120		06/01	97.230	97.875	95.984	95.782	92.971
Primary services.....		516120-P	06/01	78.313	78.655	77.211	77.074	74.948
Television station advertising sales.....		516120-3	06/08	79.344	79.922	77.482	77.249	73.656
Other television station broadcasting services.....		516120-4	06/08	117.939	117.939	117.939	117.939	117.939
Other receipts.....		516120-SM	06/01	191.646	200.946	200.927	199.921	198.662
Cable and other subscription programming.....	5162		12/03	137.176	141.560	145.446	140.609	137.066
Cable and other subscription programming.....	51621		12/03	139.538	143.998	147.951	143.031	139.427
Media streaming dist svcs, social networks, and other media networks and content providers.....	516210		12/03	137.226	141.618	145.451	140.675	137.128
Primary services.....		516210-P	12/03	143.500	148.036	152.596	146.957	143.278
Cable networks.....		516210-1	12/03	136.943	143.668	146.683	139.286	137.357
Cable network advertising services.....		516210-11	06/93	166.690	176.022	179.854	169.590	166.913
Cable network programming services.....		516210-12	06/93	286.400	286.400	290.718	290.718	290.718
Radio network and national syndication services.....		516210-3	12/95	103.585	103.468	119.902	115.784	100.307
Telecommunications.....	517		12/03	108.199	108.382	108.329	108.471	108.411
Wired and wireless telecommunications carriers.....	5173		12/17	110.865	111.053	110.993	111.139	111.077
Wired and wireless telecommunications carriers.....	51731		12/17	110.865	111.053	110.993	111.139	111.077
Wired telecommunications carriers.....	517311		12/03	137.368	137.747	136.863	137.157	137.034
Primary products.....		517311-P	12/03	137.180	137.558	136.676	136.969	136.847
Local telephone service, except private lines.....		517311-1	12/03	150.770	151.821	152.423	152.240	152.220
Residence local telephone service.....		517311-111	12/03	165.566	166.771	167.975	167.970	167.962
Business and other local telephone service.....		517311-112	12/03	132.615	133.457	133.083	132.596	132.554
Public switched toll service.....		517311-2	12/03	132.518	135.071	136.255	135.139	138.562
Residence switched toll service.....		517311-21	12/03	197.304	201.862	207.269	207.849	207.248
Business switched toll and other toll service.....		517311-22	12/03	65.702	66.740	66.227	64.997	68.413
Private line telephone service.....		517311-3	12/03	97.744	97.955	98.622	98.644	99.379
All-distance telephone service.....		517311-4	12/11	139.031	139.941	139.231	140.738	143.128
Residential all-distance telephone service.....		517311-401	12/11	141.576	142.709	143.710	148.960	151.022
Business all-distance telephone service.....		517311-402	12/11	136.813	137.531	135.350	133.640	136.312
Video programming distribution.....		517311-5	12/03	183.631	184.664	184.635	186.431	185.687
Video programming subscriber services.....		517311-501	06/93	263.564	265.147	265.103	267.856	266.714
Advertising services.....		517311-502	06/93	115.499	115.499	115.499	115.499	115.499
Internet access services.....		517311-6	06/04	61.023	60.956	60.462	60.857	60.691
Residential Internet access services.....		517311-601	12/11	89.636	89.480	89.269	89.793	89.556
Business Internet access services.....		517311-602	12/11	101.201	101.248	99.005	99.812	99.523
Bundled access services.....		517311-7	12/11	131.006	130.945	128.923	128.900	128.270
Other wired telecommunications services.....		517311-9	12/03	105.075	105.075	105.075	105.075	105.075
Wireless telecommunications carriers.....	517312		06/99	43.967	43.972	44.337	44.341	44.338
Primary services.....		517312-P	06/99	43.455	43.459	43.821	43.824	43.822
Wireless telecommunications services.....		517312-1	06/99	43.455	43.459	43.821	43.824	43.822

See footnotes at end of table.

Table 11. Producer price indexes for net output of selected industries and their products, not seasonally adjusted — Continued
[July 2023]

Title ¹	Industry code	Product code	Index base	Unadjusted index ²				
				Mar. 2023	Apr. 2023 ^p	May 2023 ^p	June 2023 ^p	July 2023 ^p
Data processing and related services.....	5182		12/03	114.088	114.049	114.139	114.377	114.660
Data processing and related services.....	51821		12/03	114.088	114.049	114.139	114.377	114.660
Data processing, hosting and related services.....	518210		12/00	117.766	117.726	117.818	118.064	118.356
Primary services.....		518210-P	12/00	111.273	111.228	111.333	111.611	111.941
Business process management services.....		518210-1	12/00	104.507	104.652	104.652	104.652	104.652
Data management, information transformation, and related services.....		518210-4	12/00	105.582	105.582	105.582	105.582	105.641
Hosting, ASP, and other IT infrastructure provisioning services.....		518210-5	12/06	112.601	112.452	112.640	113.140	113.713
Other receipts.....		518210-SM	12/00	138.116	138.116	138.116	138.116	138.116
Depository credit intermediation.....	5221		12/03	132.175	135.804	135.101	136.567	134.855
Commercial banking.....	52211		12/03	135.537	139.392	138.540	140.027	138.242
Commercial banking.....	522110		12/03	135.537	139.392	138.540	140.027	138.242
Primary services.....		522110-P	12/03	135.537	139.392	138.540	140.027	138.242
Loan services.....		522110-1	12/03	218.285	226.657	224.406	222.936	219.088
Residential real estate loans, except home equity.....		522110-101	12/03	84.239	87.588	85.007	81.721	81.116
Nonresidential real estate loans.....		522110-102	12/03	518.559	541.550	530.725	532.010	522.522
Home equity loans.....		522110-103	12/03	243.746	249.749	251.765	250.417	246.378
Commercial, industrial, and agricultural loans, except real estate.....		522110-105	12/03	220.941	228.366	231.417	229.327	226.280
New and used auto and truck loans.....		522110-106	12/03	81.190	85.304	82.937	78.059	73.465
Credit cards, overdraft credit, and related plans.....		522110-107	12/03	188.216	192.248	189.563	193.093	189.991
Other loan services.....		522110-108	12/03	112.213	116.449	112.838	113.867	109.659
Deposit services.....		522110-2	12/03	64.182	64.689	64.732	68.530	68.274
Demand deposits.....		522110-201	12/11	95.914	95.260	96.392	104.394	105.334
Time and other deposits.....		522110-202	12/11	138.614	141.559	140.253	145.413	143.131
Trust services.....		522110-3	12/03	98.044	98.012	100.555	100.558	100.531
Other banking services.....		522110-4	12/03	102.080	102.080	102.080	102.080	102.080
Savings institutions.....	52218		12/03	101.727	102.409	103.922	105.309	104.458
Savings institutions and other depository credit intermediation.....	522180		12/03	101.728	102.410	103.923	105.310	104.459
Primary services.....		522180-P	12/03	101.891	102.575	104.090	105.479	104.627
Loan services.....		522180-1	12/03	113.055	115.430	117.686	119.470	119.715
Residential real estate loans, except home equity.....		522180-101	12/03	87.447	84.910	86.831	85.951	88.744
Nonresidential real estate loans.....		522180-102	12/03	195.158	194.092	197.689	205.078	201.810
Home equity loans.....		522180-103	12/03	320.079	328.297	328.232	329.640	330.257
Commercial, industrial, and agricultural loans, except real estate.....		522180-105	12/03	268.845	273.348	288.038	288.432	288.833
New and used auto and truck loans.....		522180-106	12/03	93.616	97.063	101.283	103.458	103.229
Credit cards, overdraft credit, and related plans.....		522180-109	12/11	120.579	134.199	137.351	142.231	140.664
Other loan services.....		522180-111	12/03	94.468	100.723	95.941	97.108	98.605
Deposit services.....		522180-2	12/03	97.401	94.170	94.583	95.517	92.315
Demand deposits.....		522180-201	12/11	113.918	115.009	116.234	120.906	120.806
Time and other deposits.....		522180-202	12/11	126.359	120.598	120.895	120.951	115.624
Trusts and other banking services.....		522180-3	12/03	174.324	195.693	195.693	195.693	195.693
Security, commodity contracts and like activity.....	523		12/03	245.108	249.872	250.988	250.541	260.944
Securities and commodity contracts intermediation and brokerage.....	5231		06/00	204.606	204.318	212.254	211.471	212.798
Investment banking and securities intermediation.....	52315		12/22	108.055	107.903	112.094	111.681	112.381
Investment banking and securities intermediation.....	523150		12/22	108.055	107.903	112.094	111.681	112.381
Primary services.....		523150-P	12/22	108.055	107.903	112.094	111.681	112.381
Securities brokerage.....		523150-1	12/03	123.298	126.876	130.952	130.062	131.820
Brokerage services.....		523150-101	06/00	54.047	54.172	56.478	55.130	55.490
Brokerage services, equities and ETFs.....		523150-1011	06/00	44.303	44.480	49.665	46.797	47.585
Brokerage services, all other securities.....		523150-1012	06/00	74.637	74.733	74.583	74.505	74.505
Other securities related services including margin lending and mutual fund sales.....		523150-102	06/00	180.923	188.416	193.593	193.774	196.991
Investment banking and securities dealing.....		523150-2	12/03	440.817	431.211	449.998	449.314	449.876
Dealer transactions.....		523150-201	06/00	119.505	105.422	110.051	109.711	109.606
Dealer transactions, equity securities.....		523150-2011	06/05	128.890	102.974	118.937	118.906	120.293
Dealer transactions, debt securities and all other trading.....		523150-2012	06/00	144.068	142.121	132.331	131.449	129.223
Investment banking services.....		523150-202	06/00	259.592	257.559	261.265	259.833	259.833
Other securities dealing services.....		523150-203	12/03	2,255.458	2,328.071	2,472.555	2,476.952	2,484.938
Portfolio management and investment advice.....	52394		12/22	99.392	103.164	100.595	100.591	107.983
Portfolio management and investment advice.....	523940		12/22	99.392	103.164	100.595	100.591	107.983
Primary services.....		523940-P	12/22	99.392	103.164	100.595	100.591	107.983
Portfolio management.....		523940-1	06/02	294.382	306.253	296.952	295.855	318.435
Mutual fund and exchange traded fund management.....		523940-11	06/02	347.514	364.556	332.881	331.809	345.389
Management of equity funds.....		523940-1101	01/17	162.486	176.726	152.676	152.121	162.051
Management of bond funds.....		523940-1102	01/17	106.965	102.676	103.059	102.392	102.253
Management of other funds.....		523940-1103	01/17	102.725	103.845	104.024	104.143	104.839

See footnotes at end of table.

Table 11. Producer price indexes for net output of selected industries and their products, not seasonally adjusted — Continued
 [July 2023]

Title ¹	Industry code	Product code	Index base	Unadjusted index ²				
				Mar. 2023	Apr. 2023 ^p	May 2023 ^p	June 2023 ^p	July 2023 ^p
Portfolio management and investment advice - Continued								
Private portfolio management.....		523940-12	06/02	266.308	275.704	276.463	275.373	301.595
Management of equity private portfolios.....		523940-1201	01/17	130.848	138.215	138.927	138.027	156.907
Management of bond private portfolios.....		523940-1202	01/17	101.051	102.677	102.720	102.613	104.221
Management of other private portfolios.....		523940-1203	01/17	126.366	126.334	126.146	126.174	132.857
Investment advice.....		523940-2	06/02	224.795	230.230	231.907	236.692	250.378
Investment advisory services.....		523940-21	06/02	224.795	230.230	231.907	236.692	250.378
Insurance carriers and related activities.....	524		12/03	150.103	150.321	150.504	151.420	151.382
Insurance carriers.....	5241		12/03	150.793	151.018	151.207	152.154	152.134
Direct life/health/medical insurance carriers.....	52411		12/03	155.445	155.474	155.460	155.479	155.370
Direct life insurance carriers.....	524113		12/98	118.393	118.379	118.380	118.372	118.123
Primary services.....		524113-P	12/98	118.179	118.164	118.165	118.157	117.909
Life insurance policies.....		524113-1	12/98	112.950	112.904	112.904	112.902	112.538
Individual life insurance policies.....		524113-101	12/98	120.817	120.814	120.813	120.811	120.312
Term life insurance policies.....		524113-10101	12/98	106.493	106.492	106.492	106.492	106.492
Whole life insurance policies.....		524113-10102	12/98	130.224	130.225	130.225	130.219	130.219
Universal life insurance policies.....		524113-10103	12/98	118.630	118.616	118.613	118.613	116.227
Variable-universal and other individual life insurance policies.....		524113-10105	12/17	103.102	103.102	103.102	103.102	103.206
Group life insurance policies.....		524113-102	12/98	93.636	93.457	93.457	93.457	93.491
Annuities.....		524113-2	12/98	150.190	150.559	150.577	150.470	151.326
Variable deferred annuities.....		524113-201	12/98	187.070	187.099	187.092	187.092	187.235
Fixed-rate deferred annuities.....		524113-202	12/98	115.024	115.652	115.647	115.647	117.484
Immediate annuities.....		524113-203	12/98	126.688	127.577	127.817	126.728	126.781
Disability insurance policies.....		524113-3	06/06	102.695	102.695	102.695	102.695	102.695
Direct health and medical insurance carriers.....	524114		12/02	199.651	199.711	199.686	199.725	199.699
Primary services.....		524114-P	12/02	202.859	202.921	202.896	202.936	202.909
Medical service plans.....		524114-1	12/02	212.068	212.133	212.106	212.148	212.120
Comprehensive medical service plans.....		524114-101	12/02	221.049	221.189	221.114	221.183	221.176
Group managed care medical service plans.....		524114-10101	12/02	219.263	219.560	219.402	219.548	219.532
Group fee-for-service medical service plans.....		524114-10102	12/02	192.717	192.717	192.717	192.717	192.717
Individual comprehensive medical service plans.....		524114-10103	12/02	336.466	336.466	336.466	336.466	336.466
Non-comprehensive medical service plans.....		524114-103	06/07	129.615	129.618	129.626	129.638	129.611
Dental service plans.....		524114-10301	12/02	136.725	136.761	136.839	136.976	137.146
Supplemental Medicare service plans.....		524114-10302	12/02	166.253	166.253	166.253	166.253	166.253
Other medical service plans.....		524114-10303	12/02	169.239	169.239	169.239	169.239	169.138
Indemnity health insurance plans.....		524114-2	12/02	114.170	114.170	114.170	114.170	114.170
Other direct insurance carriers.....	52412		12/98	166.232	166.968	167.673	171.013	171.206
Direct property and casualty insurers.....	524126		06/98	166.354	167.090	167.797	171.139	171.332
Primary services.....		524126-P	06/98	166.496	167.232	167.939	171.284	171.478
Private passenger auto insurance.....		524126-1	06/98	202.476	203.947	205.299	213.881	214.042
Homeowner's insurance.....		524126-2	06/98	222.534	223.216	223.748	229.911	224.278
Commercial auto insurance.....		524126-3	06/98	126.637	127.122	127.700	129.069	129.522
Non-auto liability insurance.....		524126-4	06/98	125.446	125.385	126.008	125.870	126.371
Medical malpractice insurance.....		524126-402	06/98	113.949	113.949	115.022	115.022	115.022
Product and other non-auto liability insurance.....		524126-403	06/98	127.877	127.804	128.350	128.187	128.778
Commercial multiple peril insurance.....		524126-5	06/98	152.126	152.126	152.126	152.111	152.111
Worker's compensation insurance.....		524126-6	06/98	90.697	90.697	90.697	90.511	90.479
Other property and casualty insurance.....		524126-7	12/03	120.708	121.211	121.310	121.310	121.310
Insurance agencies and brokerages.....	52421		12/03	114.103	114.124	114.152	114.152	113.613
Insurance agencies and brokerages.....	524210		12/02	118.141	118.163	118.193	118.193	117.634
Primary services.....		524210-P	12/02	118.935	118.957	118.989	118.989	118.401
Sale of property and casualty insurance.....		524210-1	12/02	120.381	120.391	120.418	120.418	119.463
Sale of personal property and casualty insurance.....		524210-101	06/09	117.222	117.241	117.292	117.292	117.478
Sale of private passenger auto insurance.....		524210-10101	12/02	121.469	121.495	121.523	121.523	121.809
Sale of homeowner's insurance.....		524210-10102	12/02	125.253	125.253	125.379	125.379	125.379
Sale of other personal property and casualty insurance.....		524210-10103	06/09	102.831	102.858	102.891	102.891	102.891
Sale of commercial property and casualty insurance.....		524210-102	12/02	120.906	120.906	120.906	120.906	118.757
Sale of life insurance and annuities.....		524210-2	12/02	106.950	107.082	107.082	107.082	107.086
Sale of health and medical insurance.....		524210-3	12/02	133.396	133.396	133.502	133.502	133.502
Sale of other insurance.....		524210-4	12/02	103.209	103.209	103.209	103.209	103.472
Lessors of nonresidential buildings (except miniwarehouses).....	53112		12/03	132.477	135.902	135.904	138.012	136.249
Lessors of nonresidential buildings.....	531120		12/95	154.988	158.995	158.997	161.464	159.401
Primary services.....		531120-P	12/95	150.609	154.502	154.504	156.901	154.896
Leasing of shopping centers and retail stores.....		531120-1	12/95	134.631	139.629	138.415	141.984	137.517
Leasing of professional and office buildings.....		531120-2	12/95	173.789	174.961	174.782	172.102	173.294

See footnotes at end of table.

Table 11. Producer price indexes for net output of selected industries and their products, not seasonally adjusted — Continued
 [July 2023]

Title ¹	Industry code	Product code	Index base	Unadjusted index ²				
				Mar. 2023	Apr. 2023 ^P	May 2023 ^P	June 2023 ^P	July 2023 ^P
Lessors of nonresidential buildings - Continued								
Leasing of manufacturing and industrial buildings.....		531120-3	12/95	140.460	141.128	141.025	139.969	140.391
Leasing of other nonresidential buildings and facilities.....		531120-7	12/02	125.345	134.742	139.021	153.168	148.923
Lessors of miniwarehouse and self storage units.....	53113		12/03	193.697	195.450	195.292	197.229	198.011
Miniwarehouse and self-storage unit operators.....	531130		12/03	193.685	195.439	195.280	197.217	197.999
Primary services.....		531130-P	06/93	294.302	297.042	296.795	299.822	301.011
Miniwarehouse and self-storage unit operation.....		531130-1	06/93	294.302	297.042	296.795	299.822	301.011
Offices of real estate agents and brokers.....	5312		12/03	183.309	184.044	185.683	187.439	188.716
Offices of real estate agents and brokers.....	53121		12/03	183.309	184.044	185.683	187.439	188.716
Offices of real estate agents and brokers.....	531210		12/03	183.190	183.925	185.563	187.318	188.594
Primary services.....		531210-P	12/03	183.213	183.947	185.586	187.341	188.617
Real estate brokerage, residential property sales and leases.....		531210-1	12/95	253.286	254.788	257.797	260.583	263.123
Real estate brokerage, nonresidential property sales and leases including land sales and leases.....		531210-6	12/06	143.281	142.707	142.231	142.756	141.920
Real estate brokerage, nonresidential property sales including land sales.....		531210-601	12/09	160.670	159.720	158.911	159.616	158.226
Real estate brokerage, nonresidential property leases including land leases.....		531210-602	12/09	130.139	130.129	130.155	130.439	130.431
Real estate property managers.....	53131		12/03	126.711	127.835	128.398	128.327	131.501
Residential property managers.....	531311		12/03	138.218	138.904	139.929	139.676	140.853
Primary services.....		531311-P	12/03	140.253	140.949	141.990	141.732	142.927
Residential property management services.....		531311-1	12/95	146.506	147.233	148.320	148.051	149.299
Nonresidential property managers.....	531312		12/03	108.048	109.721	109.657	109.829	115.556
Primary services.....		531312-P	12/03	108.048	109.721	109.657	109.829	115.556
Nonresidential property management services.....		531312-1	12/95	119.966	121.824	121.753	121.944	128.302
Offices of real estate appraisers.....	531320		12/03	115.977	114.448	112.984	112.665	112.665
Primary services.....		531320-P	12/03	117.788	116.234	114.748	114.424	114.424
Real estate appraisal services.....		531320-1	12/95	125.895	124.235	122.646	122.300	122.300
Automotive equipment rental and leasing.....	5321		06/01	154.110	152.270	150.482	154.747	158.848
Passenger car rental and leasing.....	53211		12/03	139.809	137.156	135.517	140.025	145.621
Passenger car rental.....	532111		12/91	205.208	201.313	198.908	205.525	213.739
Primary services.....		532111-P	12/91	204.157	200.283	197.890	204.473	212.645
Standard passenger car rental.....		532111-2	12/91	193.785	188.631	185.527	193.725	204.223
Passenger car rental for business travel.....		532111-211	12/98	95.602	93.965	99.731	103.306	99.220
Passenger car rental for leisure travel.....		532111-221	12/98	196.420	190.574	182.407	191.039	208.054
Replacement passenger car rental.....		532111-3	12/91	269.737	270.845	271.196	271.669	270.902
Truck, utility trailer and RV rental and leasing.....	53212		12/03	141.077	141.357	139.754	142.382	142.393
Truck, utility trailer, and RV rental and leasing.....	532120		06/91	161.936	162.259	160.420	163.434	163.446
Primary services.....		532120-P	06/91	158.571	158.880	156.643	160.218	160.187
Rental of trucks, truck trailers, RVs.....		532120-1	06/91	168.716	169.479	163.264	169.599	167.686
Leasing of trucks, truck trailers, and RVs.....		532120-4	06/91	144.413	144.452	144.551	146.397	147.417
Other receipts.....		532120-SM	06/91	177.293	177.703	179.694	177.279	177.687
Other heavy machinery rental and leasing.....	532412		12/03	138.133	138.368	138.641	138.387	138.804
Primary services.....		532412-P	12/03	120.671	120.830	121.121	120.850	121.294
Construction equipment rental and leasing.....		532412-1	12/03	130.654	130.899	131.345	130.930	131.610
Oilfield and well drilling equipment rental and leasing.....		532412-2	12/03	99.554	99.554	99.554	99.554	99.554
Other receipts.....		532412-SM	12/03	211.192	211.915	211.915	211.915	211.915
Legal services.....	5411		12/96	270.159	270.780	270.499	270.511	271.831
Offices of lawyers.....	54111		12/96	270.159	270.780	270.499	270.511	271.831
Offices of lawyers.....	541110		12/96	270.159	270.780	270.499	270.511	271.831
Primary services.....		541110-P	12/96	269.332	269.950	269.670	269.682	270.998
Labor and employment legal services.....		541110-A	12/14	125.281	124.219	126.785	125.844	126.333
Criminal legal services.....		541110-B	12/14	101.502	-	-	-	-
Other legal services.....		541110-C	12/14	121.054	121.054	121.054	121.054	121.054
Real estate legal services.....		541110-2	12/96	261.539	261.440	263.769	260.048	260.656
Civil negligence legal services.....		541110-3	12/96	207.514	207.860	207.499	207.332	207.143
Defendant representation.....		541110-301	12/96	263.069	263.824	262.462	261.454	261.042
Plaintiff representation.....		541110-302	12/96	144.265	144.265	144.702	145.188	145.188
Wills, estate planning, and probate.....		541110-6	12/96	245.708	245.708	245.708	245.708	245.708
Business and commercial legal services.....		541110-9	12/14	154.490	155.352	154.401	155.063	156.577
Tax legal services.....		541110-901	12/14	177.403	177.084	177.137	177.217	177.044
Intellectual property legal services.....		541110-902	12/14	146.633	148.615	147.333	148.783	152.818
Bankruptcy and other business and commercial legal services.....		541110-903	12/14	154.710	155.394	154.459	154.982	156.042
Offices of certified public accountants.....	541211		12/03	137.624	139.311	139.832	138.982	141.392

See footnotes at end of table.

Table 11. Producer price indexes for net output of selected industries and their products, not seasonally adjusted — Continued
 [July 2023]

Title ¹	Industry code	Product code	Index base	Unadjusted index ²				
				Mar. 2023	Apr. 2023 ^P	May 2023 ^P	June 2023 ^P	July 2023 ^P
Offices of certified public accountants - Continued								
Primary services.....		541211-P	12/03	140.563	141.835	142.413	142.523	145.197
Other accounting services.....		541211-A	12/08	113.895	108.703	112.630	114.478	115.575
Financial auditing.....		541211-4	06/95	170.642	176.323	175.827	174.971	181.678
Tax preparation and planning.....		541211-5	06/95	186.332	186.769	186.845	187.013	187.218
Bookkeeping and compilation.....		541211-9	12/08	136.883	139.181	139.198	139.473	140.923
Other accounting services.....	541219		12/03	151.461	150.542	150.081	151.122	151.122
Primary services.....		541219-P	12/03	151.615	150.696	150.234	151.277	151.277
Other accounting services (non-CPA firms).....		541219-1	12/03	151.615	150.696	150.234	151.277	151.277
Architectural, engineering and related services.....	5413		12/96	188.006	188.596	188.612	188.612	188.863
Architectural services.....	54131		12/03	125.056	125.593	125.661	125.661	125.906
Architectural services.....	541310		12/96	151.006	151.654	151.736	151.736	152.032
Primary services.....		541310-P	12/96	154.260	155.000	155.093	155.093	155.430
Residential building projects.....		541310-1	12/96	175.741	175.741	175.741	175.741	175.741
Nonresidential building projects.....		541310-7	12/10	112.149	112.881	112.974	112.974	113.135
Commercial and industrial building projects.....		541310-71	09/19	103.496	103.960	104.054	104.054	104.054
Institutional building projects.....		541310-72	09/19	106.533	107.489	107.583	107.583	107.870
Other architectural services, incl. historic restoration & architectural consulting services.....		541310-8	12/10	142.939	142.963	142.963	142.963	146.292
Engineering services.....	54133		12/03	154.742	155.200	155.202	155.202	155.393
Engineering services.....	541330		12/96	195.351	195.930	195.932	195.932	196.174
Primary services.....		541330-P	12/96	197.260	197.884	197.884	197.884	198.144
Building related engineering projects.....		541330-1	12/96	175.098	175.981	175.981	175.981	176.348
Residential building engineering projects.....		541330-101	12/09	108.526	108.526	108.526	108.526	108.526
Commercial, public, and institutional building engineering projects.....		541330-102	12/09	132.505	133.444	133.444	133.444	133.463
Industrial and manufacturing plant and process engineering projects.....		541330-103	12/09	123.045	123.646	123.646	123.646	124.079
Non-building related engineering projects.....		541330-2	12/96	211.088	211.506	211.506	211.506	211.680
Transportation engineering projects.....		541330-201	12/09	133.885	134.266	134.266	134.266	134.390
Highway and roadway engineering projects.....		541330-20101	12/09	128.947	129.270	129.270	129.270	129.276
Other transportation engineering projects, including mass transit engineering projects.....		541330-20102	12/09	140.965	141.442	141.442	141.442	141.769
Municipal utility and power generation and distribution engineering projects.....		541330-202	12/09	143.240	143.814	143.814	143.814	144.166
All other non-building related engineering projects.....		541330-203	12/09	153.906	154.004	154.004	154.004	154.015
Other receipts.....		541330-SM	12/96	178.223	178.385	178.405	178.405	178.479
Management and technical consulting services.....	5416		06/06	126.869	129.187	129.900	131.548	131.724
Management consulting services.....	54161		06/06	126.870	129.187	129.900	131.549	131.724
Management consulting services.....	541610		06/06	127.075	129.860	130.314	131.999	132.164
Primary services.....		541610-P	06/06	127.379	130.578	130.804	132.523	132.678
Administrative and general management consulting services.....		541610-1	06/06	144.490	150.404	150.404	153.506	153.512
Marketing consulting services.....		541610-3	06/06	67.356	67.407	67.419	67.427	67.427
Process, physical distribution and logistics consulting services.....		541610-4	06/06	114.931	115.430	117.144	116.702	118.113
Human resources consulting services.....		541610-5	06/06	115.302	115.060	115.913	117.282	117.585
Advertising agencies.....	54181		12/03	123.967	123.961	123.959	123.856	123.856
Advertising agencies.....	541810		06/95	150.276	150.269	150.266	150.141	150.142
Primary services.....		541810-P	06/95	153.263	153.255	153.253	153.116	153.116
Advertising agency services.....		541810-4	09/21	109.363	109.357	109.355	109.258	109.258
Advertising creative services billed separately.....		541810-401	06/95	142.508	142.515	142.515	142.008	142.008
Advertising placement services, including bundled placement and creative services.....		541810-402	06/95	163.271	163.255	163.251	163.250	163.251
Other advertising services billed separately.....		541810-403	12/08	102.598	102.598	102.598	102.598	102.598
Other receipts.....		541810-SM	06/95	130.015	130.015	-	-	-
Employment services.....	5613		12/96	159.966	160.653	160.523	160.094	160.561
Employee leasing services.....	56133		12/03	130.804	130.804	130.804	130.804	130.804
Professional employer organizations.....	561330		12/03	130.804	130.804	130.804	130.804	130.804
Primary services.....		561330-P	06/94	169.183	169.183	169.183	169.183	169.183
Co-employment staffing.....		561330-1	06/94	169.183	169.183	169.183	169.183	169.183
Staffing services (except PEOs).....	56138		12/10	136.094	137.123	136.928	136.285	136.985
Staffing services (except PEOs).....	561380		12/10	136.083	137.112	136.917	136.274	136.974
Primary services.....		561380-P	12/10	136.890	137.934	137.736	137.082	137.794
Temporary help services.....		561380-1	06/94	179.587	180.805	180.682	179.848	180.764
Temporary help services, office and clerical.....		561380-101	06/94	185.796	188.162	189.303	189.734	189.431
Temporary help services, light and heavy industrial.....		561380-102	06/94	179.172	184.021	184.110	184.161	184.842
Temporary help services, technical and professional.....		561380-103	06/94	101.931	101.858	101.837	100.843	100.892
Temporary help services, medical.....		561380-104	06/94	217.762	213.489	212.376	208.324	212.880

See footnotes at end of table.

Table 11. Producer price indexes for net output of selected industries and their products, not seasonally adjusted — Continued
 [July 2023]

Title ¹	Industry code	Product code	Index base	Unadjusted index ²				
				Mar. 2023	Apr. 2023 ^P	May 2023 ^P	June 2023 ^P	July 2023 ^P
Staffing services (except PEOs) - Continued								
Temporary help services, other.....		561380-105	06/94	185.076	184.527	183.253	183.892	185.874
Employment placement services.....		561380-2	12/03	140.117	143.528	142.073	141.195	142.015
Executive search services.....		561380-3	12/06	104.996	104.266	103.774	103.167	103.933
Travel agencies.....	56151		12/03	104.489	105.053	105.160	105.503	105.972
Travel agencies.....	561510		12/89	117.069	117.701	117.821	118.206	118.732
Primary services.....		561510-P	12/89	116.000	116.936	117.115	117.685	118.464
Flight bookings.....		561510-1	12/89	95.958	96.460	96.422	95.757	97.197
Domestic flight bookings.....		561510-111	12/89	92.275	92.703	92.867	92.750	93.905
International flight bookings.....		561510-112	12/89	72.327	72.739	72.587	71.760	72.989
Other travel agency services, except flight bookings.....		561510-2	12/89	165.754	167.407	167.877	170.003	170.199
Hotel and car rental bookings.....		561510-211	12/89	181.696	185.004	182.744	180.887	178.156
Hotel bookings.....		561510-2111	12/11	107.613	109.584	108.247	107.151	105.520
Car rental bookings.....		561510-2112	12/11	104.616	103.787	102.243	100.401	101.737
Cruise and tour bookings.....		561510-222	06/02	100.614	102.528	104.513	109.723	111.355
Cruise bookings.....		561510-2221	12/11	101.582	103.382	105.027	111.748	114.848
Packaged tour bookings.....		561510-2222	12/11	90.451	92.670	95.806	94.987	90.986
All other travel agency services.....		561510-233	06/02	126.121	126.121	126.121	126.121	126.121
Security guards and patrol services.....	561612		12/04	153.895	154.005	157.195	157.291	157.562
Primary services.....		561612-P	12/04	153.709	153.818	157.005	157.100	157.372
Security guard services.....		561612-1	12/04	153.709	153.818	157.005	157.100	157.372
Janitorial services.....	56172		12/03	136.731	137.877	137.976	137.996	137.822
Janitorial services.....	561720		12/94	161.743	163.099	163.216	163.240	163.034
Primary services.....		561720-P	12/94	162.775	164.197	164.320	164.345	164.129
Janitorial cleaning services.....		561720-5	12/94	162.775	164.197	164.320	164.345	164.129
Nonresidential cleaning services.....		561720-51	06/03	135.028	136.311	136.422	136.445	136.250
Residential cleaning services.....		561720-52	06/03	166.937	166.937	166.937	166.937	166.937
Waste collection.....	5621		12/03	181.072	183.002	182.836	182.290	182.329
Waste collection.....	56211		12/03	181.073	183.002	182.836	182.291	182.330
Solid waste collection.....	562111		12/03	181.089	183.017	182.853	182.308	182.349
Primary services.....		562111-P	06/93	250.634	253.615	253.019	252.125	251.906
Solid waste collection services.....		562111-2	06/93	250.634	253.615	253.019	252.125	251.906
Offices of physicians.....	6211		12/96	143.721	143.759	143.840	143.883	143.906
Offices of physicians.....	62111		12/96	143.721	143.759	143.840	143.883	143.906
Offices of physicians, except mental health.....	621111		12/93	154.884	154.924	155.012	155.059	155.083
Primary services.....		621111-P	12/93	155.543	155.585	155.675	155.723	155.748
One and two physician practices and single specialty group practices.....		621111-4	12/93	149.004	149.107	149.114	149.114	149.154
General/family practice.....		621111-411	12/93	165.293	165.293	165.293	165.293	165.643
Internal medicine.....		621111-412	12/99	131.573	131.628	131.628	131.628	131.628
General surgery and other surgical specialties.....		621111-413	12/99	116.867	116.904	116.942	116.942	116.909
Pediatrics.....		621111-414	12/93	248.113	248.688	248.688	248.688	248.688
Obstetrics/gynecology.....		621111-415	12/93	149.239	149.239	149.239	149.239	149.239
Other specialty.....		621111-419	12/99	128.194	128.313	128.312	128.312	128.312
Multispecialty group practice.....		621111-5	12/93	183.047	182.933	183.248	183.424	183.412
Offices of dentists.....	6212		06/10	131.053	131.053	131.053	131.058	131.058
Offices of dentists.....	62121		06/10	131.053	131.053	131.053	131.058	131.058
Offices of dentists.....	621210		06/10	131.056	131.056	131.056	131.061	131.061
Primary services.....		621210-P	06/10	131.245	131.245	131.245	131.250	131.250
Dental visits and consultations.....		621210-1	06/10	142.689	142.689	142.689	142.698	142.698
Private insurance patients: dental visits and consultations.....		621210-11	06/14	132.368	132.368	132.368	132.368	132.368
Medicare, Medicaid and all other patients: dental visits and consultations.....		621210-12	06/14	128.402	128.402	128.402	128.421	128.421
Dental surgical intervention services.....		621210-2	06/10	117.415	117.415	117.415	117.415	117.415
Private insurance patients: dental surgical intervention services.....		621210-21	06/14	113.982	113.982	113.982	113.982	113.982
Medicare, Medicaid and all other patients: dental surgical intervention services.....		621210-22	06/14	112.383	112.383	112.383	112.383	112.383
Dental non-surgical intervention services.....		621210-3	06/10	128.275	128.275	128.275	128.280	128.280
Private insurance patients: dental non-surgical intervention services.....		621210-31	06/14	113.276	113.276	113.276	113.276	113.276
Medicare, Medicaid and all other patients: dental non-surgical intervention services.....		621210-32	06/14	128.745	128.745	128.745	128.755	128.755
Medical and diagnostic laboratories.....	6215		12/03	103.715	103.708	103.770	103.742	103.742
Medical and diagnostic laboratories.....	62151		12/03	103.715	103.708	103.770	103.742	103.742
Medical laboratories.....	621511		12/03	100.810	100.798	100.891	100.849	100.849
Primary services.....		621511-P	06/94	119.930	119.916	120.026	119.977	119.977
Medical laboratory services.....		621511-2	06/94	119.930	119.916	120.026	119.977	119.977

See footnotes at end of table.

Table 11. Producer price indexes for net output of selected industries and their products, not seasonally adjusted — Continued
 [July 2023]

Title ¹	Industry code	Product code	Index base	Unadjusted index ²				
				Mar. 2023	Apr. 2023 ^P	May 2023 ^P	June 2023 ^P	July 2023 ^P
Medical laboratories - Continued								
Medicare patients.....		621511-23	06/14	79.423	79.423	79.423	79.423	79.423
Medicaid patients.....		621511-24	06/14	95.625	95.625	95.625	95.625	95.625
Private insurance patients.....		621511-25	06/14	98.233	98.213	98.184	98.112	98.112
All other patients.....		621511-26	06/14	102.620	102.620	103.254	103.254	103.254
Diagnostic imaging centers.....	621512		12/03	107.728	107.728	107.728	107.728	107.728
Primary services.....		621512-P	06/94	113.038	113.038	113.038	113.038	113.038
Diagnostic imaging services.....		621512-4	06/94	113.038	113.038	113.038	113.038	113.038
Medicare and Medicaid patients.....		621512-41	06/14	91.903	91.903	91.903	91.903	91.903
Private insurance and all other patients.....		621512-42	06/14	104.575	104.575	104.575	104.575	104.575
Home health care services.....	6216		12/96	159.581	160.715	160.715	160.984	161.053
Home health care services.....	62161		12/96	159.581	160.715	160.715	160.984	161.053
Home health care services.....	621610		12/96	159.646	160.783	160.783	161.052	161.120
Primary services.....		621610-P	12/96	153.740	154.909	154.909	155.187	155.187
Medicare and Medicaid patients.....		621610-3	12/03	129.138	130.530	130.530	130.530	130.530
Medicare patients.....		621610-31	12/96	138.359	138.359	138.359	138.359	138.359
Medicaid patients.....		621610-32	12/03	140.654	143.338	143.338	143.338	143.338
Private insurance and all other patients.....		621610-4	12/03	153.280	153.280	153.280	154.220	154.220
Private insurance patients.....		621610-41	06/14	109.336	109.336	109.336	109.336	109.336
All other patients.....		621610-42	06/14	153.186	153.186	153.186	154.233	154.233
Other receipts.....		621610-SM	12/96	294.995	294.995	294.995	294.995	296.931
All other ambulatory health care services.....	62199		06/06	129.305	129.433	132.182	132.228	133.186
Blood and organ banks.....	621991		06/06	129.300	129.428	132.177	132.223	133.181
Primary services.....		621991-P	06/06	127.819	127.953	130.729	130.775	131.732
Human blood services.....		621991-1	06/06	115.914	115.846	117.293	117.476	118.573
Human red blood and whole blood services.....		621991-12	06/06	113.722	113.840	113.910	114.100	115.185
Human blood plasma services.....		621991-13	06/06	114.412	114.158	117.083	117.291	118.605
Human blood platelet and other blood services.....		621991-14	06/06	132.446	132.529	132.557	132.645	133.089
Human organ, bone, tissue, and other bank services.....		621991-2	06/06	178.307	179.153	186.750	186.321	186.859
Other receipts.....		621991-SM	06/06	149.717	149.500	149.724	149.736	150.380
Hospitals.....	622		12/92	226.756	228.050	228.616	228.559	229.326
General medical and surgical hospitals.....	6221		12/03	165.012	165.940	166.300	166.218	166.799
General medical and surgical hospitals.....	62211		12/03	164.985	165.913	166.273	166.191	166.772
General medical and surgical hospitals.....	622110		12/92	227.741	229.022	229.519	229.406	230.208
Primary services.....		622110-P	12/92	235.160	236.559	237.102	236.978	237.854
Certain infectious and parasitic diseases.....		622110-201	06/08	130.737	130.904	132.325	132.314	132.314
Neoplasms.....		622110-202	12/17	129.639	129.860	129.860	127.354	127.354
Diseases of the blood & blood-forming organs & certain disorders involving the immune mechanism.....		622110-203	12/17	128.300	128.300	128.300	128.300	129.077
Endocrine, nutritional and metabolic diseases.....		622110-204	12/17	108.075	108.567	109.002	108.411	105.678
Mental and behavioural disorders.....		622110-205	12/17	132.254	132.286	134.148	134.942	134.942
Diseases of the nervous system.....		622110-206	12/17	111.104	111.093	111.152	111.151	111.151
Diseases of the circulatory system.....		622110-209	06/08	133.799	133.903	133.914	134.077	134.714
Diseases of the respiratory system.....		622110-210	12/17	112.279	112.178	112.121	112.022	118.774
Diseases of the digestive system.....		622110-211	06/08	149.798	150.305	150.711	150.516	151.346
Diseases of the skin and subcutaneous tissue.....		622110-212	06/08	117.537	118.130	118.432	118.918	118.881
Diseases of the musculoskeletal system and connective tissue.....		622110-213	06/08	149.233	149.786	150.136	150.840	151.489
Diseases of the genitourinary system.....		622110-214	12/17	108.871	109.873	109.873	109.819	109.819
Pregnancy, childbirth and the puerperium.....		622110-215	06/08	171.382	172.784	172.967	175.064	174.797
Certain conditions originating in the perinatal period.....		622110-216	06/08	144.474	145.357	145.357	148.421	148.306
Symptoms, signs and abnormal clinical and laboratory findings, not elsewhere classified.....		622110-218	12/17	117.645	120.292	120.292	120.723	120.655
Injury, poisoning and certain other consequences of external causes.....		622110-219	12/17	110.858	112.059	112.059	112.059	111.948
Factors influencing health status and contact with health services.....		622110-221	12/17	116.407	117.590	118.199	117.289	116.750
Other diseases.....		622110-223	12/17	111.914	114.160	114.160	114.614	114.398
Psychiatric and substance abuse hospitals.....	6222		12/03	169.219	169.332	172.610	172.610	173.144
Psychiatric and substance abuse hospitals.....	62221		12/03	169.219	169.332	172.610	172.610	173.144
Psychiatric and substance abuse hospitals.....	622210		12/92	199.350	199.484	203.346	203.346	203.974
Primary services.....		622210-P	12/92	199.341	199.475	203.336	203.336	203.965
Psychiatric hospitals.....		622210-3	12/92	205.114	205.292	210.435	210.435	211.272
Medicare patients: psychiatric hospitals.....		622210-31	06/14	121.789	121.789	121.973	121.973	122.437
Medicaid patients: psychiatric hospitals.....		622210-32	06/14	152.660	152.660	161.306	161.306	161.530
Private insurance and all other patients: psychiatric hospitals.....		622210-33	06/14	128.976	129.147	131.176	131.176	131.839
Other specialty hospitals.....	6223		12/03	161.971	163.740	163.693	164.623	164.623

See footnotes at end of table.

Table 11. Producer price indexes for net output of selected industries and their products, not seasonally adjusted — Continued
 [July 2023]

Title ¹	Industry code	Product code	Index base	Unadjusted index ²				
				Mar. 2023	Apr. 2023 ^P	May 2023 ^P	June 2023 ^P	July 2023 ^P
Other specialty hospitals.....	62231		12/03	161.971	163.740	163.693	164.623	164.623
Other specialty hospitals.....	622310		12/92	242.816	245.450	245.381	246.776	246.776
Primary services.....		622310-P	12/92	280.141	281.092	281.003	282.786	282.786
Specialty, except psychiatric and substance abuse, hospitals.....		622310-6	12/92	280.141	281.092	281.003	282.786	282.786
Medicare patients.....		622310-61	06/14	116.691	116.664	116.765	116.775	116.775
Medicaid patients.....		622310-62	06/14	109.798	109.526	108.909	109.034	109.034
Private insurance and all other patients.....		622310-63	06/14	105.584	106.314	106.301	107.520	107.520
Nursing care facilities.....	6231		12/03	175.562	175.568	175.478	175.250	176.658
Nursing care facilities.....	62311		12/03	175.561	175.568	175.478	175.250	176.657
Nursing care facilities.....	623110		12/94	266.350	266.360	266.223	265.877	268.013
Primary services.....		623110-P	12/94	267.888	267.898	267.754	267.406	269.553
Medicare and Medicaid patients.....		623110-1	12/94	255.208	254.567	254.567	253.760	255.401
Medicaid patients.....		623110-101	06/12	145.738	145.147	144.831	144.401	145.917
Medicare patients.....		623110-102	06/12	119.172	119.172	119.172	119.172	119.172
Private insurance and all other patients.....		623110-3	12/94	288.842	289.767	289.897	289.710	292.594
Private insurance patients.....		623110-301	06/14	106.720	106.720	106.720	106.720	106.720
All other patients.....		623110-302	06/14	135.629	136.153	136.226	136.120	137.753
Residential developmental disability homes.....	62321		12/03	217.396	217.288	217.572	217.572	220.337
Residential developmental disability homes.....	623210		12/03	217.389	217.280	217.565	217.565	220.330
Primary services.....		623210-P	12/03	220.387	220.263	220.591	220.591	223.778
Residential intellectual and developmental disability services.....		623210-1	12/03	220.387	220.263	220.591	220.591	223.778
Medicaid patients.....		623210-11	06/14	142.472	142.371	142.637	142.637	143.610
Non-Medicaid patients.....		623210-12	06/14	150.622	150.622	150.622	150.622	157.287
Amusement and theme parks.....	7131		06/06	213.409	214.902	211.382	210.599	212.672
Amusement and theme parks.....	71311		06/06	213.078	214.568	211.053	210.272	212.342
Amusement and theme parks.....	713110		06/06	213.070	214.557	211.041	210.260	212.330
Primary services.....		713110-P	06/06	209.836	210.556	206.680	205.950	208.068
Amusement and theme park admissions.....		713110-1	06/06	227.308	228.725	222.773	220.863	224.225
Amusement and theme park food and beverage sales.....		713110-2	06/06	207.163	207.830	207.709	209.679	208.711
Amusement and theme park merchandise sales, games, and other services.....		713110-3	06/06	135.603	129.806	130.266	130.407	133.161
Other receipts.....		713110-SM	06/06	245.043	261.463	265.603	263.917	264.731
Golf courses and country clubs.....	71391		12/05	160.986	161.055	157.092	157.559	158.113
Golf courses and country clubs.....	713910		12/05	160.988	161.057	157.093	157.560	158.115
Primary services.....		713910-P	12/05	161.172	161.244	157.072	157.548	158.131
Membership dues and fees.....		713910-1	12/05	170.821	171.252	171.252	172.674	173.796
Greens and guest fees.....		713910-2	12/05	140.204	140.039	122.715	121.817	121.920
Food and beverage sales.....		713910-3	12/05	175.723	175.245	175.709	175.709	175.709
Equipment rentals and all other golf services.....		713910-4	12/05	131.442	131.442	137.150	137.150	137.150
Fitness and recreational sports centers.....	71394		12/04	116.821	116.821	116.803	116.700	116.700
Fitness and recreational sports centers.....	713940		12/04	116.823	116.823	116.805	116.703	116.703
Primary services.....		713940-P	12/04	112.478	112.478	112.478	112.366	112.366
Fitness and recreational facility memberships.....		713940-1	12/04	101.821	101.821	101.821	101.773	101.773
Recreational facility admissions, classes, and other fitness center services.....		713940-2	12/04	148.646	148.646	148.646	148.317	148.317
Other receipts.....		713940-SM	12/04	134.078	134.078	133.909	133.909	133.909
Accommodation.....	721		12/96	197.262	195.661	192.244	201.086	201.361
Accommodation.....	7211		12/96	197.262	195.661	192.244	201.086	201.361
Hotels (exc casino hotels) and motels.....	72111		12/03	175.409	174.977	170.647	180.514	181.063
Hotels and motels, except casino hotels.....	721110		12/03	175.428	174.995	170.663	180.531	181.080
Primary services.....		721110-P	12/03	178.243	177.726	173.242	183.262	183.859
Guestroom rental.....		721110-1	12/03	183.778	183.358	177.610	190.345	191.089
Limited service hotels and motels guestroom rental.....		721110-101	06/93	209.161	197.260	207.263	204.828	208.138
Full service hotels and motels guestroom rental.....		721110-102	06/93	262.876	273.377	275.826	302.428	291.359
Luxury and resort hotels guestroom rental.....		721110-103	06/93	292.307	286.436	252.010	274.450	288.708
Hotel and motel food and beverage and related services.....		721110-2	12/03	154.846	154.114	154.320	154.014	154.535
Hotel and motel food and nonalcoholic beverage and related services.....		721110-201	12/03	151.658	150.657	150.786	150.395	151.022
Hotel and motel alcoholic beverage and related services.....		721110-202	12/03	171.690	172.284	172.877	172.990	172.990
Other hotel and motel services.....		721110-5	12/10	157.800	156.605	156.344	158.012	156.790
Other receipts.....		721110-SM1	12/10	156.119	162.176	165.164	174.536	171.784
Casino hotels.....	72112		12/03	132.838	129.488	130.148	131.508	130.995
Casino hotels.....	721120		12/03	132.818	129.467	130.128	131.487	130.974
Primary services.....		721120-P	12/03	134.402	130.971	131.638	133.009	132.515
Casino hotel guestroom rental.....		721120-1	06/01	155.572	141.037	144.064	151.827	151.749

See footnotes at end of table.

Table 11. Producer price indexes for net output of selected industries and their products, not seasonally adjusted — Continued
 [July 2023]

Title ¹	Industry code	Product code	Index base	Unadjusted index ²				
				Mar. 2023	Apr. 2023 ^p	May 2023 ^p	June 2023 ^p	July 2023 ^p
Casino hotels - Continued								
Casino hotel food and beverage and related services.....		721120-2	12/03	210.637	214.243	214.038	214.685	218.032
Casino hotel food and nonalcoholic beverage and related services.....		721120-201	12/03	189.092	191.037	191.601	192.421	196.968
Casino hotel alcoholic beverage and related services.....		721120-202	12/03	272.350	280.932	278.397	278.506	278.152
Casino gaming receipts.....		721120-5	06/01	115.654	113.727	113.984	114.001	112.854
Other casino hotel services.....		721120-6	06/11	105.876	105.876	105.876	105.876	105.876
Other receipts.....		721120-SM1	06/11	129.307	130.004	130.756	132.602	129.600
Commercial machinery repair and maintenance.....	8113		06/06	184.308	185.853	185.980	185.983	188.076
Commercial machinery repair and maintenance.....	81131		06/06	184.329	185.875	186.002	186.004	188.097
Commercial machinery repair and maintenance.....	811310		06/06	184.260	185.806	185.933	185.936	188.027
Primary services.....		811310-P	06/06	167.162	168.291	168.410	168.410	170.372
Maintenance and repair services for agricultural, construction, and mining machinery.....		811310-5	12/13	164.223	168.580	168.580	168.580	168.580
Maintenance and repair services for commercial and service industry machinery.....		811310-6	12/13	137.338	137.338	137.338	137.338	143.959
Maintenance and repair services for industrial machinery.....		811310-7	12/13	122.530	122.530	122.530	122.530	122.530
Maintenance and repair services for general purpose machinery.....		811310-8	12/13	138.319	138.319	139.151	139.151	139.151
Special indexes								
New nonresidential building construction by contractor type/region.....	236400		02/14	162.532	162.292	162.382	162.425	160.264
General contractors.....		236400-1	02/14	158.345	158.485	158.632	158.773	157.403
General contractors, Northeast.....		236400-11	02/14	146.973	147.849	147.717	147.729	146.636
General contractors, South.....		236400-12	02/14	163.130	162.052	162.052	162.441	162.115
General contractors, Midwest.....		236400-13	02/14	146.019	145.377	145.448	145.286	144.676
General contractors, West.....		236400-14	02/14	170.111	172.114	172.704	172.845	169.226
Plumbing, heating, and air conditioning contractors.....		236400-221	02/14	148.818	149.156	149.128	149.505	150.274
Plumbing, heating, and air conditioning contractors, Northeast.....		236400-2211	02/14	174.050	174.671	174.518	174.980	175.204
Plumbing, heating, and air conditioning contractors, South.....		236400-2212	02/14	143.540	143.324	143.807	143.807	145.919
Plumbing, heating, and air conditioning contractors, Midwest.....		236400-2213	02/14	140.215	140.220	139.672	139.700	139.834
Plumbing, heating, and air conditioning contractors, West.....		236400-2214	02/14	142.555	143.723	143.550	144.689	144.596
Electrical contractors.....		236400-222	02/14	189.610	181.748	181.967	181.439	177.775
Electrical contractors, Northeast.....		236400-2221	02/14	192.819	186.757	186.469	187.043	182.808
Electrical contractors, South.....		236400-2222	02/14	187.495	180.269	181.266	179.886	176.660
Electrical contractors, Midwest.....		236400-2223	02/14	180.449	170.559	170.559	170.605	166.814
Electrical contractors, West.....		236400-2224	02/14	197.862	189.530	189.217	188.573	184.833
Roofing contractors.....		236400-223	02/14	172.568	180.546	180.617	181.104	180.261
Roofing contractors, Northeast.....		236400-2231	02/14	153.864	156.501	156.501	156.524	154.612
Roofing contractors, South.....		236400-2232	02/14	197.364	203.250	203.250	203.102	206.180
Roofing contractors, Midwest.....		236400-2233	02/14	165.298	176.773	177.014	178.063	175.654
Roofing contractors, West.....		236400-2234	02/14	155.538	164.077	164.077	164.803	162.290
Poured concrete foundation and structure contractors.....		236400-224	02/14	168.586	167.779	167.316	167.465	162.664
Poured concrete foundation and structure contractors, Northeast.....		236400-2241	02/14	155.135	153.811	153.128	153.128	150.097
Poured concrete foundation and structure contractors, South.....		236400-2242	02/14	181.840	182.972	182.477	182.533	175.098
Poured concrete foundation and structure contractors, Midwest.....		236400-2243	02/14	162.093	156.770	156.557	157.088	155.004
Poured concrete foundation and structure contractors, West.....		236400-2244	02/14	163.704	164.484	163.934	163.934	159.411
New nonresidential building construction by region.....	236500		02/14	163.123	162.740	162.834	162.865	160.614
New nonresidential building construction, Northeast.....		236500-1	02/14	167.845	168.645	168.616	168.742	166.542
New nonresidential building construction, South.....		236500-2	02/14	161.396	160.419	160.599	160.476	158.575
New nonresidential building construction, Midwest.....		236500-3	02/14	155.346	153.612	153.516	153.472	152.155
New nonresidential building construction, West.....		236500-4	02/14	168.650	169.277	169.461	169.685	166.312
Nonresidential building maintenance & repair.....	2381MR		04/09	144.822	144.906	146.928	147.089	147.487
General medical and surgical hospitals by patient type.....	62211A							
Medicare patients.....		62211A-2	12/92	191.275	191.649	191.786	191.291	191.291
Medicaid patients.....		62211A-4	12/92	149.891	149.891	149.891	149.891	152.882
Private insurance and all other patients.....		62211A-6	12/92	299.868	302.930	304.188	304.453	305.342
Private insurance patients.....		62211A-61	06/14	130.426	131.809	132.150	132.280	132.620
All other patients.....		62211A-62	06/14	132.110	133.081	135.167	135.173	135.911
Premiums for property and casualty insurance ³	924126		06/98	163.719	164.076	164.574	167.351	167.479
Primary services.....		924126-P	06/98	163.877	164.234	164.733	167.512	167.640
Premiums for private passenger auto insurance.....		924126-1	06/98	197.796	198.425	199.534	206.575	206.750
Premiums for homeowner's insurance.....		924126-2	06/98	221.559	222.178	222.566	222.696	222.950
Premiums for commercial auto insurance.....		924126-3	06/98	119.582	119.683	119.832	120.253	120.389
Premiums for non-auto liability insurance.....		924126-4	06/98	123.430	123.430	123.453	123.439	123.628
Premiums for medical malpractice insurance.....		924126-402	06/98	119.025	119.025	119.025	119.025	119.025
Premiums for product and other non-auto liability insurance.....		924126-403	06/98	123.984	123.984	124.011	123.995	124.217

See footnotes at end of table.

Table 11. Producer price indexes for net output of selected industries and their products, not seasonally adjusted — Continued
 [July 2023]

Title ¹	Industry code	Product code	Index base	Unadjusted index ²				
				Mar. 2023	Apr. 2023 ^p	May 2023 ^p	June 2023 ^p	July 2023 ^p
Premiums for property and casualty insurance - Continued								
Premiums for commercial multiple peril insurance.....		924126-5	06/98	141.276	141.276	141.276	141.284	141.284
Premiums for worker's compensation insurance.....		924126-6	06/98	97.732	97.719	97.719	97.787	97.767
Premiums for other property and casualty insurance.....		924126-7	12/03	119.589	119.837	119.900	119.900	119.900

¹ Industry and product class indexes may include products not shown separately.

² All indexes are subject to revision for 4 months after their originally scheduled publication to incorporate late reports and corrections by survey respondents.

³ The special index for 924126, in which prices reflect premiums only, contrasts with the index shown elsewhere in this table for NAICS 524126, where prices reflect premiums plus the amount of investment income earned on the invested portion of the premium.

p Preliminary

"-" Data not available.

n.e.c. = Not elsewhere classified.

NOTE: Titles of some industries and products are not shown in this table because they fail to meet our publication criteria.

Table 12. Producer price index percentage changes for the net output of selected industries and their products, not seasonally adjusted
[July 2023]

Title ¹	Industry code	Product code	Unadjusted 12-month percent change ²	Unadjusted 1-month percent change ²				
			July 2022 to July 2023 ^P	Feb. to Mar.	Mar. to Apr. ^P	Apr. to May ^P	May to June ^P	June to July ^P
Logging.....	1133		-4.9	-1.5	-0.7	0.0	0.1	-0.5
Logging.....	11331		-4.9	-1.5	-0.7	0.0	0.1	-0.5
Logging.....	113310		-4.9	-1.5	-0.7	0.0	0.1	-0.5
Primary products.....		113310-P	-4.9	-1.5	-0.7	0.0	0.1	-0.5
Secondary products and miscellaneous receipts.....		113310-SM						
Mining								
Total mining industries.....			-27.0	-6.9	1.8	-5.9	-2.1	5.2
Oil and gas extraction.....	211		-41.7	-11.8	3.1	-9.4	-4.3	10.1
Oil and gas extraction.....	2111		-41.7	-11.8	3.1	-9.4	-4.3	10.1
Crude petroleum and natural gas extraction.....	211111		-40.6	-10.9	4.7	-8.7	-4.0	8.4
Primary products.....		211111-P	-40.6	-10.9	4.7	-8.7	-4.0	8.4
Crude petroleum.....		211111-1	-24.8	-7.1	11.2	-9.8	-4.3	8.4
Natural gas (from the wellhead).....		211111-3	-73.9	-24.2	-22.9	-1.6	-2.4	8.3
Natural gas liquids extraction.....	211112		-48.5	-16.9	-7.1	-14.9	-6.6	23.5
Primary products.....		211112-P	-48.5	-16.9	-7.1	-14.9	-6.6	23.5
Natural gas liquids.....		211112-1	-48.9	-11.5	-2.9	-17.3	-9.0	22.6
Isopentane and natural gasoline.....		211112-11	-30.6	-5.8	3.2	-8.5	-8.3	0.3
Propane.....		211112-12	-56.7	-3.8	-2.8	-22.8	-15.5	3.1
Butane.....		211112-13	-54.9	-27.0	-4.9	-24.0	-23.3	11.6
Plant condensate, ethane, gas mixtures, and other natural gas liquids.....		211112-14	-49.2	-10.9	-4.5	-16.7	-3.4	39.7
Residue gas shipped from natural gas liquids plants.....		211112-3	-63.2	-31.6	-21.9	-4.4	2.4	26.3
Mining (except oil & gas).....	212		0.8	-0.2	0.9	-1.6	0.9	-0.7
Coal mining.....	2121		-7.9	-3.8	1.6	-2.7	3.7	1.4
Coal mining.....	21211		-7.9	-3.8	1.6	-2.7	3.7	1.4
Coal mining.....	212110		-8.0	-3.8	1.6	-2.7	3.7	1.4
Primary products.....		212110-P	-	-3.8	1.6	-2.8	3.7	1.4
Coal, utility sold.....		212110-1	-	-4.3	1.7	-3.3	5.0	1.4
Bituminous coal and lignite surface mining (utility sold).....		212110-11	4.6	-9.9	5.2	-7.2	6.3	1.0
Raw bituminous and lignite from surface mining operations (utility sold).....		212110-111	-5.6	-3.2	-0.9	0.0	-0.1	-0.5
Processed bituminous coal and lignite surface operations (utility sold).....		212110-113	7.8	-11.7	7.0	-9.1	8.2	1.4
Bituminous coal underground mining (utility sold).....		212110-12	-13.7	-1.1	-0.1	-1.2	4.4	1.6
Raw bituminous coal shipped from underground mining operations (utility sold).....		212110-121	-	2.9	-7.9	4.7	-0.3	4.1
Processed bituminous coal shipped from underground mines (utility sold).....		212110-123	-13.9	-1.7	1.0	-1.9	5.0	1.3
Coal exports.....		212110-4	-	-3.0	-0.4	0.0	0.4	0.6
Coal non-utility sold (including anthracite).....		212110-5	7.9	0.8	3.3	-1.1	-6.0	3.1
Secondary products and miscellaneous receipts.....		212110-SM						
Metal ore mining.....	2122		6.9	2.4	1.0	-2.0	-0.6	-3.2
Iron ore mining.....	21221		-4.3	-0.5	1.0	-6.4	0.3	-0.7
Iron ore mining.....	212210		-4.3	-0.5	1.0	-6.4	0.3	-0.7
Primary products.....		212210-P	-4.3	-0.5	1.0	-6.4	0.3	-0.7
Iron ore (including crude, concentrates, agglomerates and pellets).....		212210-0	-4.3	-0.5	1.0	-6.4	0.3	-0.7
Copper, nickel, lead & zinc mining.....	21223		20.5	-2.4	-0.7	-5.1	5.6	-4.7
Copper, nickel, lead and zinc mining.....	212230		20.5	-2.4	-0.7	-5.1	5.6	-4.7
Primary products.....		212230-P	20.0	-2.8	-2.5	-5.3	7.0	-5.4
Secondary products and miscellaneous receipts.....		212230-SM						
Other metal ore mining.....	21229		-20.1	11.8	2.8	-2.9	-11.5	-10.3
Other metal ore mining.....	212290		-20.0	11.8	2.8	-2.9	-11.5	-10.3
Primary products.....		212290-P	-20.2	11.8	2.8	-2.9	-11.5	-10.3
Other metal ores, including uranium.....		212290-1	-20.2	11.8	2.8	-2.9	-11.5	-10.3
Nonmetallic mineral mining & quarrying.....	2123		8.6	0.0	0.3	-0.1	0.4	0.3
Stone mining & quarrying.....	21231		9.4	0.3	-0.4	0.0	0.9	0.1
Dimension stone mining and quarrying.....	212311		24.9	0.0	0.0	4.9	0.0	6.2
Primary products.....		212311-P	26.2	0.0	0.0	5.1	0.0	6.4
Dimension stone.....		212311-0	26.2	0.0	0.0	5.1	0.0	6.4
Secondary products and miscellaneous receipts.....		212311-SM						
Crushed and broken limestone mining.....	212312		8.3	0.3	-0.2	0.0	0.4	0.6

See footnotes at end of table.

Table 12. Producer price index percentage changes for the net output of selected industries and their products, not seasonally adjusted — Continued
 [July 2023]

Title ¹	Industry code	Product code	Unadjusted 12-month percent change ²	Unadjusted 1-month percent change ²				
				July 2022 to July 2023 ^P	Feb. to Mar.	Mar. to Apr. ^P	Apr. to May ^P	May to June ^P
Crushed and broken limestone mining - Continued								
Primary products.....		212312-P	8.4	0.3	-0.3	0.0	0.4	0.5
Crushed and broken limestone.....		212312-0	8.4	0.3	-0.3	0.0	0.4	0.5
Secondary products and miscellaneous receipts.....		212312-SM						
Crushed and broken granite mining.....								
Primary products.....	212313	212313-P	13.3	0.0	2.4	-0.9	1.5	-0.5
Crushed and broken granite.....		212313-0	13.3	0.0	2.4	-0.9	1.5	-0.6
Secondary products and miscellaneous receipts.....		212313-SM						
Other crushed and broken stone mining.....								
Primary products.....	212319	212319-P	7.4	0.4	-3.8	0.1	2.3	-2.3
Bituminous limestone and sandstone, and other crushed and broken stone.....		212319-0	8.1	0.4	-4.0	0.1	2.4	-2.4
Secondary products and miscellaneous receipts.....		212319-SM						
Sand/gravel/clay/refractory minerals mining.....								
Primary products.....	212322		10.0	-0.6	1.2	1.0	0.0	0.3
Construction sand and gravel mining.....								
Primary products.....	212321	212321-P	6.7	-0.7	1.4	1.2	0.0	0.3
Construction sand and gravel (run of pit/bank, washed, screened, etc).....		212321-0	7.1	-0.6	1.5	1.2	0.1	0.4
Construction sand and gravel, Midwest.....		212321-02	8.9	-1.3	2.6	1.6	0.0	0.0
Construction sand and gravel, West.....		212321-04	6.4	-0.3	1.3	1.3	0.2	0.8
Secondary products and miscellaneous receipts.....		212321-SM						
Miscellaneous receipts.....		212321-M	6.3	0.0	2.7	0.0	0.0	0.0
Kaolin, clay, and ceramic and refractory minerals mining.....								
Primary products.....	212323	212323-P	-	-0.2	0.3	0.1	-0.1	0.1
Kaolin and ball clay.....		212323-1	17.9	0.0	0.0	0.0	0.0	0.0
Bentonite.....		212323-2	4.3	0.0	1.4	0.0	0.0	0.0
Secondary products and miscellaneous receipts.....		212323-SM						
Other nonmetallic mineral mining & quarrying.....								
Primary products.....	212390	212390-P	3.9	0.2	0.4	-2.7	-0.2	1.0
Rock salt.....		212390-5	-	0.2	0.4	-2.7	-0.2	1.0
All other nonmetallic minerals, including gypsum.....		212390-9	9.0	0.0	0.0	0.2	0.0	0.0
Secondary and miscellaneous.....		212390-SM	13.7	7.3	2.5	-9.9	1.9	0.8
Mining support activities.....								
Mining support activities.....	213		4.2	1.0	-0.7	-0.6	-0.3	0.0
Mining support activities.....	2131		4.2	1.0	-0.7	-0.6	-0.3	0.0
Mining support activities.....	21311		4.2	1.0	-0.7	-0.6	-0.3	0.0
Drilling oil and gas wells.....								
Primary services.....	213111	213111-P	5.2	0.0	0.0	-0.9	-1.2	-0.6
Oil and gas well directional drilling control.....		213111-03	10.1	0.0	-0.5	0.0	-0.5	-0.3
Drilling oil and gas wells, including drilling in, spudding in or tailing in.....		213111-04	5.9	0.0	0.0	-1.0	-1.4	-0.7
Reworking oil and gas wells.....		213111-05	-2.0	-0.5	0.0	-0.3	0.0	0.0
Support activities for oil and gas operations.....								
Primary services.....	213112	213112-P	4.1	1.3	-1.0	-0.5	-0.1	0.3
Oil and gas field support services.....		213112-0	5.0	1.6	-1.0	-0.4	-0.1	0.3
Secondary products and miscellaneous receipts.....		213112-SM						
Support activities for coal mining.....								
Primary services.....	213113	213113-P	3.9	1.9	0.0	-0.1	0.5	0.1
Coal mining services.....		213113-0	3.9	1.9	0.0	-0.1	0.5	0.1
Support activities for metal and nonmetallic minerals mining.....								
Primary services.....	213118	213118-P	-	-	-	-	0.0	0.0
Support activities for metal and nonmetallic minerals mining.....		213118-1	-	-	-	-	0.0	0.0
Metal mining services.....		213118-11	-	1.0	1.1	0.0	-	-
Utilities.....								
Electric power generation, transmission, and distribution.....	221		-15.2	-1.3	-4.9	-2.3	5.7	4.5
Electric power generation.....	2211		-15.8	0.2	-4.8	-2.0	7.4	5.2
Electric power generation.....	22111		-39.8	6.1	-12.0	-11.8	11.0	18.1
Electric power generation.....	221110		-39.8	6.1	-12.1	-11.8	11.0	18.1
Primary products.....		221110-P	-39.6	6.2	-12.2	-12.0	11.3	19.0
Utilities.....		221110-4	-34.2	-3.4	-2.4	-10.6	3.3	9.1
Non-utilities.....		221110-5	-43.5	17.6	-21.7	-13.7	21.1	29.6
Secondary products and miscellaneous receipts.....		221110-SM						

See footnotes at end of table.

Table 12. Producer price index percentage changes for the net output of selected industries and their products, not seasonally adjusted — Continued
 [July 2023]

Title ¹	Industry code	Product code	Unadjusted 12-month percent change ²	Unadjusted 1-month percent change ²				
			July 2022 to July 2023 ^P	Feb. to Mar.	Mar. to Apr. ^P	Apr. to May ^P	May to June ^P	June to July ^P
Electric power transmission, control, and distribution.....	22112		-0.5	-2.0	-1.8	1.6	6.3	1.0
Electric bulk power transmission and control.....	221121		4.9	0.9	0.1	1.2	-0.2	0.0
Primary products.....		221121-P	4.9	0.9	0.1	1.2	-0.2	0.0
Electric bulk power transmission and control.....		221121-3	4.9	0.9	0.1	1.2	-0.2	0.0
Electric power distribution.....	221122		-0.8	-2.1	-1.9	1.6	6.6	1.0
Primary products.....		221122-P	6.0	-1.0	-1.5	1.3	6.7	0.1
Residential electric power.....		221122-41	6.3	-0.7	-0.8	0.8	4.5	-0.2
New England residential electric power.....		221122-411	7.6	0.0	-3.0	0.0	0.0	-11.0
Middle Atlantic residential electric power.....		221122-412	6.0	-3.6	-1.2	0.0	2.1	0.3
East North Central residential electric power.....		221122-413	11.0	3.8	-0.1	-0.2	6.2	0.0
West North Central residential electric power.....		221122-414	-1.7	0.1	0.5	0.1	12.4	-1.0
South Atlantic residential electric power.....		221122-415	8.7	-0.8	-0.1	0.4	6.6	-0.5
East South Central residential electric power.....		221122-416	1.0	-3.4	-2.6	1.7	3.2	0.3
West South Central residential electric power.....		221122-417	-2.8	-3.8	-2.3	3.3	2.6	1.6
Mountain residential electric power.....		221122-418	4.6	1.1	0.6	3.5	0.6	1.0
Pacific residential electric power.....		221122-419	13.2	1.2	-0.1	0.0	4.6	1.5
Commercial electric power.....		221122-42	5.7	-0.9	-1.8	1.3	9.1	0.2
New England commercial electric power.....		221122-421	-2.5	0.0	-1.7	-0.2	0.0	-13.7
Middle Atlantic commercial electric power.....		221122-422	-5.4	-6.9	-5.3	-5.4	11.3	2.0
East North Central commercial electric power.....		221122-423	11.8	2.6	-0.4	-0.1	11.9	-0.1
West North Central commercial electric power.....		221122-424	-1.5	-0.3	1.0	-2.1	8.7	1.4
South Atlantic commercial electric power.....		221122-425	7.0	0.1	-1.4	0.1	3.3	-1.5
East South Central commercial electric power.....		221122-426	0.1	-2.1	-4.2	-0.8	4.3	2.3
West South Central commercial electric power.....		221122-427	1.6	-4.4	-3.2	1.8	12.8	1.8
Mountain commercial electric power.....		221122-428	9.2	1.8	1.3	2.5	2.6	2.4
Pacific commercial electric power.....		221122-429	16.7	2.1	-0.6	9.9	15.6	2.2
Industrial electric power.....		221122-43	6.1	-1.8	-3.0	2.7	7.8	0.9
New England industrial electric power.....		221122-431	4.5	-12.2	-23.2	-0.5	0.9	7.1
Middle Atlantic industrial electric power.....		221122-432	-20.1	-4.8	-7.6	0.0	-0.8	-0.7
East North Central industrial electric power.....		221122-433	37.4	18.6	0.5	-0.2	22.9	0.0
West North Central industrial electric power.....		221122-434	-3.7	1.8	-2.7	4.4	9.5	1.1
South Atlantic industrial electric power.....		221122-435	4.2	-0.5	-1.2	0.4	2.7	-1.9
East South Central industrial electric power.....		221122-436	-1.4	-6.8	-3.6	-3.3	5.3	2.7
West South Central industrial electric power.....		221122-437	1.7	-3.4	-2.8	1.1	4.3	-0.7
Mountain industrial electric power.....		221122-438	-13.1	-22.6	-1.2	8.9	-6.3	6.1
Pacific industrial electric power.....		221122-439	8.6	0.7	-0.9	10.6	12.3	1.1
Transportation electric power.....		221122-45	6.3	-0.1	-0.1	0.0	8.2	-2.3
Secondary products and miscellaneous receipts.....		221122-SM						
Miscellaneous receipts.....		221122-M	-0.1	-0.2	0.0	0.0	0.0	0.0
Natural gas distribution.....	2212		-12.5	-6.4	-5.3	-3.4	-0.7	1.5
Natural gas distribution.....	22121		-12.5	-6.4	-5.3	-3.4	-0.7	1.5
Natural gas distribution.....	221210		-12.5	-6.4	-5.3	-3.4	-0.7	1.5
Primary products.....		221210-P	-11.9	-6.7	-5.1	-3.5	-0.7	1.2
Natural gas to ultimate consumers.....		221210-11	-14.9	-7.7	-6.2	-4.2	-0.6	1.4
Residential natural gas.....		221210-112	-10.0	-7.8	-4.4	-2.6	-0.2	0.6
New England residential natural gas.....		221210-1121	-16.6	-1.6	-0.4	-18.1	1.8	-9.4
Middle Atlantic residential natural gas.....		221210-1122	-0.3	-6.1	-0.7	-0.5	-1.2	-0.4
East North Central residential natural gas.....		221210-1123	-22.3	-5.8	-10.4	-2.7	0.7	1.7
West North Central residential natural gas.....		221210-1124	-9.7	-8.4	-2.9	-1.8	-4.1	2.6
South Atlantic residential natural gas.....		221210-1125	-10.0	-9.8	-0.9	2.4	0.2	3.0
East South Central residential natural gas.....		221210-1126	-29.5	-8.4	-4.4	0.5	-0.4	-0.4
West South Central residential natural gas.....		221210-1127	-12.4	-9.5	-5.7	-5.9	0.8	3.5
Mountain residential natural gas.....		221210-1128	9.2	3.1	0.8	-3.8	-0.2	-2.3
Pacific residential natural gas.....		221210-1129	-6.3	-17.3	-8.7	-1.0	0.8	2.6
Commercial natural gas.....		221210-113	-18.9	-11.1	-7.7	-6.2	-1.2	2.0
New England commercial natural gas.....		221210-1131	-30.3	-2.7	-0.9	-26.3	-7.6	-1.8
Middle Atlantic commercial natural gas.....		221210-1132	-14.4	-6.0	-3.9	-2.5	-3.2	0.1
East North Central commercial natural gas.....		221210-1133	-27.4	-8.9	-14.1	-5.1	0.1	3.2
West North Central commercial natural gas.....		221210-1134	-15.9	-13.1	-4.9	-5.8	-3.0	7.5
South Atlantic commercial natural gas.....		221210-1135	-18.9	-15.1	0.0	0.1	-0.9	1.0
East South Central commercial natural gas.....		221210-1136	-30.8	-6.4	-2.1	-7.0	-1.6	-0.2
West South Central commercial natural gas.....		221210-1137	-22.1	-10.1	-12.3	-5.1	2.1	3.3
Mountain commercial natural gas.....		221210-1138	13.8	3.5	1.9	-5.6	0.0	-1.2
Pacific commercial natural gas.....		221210-1139	-18.9	-27.6	-21.4	-5.3	2.2	5.5

See footnotes at end of table.

Table 12. Producer price index percentage changes for the net output of selected industries and their products, not seasonally adjusted — Continued
 [July 2023]

Title ¹	Industry code	Product code	Unadjusted 12-month percent change ²	Unadjusted 1-month percent change ²				
			July 2022 to July 2023 ^P	Feb. to Mar.	Mar. to Apr. ^P	Apr. to May ^P	May to June ^P	June to July ^P
Natural gas distribution - Continued								
Industrial natural gas.....		221210-114	-18.6	-10.5	-9.2	-4.1	-1.3	4.4
New England industrial natural gas.....		221210-1141	-35.1	-3.5	-0.8	-29.1	-7.6	-5.2
Middle Atlantic industrial natural gas.....		221210-1142	-0.8	-14.1	-6.8	-1.4	-2.0	11.0
East North Central industrial natural gas.....		221210-1143	-35.5	-9.0	-27.2	-10.3	2.3	9.1
West North Central industrial natural gas.....		221210-1144	7.5	-10.4	-8.0	0.3	-1.7	14.0
South Atlantic industrial natural gas.....		221210-1145	-13.0	-8.0	-3.9	0.0	-0.1	1.7
East South Central industrial natural gas.....		221210-1146	-40.1	-16.1	-8.8	-1.5	-2.5	0.0
West South Central industrial natural gas.....		221210-1147	-35.4	-9.6	-9.3	-3.4	-2.3	3.7
Mountain industrial natural gas.....		221210-1148	25.5	5.0	0.9	3.4	0.0	-1.1
Pacific industrial natural gas.....		221210-1149	23.8	-15.1	1.6	-4.1	-2.0	0.3
To electric power.....		221210-115	-18.4	-5.7	-7.3	-5.5	-0.8	1.8
Delivered to ultimate consumers for the account of others (transportation only)....		221210-12	9.9	0.2	1.5	0.0	-1.3	0.0
Industrial consumer.....		221210-122	4.4	-0.4	-0.6	-0.4	0.1	-0.1
Other consumers.....		221210-123	13.4	0.6	2.7	0.3	-2.1	0.1
Secondary products and miscellaneous receipts.....		221210-SM						
Miscellaneous receipts.....		221210-M	-4.5	-0.5	-1.6	0.2	-0.1	0.2
Construction industries								
New industrial building construction.....	236211		2.6	0.1	-0.5	0.0	0.1	-1.6
Primary products.....		236211-P	2.6	0.1	-0.5	0.0	0.1	-1.6
New warehouse building construction.....	236221		1.5	-0.2	-0.3	0.4	0.2	-0.6
Primary products.....		236221-P	1.5	-0.2	-0.3	0.4	0.2	-0.6
New school building construction.....	236222		3.8	0.2	-0.4	0.0	0.0	-1.1
Primary products.....		236222-P	3.8	0.2	-0.4	0.0	0.0	-1.1
New office building construction.....	236223		5.2	0.2	0.2	0.1	0.0	-2.3
Primary products.....		236223-P	5.2	0.2	0.2	0.1	0.0	-2.3
New health care building construction.....	236224		4.5	0.1	-0.3	0.0	-0.1	-0.8
Primary products.....		236224-P	4.5	0.1	-0.3	0.0	-0.1	-0.8
Concrete contractors, nonresidential building work.....	23811X		-1.2	0.0	-0.4	-0.1	0.1	-2.7
Primary products.....		23811X-P	-1.2	0.0	-0.4	-0.1	0.1	-2.7
Roofing contractors, nonresidential building work.....	23816X		12.2	0.1	3.3	0.1	0.2	-0.1
Primary products.....		23816X-P	12.2	0.1	3.3	0.1	0.2	-0.1
Electrical contractors, nonresidential building work.....	23821X		4.5	0.1	-3.4	0.1	-0.2	-1.5
Primary products.....		23821X-P	4.5	0.1	-3.4	0.1	-0.2	-1.5
Plumbing, heating and air-conditioning contractors, nonresidential building work.....	23822X		6.5	0.5	0.1	0.8	0.2	0.2
Primary products.....		23822X-P	6.5	0.5	0.1	0.8	0.2	0.2
Manufacturing								
Total manufacturing industries.....			-4.4	-0.1	-0.2	-0.9	-0.1	-0.3
Food mfg.....	311		-1.0	0.8	-0.3	0.2	-0.1	0.1
Animal food mfg.....	3111		-0.8	1.9	-0.5	-1.1	-1.1	-0.4
Animal food mfg.....	31111		-0.8	1.9	-0.5	-1.1	-1.1	-0.4
Dog and cat food manufacturing.....	311111		8.9	6.2	0.0	0.0	0.0	0.0
Primary products.....		311111-P	9.3	6.3	0.0	0.0	0.0	0.0
Dog food.....		311111-1	7.7	5.0	0.0	0.1	0.0	0.0
Canned dog food.....		311111-11	15.8	14.2	0.0	0.0	0.0	0.0
Dry and semi moist dog food.....		311111-14	6.1	3.0	0.0	0.1	0.0	0.0
Cat food.....		311111-4	13.0	9.3	0.0	0.0	0.0	0.0
Canned cat food.....		311111-44	6.5	5.6	0.0	0.0	0.0	0.0
Dry and semi moist cat food.....		311111-45	18.9	10.3	0.0	0.0	0.0	0.0
Secondary products and miscellaneous receipts.....		311111-SM						
Miscellaneous receipts.....		311111-M1	0.5	0.3	0.0	0.0	0.0	0.0
Other animal food manufacturing.....	311119		-7.0	-1.0	-0.8	-1.8	-1.8	-0.8
Primary products.....		311119-P	-7.3	-1.1	-0.9	-1.9	-1.9	-0.8
Complete swine feed, supplements, concentrates, and premixes.....		311119-B	-11.3	0.2	-0.5	-0.5	0.1	0.0
Complete beef cattle feed, supplements, concentrates, and premixes.....		311119-H	-5.0	-1.4	-1.7	-1.1	-1.4	-0.1
Poultry, exc. chicken and turkey, and livestock, exc. cattle and swine, feed.....		311119-N	-0.3	-0.3	-0.9	-0.3	0.0	0.0
Pet (excluding dog and cat), laboratory, and fur animal feed.....		311119-R	1.3	-1.7	-0.1	-0.2	-0.3	0.0
Chicken and turkey feed, supplements, concentrates, and premixes.....		311119-1	-7.8	-0.2	-0.5	-2.5	-2.7	-0.6
Complete dairy cattle feed, supplements, concentrates, and premixes.....		311119-5	-10.8	-3.0	-2.0	-3.5	-4.3	-2.6

See footnotes at end of table.

Table 12. Producer price index percentage changes for the net output of selected industries and their products, not seasonally adjusted — Continued
[July 2023]

Title ¹	Industry code	Product code	Unadjusted 12-month percent change ²	Unadjusted 1-month percent change ²				
				July 2022 to July 2023 ^P	Feb. to Mar.	Mar. to Apr. ^P	Apr. to May ^P	May to June ^P
Other animal food manufacturing - Continued								
Other prepared animal feeds, including feeding materials and adjuncts.....		311119-9	-9.2	-1.9	0.6	-2.2	-0.5	-2.0
Secondary products and miscellaneous receipts.....		311119-SM						
Miscellaneous receipts.....		311119-M	-2.2	1.1	-0.4	0.2	0.0	-0.8
Secondary products.....		311119-S	3.1	0.3	0.0	0.0	-0.1	0.1
Grain & oilseed milling.....	3112		-4.3	-1.4	-1.2	-0.6	-2.0	1.3
Flour milling & malt mfg.....	31121		-0.2	-1.9	0.2	0.3	-2.1	-0.4
Flour milling.....	311211		-4.4	-2.8	0.4	0.5	-3.0	-0.6
Primary products.....		311211-P	-3.9	-2.9	0.4	0.5	-3.0	-0.5
Prepared flour mixes, including refrigerated and frozen doughs and batters, made in flour mills.....		311211-A	5.4	0.0	-0.8	0.5	-0.2	-0.7
Wheat flour (except flour mixes), made in flour mills.....		311211-1	-6.4	-5.4	1.8	1.2	-4.7	0.1
Wheat mill products, except flour.....		311211-4	16.5	0.9	-3.2	-0.3	-4.4	-0.1
Corn mill products.....		311211-7	5.1	-1.3	0.4	-0.6	-1.0	-1.0
Other grain mill products.....		311211-9	-14.2	-2.2	0.9	-0.4	0.3	-3.5
Secondary products and miscellaneous receipts.....		311211-SM						
Miscellaneous receipts.....		311211-M	-28.9	-3.3	-0.6	1.3	-4.0	-7.1
Rice milling.....	311212		11.4	0.4	-0.3	-0.8	-0.1	-0.2
Primary products.....		311212-P	11.4	0.4	-0.3	-0.8	-0.1	-0.2
Milled rice and byproducts.....		311212-0	11.4	0.4	-0.3	-0.8	-0.1	-0.2
Milled rice (incl second heads, screenings, brewers, bran, sharps, rice flour, and byproducts).....		311212-04	11.6	0.7	-0.4	-0.6	0.2	0.0
Head rice not packaged with other ingredients.....		311212-06	9.6	0.1	-0.3	-1.3	-0.5	-0.4
Malt manufacturing.....	311213		9.9	0.1	0.0	2.8	-0.7	0.0
Primary products.....		311213-P	10.1	0.1	0.0	2.8	-0.7	0.0
Malt and malt byproducts.....		311213-0	10.1	0.1	0.0	2.8	-0.7	0.0
Secondary products and miscellaneous receipts.....		311213-SM1						
Starch & vegetable fats & oils mfg.....	31122		-9.1	-1.6	-2.1	-1.9	-2.6	1.9
Wet corn milling and starch manufacturing.....	311221		12.1	0.4	0.9	-1.2	-2.9	-1.1
Primary products.....		311221-P	12.1	0.4	0.8	-1.3	-3.0	-1.1
Wet process corn byproducts.....		311221-A	-6.0	4.1	-0.3	-5.9	-2.1	-3.7
Corn sweeteners, made by wet milling.....		311221-1	22.0	0.3	0.0	3.4	1.1	0.5
Manufactured starch, made by wet milling.....		311221-4	38.5	0.6	-0.3	0.0	-0.2	-2.8
Secondary products and miscellaneous receipts.....		311221-SM						
Soybean and other oilseed processing.....	311224		-15.8	-2.8	-3.9	-2.5	-2.9	3.1
Primary products.....		311224-P	-14.0	-2.5	-5.4	-2.1	-3.2	3.1
Cottonseed cake, meal, hulls, and other byproducts.....		311224-B	3.0	-0.7	-0.6	-4.8	-3.5	0.3
Cottonseed cake and meal.....		311224-B1	12.3	-0.4	-1.1	-4.3	-1.5	0.4
Soybean oil.....		311224-3	-10.0	-1.0	-3.0	-4.0	0.1	8.3
Crude soybean oil, degummed, made from soybeans crushed in the same establishment.....		311224-31	-6.4	-1.8	-1.8	-1.3	-3.4	3.5
Soybean oil, all other types.....		311224-32	-11.4	-0.4	-3.8	-5.9	2.6	11.7
Soybean cake, meal, and other byproducts.....		311224-4	0.7	-0.4	-2.5	-1.2	-2.6	2.9
Soybean cake and meal.....		311224-41	-1.4	0.4	-2.6	-1.2	-2.0	0.7
Other soybean products, including isolates and concentrates.....		311224-42	26.4	-6.7	-1.5	-1.0	-7.9	21.7
Cotton linters.....		311224-7	1.7	-0.2	-4.2	-5.0	-1.1	-7.1
Other crude and refined vegetable oils and other vegetable mill products.....		311224-9	-5.2	0.2	0.5	-1.0	-1.9	-0.5
Other crude vegetable oils, including linseed, peanut, sunflower, safflower, etc.....		311224-91	-4.3	-1.6	1.7	-0.4	-0.9	-0.2
Other vegetable oil mill products, including all oil seed cake and meal.....		311224-93	-3.5	2.1	-0.5	-1.3	-2.8	-0.7
Secondary products and miscellaneous receipts.....		311224-SM						
Miscellaneous products.....		311224-M	-34.4	-3.2	-0.8	-5.3	-16.6	-6.4
Fats and oils refining and blending.....	311225		-8.3	-0.2	-1.2	-1.1	-1.3	2.4
Primary products.....		311225-P	-12.6	-1.5	-1.3	-2.2	-1.7	3.0
Shortening and cooking oils.....		311225-2	-17.1	-2.0	-2.0	-3.0	-2.3	4.0
Margarine, butter blends, and butter substitutes.....		311225-4	-	-0.1	0.7	0.0	-	-
Secondary products and miscellaneous receipts.....		311225-SM						
Secondary products.....		311225-S	-	5.5	-0.6	3.4	-	-
Breakfast cereal manufacturing.....	31123		11.7	0.0	0.0	4.3	1.0	1.9
Breakfast cereal manufacturing.....	311230		11.7	0.0	0.0	4.3	1.0	1.9
Primary products.....		311230-P	12.2	0.0	0.0	4.7	1.1	2.1
Breakfast cereal.....		311230-1	12.2	0.0	0.0	4.7	1.1	2.1

See footnotes at end of table.

Table 12. Producer price index percentage changes for the net output of selected industries and their products, not seasonally adjusted — Continued
 [July 2023]

Title ¹	Industry code	Product code	Unadjusted 12-month percent change ²	Unadjusted 1-month percent change ²				
				July 2022 to July 2023 ^P	Feb. to Mar.	Mar. to Apr. ^P	Apr. to May ^P	May to June ^P
Breakfast cereal manufacturing - Continued								
Secondary products and miscellaneous receipts.....		311230-SM						
Sugar & confectionery product mfg.....	3113		8.6	0.6	0.3	0.2	1.3	0.2
Sugar mfg.....	31131		13.3	0.8	0.0	0.2	2.3	0.1
Beet sugar manufacturing.....	311313		16.2	0.3	0.4	2.4	0.7	0.1
Primary products.....		311313-P	16.4	0.3	0.4	2.4	0.7	0.1
Beet sugar.....		311313-0	16.4	0.3	0.4	2.4	0.7	0.1
Secondary products and miscellaneous receipts.....		311313-SM1						
Cane sugar manufacturing.....	311314		11.6	1.1	-0.3	-1.0	3.3	0.1
Primary products.....		311314-P	11.5	1.1	-0.2	-1.1	3.3	0.1
Raw cane sugar and sugarcane mill products and byproducts.....		311314-1	15.9	2.3	-0.2	-2.5	6.8	-2.0
Refined granulated cane sugar and byproducts.....		311314-3	8.5	0.4	-0.2	-0.1	1.0	1.5
Secondary products and miscellaneous receipts.....		311314-SM						
Nonchocolate confectionery mfg.....	31134		6.0	0.6	0.0	0.0	0.4	0.0
Nonchocolate confectionery manufacturing.....	311340		6.0	0.6	0.0	0.0	0.4	0.0
Primary products.....		311340-P	6.2	0.6	0.0	0.0	0.4	0.0
Nonchocolate-type confectioneries.....		311340-5	7.0	0.8	0.0	0.0	0.5	0.0
Other confectionery-type products.....		311340-7	7.2	0.9	0.0	0.0	0.0	0.0
Secondary products and miscellaneous receipts.....		311340-SM						
Secondary products.....		311340-S	4.3	0.1	0.1	0.1	0.7	0.0
Chocolate and confectionery manufacturing.....	31135		7.2	0.5	0.7	0.3	1.3	0.5
Chocolate and confectionery mfg. from cacao.....	311351		16.7	1.7	1.6	0.6	0.6	1.5
Primary products.....		311351-P	16.9	1.7	1.6	0.6	0.6	1.6
Chocolate coatings, made from cacao beans.....		311351-1	16.3	1.8	1.4	0.2	0.9	1.7
Chocolate/chocolate-type confectionery products, made from cacao beans.....		311351-4	6.1	1.0	0.0	0.0	0.0	0.0
Other chocolate and cocoa products, made from cacao beans.....		311351-7	25.6	2.1	2.7	1.0	0.9	2.4
Secondary products and miscellaneous receipts.....		311351-SM1						
Confectionery mfg. from purchased chocolate.....	311352		3.0	0.0	0.2	0.2	1.6	0.1
Primary products.....		311352-P	3.0	0.0	0.2	0.1	1.8	0.1
Chocolate/confectionery products, made from purchased chocolate.....		311352-3	2.7	0.0	0.2	0.1	1.8	0.1
Secondary products and miscellaneous receipts.....		311352-SM						
Miscellaneous receipts.....		311352-M	3.9	0.0	0.0	0.0	0.0	0.0
Fruit & vegetable preserving & specialty food mfg.....	3114		9.6	0.8	0.1	1.1	0.6	0.0
Frozen food manufacturing.....	31141		12.2	0.3	0.7	0.8	1.3	0.0
Frozen fruit and vegetable manufacturing.....	311411		19.0	0.0	1.3	-0.2	3.3	0.0
Primary products.....		311411-P	18.6	0.1	1.3	-0.2	3.4	0.0
Frozen fruits, juices, ades, drinks, and cocktails.....		311411-1	4.7	-0.2	5.1	-2.5	-1.1	-0.8
Frozen fruits.....		311411-11	-15.5	-0.4	-0.7	-4.2	-2.3	-1.7
Frozen vegetables.....		311411-4	22.6	0.1	0.3	0.4	4.7	0.2
Frozen vegetables, other than potato products.....		311411-47	3.5	0.0	0.1	0.2	-0.1	-0.1
Frozen potato products (French-fried, patties, puffs, etc.).....		311411-48	38.3	0.2	0.4	0.5	8.0	0.4
Secondary products and miscellaneous receipts.....		311411-SM						
Miscellaneous receipts.....		311411-M	50.0	1.7	10.0	-6.1	0.0	3.9
Frozen specialty food manufacturing.....	311412		7.3	0.4	0.2	1.4	0.0	0.0
Primary products.....		311412-P	7.4	0.4	0.2	1.4	0.0	0.0
Frozen dinners (beef, pork, and poultry pies) and nationality foods, incl. frozen pizza.....		311412-1	7.2	-0.1	0.3	1.3	-0.1	0.0
Other frozen specialties, incl. all whipped topping, waffles, soups, etc., excluding seafood.....		311412-4	7.9	2.7	0.0	2.0	0.0	-0.2
Secondary products and miscellaneous receipts.....		311412-SM						
Secondary products.....		311412-S	5.5	-0.5	5.9	-3.9	-0.2	0.0
Fruit & vegetable canning, pickling & drying.....	31142		7.9	1.2	-0.4	1.4	0.0	0.0
Fruit and vegetable canning.....	311421		8.4	1.2	-0.6	1.7	0.0	-0.2
Primary products.....		311421-P	7.8	1.1	-0.3	1.6	-0.4	0.1
Canned catsup and other tomato based sauces.....		311421-D	10.6	0.5	-0.1	4.0	-0.5	0.3
Canned jams, jellies, and preserves.....		311421-G	2.1	0.1	-0.1	0.0	0.2	0.1
Canned and fresh fruit juices, nectars, and concentrates.....		311421-K	11.7	2.9	0.6	0.7	0.0	0.1
Pickles and other pickled products, including horseradish.....		311421-Q	0.6	0.0	0.0	0.0	-0.9	0.0
Canned fruits, excluding baby foods.....		311421-1	3.8	1.0	-0.4	1.9	0.2	0.4
Canned vegetables.....		311421-5	9.4	0.9	-1.4	1.3	-1.1	-0.1

See footnotes at end of table.

Table 12. Producer price index percentage changes for the net output of selected industries and their products, not seasonally adjusted — Continued
 [July 2023]

Title ¹	Industry code	Product code	Unadjusted 12-month percent change ²	Unadjusted 1-month percent change ²				
			July 2022 to July 2023 ^P	Feb. to Mar.	Mar. to Apr. ^P	Apr. to May ^P	May to June ^P	June to July ^P
Fruit and vegetable canning - Continued								
Secondary products and miscellaneous receipts.....		311421-SM						
Miscellaneous receipts.....		311421-M	11.9	5.6	-7.5	1.4	10.0	-5.9
Secondary products.....		311421-S	13.0	-0.3	-1.5	2.3	0.3	-1.7
Specialty canning.....	311422		4.5	3.0	0.1	0.1	0.0	0.0
Primary products.....		311422-P	3.0	1.7	0.2	0.1	0.0	0.0
Canned baby foods and other canned specialty/nationality foods.....		311422-5	3.2	1.7	0.9	0.0	0.0	0.0
Canned soups and stews, excluding frozen and seafood.....		311422-6	0.8	0.2	-0.1	0.2	0.0	0.0
Canned dry beans.....		311422-7	15.3	11.9	0.0	0.0	0.0	0.0
Secondary products and miscellaneous receipts.....		311422-SM						
Dried and dehydrated food manufacturing.....	311423		11.3	-1.4	-0.2	2.4	0.1	0.4
Primary products.....		311423-P	11.7	-1.6	-0.3	2.5	0.1	0.1
Soup mixes (including dried/dehydrated/freeze-dried) and bouillon.....		311423-1	6.7	-4.6	0.0	5.2	0.0	-0.6
Dried and dehydrated fruits and vegetables, including freeze-dried.....		311423-5	13.0	-0.2	-0.4	1.3	0.1	0.3
Secondary products and miscellaneous receipts.....		311423-SM						
Dairy product mfg.....	3115		-10.6	-1.5	0.0	-0.9	-1.8	-1.3
Dairy product (except frozen) mfg.....	31151		-11.8	-1.7	0.0	-0.9	-1.9	-1.4
Fluid milk manufacturing.....	311511		-3.7	-1.9	0.3	1.4	-1.2	-0.6
Primary products.....		311511-P	-5.6	-2.2	0.1	1.5	-1.4	-0.6
Yogurt, except frozen.....		311511-A	5.5	-0.1	0.2	3.8	0.0	0.0
Perishable dairy product substitutes.....		311511-D	8.8	0.0	0.0	0.0	0.0	0.0
Fluid milk and cream, bulk sales.....		311511-1	-9.0	-1.0	-0.3	0.8	-0.6	-0.1
Fluid milk and related products, packaged (incl. cartons, bottles, cans, etc.) excl. U.H.T.....		311511-5	-10.3	-3.6	0.4	1.3	-2.4	-1.0
Whole fluid milk, packaged, excluding U.H.T. and flavored.....		311511-51	-11.6	-4.4	1.3	1.6	-2.8	-1.2
Fluid milk, lowfat, incl. 2.0, 1.0, and 0.5 percent packaged, excl. U.H.T. and flavored.....		311511-52	-11.1	-3.2	-0.1	2.3	-3.3	-1.6
Fat free or skim milk, packaged, excluding U.H.T. and flavored.....		311511-53	-9.8	-1.6	0.7	0.4	-3.6	-2.0
Other fluid milk related products, incl. heavy & light cream, unflavored sour cream, etc.....		311511-59	-5.0	-3.5	-0.6	0.0	-0.1	0.6
Cottage cheese (including bakers', pot, and farmers' cheese).....		311511-7	-1.5	-1.2	-0.4	-0.5	0.8	0.1
Other packaged milk products incl. flavored milks, eggnog, buttermilk etc.....		311511-9	-1.7	-1.8	-0.3	1.0	-1.0	-0.6
Secondary products and miscellaneous receipts.....		311511-SM						
Miscellaneous receipts.....		311511-M	-2.3	-2.6	0.1	-2.4	0.1	0.8
Secondary products.....		311511-S	10.9	0.9	2.0	1.1	0.3	-0.7
Creamery butter manufacturing.....	311512		-16.9	-2.2	-1.0	2.6	-1.5	3.0
Primary products.....		311512-P	-16.9	-2.2	-1.0	2.6	-1.5	3.0
Creamery butter.....		311512-0	-16.9	-2.2	-1.0	2.6	-1.5	3.0
Cheese manufacturing.....	311513		-14.9	-1.1	-0.2	-3.7	-2.5	-2.8
Primary products.....		311513-P	-14.0	-0.6	-0.1	-3.3	-2.4	-2.6
Raw liquid whey.....		311513-A	-39.7	-4.3	1.9	-1.3	-4.0	-3.9
Natural cheese (cheddar, Swiss, Italian, brick, cream, grated, dried etc.) excl. cottage cheese.....		311513-1	-13.1	-0.6	-0.2	-3.6	-2.7	-2.1
Natural cheese, except lowfat, shipped in consumer packages or containers (3 lbs. or less).....		311513-1111	-1.6	-0.6	-0.3	-0.3	-0.3	0.0
Natural cheese, except lowfat, shipped in packages or containers (more than 3 lbs.) or bulk.....		311513-1121	-22.4	-0.4	0.0	-6.2	-4.7	-4.5
Lowfat natural cheese, except cottage cheese, shipped in consumer packages (3 lbs. or less).....		311513-1131	1.5	-0.1	0.1	-0.3	-0.1	0.2
Lowfat natural cheese, except cottage cheese, shipped in packages (more than 3 lbs.) or in bulk.....		311513-1141	-28.1	-1.4	-0.7	-9.3	-7.0	-4.7
Process cheese and related products.....		311513-4	-18.2	0.1	0.1	-1.8	-1.0	-5.3
Process cheese, shipped in consumer packages or containers (3 lbs. or less).....		311513-41	-13.8	1.5	1.1	-2.4	-0.3	-4.1
All other process cheese and related products.....		311513-49	-21.7	-1.0	-0.7	-1.3	-1.5	-6.3
Process cheese, shipped in packages or containers (more than 3 lbs.) or in bulk.....		311513-4921	-20.5	-4.9	-5.8	5.1	-3.6	-4.4
Cheese food, spread, and other related products.....		311513-4961	-23.2	3.2	4.2	-7.0	0.5	-8.0
Secondary products and miscellaneous receipts.....		311513-SM						
Miscellaneous receipts.....		311513-M	3.4	-0.6	0.0	-0.2	-0.2	0.2
Secondary products.....		311513-S	-23.4	-5.1	-0.5	-7.0	-3.3	-4.2
Dry, condensed, and evaporated dairy products.....	311514		-20.8	-2.5	-0.2	-1.2	-2.8	-2.2
Primary products.....		311514-P	-22.0	-2.8	-0.1	-1.5	-3.0	-2.4
Ice cream mixes and related products.....		311514-A	-4.5	-0.9	0.2	-0.5	-0.7	0.5
Dairy product substitutes.....		311514-D	10.0	0.0	0.0	0.0	5.8	0.0
Dry milk products and mixtures.....		311514-1	-34.5	-4.2	-0.3	-2.4	-5.9	-4.2

See footnotes at end of table.

Table 12. Producer price index percentage changes for the net output of selected industries and their products, not seasonally adjusted — Continued
 [July 2023]

Title ¹	Industry code	Product code	Unadjusted 12-month percent change ²	Unadjusted 1-month percent change ²				
				July 2022 to July 2023 ^P	Feb. to Mar.	Mar. to Apr. ^P	Apr. to May ^P	May to June ^P
Dry, condensed, and evaporated dairy products - Continued								
Milk products, shipped in consumer-type cans, excluding substitutes.....		311514-5	0.4	-0.2	0.0	-0.1	-0.1	0.2
Concentrated milk products shipped in bulk (barrels, drums, and tanks).....		311514-7	-31.8	-3.7	0.9	0.0	-7.2	-1.5
Secondary products and miscellaneous receipts.....		311514-SM						
Secondary products.....		311514-S	-17.9	0.1	-0.9	—	—	-0.3
Ice cream and frozen dessert mfg.....	31152		4.9	0.1	0.8	0.0	0.1	0.2
Ice cream and frozen dessert manufacturing.....	311520		4.9	0.1	0.8	0.0	0.1	0.2
Primary products.....		311520-P	5.3	0.1	0.9	0.0	0.1	0.2
Ice cream and frozen dessert manufacturing.....		311520-0	5.3	0.1	0.9	0.0	0.1	0.2
Ice cream, incl. custards (excl. lowfat and nonfat) shipped in bulk (containers 3 gal or more).....		311520-01	-1.6	1.1	0.0	-0.1	0.1	-0.1
Ice cream, incl. custards (excl. lowfat and nonfat) shipped in sizes less than 3 gallons.....		311520-02	6.9	0.0	1.5	-0.1	-0.1	0.2
Ice cream, including custards (excluding lowfat and nonfat), novelty forms.....		311520-03	5.4	0.2	0.0	0.0	0.3	0.1
Ice cream, including custards, lowfat and nonfat.....		311520-04	3.7	0.0	0.2	0.0	0.0	-0.1
Frozen desserts containing fats other than butterfat (incl. soy, rice, almond, oats, etc.).....		311520-06	—	0.1	-0.1	0.2	0.9	0.0
Other frozen desserts (yogurt, sherbet, water ices, mellorine, frozen pudding, gelato, etc.).....		311520-09	5.4	-0.2	0.8	-0.4	0.1	0.7
Secondary products and miscellaneous receipts.....		311520-SM						
Miscellaneous receipts.....		311520-M	11.5	3.0	0.2	-0.2	0.1	0.0
Secondary products.....		311520-S	—	-0.3	0.1	0.5	0.4	0.3
Animal slaughtering & processing.....	31161		-5.0	2.1	-1.1	2.0	1.7	0.6
Animal, except poultry, slaughtering.....	311611		8.7	2.9	-2.7	6.0	4.1	1.2
Primary products.....		311611-P	9.0	3.0	-2.5	6.0	4.1	1.3
Pork, fresh/frozen, unprocessed, all cuts, except sausage, made in slaughtering plants.....		311611-A	-5.3	1.5	-12.3	-0.5	6.0	11.3
Pork, processed or cured, not canned or made into sausage, made in slaughtering plants.....		311611-G	11.5	15.4	-0.5	0.9	4.6	-11.3
Fresh and processed sausage, deli, and cooked meats, made in slaughtering plants.....		311611-J	-3.4	-1.3	-0.6	-5.5	3.7	3.1
Hides, skins, and pelts, made in slaughtering plants.....		311611-Q	-9.8	1.3	-0.4	0.8	-3.9	-2.1
Miscellaneous byproducts of slaughtering plants.....		311611-R	-9.2	-4.6	-5.5	-2.4	0.5	13.1
Beef, fresh or frozen, not canned or made into sausage, made in slaughtering plants.....		311611-1	19.8	4.6	0.9	10.6	4.5	-2.4
Beef, fresh/frozen whole/half carcass, not canned or made into sausage, misp.....		311611-10	9.4	1.0	5.1	-3.9	14.2	-8.8
Beef, fresh/frozen variety meats, not canned or made into sausage, made in slaughtering plants.....		311611-16	17.9	6.6	-0.9	9.1	0.1	-1.3
Beef, fresh/frozen, primal and subprimal cuts, made in slaughtering plants.....		311611-17	21.1	4.9	0.6	12.1	4.0	-1.9
Lamb/mutton, fresh or frozen, not canned or made into sausage, made in slaughtering plants.....		311611-7	56.0	0.5	-1.2	0.9	-0.7	-0.2
Secondary products and miscellaneous receipts.....		311611-SM						
Miscellaneous receipts.....		311611-M	-7.6	-0.2	-0.1	-2.4	-0.3	2.8
Secondary products.....		311611-S	-20.2	-5.2	-19.0	1.5	3.5	-5.4
Meat processed from carcasses.....	311612		4.6	2.2	0.5	0.5	0.3	2.6
Primary products.....		311612-P	4.7	2.3	0.5	0.5	0.3	2.8
Other processed, frozen, or cooked meats, made from purchased carcasses.....		311612-A	11.0	2.7	1.6	3.0	1.0	4.6
Boxed meat (beef, pork, lamb, etc.), made from purchased carcasses.....		311612-A1	12.4	0.2	2.6	0.6	-1.1	6.3
Frozen ground meat patties and other processed, frozen, or cooked meats, mfpc.....		311612-A5	9.5	3.6	1.3	3.8	1.7	4.0
Pork, processed or cured, not canned or made into sausage, mfpc.....		311612-1	-5.8	1.5	-0.6	-0.5	-0.9	-0.3
Pork, sweet-pickled, dry-cured, or dry salt, not canned or made into sausage, mfpc.....		311612-11	—	-0.2	0.0	0.1	—	—
Smoked hams and picnics, excluding canned, made from purchased carcasses.....		311612-12	16.3	13.8	-0.4	-0.8	0.4	0.2
Smoked slab bacon, made from purchased carcasses.....		311612-13	-25.0	-5.8	-8.0	2.9	-1.3	-1.1
Smoked sliced bacon, made from purchased carcasses.....		311612-14	-19.1	-1.2	-0.3	-1.7	-2.1	-1.1
Other smoked pork, not canned or made into sausage, made from purchased carcasses.....		311612-15	-2.8	-4.1	-0.3	2.7	-1.5	0.2
Boiled ham, barbecue pork, and other cooked pork, except canned meats and sausage, mfpc.....		311612-16	-5.1	-3.5	0.8	0.2	0.0	-0.1
Sausage and similar products, excluding canned, made from purchased carcasses.....		311612-4	0.3	2.5	-0.3	-2.3	-0.1	2.5
Fresh sausage (pork sausage, breakfast links, etc.), excluding canned, mfpc....		311612-41	4.2	6.2	-2.4	-6.0	0.4	4.9
Dry or semidry sausage (salami, cervelat, pepperoni, summer sausage, pork roll, etc), mfpc.....		311612-42	-4.4	1.2	1.0	-1.1	-0.3	0.7
Frankfurters, including wieners, excluding canned, made from purchased carcasses.....		311612-43	0.7	-0.5	0.4	1.6	-0.1	0.5

See footnotes at end of table.

Table 12. Producer price index percentage changes for the net output of selected industries and their products, not seasonally adjusted — Continued
 [July 2023]

Title ¹	Industry code	Product code	Unadjusted 12-month percent change ²	Unadjusted 1-month percent change ²				
			July 2022 to July 2023 ^P	Feb. to Mar.	Mar. to Apr. ^P	Apr. to May ^P	May to June ^P	June to July ^P
Meat processed from carcasses - Continued								
Other sausage (smoked or cooked) & jellied goods & similar preparations, excluding canned, mfgc.....		311612-44	3.2	0.9	0.5	-1.1	-0.6	3.2
Secondary products and miscellaneous receipts.....		311612-SM						
Secondary products.....		311612-S	-2.4	-0.1	-0.1	-2.4	-0.4	-1.5
Rendering and meat byproduct processing.....	311613		-9.4	-0.9	0.7	-1.7	-1.0	-1.1
Primary products.....		311613-P	-8.9	-0.7	0.7	-1.8	-1.0	-1.1
Lard, inedible tallow, and other greases, excluding wool grease.....		311613-2	-24.4	-8.7	-2.8	-4.2	0.8	-1.2
Animal and marine feed and fertilizer byproducts.....		311613-5	2.7	4.7	2.7	-0.4	-2.0	-1.0
Meat and bone meal.....		311613-51	-5.8	2.4	6.7	-1.0	-1.4	-0.3
Animal and marine feed and fertilizer byproducts, except meat and bone meal..		311613-52	9.0	6.7	-0.7	0.1	-2.5	-1.7
Secondary products and miscellaneous receipts.....		311613-SM						
Poultry processing.....	311615		-27.4	1.3	-0.2	-1.8	-0.4	-2.3
Primary products.....		311615-P	-27.6	1.4	-0.2	-1.8	-0.5	-2.3
Processed poultry and small game (except soups), containing 20 percent or more poultry or meat.....		311615-D	-38.2	7.4	-0.1	-3.5	3.2	-6.4
Young chickens, including bulk, chilled, frozen, whole, and in parts.....		311615-1	-21.2	2.8	1.7	0.9	-0.6	-0.1
Turkeys (including frozen, whole, and parts).....		311615-7	-32.4	-10.8	-6.8	-8.9	-7.4	-3.1
Other poultry and small game (including frozen), whole, and parts.....		311615-9	7.9	0.0	0.0	-0.9	0.2	-1.1
Secondary products and miscellaneous receipts.....		311615-SM						
Secondary products.....		311615-S	-23.5	-9.2	3.9	-4.2	4.7	-0.6
Seafood product preparation & packaging.....	3117		-2.0	0.3	-0.3	-1.1	-0.6	1.1
Seafood product preparation and packaging.....	31171		-2.0	0.3	-0.3	-1.1	-0.6	1.1
Seafood product preparation and packaging.....	311710		-2.0	0.3	-0.3	-1.1	-0.6	1.1
Primary products.....		311710-P	-2.2	0.3	-0.3	-1.1	-0.6	1.1
Prepared frozen shellfish.....		311710-3	-20.5	-0.1	-1.9	-5.6	-1.9	-2.2
Prepared fresh fish/seafood, inc. surimi/surimi-based products.....		311710-6	-0.6	-0.7	-2.5	-0.8	-0.2	2.0
Prepared frozen fish.....		311710-7	-5.7	0.1	0.0	0.1	-3.1	0.0
Other prepared fresh and frozen seafood.....		311710-9	28.1	6.8	0.2	0.6	5.4	5.9
Secondary products and miscellaneous receipts.....		311710-SM						
Secondary products.....		311710-S	-	0.0	0.9	0.7	0.0	0.2
Bakeries & tortilla mfg.....	3118		7.0	0.6	-0.5	0.2	0.4	0.2
Bread & bakery product mfg.....	31181		7.4	0.8	0.1	-0.1	0.6	0.1
Retail bakeries.....	311811		6.2	0.7	0.0	0.3	0.0	0.2
Primary products.....		311811-P	6.4	0.8	0.0	0.3	0.0	0.0
Retail bakery products.....		311811-0	6.4	0.8	0.0	0.3	0.0	0.0
Secondary products and miscellaneous receipts.....		311811-SM						
Commercial bakeries.....	311812		7.6	0.4	0.1	-0.3	0.7	0.1
Primary products.....		311812-P	7.9	0.6	0.1	-0.3	0.7	0.1
Bread (white, wheat, rye, etc.), including frozen.....		311812-1	9.8	2.1	-0.7	-0.4	1.5	2.1
White pan bread.....		311812-15	10.8	-0.2	-0.1	0.3	0.5	2.5
White hearth bread (French, Italian, etc.).....		311812-16	5.9	0.0	0.0	0.2	0.0	0.5
Dark wheat breads (whole wheat, cracked wheat, multigrain, etc.).....		311812-17	12.1	3.2	-1.8	1.6	1.6	3.5
Other variety breads (rye, unleavened, raisin, potato, self-rising, salt-free, canned, etc.).....		311812-18	8.3	6.7	-1.2	-3.9	4.2	1.3
Rolls, bread-type (including muffins, bagels, and croissants), including frozen.....		311812-5	6.9	-0.6	1.0	-1.6	0.1	-1.7
Rolls, hamburger and wiener.....		311812-51	6.5	-2.7	2.5	-1.2	-3.0	-2.5
All other rolls, bread-type (incl. muffins, bagels, and croissants).....		311812-59	6.2	1.2	-0.2	-2.0	2.9	-1.1
Soft cakes, excluding frozen.....		311812-7	2.9	0.1	-0.5	2.0	1.2	-0.4
Other sweet goods, excluding frozen.....		311812-9	11.4	0.4	0.4	1.7	0.0	0.0
Secondary products and miscellaneous receipts.....		311812-SM						
Miscellaneous receipts.....		311812-M	3.7	-0.3	0.3	0.3	0.0	0.3
Secondary products.....		311812-S	4.8	-1.8	0.2	0.4	0.0	0.3
Frozen cakes and other pastries manufacturing.....	311813		7.3	3.2	0.2	0.3	0.3	0.0
Primary products.....		311813-P	7.3	3.6	0.2	0.3	0.3	0.0
Frozen cakes, pies, and other pastries.....		311813-0	7.3	3.6	0.2	0.3	0.3	0.0
Secondary products and miscellaneous receipts.....		311813-SM						
Secondary products.....		311813-S	6.9	0.1	0.3	0.3	0.2	0.0
Cookie, cracker & pasta mfg.....	31182		5.1	0.1	-1.9	1.0	0.0	0.4
Cookie and cracker manufacturing.....	311821		5.0	0.3	0.0	2.0	0.0	1.8
Primary products.....		311821-P	4.8	0.0	0.0	2.3	0.0	2.0
Crackers, biscuits, and related products.....		311821-2	5.2	0.0	0.0	0.0	0.0	5.1

See footnotes at end of table.

Table 12. Producer price index percentage changes for the net output of selected industries and their products, not seasonally adjusted — Continued
 [July 2023]

Title ¹	Industry code	Product code	Unadjusted 12-month percent change ²	Unadjusted 1-month percent change ²				
				July 2022 to July 2023 ^P	Feb. to Mar.	Mar. to Apr. ^P	Apr. to May ^P	May to June ^P
Cookie and cracker manufacturing - Continued								
Saltines and all other crackers, cracker meal and crumbs, and biscuits.....		311821-24	5.2	0.0	0.0	0.0	0.0	5.1
Cookies, wafers, and ice cream cones and cups (excluding frozen).....		311821-4	4.6	0.0	0.0	3.8	0.0	0.0
Secondary products and miscellaneous receipts.....		311821-SM						
Secondary products.....		311821-S	9.5	2.9	0.0	0.0	0.0	0.3
Dry pasta, dough, and flour mixes manufacturing from purchased flour.....								
Primary products.....	311824	311824-P	5.1	-0.1	-3.3	0.2	0.0	-0.6
Prepared flour mixes (incl refrigerated & frozen doughs & batters) made from purchased flour.....		311824-1	5.4	-0.1	-3.6	0.1	0.0	-0.7
Flour mixes (refrigerated & frozen doughs & batters), ex cake mixes, made from purchased flour.....		311824-12	7.1	-0.1	-0.9	0.1	0.0	0.0
Dry macaroni, spaghetti and egg noodle products (excluding canned or frozen).....		311824-3	7.1	-0.1	-1.0	0.2	0.0	0.0
Secondary products and miscellaneous receipts.....		311824-SM	1.6	0.0	-8.4	0.0	0.0	-2.0
Secondary products.....		311824-S	0.6	0.0	2.0	3.7	0.1	-0.1
Tortilla mfg.....	31183		14.7	1.2	0.3	0.0	0.0	0.0
Tortilla manufacturing.....								
Primary products.....	311830	311830-P	14.7	1.2	0.3	0.0	0.0	0.0
Tortillas, sold in bulk or packages, excluding frozen or canned.....		311830-0	16.8	1.0	0.3	0.0	0.0	0.0
Secondary products and miscellaneous receipts.....		311830-SM	16.8	1.0	0.3	0.0	0.0	0.0
Miscellaneous receipts.....		311830-M	7.0	0.5	0.0	0.0	0.0	0.0
Secondary products.....		311830-S	-	5.6	0.6	0.0	-0.4	-
Other food manufacturing.....	3119		1.8	1.2	0.6	-1.5	-1.3	0.3
Snack food mfg.....	31191		8.9	1.5	0.2	3.2	0.8	0.8
Roasted nuts and peanut butter manufacturing.....								
Primary products.....	311911	311911-P	3.5	0.0	0.6	0.7	3.1	2.8
Nuts and seeds (salted, roasted, cooked, or blanched).....		311911-1	3.6	0.0	0.7	0.7	3.2	2.8
Nuts (salted, roasted, cooked, or blanched), sold in bulk.....		311911-11	3.2	-0.2	0.7	0.8	3.0	3.1
Canned nuts (salted, roasted, cooked, or blanched).....		311911-12	-0.1	-0.1	0.9	0.8	3.3	3.5
All other packaged nuts, including all types of seeds (salted, roasted, cooked, or blanched).....		311911-13	-1.3	2.2	-2.9	2.3	0.0	0.0
Peanut butter.....		311911-4	-2.2	-2.2	0.0	0.9	0.0	-1.1
Secondary products and miscellaneous receipts.....		311911-SM	7.1	2.0	0.5	-0.4	4.6	-0.1
Secondary products.....		311911-S	7.4	-2.6	0.0	0.1	0.8	2.0
Other snack food manufacturing.....								
Primary products.....	311919	311919-P	11.5	2.2	0.0	4.4	-0.2	-0.1
Potato chips and sticks, plain and flavored.....		311919-1	12.0	2.3	0.0	4.5	-0.2	-0.1
Corn chips and related products.....		311919-4	14.7	0.3	0.0	6.9	-0.4	-0.2
Other chips, sticks (hard pretzels, bacon rinds, popcorn (except candied), etc.).....		311919-7	8.7	4.7	0.0	0.0	-0.5	0.0
Secondary products and miscellaneous receipts.....		311919-SM	12.3	1.8	0.0	7.2	0.3	0.0
Coffee & tea mfg.....	31192		7.8	-0.3	0.2	0.3	-0.1	0.0
Coffee and tea manufacturing.....								
Primary products.....	311920	311920-P	7.8	-0.3	0.2	0.3	-0.1	0.0
Roasted coffee.....		311920-1	8.5	-0.3	0.2	0.3	-0.1	0.0
Coffee, concentrated, including coffee substitutes.....		311920-5	8.5	-0.4	0.4	0.2	-0.1	0.0
Tea in consumer packages.....		311920-7	0.2	0.0	0.0	0.0	0.0	0.0
Secondary products and miscellaneous receipts.....		311920-SM	14.6	0.9	-0.7	0.5	-0.1	0.3
Miscellaneous receipts.....		311920-M	-	0.0	0.0	0.0	0.0	-
Flavoring syrup & concentrate mfg.....	31193		5.0	0.4	0.8	-0.8	0.1	-0.1
Flavoring syrup and concentrate manufacturing.....								
Primary products.....	311930	311930-P	5.0	0.4	0.8	-0.8	0.1	-0.1
Liquid beverage bases, excluding use by soft drink bottlers.....		311930-1	5.5	0.0	0.8	-0.8	0.4	0.0
Soft drink flavoring syrup, sold in bulk.....		311930-6	5.5	0.0	2.8	-2.7	1.2	0.0
Other flavoring agents (except chocolate syrups).....		311930-8	7.5	0.0	0.0	0.0	0.0	0.0
Secondary products and miscellaneous receipts.....		311930-SM	3.6	-0.1	0.0	0.0	0.0	0.0
Secondary products.....		311930-S	-	0.0	0.0	0.0	-	-
Seasoning & dressing mfg.....	31194		8.0	0.4	0.7	0.1	-0.2	2.0
Mayonnaise, dressing, and sauce manufacturing.....								
Primary products.....	311941	311941-P	14.0	0.8	1.3	0.2	-0.4	3.8
Vinegar and cider.....		311941-1	13.9	0.8	1.4	0.0	-0.4	4.2
Prepared sauces, excluding tomato-based sauces and sauces comprised of 20 percent or more meat.....		311941-4	5.2	0.0	4.1	0.0	0.0	0.0
Mayonnaise, salad dressings, and sandwich spreads.....		311941-7	20.9	0.0	2.5	0.0	-0.5	8.0
			8.7	1.7	0.0	0.0	-0.4	0.8

See footnotes at end of table.

Table 12. Producer price index percentage changes for the net output of selected industries and their products, not seasonally adjusted — Continued
 [July 2023]

Title ¹	Industry code	Product code	Unadjusted 12-month percent change ²	Unadjusted 1-month percent change ²				
				July 2022 to July 2023 ^P	Feb. to Mar.	Mar. to Apr. ^P	Apr. to May ^P	May to June ^P
Mayonnaise, dressing, and sauce manufacturing - Continued								
Spoon-type salad dressing incl. mayonnaise, sandwich spreads, refrigerated dressings, semisolid.....		311941-75	5.9	2.0	0.0	0.0	-0.7	1.4
Pourable-type salad dressing (reduced calorie, cheese, vinegar and oil, etc.)....		311941-76	11.4	1.3	0.0	0.0	0.0	0.0
Secondary products and miscellaneous receipts.....		311941-SM						
Miscellaneous receipts.....		311941-M	2.1	0.0	2.1	0.0	0.0	0.0
Secondary products.....		311941-S	14.0	0.8	0.1	2.6	-0.4	0.2
Spice and extract manufacturing.....	311942		2.3	-0.1	0.0	0.0	0.1	0.0
Primary products.....		311942-P	2.2	-0.1	0.0	0.0	0.1	0.0
Table salt (evaporated), pepper (white and black), and other spices.....		311942-1	1.7	0.1	0.0	0.0	0.2	0.0
Pepper and other spices in commercial sizes (1 lb or more).....		311942-16	3.1	0.0	0.0	0.0	0.6	-0.2
Flavoring extracts, emulsions, liquid flavors, and food colorings.....		311942-6	1.9	0.0	0.0	0.0	0.0	0.0
Dry mix food preparations.....		311942-7	3.8	-0.4	0.0	-0.1	0.0	0.0
Secondary products and miscellaneous receipts.....		311942-SM						
All other food mfg.....	31199		-12.0	2.4	1.1	-8.7	-5.9	-1.4
Perishable prepared food manufacturing.....	311991		4.5	-2.3	0.0	4.1	-0.8	-2.7
Primary products.....		311991-P	4.9	-2.4	0.0	4.2	-0.9	-2.8
Perishable prepared foods.....		311991-0	4.9	-2.4	0.0	4.2	-0.9	-2.8
Secondary products and miscellaneous receipts.....		311991-SM						
Miscellaneous receipts.....		311991-M	4.1	0.0	0.0	1.6	0.0	0.0
All other miscellaneous food manufacturing.....	311999		-24.3	6.4	2.0	-18.7	-11.0	0.0
Primary products.....		311999-P	-25.6	6.6	3.0	-20.2	-11.8	0.1
All other miscellaneous manufactured foods.....		311999-0	-25.6	6.6	3.0	-20.2	-11.8	0.1
Secondary products and miscellaneous receipts.....		311999-SM						
Beverage & tobacco mfg.....	312		9.3	0.1	-0.2	1.6	0.2	-0.4
Beverage mfg.....	3121		8.2	0.1	-0.3	1.5	0.3	-1.1
Soft drink & ice mfg.....	31211		12.5	0.0	-0.9	3.1	0.7	-2.2
Soft drink manufacturing.....	312111		13.7	-0.2	-1.0	3.5	0.9	-2.5
Primary products.....		312111-P	13.8	-0.2	-1.0	3.5	1.0	-2.7
Soft drinks, non-carbonated.....		312111-A	19.3	-0.2	-3.1	12.1	1.2	-7.6
Soft drinks, non-carbonated, all other types.....		312111-A3	11.0	-0.2	0.1	-1.1	0.8	-0.5
Soft drinks, non-carbonated, fruit drinks, cocktails, ades.....		312111-A4	24.7	-0.2	-4.8	19.2	1.3	-10.7
Soft drinks, bottled, canned, glass, plastic, carbonated.....		312111-2	11.6	-0.2	-0.1	0.0	1.0	-0.4
Secondary products and miscellaneous receipts.....		312111-SM						
Miscellaneous receipts.....		312111-M	6.0	0.3	0.0	6.6	-2.4	-0.5
Secondary products.....		312111-S	12.1	0.5	0.1	0.3	-1.2	1.4
Bottled water manufacturing.....	312112		3.6	0.9	-0.2	0.8	-0.7	-0.6
Primary products.....		312112-P	3.7	0.9	-0.2	0.7	-0.7	-0.6
Bottled water.....		312112-0	3.7	0.9	-0.2	0.7	-0.7	-0.6
Secondary products and miscellaneous receipts.....		312112-SM						
Secondary products.....		312112-S2	3.0	0.9	-0.2	2.8	0.1	0.0
Ice manufacturing.....	312113		18.5	0.4	0.0	1.0	0.0	0.8
Primary products.....		312113-P	19.0	0.4	0.0	1.0	0.0	0.9
Ice, manufactured (cubed, crushed, etc.), including can or block.....		312113-0	19.0	0.4	0.0	1.0	0.0	0.9
Secondary products and miscellaneous receipts.....		312113-SM						
Miscellaneous receipts.....		312113-M	1.4	0.0	0.0	0.0	0.0	0.0
Breweries.....	31212		2.3	-0.1	0.0	-0.1	-0.1	0.0
Breweries.....	312120		2.3	-0.1	0.0	-0.1	-0.1	0.0
Primary products.....		312120-P	2.0	-0.1	-0.1	-0.1	-0.1	0.0
Canned beer and ale case goods.....		312120-1	1.9	-0.2	-0.2	0.0	0.0	0.0
Bottled beer and ale case goods.....		312120-5	2.7	-0.3	-0.1	0.0	-0.1	0.0
Beer and ale in barrels and kegs.....		312120-7	1.2	-0.1	0.1	-0.1	-0.3	0.0
All other malt beverages and brewing products.....		312120-9	4.2	0.2	-0.3	0.1	0.1	-0.3
Secondary products and miscellaneous receipts.....		312120-SM						
Miscellaneous receipts.....		312120-M	-3.3	0.0	0.0	0.0	0.0	0.0
Wineries.....	31213		7.5	0.3	0.5	0.3	0.1	-0.2
Wineries.....	312130		7.5	0.4	0.5	0.3	0.1	-0.2
Primary products.....		312130-P	7.7	0.3	0.3	0.3	0.1	-0.2
Wines, brandy, and brandy spirits.....		312130-0	7.7	0.3	0.3	0.3	0.1	-0.2
Wines, white, red, and rose grape, and other fruits, 14 percent or less alcohol...		312130-08	3.3	0.3	0.3	0.3	0.1	-0.3
Wines, white grape, 14 percent or less alcohol content.....		312130-0811	6.1	0.5	0.3	0.3	0.0	0.0

See footnotes at end of table.

Table 12. Producer price index percentage changes for the net output of selected industries and their products, not seasonally adjusted — Continued
 [July 2023]

Title ¹	Industry code	Product code	Unadjusted 12-month percent change ²	Unadjusted 1-month percent change ²				
				July 2022 to July 2023 ^P	Feb. to Mar.	Mar. to Apr. ^P	Apr. to May ^P	May to June ^P
Wineries - Continued								
Wines, red grape, 14 percent or less alcohol content.....		312130-0821	0.7	0.2	0.4	0.4	0.2	-0.6
Wines, rose grape and other fruits and berries, 14 percent or less alcohol. . .		312130-0831	2.9	0.2	0.0	0.0	0.0	0.0
Wines, dessert, effervescent, and wine coolers.....		312130-09	3.7	0.4	0.2	0.2	0.0	0.0
All other wines, brandy, and brandy spirits.....		312130-0B	24.5	-0.2	0.4	0.3	0.5	0.2
Secondary products and miscellaneous receipts.....		312130-SM						
Miscellaneous receipts.....		312130-M	10.2	2.0	6.5	0.0	0.0	1.9
Distilleries.....	31214		5.4	1.2	-0.2	0.2	0.0	0.0
Distilleries.....	312140		5.4	1.2	-0.2	0.2	0.0	0.0
Primary products.....		312140-P	5.3	1.2	-0.2	0.2	0.0	0.0
Distilled liquor, excluding brandy.....		312140-2	10.6	2.6	0.0	0.0	0.0	0.0
Distilled whiskey, all other distilled liquor, excluding brandy.....		312140-22	3.0	2.6	0.0	0.0	0.0	0.0
Bottled liquor, excluding brandy.....		312140-5	0.6	0.0	-0.3	0.3	-0.1	0.0
Bottled whiskey.....		312140-5B	-1.1	0.0	0.0	0.1	-0.1	0.0
Bottled gin, vodka, rum, cordials, cocktails, and similiar compounds.....		312140-5C	2.6	0.0	-0.8	0.7	0.0	0.0
Secondary products and miscellaneous receipts.....		312140-SM						
Miscellaneous receipts.....		312140-M	13.8	0.0	0.0	0.0	0.0	0.0
Tobacco mfg.....	3122		11.1	0.0	0.1	1.8	0.0	1.0
Tobacco manufacturing.....	31223		11.1	0.0	0.1	1.8	0.0	1.0
Tobacco manufacturing.....	312230		11.1	0.0	0.1	1.8	0.0	1.0
Primary products.....		312230-P	11.2	0.0	0.1	1.8	0.0	1.0
Tobacco stemming and redrying.....		312230-0	2.7	-0.4	0.3	0.0	-0.1	0.0
Tobacco, unstemmed leaf, redried before packing.....		312230-01	3.2	-0.6	0.5	0.0	-0.1	0.0
Tobacco, stemmed.....		312230-04	-	0.0	0.0	0.0	0.0	-
Cigarettes, excluding electronic.....		312230-1	12.2	0.0	0.0	1.9	0.0	1.1
Other tobacco products.....		312230-9	7.1	0.2	0.8	1.3	0.2	0.2
Cigars.....		312230-91	6.9	0.0	4.5	0.1	1.3	1.0
Chewing and smoking tobacco.....		312230-94	6.9	0.3	0.0	1.7	0.0	0.0
Secondary products and miscellaneous receipts.....		312230-SM						
Textile mills.....	313		-3.8	-0.2	-0.1	-0.5	-0.1	-0.4
Fiber, yarn, and thread mills.....	3131		-15.4	-2.0	-1.0	-1.0	0.3	0.3
Fiber, yarn, and thread mills.....	31311		-15.4	-2.0	-1.0	-1.0	0.3	0.3
Fiber, yarn, and thread mills.....	313110		-15.4	-2.0	-1.0	-1.0	0.3	0.3
Primary products.....		313110-P	-15.4	-2.0	-1.0	-1.0	0.3	0.3
Spun yarns.....		313110-4	-22.5	-3.6	0.0	-0.2	0.1	0.0
Cotton spun yarns.....		313110-42	-20.7	-0.2	0.0	-0.2	0.4	0.0
Rayon, acetate, and lyocell spun yarns.....		313110-45	-	2.2	0.0	0.0	0.0	0.0
Noncellulosic fiber and other natural fiber (excluding cotton and wool) spun yarns.....		313110-47	-23.8	0.0	0.4	-0.9	-0.6	-0.1
Other noncellulosic fiber & other natural fiber yarns, spun & finished in the same est.....		313110-475	-	0.0	1.2	-2.8	-2.3	0.0
Textured and twisted yarns.....		313110-6	-5.9	-0.5	-2.0	-1.9	0.4	0.6
Textured/crimped/bulked filament yarns, incl. stretch yarn, made from purchased filament yarn.....		313110-6H	-	-0.5	-2.1	-1.9	0.6	0.6
Fabric mills.....	3132		1.2	0.1	0.1	-0.2	-0.2	-0.4
Broadwoven fabric mills.....	31321		3.0	1.0	0.8	0.0	0.1	-0.7
Broadwoven fabric mills.....	313210		3.0	1.0	0.8	0.0	0.1	-0.7
Primary products.....		313210-P	2.8	0.9	0.8	0.0	0.1	-0.7
Fabricated textile products, made in weaving mills.....		313210-W	-5.6	-0.7	-2.9	-0.4	0.8	0.0
Cotton broadwoven fabrics.....		313210-4	5.6	3.2	3.3	0.2	0.0	-2.4
Manmade, silk, and other natural fiber (excluding cotton and wool) broadwoven fabrics.....		313210-8	0.9	0.2	0.1	-0.1	0.1	-0.1
Greige manmade, silk, and other natural fiber (exc cotton/wool) broadwoven fabrics.....		313210-81	0.0	0.3	0.0	-0.2	0.0	-0.1
Finished manmade, silk, & natural fiber (exc cotton/wool) broadwoven, finished in weaving mills.....		313210-83	2.6	0.1	0.3	0.1	0.2	-0.3
Secondary products and miscellaneous receipts.....		313210-SM						
Narrow fabric mills and schiffli embroidery.....	31322		2.5	0.0	-0.5	0.8	-0.8	-0.7
Narrow fabric mills and schiffli embroidery.....	313220		2.5	0.0	-0.5	0.8	-0.8	-0.7
Primary products.....		313220-P	2.8	0.0	-0.5	0.8	-0.8	-0.7
Woven narrow fabrics (12 inches or less in width).....		313220-2	0.2	0.0	-0.8	0.9	-1.3	-1.0
Braided narrow fabrics (12 inches or less in width).....		313220-4	6.9	-0.2	0.0	0.0	1.1	0.0

See footnotes at end of table.

Table 12. Producer price index percentage changes for the net output of selected industries and their products, not seasonally adjusted — Continued
 [July 2023]

Title ¹	Industry code	Product code	Unadjusted 12-month percent change ²	Unadjusted 1-month percent change ²				
				July 2022 to July 2023 ^P	Feb. to Mar.	Mar. to Apr. ^P	Apr. to May ^P	May to June ^P
Narrow fabric mills and schiffli embroidery - Continued								
Secondary products and miscellaneous receipts.....		313220-SM						
Secondary products.....		313220-S	3.8	0.0	0.0	0.0	0.0	0.0
Nonwoven fabric mills.....	31323		-0.7	-0.4	-0.2	-0.4	-0.3	-0.2
Nonwoven fabric mills.....	313230		-0.7	-0.4	-0.2	-0.4	-0.3	-0.2
Primary products.....		313230-P	-0.5	-0.4	-0.2	-0.4	-0.3	-0.2
Nonwoven fabrics.....		313230-1	-1.7	-0.6	-0.1	-0.4	-0.2	-0.1
Pressed, punched, or needled felts, excluding hats.....		313230-5	-5.3	2.7	-2.7	-1.7	-3.5	-0.9
Secondary products and miscellaneous receipts.....		313230-SM1						
Knit fabric mills.....	31324		4.9	0.3	0.1	-0.2	0.1	-0.2
Knit fabric mills.....	313240		4.9	0.3	0.1	-0.2	0.1	-0.2
Primary products.....		313240-P	5.3	0.3	0.1	-0.2	0.1	-0.2
Weft (circular) knit fabrics.....		313240-2	3.6	0.0	0.4	-0.6	-0.1	-0.5
Weft (circular) knit fabrics, greige goods (excluding hosiery).....		313240-21	0.2	0.0	0.0	-0.6	-0.2	-1.5
Weft (circular) knit fabrics, knit and finished in the same establishment (excl hosiery).....		313240-23	5.7	0.0	0.7	-0.6	0.0	0.0
Other knit fabrics and laces.....		313240-4	7.0	0.5	-0.3	0.1	0.2	0.0
Warp knit fabrics, greige goods (excluding hosiery).....		313240-41	1.7	0.2	0.0	-0.6	0.6	0.0
Warp knit fabrics, knit and finished in same establishment.....		313240-43	10.8	0.8	-0.6	0.6	-0.1	0.0
Secondary products and miscellaneous receipts.....		313240-SM1						
Textile and fabric finishing mills.....	3133		-2.4	0.7	0.4	-0.5	-0.3	-0.9
Textile and fabric finishing mills.....	31331		-4.8	0.8	0.5	-0.7	-0.8	-1.2
Textile and fabric finishing mills.....	313310		-4.8	0.8	0.5	-0.7	-0.8	-1.2
Primary products.....		313310-P	-5.1	0.8	0.5	-0.7	-0.8	-1.2
Textile and fabric finishing, except broadwoven.....		313310-B	-2.1	0.3	0.3	0.8	-0.2	-1.9
Finished broadwoven fabrics, finished in finishing mills.....		313310-4	-8.1	1.0	0.6	-1.3	-1.0	-1.0
Commission finishing of cotton broadwoven fabrics.....		313310-43	7.7	0.5	0.3	-0.1	0.0	0.0
Other finished broadwoven fabrics (excl. cotton and wool), finished in finishing mills.....		313310-45	-22.4	0.6	1.5	-3.2	-2.8	-2.5
Other commission finishing of broadwoven fabrics (excl. cotton & wool).....		313310-47	7.9	1.5	0.0	0.0	0.1	0.0
Secondary products and miscellaneous receipts.....		313310-SM						
Fabric coating mills.....	31332		3.3	0.6	0.1	-0.2	0.8	-0.4
Fabric coating mills.....	313320		3.3	0.6	0.1	-0.2	0.8	-0.4
Primary products.....		313320-P	3.4	0.6	0.1	-0.2	0.8	-0.4
Vinyl coated fabrics, including expanded vinyl coated.....		313320-1	0.5	0.0	0.0	-0.4	0.1	0.0
Rubber coated fabrics, garments, and footwear.....		313320-4	4.5	0.0	0.0	-0.3	0.0	0.0
Coated or laminated fabrics and coated yarns, incl. impregnated fabrics.....		313320-5	4.4	0.9	0.2	-0.1	1.3	-0.7
Secondary products and miscellaneous receipts.....		313320-SM						
Secondary products.....		313320-S	2.5	0.0	0.1	0.1	-0.1	-0.4
Textile product mills.....	314		3.0	0.0	0.2	-0.1	-0.1	0.3
Textile furnishings mills.....	3141		1.9	-0.1	0.4	-0.1	-0.4	0.1
Carpet and rug mills.....	31411		1.5	-0.3	0.5	-0.2	-0.5	0.0
Carpet and rug mills.....	314110		1.5	-0.3	0.5	-0.2	-0.5	0.0
Primary products.....		314110-P	1.3	-0.3	0.5	-0.2	-0.5	0.0
Carpet and rugs.....		314110-0	1.3	-0.3	0.5	-0.2	-0.5	0.0
Secondary products and miscellaneous receipts.....		314110-SM						
Curtain and linen mills.....	31412		2.7	0.2	0.2	0.0	0.0	0.4
Curtain and linen mills.....	314120		2.7	0.2	0.2	0.0	0.0	0.4
Primary products.....		314120-P	2.5	0.2	0.1	0.0	0.0	0.4
Curtains and draperies, made from purchased materials.....		314120-1	7.5	0.0	0.0	0.0	0.0	1.2
Other household textile products, made from purchased materials.....		314120-8	1.0	0.3	0.2	0.0	0.0	0.0
Bedspreads, made from purchased materials.....		314120-83	0.0	0.0	0.0	0.0	0.0	0.0
Other household furnishings, made from purchased materials.....		314120-89	1.2	0.4	0.2	0.0	0.0	0.0
Secondary products and miscellaneous receipts.....		314120-SM						
Miscellaneous receipts.....		314120-M	5.1	0.0	1.7	0.0	0.0	0.8
Secondary products.....		314120-S	4.4	0.0	0.0	0.0	0.0	0.0
Other textile product mills.....	3149		4.4	0.1	-0.1	-0.1	0.1	0.6
Textile bag and canvas mills.....	31491		2.9	0.0	0.1	0.0	0.0	1.6
Textile bag and canvas mills.....	314910		2.9	0.0	0.1	0.0	0.0	1.6

See footnotes at end of table.

Table 12. Producer price index percentage changes for the net output of selected industries and their products, not seasonally adjusted — Continued
 [July 2023]

Title ¹	Industry code	Product code	Unadjusted 12-month percent change ²	Unadjusted 1-month percent change ²				
				July 2022 to July 2023 ^P	Feb. to Mar.	Mar. to Apr. ^P	Apr. to May ^P	May to June ^P
Textile bag and canvas mills - Continued								
Primary products.....		314910-P	3.0	0.0	0.1	0.0	0.0	1.7
Textile bags.....		314910-1	5.5	0.0	0.0	0.0	0.0	0.0
Canvas and related products.....		314910-5	2.7	0.0	0.1	0.0	0.0	2.0
Secondary products and miscellaneous receipts.....		314910-SM						
Miscellaneous receipts.....		314910-M	0.0	0.0	0.0	0.0	0.0	0.0
Secondary products.....		314910-S	2.6	0.0	0.0	0.0	0.1	0.0
All other textile product mills.....	31499		5.1	0.2	-0.2	-0.2	0.2	0.1
Rope, twine, tire cord, and tire fabric mills.....	314994		-3.9	-0.1	-0.6	-1.0	-0.1	0.1
Primary products.....		314994-P	-4.7	-0.1	-0.7	-1.0	-0.1	0.1
Rope, cordage, and twine.....		314994-4	3.6	-0.1	0.1	0.1	-0.2	0.2
Tire cord and tire fabrics.....		314994-7	-10.9	0.0	-1.3	-2.0	0.0	0.0
Secondary products and miscellaneous receipts.....		314994-SM						
Miscellaneous receipts.....		314994-M	12.7	-0.6	-0.1	0.2	0.3	0.0
All other miscellaneous textile product mills.....	314999		8.3	0.3	-0.1	0.1	0.3	0.1
Primary products.....		314999-P	9.0	0.3	-0.1	0.1	0.4	0.0
Embroideries (excluding Schiffli machine products) and embroidery contractors. . .		314999-6	3.9	0.0	0.0	0.6	0.0	0.0
Trimmings and findings, excluding automobile and apparel.....		314999-7	8.1	7.7	0.0	0.0	0.0	0.0
All other miscellaneous fabricated textile products.....		314999-8	10.5	0.1	-0.2	0.1	0.5	0.1
Secondary products and miscellaneous receipts.....		314999-SM						
Miscellaneous receipts.....		314999-M	6.3	0.2	0.0	0.0	0.0	0.6
Secondary products.....		314999-S	3.1	0.0	0.3	0.0	0.0	0.0
Apparel manufacturing.....	315		2.7	0.0	0.0	0.4	0.1	0.0
Apparel knitting mills.....	3151		0.8	0.0	0.0	0.0	0.0	0.0
Apparel Knitting Mills.....	31512		-	0.0	0.0	0.0	0.0	0.0
Apparel knitting mills.....	315120		-	0.0	0.0	0.0	0.0	0.0
Primary products.....		315120-P	-	0.0	0.0	0.0	0.0	0.0
Hosiery and socks.....		315120-1	-0.1	0.0	0.0	0.0	0.0	0.0
Hosiery and socks.....		315120-10	-0.1	0.0	0.0	0.0	0.0	0.0
Other apparel knitting mills.....		315120-2	4.9	0.0	0.0	0.0	0.0	0.0
Secondary products and miscellaneous receipts.....		315120-SM						
Cut and sew apparel manufacturing.....	3152		2.6	0.0	0.0	0.5	0.0	0.0
Cut and sew apparel contractors.....	31521		7.1	0.0	0.0	0.0	0.0	0.0
Cut and sew apparel contractors.....	315210		7.1	0.0	0.0	0.0	0.0	0.0
Primary products.....		315210-P	7.4	0.0	0.0	0.0	0.0	0.0
Contract receipts for women's, girls', and infants' apparel.....		315210-2	-	0.0	-	-	-	-
Contract receipts for men's and boys' (including unisex) apparel.....		315210-4	8.0	0.0	0.0	0.0	0.0	0.0
Contract receipts for men's and boys' pants, work apparel, and other outerwear.....		315210-48	9.8	0.0	0.0	0.0	0.0	0.0
Secondary products and miscellaneous receipts.....		315210-SM						
Cut and sew apparel manufacturing (except contractors).....	31525		-	0.0	0.0	0.7	0.0	0.0
Cut and sew apparel manufacturing (except contractors).....	315250		-	0.0	0.0	0.7	0.0	0.0
Primary products.....		315250-P	-	0.0	0.0	0.7	0.0	0.0
Men's and boys' cut and sew apparel manufacturing.....		315250-1	4.1	0.1	0.0	2.4	0.0	-0.3
Men's and boys' nightwear, robes, and underwear, made from purchased fabrics.....		315250-11	0.0	0.0	0.0	0.0	0.0	0.0
Men's and boys' suits, coats, and overcoats, made from purchased fabrics.....		315250-12	-	0.3	0.0	4.9	0.0	0.0
Men's and boys' shirts, except work shirts, made from purchased fabrics.....		315250-13	2.3	0.0	0.0	0.0	0.0	0.0
Men's and boys' pants, except work pants, made from purchased fabrics.....		315250-14	-	0.0	0.0	0.0	-	-
Men's and boys' work clothing, made from purchased fabrics.....		315250-15	3.7	0.0	0.0	2.2	0.0	0.0
Men's and boys' other outerwear, made from purchased fabrics.....		315250-16	3.3	0.0	-0.1	0.0	0.0	0.2
Women's, girls', and infants' cut and sew apparel manufacturing.....		315250-2	-1.4	0.0	0.0	0.1	0.1	0.2
Women's and girls' lingerie and nightwear, made from purchased fabrics.....		315250-21	0.8	0.0	0.0	0.8	0.0	0.0
Women's and girls' blouses and shirts, made from purchased fabrics.....		315250-22	0.1	0.0	0.0	0.0	0.0	0.1
Women's and girls' dresses, made from purchased fabrics.....		315250-23	-4.0	0.0	0.0	0.0	0.0	0.2
Women's and girls' suits, coats, and skirts, made from purchased fabrics.....		315250-24	-3.1	0.0	0.0	0.1	0.9	0.7
Women's and girls' other outerwear, made from purchased fabrics.....		315250-25	0.9	0.0	0.0	0.4	0.1	0.0
Other cut and sew apparel manufacturing.....		315250-3	-	0.0	0.1	0.0	0.0	-0.1
Fur and leather apparel, made from purchased materials.....		315250-31	3.1	0.2	0.4	0.0	0.0	-0.5
All other cut and sew apparel, made from purchased materials.....		315250-32	3.1	0.0	0.0	0.0	0.0	0.0
Secondary products and miscellaneous receipts.....		315250-SM						
Miscellaneous receipts.....		315250-M	-	0.0	0.0	0.6	0.0	2.5

See footnotes at end of table.

Table 12. Producer price index percentage changes for the net output of selected industries and their products, not seasonally adjusted — Continued
 [July 2023]

Title ¹	Industry code	Product code	Unadjusted 12-month percent change ²	Unadjusted 1-month percent change ²				
				July 2022 to July 2023 ^P	Feb. to Mar.	Mar. to Apr. ^P	Apr. to May ^P	May to June ^P
Cut and sew apparel manufacturing (except contractors) - Continued								
Secondary products.....		315250-S	0.8	0.0	0.0	0.0	0.1	0.1
Accessories and other apparel manufacturing.....	3159		4.9	0.0	0.1	0.1	1.0	0.0
Accessories and other apparel manufacturing.....	31599		4.9	0.0	0.1	0.1	1.0	0.0
Accessories and other apparel manufacturing.....	315990		4.9	0.0	0.1	0.1	1.0	0.0
Primary products.....		315990-P	2.7	0.0	0.1	0.1	1.1	0.0
All other accessories and apparel.....		315990-B	3.3	0.0	0.0	0.0	2.1	0.0
Leather belts, made from purchased materials.....		315990-BC	—	0.0	0.0	0.0	—	—
All other apparel accessories, made from purchased materials.....		315990-BE	4.0	0.0	0.0	0.0	2.4	0.0
Hats, caps, and millinery products.....		315990-4	1.2	0.0	0.0	0.2	0.0	0.0
Men's and boys' fabric, straw, and felt hats, made from purchased materials.....		315990-41	0.0	0.0	0.0	0.0	0.0	0.0
Women's, girls', and infants' fabric, straw, and felt hats, made from purchased materials.....		315990-43	0.0	0.0	0.0	0.0	0.0	0.0
Hat bodies and fabric caps, made from purchased materials.....		315990-45	6.1	0.0	0.0	1.5	0.0	0.0
Gloves and mittens, made from purchased materials.....		315990-7	5.7	0.0	0.7	0.0	1.2	0.0
Secondary products and miscellaneous receipts.....		315990-SM						
Miscellaneous receipts.....		315990-M	10.6	0.0	0.0	0.0	0.0	0.0
Secondary products.....		315990-S	2.6	0.0	0.0	0.0	0.1	0.0
Leather and allied product manufacturing.....	316		3.8	-0.1	0.2	0.0	-0.1	1.5
Leather and hide tanning and finishing.....	3161		-2.1	0.7	0.0	-0.2	-0.2	0.0
Leather and hide tanning and finishing.....	31611		-2.1	0.7	0.0	-0.2	-0.2	0.0
Leather and hide tanning and finishing.....	316110		-2.1	0.7	0.0	-0.2	-0.2	0.0
Primary products.....		316110-P	-2.2	0.7	0.0	-0.2	-0.3	0.0
Finished and unfinished leather.....		316110-1	-3.0	0.8	0.0	-0.3	-0.3	0.0
Tanning or finishing leather owned by others, and furs, dressed and dyed or bleached.....		316110-2	2.3	0.0	0.0	0.6	0.0	0.0
Contract and commission receipts for tanning or finishing leather owned by others.....		316110-21	1.9	0.0	0.0	0.0	0.0	0.0
Secondary products and miscellaneous receipts.....		316110-SM						
Footwear manufacturing.....	3162		5.1	-0.2	0.5	0.0	0.0	0.1
Footwear manufacturing.....	31621		5.1	-0.2	0.5	0.0	0.0	0.1
Footwear manufacturing.....	316210		5.1	-0.2	0.5	0.0	0.0	0.1
Primary products.....		316210-P	5.4	-0.2	0.5	0.0	0.0	0.1
Rubber and plastics footwear, including athletic footwear.....		316210-1	-0.2	0.0	0.0	0.4	0.0	0.1
Men's footwear (size 6 and larger), excluding athletic.....		316210-2	10.1	-0.4	0.7	0.0	0.0	0.1
Women's footwear (size 4 and larger), excluding athletic.....		316210-5	1.7	0.0	0.5	0.0	0.0	0.3
Secondary products and miscellaneous receipts.....		316210-SM						
Miscellaneous receipts.....		316210-M	5.0	0.0	0.8	0.0	0.1	0.0
Other leather product manufacturing.....	3169		5.8	-0.5	0.0	0.0	0.0	4.2
Other leather product manufacturing.....	31699		5.8	-0.5	0.0	0.0	0.0	4.2
Other leather and allied product manufacturing.....	316990		—	-0.5	0.0	0.0	0.0	4.2
Primary products.....		316990-P	—	-0.5	0.0	0.0	0.0	4.3
Women's and children's handbags and purses.....		316990-1	0.6	0.1	0.0	0.0	0.1	0.0
All other leather goods and allied products.....		316990-2	7.4	-0.7	0.0	0.0	0.0	5.5
Luggage (including suitcases, travel bags, backpacks, and other types).....		316990-21	14.3	-1.9	0.0	0.0	0.2	13.6
Personal leather goods (excluding women's handbags and purses).....		316990-22	1.2	0.4	0.4	0.2	0.0	0.0
Boot and shoe cut stock and findings.....		316990-24	4.7	0.1	0.0	0.0	2.0	0.0
All other miscellaneous leather goods.....		316990-25	2.7	0.0	0.0	0.0	-0.4	0.6
Secondary products and miscellaneous receipts.....		316990-SM						
Miscellaneous receipts.....		316990-M	2.6	0.0	0.0	0.0	0.0	0.0
Wood product manufacturing.....	321		-9.2	-0.4	-0.3	0.2	-0.2	0.2
Sawmills and wood preservation.....	3211		-13.4	-0.4	-0.3	0.5	-1.2	2.1
Sawmills and wood preservation.....	32111		-13.4	-0.4	-0.3	0.5	-1.2	2.1
Sawmills.....	321113		-17.0	-1.0	-1.2	0.7	-1.6	2.4
Primary products.....		321113-P	-17.9	-1.1	-1.2	0.9	-1.6	2.7
Hardwood lumber, made in sawmills.....		321113-1	-31.2	-2.2	-1.1	2.0	-3.2	-1.8
Softwood lumber, made in sawmills.....		321113-3	-18.2	-1.1	-1.4	0.5	-1.4	5.1
Softwood dressed lumber, less than 2 inches in nominal thickness, not edge worked.....		321113-32	-31.4	-6.1	-3.7	-2.4	-6.9	-5.1
Softwood dressed 2-inch lumber, 2 inches in nominal thickness only, not edge worked.....		321113-33	-20.6	-0.4	-1.4	1.0	-0.2	11.1

See footnotes at end of table.

Table 12. Producer price index percentage changes for the net output of selected industries and their products, not seasonally adjusted — Continued
 [July 2023]

Title ¹	Industry code	Product code	Unadjusted 12-month percent change ²	Unadjusted 1-month percent change ²				
				July 2022 to July 2023 ^P	Feb. to Mar.	Mar. to Apr. ^P	Apr. to May ^P	May to June ^P
Sawmills - Continued								
Softwood dressed lumber and timbers, more than 2 inches in nominal thickness, not edge worked.....		321113-34	-14.6	-0.9	0.6	2.6	-4.5	-1.9
Wood chips, excluding field chips.....		321113-5	0.4	1.0	-0.8	0.3	0.5	-0.5
Wood ties, siding, shingles, and shakes, and contract sawing of logs owned by others.....		321113-7	9.2	1.2	-0.2	1.4	0.0	1.2
Secondary products and miscellaneous receipts.....		321113-SM						
Wood preservation.....	321114		3.2	1.6	2.7	-0.2	0.1	1.1
Primary products.....		321114-P	4.5	1.6	2.6	-0.3	0.2	1.2
Wood poles, piles, and posts owned and treated by the same establishment.....		321114-1	12.4	3.0	4.0	0.6	0.8	1.1
Other wood products owned and treated by the same establishment.....		321114-5	-0.8	0.2	1.3	-1.5	-0.6	1.4
Receipts for treating wood owned by others w/ arsenical chemicals, creosote, & other chemicals.....		321114-9	0.1	0.1	-0.4	0.0	-0.6	0.2
Secondary products and miscellaneous receipts.....		321114-SM						
Plywood and engineered wood product mfg.....	3212		-14.6	-0.7	-0.4	1.1	0.3	0.2
Plywood and engineered wood product mfg.....	32121		-14.6	-0.7	-0.4	1.1	0.3	0.2
Hardwood veneer and plywood manufacturing.....	321211		0.9	0.0	-0.9	-1.5	0.3	-0.3
Primary products.....		321211-P	0.0	-0.3	-1.0	-1.6	0.4	-0.3
Hardwood veneer, including veneer backed with paper, cloth, or other flexible material.....		321211-1	2.1	0.1	0.1	-3.5	0.8	0.2
Hardwood plywood.....		321211-4	-9.0	0.2	-1.9	0.4	-0.7	-1.1
Hardwood veneered panels, including two-ply veneers.....		321211-7	15.3	-2.3	-2.4	0.2	1.3	0.0
Secondary products and miscellaneous receipts.....		321211-SM						
Softwood veneer and plywood manufacturing.....	321212		-21.1	-1.5	-0.2	-1.0	-1.4	-0.5
Primary products.....		321212-P	-24.4	-1.5	-0.2	-0.3	-1.6	-0.6
Softwood veneer, incl. veneer backed w/ paper, cloth, or other flexible material.....		321212-1	-34.7	-3.1	-1.6	-0.2	-0.4	0.5
Softwood plywood products: rough, sanded, and specialties.....		321212-4	-20.4	-0.7	0.5	-0.4	-2.2	-1.2
Secondary products and miscellaneous receipts.....		321212-SM						
Secondary products.....		321212-S	-5.0	-1.1	0.0	-7.5	0.1	-0.1
Engineered wood member manufacturing.....	321215		-	-1.2	-2.1	-1.0	-0.6	0.8
Primary products.....		321215-P	-	-1.4	-2.4	-1.0	-0.7	0.1
Engineered wood members (excluding trusses).....		321215-1	-10.6	-1.3	-1.2	-0.8	-0.3	-0.3
Laminated veneer lumber.....		321215-11	-	-1.5	0.0	-2.3	-	-
Other engineered structural wood members, excluding trusses & laminated veneer lumber.....		321215-12	-13.0	-1.2	-1.9	0.0	-0.1	-0.1
Wood trusses.....		321215-2	-24.3	-1.4	-2.9	-1.1	-0.8	0.3
Secondary products and miscellaneous receipts.....		321215-SM						
Reconstituted wood product manufacturing.....	321219		-9.2	0.2	1.8	5.7	2.3	0.0
Primary products.....		321219-P	-8.7	0.8	2.1	6.1	2.4	0.0
Hardboard products.....		321219-B	2.0	0.9	0.0	-0.8	0.0	0.0
Particleboard made from particleboard produced at the same location.....		321219-1	-8.8	-2.3	-0.8	-1.2	0.7	0.0
Secondary products and miscellaneous receipts.....		321219-SM						
Other wood product manufacturing.....	3219		-4.8	-0.3	-0.3	-0.4	-0.1	-0.4
Millwork.....	32191		-3.0	-0.2	-0.8	-0.5	0.3	-0.4
Wood window and door manufacturing.....	321911		3.4	-0.2	-1.4	-0.4	-0.1	-0.6
Primary products.....		321911-P	3.7	-0.3	-1.4	-0.4	-0.1	-0.7
Wood window units.....		321911-1	12.1	0.2	0.0	0.0	0.0	0.0
Double hung wood window units.....		321911-11	4.3	0.0	0.0	0.0	0.0	0.0
Casement wood window units.....		321911-12	14.9	0.4	0.0	0.0	0.0	0.0
All other wood window units, including horizontal sliding, awning and single hung.....		321911-13	24.8	0.0	0.0	0.0	0.0	0.0
Wood sash, excluding sash shipped in window units.....		321911-3	14.4	0.0	0.0	0.0	0.0	0.0
Wood window & door frames, incl. door frames in door units, excl. window frames in window units.....		321911-5	-23.7	-2.0	-3.6	-2.1	-0.6	-3.7
Wood panel, flush, & molded face doors, interior & exterior, incl. doors with glazed sections.....		321911-7	6.0	0.0	-2.6	-0.2	0.0	0.0
Other wood doors, incl. garage, patio, bifold, cabinet, screen, storm and louver.....		321911-9	10.3	-0.1	-0.4	0.1	0.0	-0.1
Secondary products and miscellaneous receipts.....		321911-SM						
Secondary products.....		321911-S	-1.2	-1.3	-2.5	-1.1	-0.9	0.1
Cut stock, resawing lumber, and planing.....	321912		-11.3	-0.2	-0.7	-1.5	0.9	-0.1
Primary products.....		321912-P	-12.6	-0.2	-0.8	-1.8	1.4	-0.2
Softwood lumber, made from purchased lumber.....		321912-3	-12.0	-1.6	-0.5	0.5	-0.1	0.4
Hardwood cut stock and dimension.....		321912-6	-11.7	0.0	0.0	0.0	4.1	0.0
Softwood cut stock and dimension.....		321912-8	-19.6	0.1	1.2	-8.5	-1.2	0.4

See footnotes at end of table.

Table 12. Producer price index percentage changes for the net output of selected industries and their products, not seasonally adjusted — Continued
[July 2023]

Title ¹	Industry code	Product code	Unadjusted 12-month percent change ²	Unadjusted 1-month percent change ²				
			July 2022 to July 2023 ^P	Feb. to Mar.	Mar. to Apr. ^P	Apr. to May ^P	May to June ^P	June to July ^P
Cut stock, resawing lumber, and planing - Continued								
Sawn wood fence stock, wood lath, and contract resawing and planing.....		321912-9	0.0	0.0	0.0	0.0	0.0	0.0
Secondary products and miscellaneous receipts.....		321912-SM						
Other millwork, including flooring.....	321918		-3.6	-0.2	0.2	0.1	0.7	-0.2
Primary products.....		321918-P	-3.2	-0.3	0.6	0.1	0.2	0.0
Wood moldings.....		321918-2	-2.2	-0.4	-0.2	0.4	0.0	-0.1
Other wood millwork products, including stairwork, exterior millwork, and softwood flooring.....		321918-5	-10.9	0.1	0.7	0.2	0.0	0.0
Hardwood flooring.....		321918-7	-0.8	-0.9	1.2	-0.5	0.6	0.0
Hardwood flooring, other than oak and maple.....		321918-72	0.3	0.2	0.0	0.0	0.0	0.0
Oak and maple hardwood flooring.....		321918-73	-1.1	-0.9	1.3	-0.6	0.7	-0.1
Secondary products and miscellaneous receipts.....		321918-SM						
Miscellaneous receipts.....		321918-M	-	-	-	0.4	-	-
Secondary products.....		321918-S	-13.4	1.0	-0.4	0.2	-1.2	-1.9
Wood container and pallet manufacturing.....	32192		-12.4	-0.9	-0.3	-1.1	-1.3	-1.2
Wood container and pallet manufacturing.....	321920		-12.4	-0.9	-0.3	-1.1	-1.4	-1.2
Primary products.....		321920-P	-12.8	-0.9	-0.3	-0.9	-1.4	-1.3
Nailed and lock-corner wood boxes.....		321920-1	-1.4	0.0	0.0	0.0	0.0	0.0
Wood box and crate shooK.....		321920-3	-14.1	0.0	-3.0	-1.1	0.0	0.4
Wood pallets and pallet containers, wood and metal combination.....		321920-5	-12.7	-1.0	-0.3	-0.9	-1.6	-1.5
Other wood container parts and wood containers.....		321920-7	-12.8	0.0	2.1	0.0	0.0	0.0
Secondary products and miscellaneous receipts.....		321920-SM						
Miscellaneous receipts.....		321920-M	-27.4	-1.9	-1.5	-11.3	-2.4	-2.7
Secondary products.....		321920-S	-4.4	-0.4	-0.1	-4.2	0.7	0.3
All other wood product manufacturing.....	32199		-2.6	-0.1	0.6	0.4	0.1	0.1
Manufactured home, mobile home, manufacturing.....	321991		-4.9	-0.2	0.0	0.5	0.2	0.0
Primary products.....		321991-P	-4.8	-0.2	0.0	0.5	0.2	0.0
Manufactured homes (mobile homes), all width sizes (incl. multisection).....		321991-1	-4.8	-0.2	0.0	0.5	0.2	0.0
Secondary products and miscellaneous receipts.....		321991-SM						
Prefabricated wood building manufacturing.....	321992		-0.7	0.0	1.5	0.1	0.3	-0.4
Primary products.....		321992-P	-2.6	0.0	1.6	0.2	0.3	-0.4
Prefabricated stationary wood buildings, components (not sold as complete units).....		321992-1	3.7	-0.9	0.0	-0.7	-0.2	0.0
Prefabricated stationary wood buildings, shipped in panel form (complete units).....		321992-5	-	-0.1	1.5	0.3	0.0	-
Prefabricated stationary wood buildings, precut packages (complete units).....		321992-6	1.4	0.4	0.2	0.4	1.3	0.0
Prefabricated stationary wood buildings, shipped in three-dimensional assemblies.....		321992-7	-3.1	0.1	2.9	0.1	0.0	-2.2
Prefabricated stationary wood buildings, three-dimensional assemblies, residential.....		321992-71	-2.6	0.1	3.2	0.1	0.0	-2.4
Prefabricated stationary wood buildings, three-dimensional assemblies, nonresidential.....		321992-72	-8.8	0.0	0.0	0.0	0.0	0.0
Secondary products and miscellaneous receipts.....		321992-SM						
Miscellaneous receipts.....		321992-M	10.5	-1.2	0.0	0.2	-0.5	1.7
Secondary products.....		321992-S	-	2.5	0.0	-0.1	-0.1	-0.1
Miscellaneous wood product manufacturing.....	321999		-1.2	0.0	0.6	0.6	-0.2	0.7
Primary products.....		321999-P	-1.9	0.1	0.7	0.0	-0.2	0.8
All other miscellaneous wood products.....		321999-0	-1.9	0.1	0.7	0.0	-0.2	0.8
Secondary products and miscellaneous receipts.....		321999-SM						
Paper manufacturing.....	322		1.2	-0.7	-0.4	-0.2	-0.4	-0.4
Pulp, paper & paperboard mills.....	3221		-0.1	-0.4	-0.7	-0.6	-0.7	-0.9
Pulp mills.....	32211		-12.5	-0.2	-7.4	-7.2	-3.0	-3.8
Pulp mills.....	322110		-12.5	-0.2	-7.4	-7.2	-3.0	-3.8
Primary products.....		322110-P	-12.5	-0.2	-7.4	-7.2	-3.0	-3.8
Special alpha and dissolving wood pulp, incl. sulfite and sulfate and other wood pulp.....		322110-6	-14.3	0.3	-8.3	-8.2	-3.6	-3.6
All other miscellaneous pulp, other than wood, and pulp mill by-products, incl. turpentine.....		322110-9	0.7	-3.5	-1.3	0.0	0.8	-4.6
Paper mills.....	32212		4.6	-0.6	0.2	-0.3	-0.4	-0.4
Paper mills.....	322120		4.5	-0.6	0.2	-0.3	-0.4	-0.4
Primary products.....		322120-P	4.9	-0.4	0.4	0.1	-0.6	-0.2
Bleached bristol, clay-coated, uncoated, and industrial converted paper.....		322120-1	5.3	-1.7	1.2	0.0	-0.7	-0.3
Construction paper.....		322120-2	-	0.0	0.0	-1.8	-0.9	0.0
Sanitary tissue paper products, made in paper mills.....		322120-4	7.3	0.3	0.1	0.6	-0.3	-0.2

See footnotes at end of table.

Table 12. Producer price index percentage changes for the net output of selected industries and their products, not seasonally adjusted — Continued
 [July 2023]

Title ¹	Industry code	Product code	Unadjusted 12-month percent change ²	Unadjusted 1-month percent change ²					
				July 2022 to July 2023 ^P	Feb. to Mar.	Mar. to Apr. ^P	Apr. to May ^P	May to June ^P	June to July ^P
Paper mills - Continued									
Newsprint and uncoated ground-wood paper.....		322120-5	-1.1	2.2	-1.1	0.7	-3.7	-1.2	
Secondary products and miscellaneous receipts.....		322120-SM							
Paperboard mills.....	32213		-3.8	-0.2	-0.6	0.1	-0.9	-1.1	
Paperboard mills.....	322130		-3.8	-0.2	-0.6	0.1	-0.9	-1.1	
Primary products.....		322130-P	-3.5	-0.1	-0.6	0.0	-0.7	-0.9	
Bleached packaging and industrial converting paperboard.....		322130-B	2.9	0.0	0.0	0.0	0.0	0.0	
Unbleached kraft packaging and industrial converting paperboard.....		322130-1	-2.0	0.0	-0.4	0.0	-0.1	-0.9	
Recycled paperboard.....		322130-7	-10.5	-0.6	-1.9	0.1	-2.1	-1.9	
Secondary products and miscellaneous receipts.....		322130-SM							
Converted paper product mfg.....	3222		1.4	-0.8	-0.3	0.1	-0.3	-0.2	
Paper container mfg.....	32221		-0.8	-1.1	-0.6	0.3	-0.7	-0.4	
Corrugated and solid fiber box manufacturing.....	322211		-5.5	-1.6	-1.2	-0.2	-1.0	-0.6	
Primary products.....		322211-P	-5.2	-1.6	-1.3	-0.2	-1.0	-0.6	
Corrugated and solid fiber boxes, including pallets.....		322211-0	-5.2	-1.6	-1.3	-0.2	-1.0	-0.6	
Corrugated shipping containers for food and beverages and carryout boxes for retail food.....		322211-01	-3.9	-0.4	-1.5	0.0	-0.2	-0.4	
Corrugated shipping containers for paper and allied products.....		322211-02	-14.4	-3.7	-0.7	-0.5	-8.9	-0.9	
Corrugated shipping containers for metal and electrical machinery.....		322211-03	3.9	-0.1	-0.7	0.0	-0.2	-0.4	
Corrugated shipping containers for all other end uses.....		322211-04	-4.2	-1.5	-1.4	0.0	-0.8	-0.3	
Corrugated paperboard in sheets and rolls, lined and unlined.....		322211-05	-9.2	-4.1	-1.9	-0.8	1.5	-1.4	
Other corrugated and solid fiber products, including containers, pallets, pads, etc.....		322211-09	-2.5	-0.4	-0.4	-0.4	-0.1	-0.4	
Secondary products and miscellaneous receipts.....		322211-SM							
Miscellaneous receipts.....		322211-M	-9.4	-4.9	4.5	0.6	-4.4	-0.1	
Secondary products.....		322211-S	2.0	0.3	-1.9	1.7	-0.5	0.0	
Folding paperboard box manufacturing.....	322212		12.5	0.7	1.1	1.8	0.0	-0.1	
Primary products.....		322212-P	12.8	0.3	1.1	1.9	0.0	-0.1	
Folding paperboard boxes, packaging, and packaging components.....		322212-0	12.8	0.3	1.1	1.9	0.0	-0.1	
Secondary products and miscellaneous receipts.....		322212-SM							
Other paperboard container manufacturing.....	322219		4.9	-0.8	0.3	0.8	0.0	0.1	
Primary products.....		322219-P	5.2	-0.9	0.3	0.8	0.0	0.2	
Setup (rigid) paperboard boxes.....		322219-1	20.0	1.4	-0.2	0.6	0.7	0.0	
Paperboard fiber drums with ends of any material.....		322219-7	-1.7	0.0	-0.4	0.3	0.1	0.0	
Fiber cans, tubes, and similar fiber products.....		322219-8	6.5	-2.6	2.0	0.3	0.0	0.6	
Fiber cans, all fiber and composite.....		322219-81	6.6	-4.1	3.3	0.6	0.1	1.0	
Fiber cores and tubes.....		322219-82	3.9	-0.3	0.0	-0.1	-0.2	0.0	
Paperboard cones, reels, spools, bobbins, blocks, and all vulcanized fiber products.....		322219-83	0.1	0.0	0.0	0.0	0.0	0.0	
Secondary products and miscellaneous receipts.....		322219-SM							
Paper bag and coated and treated paper mfg.....	32222		3.8	-0.1	0.1	-0.2	0.2	0.0	
Paper bag and coated and treated paper manufacturing.....	322220		3.8	-0.1	0.1	-0.2	0.2	0.0	
Primary products.....		322220-P	4.9	-0.1	0.1	-0.2	0.2	0.0	
Specialty bags, pouches, and liners, multiweb laminations and foil, except film-film.....		322220-C	4.1	0.0	-0.3	0.0	0.2	-0.2	
Uncoated single-web paper grocers' bags and sacks and variety and shopping bags.....		322220-D	16.2	0.0	12.7	1.7	0.0	0.2	
Laminated aluminum foil rolls and sheets for flexible packaging uses.....		322220-F	13.7	0.1	-0.4	0.0	0.0	0.7	
Pasted, lined, laminated, or surface-coated paperboard.....		322220-G	0.1	0.0	0.0	0.0	0.0	0.0	
Single-web paper, rolls and sheets, including waxed, for flexible packaging uses...		322220-H	15.8	0.0	-0.3	0.0	0.0	0.0	
Multiweb laminated rolls and sheets, except foil, for flexible packaging uses.....		322220-J	-0.6	0.1	1.3	-4.4	-0.1	0.0	
Printing paper, coated at establishments other than where paper was produced...		322220-K	-	-1.5	0.0	0.0	-	-	
Pressure-sensitive products.....		322220-N	2.7	-0.2	-1.1	0.4	0.3	-0.7	
Wallcoverings.....		322220-7	1.3	1.3	0.0	0.0	0.0	0.0	
Converted foil for nonpackaging applications.....		322220-8	11.0	0.0	0.0	0.0	0.0	0.0	
Other coated and processed papers, except for packaging uses.....		322220-9	5.3	2.4	-1.3	-1.6	0.2	1.7	
Secondary products and miscellaneous receipts.....		322220-SM							
Miscellaneous receipts.....		322220-M	-15.8	0.0	0.0	0.0	3.0	0.0	
Stationery product mfg.....	32223		4.7	-1.6	1.5	-1.0	-0.1	0.4	
Stationery product manufacturing.....	322230		4.7	-1.6	1.5	-1.0	-0.1	0.4	
Primary products.....		322230-P	4.9	-1.6	1.6	-1.0	-0.1	0.4	
Die-cut paper and paperboard office supplies.....		322230-4	8.5	0.0	0.0	0.0	0.0	0.0	
Envelopes, commercial, all types and materials.....		322230-5	0.2	-0.6	0.3	0.0	-0.9	0.2	

See footnotes at end of table.

Table 12. Producer price index percentage changes for the net output of selected industries and their products, not seasonally adjusted — Continued
 [July 2023]

Title ¹	Industry code	Product code	Unadjusted 12-month percent change ²	Unadjusted 1-month percent change ²				
				July 2022 to July 2023 ^P	Feb. to Mar.	Mar. to Apr. ^P	Apr. to May ^P	May to June ^P
Stationery product manufacturing - Continued								
Tablets, pads and related products.....		322230-9	9.3	0.1	0.0	0.0	0.8	0.0
Secondary products and miscellaneous receipts.....		322230-SM						
Miscellaneous receipts.....		322230-M	-3.3	-1.5	0.7	-2.1	-0.3	-0.5
Other converted paper product mfg.....	32229		5.9	-0.1	-0.1	-0.2	0.8	0.2
Sanitary paper product manufacturing.....								
Primary products.....	322291	322291-P	7.4	-0.2	-0.1	0.0	1.2	0.3
Disposable diapers and similar disposable products, made from purchased sanitary paper stock.....		322291-2	7.2	-0.2	-0.1	0.0	1.2	0.3
Sanitary tissue paper products, made from purchased sanitary paper stock or wadding.....		322291-5	2.7	0.0	0.0	0.0	0.0	0.0
Secondary products and miscellaneous receipts.....		322291-SM	12.5	-0.4	-0.2	0.1	2.2	0.6
Miscellaneous receipts.....		322291-M	32.9	-0.7	-0.9	-10.7	13.9	15.4
All other converted paper product mfg.....								
Primary products.....	322299	322299-P	2.8	0.0	-0.2	-0.7	0.0	-0.1
Molded pulp goods, including egg cartons, florist pots, food trays, etc.....		322299-1	3.7	-0.2	0.1	-0.7	0.0	-0.1
Miscellaneous converted paper and paperboard products.....		322299-3	4.8	1.0	0.7	-0.6	0.2	-0.8
Secondary products and miscellaneous receipts.....		322299-SM	3.7	-0.6	-0.1	-0.8	-0.1	0.2
Printing and related support activities.....								
Printing and related support activities.....	323		5.6	0.3	-0.2	0.0	0.0	0.1
Printing.....	3231		5.6	0.3	-0.2	0.0	0.0	0.1
Printing.....	32311		5.7	0.3	-0.2	0.0	0.0	0.1
Commercial screen printing.....								
Primary products.....	323113	323113-P	3.5	0.1	0.2	0.1	0.0	-0.1
Screen printing on garments, apparel accessories, and other fabric articles, excluding labels.....		323113-4	3.4	0.1	0.1	0.2	0.0	-0.1
Screen printing (excluding on textiles, apparel, apparel accessories, and labels).....		323113-6	0.6	0.0	0.1	0.2	0.0	-0.2
Secondary products and miscellaneous receipts.....		323113-SM	10.9	0.3	0.0	0.0	0.0	0.0
Miscellaneous receipts.....		323113-M	6.3	0.0	2.1	0.0	1.5	0.0
Secondary products.....		323113-S	3.1	0.0	0.1	0.0	0.0	0.2
Books printing.....								
Primary products.....	323117	323117-P	10.6	0.8	0.7	-0.2	0.0	0.6
Other book and pamphlet printing and binding.....		323117-E	11.2	1.0	0.8	-0.3	0.0	0.8
Textbook printing and binding.....		323117-1	1.9	0.3	0.0	0.0	0.0	0.0
Technical, scientific, & professional book printing & binding.....		323117-3	0.9	-0.1	0.0	-0.9	0.0	0.0
Religious book printing and binding.....		323117-5	1.2	0.0	0.2	-0.4	0.0	-1.7
General book (trade, etc.) printing & binding.....		323117-7	7.6	0.2	0.6	-0.4	0.0	0.4
Secondary products and miscellaneous receipts.....		323117-SM	24.8	2.3	1.8	0.0	-0.1	2.1
Commercial printing, except screen and books.....								
Primary products.....	32311K	32311K-P	5.5	0.3	-0.2	0.0	0.0	0.0
Commercial lithographic printing.....		32311K-0	4.8	0.4	-0.3	-0.1	0.0	0.0
Other commercial and general job printing (lithographic).....		32311K-0B	3.7	0.0	-0.5	0.0	0.0	-0.1
Magazine and periodical printing (lithographic).....		32311K-01	7.0	0.2	0.6	0.0	0.0	-1.9
Label and wrapper printing (lithographic).....		32311K-03	4.1	0.1	-0.9	0.0	0.0	-0.5
Catalog and directory printing (lithographic).....		32311K-05	-2.0	0.1	-2.1	0.0	0.0	0.0
Advertising printing (lithographic).....		32311K-09	6.7	0.0	-0.9	0.0	0.0	-0.2
Commercial flexographic printing.....		32311K-2	3.3	0.0	-0.2	0.0	0.0	0.2
Label and wrapper printing (flexographic).....		32311K-21	5.5	2.1	0.0	0.1	0.0	0.0
Quick printing.....		32311K-4	5.9	2.8	0.0	0.1	0.0	0.0
Digital printing.....		32311K-5	3.9	0.0	0.0	0.0	0.0	0.0
Manifold business forms printing.....		32311K-6	7.9	0.1	-0.2	0.0	0.0	0.2
Other commercial printing.....		32311K-9	0.1	0.0	0.0	0.0	0.0	0.0
All other commercial and general job printing.....		32311K-9V	0.9	0.0	-0.4	0.0	0.0	0.0
Secondary products and miscellaneous receipts.....		32311K-SM	-	0.0	0.0	0.0	0.0	-
Miscellaneous receipts.....		32311K-M	3.4	0.0	-0.2	0.0	0.0	0.0
Secondary products.....		32311K-S	15.5	0.1	0.0	0.3	0.0	0.0
Support activities for printing.....								
Support activities for printing.....	32312		2.1	0.0	-0.1	-0.1	0.4	-0.1
Support activities for printing.....	323120		2.1	0.0	-0.1	-0.1	0.4	-0.1
Primary products.....		323120-P	2.0	0.0	-0.1	-0.1	0.4	-0.1
Softcover, pamphlet, sample book, and other binding of books and materials printed elsewhere.....		323120-3	10.3	0.0	-0.3	-0.5	1.7	0.2
Miscellaneous binding and postpress work, incl collating, perforating, folding, gluing, etc.....		323120-5	-0.4	-0.1	-0.2	-0.3	-0.1	-0.9

See footnotes at end of table.

Table 12. Producer price index percentage changes for the net output of selected industries and their products, not seasonally adjusted — Continued
[July 2023]

Title ¹	Industry code	Product code	Unadjusted 12-month percent change ²	Unadjusted 1-month percent change ²				
			July 2022 to July 2023 ^P	Feb. to Mar.	Mar. to Apr. ^P	Apr. to May ^P	May to June ^P	June to July ^P
Support activities for printing - Continued								
Prepress services, excl platemaking (incl film, assembled flats, color sep., typesetting, etc.).....		323120-7	-	0.0	0.0	0.0	0.0	-
Printing plates and cylinders, prepared for printing (excl blank plates and blank cylinders).....		323120-9	-	0.0	0.0	0.0	0.0	-
Secondary products and miscellaneous receipts.....		323120-SM						
Petroleum and coal products manufacturing.....	324		-31.4	-2.5	-1.2	-7.1	-0.5	-2.2
Petroleum and coal products mfg.....	3241		-31.4	-2.5	-1.2	-7.1	-0.5	-2.2
Petroleum refineries.....	32411		-33.5	-2.7	-1.1	-7.6	-0.6	-2.4
Petroleum refineries.....	324110		-33.5	-2.7	-1.1	-7.6	-0.6	-2.4
Primary products.....		324110-P	-34.4	-2.7	-1.1	-7.8	-0.7	-2.4
Kerosene, except jet fuel.....		324110-B	-35.5	-9.8	-3.5	-10.9	-1.1	3.3
Light fuel oils.....		324110-C	-44.6	-6.5	-4.9	-6.4	-5.9	-7.5
Home heating oil and other distillates, NEC.....		324110-C1	-32.8	-2.3	-7.9	-10.4	1.5	6.7
Diesel fuel.....		324110-C2	-45.2	-6.7	-4.7	-6.2	-6.4	-8.3
Heavy fuel oils, including No. 5, No. 6, heavy diesel, gas enrichment oils, etc.....		324110-E	-36.8	13.2	-1.0	11.2	-9.8	4.5
Unfinished oils and lubricating oil base stock.....		324110-J	-38.4	-3.0	-2.0	-12.7	0.7	-3.0
Liquefied refinery gases, including other aliphatics (feed stock and other uses)....		324110-R	-50.3	-36.1	6.3	-7.9	14.5	-28.3
Other finished petroleum products, including waxes.....		324110-T	-32.3	22.3	-34.9	-21.0	9.9	3.5
Gasoline, including finished base stocks and blending agents.....		324110-1	-24.5	1.0	7.4	-7.3	1.3	0.6
Motor gasoline, including finished base stocks and blending agents.....		324110-12	-24.6	0.9	7.6	-7.3	1.2	0.6
Regular gasoline.....		324110-121	-24.9	0.8	7.6	-7.9	1.1	0.3
Mid-premium gasoline.....		324110-122	-25.3	-1.5	10.4	-8.5	3.7	-0.3
Premium gasoline.....		324110-123	-23.9	1.4	7.5	-4.8	1.4	1.8
Jet fuel.....		324110-6	-38.3	-6.1	-12.7	-11.6	1.5	3.0
Asphalt.....		324110-9	-36.5	2.0	12.9	4.1	3.4	0.2
Secondary products and miscellaneous receipts.....		324110-SM1						
Asphalt paving and roofing materials mfg.....	32412		1.4	-0.1	-3.1	-1.0	0.6	0.3
Asphalt paving mixture & block manufacturing.....	324121		-1.4	-0.2	-6.6	-2.2	-0.2	-0.3
Primary products.....		324121-P	-1.7	-0.2	-6.9	-2.2	-0.3	-0.3
Asphalt paving mixtures & blocks.....		324121-0	-1.7	-0.2	-6.9	-2.2	-0.3	-0.3
Emulsified asphalt, including liquid additives.....		324121-0111	-1.4	0.4	0.8	1.3	0.0	0.4
Other liquid asphalt and tar paving materials, including cut-backs.....		324121-0121	-5.1	-0.4	0.3	-3.9	-1.0	0.7
Asphalt and tar paving mixt. (excl liquid), incl bitum. or asph. concrete, asph. paving cement.....		324121-0131	-2.3	-0.7	-12.9	-4.8	-0.4	-0.9
Secondary products and miscellaneous receipts.....		324121-SM						
Miscellaneous receipts.....		324121-M	2.3	0.0	0.7	0.0	0.0	0.0
Secondary products.....		324121-S	3.3	0.0	1.8	-2.5	0.0	0.0
Asphalt shingle and coating materials manufacturing.....	324122		4.6	0.1	2.1	0.5	1.7	0.9
Primary products.....		324122-P	4.7	0.1	2.1	0.5	1.8	1.0
Roofing asphalts and pitches, coatings, and cements.....		324122-1	4.9	0.4	-0.6	0.4	0.3	0.0
Prepared asphalt and tar roofing and siding products, incl. saturated felts for nonbuilding use.....		324122-2	4.6	0.1	2.4	0.5	1.9	1.0
Asphalt smooth-surfaced roll roofing and cap sheets, organic and fiberglass base.....		324122-21	15.4	7.2	6.2	-5.9	7.8	0.0
Asphalt mineral-surfaced roll roofing and cap sheets, organic and fiberglass base.....		324122-22	5.7	0.0	0.0	3.1	0.0	0.0
Other prepared asphalt and tar products for roofing and siding.....		324122-27	2.7	-0.1	-0.1	0.4	0.4	0.1
Secondary products and miscellaneous receipts.....		324122-SM						
Other petroleum and coal products mfg.....	32419		0.8	0.0	-0.8	-0.4	0.0	-0.5
Petroleum lubricating oil and grease mfg.....	324191		2.8	0.1	-1.0	0.1	0.2	-0.4
Primary products.....		324191-P	3.0	0.1	-1.1	0.1	0.3	-0.4
Petroleum lubricating oils and greases, refined petroleum.....		324191-0	3.0	0.1	-1.1	0.1	0.3	-0.4
Lubricating oils (incl. hydraulic fluids, etc.), refined petroleum.....		324191-011	2.2	0.1	-1.1	0.1	-0.4	-0.4
Secondary products and miscellaneous receipts.....		324191-SM						
Miscellaneous receipts.....		324191-M	1.6	0.0	2.2	0.0	0.0	-0.2
All other petroleum and coal products mfg.....	324199		-6.4	-0.4	-0.2	-1.8	-0.6	-0.9
Primary products.....		324199-P	-6.2	-0.4	-0.2	-1.9	-0.6	-0.9
Coke oven and blast furnace products, made in coke oven establishments.....		324199-3	3.4	1.0	-0.6	1.9	-1.2	1.0
All other petroleum and coal products (excl. coke oven products), made in coke oven estab.....		324199-9	-5.5	-0.5	-0.2	-2.1	-0.6	-1.1
Secondary products and miscellaneous receipts.....		324199-SM						
Secondary products.....		324199-S	-	0.0	0.0	0.0	0.0	0.0

See footnotes at end of table.

Table 12. Producer price index percentage changes for the net output of selected industries and their products, not seasonally adjusted — Continued
 [July 2023]

Title ¹	Industry code	Product code	Unadjusted 12-month percent change ²	Unadjusted 1-month percent change ²				
				July 2022 to July 2023 ^P	Feb. to Mar.	Mar. to Apr. ^P	Apr. to May ^P	May to June ^P
Chemical mfg.	325		-3.3	0.1	0.2	-0.5	-0.9	-0.8
Basic chemical mfg.	3251		-8.7	0.5	0.1	-0.9	-1.4	-1.5
Petrochemical mfg.	32511		-32.0	2.1	2.2	-4.7	-7.2	1.0
Petrochemical manufacturing.	325110		-32.3	2.1	2.1	-4.8	-7.2	1.0
Primary products.		325110-P	-37.9	3.4	0.6	-7.7	-9.0	1.8
Secondary products and miscellaneous receipts.		325110-SM						
Industrial gas mfg.	32512		-3.0	1.0	-0.8	1.2	-1.6	0.3
Industrial gas manufacturing.	325120		-3.0	1.0	-0.8	1.2	-1.6	0.3
Primary products.		325120-P	-3.1	1.0	-0.8	1.2	-1.6	0.3
Oxygen.		325120-A	8.1	1.9	1.7	4.1	-0.9	0.0
Argon and hydrogen.		325120-C	6.0	1.4	-2.0	0.6	1.7	1.0
Other industrial gases (including fluorocarbon and acetylene).		325120-T	-9.0	2.2	-3.3	0.1	-2.7	0.5
Carbon dioxide.		325120-4	8.2	-0.5	1.7	2.8	0.0	0.1
Nitrogen.		325120-7	4.0	-3.0	3.1	0.0	-1.7	0.2
Secondary products and miscellaneous receipts.		325120-SM						
Synthetic dye and pigment mfg.	32513		2.6	3.1	-0.6	2.3	0.3	-3.5
Synthetic dye and pigment manufacturing.	325130		2.6	3.1	-0.6	2.3	0.3	-3.5
Primary products.		325130-P	2.8	3.1	-0.6	2.4	0.3	-3.5
All other inorganic pigments, including TiO ₂ , chrome colors, and other white opaque pigments.		325130-N	3.3	3.4	0.6	2.9	0.6	-4.5
Synthetic organic dyes, pigments, lakes, and toners.		325130-R	1.3	2.4	-4.5	0.5	-0.4	0.0
Synthetic organic dyes.		325130-R8	0.4	-0.7	-1.6	1.1	-0.8	0.0
Synthetic organic pigments, lakes, and toners.		325130-R9	0.5	5.4	-7.2	0.0	0.0	0.0
Secondary products and miscellaneous receipts.		325130-SM						
Secondary products.		325130-S	3.8	0.0	0.0	0.0	-0.4	0.0
Other basic inorganic chemical manufacturing.	32518		-6.3	-0.4	-1.7	-1.3	-1.2	-4.6
Other basic inorganic chemical manufacturing.	325180		-6.3	-0.4	-1.7	-1.3	-1.2	-4.6
Primary products.		325180-P	-7.7	-0.6	-1.6	-1.3	-1.3	-5.0
Potassium and sodium compounds, excluding bleaches, alkalis, and alum.		325180-A	13.2	1.3	0.0	-3.1	0.0	-3.4
All other inorganic chemicals.		325180-H	1.8	-1.2	-0.2	0.1	-0.6	-1.3
Inorganic acids, excluding nitric, sulfuric and phosphoric.		325180-3	4.9	1.5	-1.4	-3.5	-1.6	-1.1
Sodium hydroxide (caustic soda).		325180-4	-25.7	-0.2	-5.9	-4.7	-5.0	-14.3
Carbon black, all processes.		325180-6	-12.2	-3.2	-1.0	2.1	-2.5	2.5
Other alkalis.		325180-7	0.8	-0.3	-1.1	-0.6	0.4	-8.1
Sulfuric acid.		325180-9	-37.5	-1.6	4.6	-2.8	0.0	0.0
Secondary products and miscellaneous receipts.		325180-SM						
Miscellaneous receipts.		325180-M	4.2	0.0	0.0	0.0	0.0	0.0
Secondary products.		325180-S	-4.9	3.4	-4.9	-4.2	-1.4	-0.1
Other basic organic chemical mfg.	32519		-4.6	0.2	0.1	-0.4	-0.1	-1.1
Ethyl alcohol manufacturing.	325193		-5.3	-1.4	3.9	1.0	1.2	-2.1
Primary products.		325193-P	-6.5	-1.1	5.2	2.4	2.9	-1.8
Ethyl alcohol.		325193-0	-4.2	-1.3	6.0	3.6	3.3	-1.0
Distillers' dried grains (dark and light) and dried solubles.		325193-2	-	0.3	-0.4	-7.4	-0.5	-9.1
Secondary products and miscellaneous receipts.		325193-SM						
Secondary products.		325193-S	-11.8	-2.8	-2.2	-5.4	-7.5	-3.7
Cyclic crude, intermediate, and gum and wood chemical mfg.	325194		-5.6	0.8	0.6	-1.5	-1.7	-1.9
Primary products.		325194-P	-3.6	-0.4	-0.3	0.2	-0.8	-2.1
Gum and wood chemicals, including wood distillation products.		325194-1	4.8	-1.8	0.0	0.5	-1.1	0.2
Cyclic crude and intermediate chemicals.		325194-2	-6.0	0.1	-0.4	0.1	-0.7	-2.8
Secondary products and miscellaneous receipts.		325194-SM						
All other basic organic chemical manufacturing.	325199		-4.3	0.9	-1.7	-1.0	-0.6	-0.5
Primary products.		325199-P	-7.4	1.2	-1.7	-1.5	-0.6	-0.6
Natural organic chemicals.		325199-E	0.8	3.6	-2.0	0.1	0.0	-0.4
Synthetic organic chemicals for use as flavor and perfume materials.		325199-H	-	0.0	0.0	37.8	0.0	0.0
Synthetic organic rubber-processing chemicals.		325199-K	-	-	-1.5	-0.3	0.2	-0.2
Synthetic organic plasticizers.		325199-N	-21.6	1.7	1.4	1.0	-5.6	-3.1
Other synthetic organic chemicals.		325199-R	-12.4	4.2	-4.3	-4.8	-0.3	-1.9
Miscellaneous end use chemicals and chemical products, excluding urea.		325199-T	7.6	0.6	0.4	0.0	-2.0	2.0
Miscellaneous cyclic and acyclic chemicals and chemical products, excluding fatty acid esters.		325199-V	-19.1	-0.1	0.9	-3.2	0.9	-4.0
Fatty acids.		325199-1	-29.1	-2.5	-7.2	-4.4	-1.0	3.1

See footnotes at end of table.

Table 12. Producer price index percentage changes for the net output of selected industries and their products, not seasonally adjusted — Continued
 [July 2023]

Title ¹	Industry code	Product code	Unadjusted 12-month percent change ²	Unadjusted 1-month percent change ²				
				July 2022 to July 2023 ^P	Feb. to Mar.	Mar. to Apr. ^P	Apr. to May ^P	May to June ^P
All other basic organic chemical manufacturing - Continued								
Industrial organic flavor oil mixtures and blends.....		325199-7	-8.8	4.7	0.0	0.0	0.0	0.0
Secondary products and miscellaneous receipts.....		325199-SM						
Miscellaneous receipts.....		325199-M	7.3	0.0	3.8	0.0	0.0	0.0
Secondary products.....		325199-S	-	0.0	-2.0	0.9	-	-
Resin, synthetic rubber, and artificial/synthetic fiber/filaments mfg.....	3252		-13.0	0.7	1.7	-1.1	-1.9	-3.1
Resin and synthetic rubber mfg.....	32521		-13.9	0.8	1.9	-1.1	-2.0	-3.5
Plastics material and resin manufacturing.....	325211		-13.4	0.9	2.0	-1.1	-1.9	-3.3
Primary products.....		325211-P	-15.5	1.0	2.0	-1.1	-1.9	-3.4
Thermoplastic resins and plastics materials.....		325211-1	-16.0	1.1	2.2	-0.3	-2.1	-3.1
Thermosetting resins and plastics materials.....		325211-4	-11.3	0.1	0.7	-6.1	-1.1	-5.5
Secondary products and miscellaneous receipts.....		325211-SM						
Synthetic rubber manufacturing.....	325212		-19.6	-1.3	1.3	-1.2	-3.2	-6.5
Primary products.....		325212-P	-20.4	-1.4	1.3	-1.2	-3.3	-6.6
Synthetic rubber (vulcanizable elastomers).....		325212-0	-20.4	-1.4	1.3	-1.2	-3.3	-6.6
Secondary products and miscellaneous receipts.....		325212-SM						
Artificial fibers and filaments manufacturing.....	32522		-2.3	0.0	-0.4	-1.6	-1.0	1.9
Artificial fibers and filaments manufacturing.....	325220		-2.2	0.0	-0.4	-1.6	-1.0	1.9
Primary products.....		325220-P	0.1	0.0	-0.4	-1.7	-0.9	2.0
Polyester manufactured fibers.....		325220-7	-7.8	-1.0	-0.8	-1.2	-1.5	-0.1
Other noncellulosic organic fibers, incl. polyamide, polyolefin, and producer-textured.....		325220-9	3.5	0.5	-0.4	-2.0	-0.6	2.9
Secondary products and miscellaneous receipts.....		325220-SM						
Pesticide, fertilizer, and other agricultural chemical mfg.....	3253		-20.7	-2.0	-3.9	-2.9	-3.5	-1.0
Fertilizer mfg.....	32531		-24.2	-4.3	-3.0	-3.4	-5.3	-1.9
Nitrogenous fertilizer manufacturing.....	325311		-44.3	-9.2	-6.6	-6.8	-12.5	-4.3
Primary products.....		325311-P	-44.2	-9.2	-6.7	-6.9	-12.6	-4.3
Synthetic ammonia, nitric acid, ammonium compounds, and urea.....		325311-A	-47.3	-9.9	-7.3	-7.5	-13.9	-4.9
Fertilizer materials of organic origin.....		325311-7	-0.4	-2.2	-0.1	-0.4	-0.3	0.0
Secondary products and miscellaneous receipts.....		325311-SM						
Secondary products.....		325311-S	-22.5	2.8	-0.5	0.0	-1.8	0.0
Phosphatic fertilizer manufacturing.....	325312		-11.1	-0.6	-0.2	-2.2	-1.5	-0.1
Primary products.....		325312-P	-11.0	-0.5	-0.2	-2.2	-1.5	0.0
Phosphoric acid, superphosphates, and other phosphatic fertilizer materials.....		325312-A	-	-0.8	0.6	-2.1	-1.7	-
Mixed fertilizers, made in plants which manufacture fertilizer materials.....		325312-7	4.7	0.0	-2.2	-2.5	-0.9	0.0
Secondary products and miscellaneous receipts.....		325312-SM						
Fertilizer, mixing only, manufacturing.....	325314		-2.5	-1.9	-1.7	0.2	-1.2	-1.7
Primary products.....		325314-P	-1.3	-1.9	-1.8	0.3	-1.0	-1.8
Mixed fertilizers, mixing only.....		325314-0	-1.3	-1.9	-1.8	0.3	-1.0	-1.8
Mixed fertilizers, dry, mixing only.....		325314-01	3.8	-0.8	-2.4	0.1	-0.9	-0.9
Mixed fertilizers, liquid, mixing only.....		325314-02	-21.3	-7.0	1.0	1.1	-1.7	-5.6
Secondary products and miscellaneous receipts.....		325314-SM						
Miscellaneous receipts.....		325314-M	-26.6	-2.6	2.4	-1.9	-7.5	-1.1
Pesticide and other agricultural chemical mfg.....	32532		-16.5	1.0	-5.0	-2.3	-1.3	-0.1
Pesticide and other agricultural chemical manufacturing.....	325320		-16.5	1.0	-5.0	-2.3	-1.3	-0.1
Primary products.....		325320-P	-17.0	1.0	-5.0	-2.3	-1.3	-0.1
Agricultural and commercial pesticides and chemicals.....		325320-1	-19.8	1.1	-5.4	-2.5	-1.4	-0.1
Lawn and garden pesticides and chemicals.....		325320-4	15.3	0.0	0.0	0.0	0.0	0.0
Household and institutional pesticides and chemicals.....		325320-7	7.6	0.0	0.0	0.0	0.0	0.0
Secondary products and miscellaneous receipts.....		325320-SM						
Pharmaceutical and medicine mfg.....	3254		3.5	0.0	0.2	-0.1	-0.1	0.3
Pharmaceutical and medicine mfg.....	32541		3.5	0.0	0.2	-0.1	-0.1	0.3
Medicinal and botanical manufacturing.....	325411		1.0	0.4	0.1	0.0	-0.1	0.0
Primary products.....		325411-P	1.0	0.5	0.1	0.0	-0.1	0.0
Synthetic organic medicinal chemicals, medicinal & botanical drugs, & other products.....		325411-0	1.0	0.5	0.1	0.0	-0.1	0.0
Secondary products and miscellaneous receipts.....		325411-SM1						
Pharmaceutical preparation manufacturing.....	325412		3.4	0.0	0.1	-0.1	0.0	0.3
Primary products.....		325412-P	2.8	0.0	0.1	-0.1	0.0	0.3
Pharmaceuticals acting on the respiratory system, for human use.....		325412-A	-0.1	0.0	0.0	0.0	0.0	0.1

See footnotes at end of table.

Table 12. Producer price index percentage changes for the net output of selected industries and their products, not seasonally adjusted — Continued
 [July 2023]

Title ¹	Industry code	Product code	Unadjusted 12-month percent change ²	Unadjusted 1-month percent change ²				
			July 2022 to July 2023 ^P	Feb. to Mar.	Mar. to Apr. ^P	Apr. to May ^P	May to June ^P	June to July ^P
Pharmaceutical preparation manufacturing - Continued								
Antihistamines and bronchodilators, including antiasthmatics.....		325412-A111	2.7	0.0	0.1	0.0	0.0	0.0
Other respiratory preparations.....		325412-A112	-1.9	0.0	0.0	0.0	0.0	0.3
Other respiratory preparations, over-the-counter.....		325412-A112OC	3.2	0.0	0.0	0.0	0.0	0.0
Other respiratory preparations, prescription.....		325412-A112RX	-3.2	0.0	0.0	0.0	0.0	0.7
Pharmaceuticals acting on the digestive or the genito-urinary systems, for human use.....		325412-D	-1.9	-0.1	-0.4	0.0	-1.6	0.0
Other digestive or genito-urinary preparations.....		325412-D112	-1.8	-0.1	-0.4	0.0	-1.6	0.0
Other digestive or genito-urinary preparations, prescription.....		325412-D112RX	-2.1	0.0	-0.5	0.0	-1.9	0.0
Pharmaceuticals acting on the skin, for human use.....		325412-G	0.8	0.0	-0.6	0.0	0.0	0.0
Other pharmaceutical preparations acting on the skin.....		325412-G311	0.9	0.0	-0.6	0.0	0.0	0.0
Anti-acne preparations.....		325412-G611	0.1	0.0	0.0	0.0	0.0	0.0
Vitamin, nutrient, and hematonic preparations, for human use.....		325412-L	2.2	0.1	0.3	0.2	0.0	0.0
Multivitamins.....		325412-L111	0.7	0.0	0.0	0.0	0.0	0.0
Other vitamins and nutrients.....		325412-L112	2.6	0.0	0.5	0.0	0.0	0.0
Pharmaceuticals affecting parasitic and infective diseases, for human use.....		325412-Q	1.9	0.0	0.0	0.0	0.0	0.2
Broad and medium spectrum antibiotics.....		325412-Q111	0.6	0.0	0.0	0.0	0.0	0.0
Systemic antivirals.....		325412-Q112	3.2	0.0	0.0	0.0	0.0	0.0
Other parasitic and infective diseases.....		325412-Q113	3.3	0.0	0.0	0.0	0.0	0.5
Pharmaceuticals for veterinary use, incl medicinal premixes/pet care products.....		325412-W	-	0.0	0.0	0.0	0.0	0.0
Pharmaceuticals affecting neoplasms, the endocrine system, & metabolic diseases, for human use.....		325412-1	1.7	0.0	0.0	-0.1	0.0	0.7
Cancer therapy products.....		325412-1111	2.7	0.0	0.0	-1.0	0.0	1.7
Insulin/antidiabetes products.....		325412-1112	2.9	0.0	0.0	0.0	0.0	0.3
Other neoplasms, endocrine system, and metabolic diseases.....		325412-1113	1.6	0.0	0.0	0.0	0.0	0.7
Hormones and oral contraceptives.....		325412-1114	1.1	0.0	0.0	0.0	0.0	0.0
Pharmaceuticals acting on the central nervous system and the sense organs, for human use.....		325412-4	4.6	0.0	0.2	-0.3	0.0	0.0
Analgesics.....		325412-4111	4.4	0.0	0.0	0.0	0.0	0.1
Psychotherapeutics.....		325412-4112	9.3	0.0	0.0	0.0	0.0	0.0
Antidepressants.....		325412-41121	10.0	0.0	0.0	0.0	0.0	0.0
Other psychotherapeutics, including tranquilizers.....		325412-41123	4.2	0.0	0.0	0.0	0.0	0.0
Other central nervous system and sense organs.....		325412-4113	4.8	0.0	0.3	0.0	0.0	0.0
Anticonvulsants.....		325412-4114	-9.6	0.0	0.0	-13.9	0.0	0.0
Analgesics, over-the-counter.....		325412-4111OC	2.5	0.1	0.3	0.0	0.0	1.1
Analgesics, prescription.....		325412-4111RX	4.6	0.0	0.0	0.0	0.0	0.0
Pharmaceuticals acting on the cardiovascular system, for human use.....		325412-7	4.8	0.0	0.0	0.0	0.0	0.0
Other cardiovascular preparations.....		325412-7113	3.9	0.0	0.0	0.0	0.0	0.1
Secondary products and miscellaneous receipts.....		325412-SM	-	-	-	-	-	-
Miscellaneous receipts.....		325412-M	5.4	0.2	0.0	0.0	0.0	0.0
Secondary products.....		325412-S	-	0.0	0.0	0.0	0.0	-
In-vitro diagnostic substance manufacturing.....	325413		1.0	0.5	0.2	-1.4	0.1	0.2
Primary products.....		325413-P	1.1	0.7	0.1	-1.4	0.1	0.1
In-vitro diagnostic substances.....		325413-0	1.1	0.7	0.1	-1.4	0.1	0.1
Secondary products and miscellaneous receipts.....		325413-SM	-	-	-	-	-	-
Secondary products.....		325413-S	-2.3	-4.2	4.4	-6.2	0.0	1.8
Other biological product manufacturing.....	325414		6.5	0.0	1.3	0.3	-0.5	0.8
Primary products.....		325414-P	6.5	0.0	0.9	0.3	-0.6	0.8
Biological products, excluding diagnostic, for veterinary, industrial, and all other misc. uses.....		325414-A	-	0.0	2.4	1.0	-1.6	-
Biological products, excluding diagnostic, for human use.....		325414-T	2.6	0.0	0.2	0.0	0.0	1.3
Secondary products and miscellaneous receipts.....		325414-SM1	-	-	-	-	-	-
Paint, coating & adhesive mfg.....	3255		2.5	0.0	0.3	0.1	-0.1	-0.1
Paint and coating mfg.....	32551		1.1	-0.2	0.2	0.1	-0.1	-0.2
Paint and coating manufacturing.....	325510		1.2	-0.2	0.2	0.1	-0.1	-0.2
Primary products.....		325510-P	0.9	-0.2	0.2	0.1	-0.1	-0.2
Miscellaneous allied paint products including paint and varnish removers, thinners, etc.....		325510-B	0.4	-0.1	0.1	0.0	-0.9	0.0
Architectural coatings.....		325510-1	2.6	0.0	0.0	0.0	0.0	0.0
Exterior architectural coatings.....		325510-11	4.9	0.0	0.0	0.0	0.0	0.0
Interior architectural coatings.....		325510-12	1.3	0.0	0.0	0.0	0.0	0.0
Product finishes for original equipment manufacturers (OEM), excluding marine coatings.....		325510-4	1.4	-0.4	1.3	-0.1	0.0	-0.7
Transportation finishes, except powdered and high-solids coatings.....		325510-41	0.5	-2.6	2.0	0.8	0.2	-1.4

See footnotes at end of table.

Table 12. Producer price index percentage changes for the net output of selected industries and their products, not seasonally adjusted — Continued
 [July 2023]

Title ¹	Industry code	Product code	Unadjusted 12-month percent change ²	Unadjusted 1-month percent change ²				
				July 2022 to July 2023 ^P	Feb. to Mar.	Mar. to Apr. ^P	Apr. to May ^P	May to June ^P
Paint and coating manufacturing - Continued								
All other product finishes for original equipment manufacturers (OEM), excluding marine coating.....		325510-42	1.5	0.1	1.2	-0.3	0.0	-0.5
Special purpose coatings incl. marine, industrial, construction and maintenance coatings, etc.....		325510-7	-3.1	-0.4	-0.3	0.4	0.0	-0.3
Automotive, other transportation and machinery refinish paints and enamels, including primers.....		325510-71	-13.5	0.0	-1.1	-0.6	0.8	0.0
Special purpose coatings, including all marine coatings and traffic marking paints.....		325510-72	-2.2	-0.4	-0.3	0.5	0.0	-0.3
Secondary products and miscellaneous receipts.....		325510-SM						
Secondary products.....		325510-S	0.6	0.0	0.6	0.0	0.0	0.0
Adhesive mfg.....	32552		5.2	0.4	0.6	0.1	-0.2	0.0
Adhesive manufacturing.....	325520		5.2	0.4	0.6	0.1	-0.2	0.0
Primary products.....		325520-P	4.9	0.3	0.6	0.1	-0.2	0.0
Nonstructural caulking compounds and sealants.....		325520-A	3.6	0.3	0.9	0.1	0.0	0.0
Structural sealants (load bearing).....		325520-B	-2.1	0.0	0.0	0.0	0.0	0.0
Synthetic resin & rubber adhesives, incl all types of bonding & laminating adhesives.....		325520-4	6.2	0.4	0.6	0.2	-0.3	0.0
Epoxy adhesives.....		325520-41	11.9	0.7	1.0	0.7	0.0	0.0
Other synthetic resin and rubber adhesives.....		325520-46	2.3	0.1	0.8	0.0	-0.7	0.1
Secondary products and miscellaneous receipts.....		325520-SM						
Secondary products.....		325520-S	7.6	3.6	0.1	0.0	0.1	-0.1
Soap, cleaners, and toilet preparation mfg.....	3256		5.6	0.2	0.1	0.3	0.2	0.0
Soap & cleaning compound mfg.....	32561		5.4	-0.3	0.0	0.0	0.2	0.0
Soap and other detergent manufacturing.....	325611		10.6	0.1	0.0	0.1	0.1	0.1
Primary products.....		325611-P	12.3	0.1	0.0	0.1	0.0	0.1
Soaps and detergents, commercial, industrial, and institutional.....		325611-1	12.0	0.2	0.0	0.1	0.0	0.3
Commercial, industrial, and institutional hard surface cleaners.....		325611-11	8.8	0.0	0.0	0.0	0.0	0.0
Commercial, industrial, and institutional laundry detergents.....		325611-12	6.6	5.0	0.0	0.0	0.0	0.0
Commercial, industrial, and institutional dishwashing detergents.....		325611-13	21.3	0.0	-0.1	0.0	0.0	0.0
Commercial, industrial, and institutional metal cleaners.....		325611-14	4.8	4.7	0.0	0.0	0.0	0.0
Dairy, farm, and food plant cleaners, sanitizers, etc.....		325611-16	0.5	0.0	0.0	0.0	0.0	0.0
Commercial, industrial, and institutional soaps, excluding specialty cleaners.....		325611-17	5.3	0.1	0.0	0.3	0.0	0.0
Household detergents.....		325611-4	13.9	0.0	0.1	0.1	0.0	0.2
Household alkaline detergents and cleaners.....		325611-45	18.7	0.0	0.1	0.1	0.0	0.3
Household dry and liquid laundry detergents.....		325611-46	11.4	0.0	0.0	0.0	0.0	0.0
Soaps, excluding specialty cleaners, household.....		325611-7	6.2	0.0	0.0	0.0	0.0	-0.5
Secondary products and miscellaneous receipts.....		325611-SM						
Miscellaneous receipts.....		325611-M	4.3	0.0	0.0	0.0	0.0	0.0
Secondary products.....		325611-S	8.1	0.1	0.0	0.1	1.5	0.0
Polish and other sanitation good mfg.....	325612		4.5	0.2	0.3	0.1	0.0	0.0
Primary products.....		325612-P	4.7	0.2	0.3	0.0	0.0	0.0
Polishing preparations and related products.....		325612-7	3.3	0.6	0.4	-0.1	0.0	0.0
Specialty cleaning and sanitation products.....		325612-8	4.0	0.3	0.6	0.1	0.0	0.1
Disinfectants, nonagricultural, industrial and institutional.....		325612-81	3.4	0.0	0.7	0.0	0.0	0.0
Air and room fresheners.....		325612-83	8.9	0.0	0.0	0.0	0.0	0.0
Laundry fabric softeners and rinses, liquid and dry.....		325612-88	3.6	0.0	0.4	1.0	0.0	0.9
Other specialty cleaning and sanitation products.....		325612-89	3.4	0.5	0.7	0.1	0.0	0.0
Secondary products and miscellaneous receipts.....		325612-SM						
Miscellaneous receipts.....		325612-M	3.5	0.0	2.6	0.0	0.0	0.0
Surface active agent manufacturing.....	325613		-3.7	-1.9	-0.3	-0.4	0.8	-0.1
Primary products.....		325613-P	-3.2	-2.0	0.0	-0.5	0.8	0.0
Surfactants, finishing agents, and assistants.....		325613-0	-3.2	-2.0	0.0	-0.5	0.8	0.0
Textile and leather assistants and finishes.....		325613-01	-	-6.7	-0.1	-1.7	-1.9	-
Surfactants (bulk surface active agents).....		325613-02	1.4	0.0	0.0	0.0	1.8	0.0
Secondary products and miscellaneous receipts.....		325613-SM						
Toilet preparation mfg.....	32562		5.4	0.6	0.2	0.5	0.2	0.0
Toilet preparation manufacturing.....	325620		5.4	0.6	0.2	0.5	0.2	0.0
Primary products.....		325620-P	5.8	0.6	0.2	0.5	0.2	0.0
Denture cleaners, mouthwashes, gargles, and rinses.....		325620-A	7.3	7.2	0.0	0.0	0.1	0.0
Creams, lotions, and oils, excluding shaving, hair, and deodorant.....		325620-D	7.2	0.0	0.3	0.0	0.0	0.0
Other cosmetics and toilet preparations.....		325620-G	4.8	0.1	0.4	1.2	0.5	0.0
Shaving preparations.....		325620-1	0.6	0.0	0.0	0.0	0.0	0.0

See footnotes at end of table.

Table 12. Producer price index percentage changes for the net output of selected industries and their products, not seasonally adjusted — Continued
 [July 2023]

Title ¹	Industry code	Product code	Unadjusted 12-month percent change ²	Unadjusted 1-month percent change ²				
			July 2022 to July 2023 ^P	Feb. to Mar.	Mar. to Apr. ^P	Apr. to May ^P	May to June ^P	June to July ^P
Toilet preparation manufacturing - Continued								
Perfumes, toilet waters, and colognes.....		325620-4	4.1	0.0	0.0	0.0	0.0	0.0
Hair preparations (including shampoos).....		325620-7	5.2	0.0	0.0	0.0	0.0	0.0
Hair preparations incl professional, consumer, and cream/gel shampoos.....		325620-71	5.0	0.0	0.0	0.0	0.0	0.0
Hair tonics and hair dressings incl professional and consumer use.....		325620-72	5.7	0.0	0.0	0.0	0.0	0.0
Secondary products and miscellaneous receipts.....		325620-SM						
Secondary products.....		325620-S	2.0	-0.1	0.0	0.2	-1.5	0.0
Other chemical product & preparation mfg.....	3259		-0.2	0.2	0.4	0.4	-1.1	-0.5
Printing ink mfg.....	32591		4.7	0.0	0.5	0.0	0.0	-0.1
Printing ink manufacturing.....	325910		4.7	0.0	0.5	0.0	0.0	-0.1
Primary products.....		325910-P	4.9	0.0	0.5	0.0	0.0	-0.1
Flexographic printing inks.....		325910-A	5.8	0.2	0.0	0.0	0.0	0.0
Nonimpact/digital inks.....		325910-E	4.8	-0.1	1.9	0.1	0.0	-0.5
All other printing inks.....		325910-H	5.2	-0.6	0.2	0.2	0.1	0.4
Lithographic and offset inks.....		325910-6	4.9	0.0	0.0	0.0	0.0	0.0
News and nonheat web offset printing inks.....		325910-61	4.9	0.0	0.0	0.0	0.0	0.0
Publication and commercial web inks.....		325910-62	7.0	0.0	0.0	0.0	0.0	0.0
Sheet-fed general inks.....		325910-63	2.2	0.0	0.0	0.0	0.0	0.0
Sheet-fed packaging inks.....		325910-64	1.9	0.0	0.0	0.0	0.0	0.0
Gravure printing inks.....		325910-7	0.0	0.0	0.0	0.0	0.0	0.0
Secondary products and miscellaneous receipts.....		325910-SM						
Miscellaneous receipts.....		325910-M	0.0	0.0	0.0	0.0	0.0	0.0
Secondary products.....		325910-S	-	-1.2	-	-	-	-
Explosives mfg.....	32592		3.4	-1.1	-0.6	-0.6	0.0	0.0
Explosives manufacturing.....	325920		3.4	-1.1	-0.6	-0.6	0.0	0.0
Primary products.....		325920-P	4.2	-0.7	-0.6	-0.9	0.2	-0.2
Explosives and blasting accessories.....		325920-0	4.2	-0.7	-0.6	-0.9	0.2	-0.2
Secondary products and miscellaneous receipts.....		325920-SM						
All other chemical product & preparation mfg.....	32599		-1.0	0.4	0.5	0.5	-1.3	-0.6
Custom compounding of purchased resins.....	325991		-6.9	-0.6	1.6	0.1	0.0	-2.5
Primary products.....		325991-P	-7.0	-0.6	1.6	0.1	0.0	-2.5
Custom compounding of purchased resins and color concentrates.....		325991-0	-7.0	-0.6	1.6	0.1	0.0	-2.5
Secondary products and miscellaneous receipts.....		325991-SM						
Photographic Film, Paper, Plate, Chemical, and Copy Toner Manufacturing.....	325992		1.2	2.3	-0.6	3.6	-4.6	0.6
Primary products.....		325992-P	1.9	2.5	-0.6	3.9	-5.0	0.6
Photographic sensitized film, plates, paper, & cloth.....		325992-T	1.5	3.2	-0.9	5.5	-7.0	0.8
Photographic sensitized film, plates, paper, & cloth, silver-halide-type (excl X-ray).....		325992-T1	-1.3	3.8	-1.0	6.6	-8.4	1.0
Photographic sensitized film, plates, paper & cloth, other than silver-halide-type (incl X-ray).....		325992-T3	3.4	0.0	0.0	0.0	0.6	0.0
Prepared photographic chemicals.....		325992-5	3.7	0.7	0.0	0.0	0.4	0.0
Secondary products and miscellaneous receipts.....		325992-SM						
Other miscellaneous chemical product manufacturing.....	325998		2.0	0.4	0.2	-0.1	-1.0	0.1
Primary products.....		325998-P	2.2	0.4	0.3	-0.1	-1.1	0.2
Water treating compounds.....		325998-A	-6.5	-0.1	2.4	0.4	-6.1	0.6
All other chemical preparations, including essential oils, matches, and gelatin.....		325998-J	4.1	1.2	-0.2	-0.3	0.4	0.3
Secondary products and miscellaneous receipts.....		325998-SM						
Miscellaneous receipts.....		325998-M	3.1	0.0	0.3	0.0	0.0	0.0
Secondary products.....		325998-S	-5.6	-0.4	-1.0	0.5	0.1	-4.9
Plastics and rubber products mfg.....	326		-1.1	-0.1	0.0	-0.3	-0.3	-0.2
Plastics product mfg.....	3261		-2.1	-0.1	0.0	-0.3	-0.4	-0.2
Unsupported plastics film, sheet, and bag mfg.....	32611		-5.7	-0.8	0.5	-0.6	-1.2	-0.1
Plastics bag and pouch manufacturing.....	326111		-0.9	0.2	0.2	-0.2	-0.1	0.0
Primary products.....		326111-P	-0.8	0.2	0.2	-0.2	0.0	0.1
Single-web film specialty bags, pouches, and liners.....		326111-1	-0.9	0.2	0.2	-0.2	0.0	0.1
Polyethylene grocery and variety bags and pouches.....		326111-11	-4.1	-0.6	0.1	-2.4	0.0	-0.1
Polyethylene refuse bags.....		326111-12	-7.1	0.3	0.6	0.7	0.0	-0.2
Other polyethylene bags, pouches, and liners.....		326111-15	6.3	0.8	0.3	0.1	-0.1	0.4
Coextruded single-web film specialty bags, pouches, & liners.....		326111-16	-1.6	0.0	0.0	0.0	0.0	0.0
Multiweb film/film combination specialty bags, pouches, and liners.....		326111-3	-1.0	-0.7	-0.4	-0.3	0.0	-0.4
Secondary products and miscellaneous receipts.....		326111-SM						

See footnotes at end of table.

Table 12. Producer price index percentage changes for the net output of selected industries and their products, not seasonally adjusted — Continued
 [July 2023]

Title ¹	Industry code	Product code	Unadjusted 12-month percent change ²	Unadjusted 1-month percent change ²				
			July 2022 to July 2023 ^P	Feb. to Mar.	Mar. to Apr. ^P	Apr. to May ^P	May to June ^P	June to July ^P
Plastics bag and pouch manufacturing - Continued								
Secondary products.....		326111-S	-3.0	-0.6	0.8	-0.3	0.2	-1.1
Plastics packaging film and sheet mfg.....	326112		-2.8	0.7	1.1	-0.8	0.4	-0.4
Primary products.....		326112-P	-2.7	0.7	1.2	-0.9	0.5	-0.4
Single-web film, rolls, and sheets, including coextruded, for flexible packaging uses.....		326112-1	-2.1	2.1	0.8	-0.5	-0.3	-0.3
Single-web film, rolls, and sheets for flexible packaging uses.....		326112-11	0.0	2.4	0.8	-0.4	0.0	-0.2
Coextruded single-web film, for flexible packaging uses.....		326112-12	-10.8	1.0	0.6	-0.6	-1.4	-1.0
Film/film multiweb laminated rolls and sheets, excluding foil, for flexible packaging uses.....		326112-3	-4.8	-5.4	3.0	-2.7	3.8	-0.7
Secondary products and miscellaneous receipts.....		326112-SM						
Secondary products.....		326112-S	-4.3	0.3	0.7	-0.1	-0.1	-0.2
Nonpackaging plastics film and sheet mfg.....	326113		-10.9	-2.7	0.0	-0.6	-3.2	0.1
Primary products.....		326113-P	-11.1	-3.0	0.1	-0.5	-3.3	0.1
Unlaminated plastics film and sheet, excluding packaging.....		326113-0	-11.1	-3.0	0.1	-0.5	-3.3	0.1
Unlaminated polyethylene film and sheet.....		326113-01	-9.1	-2.7	-0.9	-0.1	-4.3	0.8
Unlaminated vinyl and vinyl copolymer film and sheet.....		326113-03	-1.8	-1.0	0.0	0.0	-0.7	0.0
Miscellaneous unlaminated plastics film and sheet.....		326113-04	-13.2	-2.2	0.2	-0.1	-2.7	-0.4
Secondary products and miscellaneous receipts.....		326113-SM						
Secondary products.....		326113-S	-5.8	3.4	-0.2	-2.9	-0.9	0.4
Plastics pipe/fitting/unsupported shapes mfg.....	32612		-6.3	0.7	-0.4	-1.1	-0.5	-2.2
Unlaminated plastics profile shape mfg.....	326121		1.4	1.2	-0.2	0.3	1.0	-4.2
Primary products.....		326121-P	1.6	1.4	0.2	0.3	1.1	-4.8
Unlaminated plastics profile shapes.....		326121-0	1.6	1.4	0.2	0.3	1.1	-4.8
Secondary products and miscellaneous receipts.....		326121-SM						
Plastics pipe and pipe fitting manufacturing.....	326122		-9.5	0.4	-0.5	-1.8	-1.1	-1.3
Primary products.....		326122-P	-9.8	0.4	-0.5	-1.8	-1.2	-1.3
Plastics pipe.....		326122-1	-11.1	0.1	-0.5	-1.8	-1.3	-1.3
Plastics drain, waste, and vent pipe.....		326122-11	-21.3	1.2	-1.7	-2.6	-0.9	-2.1
Plastics water pipe.....		326122-13	-5.5	-0.3	0.0	-1.8	-1.8	-0.7
Plastics sewer, stormdrain, and water main pipe.....		326122-18	-10.8	-0.3	-0.3	-1.2	-1.6	-0.2
Other plastics pipe.....		326122-1B	-12.6	0.0	0.0	0.0	0.0	-8.9
Plastics pipe fittings and unions.....		326122-3	-3.0	2.0	-0.7	-1.7	-0.7	-1.0
Secondary products and miscellaneous receipts.....		326122-SM						
Miscellaneous receipts.....		326122-M	3.7	-7.3	-2.7	-0.7	1.6	2.6
Secondary products.....		326122-S1	3.4	0.7	0.3	1.0	0.0	-0.1
Laminated plastics plate, sheet, and shape mfg.....	32613		5.1	0.4	0.0	0.5	0.2	0.0
Laminated plastics plate, sheet (except packaging), and shape manufacturing.....	326130		5.1	0.4	0.0	0.5	0.2	0.0
Primary products.....		326130-P	5.0	0.5	0.0	0.4	0.2	0.0
Laminated plastics plates, sheet (except packaging), and shapes.....		326130-0	5.0	0.5	0.0	0.4	0.2	0.0
Secondary products and miscellaneous receipts.....		326130-SM						
Secondary products.....		326130-S	-	0.0	0.0	0.0	0.0	-
Polystyrene foam product mfg.....	32614		-4.9	-0.2	-0.1	-0.7	-1.4	0.0
Polystyrene foam product manufacturing.....	326140		-4.9	-0.2	-0.1	-0.7	-1.4	0.0
Primary products.....		326140-P	-5.8	-0.3	-0.2	-1.0	-1.8	0.0
Packaging, polystyrene foam products.....		326140-2	-3.8	-1.0	-0.2	-1.3	-0.7	-0.2
Polystyrene foam food containers.....		326140-21	-11.7	-1.2	-0.2	-2.0	0.3	-0.3
Polystyrene foam protective shipping pads, shaped cushioning, etc.....		326140-22	9.8	-0.8	0.0	0.0	-2.6	0.0
Building and construction polystyrene foam products.....		326140-3	-7.9	-0.2	0.0	0.0	-6.6	-0.9
Consumer and institutional polystyrene foam products.....		326140-5	-8.4	0.4	-0.4	-1.4	-0.5	0.6
All other polystyrene foam products incl. transportation application uses.....		326140-9	2.3	0.0	0.0	0.0	-1.1	0.0
Secondary products and miscellaneous receipts.....		326140-SM						
Foam product (ex polystyrene) mfg.....	32615		-3.8	-1.2	-1.1	-0.1	0.0	-0.7
Urethane and other foam product mfg.....	326150		-3.8	-1.2	-1.1	-0.1	0.0	-0.7
Primary products.....		326150-P	-4.3	-1.2	-1.2	-0.1	0.0	-0.7
Packaging polyurethane foam products.....		326150-2	1.3	0.0	1.3	0.0	0.0	0.0
Furniture and furnishings polyurethane foam products.....		326150-4	-14.1	-2.8	-3.7	-0.2	0.0	-1.6
Polyurethane foam formed and slab stock for pillows, seating, and cushioning.....		326150-41	-12.6	0.1	-2.4	-0.9	0.1	-0.8
Consumer and institutional polyurethane foam products.....		326150-5	-	0.0	3.0	-	-	-
All other miscellaneous polyurethane foam products.....		326150-6	2.5	0.0	0.0	0.0	0.0	0.0
Products made of foam other than polystyrene or polyurethane.....		326150-9	2.8	0.3	0.0	0.0	0.0	0.0
Secondary products and miscellaneous receipts.....		326150-SM						

See footnotes at end of table.

Table 12. Producer price index percentage changes for the net output of selected industries and their products, not seasonally adjusted — Continued
 [July 2023]

Title ¹	Industry code	Product code	Unadjusted 12-month percent change ²	Unadjusted 1-month percent change ²				
				July 2022 to July 2023 ^P	Feb. to Mar.	Mar. to Apr. ^P	Apr. to May ^P	May to June ^P
Urethane and other foam product mfg. - Continued								
Secondary products.....		326150-S	6.1	0.1	0.0	-0.3	0.8	-1.1
Plastics bottle mfg.....	32616		-2.9	0.1	-1.0	0.5	0.5	-0.2
Plastics bottle manufacturing.....	326160		-2.9	0.1	-1.0	0.5	0.5	-0.2
Primary products.....		326160-P	-2.9	0.0	-1.0	0.5	0.5	-0.2
Plastics bottles.....		326160-0	-2.9	0.0	-1.0	0.5	0.5	-0.2
Secondary products and miscellaneous receipts.....		326160-SM						
Other plastics product mfg.....	32619		0.7	0.0	0.2	0.0	-0.1	0.2
Plastics plumbing fixture manufacturing.....	326191		2.6	0.0	0.0	-0.4	0.1	0.3
Primary products.....		326191-P	2.7	0.0	0.0	-0.4	0.1	0.3
Plastics plumbing fixtures.....		326191-0	2.7	0.0	0.0	-0.4	0.1	0.3
Secondary products and miscellaneous receipts.....		326191-SM						
Miscellaneous receipts.....		326191-M	-2.1	0.0	0.0	0.0	0.0	1.4
All other plastics product manufacturing.....	326199		0.6	0.0	0.2	0.0	-0.1	0.2
Primary products.....		326199-P	0.1	0.0	0.2	0.0	-0.3	0.2
All other reinforced and fiberglass plastics products.....		326199-A	11.4	0.9	0.1	0.5	0.0	0.7
Consumer/institutional/commercial fabricated plastics products (excl. foam and wire coated).....		326199-C	1.5	-0.5	0.2	0.1	0.1	0.1
Transportation fabricated plastics products (excluding foam and reinforced plastics).....		326199-1	-1.0	0.4	0.0	-0.7	-0.4	0.0
Electrical and electronic fabricated plastics (excluding foam and reinforced plastics).....		326199-2	1.9	0.0	0.2	-0.1	1.1	1.4
Industrial machinery plastics products, excluding foam (incl. gears, bearings, etc.).....		326199-3	6.0	0.0	0.0	0.0	0.0	0.0
Plastics packaging (excluding film, sheet, foam, and bottles).....		326199-4	-4.7	-0.1	0.6	0.3	-0.9	-0.5
Building & construction fabricated plastics products (excl foam, plumbing fixtures, hardware).....		326199-8	-1.6	-0.2	0.1	0.2	-0.1	0.9
Secondary products and miscellaneous receipts.....		326199-SM						
Miscellaneous receipts.....		326199-M	8.0	0.2	0.6	-0.3	0.3	0.0
Secondary products.....		326199-S	2.0	-0.5	-0.2	0.5	2.6	0.1
Rubber product mfg.....	3262		3.8	0.1	-0.2	-0.5	-0.2	0.2
Tire mfg.....	32621		5.6	0.1	0.2	-0.6	-0.1	0.0
Tire manufacturing, except retreading.....	326211		5.6	0.1	0.2	-0.6	-0.1	0.0
Primary products.....		326211-P	6.1	0.1	0.2	-0.6	-0.1	0.0
Tread rubber, tire sundries, and repair materials.....		326211-H	7.3	4.7	2.1	-0.1	-0.7	0.1
Pneumatic tires (including passenger, truck, bus, tractor, industrial, and other tires).....		326211-0	6.3	0.0	0.1	-0.7	-0.1	0.0
Passenger car pneumatic tires (casings).....		326211-01	7.6	0.0	0.0	-0.2	0.0	0.0
Truck and bus (including off-the-highway) pneumatic tires.....		326211-03	2.6	0.0	0.0	-3.6	0.0	0.0
Secondary products and miscellaneous receipts.....		326211-SM						
Rubber and plastics hose and belting.....	32622		-0.4	0.2	-0.8	-0.8	-0.2	0.4
Rubber and plastics hose and belting mfg.....	326220		-0.4	0.2	-0.8	-0.8	-0.2	0.4
Primary products.....		326220-P	0.1	0.2	-0.7	-0.8	-0.2	0.4
Rubber and plastics belt and belting mfg.....		326220-D	3.1	0.4	0.1	-0.4	-0.6	0.0
Rubber and plastics transmission belts and belting (excluding flat).....		326220-D2	6.9	0.7	0.4	0.0	0.0	0.1
Rubber and plastic hose mfg.....		326220-H	-2.7	0.0	-1.6	-1.3	0.1	0.8
Rubber and plastics hose for on- and off-highway motor vehicles.....		326220-H3	4.9	0.0	1.5	-1.4	0.0	3.8
Industrial rubber and plastics hose without fittings.....		326220-H4	-4.7	0.0	-1.8	0.0	0.0	0.0
Rubber and plastics water hose (incl. fire, irrigation, etc.).....		326220-H5	-17.3	0.0	-8.3	-5.8	0.0	-3.4
Secondary products and miscellaneous receipts.....		326220-SM						
Other rubber product mfg.....	32629		2.9	0.2	-0.4	-0.1	-0.2	0.3
Rubber product mfg. for mechanical use.....	326291		5.9	0.7	0.5	-0.1	0.0	0.0
Primary products.....		326291-P	6.2	0.6	0.5	-0.1	0.0	0.0
Other extruded rubber mechanical goods (excl. auto)(excl. tubing).....		326291-C	0.9	0.0	0.0	0.7	0.0	0.0
Molded rubber mechanical goods, automotive.....		326291-1	9.5	0.6	0.0	0.1	0.1	0.0
Molded rubber mechanical goods, transportation (excluding automotive)/off-highway machinery.....		326291-2	4.8	1.5	0.0	0.0	0.1	0.0
Other molded rubber mechanical goods (excluding tubing).....		326291-9	3.9	0.2	2.9	-1.1	0.0	0.0
Secondary products and miscellaneous receipts.....		326291-SM						
Secondary products.....		326291-S	3.3	1.3	0.0	0.0	0.3	-0.6
All other rubber product manufacturing.....	326299		1.0	-0.2	-1.0	-0.1	-0.4	0.6
Primary products.....		326299-P	1.2	-0.2	-1.0	-0.1	-0.4	0.6
Rubber druggist and medical sundries, excluding gloves.....		326299-A	-	0.0	0.0	0.0	-	-

See footnotes at end of table.

Table 12. Producer price index percentage changes for the net output of selected industries and their products, not seasonally adjusted — Continued
[July 2023]

Title ¹	Industry code	Product code	Unadjusted 12-month percent change ²	Unadjusted 1-month percent change ²				
				July 2022 to July 2023 ^P	Feb. to Mar.	Mar. to Apr. ^P	Apr. to May ^P	May to June ^P
All other rubber product manufacturing - Continued								
All other miscellaneous rubber goods.....		326299-B	5.9	0.0	0.0	-0.2	0.0	0.0
Rubber compounds or mixtures for sale or interplant transfer.....		326299-6	-3.0	-0.4	-2.8	0.0	-1.3	-0.4
All other industrial rubber products.....		326299-7	4.4	-0.1	-0.6	0.2	0.0	2.5
Secondary products and miscellaneous receipts.....		326299-SM						
Nonmetallic mineral product manufacturing.....	327		7.6	0.5	0.2	0.4	0.1	0.2
Clay product and refractory manufacturing.....	3271		5.6	-0.1	0.3	0.6	0.2	0.1
Pottery, ceramics, and plumbing fixture mfg.....	32711		4.0	0.3	0.1	0.3	0.0	0.5
Pottery, ceramics, and plumbing fixture mfg.....	327110		4.0	0.3	0.1	0.3	0.0	0.5
Primary products.....		327110-P	4.5	0.3	0.1	0.4	0.0	0.5
Vitreous china, porcelain, and earthenware (semivitreous) table and kitchenware..		327110-5	—	0.0	0.0	0.0	0.0	0.0
All other pottery products (including china decorated for the trade).....		327110-6	3.5	0.0	0.0	2.2	0.0	0.0
Porcelain, steatite, and other ceramic electrical products.....		327110-7	7.3	0.7	0.2	-0.2	0.0	1.1
Secondary products and miscellaneous receipts.....		327110-SM						
Clay building material and refractories mfg.....	32712		6.3	-0.3	0.4	0.7	0.2	-0.1
Clay building material and refractories mfg.....	327120		6.3	-0.3	0.4	0.7	0.2	-0.1
Primary products.....		327120-P	6.0	-0.3	0.4	0.7	0.2	-0.1
Brick and structural clay tile.....		327120-1	7.6	0.8	0.0	0.2	0.0	0.0
Building or common brick.....		327120-11	7.5	0.7	0.0	0.2	0.0	0.0
Glazed brick and other brick (paving, floor, and sewer).....		327120-12	11.7	2.2	0.0	0.0	0.0	0.0
Clay floor and wall tile, glazed and unglazed (including quarry tile and ceramic mosaic tile).....		327120-2	6.3	-2.2	1.9	2.4	0.9	0.0
Nonclay refractories (excluding dead-burned magnesia).....		327120-6	6.6	-1.1	0.1	1.5	0.3	-0.6
Clay refractories.....		327120-7	4.6	0.0	0.0	0.0	0.0	0.0
All other structural clay products, excluding clay refractories.....		327120-9	8.3	7.1	0.0	0.0	0.0	0.0
Secondary products and miscellaneous receipts.....		327120-SM						
Miscellaneous receipts.....		327120-M	11.3	2.9	0.0	0.0	0.0	0.0
Glass and glass product manufacturing.....	3272		7.7	0.2	-0.3	-0.4	0.5	-0.1
Glass and glass product manufacturing.....	32721		7.7	0.2	-0.3	-0.4	0.5	-0.1
Flat glass manufacturing.....	327211		4.2	-0.6	-0.5	0.2	1.5	0.8
Primary products.....		327211-P	4.1	-0.6	-0.5	0.2	1.5	0.8
Flat glass (float, sheet, and plate process), made by flat glass producers.....		327211-1	4.3	-0.9	-0.8	0.3	2.4	1.2
Other glass products, made by flat glass producers.....		327211-4	3.2	0.0	0.0	0.0	0.0	0.0
Secondary products and miscellaneous receipts.....		327211-SM						
Other pressed and blown glass and glassware.....	327212		9.5	0.0	0.0	0.8	0.0	0.0
Primary products.....		327212-P	9.0	0.0	0.0	0.2	0.0	0.0
Glass fiber and machine-made pressed and blown glass and glassware, made by glass producers.....		327212-B	9.0	0.0	0.0	0.0	0.0	0.0
Handmade pressed and blown glass and glassware, made by glass producers.....		327212-9	11.1	0.3	0.0	10.1	0.0	0.0
Secondary and miscellaneous receipts.....		327212-SM						
Glass container manufacturing.....	327213		11.4	0.0	0.0	0.6	0.0	-0.2
Primary products.....		327213-P	11.5	0.0	0.0	0.6	0.0	-0.2
Glass containers (including value of packaging).....		327213-0	11.5	0.0	0.0	0.6	0.0	-0.2
Secondary products and miscellaneous receipts.....		327213-SM1						
Glass product mfg. made of purchased glass.....	327215		7.2	0.5	-0.4	-1.4	0.4	-0.5
Primary products.....		327215-P	7.3	0.5	-0.4	-1.4	0.4	-0.5
Pressed and blown glassware, made from purchased glass.....		327215-E	—	2.0	-0.5	-0.9	-0.1	-0.2
Other glass products, made from purchased glass.....		327215-F	8.5	0.1	-0.1	-1.0	-0.2	0.0
Mirrors (decorated and undecorated), made from purchased glass.....		327215-9	4.2	1.3	-0.9	-3.1	2.9	-2.2
Secondary products and miscellaneous receipts.....		327215-SM						
Secondary products.....		327215-S	—	0.4	0.0	0.0	0.0	0.0
Cement and concrete product manufacturing.....	3273		9.7	0.7	0.5	0.8	0.0	0.5
Cement manufacturing.....	32731		12.6	0.2	0.1	0.6	-0.1	1.7
Cement manufacturing.....	327310		12.6	0.2	0.1	0.6	-0.1	1.7
Primary products.....		327310-P	12.6	0.2	0.1	0.6	-0.1	1.7
Cement, hydraulic (including cost of shipping containers).....		327310-0	12.6	0.2	0.1	0.6	-0.1	1.7
Secondary products and miscellaneous receipts.....		327310-SM						
Ready-mix concrete manufacturing.....	32732		10.2	0.9	0.7	1.2	-0.4	0.6
Ready-mix concrete manufacturing.....	327320		10.2	0.9	0.7	1.2	-0.4	0.6
Primary products.....		327320-P	10.4	0.9	0.7	1.3	-0.4	0.6

See footnotes at end of table.

Table 12. Producer price index percentage changes for the net output of selected industries and their products, not seasonally adjusted — Continued
 [July 2023]

Title ¹	Industry code	Product code	Unadjusted 12-month percent change ²	Unadjusted 1-month percent change ²				
				July 2022 to July 2023 ^P	Feb. to Mar.	Mar. to Apr. ^P	Apr. to May ^P	May to June ^P
Ready-mix concrete manufacturing - Continued								
Northeast region ready-mix concrete.....		327320-A	12.5	1.8	1.6	4.1	-0.5	0.0
Midwest region ready-mix concrete.....		327320-B	13.4	1.7	0.2	1.5	-1.9	1.3
South region ready-mix concrete.....		327320-C	9.8	0.7	0.4	0.9	0.1	0.9
West region ready-mix concrete.....		327320-D	8.2	0.3	1.3	0.6	-0.2	-0.2
Secondary products and miscellaneous receipts.....		327320-SM						
Miscellaneous receipts.....		327320-M	2.1	0.0	0.0	0.0	0.0	0.8
Secondary products.....		327320-S	11.2	0.0	0.1	0.0	0.0	0.0
Concrete pipe, brick, and block manufacturing.....	32733		11.2	-0.7	0.9	0.2	0.6	0.0
Concrete block and brick manufacturing.....	327331		9.4	0.4	0.9	0.1	0.1	0.0
Primary products.....		327331-P	9.2	0.3	1.0	0.0	0.1	0.0
Concrete block and brick.....		327331-0	9.2	0.3	1.0	0.0	0.1	0.0
Structural concrete block, lightweight units (weighing less than 105 lb/cubic ft.) (dry weight).....		327331-01	10.3	-0.3	1.9	0.0	0.0	0.0
Structural concrete block, mediumweight units (weighing 105 - 124 lb/cubic ft.) (dry weight).....		327331-02	13.9	0.0	0.4	0.5	0.2	0.0
Structural concrete block, normalweight units (weighing 125 lb or more/cubic ft.) (dry weight).....		327331-03	9.8	-0.1	0.5	0.0	0.4	0.0
Decorative concrete block (including screen, split, slump, shadowal block, etc.).....		327331-04	7.5	0.5	0.8	0.0	0.0	0.0
Concrete pavers (including grid, interlocking, etc.).....		327331-05	8.6	0.5	1.0	0.0	0.0	0.0
Concrete brick.....		327331-06	8.6	0.5	1.0	0.0	0.0	0.0
Secondary products and miscellaneous receipts.....		327331-SM						
Miscellaneous receipts.....		327331-M	6.1	1.4	0.0	0.0	0.0	1.6
Secondary products.....		327331-S	18.1	3.4	0.0	1.3	0.0	0.4
Concrete pipe manufacturing.....	327332		13.7	-3.4	0.7	0.4	1.9	0.0
Primary products.....		327332-P	13.5	-3.4	0.7	0.4	1.7	0.0
Concrete pipe.....		327332-0	13.5	-3.4	0.7	0.4	1.7	0.0
Concrete storm sewer pipe.....		327332-02	10.5	-1.0	0.0	0.4	-0.1	0.0
Concrete pipe, except concrete culvert and storm sewer pipe.....		327332-03	7.3	0.0	0.0	0.2	3.1	0.0
Secondary products and miscellaneous receipts.....		327332-SM1						
Other concrete product manufacturing.....	32739		7.0	1.0	0.2	0.3	0.6	0.3
Other concrete product manufacturing.....	327390		7.0	1.0	0.2	0.3	0.6	0.3
Primary products.....		327390-P	7.0	1.0	0.2	0.3	0.5	0.3
Precast concrete products.....		327390-1	7.2	1.2	0.1	0.4	0.7	0.4
Precast concrete slabs and tile, roof and floor units.....		327390-11	8.7	0.0	0.0	0.0	0.0	0.0
Precast concrete architectural wall panels.....		327390-12	1.5	0.0	-0.1	0.6	0.0	0.0
Burial vaults and boxes, precast concrete.....		327390-13	5.9	0.0	0.0	0.0	0.0	0.0
Precast concrete products (excl burial vaults and boxes, slabs and tile, and arch. wall panels).....		327390-14	8.4	1.6	0.1	0.5	0.9	0.5
Prestressed concrete products.....		327390-4	4.3	0.1	0.7	-0.2	-0.3	0.0
Prestressed concrete products (excl bridge beams and solid and hollow cored slabs and panels).....		327390-43	4.1	0.8	1.8	0.0	0.0	0.0
Prestressed concrete bridge beams.....		327390-46	4.9	-0.3	0.0	0.1	-0.4	0.0
Prestressed concrete solid and hollow cored slabs and panels.....		327390-47	2.8	-0.6	-1.0	-1.5	-1.0	0.0
Secondary products and miscellaneous receipts.....		327390-SM						
Secondary products.....		327390-S	11.6	0.0	0.0	0.0	5.3	1.2
Lime and gypsum product manufacturing.....	3274		7.2	0.5	-0.6	-0.3	-0.1	-0.1
Lime manufacturing.....	32741		20.4	0.3	0.1	1.1	0.0	0.2
Lime manufacturing.....	327410		20.4	0.3	0.1	1.1	0.0	0.2
Primary products.....		327410-P	20.3	0.3	0.1	1.1	0.0	0.2
Lime.....		327410-0	20.3	0.3	0.1	1.1	0.0	0.2
Gypsum product manufacturing.....	32742		1.9	0.6	-0.9	-0.9	-0.2	-0.2
Gypsum product manufacturing.....	327420		1.9	0.6	-0.9	-0.9	-0.2	-0.2
Primary products.....		327420-P	2.2	0.6	-0.9	-0.9	-0.2	-0.2
Gypsum building materials.....		327420-1	2.5	0.7	-1.1	-1.1	-0.2	-0.3
Other gypsum products.....		327420-5	0.0	0.0	0.0	0.0	0.0	0.0
Secondary products and miscellaneous receipts.....		327420-SM						
Other nonmetallic mineral products.....	3279		4.0	0.5	0.4	0.3	-0.2	0.1
Abrasive product manufacturing.....	32791		4.7	1.0	0.9	0.1	0.1	-0.4
Abrasive product manufacturing.....	327910		4.7	1.0	0.9	0.1	0.2	-0.4
Primary products.....		327910-P	4.5	1.0	0.9	0.1	0.0	-0.4

See footnotes at end of table.

Table 12. Producer price index percentage changes for the net output of selected industries and their products, not seasonally adjusted — Continued
 [July 2023]

Title ¹	Industry code	Product code	Unadjusted 12-month percent change ²	Unadjusted 1-month percent change ²				
				July 2022 to July 2023 ^P	Feb. to Mar.	Mar. to Apr. ^P	Apr. to May ^P	May to June ^P
Abrasive product manufacturing - Continued								
Nonmetallic sized grains, powders, and flour abrasives (incl. graded only).....		327910-1	0.1	0.0	0.0	0.0	0.0	0.0
Nonmetallic abrasive products (including diamond abrasives).....		327910-4	8.3	-0.3	0.1	0.0	0.7	0.3
Nonmetallic coated abrasive products and buffing wheels, polishing wheels, and laps.....		327910-7	7.8	1.8	0.5	0.1	0.0	0.0
Secondary products and miscellaneous receipts.....		327910-SM						
Miscellaneous receipts.....		327910-M	7.1	0.0	0.4	0.0	-0.5	0.0
All other nonmetallic mineral product mfg.....	32799		3.8	0.4	0.3	0.3	-0.2	0.2
Cut stone and stone product manufacturing.....								
Primary products.....	327991		2.0	0.0	0.0	-0.4	0.0	0.0
Dressed dimension granite (including gneiss, syenite, diorite, and cut granite).....		327991-P	2.1	0.0	0.0	-0.4	0.0	0.0
Dressed dimension marble and other stone.....		327991-1	2.8	0.0	0.0	-0.8	0.0	0.0
Secondary products and miscellaneous receipts.....		327991-7	1.5	0.0	0.0	0.2	0.0	0.0
Secondary products.....		327991-SM						
Secondary products.....		327991-S	-	0.0	0.0	0.0	0.0	0.1
Ground or treated mineral and earth manufacturing.....								
Primary products.....	327992		4.7	1.1	1.3	0.6	-0.1	0.2
Ground or treated minerals and earths.....		327992-P	4.7	1.1	1.3	0.6	-0.1	0.2
Treated lightweight aggregate and crushed slag, minerals and earths.....		327992-0	4.7	1.1	1.3	0.6	-0.1	0.2
Other minerals or earths, treated.....		327992-04	4.8	0.0	1.2	0.0	0.0	0.0
Secondary products and miscellaneous receipts.....		327992-06	4.7	2.6	1.8	1.3	-0.1	0.0
Secondary products.....		327992-SM						
Mineral wool manufacturing.....								
Primary products.....	327993		4.0	0.6	-0.1	0.9	-0.6	0.2
Mineral wool for thermal and acoustical envelope insulation.....		327993-P	4.0	0.6	-0.1	0.9	-0.6	0.2
Mineral wool for industrial, equipment, and appliance insulation.....		327993-1	1.5	0.4	0.4	-0.2	-0.5	0.3
Secondary products and miscellaneous receipts.....		327993-4	8.8	0.8	-0.7	2.6	-0.8	0.1
Secondary products.....		327993-SM						
Miscellaneous nonmetallic mineral products manufacturing.....								
Primary products.....	327999		4.8	0.0	0.4	0.0	0.0	0.5
All other nonmetallic mineral products.....		327999-P	4.7	0.0	0.4	0.0	0.0	0.5
Other nonmetallic mineral products.....		327999-0	4.7	0.0	0.4	0.0	0.0	0.5
Secondary products and miscellaneous receipts.....		327999-09	6.2	0.0	0.8	0.0	0.0	0.2
Secondary products.....		327999-SM						
Primary metal mfg.....								
Iron & steel mills & ferroalloy mfg.....	331		-13.5	0.5	0.9	3.0	-0.6	-4.8
Iron & steel mills & ferroalloy mfg.....	3311		-21.4	1.0	1.9	6.2	0.4	-8.6
Iron & steel mills & ferroalloy mfg.....	33111		-21.4	1.0	1.9	6.2	0.4	-8.6
Iron and steel mills and ferroalloy mfg.....	331110		-21.4	1.0	1.9	6.2	0.4	-8.6
Primary products.....		331110-P	-20.7	1.1	4.6	6.7	0.4	-9.4
Steel ingots and semifinished products.....		331110-3	-10.6	0.8	2.0	1.0	-0.2	-1.3
Ferroalloys and related products.....		331110-6	-32.4	0.0	1.1	-	-	-
Hot rolled steel bars, plates, and structural shapes.....		331110-7	-12.5	-0.6	1.4	2.4	-0.6	-2.1
Hot rolled steel bars, plates, and structural shapes, carbon.....		331110-71	-13.5	-0.9	1.3	2.6	-0.6	-2.2
Hot rolled steel bars, plates, and structural shapes, alloy.....		331110-76	-4.2	2.1	4.9	0.0	-1.0	-1.3
Secondary products and miscellaneous receipts.....		331110-SM						
Steel product mfg from purchased steel.....	3312		-17.2	0.6	1.9	2.5	-3.3	-3.7
Iron & steel pipe and tube mfg from purchased steel.....	33121		-21.6	-0.1	-0.4	0.8	-4.9	-2.8
Iron and steel pipe and tube manufacturing from purchased steel.....	331210		-21.6	-0.1	-0.4	0.8	-4.9	-2.8
Primary products.....		331210-P	-21.9	-0.1	-0.4	0.8	-4.9	-2.8
Iron and steel pipes and tubes, from purchased iron and steel.....		331210-0	-21.9	-0.1	-0.4	0.8	-4.9	-2.8
Pipe and tube, carbon.....		331210-02	-22.7	0.3	-0.2	2.2	-5.8	-3.1
Pipe and tube, alloy.....		331210-03	-27.9	-1.5	-2.3	-4.1	-3.8	-3.4
Pipe and tube, stainless.....		331210-04	-9.0	-0.9	0.3	-2.3	-1.0	-1.0
Secondary products and miscellaneous receipts.....		331210-SM1						
Rolling & drawing of purchased steel.....	33122		-12.5	1.3	4.6	4.5	-1.6	-4.7
Rolling steel shape mfg.....	331221		-10.3	4.2	8.6	9.8	-1.8	-5.4
Primary products.....		331221-P	-12.0	4.4	9.5	10.9	-2.0	-7.1
Cold rolled steel sheet and strip, made from purchased steel.....		331221-1	-13.8	7.3	18.8	15.6	-2.1	-10.2
Cold finished steel bars and bar shapes, made from purchased steel.....		331221-3	-6.9	0.3	-4.7	1.9	-1.6	-0.4
Secondary products and miscellaneous receipts.....		331221-SM						
Steel wire drawing.....	331222		-14.7	-1.1	1.1	-0.6	-1.4	-3.9
Primary products.....		331222-P	-15.2	-1.1	1.2	-0.6	-1.4	-4.1
Steel wire, including galvanized and other coated wire.....		331222-5	-5.8	0.0	1.1	-0.9	-1.0	-2.5
Carbon steel wire.....		331222-5A	-11.2	-0.8	0.1	0.5	-0.6	-2.2

See footnotes at end of table.

Table 12. Producer price index percentage changes for the net output of selected industries and their products, not seasonally adjusted — Continued
 [July 2023]

Title ¹	Industry code	Product code	Unadjusted 12-month percent change ²	Unadjusted 1-month percent change ²					
				July 2022 to July 2023 ^P	Feb. to Mar.	Mar. to Apr. ^P	Apr. to May ^P	May to June ^P	June to July ^P
Steel wire drawing - Continued									
Stainless steel wire.....		331222-5C	2.9	0.0	0.0	-8.8	-1.4	0.0	
Secondary products and miscellaneous receipts.....		331222-SM							
Miscellaneous receipts.....		331222-M	-10.2	-0.5	0.0	1.2	-5.3	0.0	
Alumina & aluminum production & processing.....	3313		-7.9	-0.2	-1.9	0.4	-1.3	-1.7	
Alumina & aluminum production & processing.....	33131		-7.9	-0.2	-1.9	0.4	-1.3	-1.7	
Secondary smelting and alloying of aluminum.....	331314		-9.7	-0.2	-1.7	-0.6	-1.3	-1.9	
Primary products.....		331314-P	-10.9	-0.2	-1.8	-0.7	-1.3	-1.9	
Aluminum ingot, including billet, made by secondary smelters.....		331314-2	-12.7	-0.2	-2.2	-0.7	-1.4	-2.1	
Aluminum and aluminum-base alloys powders, paste, and flakes.....		331314-5	7.6	-0.1	3.1	0.0	0.1	-0.1	
Secondary products and miscellaneous receipts.....		331314-SM							
Aluminum sheet, plate, and foil mfg.....	331315		-11.3	0.4	-1.9	0.8	-1.3	-1.9	
Primary products.....		331315-P	-11.3	0.4	-1.9	0.8	-1.3	-1.9	
Aluminum sheet, plate, and foil.....		331315-0	-11.3	0.4	-1.9	0.8	-1.3	-1.9	
Other aluminum rolling, drawing, and extruding.....	331318		-4.8	-0.4	-2.0	0.1	-0.8	-1.2	
Primary products.....		331318-P	-4.9	-0.4	-2.1	0.1	-0.8	-1.2	
Other extruded aluminum shapes, including rod, bar, and wire.....		331318-0	-5.0	-0.4	-2.0	0.1	-0.8	-1.2	
Secondary products and miscellaneous receipts.....		331318-SM							
Nonferrous (exc alum) production & processing.....	3314		2.5	-0.7	0.1	-1.0	-1.6	-0.2	
Nonferrous metal (except aluminum) smelting and refining.....	33141		8.6	-3.2	0.8	1.7	0.5	1.8	
Nonferrous metal (except aluminum) smelting and refining.....	331410		8.6	-3.2	0.8	1.7	0.5	1.8	
Primary products.....		331410-P	7.9	-3.3	0.9	1.9	0.5	1.8	
Primary smelting and refining of copper.....		331410-1	-	0.0	-	-	-	-	
Secondary products and miscellaneous receipts.....		331410-SM1							
Copper rolling/drawing/extruding & alloying.....	33142		0.4	-0.5	-0.8	-2.5	-2.3	-0.2	
Copper rolling, drawing, extruding, and alloying.....	331420		0.4	-0.5	-0.8	-2.5	-2.3	-0.2	
Primary products.....		331420-P	0.7	-0.5	-0.8	-2.6	-2.4	-0.1	
Copper wire and cable.....		331420-A	-3.0	-1.2	-0.9	-3.4	-3.0	-0.5	
Copper and copper alloy mill shapes, except wire and cable.....		331420-B	-	0.0	-0.9	-2.2	-1.9	-0.1	
Secondary products and miscellaneous receipts.....		331420-SM							
Miscellaneous receipts.....		331420-M	-	-	-	-1.7	-0.3	0.3	
Other nonferrous roll/draw/extruding/alloying.....	33149		2.1	0.4	1.2	-0.2	-1.6	-1.1	
Nonferrous metal (except copper and aluminum) rolling, drawing, and extruding.....	331491		-0.8	0.4	1.3	0.1	0.0	-1.5	
Primary products.....		331491-P	-0.7	0.3	1.2	0.3	-0.1	-1.6	
All other nonferrous metal mill shapes.....		331491-D	0.0	-1.3	-1.2	4.0	0.1	-0.8	
Nickel and nickel-base alloy mill shapes.....		331491-2	-9.9	0.3	3.7	-1.4	-0.5	-5.0	
Titanium and titanium-base alloy mill shapes.....		331491-3	6.1	1.4	0.3	-0.4	0.0	0.0	
Secondary products and miscellaneous receipts.....		331491-SM							
Secondary products.....		331491-S	2.8	2.2	2.2	0.1	0.0	0.0	
Secondary smelting, refining, and alloying of nonferrous metal (except copper and aluminum).....	331492		2.5	0.4	1.2	-0.4	-2.9	-0.8	
Primary products.....		331492-P	2.8	0.4	1.2	-0.4	-3.0	-0.8	
All other miscellaneous secondary nonferrous metals, including secondary lead and zinc.....		331492-B	-	-1.1	-2.8	-2.6	-6.9	-0.6	
Secondary products and miscellaneous receipts.....		331492-SM							
Foundries.....	3315		2.6	0.2	0.9	0.0	-0.2	-0.3	
Ferrous metal foundries.....	33151		1.7	0.4	0.5	0.0	0.0	-0.6	
Iron foundries.....	331511		2.2	0.2	0.7	0.0	-0.1	0.1	
Primary products.....		331511-P	2.1	0.2	0.7	-0.1	-0.1	0.1	
Ductile iron pressure pipe and fittings.....		331511-1	3.7	0.3	0.6	0.0	0.0	1.3	
Other ductile iron castings.....		331511-3	1.5	0.0	0.6	0.1	0.0	-0.5	
Other ductile iron castings for automotive uses.....		331511-31	0.7	-0.2	0.1	0.1	0.1	-0.6	
Other ductile iron castings for all other uses.....		331511-32	2.1	0.2	0.8	0.2	0.0	-0.5	
Other gray iron castings.....		331511-9	2.4	0.4	1.1	-0.4	-0.3	0.8	
Secondary products and miscellaneous receipts.....		331511-SM							
Steel investment foundries.....	331512		-2.6	1.2	0.0	0.0	0.0	-2.8	
Primary products.....		331512-P	-2.7	1.2	0.0	0.0	0.0	-2.8	
Steel investment castings.....		331512-0	-2.7	1.2	0.0	0.0	0.0	-2.8	
Secondary products and miscellaneous receipts.....		331512-SM							
Secondary products.....		331512-S	-	0.0	0.0	0.2	0.0	-	

See footnotes at end of table.

Table 12. Producer price index percentage changes for the net output of selected industries and their products, not seasonally adjusted — Continued
 [July 2023]

Title ¹	Industry code	Product code	Unadjusted 12-month percent change ²	Unadjusted 1-month percent change ²				
			July 2022 to July 2023 ^P	Feb. to Mar.	Mar. to Apr. ^P	Apr. to May ^P	May to June ^P	June to July ^P
Steel foundries, except investment.....	331513		5.0	0.0	0.6	0.0	0.2	0.0
Primary products.....		331513-P	4.0	0.0	0.6	0.0	0.3	0.0
Carbon steel castings, except investment.....		331513-1	3.3	0.0	1.3	0.0	0.2	-0.1
Alloy steel castings, excluding investment.....		331513-4	3.6	0.0	0.3	0.0	0.3	0.0
High alloy steel castings, except investment.....		331513-41	3.5	0.0	0.0	-0.1	0.0	0.0
Other alloy steel castings, except investment.....		331513-43	1.5	0.1	0.9	0.2	0.8	0.0
Secondary products and miscellaneous receipts.....		331513-SM						
Nonferrous metal foundries.....	33152		3.9	0.1	1.4	0.0	-0.4	0.0
Nonferrous metal die-casting foundries.....	331523		-1.0	-0.8	0.3	-0.3	-0.3	-0.2
Primary products.....		331523-P	-1.0	-0.8	0.3	-0.3	-0.3	-0.2
Aluminum die-castings.....		331523-1	0.3	-1.0	0.5	-0.3	-0.1	-0.2
Nonferrous (except aluminum) die-castings.....		331523-3	-4.3	0.0	-0.4	-0.5	-1.1	-0.2
Secondary products and miscellaneous receipts.....		331523-SM						
Secondary products.....		331523-S	1.2	0.4	0.1	0.1	1.7	-0.1
Aluminum foundries, except die-casting.....	331524		8.7	1.2	-0.2	0.5	0.1	0.7
Primary products.....		331524-P	8.5	0.7	-0.2	0.6	0.1	0.0
Aluminum castings, excluding die-castings.....		331524-0	8.5	0.7	-0.2	0.6	0.1	0.0
Secondary products and miscellaneous receipts.....		331524-SM						
Secondary products.....		331524-S1	9.6	3.9	0.0	0.0	0.3	4.2
Other nonferrous metal foundries, except die-casting.....	331529		12.5	0.9	6.3	0.0	-1.2	-0.3
Primary products.....		331529-P	13.2	0.9	6.9	0.0	-1.2	-0.4
Copper foundries (excluding die-casting).....		331529-5	2.8	1.6	-0.3	0.0	-2.2	-0.7
Secondary products and miscellaneous receipts.....		331529-SM						
Fabricated metal product mfg.....	332		2.4	0.5	0.8	0.0	0.0	-0.1
Forging & stamping.....	3321		-6.2	0.1	1.5	-0.8	-0.6	-0.6
Forging & stamping.....	33211		-6.2	0.1	1.5	-0.8	-0.6	-0.6
Iron and steel forging.....	332111		-3.7	0.0	2.3	-1.0	-0.7	-1.9
Primary products.....		332111-P	-4.3	0.0	2.1	-1.0	-0.7	-2.1
Hot impression die impact, press and upset steel forgings.....		332111-1	-4.8	0.4	2.9	-0.8	-0.9	-2.9
Hot impression die impact, press and upset carbon steel forgings.....		332111-11	-	0.0	-	-	-	-
Hot impression die impact, press and upset alloy steel forgings.....		332111-12	-3.3	0.8	1.6	-2.0	-1.9	-1.4
Secondary products and miscellaneous receipts.....		332111-SM						
Nonferrous forging.....	332112		3.4	-0.2	0.4	0.9	0.0	0.5
Primary products.....		332112-P	3.4	0.0	0.4	0.9	0.0	0.5
Hot impression die impact, press and upset nonferrous forgings.....		332112-4	3.8	0.0	0.4	1.0	0.0	0.5
Hot impression die impact, press, and upset aluminum and aluminum alloy forgings.....		332112-41	-2.8	0.0	0.7	0.0	0.0	0.0
Hot impression die impact, press, and upset titanium and titanium alloy forgings.....		332112-42	14.1	0.0	0.0	3.3	0.0	1.5
Other nonferrous hot impression die impact, press, and upset forgings.....		332112-43	14.3	0.0	0.0	0.0	0.0	1.1
Secondary products and miscellaneous receipts.....		332112-SM						
Custom roll forming.....	332114		-20.7	0.1	3.4	-2.0	-2.4	-1.9
Primary products.....		332114-P	-22.9	0.1	3.9	-2.3	-2.8	-2.2
Custom roll formed products (steel, aluminum and other metal).....		332114-0	-22.9	0.1	3.9	-2.3	-2.8	-2.2
Secondary products and miscellaneous receipts.....		332114-SM						
Powder metallurgy part mfg.....	332117		2.3	0.0	0.8	0.2	0.0	1.4
Primary products.....		332117-P	2.3	0.0	0.8	0.2	0.0	1.4
Powder metallurgy parts.....		332117-0	2.3	0.0	0.8	0.2	0.0	1.4
Other metal stamping, except automotive.....	332119		1.6	0.4	-0.1	-0.2	0.5	0.6
Primary products.....		332119-P	1.7	-0.1	-0.2	-0.2	0.9	0.4
Metal job stampings, except automotive.....		332119-3	0.8	-0.2	-0.3	-0.2	1.4	0.3
Motor and generator metal job stamping.....		332119-32	-1.0	3.7	0.4	0.0	0.0	3.8
Other metal job stampings.....		332119-33	3.7	0.0	0.0	-0.3	0.0	0.3
Secondary products and miscellaneous receipts.....		332119-SM						
Cutlery & handtool mfg.....	3322		5.1	0.2	0.7	0.1	0.4	0.0
Cutlery & handtool mfg.....	33221		5.1	0.2	0.7	0.1	0.4	0.0
Metal cookware, cutlery, and flatware mfg.....	332215		2.5	0.6	0.7	0.0	0.0	0.0
Primary products.....		332215-P	3.0	0.6	0.6	0.0	0.0	0.0
Cutlery, scissors, shears, trimmers, and snips.....		332215-2	11.4	0.1	2.9	0.0	0.0	0.0
Secondary products and miscellaneous receipts.....		332215-SM						
Miscellaneous receipts.....		332215-M	0.4	0.0	4.4	0.0	0.0	0.0

See footnotes at end of table.

Table 12. Producer price index percentage changes for the net output of selected industries and their products, not seasonally adjusted — Continued
 [July 2023]

Title ¹	Industry code	Product code	Unadjusted 12-month percent change ²	Unadjusted 1-month percent change ²					
				July 2022 to July 2023 ^P	Feb. to Mar.	Mar. to Apr. ^P	Apr. to May ^P	May to June ^P	June to July ^P
Metal cookware, cutlery, and flatware mfg - Continued									
Secondary products.....		332215-S	0.0	0.0	0.0	0.0	0.0	0.0	0.0
Saw blade, handsaw, and hand and edge tool mfg.....	332216		6.4	0.1	0.8	0.1	0.5	0.1	
Primary products.....		332216-P	6.5	0.1	0.8	0.1	0.6	0.1	
Edge tools, hand-operated.....		332216-4	9.1	0.0	4.9	0.0	0.0	0.0	
All other miscellaneous hand tools, except handsaws.....		332216-7	1.2	0.0	0.6	0.0	0.0	0.0	
Secondary products and miscellaneous receipts.....		332216-SM							
Miscellaneous receipts.....		332216-M	3.5	0.0	1.5	0.0	0.1	0.0	
Secondary products.....		332216-S	5.3	0.0	0.0	0.0	0.0	0.0	
Architectural & structural metals mfg.....	3323		0.0	1.0	0.6	-0.2	0.1	-0.3	
Plate work & fabricated structural prod mfg.....	33231		-0.2	1.8	0.5	-0.3	-0.3	-0.6	
Prefabricated metal buildings and components mfg.....	332311		3.1	5.0	0.2	-0.2	1.0	1.1	
Primary products.....		332311-P	2.8	5.1	0.2	-0.2	1.1	1.1	
Prefabricated metal bldg & component systems (excl. farm service bldgs, resid. bldgs, & parts).....		332311-1	5.4	7.0	0.5	0.0	0.0	1.2	
Other prefabricated and portable metal buildings and parts.....		332311-3	-3.8	-0.1	-0.7	-0.8	4.2	0.6	
Secondary products and miscellaneous receipts.....		332311-SM							
Fabricated structural metal mfg.....	332312		-0.9	1.5	0.6	-0.4	-0.6	-1.0	
Primary products.....		332312-P	-3.6	1.4	0.6	-0.5	-0.7	-1.1	
Fabricated structural metal bar joists and concrete reinforcing bars.....		332312-1	-5.1	2.3	0.3	-0.2	-1.6	-1.5	
Fabricated structural iron and steel for industrial buildings metal bar joists, short span.....		332312-11	-10.9	1.4	0.0	-0.2	0.0	-0.6	
Fabricated structural iron & steel for commercial, residential, institutional, & public bldgs.....		332312-12	-4.0	2.6	0.4	-0.2	-2.0	-1.8	
Other fabricated structural metal.....		332312-5	-1.9	0.8	0.4	-0.3	-0.1	-0.3	
Fabricated structural metal for bridges.....		332312-6	-1.8	-1.6	6.9	-4.8	2.1	-6.4	
Secondary products and miscellaneous receipts.....		332312-SM							
Plate work mfg.....	332313		-1.3	-0.2	0.0	0.0	0.0	0.0	
Primary products.....		332313-P	-1.4	-0.2	0.0	0.0	0.0	0.0	
Fabricated plate work (stacks and weldments).....		332313-0	-1.4	-0.2	0.0	0.0	0.0	0.0	
Secondary products and miscellaneous receipts.....		332313-SM1							
Ornamental & architectural metal prod mfg.....	33232		0.3	0.1	0.6	-0.2	0.4	0.0	
Metal window and door mfg.....	332321		0.3	0.0	0.5	0.0	-0.1	-0.1	
Primary products.....		332321-P	0.3	0.0	0.5	0.0	-0.1	-0.1	
Metal molding and trim and store fronts.....		332321-B	-8.3	0.0	0.0	0.0	-0.1	0.0	
Metal windows (except storm sash).....		332321-D	1.0	0.1	0.0	0.0	-0.4	-0.2	
Metal doors (except storm doors).....		332321-1	1.2	0.0	0.8	0.0	-0.1	-0.1	
Metal window and door screens (except combination screens) and metal weather strip.....		332321-9	0.0	0.0	0.0	0.0	-0.1	0.0	
Secondary products and miscellaneous receipts.....		332321-SM							
Secondary products.....		332321-S	1.1	0.1	0.0	0.0	0.0	0.0	
Sheet metal work mfg.....	332322		1.4	0.2	1.0	-0.4	1.1	0.1	
Primary products.....		332322-P	1.3	0.2	1.0	-0.5	1.2	0.2	
Sheet metal electronic enclosures.....		332322-C	3.8	0.1	6.0	-2.3	0.2	0.2	
Steel sheet metal computer & peripheral equipment enclosures.....		332322-C1	10.0	0.1	14.3	-5.1	0.4	0.0	
Aluminum sheet metal computer & peripheral equipment enclosures.....		332322-C2	-1.0	0.0	0.0	0.0	-0.1	0.0	
Other sheet metal electronic enclosures (excluding computers).....		332322-C3	0.0	0.2	0.0	0.0	0.1	0.5	
Other sheet metal work.....		332322-G	2.8	-0.1	0.0	0.1	1.4	0.1	
Aluminum and other sheet metal work.....		332322-G3	-0.5	-0.1	0.0	0.2	0.2	0.2	
Sheet metal air-conditioning ducts and stove pipe.....		332322-1	0.8	-0.2	0.0	0.0	-0.4	0.0	
Sheet metal roofing and roof drainage equipment.....		332322-7	1.6	1.3	-0.2	0.3	3.3	0.2	
Secondary products and miscellaneous receipts.....		332322-SM							
Secondary products.....		332322-S	0.9	0.0	0.0	0.4	0.0	0.2	
Ornamental and architectural metal work mfg.....	332323		-2.5	-0.2	0.1	0.0	-0.1	-0.2	
Primary products.....		332323-P	-2.6	-0.1	0.0	0.0	-0.1	-0.1	
Open metal flooring, grating, and studs.....		332323-6	-	-	-	-	-	-	
Ornamental and architectural metal work.....		332323-8	-1.9	-0.4	0.2	0.0	-0.1	-0.3	
Iron, steel, and aluminum stairs, staircases, and fire escapes.....		332323-81	-2.2	-0.1	0.2	0.0	-0.2	-0.2	
Steel and aluminum fences, gates (not wire), and railings and window guards.....		332323-82	-1.1	-1.0	0.2	0.0	-0.1	-0.6	
Other architectural and ornamental work.....		332323-9	-6.6	0.1	0.0	0.0	0.0	0.0	
Other aluminum and metal architectural and ornamental work.....		332323-91	1.4	0.1	0.0	0.0	0.0	0.0	
Metal stalls and corrals.....		332323-94	-15.6	0.0	0.0	0.0	0.0	0.0	
Secondary products and miscellaneous receipts.....		332323-SM							

See footnotes at end of table.

Table 12. Producer price index percentage changes for the net output of selected industries and their products, not seasonally adjusted — Continued
 [July 2023]

Title ¹	Industry code	Product code	Unadjusted 12-month percent change ²	Unadjusted 1-month percent change ²				
				July 2022 to July 2023 ^P	Feb. to Mar.	Mar. to Apr. ^P	Apr. to May ^P	May to June ^P
Ornamental and architectural metal work mfg - Continued								
Secondary products.....		332323-S	-5.7	-1.1	0.3	0.4	-1.3	-1.5
Boiler, tank & shipping container mfg.....	3324		0.2	-0.1	0.3	0.2	-0.1	-0.4
Power boiler & heat exchanger mfg.....	33241		5.8	-0.2	-0.1	0.0	0.0	1.3
Power boiler and heat exchanger mfg.....	332410		5.8	-0.2	-0.1	0.0	0.0	1.3
Primary products.....		332410-P	6.1	-0.2	-0.1	0.0	0.0	1.3
Fabricated heat exchangers and steam condensers (excluding nuclear applications).....		332410-1	3.7	-0.5	-0.2	0.0	0.0	0.1
Steel power boilers (stationary and marine), parts and attachments (excl. nuclear applications).....		332410-6	-	-	-	-	-	-
Secondary products and miscellaneous receipts.....		332410-SM	-	-	-	-	-	-
Secondary products.....		332410-S	-	-1.2	0.0	0.0	0.0	3.1
Metal tank (heavy gauge) mfg.....	33242		1.6	0.1	0.9	0.1	0.0	-0.1
Metal tanks, heavy gauge, mfg.....	332420		1.6	0.1	0.9	0.1	0.0	-0.1
Primary products.....		332420-P	2.0	0.1	1.0	0.1	0.1	-0.2
Metal tanks, heavy gauge.....		332420-0	2.0	0.1	1.0	0.1	0.1	-0.2
Secondary products and miscellaneous receipts.....		332420-SM	-	-	-	-	-	-
Secondary products.....		332420-S	-1.7	0.0	0.0	0.0	-0.7	1.0
Light gauge metal container mfg.....	33243		-2.8	-0.2	0.2	0.3	-0.2	-1.2
Metal can mfg.....	332431		-2.3	-0.4	0.2	0.0	-0.2	-1.6
Primary products.....		332431-P	-2.2	-0.4	0.2	0.0	-0.2	-1.6
Steel cans and tinware products.....		332431-1	3.8	-0.9	0.0	0.0	0.0	0.0
Aluminum cans (including lids, ends, and parts shipped separately).....		332431-3	-5.8	0.0	0.4	0.0	-0.3	-2.7
Secondary products and miscellaneous receipts.....		332431-SM	-	-	-	-	-	-
Other metal container mfg.....	332439		-4.3	0.4	0.1	1.4	-0.2	0.4
Primary products.....		332439-P	-	-0.2	0.1	1.6	-0.2	0.5
Steel shipping barrels & drums, exc. beer barrels (more than 12-gallon capacity).....		332439-3	-9.9	0.0	0.3	5.1	-0.6	1.6
All other metal containers.....		332439-6	-2.2	-0.3	0.0	0.0	0.0	0.0
Secondary products and miscellaneous receipts.....		332439-SM	-	-	-	-	-	-
Secondary products.....		332439-S	-5.3	5.0	0.0	0.0	0.0	0.0
Hardware mfg.....	3325		1.9	0.1	-0.5	0.0	0.0	0.1
Hardware mfg.....	33251		1.9	0.1	-0.5	0.0	0.0	0.1
Hardware mfg.....	332510		1.9	0.1	-0.5	0.0	0.0	0.1
Primary products.....		332510-P	1.9	0.2	-0.5	0.0	0.0	0.1
All other miscellaneous hardware.....		332510-A	-1.6	0.0	-2.2	0.0	-0.2	0.1
Furniture hardware (excluding cabinet hardware).....		332510-2	-3.5	-0.5	-0.2	-0.4	-0.5	0.0
Builders' hardware, including fabricated metal safe and vault locks, & cabinet hardware.....		332510-4	1.5	0.0	0.0	0.0	0.0	0.0
Motor vehicle hardware (lock units, door & window handles, window regulators, hinges, etc.).....		332510-6	5.1	0.0	0.1	0.0	0.0	0.0
Other transportation equipment hardware, incl. marine & aircraft (excl. motor vehicle hardware).....		332510-7	8.2	-	-	-	-	-
Secondary products and miscellaneous receipts.....		332510-SM	-	-	-	-	-	-
Miscellaneous receipts.....		332510-M	1.3	-3.7	0.2	0.5	0.5	-0.3
Secondary products.....		332510-S	3.7	0.0	0.0	0.0	0.0	0.0
Spring & wire product mfg.....	3326		10.2	0.8	-0.1	0.0	0.5	-0.3
Spring & wire product mfg.....	33261		10.2	0.8	-0.1	0.0	0.5	-0.3
Spring mfg.....	332613		26.4	1.3	0.1	0.0	0.7	0.2
Primary products.....		332613-P	28.3	1.3	0.1	0.0	0.8	0.2
Cold formed steel springs, except wire.....		332613-3	72.7	0.3	0.5	-0.1	0.1	0.0
Precision mechanical wire springs.....		332613-5	5.5	7.0	-0.3	-0.1	-0.3	0.5
Precision mechanical extension- and torsion-type wire springs.....		332613-51	0.1	-0.4	-0.2	0.0	-0.7	-0.3
Precision mechanical compression-type wire springs.....		332613-52	10.3	12.1	-0.3	-0.1	0.0	1.0
Secondary products and miscellaneous receipts.....		332613-SM	-	-	-	-	-	-
Secondary products.....		332613-S	7.9	0.1	-0.1	3.9	0.0	0.1
Other fabricated wire product mfg.....	332618		-2.6	0.2	-0.2	0.1	0.1	-0.8
Primary products.....		332618-P	2.2	0.3	-0.2	0.0	-0.1	-1.1
Other ferrous wire products, excluding springs, made from purchased wire.....		332618-B	9.7	1.7	-0.4	-0.5	-1.0	0.0
Other fabricated wire products, made from purchased wire.....		332618-2	0.3	0.0	0.0	0.3	0.0	-2.1
Ferrous wire cloth and other ferrous woven wire products, made from purchased wire.....		332618-3	4.4	0.0	0.0	0.0	-0.7	0.0
Steel fencing and fence gates, made from purchased wire.....		332618-7	-5.6	-0.5	-1.4	-0.1	1.6	0.1

See footnotes at end of table.

Table 12. Producer price index percentage changes for the net output of selected industries and their products, not seasonally adjusted — Continued
 [July 2023]

Title ¹	Industry code	Product code	Unadjusted 12-month percent change ²	Unadjusted 1-month percent change ²				
				July 2022 to July 2023 ^P	Feb. to Mar.	Mar. to Apr. ^P	Apr. to May ^P	May to June ^P
Other fabricated wire product mfg - Continued								
Steel nails, staples, tacks, spikes, and brads, made from purchased wire.....		332618-9	-	-0.2	0.1	0.0	0.0	-
Secondary products and miscellaneous receipts.....		332618-SM						
Secondary products.....		332618-S	3.2	0.6	0.2	0.0	0.0	-0.4
Mach shops, turn prod, screw, nut, bolt mfg.....	3327		6.8	0.2	0.2	0.4	0.3	0.1
Machine shops.....	33271		5.7	0.1	0.2	0.5	0.0	0.2
Machine shops.....	332710		5.7	0.1	0.2	0.5	0.0	0.2
Primary products.....		332710-P	5.9	0.1	0.2	0.6	0.0	0.2
Machine shop job work and job order repairs.....		332710-O	5.9	0.1	0.2	0.6	0.0	0.2
Secondary products and miscellaneous receipts.....		332710-SM						
Turned product & screw, nut & bolt mfg.....	33272		7.8	0.2	0.2	0.3	0.6	0.1
Precision turned product mfg.....	332721		7.7	-0.1	0.0	-0.2	0.6	-0.4
Primary products.....		332721-P	8.4	-0.1	0.0	-0.2	0.7	-0.4
Precision turned products, automotive.....		332721-1	6.5	0.0	0.0	0.0	1.6	0.3
Precision turned products, except automotive.....		332721-3	8.7	-0.1	0.0	-0.3	0.4	-0.6
Secondary products and miscellaneous receipts.....		332721-SM						
Bolt, nut, screw, rivet, and washer mfg.....	332722		7.9	0.7	0.5	1.1	0.6	0.8
Primary products.....		332722-P	8.6	0.7	0.6	1.1	0.6	0.8
Nonthreaded metal fasteners (except aircraft types).....		332722-B	5.1	0.0	0.0	0.5	0.2	0.0
Aircraft fasteners, except plastics (including aerospace).....		332722-1	14.4	0.0	0.0	2.0	0.0	0.0
Externally threaded metal fasteners (except aircraft types).....		332722-3	5.2	1.7	1.1	1.1	1.1	-0.4
Hex bolts, including heavy, tap-and-joint (excluding high-strength structural & aircraft types).....		332722-3122	2.4	-0.7	-0.3	2.2	0.6	0.6
Other metal bolts, including square, round, plow, high-strength structural, & bent bolts.....		332722-3133	11.4	4.1	2.1	2.9	0.0	0.0
Cap, set, machine, lag, flange, and self-locking screws (except aircraft types) ...		332722-3144	4.7	0.1	0.8	0.2	-0.1	0.2
Internally threaded fasteners (except aircraft types).....		332722-5	5.4	-0.5	0.9	0.0	1.2	-0.2
Secondary products and miscellaneous receipts.....		332722-SM						
Miscellaneous receipts.....		332722-M	7.7	0.0	-0.1	0.0	0.0	1.1
Coating/engrave/heat treating & other activity.....	3328		6.6	0.0	1.2	0.3	-0.2	1.0
Coating/engrave/heat treating & other activity.....	33281		6.6	0.0	1.2	0.3	-0.2	1.0
Metal heat treating.....	332811		20.3	1.7	3.7	0.0	0.0	3.5
Primary products.....		332811-P	13.1	2.0	2.0	0.0	0.0	2.7
Heat treating of metal for the trade (pickling, annealing, etc.).....		332811-0	13.1	2.0	2.0	0.0	0.0	2.7
Secondary products and miscellaneous receipts.....		332811-SM						
Metal coating and nonprecious engraving.....	332812		0.6	-0.4	0.6	0.7	-1.1	0.4
Primary products.....		332812-P	0.7	-0.4	0.7	0.7	-1.2	0.4
Metal coating, engraving, and allied services.....		332812-0	0.7	-0.4	0.7	0.7	-1.2	0.4
Secondary products and miscellaneous receipts.....		332812-SM						
Electroplating, anodizing and coloring metal.....	332813		6.5	-0.7	0.0	0.0	1.5	0.0
Primary products.....		332813-P	6.6	-0.5	0.0	0.0	1.5	0.0
Electroplating, plating, polishing, anodizing and coloring metal.....		332813-0	6.6	-0.5	0.0	0.0	1.5	0.0
Secondary products and miscellaneous receipts.....		332813-SM						
Other fabricated metal product mfg.....	3329		4.7	0.8	1.9	0.2	-0.1	0.2
Metal valve mfg.....	33291		9.7	0.3	4.2	0.6	0.1	0.3
Industrial valve mfg.....	332911		7.2	0.5	0.1	1.2	0.0	0.0
Primary products.....		332911-P	7.2	0.4	0.1	1.1	0.0	0.0
Automatic regulating and control valves and parts (except nuclear), power operated.....		332911-F	7.3	0.0	0.0	0.0	0.0	0.0
Industrial valves for water works and municipal equipment (IBBM, AWWA, and UL).....		332911-N	5.3	0.0	0.3	1.3	0.0	0.0
Industrial butterfly valves (all metals, pressures, and types), incl. manual & power operated.....		332911-R	10.1	1.4	0.0	0.5	0.0	0.0
All other miscellaneous industrial valves.....		332911-X	9.1	0.3	0.0	2.1	0.0	0.0
Gates, globes, angles and other industrial valves.....		332911-1	6.7	1.1	0.3	0.1	0.0	0.0
Secondary products and miscellaneous receipts.....		332911-SM						
Miscellaneous receipts.....		332911-M	9.5	0.0	0.0	6.8	0.0	0.0
Secondary products.....		332911-S	9.0	1.9	0.1	1.9	0.0	0.0
Fluid power valve and hose fitting mfg.....	332912		19.6	0.9	12.4	0.4	0.2	0.9
Primary products.....		332912-P	18.7	0.1	13.0	0.1	0.3	0.9
Nonaerospace type hydraulic and pneumatic assemblies of hose.....		332912-N	4.5	0.0	0.0	0.1	0.1	0.0

See footnotes at end of table.

Table 12. Producer price index percentage changes for the net output of selected industries and their products, not seasonally adjusted — Continued
 [July 2023]

Title ¹	Industry code	Product code	Unadjusted 12-month percent change ²	Unadjusted 1-month percent change ²				
				July 2022 to July 2023 ^P	Feb. to Mar.	Mar. to Apr. ^P	Apr. to May ^P	May to June ^P
Fluid power valve and hose fitting mfg - Continued								
Nonaerospace type flared (metal) fittings, couplings and assemblies.....		332912-T	1.0	0.0	0.0	0.0	0.0	0.0
Nonaerospace type flareless fittings and couplings (incl. nonmetal fittings).....		332912-U	1.6	0.0	0.0	0.0	0.0	0.0
Aerospace type hydraulic fluid power valves.....		332912-1	1.5	0.0	0.0	0.0	1.5	0.0
Nonaerospace type hydraulic directional control valves.....		332912-5	3.4	0.0	0.0	0.7	0.0	0.0
Nonaerospace type hydraulic valves, except directional control.....		332912-7	5.1	0.2	3.7	0.5	0.0	0.3
Nonaerospace type pneumatic directional control valves.....		332912-9	5.1	1.4	0.0	0.0	1.1	0.1
Secondary products and miscellaneous receipts.....		332912-SM						
Plumbing fixture fitting and trim mfg.....	332913		0.4	0.0	0.0	0.1	0.0	0.0
Primary products.....		332913-P	2.3	0.0	0.0	0.1	0.0	0.0
Miscellaneous metal and nonmetal plumbing fixtures, fittings, and trim.....		332913-6	-1.5	0.0	0.0	0.0	0.0	0.0
Metal and nonmetal lavatory and sink fittings, excluding single control.....		332913-7	6.1	0.0	0.0	0.5	0.0	0.0
Secondary products and miscellaneous receipts.....		332913-SM						
Other metal valve and pipe fitting mfg.....	332919		2.7	-1.5	0.8	0.0	0.0	-0.2
Primary products.....		332919-P	2.6	-1.5	0.8	0.0	0.0	-0.1
Plumbing and heating valves and specialties, except plumbers' brass goods.....		332919-1	3.6	0.0	0.0	0.0	0.0	-0.9
Metal fittings, flanges, and unions for pipe fittings.....		332919-4	2.5	-1.8	1.0	0.0	0.0	0.0
Secondary products and miscellaneous receipts.....		332919-SM						
Secondary products.....		332919-S	0.1	0.0	0.4	0.0	0.0	-0.8
All other fabricated metal product mfg.....	332999		0.6	1.3	0.0	-0.1	-0.2	0.1
Ball and roller bearing mfg.....	332991		1.8	2.3	0.0	0.0	0.0	0.0
Primary products.....		332991-P	1.3	2.3	-0.2	0.0	0.1	0.0
Ball bearings, complete, unmounted.....		332991-1	2.0	0.9	0.0	0.0	0.0	0.0
Tapered roller bearings (including cups & cones), unmounted.....		332991-3	1.0	4.0	0.0	0.0	0.0	0.0
Other roller bearings, unmounted.....		332991-5	1.9	1.6	0.0	0.0	0.0	0.0
Mounted bearings (excluding plain).....		332991-7	1.8	0.5	0.0	-0.4	0.2	0.0
Parts and components for ball and roller bearings (including balls and rollers) sold separately.....		332991-9	-3.3	1.8	-1.8	0.0	0.5	0.0
Secondary products and miscellaneous receipts.....		332991-SM						
Secondary products.....		332991-S	-	2.8	0.1	0.0	0.0	-
Small arms ammunition mfg.....	332992		0.9	0.0	-0.4	0.1	0.1	0.0
Primary products.....		332992-P	1.2	0.0	-0.4	0.2	0.1	0.0
Other ammunition products.....		332992-08	-	-	0.0	0.0	0.0	-
Secondary products and miscellaneous receipts.....		332992-SM						
Ammunition, except small arms, manufacturing.....	332993		5.2	0.4	0.2	0.1	0.0	0.5
Primary products.....		332993-P	7.8	1.1	0.0	0.4	0.0	0.2
Ammunition (excluding small arms), more than 30 mm (1.18 in.).....		332993-0	7.8	1.1	0.0	0.4	0.0	0.2
Secondary products and miscellaneous receipts.....		332993-SM1						
Fabricated pipe and pipe fitting mfg.....	332996		0.4	3.9	0.6	-0.2	-1.3	0.5
Primary products.....		332996-P	-0.2	4.7	0.7	-0.2	-1.5	0.0
Fabricated pipe and pipe fittings made from purchased pipe.....		332996-0	-0.2	4.7	0.7	-0.2	-1.5	0.0
Secondary products and miscellaneous receipts.....		332996-SM						
Miscellaneous fabricated metal product mfg.....	332999		-0.4	0.7	-0.2	-0.2	0.0	-0.2
Primary products.....		332999-P	-1.6	0.8	-0.3	-0.2	-0.1	-0.3
All other miscellaneous fabricated metal products.....		332999-N	-2.0	0.8	-0.3	-0.2	-0.3	-0.3
Secondary products and miscellaneous receipts.....		332999-SM						
Secondary products.....		332999-S	9.5	3.4	-0.6	-0.8	3.5	0.1
Small arms, ordnance, and ordnance accessories mfg.....	33299T		0.9	0.0	0.0	0.0	0.0	0.5
Primary products.....		33299T-P	0.8	0.0	0.0	0.0	0.0	0.4
Single barrel shotguns, other small firearms n.e.c., and parts & attachments for small arms.....		33299T-45	0.5	0.0	0.0	0.0	0.0	0.0
Secondary products and miscellaneous receipts.....		33299T-SM						
Machinery manufacturing.....	333		6.0	0.7	0.3	0.4	0.1	0.2
Agricultural, construction, and mining machinery mfg.....	3331		7.4	0.2	0.6	0.1	0.1	0.8
Agricultural implement manufacturing.....	33311		4.4	0.2	0.4	0.1	0.1	0.2
Farm machinery and equipment mfg.....	333111		4.7	0.3	0.4	0.2	0.2	0.3
Primary products.....		333111-P	4.6	0.3	0.4	0.2	0.1	0.3
Haying machinery and attachments.....		333111-A	9.8	0.3	1.2	0.0	0.0	4.9
Parts for farm machinery, for sale separately.....		333111-C	3.6	0.9	0.3	0.4	-0.8	0.1
Farm plows, harrows, rollers, pulverizers, etc., and attachments.....		333111-E	8.1	0.0	0.0	0.0	2.1	0.0
All other farm machinery and equipment, excluding parts, including attachments.....		333111-G	-0.5	0.2	0.8	0.3	0.3	0.0

See footnotes at end of table.

Table 12. Producer price index percentage changes for the net output of selected industries and their products, not seasonally adjusted — Continued
 [July 2023]

Title ¹	Industry code	Product code	Unadjusted 12-month percent change ²	Unadjusted 1-month percent change ²				
				July 2022 to July 2023 ^P	Feb. to Mar.	Mar. to Apr. ^P	Apr. to May ^P	May to June ^P
Farm machinery and equipment mfg - Continued								
Commercial turf and grounds care equipment, including parts and attachments. . . .		333111-J	3.7	0.2	0.6	0.0	0.0	0.0
Farm dairy equipment, sprayers and dusters, farm blowers, and attachments. . . .		333111-4	0.8	0.0	0.0	0.0	0.0	0.0
Planting, seeding, and fertilizing machinery and attachments.		333111-7	8.2	0.7	0.0	0.0	0.1	-0.3
Harvesting machinery (except hay and straw) and attachments.		333111-9	7.2	0.0	-0.2	0.2	0.2	0.3
Secondary products and miscellaneous receipts.		333111-SM						
Miscellaneous receipts.		333111-M	9.8	0.6	0.6	0.0	0.0	0.5
Secondary products.		333111-S	6.2	0.5	1.1	0.2	0.1	0.2
Lawn and garden equipment mfg.	333112		3.3	-0.1	0.2	-0.3	0.0	0.0
Primary products.		333112-P	3.8	-0.1	0.2	-0.3	0.0	0.0
Consumer nonriding lawn, garden, and snow equipment.		333112-1	4.7	0.0	0.5	-0.4	0.0	-0.1
Consumer riding lawn, garden, and snow equipment.		333112-3	1.6	0.0	0.0	0.0	0.0	0.0
Parts and attachments for consumer lawn, garden, and snow equipment.		333112-7	4.4	-1.4	0.1	-1.4	0.0	0.4
Secondary products and miscellaneous receipts.		333112-SM						
Secondary products.		333112-S	-0.9	0.0	0.0	0.1	0.0	0.0
Construction machinery manufacturing.	33312		10.2	0.2	0.3	0.0	0.0	1.9
Construction machinery mfg.	333120		10.2	0.2	0.3	0.0	0.0	1.9
Primary products.		333120-P	10.2	0.2	0.3	0.0	0.0	1.9
Power cranes, loaders, dozers, tractors, off-highway trucks, mixers, pavers, backhoes, etc.		333120-1	12.6	0.2	0.4	0.0	0.0	2.5
Power cranes, draglines, & shovels (excavators) (incl. surface mining equip.) (excluding parts).		333120-11	14.4	0.0	0.3	0.0	-0.1	3.6
Mixers, pavers, and related equipment (excluding parts).		333120-12	15.3	0.0	2.2	0.0	0.0	0.7
Off-highway trucks, haulers, truck-type tractor chassis, trailers, etc. (excluding parts).		333120-13	-	0.0	0.1	0.0	-	-
Tractor shovel loaders (skid steer, wheel, crawler, and integral design backhoes).		333120-14	12.3	0.0	0.0	0.2	0.0	1.2
Construction wheel and crawler tractors, dozers, self-propelled log skidders, etc.		333120-15	-	1.9	0.0	0.0	-	-
Graders, rollers and compactors, forklifts, scrapers, trenchers, etc. (excluding parts).		333120-16	12.7	0.0	0.0	0.1	0.0	1.8
Construction machinery for mounting (excluding parts, winches, snow clearing attachments).		333120-17	17.1	0.0	0.0	0.0	0.0	1.8
Other construction machinery and equipment (excluding parts).		333120-8	-	-	-	-	-	0.0
Parts for construction machinery and equipment, sold separately.		333120-9	6.3	-0.1	0.6	0.2	0.7	0.0
Parts for cranes, draglines, and shovels (including surface mining equipment) (sold separately).		333120-91	12.9	0.6	0.0	0.0	1.7	0.0
Parts for off-highway wheel tractors and shovel loaders (sold separately).		333120-92	1.9	-3.9	0.0	0.0	0.0	0.0
Parts for other construction machinery (sold separately).		333120-93	3.1	0.0	1.2	0.3	0.0	0.0
Secondary products and miscellaneous receipts.		333120-SM						
Miscellaneous receipts.		333120-M	5.5	0.1	1.7	0.0	0.1	0.0
Mining and oil and gas field machinery mfg.	33313		7.8	0.3	1.4	0.1	0.0	0.1
Mining machinery and equipment mfg.	333131		10.6	0.0	3.8	0.3	0.1	0.4
Primary products.		333131-P	10.4	0.0	4.1	0.3	0.0	0.4
Mining machinery and equipment (except parts sold separately).		333131-2	11.4	0.0	4.7	0.3	0.0	0.5
Underground mining machinery (except parts sold separately).		333131-21	19.3	0.0	13.5	0.1	0.0	0.0
Mineral processing & beneficiation machinery (except parts sold separately). . . .		333131-23	7.3	0.0	0.0	0.0	0.0	0.0
Crushing, pulverizing & screening machinery (except parts sold separately). . . .		333131-25	-	0.0	0.0	0.0	0.0	-
Drills and other mining machinery (except parts sold separately).		333131-27	9.0	0.0	0.0	1.0	0.0	1.5
Parts and attachments for mining machinery and equipment (sold separately). . . .		333131-9	6.8	0.0	2.0	0.1	0.2	0.0
Secondary products and miscellaneous receipts.		333131-SM						
Miscellaneous receipts.		333131-M	17.4	0.0	0.0	0.0	0.0	2.6
Oil and gas field machinery and equipment mfg.	333132		6.5	0.4	0.3	0.0	0.0	0.0
Primary products.		333132-P	6.1	0.1	0.3	0.0	0.0	0.0
Oil and gas field production machinery and equipment (except pumps).		333132-A	3.2	0.0	0.8	0.0	0.0	0.0
Oil and gas field production machinery and equipment (except pumps and parts sold separately).		333132-A1	3.2	-0.2	1.1	0.0	0.0	0.0
Parts and attachments for oil and gas field production machinery and equipment (except pumps).		333132-A2	3.9	0.8	0.0	0.0	0.0	0.0
Rotary oil and gas field drilling machinery and equipment.		333132-1	6.1	0.5	0.0	0.0	0.0	0.0
Secondary products and miscellaneous receipts.		333132-SM						
Industrial machinery manufacturing.	3332		3.6	0.4	0.5	0.6	-0.2	-0.4
Other industrial machinery manufacturing.	33324		3.6	0.4	0.5	0.6	-0.2	-0.5
Food product machinery mfg.	333241		6.7	0.8	0.1	1.9	0.2	0.0
Primary products.		333241-P	7.2	0.8	0.1	2.0	0.2	0.0

See footnotes at end of table.

Table 12. Producer price index percentage changes for the net output of selected industries and their products, not seasonally adjusted — Continued
 [July 2023]

Title ¹	Industry code	Product code	Unadjusted 12-month percent change ²	Unadjusted 1-month percent change ²				
				July 2022 to July 2023 ^P	Feb. to Mar.	Mar. to Apr. ^P	Apr. to May ^P	May to June ^P
Food product machinery mfg - Continued								
Dairy and milk products plant machinery and equipment.....		333241-1	3.5	0.6	0.0	0.0	1.8	0.0
Commercial food products machinery (except packaging and cooking equipment).....		333241-3	10.5	0.0	0.0	4.0	0.0	0.0
Industrial food products machinery for processing foods, beverages, & animal & fowl feed.....		333241-5	4.5	1.9	0.2	0.0	0.0	-0.1
Other industrial food and feed machinery.....		333241-51	0.2	0.0	0.7	0.0	-0.1	-0.2
Machinery for sorting, grading, and cleaning fruits, vegetables, eggs, and for processing meat.....		333241-52	9.2	3.4	0.0	0.0	0.0	0.0
Parts and attachments for industrial food and feed products machinery.....		333241-53	0.4	1.0	0.0	0.0	0.0	-0.3
Secondary products and miscellaneous receipts.....		333241-SM						
Miscellaneous receipts.....		333241-M	0.3	0.0	0.0	-0.1	0.0	0.1
Secondary products.....		333241-S	7.3	1.5	1.1	0.2	1.6	0.0
Semiconductor machinery mfg.....	333242		2.1	0.0	0.9	0.2	-1.4	0.0
Primary products.....		333242-P	2.1	0.0	0.9	0.2	-1.4	0.0
Semiconductor machinery and parts.....		333242-0	2.1	0.0	0.9	0.2	-1.4	0.0
Secondary products and miscellaneous receipts.....		333242-SM						
Miscellaneous receipts.....		333242-M	1.7	0.1	0.2	0.0	0.0	0.0
Sawmill, woodworking and paper machinery mfg.....	333243		9.2	2.4	0.1	0.3	1.0	0.0
Primary products.....		333243-P	8.9	2.5	0.1	0.3	1.1	0.0
Sawmill and woodworking machinery.....		333243-A	8.6	5.9	0.0	0.0	0.0	0.0
Sawmill and woodworking machinery, excluding parts & attachments.....		333243-A3	9.8	7.0	0.0	0.0	0.0	0.0
Parts, attachments & accessories for sawmill & woodworking machinery.....		333243-A4	1.9	0.0	0.0	0.0	0.0	0.0
Paper industry machinery.....		333243-B	8.2	0.4	0.1	0.5	1.8	0.0
Paper industry machinery, excluding parts & attachments.....		333243-B1	6.9	0.5	0.0	0.2	2.5	0.0
Parts and attachments for paper industry machinery.....		333243-B2	9.3	0.2	0.3	1.1	0.1	0.1
Secondary and miscellaneous receipts.....		333243-SM						
Miscellaneous receipts.....		333243-M	11.3	0.1	0.1	0.0	0.0	0.0
All other industrial machinery mfg.....	333248		1.9	0.2	0.6	0.5	0.0	-0.8
Primary products.....		333248-P	1.9	0.2	0.6	0.5	0.0	-0.8
Printing machinery and equipment mfg.....		333248-4	1.9	0.2	0.2	0.2	-0.3	0.1
All other miscellaneous printing trades machinery, including parts.....		333248-4A	2.2	0.3	0.4	-0.1	-0.4	0.2
Other printing machinery and equipment, including pre-press preparation and typesetting.....		333248-4A7	2.5	-0.1	0.6	-0.2	-0.8	0.3
Parts, attachments, and accessories for printing trades machinery.....		333248-4A8	2.1	0.6	0.2	0.0	0.0	0.0
Other industrial machinery.....		333248-9	2.2	0.2	0.7	0.5	0.0	-0.9
Plastics-working machinery and equipment and parts, excluding patterns and molds.....		333248-91	4.2	0.0	0.2	0.4	0.0	-0.5
Plastics-working machinery and equipment, excluding patterns, molds, and parts sold separately.....		333248-919	4.6	0.0	0.2	0.4	0.0	-0.6
Textile machinery (except parts, attachments, and accessories).....		333248-95	-0.1	0.0	0.0	0.0	0.0	0.0
Parts and attachments for textile machinery.....		333248-97	0.0	0.0	0.0	0.0	0.0	0.0
All other industrial machinery.....		333248-98	2.1	0.3	0.8	0.6	0.0	-1.0
Secondary products and miscellaneous receipts.....		333248-SM						
Commercial and service industry machinery manufacturing.....	3333		3.3	0.5	0.1	0.2	0.2	0.0
Commercial and service industry machinery manufacturing.....	33331		3.3	0.5	0.1	0.2	0.2	0.0
Commercial and service industry machinery mfg.....	333310		3.6	0.5	0.1	0.2	0.2	0.0
Primary products.....		333310-P	3.8	0.5	0.1	0.2	0.1	0.0
Optical instruments and lenses (incl. parts).....		333310-4	3.4	0.9	0.4	0.0	-0.2	0.0
Sighting, tracking, and fire-control equipment, optical type.....		333310-41	-	-	-	-	-	0.0
All other miscellaneous optical instruments and lenses (incl. binoculars and astronomical).....		333310-43	4.1	1.2	0.5	0.0	-0.2	-0.1
Commercial cooking and food warming equipment (incl. parts).....		333310-5	3.1	0.9	0.0	0.0	0.0	0.0
Commercial non electric cooking and food warming equipment, ex. parts and accessories.....		333310-51	-	2.1	0.0	0.0	-	-
Commercial electric cooking and food warming equipment, ex. parts and accessories.....		333310-52	-	0.1	0.0	0.0	-	-
Parts and accessories for commercial cooking and food warming equipment.....		333310-53	-	0.0	0.0	0.0	-	-
Other commercial and service industry machinery.....		333310-9	-	-	-	-	0.1	0.0
Commercial laundry and drycleaning machinery (incl. parts).....		333310-93	10.4	0.0	0.0	0.9	0.0	0.0
Commercial and industrial floor and carpet cleaning machines, ex. vacuum cleaners.....		333310-95	7.9	0.0	0.0	0.0	0.5	0.7
Electronic teaching machines, teaching aids, etc., (incl. kits).....		333310-97	1.2	1.2	0.0	0.0	0.0	0.0
All other parts and attachments for service industry equipment.....		333310-98	-	-	-	-	-	0.0
Other service industry equipment.....		333310-99	4.0	0.1	0.0	0.3	0.1	0.0
Secondary products and miscellaneous receipts.....		333310-SM						

See footnotes at end of table.

Table 12. Producer price index percentage changes for the net output of selected industries and their products, not seasonally adjusted — Continued
 [July 2023]

Title ¹	Industry code	Product code	Unadjusted 12-month percent change ²	Unadjusted 1-month percent change ²				
				July 2022 to July 2023 ^P	Feb. to Mar.	Mar. to Apr. ^P	Apr. to May ^P	May to June ^P
Commercial and service industry machinery mfg - Continued								
Miscellaneous receipts.....		333310-M	-	0.2	0.2	-0.1	0.1	0.3
Secondary products.....		333310-S	-	0.0	0.5	0.0	1.3	0.0
HVAC and commercial refrigeration equipment.....	33334		4.6	1.6	0.2	0.2	0.0	0.1
HVAC and commercial refrigeration equipment.....	33341		4.6	1.6	0.2	0.2	0.0	0.1
Fan, blower, air purification equipment mfg.....	333413		5.1	-0.1	0.0	0.7	0.5	0.0
Primary products.....		333413-P	4.2	0.0	0.0	0.7	0.5	0.0
Air purification equipment.....		333413-1	4.0	0.0	0.0	0.3	0.9	0.0
Dust collection and other air purification equipment for industrial gas cleaning systems.....		333413-11	0.0	0.0	0.0	0.0	0.0	0.0
Dust collection and other air purification equipment for cleaning incoming air.....		333413-13	6.4	0.0	-0.1	0.4	1.4	0.0
Air filters for air-conditioners and furnaces, etc. of 2400 CFM or less, except parts.....		333413-131	7.1	-1.0	0.0	0.8	2.7	0.0
Other dust collection and air purification equipment, except parts.....		333413-132	11.0	0.0	0.0	0.0	0.0	0.0
Parts for dust collection and air purification equipment.....		333413-133	0.4	2.1	-0.3	0.0	0.0	0.0
Industrial and commercial fans and blowers.....		333413-2	4.9	0.0	0.0	1.2	0.0	0.0
Centrifugal blower filter units, and classes I-IV centrifugal fans, except parts.....		333413-22	4.6	-0.2	0.0	1.1	0.0	0.0
Other centrifugal fans and blowers, except parts.....		333413-23	6.8	0.0	0.0	1.2	0.0	0.0
Parts and accessories for fans and blowers.....		333413-29	-2.1	0.3	0.0	0.5	0.0	0.0
Secondary products and miscellaneous receipts.....		333413-SM						
Secondary products.....		333413-S	0.9	0.0	0.0	0.0	0.0	0.0
Heating equipment (except warm air furnaces) mfg.....	333414		9.8	1.2	0.4	0.0	0.1	0.3
Primary products.....		333414-P	10.6	1.3	0.4	0.0	0.1	0.3
Other heating equipment, except electric (incl. parts for nonelectric equipment & oil burners).....		333414-D	11.1	0.9	0.3	0.0	0.2	-0.1
Cast iron heating boilers, radiators, and convectors (except parts).....		333414-1	9.9	3.8	0.0	0.0	0.0	0.0
Domestic heating stoves (except electric and parts).....		333414-3	9.2	0.0	0.0	0.0	0.0	0.0
Floor and wall furnaces, unit heaters, infrared heaters, and mechanical stokers.....		333414-7	9.6	0.0	0.0	0.0	0.0	1.4
Secondary products and miscellaneous receipts.....		333414-SM						
Secondary products.....		333414-S	7.9	0.0	1.6	0.0	0.0	0.0
Air-conditioning, refrigeration, and forced air heating equipment mfg.....	333415		3.7	2.0	0.2	0.1	0.0	0.0
Primary products.....		333415-P	3.4	1.9	0.2	0.1	0.0	0.0
Warm air furnaces, including duct furnaces and humidifiers, and electric comfort heating.....		333415-C	4.4	2.3	0.7	-1.4	1.0	0.3
Parts and accessories for air conditioning and heat transfer equipment.....		333415-D	0.6	2.1	0.0	0.0	-0.1	0.0
Unitary air-conditioners, except air source heat pumps.....		333415-E	1.5	3.1	0.2	0.0	0.0	0.0
Heat pumps.....		333415-H	2.5	0.2	0.0	0.0	0.0	0.0
Heat transfer equipment (except elec dehumidifiers), mechanically refrigerated, self-contained.....		333415-2	6.8	1.8	0.8	1.3	-0.4	0.1
Commercial refrigerators and related equipment.....		333415-3	4.6	2.2	0.0	0.0	-0.3	0.0
Refrigeration condensing units, all refrigerants, except ammonia (complete).....		333415-5	2.5	1.4	0.2	0.0	0.0	0.0
All other miscellaneous refrigeration and air-conditioning equipment.....		333415-9	2.1	0.0	0.0	0.0	0.0	0.0
Secondary products and miscellaneous receipts.....		333415-SM						
Miscellaneous receipts.....		333415-M	-	-	0.0	0.0	0.0	0.0
Metalworking machinery manufacturing.....	3335		7.2	0.9	0.2	0.2	0.4	0.2
Metalworking machinery manufacturing.....	33351		7.2	0.9	0.2	0.2	0.4	0.2
Industrial mold mfg.....	333511		8.1	4.1	0.0	0.0	0.0	0.2
Primary products.....		333511-P	8.9	4.9	0.0	0.0	0.0	0.0
Industrial molds and mold boxes.....		333511-0	8.9	4.9	0.0	0.0	0.0	0.0
Industrial injection-type molds made of metal for plastics.....		333511-05	0.4	-0.2	0.0	0.0	0.0	0.0
Other industrial molds and mold boxes.....		333511-06	13.5	7.5	0.0	0.0	0.0	0.0
Secondary products and miscellaneous receipts.....		333511-SM						
Secondary products.....		333511-S	-	0.0	0.0	0.0	0.0	-
Special tool, die, jig, and fixture mfg.....	333514		4.4	0.3	0.5	0.2	1.3	0.2
Primary products.....		333514-P	4.4	0.3	0.4	0.2	1.3	0.2
Special dies, tools, jigs, and fixtures.....		333514-0	4.4	0.3	0.4	0.2	1.3	0.2
Jigs and fixtures, including parts.....		333514-0A	5.8	0.5	0.2	0.4	1.2	0.4
Metalworking die and die sets.....		333514-0B	5.7	0.5	0.0	0.4	2.8	0.5
Standard punches, industrial prototypes, die parts & other special tooling for dies.....		333514-0C	2.5	0.0	0.8	0.0	0.5	0.0
Secondary products and miscellaneous receipts.....		333514-SM						
Miscellaneous receipts.....		333514-M	-	0.0	0.0	0.0	0.0	-
Secondary products.....		333514-S	9.6	0.3	2.3	0.3	2.1	0.0

See footnotes at end of table.

Table 12. Producer price index percentage changes for the net output of selected industries and their products, not seasonally adjusted — Continued
 [July 2023]

Title ¹	Industry code	Product code	Unadjusted 12-month percent change ²	Unadjusted 1-month percent change ²				
			July 2022 to July 2023 ^P	Feb. to Mar.	Mar. to Apr. ^P	Apr. to May ^P	May to June ^P	June to July ^P
Cutting tool and machine tool accessory mfg.	333515		9.9	0.0	0.0	0.1	0.5	0.1
Primary products.....		333515-P	5.1	0.0	0.0	0.1	0.5	0.1
Cutting tools for machine tools and metalworking machinery.....		333515-4	4.5	0.0	0.0	0.1	0.3	0.1
Other cutting tools for machine tools, excluding tips and blanks.....		333515-41	4.6	0.0	0.0	0.0	0.0	0.0
End mills and milling cutters.....		333515-44	5.1	0.3	-0.1	0.1	0.1	0.4
Threading tools, including blanks, tips and inserts.....		333515-45	2.0	0.0	0.0	0.0	1.4	0.0
Carbon and high-speed steel shank, solid, tipped carbide twist drills for machine tools.....		333515-48	5.0	0.1	0.0	0.9	2.1	0.2
Taps, carbide indexable, and throwaway inserts for machine tools.....		333515-49	4.9	0.0	0.0	0.0	0.0	0.0
Other attachments and accessories for machine tools and metalworking machinery.....		333515-5	8.9	0.0	0.0	0.0	2.0	0.0
Secondary products and miscellaneous receipts.....		333515-SM						
Secondary products.....		333515-S	8.2	0.3	0.0	0.0	0.0	0.0
Machine tool mfg.	333517		5.4	0.1	0.0	0.8	0.2	0.4
Primary products.....		333517-P	4.5	0.1	0.0	0.9	0.0	0.4
Metal cutting machine tools.....		333517-2	4.2	0.1	0.0	0.5	0.0	0.5
Parts for metal cutting machine tools (sold separately) & rebuilt machine tools.....		333517-26	8.9	1.1	0.0	0.0	-0.1	1.4
Metal machining centers (multifunction numerically controlled machines).....		333517-27	4.8	0.0	0.0	0.0	0.0	0.0
Other metal cutting machine tools.....		333517-2B	2.7	0.0	0.0	0.7	0.0	0.6
Metal forming machine tools.....		333517-3	5.5	0.0	0.0	2.3	0.1	0.0
Metal punching and shearing (power & manual), and bending and forming machines (power only).....		333517-31	6.2	0.0	0.0	1.3	0.0	0.0
Parts for metal forming machine tools (sold separately) and rebuilt metal forming machine tools.....		333517-37	5.6	0.0	0.0	3.3	0.2	0.0
Secondary products and miscellaneous receipts.....		333517-SM						
Miscellaneous receipts.....		333517-M	9.7	0.0	0.0	0.0	0.0	0.8
Secondary products.....		333517-S	14.5	1.4	0.1	0.0	4.2	0.0
Rolling mill and other metalworking machinery mfg.	333519		11.2	0.1	0.0	0.0	-0.6	0.0
Primary products.....		333519-P	12.5	0.1	0.0	0.0	-0.6	0.0
Other metalworking machinery, excluding handheld & ultrasonic.....		333519-83	3.3	0.5	0.0	0.0	0.0	0.0
Secondary products and miscellaneous receipts.....		333519-SM						
Miscellaneous receipts.....		333519-M	-	0.0	0.0	-	-	-
Turbine and power transmission equipment mfg.	3336		4.8	0.9	0.3	0.1	0.1	-0.4
Turbine and power transmission equipment mfg.	33361		4.8	0.9	0.3	0.1	0.1	-0.4
Turbine and turbine generator set units mfg.	333611		1.5	3.3	0.2	0.2	-0.2	-1.7
Primary products.....		333611-P	1.5	3.1	0.2	0.2	-0.1	-1.6
Turbines and turbine generator sets.....		333611-0	1.5	3.1	0.2	0.2	-0.1	-1.6
Steam, gas, and other turbines and turbine generators.....		333611-05	-1.2	0.8	0.1	0.1	0.2	-2.4
Parts & accessories for turbines, turbine generators, and turbine generator sets.....		333611-07	1.1	0.0	0.0	0.0	0.0	0.0
Speed changer, drive, and gear mfg.	333612		8.7	-0.1	0.0	0.8	0.2	0.0
Primary products.....		333612-P	8.8	-0.1	0.0	0.9	0.2	0.0
Gears, pinions, racks, and worms, sold separately.....		333612-3	6.5	-0.2	0.0	2.0	0.0	0.0
Speed changers, industrial high speed drives, and parts other than loose gearing.....		333612-7	9.8	0.0	0.0	-0.1	0.4	0.0
Secondary products and miscellaneous receipts.....		333612-SM						
Mechanical power transmission equipment mfg.	333613		7.3	0.0	0.4	0.2	0.2	0.0
Primary products.....		333613-P	6.9	0.0	0.3	0.2	0.2	0.0
Mechanical power transmission equipment, except speed changers, drives, & gears.....		333613-3	6.9	0.0	0.3	0.2	0.2	0.0
Secondary products and miscellaneous receipts.....		333613-SM						
Other engine equipment mfg.	333618		5.5	0.0	0.3	0.0	0.1	0.1
Primary products.....		333618-P	5.6	0.0	0.3	0.0	0.1	0.1
Parts & accessories for internal combustion engines, ex. aircraft & gasoline automotive engines.....		333618-F	6.3	0.0	0.4	0.0	0.0	0.0
Diesel, semidiesel, and dual-fuel engines (except automotive).....		333618-3	9.0	0.0	0.0	0.0	0.6	0.0
Diesel, semidiesel, and dual-fuel engines for automobiles, trucks, and buses.....		333618-5	4.1	0.0	0.6	0.0	0.0	0.0
Secondary products and miscellaneous receipts.....		333618-SM						
Secondary products.....		333618-S	4.5	0.0	0.0	0.0	0.0	0.0
Other general purpose machinery manufacturing.....	3339		6.6	0.6	0.3	0.9	0.2	0.3
Pump and compressor manufacturing.....	33391		8.4	0.2	-0.1	1.7	0.4	0.9
Air and gas compressor mfg.	333912		7.9	0.3	0.1	0.4	0.4	1.2
Primary products.....		333912-P	8.1	0.3	0.1	0.4	0.4	1.3
Air and gas compressors and vacuum pumps.....		333912-1	8.9	0.3	0.1	0.5	0.5	1.5

See footnotes at end of table.

Table 12. Producer price index percentage changes for the net output of selected industries and their products, not seasonally adjusted — Continued
 [July 2023]

Title ¹	Industry code	Product code	Unadjusted 12-month percent change ²	Unadjusted 1-month percent change ²				
			July 2022 to July 2023 ^P	Feb. to Mar.	Mar. to Apr. ^P	Apr. to May ^P	May to June ^P	June to July ^P
Air and gas compressor mfg - Continued								
Parts & attachments for air & gas compressors, ex. refrigeration, ice making, & a/c.....		333912-6	6.5	0.3	0.0	0.4	0.4	1.4
Secondary products and miscellaneous receipts.....		333912-SM						
Miscellaneous receipts.....		333912-M	4.0	0.5	0.0	-0.6	0.0	0.0
Measuring, dispensing, and other pumping equipment mfg.....	333914		8.5	0.0	-0.1	2.5	0.3	0.8
Primary products.....		333914-P	8.9	0.0	-0.2	2.5	0.3	0.8
Pumps and pumping equipment, excluding measuring and dispensing pumps.....		333914-1	8.7	0.0	-0.2	2.5	0.3	0.8
Pumps and pumping equipment, complete, excluding measuring and dispensing pumps.....		333914-11	9.2	0.0	-0.2	2.8	0.2	1.0
Domestic water systems.....		333914-111	6.6	0.0	0.0	0.0	0.0	0.0
Oil-well and oil-field pumps, except boiler feed.....		333914-113	0.4	0.0	0.0	0.0	0.0	0.0
Industrial pumps, excluding hydraulic fluid power pumps, automatic circulating pumps, etc.....		333914-114	12.4	0.0	-0.3	3.9	0.3	1.3
Other pumps, except automotive circulating pumps, and measuring and dispensing pumps.....		333914-115	2.0	0.0	0.0	0.0	0.0	0.0
Parts and attachments for pumps and pumping equipment, excluding measuring and dispensing.....		333914-15	5.6	0.3	0.1	0.4	1.0	0.0
Secondary products and miscellaneous receipts.....		333914-SM						
Miscellaneous receipts.....		333914-M	3.7	0.0	0.0	0.0	0.7	0.0
Secondary products.....		333914-S	4.0	0.1	0.0	3.4	0.2	0.2
Material handling equipment manufacturing.....	33392		5.6	0.6	0.1	0.4	0.2	0.0
Elevator and moving stairway mfg.....	333921		6.3	3.3	1.2	0.0	0.0	0.0
Primary products.....		333921-P	5.9	2.6	1.3	0.0	0.0	0.0
Elevators and moving stairways.....		333921-1	4.5	0.7	1.5	0.0	0.0	0.0
Parts and attachments for elevators and moving stairways (sold separately).....		333921-3	15.4	14.2	0.0	0.0	0.0	0.0
Secondary products and miscellaneous receipts.....		333921-SM						
Conveyor and conveying equipment mfg.....	333922		5.2	-0.2	0.1	0.3	0.1	-0.1
Primary products.....		333922-P	4.5	-0.2	0.1	0.2	0.0	-0.1
Unit handling conveyors and conveying systems.....		333922-1	0.6	-0.5	0.2	0.1	-0.1	-0.1
Unit handling gravity and trolley conveyors and conveying systems.....		333922-12	1.0	-0.8	0.1	0.0	0.0	0.0
Unit handling tow, belt, roller, pneumatic, portable, carousel, and other nonbelt conveyors.....		333922-14	0.5	0.0	0.4	0.1	-0.3	-0.3
Parts and accessories for unit handling conveyors and conveying systems, sold separately.....		333922-7	0.7	0.0	0.3	0.0	0.1	0.0
Bulk material handling conveyors and conveying systems.....		333922-8	10.3	0.2	0.0	0.6	0.3	0.0
Parts and accessories for bulk material handling conveyors and conveying systems.....		333922-9	6.5	0.1	0.0	0.0	0.0	0.0
Secondary products and miscellaneous receipts.....		333922-SM						
Miscellaneous receipts.....		333922-M	20.2	-0.5	0.0	7.0	2.2	0.0
Secondary products.....		333922-S	3.6	0.0	0.0	0.0	0.0	0.0
Overhead cranes, hoists and monorail systems mfg.....	333923		5.0	0.8	-0.3	0.4	0.2	0.1
Primary products.....		333923-P	4.5	0.8	-0.4	0.4	0.2	0.1
Hoists and parts and attachments for hoists (sold separately).....		333923-1	7.4	0.0	-0.4	0.0	0.8	0.0
Overhead traveling cranes and monorail systems, including parts and attachments sold separately.....		333923-3	5.0	0.8	-1.7	1.9	0.0	0.7
Winches, aerial work platforms, and automotive wrecker hoists, including parts and attachments.....		333923-7	4.5	1.1	0.0	0.2	0.0	0.0
Secondary products and miscellaneous receipts.....		333923-SM						
Secondary products.....		333923-S	14.2	0.1	3.0	-0.2	0.0	0.0
Industrial truck, trailer, and stacker mfg.....	333924		6.2	0.1	0.0	0.6	0.6	0.1
Primary products.....		333924-P	6.3	0.0	0.0	0.6	0.6	0.1
Industrial trucks, tractors, mobile straddle carriers & cranes, & automatic stacking machines.....		333924-2	6.7	0.0	0.1	0.7	0.7	0.1
Work trucks with lifting & handling equipment, operator riding, electric, self-propelled.....		333924-21	9.0	0.0	0.2	2.3	0.1	0.0
Work trucks, not fitted with lifting and handling equipment.....		333924-25	4.7	0.0	0.0	0.0	1.1	0.3
Bulk powered material moving equipment, dock boards and metal pallets and skids.....		333924-26	0.3	0.0	0.0	0.0	0.8	0.0
Other work trucks with lifting & handling equipment, non-riding electric or any non-electric.....		333924-27	5.1	0.0	0.0	1.5	0.1	0.0
Parts and attachments for industrial trucks and tractors (sold separately).....		333924-3	3.9	0.0	0.0	0.2	0.0	0.0
Secondary products and miscellaneous receipts.....		333924-SM						
Secondary products.....		333924-S	-4.8	0.2	0.1	0.0	2.6	-0.1
All other general purpose machinery mfg.....	33399		6.3	0.9	0.7	0.7	0.0	0.1
Power-driven handtool mfg.....	333991		11.1	0.0	0.0	6.2	0.0	0.0

See footnotes at end of table.

Table 12. Producer price index percentage changes for the net output of selected industries and their products, not seasonally adjusted — Continued
 [July 2023]

Title ¹	Industry code	Product code	Unadjusted 12-month percent change ²	Unadjusted 1-month percent change ²				
				July 2022 to July 2023 ^P	Feb. to Mar.	Mar. to Apr. ^P	Apr. to May ^P	May to June ^P
Power-driven handtool mfg - Continued								
Primary products.....		333991-P	11.6	0.0	0.0	6.3	0.0	0.0
Power-driven handtools, pneumatic, hydraulic, and powder-actuated.....		333991-6	10.2	0.0	0.0	5.6	0.0	0.0
Power-driven handtools, electric (except battery powered), including parts.....		333991-9	12.1	0.0	0.1	7.0	0.0	0.0
Secondary products and miscellaneous receipts.....		333991-SM						
Miscellaneous receipts.....		333991-M	—	1.8	0.0	0.0	—	—
Welding and soldering equipment mfg.....	333992		2.9	0.0	2.0	0.0	0.0	0.1
Primary products.....		333992-P	2.8	0.0	1.9	0.0	0.0	0.1
Other welding equipment, components, and accessories (excluding arc, resistance, and gas).....		333992-A	2.4	0.0	0.4	0.0	0.0	0.0
Arc welding machines, components, and accessories, excluding electrodes and stud welding equip.....		333992-1	4.7	0.0	3.0	0.0	0.0	0.0
Resistance welders, components, accessories, and electrodes.....		333992-7	—	0.0	0.0	0.0	0.0	—
Gas welding and cutting equipment, parts, attachments, and accessories.....		333992-9	4.5	0.0	0.4	0.0	0.0	1.1
Secondary products and miscellaneous receipts.....		333992-SM						
Miscellaneous receipts.....		333992-M	4.1	0.0	1.3	0.0	0.0	0.6
Packaging machinery mfg.....	333993		12.5	3.1	0.6	0.8	1.2	0.0
Primary products.....		333993-P	13.2	3.2	0.7	0.9	1.3	0.0
Packing, packaging, and bottling machinery, excluding parts.....		333993-1	13.7	4.2	0.0	1.1	1.5	0.0
Parts for packing, packaging, and bottling machinery.....		333993-5	11.3	0.0	2.9	0.0	0.5	0.0
Secondary products and miscellaneous receipts.....		333993-SM						
Miscellaneous receipts.....		333993-M	—	0.6	—	—	—	—
Industrial process furnace and oven mfg.....	333994		5.4	0.3	1.2	0.9	0.1	0.7
Primary products.....		333994-P	5.4	0.3	1.3	1.0	0.1	0.6
Industrial process furnaces & ovens, & industrial electrical heating equipment.....		333994-0	5.4	0.3	1.3	1.0	0.1	0.6
Industrial process furnaces & ovens, & industrial electrical heating equipment, except parts.....		333994-0A	5.6	0.2	1.0	0.6	0.1	0.9
Parts and attachments for industrial process furnaces and ovens.....		333994-0B	4.9	0.5	2.0	2.1	0.0	0.0
Secondary products and miscellaneous receipts.....		333994-SM						
Miscellaneous receipts.....		333994-M	4.8	1.0	0.6	0.8	0.2	0.3
Fluid power cylinder and actuator mfg.....	333995		4.9	0.0	0.7	0.0	0.5	0.0
Primary products.....		333995-P	5.5	0.0	0.8	0.0	0.5	0.0
Nonaerospace-type hydraulic & all aerospace fluid power cylinders & actuators, linear & rotary.....		333995-2	4.7	0.0	0.2	0.0	0.7	0.0
Nonaerospace-type pneumatic fluid power cylinders & actuators, linear & rotary.....		333995-3	—	0.0	0.0	0.0	—	—
Parts for hydraulic & pneumatic fluid power cylinders & actuators, incl accumulators & cushions.....		333995-8	11.5	0.0	2.6	0.0	0.2	0.0
Secondary products and miscellaneous receipts.....		333995-SM						
Fluid power pump and motor mfg.....	333996		3.6	0.0	0.0	0.0	0.0	0.2
Primary products.....		333996-P	3.8	0.0	0.0	0.0	0.0	0.3
Nonaerospace-type reciprocating fluid power pumps.....		333996-1	6.8	0.0	0.0	0.0	0.0	-0.1
Nonaerospace-type fluid power motors.....		333996-5	2.8	0.0	0.0	0.0	0.0	0.0
Parts for fluid power pumps, motors, and hydrostatic transmissions.....		333996-9	0.4	0.0	0.0	0.0	-0.1	0.0
Secondary products and miscellaneous receipts.....		333996-SM						
Miscellaneous receipts.....		333996-M	4.3	0.0	0.0	0.0	0.0	0.0
All other miscellaneous general purpose machinery mfg.....	333998		5.4	1.1	0.5	0.1	-0.7	0.0
Primary products.....		333998-P	5.4	1.2	0.5	0.1	-0.7	-0.1
Scale and balance mfg.....		333998-7	6.5	0.2	0.2	0.2	0.3	0.2
Retail, commercial, household, and mailing scales and balances.....		333998-74	7.8	0.2	0.0	0.0	0.0	0.2
Parts, attachments, and accessories for scales and balances.....		333998-76	9.8	0.3	0.4	0.8	0.3	0.4
Vehicle and industrial scales.....		333998-77	6.9	0.1	0.2	0.2	0.3	0.1
Motor truck and railroad track scales.....		333998-771	3.4	0.0	0.0	0.0	0.0	0.0
Industrial scales (including automatic checkweigher and bulkweigher scales).....		333998-772	12.1	0.6	0.7	0.7	0.6	0.5
All other miscellaneous general purpose machinery mfg.....		333998-9	5.5	1.2	0.5	0.1	-0.8	-0.1
Filters and strainers, except fluid power.....		333998-91	11.8	0.7	0.6	0.3	0.0	0.0
Industrial filters and strainers and reusable media, except fluid power.....		333998-911	12.6	0.8	0.0	0.4	0.0	0.0
Nonreusable media for filters and strainers, except fluid power.....		333998-912	1.9	0.0	1.3	0.0	0.0	0.0
Parts and accessories for filters and strainers, except fluid power.....		333998-913	23.8	0.3	6.1	0.0	0.0	0.0
All other miscellaneous general industrial machinery.....		333998-97	4.9	1.6	0.6	0.0	-1.2	-0.2
Secondary products and miscellaneous receipts.....		333998-SM						
Miscellaneous receipts.....		333998-M	—	0.5	0.0	0.6	0.0	2.3
Secondary products.....		333998-S	—	0.5	0.1	0.1	0.1	0.1
Computer & electronic product mfg.....	334		2.6	0.1	0.0	-0.2	0.1	0.4

See footnotes at end of table.

Table 12. Producer price index percentage changes for the net output of selected industries and their products, not seasonally adjusted — Continued
 [July 2023]

Title ¹	Industry code	Product code	Unadjusted 12-month percent change ²	Unadjusted 1-month percent change ²				
				July 2022 to July 2023 ^P	Feb. to Mar.	Mar. to Apr. ^P	Apr. to May ^P	May to June ^P
Computer & peripheral equipment mfg.	3341		-1.0	-0.1	-0.8	-0.9	-1.6	-0.2
Computer & peripheral equipment mfg.	33411		-1.0	-0.1	-0.8	-0.9	-1.6	-0.2
Electronic computer mfg.	334111		-4.8	-0.1	-0.1	-2.2	-2.4	-0.1
Primary products.		334111-P	-5.9	-0.1	-0.1	-2.5	-2.7	-0.1
Host computers, multiusers (mainframes, medium-scale systems, UNIX and PC servers).....		334111-5	-9.0	-0.2	-0.1	-3.0	-3.1	-0.1
Single user computers, microprocessor based, general purpose.		334111-7	4.0	0.0	-0.5	-0.2	-0.4	-0.4
Portable computers, laptops, tablets and other single user computers.		334111-72	-1.0	-1.8	0.3	-1.3	-0.2	0.1
Personal computers and workstations (excluding portable computers).		334111-73	5.0	0.8	-0.9	0.3	-0.5	-0.6
Secondary products and miscellaneous receipts.		334111-SM						
Computer storage device mfg.	334112		-0.8	0.0	-1.4	0.0	-2.2	-0.9
Primary products.		334112-P	-2.3	0.0	-1.4	0.0	-2.2	-0.9
Computer storage devices (except parts, attachments and accessories).		334112-1	-2.9	0.0	-1.5	0.0	-2.3	-0.9
Secondary products and miscellaneous receipts.		334112-SM						
Computer terminal and other computer peripheral equipment mfg.	334118		2.3	0.0	-1.2	0.0	0.0	0.1
Primary products.		334118-P	2.2	0.0	-1.2	0.0	0.0	0.1
Computer terminals (including POS and funds-transfer devices) and other computer peripherals.		334118-D	-2.5	0.0	-2.3	0.0	0.0	0.0
Secondary products and miscellaneous receipts.		334118-SM						
Miscellaneous receipts.		334118-M	-	0.0	0.0	0.0	-	-
Secondary products.		334118-S	-	0.0	0.0	0.0	0.8	0.0
Communications equipment mfg.	3342		3.6	0.0	0.8	0.0	0.6	0.0
Telephone apparatus mfg.	33421		4.8	0.0	0.0	0.0	3.8	-0.8
Telephone apparatus mfg.	334210		4.8	0.0	0.0	0.0	3.8	-0.8
Primary products.		334210-P	4.7	0.0	0.0	0.0	3.9	-0.8
Telephone and wireline data networking equipment.		334210-0	4.7	0.0	0.0	0.0	3.9	-0.8
Secondary products and miscellaneous receipts.		334210-SM						
Radio/TV broadcast & wireless comm equip mfg.	33422		2.9	0.0	1.1	-0.1	0.0	0.0
Broadcast and wireless communications equipment mfg.	334220		2.9	0.0	1.1	-0.1	0.0	0.0
Primary products.		334220-P	1.9	0.0	1.2	-0.1	0.0	0.0
Broadcast, studio, and related electronic equipment.		334220-2	0.7	0.0	1.4	-0.6	-0.2	0.1
Radio station equipment.		334220-5	5.6	0.0	4.6	0.0	0.0	0.0
Other broadcast and wireless communications systems and equipment.		334220-9	1.3	0.0	0.9	0.0	0.0	0.0
Secondary products and miscellaneous receipts.		334220-SM						
Other communications equipment mfg.	33429		5.5	0.0	0.1	0.2	-0.1	0.8
Other communications equipment mfg.	334290		5.5	0.0	0.1	0.2	-0.1	0.8
Primary products.		334290-P	5.8	0.0	0.1	0.2	-0.1	0.9
Alarm systems, including electric sirens and horns.		334290-1	10.6	0.0	0.0	0.0	0.0	1.4
Intercommunications systems, incl inductive paging systems, excl telephone & telegraph.		334290-3	1.5	0.9	0.0	2.4	0.0	0.0
Secondary products and miscellaneous receipts.		334290-SM						
Secondary products.		334290-S	1.7	0.0	0.0	1.2	0.6	0.0
Audio & video equipment mfg.	3343		2.5	0.0	0.0	0.1	0.0	0.0
Audio and video equipment mfg.	33431		2.5	0.0	0.0	0.1	0.0	0.0
Audio and video equipment mfg.	334310		2.5	0.0	0.0	0.1	0.0	0.0
Primary products.		334310-P	2.7	0.0	0.0	0.0	0.0	0.0
Speakers and commercial sound equipment.		334310-4	2.5	0.0	0.0	0.0	0.0	0.0
Other consumer audio and video equipment.		334310-5	3.7	0.0	0.0	0.0	0.0	0.0
Secondary products and miscellaneous receipts.		334310-SM						
Miscellaneous receipts.		334310-M	3.1	0.0	0.0	1.8	0.0	0.0
Semiconductor and other electronic component mfg.	3344		0.0	0.1	-0.5	-1.0	0.2	0.5
Semiconductor and other electronic component mfg.	33441		0.0	0.1	-0.5	-1.0	0.2	0.5
Bare printed circuit board mfg.	334412		3.9	-0.5	0.0	-0.1	1.2	0.0
Primary products.		334412-P	4.9	0.0	0.0	0.0	1.4	0.0
Bare printed circuit boards.		334412-0	4.9	0.0	0.0	0.0	1.4	0.0
Secondary products and miscellaneous receipts.		334412-SM2						
Semiconductors and related device mfg.	334413		2.2	-0.3	-0.8	-0.4	0.2	0.2
Primary products.		334413-P	2.4	-0.3	-0.8	-0.4	0.3	0.3
Other semiconductor devices, including parts such as chips, wafers, and heat sinks.		334413-A	7.7	0.0	0.0	0.0	0.0	3.7

See footnotes at end of table.

Table 12. Producer price index percentage changes for the net output of selected industries and their products, not seasonally adjusted — Continued
 [July 2023]

Title ¹	Industry code	Product code	Unadjusted 12-month percent change ²	Unadjusted 1-month percent change ²				
				July 2022 to July 2023 ^P	Feb. to Mar.	Mar. to Apr. ^P	Apr. to May ^P	May to June ^P
Semiconductors and related device mfg - Continued								
Integrated microcircuits, incl semiconductor networks, microprocessors, & MOS memories.....		334413-1	-1.1	-0.4	-1.3	-0.6	0.4	-1.9
Secondary products and miscellaneous receipts.....		334413-SM						
Electronic connector mfg.....	334417		6.4	2.2	-1.1	0.1	0.0	0.6
Primary products.....		334417-P	6.2	2.3	-1.4	0.1	0.0	0.6
Electronic connectors, including parts.....		334417-0	6.2	2.3	-1.4	0.1	0.0	0.6
Secondary products and miscellaneous receipts.....		334417-SM						
Secondary products.....		334417-S1	6.4	0.0	2.6	0.0	0.0	0.0
Printed circuit assembly mfg.....	334418		-13.9	-0.1	0.0	-6.0	0.0	0.3
Primary products.....		334418-P	-14.5	0.0	0.0	-6.4	0.1	0.3
Printed circuit assemblies, loaded boards, modules, and consumer external modems.....		334418-9	-14.5	0.0	0.0	-6.4	0.1	0.3
Secondary products and miscellaneous receipts.....		334418-SM						
Other electronic component mfg.....	334419		3.0	0.5	0.1	0.5	0.2	1.6
Primary products.....		334419-P	3.8	0.5	0.1	0.6	0.2	1.7
Other electronic components.....		334419-0	3.8	0.5	0.1	0.6	0.2	1.7
Secondary products and miscellaneous receipts.....		334419-SM						
Secondary products.....		334419-S	3.8	0.0	0.0	-0.3	-0.1	0.0
Capacitor, resistor, coil, transformer, and other inductor mfg.....	33441K		6.9	0.5	0.2	0.0	0.0	0.0
Primary products.....		33441K-P	6.9	0.5	0.2	0.0	0.0	0.0
Capacitors for electronic circuitry.....		33441K-4	4.2	0.0	0.0	0.0	0.0	0.0
Electronic coils, transformers, and other inductors.....		33441K-6	9.8	1.1	0.4	0.0	0.0	0.0
Secondary products and miscellaneous receipts.....		33441K-SM						
Nav/measuring/medical/control instruments mfg.....	3345		3.9	0.1	0.2	0.2	0.1	0.5
Nav/measuring/medical/control instruments mfg.....	33451		3.9	0.1	0.2	0.2	0.1	0.5
Electromedical apparatus mfg.....	334510		3.1	0.0	0.0	0.2	0.0	1.4
Primary products.....		334510-P	3.1	0.0	0.0	0.2	0.0	1.5
Electromedical equipment, excluding ionizing radiation equipment.....		334510-2	3.4	0.0	0.0	0.2	0.0	1.6
Secondary products and miscellaneous receipts.....		334510-SM						
Miscellaneous receipts.....		334510-M	4.2	0.0	0.0	2.6	0.0	0.0
Search, detection, and navigation instruments.....	334511		2.3	0.0	0.1	0.0	0.0	0.5
Primary products.....		334511-P	2.0	0.0	0.1	0.0	0.0	0.5
Aeronautical, nautical & navigational instruments, not sending or receiving radio signals.....		334511-1	5.3	0.0	0.6	0.0	0.0	2.2
Search, detection, navigation, and guidance systems and equipment.....		334511-3	1.4	0.0	0.0	0.0	0.1	0.0
Secondary products and miscellaneous receipts.....		334511-SM						
Secondary products.....		334511-S	-	-	-	-	-	-
Automatic environmental control mfg.....	334512		6.4	0.0	1.0	1.9	0.1	0.0
Primary products.....		334512-P	6.9	0.0	1.1	2.1	0.1	0.0
Automatic environmental controls for monitoring residential, commercial, and appliance use.....		334512-0	6.9	0.0	1.1	2.1	0.1	0.0
Secondary products and miscellaneous receipts.....		334512-SM						
Miscellaneous receipts.....		334512-M	2.9	0.0	0.0	0.0	0.0	0.0
Industrial process variable instruments.....	334513		5.5	0.1	0.2	0.2	0.6	-0.3
Primary products.....		334513-P	5.3	0.1	0.2	0.2	0.6	-0.3
Process control instruments.....		334513-0	5.3	0.1	0.2	0.2	0.6	-0.3
Secondary products and miscellaneous receipts.....		334513-SM						
Miscellaneous receipts.....		334513-M	10.8	0.0	1.5	0.0	0.0	0.0
Totalizing fluid meters and counting devices mfg.....	334514		10.3	2.5	1.2	0.2	0.5	0.7
Primary products.....		334514-P	10.6	2.7	1.2	0.2	0.6	0.7
Integrating and totalizing fluid meters, counting devices, and motor vehicle instruments.....		334514-0	10.6	2.7	1.2	0.2	0.6	0.7
Secondary products and miscellaneous receipts.....		334514-SM						
Secondary products.....		334514-S	-	0.0	0.0	0.8	0.0	0.0
Electricity and signal testing instruments mfg.....	334515		4.3	0.1	0.5	0.4	0.0	0.4
Primary products.....		334515-P	3.3	0.1	0.0	0.4	0.0	0.4
Test equipment for testing electrical, radio, and communication circuits, and motors.....		334515-4	4.4	0.1	0.0	0.5	0.0	0.5
Secondary products and miscellaneous receipts.....		334515-SM						
Analytical laboratory instrument mfg.....	334516		5.6	0.2	0.2	0.8	0.1	-0.4
Primary products.....		334516-P	5.5	0.2	0.2	0.9	0.1	-0.4

See footnotes at end of table.

Table 12. Producer price index percentage changes for the net output of selected industries and their products, not seasonally adjusted — Continued
 [July 2023]

Title ¹	Industry code	Product code	Unadjusted 12-month percent change ²	Unadjusted 1-month percent change ²				
				July 2022 to July 2023 ^P	Feb. to Mar.	Mar. to Apr. ^P	Apr. to May ^P	May to June ^P
Analytical laboratory instrument mfg - Continued								
Analytical and scientific instruments, excluding optical.....		334516-0	5.5	0.2	0.2	0.9	0.1	-0.4
Secondary products and miscellaneous receipts.....		334516-SM						
Irradiation apparatus mfg.....	334517		0.8	0.0	0.0	0.0	0.0	0.0
Primary products.....		334517-P	0.8	0.0	0.0	0.0	0.0	0.0
Irradiation (ionizing radiation) equipment.....		334517-0	0.8	0.0	0.0	0.0	0.0	0.0
Secondary products and miscellaneous receipts.....		334517-SM						
Other measuring and controlling device mfg.....	334519		8.2	-0.4	-0.2	0.0	0.2	0.4
Primary products.....		334519-P	8.9	-0.4	-0.2	0.0	0.2	0.5
Physical properties testing & inspection equipment and kinematic testing & measuring equipment.....		334519-4	13.4	0.0	0.0	0.0	0.0	0.0
Nuclear radiation detection and monitoring instruments.....		334519-5	8.8	0.1	0.0	0.4	0.4	0.0
Commercial, geophysical, meteorological, and general-purpose instruments and equipment.....		334519-7	4.4	-1.7	0.2	0.0	-0.6	0.0
Secondary products and miscellaneous receipts.....		334519-SM						
Miscellaneous receipts.....		334519-M	1.0	0.0	0.0	0.0	0.0	0.2
Manufacturing and reproducing magnetic and optical media.....	3346		4.5	-0.4	0.0	0.1	0.2	0.0
Manufacturing and reproducing magnetic and optical media.....	33461		4.5	-0.4	0.0	0.1	0.2	0.0
Manufacturing and reproducing magnetic and optical media.....	334610		4.5	-0.4	0.0	0.1	0.2	0.0
Primary products.....		334610-P	4.7	-0.4	0.0	0.1	0.2	0.0
Electrical equipment and appliance mfg.....	335		5.3	0.2	0.3	0.2	0.4	0.3
Electric lighting equipment mfg.....	3351		4.6	1.2	0.0	0.4	0.5	0.3
Electric lighting equipment mfg.....	33513		—	1.2	0.0	0.4	0.5	0.3
Residential electric lighting fixture mfg.....	335131		3.4	-0.3	0.0	0.2	0.0	0.0
Primary products.....		335131-P	3.1	0.0	0.0	0.0	0.0	0.0
Residential-type electric lighting fixtures (except portable), including parts and accessories.....		335131-1	0.4	0.0	0.0	0.0	0.0	0.0
Residential-type portable lighting fixtures, including parts and accessories.....		335131-4	7.1	0.0	0.0	0.0	0.0	0.0
Secondary products and miscellaneous receipts.....		335131-SM						
Secondary products.....		335131-S	14.1	0.0	0.0	2.7	0.1	0.0
Nonresidential electric lighting fixture mfg.....	335132		5.0	0.4	0.0	0.7	0.2	0.6
Primary products.....		335132-P	5.4	0.5	0.0	0.8	0.2	0.7
Commercial and institutional-type electric lighting fixtures, including parts and accessories.....		335132-1	3.8	0.3	0.0	0.9	0.3	0.1
Industrial-type electric lighting fixtures, including parts and accessories.....		335132-5	12.2	1.2	0.0	0.0	0.0	3.9
Secondary products and miscellaneous receipts.....		335132-SM						
Secondary products.....		335132-S	—	0.0	0.6	0.0	0.0	—
Other lighting equipment, including lamps and bulbs mfg.....	335139		4.8	2.5	0.0	0.0	1.0	0.0
Primary products.....		335139-P	—	2.6	0.0	0.0	1.1	0.0
Electric lamp bulb, tubes, and components.....		335139-1	6.7	0.1	0.0	0.0	4.6	0.0
Outdoor lighting equipment (including parts and accessories).....		335139-2	1.0	0.0	0.0	0.0	0.0	0.0
Secondary products and miscellaneous receipts.....		335139-SM						
Secondary products.....		335139-S	—	0.2	0.0	0.4	—	—
Household appliance mfg.....	3352		1.5	-0.3	0.5	0.9	-0.1	-0.3
Small electrical appliance mfg.....	33521		1.5	-0.1	0.2	0.2	0.0	0.0
Small electrical appliance mfg.....	335210		1.5	-0.1	0.2	0.2	0.0	0.0
Primary products.....		335210-P	1.2	-0.1	0.2	0.2	0.0	0.0
Parts and attachments for small electric household appliances, including fan parts.....		335210-5	3.3	0.0	0.0	0.0	0.0	0.0
Household vacuum cleaners and other floor care machines (including parts and attachments).....		335210-6	4.7	-0.3	0.9	-0.1	0.3	0.0
Other small electric household appliances, including fans.....		335210-7	—	0.0	0.0	0.3	-0.1	0.0
Secondary products and miscellaneous receipts.....		335210-SM						
Secondary products.....		335210-S	3.8	0.1	0.1	-0.1	0.2	0.0
Major household appliance mfg.....	33522		1.5	-0.3	0.6	1.0	-0.1	-0.4
Major household appliance mfg.....	335220		1.5	-0.3	0.6	1.0	-0.1	-0.4
Primary products.....		335220-P	1.1	-0.3	0.2	1.0	-0.1	-0.4
Household cooking appliances.....		335220-1	2.7	-0.9	0.3	1.9	-0.3	-0.7
Electric household ranges, ovens (including microwave), surface cooking units, and equipment.....		335220-11	2.0	0.6	2.7	0.2	-2.0	-0.5
Gas household ranges, ovens, surface cooking units, and equipment (incl. parts and accessories).....		335220-13	-0.2	-1.5	-2.1	1.6	0.1	-0.7

See footnotes at end of table.

Table 12. Producer price index percentage changes for the net output of selected industries and their products, not seasonally adjusted — Continued
 [July 2023]

Title ¹	Industry code	Product code	Unadjusted 12-month percent change ²	Unadjusted 1-month percent change ²				
			July 2022 to July 2023 ^P	Feb. to Mar.	Mar. to Apr. ^P	Apr. to May ^P	May to June ^P	June to July ^P
Major household appliance mfg - Continued								
Other household ranges and cooking equipment, including outdoor equipment...		335220-15	10.4	-2.5	0.0	6.1	2.6	-0.9
Household refrigerators and home freezers.....		335220-2	1.7	-0.2	-0.1	0.6	-0.2	-0.3
Household refrigerators, including combination refrigerator-freezers.....		335220-21	1.6	-0.2	0.2	0.3	-0.3	-0.6
Other major household appliances.....		335220-8	-0.1	0.2	0.3	0.3	0.3	-0.2
Household water heaters, electric, for permanent installation.....		335220-81	0.1	0.0	0.0	0.0	0.0	0.0
Household water heaters, excluding electric.....		335220-83	0.3	0.0	0.0	0.0	0.0	0.0
Secondary products and miscellaneous receipts.....		335220-SM						
Miscellaneous receipts.....		335220-M	3.3	0.0	0.0	0.0	0.0	0.0
Electrical equipment mfg.....	3353		6.6	0.2	0.4	0.1	0.8	0.9
Electrical equipment mfg.....	33531		6.6	0.2	0.4	0.1	0.8	0.9
Electric power and specialty transformer mfg.....	335311		3.6	0.6	0.3	0.3	0.8	2.5
Primary products.....		335311-P	3.0	0.6	0.3	0.3	0.8	2.5
Secondary products and miscellaneous receipts.....		335311-SM						
Motor and generator mfg.....	335312		6.8	0.0	0.5	0.0	0.0	1.2
Primary products.....		335312-P	7.1	0.0	0.5	0.0	0.0	1.2
Parts, supplies for motors, generators, generator sets, and other rotating equipment.....		335312-C	12.5	0.0	0.0	0.0	0.0	0.5
Other motors and generators n.e.c.....		335312-F	9.5	0.0	1.2	0.0	0.0	2.3
Fractional horsepower motors (rated at less than 746 watts) (except hermetics) ..		335312-1	3.5	0.0	0.0	0.3	0.3	0.0
Integral horsepower motors & generators other than for land transport equipment (exc hermetics).....		335312-3	2.8	0.0	0.0	0.0	0.0	0.0
Secondary products and miscellaneous receipts.....		335312-SM						
Miscellaneous receipts.....		335312-M	0.5	0.0	0.0	0.0	0.0	0.4
Secondary products.....		335312-S	9.0	0.0	0.0	0.0	0.0	2.6
Switchgear and switchboard apparatus mfg.....	335313		7.7	0.2	0.8	0.2	0.8	0.5
Primary products.....		335313-P	8.2	0.2	0.8	0.2	0.9	0.5
Switchgear, excluding ducts and relays.....		335313-A	10.7	0.1	0.0	0.4	1.6	0.8
Low voltage panelboards and distribution boards, 1000 volts or less.....		335313-3	9.0	0.6	2.6	0.0	0.0	0.0
Secondary products and miscellaneous receipts.....		335313-SM						
Relay and industrial control mfg.....	335314		7.8	0.0	0.0	0.0	1.4	0.0
Primary products.....		335314-P	7.8	0.0	0.0	0.0	1.5	0.0
Specific-purpose industrial controls.....		335314-C	6.4	0.2	0.0	0.0	0.9	0.0
General-purpose industrial controls.....		335314-F	8.9	0.0	0.0	0.0	2.5	0.0
Relays for electronic circuitry, industrial control overload and switchgear type.....		335314-1	-	0.0	0.0	0.0	-	-
Parts for industrial controls and motor-control accessories.....		335314-7	4.2	0.0	0.0	0.0	0.3	0.0
Secondary products and miscellaneous receipts.....		335314-SM						
Miscellaneous receipts.....		335314-M	6.4	0.0	0.0	0.0	0.0	0.0
Other electrical equipment & component mfg.....	3359		5.8	0.1	0.3	-0.2	0.2	0.2
Storage battery mfg.....	33591		1.7	0.0	0.7	-0.1	0.2	0.0
Battery mfg.....	335910		1.3	0.0	0.7	-0.1	0.2	0.0
Primary products.....		335910-P	1.3	0.0	0.7	-0.1	0.3	0.0
Storage batteries.....		335910-1	1.4	-0.1	1.0	0.0	0.1	-0.1
Storage batteries, lead acid type, BCI dimensional size group 8D or smaller. . .		335910-11	1.1	-0.1	1.5	0.0	0.0	-0.2
Storage batteries, lead acid type, larger than BCI dimensional size group 8D. . .		335910-12	2.2	0.0	0.0	0.0	0.8	0.0
Primary batteries.....		335910-2	2.1	0.1	-0.1	-0.3	0.7	0.4
Secondary products and miscellaneous receipts.....		335910-SM						
Secondary products.....		335910-S	9.4	0.0	0.0	0.0	0.0	0.0
Communication & energy wire & cable mfg.....	33592		0.4	-0.6	0.6	-0.7	-0.7	0.9
Fiber optic cable mfg.....	335921		13.4	0.0	0.9	0.3	0.0	0.0
Primary products.....		335921-P	14.1	0.0	0.9	0.3	0.0	0.0
Fiber optic cable, made from purchased fiber optic strand.....		335921-0	14.1	0.0	0.9	0.3	0.0	0.0
Secondary products and miscellaneous receipts.....		335921-SM						
Other communication and energy wire mfg.....	335929		-2.4	-0.7	0.5	-1.0	-0.9	1.2
Primary products.....		335929-P	-2.2	-0.7	0.5	-1.0	-1.0	1.1
Electronic wire and cable, made of nonferrous metals (purchased wire).....		335929-A	4.4	-0.2	0.1	-0.2	-2.9	-0.1
Other insulated wire & cable, incl control & signal, made of nonferrous metals (purchased wire).....		335929-F	0.5	0.9	0.0	1.1	-0.8	-0.7
Power wire and cable, made from nonferrous metals (purchased wire).....		335929-1	20.9	-0.2	0.6	-0.2	0.7	3.1
Secondary products and miscellaneous receipts.....		335929-SM						
Wiring device mfg.....	33593		12.8	0.5	0.2	0.0	0.7	0.0

See footnotes at end of table.

Table 12. Producer price index percentage changes for the net output of selected industries and their products, not seasonally adjusted — Continued
[July 2023]

Title ¹	Industry code	Product code	Unadjusted 12-month percent change ²	Unadjusted 1-month percent change ²				
			July 2022 to July 2023 ^P	Feb. to Mar.	Mar. to Apr. ^P	Apr. to May ^P	May to June ^P	June to July ^P
Current-carrying wiring device mfg.	335931		24.7	1.1	0.4	0.0	1.4	0.0
Primary products.....		335931-P	26.0	1.0	0.4	0.0	1.4	-0.1
Current-carrying wiring devices n.e.c.....		335931-A	51.2	0.6	0.5	0.0	3.2	0.1
Current-carrying switches for electrical circuitry (including vehicular switches).....		335931-1	6.0	3.0	0.6	0.0	0.0	0.1
Current-carrying wire connectors for electrical circuitry.....		335931-9	0.1	-0.5	-0.4	0.2	-2.0	-0.6
Secondary products and miscellaneous receipts.....		335931-SM						
Secondary products.....		335931-S	5.5	3.5	0.0	0.0	0.2	0.8
Noncurrent-carrying wiring device mfg.	335932		2.9	0.0	0.0	0.0	0.1	0.0
Primary products.....		335932-P	3.3	0.0	0.0	0.0	0.1	0.0
Noncurrent-carrying electrical conduit and conduit fittings, incl. plastic conduit & fittings.....		335932-4	3.3	0.0	0.0	0.0	0.0	0.0
Other noncurrent-carrying wiring devices and supplies (boxes, covers, bar hangers, etc.).....		335932-6	-	-0.2	0.2	-0.2	0.4	-0.1
Secondary products and miscellaneous receipts.....		335932-SM						
All other electrical equipment & component mfg.	33599		4.9	0.1	-0.1	-0.1	0.4	0.2
Carbon and graphite product mfg.	335991		18.5	0.5	-0.4	0.2	0.0	0.4
Primary products.....		335991-P	19.9	0.5	-0.4	0.2	0.0	0.4
Carbon and graphite products, including electrodes for electric arc furnaces.....		335991-0	19.9	0.5	-0.4	0.2	0.0	0.4
Secondary products and miscellaneous receipts.....		335991-SM						
Miscellaneous receipts.....		335991-M	-	0.0	0.0	0.0	0.0	-
Miscellaneous electrical equipment mfg.	335999		1.1	0.0	0.0	-0.2	0.5	0.1
Primary products.....		335999-P	1.0	0.0	0.0	-0.2	0.5	0.1
Rectifying apparatus.....		335999-3	6.4	0.0	2.0	0.0	0.0	0.0
All miscellaneous electrical equipment except rectifying apparatus.....		335999-4	0.3	0.0	-0.3	-0.2	0.6	0.1
Secondary products and miscellaneous receipts.....		335999-SM						
Transportation equipment manufacturing.....	336		2.7	0.2	0.1	0.2	0.0	0.2
Motor vehicle manufacturing.....	3361		1.7	-0.2	-0.2	0.0	-0.2	0.2
Automobile and light truck manufacturing.....	33611		1.8	-0.2	-0.2	-0.1	-0.2	0.2
Automobile, light truck and utility vehicle mfg.	336110		1.8	-0.2	-0.2	-0.1	-0.2	0.2
Primary products.....		336110-P	1.8	-0.2	-0.2	-0.1	-0.2	0.2
Passenger cars and chassis.....		336110-1	-1.7	-0.7	-0.7	-0.1	-1.0	0.1
Trucks, truck tractors, & bus chassis 14,000 lb or less, incl. minivans & suvs.		336110-2	3.5	-0.1	-0.1	-0.1	0.0	0.2
Secondary products and miscellaneous receipts.....		336110-SM						
Heavy duty truck manufacturing.....	33612		1.8	0.0	0.1	0.1	0.3	0.0
Heavy duty truck mfg.	336120		1.8	0.0	0.1	0.1	0.3	0.0
Primary products.....		336120-P	1.6	0.0	0.1	0.1	0.3	0.0
Trucks, truck tractors, and bus chassis (chassis of own manufacture) 14,001 to 33,000 lbs.....		336120-1	3.7	0.0	0.0	0.6	1.5	0.0
Buses, including military and firefighting vehicles (chassis of own manufacture).....		336120-3	2.9	0.0	0.2	0.0	0.0	0.0
Secondary products and miscellaneous receipts.....		336120-SM						
Motor vehicle body and trailer manufacturing.....	3362		1.8	0.1	0.2	0.0	0.0	0.1
Motor vehicle body and trailer manufacturing.....	33621		1.8	0.1	0.2	0.0	0.0	0.1
Motor vehicle body mfg.	336211		6.0	0.5	0.5	0.1	0.1	0.4
Primary products.....		336211-P	6.2	0.4	0.6	0.1	0.0	0.5
Other truck and vehicle bodies, sold separately.....		336211-5	5.0	0.5	-0.1	0.0	-0.3	0.0
Dump truck bodies, for sale separately.....		336211-5A	-11.4	-3.4	0.0	0.0	-3.5	0.0
All other truck and vehicle bodies, sold separately.....		336211-5B	8.3	1.7	-0.1	0.0	0.0	0.0
Buses and firefighting vehicles, complete, produced on purchased chassis.....		336211-7	1.2	0.1	0.0	0.1	0.1	0.0
Other trucks and vehicles, complete, produced on purchased chassis.....		336211-9	7.8	0.1	0.0	0.5	0.6	0.0
Other trucks and vehicles, complete, produced on purchased chassis, except upfitting trucks.....		336211-91	10.7	0.3	0.1	1.3	1.1	0.1
Secondary products and miscellaneous receipts.....		336211-SM						
Secondary products.....		336211-S	7.7	2.0	0.0	0.1	2.0	0.0
Truck trailer mfg.	336212		-2.0	0.0	0.5	-0.2	0.0	-0.8
Primary products.....		336212-P	-2.0	0.0	0.5	-0.2	0.0	-0.8
Truck trailers and chassis, axle rating 10,000 lbs or more.....		336212-1	-2.2	0.0	0.5	-0.2	0.0	-0.9
Truck trailers and chassis, axle rating less than 10,000 lbs.....		336212-3	0.4	0.2	0.3	-0.2	0.0	0.0
Secondary products and miscellaneous receipts.....		336212-SM						
Secondary products.....		336212-S1	4.3	0.1	0.0	0.0	0.1	0.0
Motor home mfg.	336213		1.4	0.0	0.0	0.0	0.0	0.6
Primary products.....		336213-P	1.2	0.0	0.0	0.0	0.0	0.6

See footnotes at end of table.

Table 12. Producer price index percentage changes for the net output of selected industries and their products, not seasonally adjusted — Continued
 [July 2023]

Title ¹	Industry code	Product code	Unadjusted 12-month percent change ²	Unadjusted 1-month percent change ²				
				July 2022 to July 2023 ^P	Feb. to Mar.	Mar. to Apr. ^P	Apr. to May ^P	May to June ^P
Motor home mfg - Continued								
Motor homes built on purchased chassis.....		336213-0	1.2	0.0	0.0	0.0	0.0	0.6
Secondary products and miscellaneous receipts.....		336213-SM1						
Travel trailer and camper mfg.....	336214		1.6	-0.1	-0.2	0.0	0.0	0.4
Primary products.....		336214-P	1.5	-0.1	-0.1	0.0	0.0	0.4
Travel trailers.....		336214-1	2.7	0.0	0.0	0.0	0.0	0.6
Conventional travel trailers.....		336214-19	4.9	0.1	0.0	0.0	0.0	0.9
Fifth wheel travel trailers.....		336214-1A	-	-	-	-	-	0.0
Automobile and light truck trailers.....		336214-3	-2.6	-0.7	-0.8	0.0	0.0	-0.2
Camping trailers, campers, pick-up covers, and parts.....		336214-5	1.7	0.1	0.0	0.0	0.0	0.0
Other parts and components, excluding appliances and furnishings.....		336214-53	2.1	0.0	0.0	0.0	0.0	0.0
Truck campers, caps, box covers, and fold-down camping trailers.....		336214-56	-	0.2	0.0	0.0	0.0	0.0
Secondary products and miscellaneous receipts.....		336214-SM						
Secondary products.....		336214-S	10.2	0.0	0.0	1.9	0.0	0.0
Motor vehicle parts manufacturing.....	3363		2.1	0.1	0.2	0.2	0.0	0.1
Motor vehicle gasoline engine and parts mfg.....	33631		1.0	0.0	0.2	0.1	-0.2	0.0
Motor vehicle gasoline engine and engine parts mfg.....	336310		1.0	0.0	0.2	0.1	-0.2	0.0
Primary products.....		336310-P	0.4	0.0	0.2	0.1	-0.3	0.0
Gasoline engines and engine parts (excluding carburetors).....		336310-2	0.0	0.0	0.2	0.1	-0.3	0.0
Carburetors, pistons, piston rings, and valves.....		336310-3	4.7	0.0	0.5	0.0	0.0	0.3
Secondary products and miscellaneous receipts.....		336310-SM						
Miscellaneous receipts.....		336310-M1	9.4	0.0	0.0	0.0	0.0	0.3
Secondary products.....		336310-S	3.0	-0.3	-0.1	0.1	0.1	0.0
Motor vehicle electric equipment.....	33632		4.2	0.0	0.4	0.2	-0.1	0.0
Motor vehicle electrical and electronic equipment mfg.....	336320		4.2	0.0	0.4	0.2	-0.1	0.0
Primary products.....		336320-P	4.3	0.0	0.4	0.2	-0.1	0.0
Vehicular lighting equipment.....		336320-1	4.7	0.3	0.0	0.1	-0.1	0.0
Other motor vehicle electrical and electronic equipment.....		336320-2	4.3	-0.1	0.5	0.2	0.0	0.0
Battery charging alternators, generators, and regulators.....		336320-23	0.0	0.3	0.5	0.3	0.0	-0.1
Parts for engine electrical and electronic equipment.....		336320-2A	-0.4	0.0	1.3	0.0	0.0	0.0
All other miscellaneous non-engine electrical and electronic equipment.....		336320-2D	5.0	0.0	0.2	0.0	-0.1	0.0
All other miscellaneous complete engine electrical equipment, including spark plugs.....		336320-2U	6.2	-1.1	1.5	0.5	-0.1	0.0
Secondary products and miscellaneous receipts.....		336320-SM						
Miscellaneous receipts.....		336320-M	1.0	0.2	1.2	0.0	0.0	-0.1
Secondary products.....		336320-S	5.7	0.4	-0.1	-0.1	0.5	0.6
Motor vehicle steering and suspension parts.....	33633		-1.3	1.0	0.1	-0.5	0.2	0.5
Motor vehicle steering and suspension components (except spring) manufacturing.....	336330		-1.3	1.0	0.1	-0.5	0.2	0.5
Primary products.....		336330-P	-0.6	1.1	0.0	-0.5	0.2	0.6
Motor vehicle steering and suspension components (excluding spring), new and rebuilt.....		336330-0	-0.6	1.1	0.0	-0.5	0.2	0.6
Secondary and miscellaneous receipts.....		336330-SM						
Motor vehicle brake system manufacturing.....	33634		1.8	0.6	1.8	0.1	-0.2	-0.5
Motor vehicle brake system mfg.....	336340		1.8	0.6	1.8	0.1	-0.2	-0.5
Primary products.....		336340-P	1.5	0.5	2.0	0.2	-0.2	-0.6
Motor vehicle brake parts and assemblies, new.....		336340-1	0.7	0.6	2.2	0.2	-0.2	-0.6
Motor vehicle drum brake assemblies and parts, new.....		336340-1E	3.8	1.7	-0.9	0.6	-0.7	1.0
Motor vehicle disc brake assemblies and parts, new.....		336340-1F	-1.5	0.0	9.0	0.0	0.0	-3.6
Other motor vehicle brake parts and assemblies, new.....		336340-1G	2.6	0.1	0.1	0.0	0.0	0.4
Secondary products and miscellaneous receipts.....		336340-SM						
Motor vehicle power train components mfg.....	33635		4.7	0.4	0.0	0.1	0.0	0.3
Motor vehicle transmission and power train parts manufacturing.....	336350		4.7	0.4	0.0	0.1	0.0	0.3
Primary products.....		336350-P	4.6	0.4	0.0	0.1	0.0	0.3
Motor vehicle drive train components, excluding wheels and brakes, new.....		336350-2	4.7	0.4	0.0	0.1	0.0	0.3
Motor vehicle transmissions (except auxiliary and parts), new.....		336350-20	4.6	0.0	0.0	0.0	0.0	-0.4
Parts for manual and automatic transmissions, new.....		336350-23	16.8	-0.2	-0.4	0.3	0.0	1.3
Other motor vehicle drive train components, except wheels and brakes, new.....		336350-25	0.6	1.6	0.2	0.0	0.1	0.4
Motor vehicle drive train components, rebuilt.....		336350-3	4.0	0.0	0.0	0.0	0.0	0.0
Secondary products and miscellaneous receipts.....		336350-SM						
Secondary products.....		336350-S	2.3	1.0	0.0	-0.4	-0.6	1.3
Motor vehicle seating and interior trim mfg.....	33636		1.3	0.1	0.0	0.1	-0.6	0.0

See footnotes at end of table.

Table 12. Producer price index percentage changes for the net output of selected industries and their products, not seasonally adjusted — Continued
[July 2023]

Title ¹	Industry code	Product code	Unadjusted 12-month percent change ²	Unadjusted 1-month percent change ²				
			July 2022 to July 2023 ^P	Feb. to Mar.	Mar. to Apr. ^P	Apr. to May ^P	May to June ^P	June to July ^P
Motor vehicle seating and interior trim mfg.	336360		1.3	0.1	0.0	0.1	-0.6	0.0
Primary products.		336360-P	0.3	0.0	0.0	0.1	-1.0	0.0
Automobile trimmings.		336360-1	2.3	0.0	0.0	-0.2	-0.3	0.0
Seats for public conveyance and aircraft.		336360-3	0.9	0.1	0.0	0.5	-1.1	-0.1
Secondary products and miscellaneous receipts.		336360-SM						
Secondary products.		336360-S	1.6	0.6	-0.1	-0.4	1.1	0.0
Motor vehicle metal stamping.	33637		1.4	-1.1	0.3	0.0	0.6	0.1
Motor vehicle metal stamping.	336370		1.4	-1.1	0.3	0.0	0.6	0.1
Primary products.		336370-P	3.1	-1.2	0.2	0.0	0.6	0.1
Automotive job stampings (truck, bus, and passenger car).		336370-0	3.1	-1.2	0.2	0.0	0.6	0.1
Secondary products and miscellaneous receipts.		336370-SM						
Secondary products.		336370-S	0.5	0.1	0.9	-0.1	0.0	0.0
Other motor vehicle parts manufacturing.	33639		2.2	0.3	0.1	0.6	0.3	0.1
Other motor vehicle parts mfg.	336390		2.2	0.3	0.1	0.6	0.3	0.1
Primary products.		336390-P	2.0	0.3	0.1	0.6	0.3	0.2
Filters, new, internal combustion engines and motor vehicles.		336390-A	2.5	0.0	1.0	0.5	0.0	0.0
Motor vehicle air-conditioning systems and compressors.		336390-B	-3.7	0.0	-0.2	0.3	0.0	-0.2
All other motor vehicle parts and accessories, including trailer hitches.		336390-8	5.7	0.6	0.1	0.1	0.6	0.2
Secondary products and miscellaneous receipts.		336390-SM						
Miscellaneous receipts.		336390-M	—	0.0	1.6	—	—	—
Secondary products.		336390-S	—	0.3	0.1	-0.1	0.0	—
Aerospace product and parts manufacturing.	3364		4.2	0.5	0.4	0.4	0.3	0.1
Aerospace product and parts manufacturing.	33641		4.2	0.5	0.4	0.4	0.3	0.1
Aircraft mfg.	336411		4.2	0.5	0.5	0.5	0.3	0.1
Primary products.		336411-P	4.3	0.5	0.5	0.6	0.3	0.1
Civilian aircraft.		336411-3	6.5	0.8	0.7	0.8	0.5	0.2
Military aircraft.		336411-4	-0.6	0.0	0.0	0.0	0.0	0.0
Secondary products and miscellaneous receipts.		336411-SM						
Secondary products.		336411-S	—	0.5	0.3	0.0	0.0	0.1
Aircraft engine and engine parts mfg.	336412		2.7	0.1	0.3	0.1	0.0	0.2
Primary products.		336412-P	3.4	0.0	0.3	0.1	0.0	0.3
Aeronautical services on aircraft engines.		336412-5	7.1	0.0	0.6	0.0	0.0	0.0
Aircraft engine parts and accessories.		336412-7	3.7	0.1	0.3	0.1	0.1	0.5
Parts and accessories for military aircraft engines.		336412-75	2.1	0.2	0.0	0.3	0.3	0.3
Parts and accessories for civilian aircraft engines.		336412-77	4.2	0.0	0.5	0.1	0.0	0.7
Secondary products and miscellaneous receipts.		336412-SM						
Secondary products.		336412-S	3.2	1.4	0.0	0.0	0.0	0.7
Other aircraft parts and equipment mfg.	336413		6.0	1.0	0.1	0.1	0.0	0.0
Primary products.		336413-P	5.8	1.0	0.1	0.1	0.0	0.0
Aircraft propellers and helicopter rotors.		336413-1	5.2	0.0	0.0	0.0	0.0	0.2
Aircraft parts and auxiliary equipment.		336413-7	5.9	1.1	0.1	0.1	0.0	0.0
Aircraft landing gear for civilian and military aircraft.		336413-72	14.1	0.0	0.0	0.0	0.0	0.0
Other aircraft subassemblies and parts for military aircraft.		336413-73	1.2	0.2	0.4	0.4	-0.1	0.2
Other aircraft subassemblies and parts for civilian aircraft.		336413-74	7.7	1.3	0.1	0.0	0.0	0.0
Secondary products and miscellaneous receipts.		336413-SM						
Secondary products.		336413-S	12.8	3.6	0.0	0.1	0.0	0.0
Railroad rolling stock manufacturing.	3365		1.8	0.3	0.0	0.0	0.0	0.6
Railroad rolling stock manufacturing.	33651		1.8	0.3	0.0	0.0	0.0	0.6
Railroad rolling stock mfg.	336510		1.8	0.3	0.0	0.0	0.0	0.6
Primary products.		336510-P	2.1	0.3	0.0	0.0	0.0	0.7
Street, subway, trolley, and rapid transit cars, and railway maintenance equipment and parts.		336510-5	6.6	0.6	0.1	0.0	0.0	1.5
Railway maintenance of way equipment & parts, parts for all railcars, & other railway vehicles.		336510-54	7.7	0.8	0.1	0.0	0.0	1.8
Air brake and other brake equipment.		336510-541	—	0.0	0.4	0.0	0.0	—
Secondary products and miscellaneous receipts.		336510-SM						
Miscellaneous receipts.		336510-M	2.6	0.0	0.0	2.0	0.0	0.0
Secondary products.		336510-S1	1.0	0.0	0.0	0.0	0.0	0.0
Ship and boat building.	3366		4.8	0.3	0.1	0.7	0.2	0.5
Ship and boat building.	33661		4.8	0.3	0.1	0.7	0.2	0.5
Ship building and repairing.	336611		4.6	0.4	0.1	1.0	0.0	0.5

See footnotes at end of table.

Table 12. Producer price index percentage changes for the net output of selected industries and their products, not seasonally adjusted — Continued
 [July 2023]

Title ¹	Industry code	Product code	Unadjusted 12-month percent change ²	Unadjusted 1-month percent change ²				
				July 2022 to July 2023 ^P	Feb. to Mar.	Mar. to Apr. ^P	Apr. to May ^P	May to June ^P
Ship building and repairing - Continued								
Primary products.....		336611-P	3.8	0.4	0.1	1.0	0.0	0.4
Ship repair, nonmilitary.....		336611-A	19.6	0.1	0.3	2.6	0.0	0.0
Military self-propelled ships, new construction.....		336611-5	0.1	0.0	0.1	0.0	0.0	0.8
Ship repair, military.....		336611-8	2.3	0.0	0.0	0.5	0.0	0.0
Nonmilitary self-propelled ships, new construction.....		336611-9	1.1	1.3	0.0	0.0	0.0	0.1
Secondary products and miscellaneous receipts.....		336611-SM2						
Boat building.....	336612		5.8	0.1	0.1	0.1	0.7	0.6
Primary products.....		336612-P	5.4	0.1	0.1	0.1	0.7	0.6
Outboard motorboats, including commercial and military (except sailboats and lifeboats).....		336612-1	6.1	0.1	0.1	0.0	0.5	0.6
Outboard motorboats, wood or metal, incl. comm. and military (exc. sailboats and lifeboats).....		336612-11	8.6	0.2	0.4	0.1	0.4	0.7
Outboard motorboats, plastics/fiberglass, incl. comm. and mil. (exc. sailboats and lifeboats).....		336612-14	4.0	0.1	0.0	0.0	0.6	0.6
Inboard motorboats, including commercial and military (except sailboats and lifeboats).....		336612-3	6.2	0.3	0.1	0.0	0.4	1.3
Inboard cabin cruisers, including commercial and military (except sailboats and lifeboats).....		336612-31	7.9	0.5	0.2	0.0	0.6	0.7
Other inboard motorboats, including commercial and military (except sailboats and lifeboats).....		336612-32	4.0	0.0	0.0	0.0	0.0	2.4
Inboard-outdrive boats, including commercial and military (except sailboats and lifeboats).....		336612-5	3.6	0.0	0.0	0.0	3.3	0.0
All other inboard-outdrive boats, incl. comm. and military (except sailboats and lifeboats).....		336612-52	3.5	0.0	0.0	0.0	3.2	0.0
All other boats (excluding military and commercial).....		336612-8	10.1	0.0	0.0	0.5	0.2	0.0
Secondary products and miscellaneous receipts.....		336612-SM						
Miscellaneous receipts.....		336612-M	9.6	0.0	0.0	0.7	0.7	0.0
Other transportation equipment manufacturing.....	3369		2.9	0.4	-0.2	0.0	0.1	-0.2
Other transportation equipment manufacturing.....	33699		2.9	0.4	-0.2	0.0	0.1	-0.2
Motorcycle, bicycle, and parts mfg.....	336991		3.5	1.0	-0.5	0.1	0.4	0.0
Primary products.....		336991-P	3.6	1.0	-0.6	0.1	0.4	0.0
Motorcycles, including three-wheel motorbikes, motorscooters, mopeds, and parts.....		336991-3	5.5	2.3	0.0	0.0	0.4	0.0
Bicycles, including parts (excluding children's 2-wheel sidewalk cycles).....		336991-4	-5.6	-5.4	-3.8	0.8	0.0	0.0
Cycles, all types, tubular construction.....		336991-42	-7.1	-9.7	0.1	0.5	0.0	0.0
Parts for bicycles, unicycles, and adult tricycles.....		336991-45	-4.3	-1.4	-7.1	1.0	0.0	0.0
Secondary products and miscellaneous receipts.....		336991-SM						
Secondary products.....		336991-S	-	4.3	-	-	-	-
All other transportation equipment mfg.....	336999		2.4	-0.1	0.1	0.0	-0.1	-0.4
Primary products.....		336999-P	2.4	-0.1	0.0	0.0	-0.1	-0.4
All-terrain vehicles and parts.....		336999-4	5.9	0.0	0.0	-0.1	-0.5	0.1
All other miscellaneous transportation equipment.....		336999-6	2.1	-0.1	0.1	0.0	0.0	-0.8
Secondary products and miscellaneous receipts.....		336999-SM						
Secondary products.....		336999-S	3.1	0.0	0.7	0.0	0.0	0.0
Furniture & related product mfg.....	337		4.1	0.2	-0.1	0.3	0.0	0.4
HH & institutional furniture & kitchen cabinet mfg.....	3371		2.8	0.1	0.1	0.2	0.2	0.2
Wood kitchen cabinet & countertop mfg.....	33711		2.6	0.0	0.5	0.4	-0.2	0.0
Wood kitchen cabinet and countertop mfg.....	337110		2.6	0.0	0.5	0.4	-0.2	0.0
Primary products.....		337110-P	2.5	0.0	0.4	0.4	-0.2	0.0
Custom wood kitchen cabinets, bathroom vanities, and related cabinet sold directly to customers.....		337110-H	1.8	0.0	1.0	0.0	0.0	0.0
Stock wood kitchen cabinets and related cabinetwork for permanent installation. ...		337110-1	0.8	0.0	0.4	0.9	-0.5	0.0
Secondary products and miscellaneous receipts.....		337110-SM						
Household & institutional furniture mfg.....	33712		3.0	0.2	-0.2	0.1	0.4	0.3
Upholstered household furniture mfg.....	337121		0.7	0.2	0.0	0.1	0.1	0.0
Primary products.....		337121-P	0.6	0.2	0.0	0.1	0.0	0.0
Upholstered household furniture, excl. dual-purpose sleep furniture.....		337121-1	0.6	0.2	0.0	0.1	0.0	0.0
Upholstered household sofas, davenports, settees, and loveseats, except custom.....		337121-11	-0.1	0.2	-0.1	0.0	0.0	0.0
Upholstered household sectional sofa pieces, except custom.....		337121-12	1.4	0.1	0.0	0.0	0.0	0.0
Upholstered household rocking chairs, including swivel rockers, except custom.....		337121-13	-1.3	1.8	0.0	0.5	0.0	0.0
Other upholstered household furniture, including custom sold at retail.....		337121-15	1.4	0.0	0.1	0.3	0.4	0.0

See footnotes at end of table.

Table 12. Producer price index percentage changes for the net output of selected industries and their products, not seasonally adjusted — Continued
 [July 2023]

Title ¹	Industry code	Product code	Unadjusted 12-month percent change ²	Unadjusted 1-month percent change ²				
				July 2022 to July 2023 ^P	Feb. to Mar.	Mar. to Apr. ^P	Apr. to May ^P	May to June ^P
Upholstered household furniture mfg - Continued								
Dual-purpose sleep furniture incl. futon, conv. sofa, jackknife & chair beds, except custom.....		337121-4	-0.2	0.2	0.0	0.0	0.0	0.0
Secondary products and miscellaneous receipts.....		337121-SM						
Miscellaneous receipts.....		337121-M	-	0.0	0.0	0.0	0.0	-
Nonupholstered wood household furniture mfg.....	337122		6.0	0.4	-1.6	-0.1	2.8	1.8
Primary products.....		337122-P	6.9	0.6	-2.3	-0.1	3.6	2.3
Wood dining room, kitchen, outdoor, and ready-to-assemble furniture, excl. cabinets and custom.....		337122-G	-	1.7	-2.6	0.0	5.3	0.9
Wood household den, family room, library, and living room furniture, except custom.....		337122-1	2.6	0.0	-0.9	0.0	1.1	0.5
Wood bedroom furniture, including infants' and children's, except custom.....		337122-8	1.8	0.0	0.6	-0.2	0.4	0.1
Secondary products and miscellaneous receipts.....		337122-SM						
Secondary products.....		337122-S	15.5	0.0	1.4	0.0	0.1	0.7
Household furniture (except wood and upholstered) mfg.....	337126		8.8	0.0	-0.2	0.1	-0.4	0.0
Primary products.....		337126-P	4.6	0.1	-0.2	0.0	-0.4	0.0
Metal dining room and kitchen furniture, incl. padded and plain chairs and stools..		337126-1	-0.2	1.2	-3.6	0.0	1.7	0.3
Metal outdoor and casual furniture, incl. beach, lawn, garden and porch.....		337126-3	6.8	0.0	0.0	0.0	-1.9	0.0
Nonupholstered household furniture (except wood and metal).....		337126-6	0.3	0.0	0.0	0.0	0.0	0.0
Secondary products and miscellaneous receipts.....		337126-SM						
Secondary products.....		337126-S	4.7	-0.8	0.1	1.0	-0.8	0.0
Institutional furniture mfg.....	337127		4.4	0.1	0.4	0.2	0.0	0.2
Primary products.....		337127-P	4.5	0.1	0.4	0.2	0.0	0.2
Other institutional furniture.....		337127-B	7.2	0.3	1.0	0.1	0.1	0.5
School furniture (except stone and concrete), excl. library furniture.....		337127-1	4.3	0.0	0.4	0.0	0.0	0.0
Public building and related furniture, excl. bar, bowling, cafeteria, restaurant and school.....		337127-5	3.4	0.0	-0.1	0.3	0.0	0.0
Public furniture (bar, bowling center, cafeteria, and restaurant).....		337127-8	1.8	0.0	0.4	0.1	0.0	0.0
Secondary products and miscellaneous receipts.....		337127-SM						
Miscellaneous receipts.....		337127-M	9.0	0.0	3.0	0.0	0.0	0.0
Secondary products.....		337127-S	0.7	0.4	-0.4	0.3	0.2	0.2
Office furniture (including fixtures) mfg.....	3372		6.0	0.5	-0.3	0.6	-0.3	0.8
Office furniture (including fixtures) mfg.....	33721		6.0	0.5	-0.3	0.6	-0.3	0.8
Wood office furniture mfg.....	337211		0.9	0.2	0.4	0.0	-0.1	0.3
Primary products.....		337211-P	1.3	0.2	0.4	0.0	0.3	0.3
Wood office furniture panel systems, desking systems, and other wood office furniture.....		337211-A	2.0	0.1	0.1	0.0	0.0	0.0
Wood office seating, including upholstered.....		337211-1	-3.0	0.1	0.4	0.0	0.0	1.3
Wood office desks and desk extensions.....		337211-4	6.0	0.4	0.5	0.0	0.7	0.0
Wood office files, storage units, and tables.....		337211-7	3.0	0.3	0.4	0.0	0.4	0.0
Secondary products and miscellaneous receipts.....		337211-SM						
Secondary products.....		337211-S	-3.0	0.0	0.5	0.0	-4.1	0.0
Custom architectural woodwork and millwork.....	337212		8.2	0.5	0.0	-0.7	0.0	2.6
Primary products.....		337212-P	8.5	0.5	0.0	-0.7	0.0	2.4
Custom architectural woodwork, millwork, and fixtures.....		337212-0	8.5	0.5	0.0	-0.7	0.0	2.4
Secondary products and miscellaneous receipts.....		337212-SM						
Office furniture, except wood, mfg.....	337214		8.7	0.3	-2.6	2.4	0.1	0.2
Primary products.....		337214-P	9.1	0.3	-2.6	2.5	0.1	0.2
Office furniture, other types, except wood, including panel systems.....		337214-A	-	-	-	-	-	0.0
Office seating, including upholstered, except wood.....		337214-1	6.7	-0.5	-6.3	4.9	0.0	0.0
Office desk and desk extensions, except wood.....		337214-4	-	-	-	-	-	0.0
Office files, storage units, and tables, except wood.....		337214-7	10.3	1.3	-3.9	7.1	0.5	0.8
Secondary products and miscellaneous receipts.....		337214-SM						
Showcases, partitions, shelving, and lockers mfg.....	337215		2.3	0.9	1.7	0.1	-1.2	-0.2
Primary products.....		337215-P	1.7	0.9	1.8	0.1	-1.3	-0.1
Bookstacks and other shelving, except wood.....		337215-A2	-	-	-	-	0.9	0.7
Storage racks and accessories, except wood.....		337215-E	-13.2	4.3	6.1	0.0	-2.3	-2.7
Fixtures (bank, office, and store), except wood.....		337215-G	15.1	1.2	0.0	1.7	-0.7	0.0
Wood furniture dimensions and nonwood furniture parts and frames.....		337215-L	18.7	1.5	8.3	-	-	-
Secondary products and miscellaneous receipts.....		337215-SM						
Other furniture related product mfg.....	3379		3.4	0.0	0.0	-0.4	0.1	0.0
Mattress mfg.....	33791		1.0	0.0	0.0	-0.6	0.1	0.0

See footnotes at end of table.

Table 12. Producer price index percentage changes for the net output of selected industries and their products, not seasonally adjusted — Continued
[July 2023]

Title ¹	Industry code	Product code	Unadjusted 12-month percent change ²	Unadjusted 1-month percent change ²				
			July 2022 to July 2023 ^P	Feb. to Mar.	Mar. to Apr. ^P	Apr. to May ^P	May to June ^P	June to July ^P
Mattress mfg.....	337910		1.0	0.0	0.0	-0.6	0.1	0.0
Primary products.....		337910-P	1.0	0.0	-0.1	-0.6	0.1	0.0
Mattress and foundation sets.....		337910-E	-1.7	0.2	0.0	0.0	0.0	0.0
Innerspring mattresses, excluding crib-size.....		337910-1	4.1	-0.2	0.0	0.0	0.3	0.0
Other mattresses, including crib, foam, waterbed mattresses and mattress inserts.....		337910-4	3.8	0.0	0.0	0.0	0.0	0.0
Foundations, excl. innerspring units, hybrid-type flotation, ensembles, and adjustable units.....		337910-7	-4.1	0.6	-0.5	-6.0	-0.4	0.4
Secondary products and miscellaneous receipts.....		337910-SM						
Blind & shade mfg.....	33792		13.4	0.1	0.0	0.0	0.0	0.0
Blind and shade mfg.....	337920		13.4	0.1	0.0	0.0	0.0	0.0
Primary products.....		337920-P	16.3	0.1	0.0	0.0	0.0	0.0
Other blinds and shades, including curtain and drapery fixtures, poles and rods. . .		337920-8	-	0.0	0.0	-0.1	0.0	0.0
Secondary products and miscellaneous receipts.....		337920-SM						
Miscellaneous mfg.....	339		3.9	0.3	0.0	0.6	0.4	-0.1
Medical equipment & supplies mfg.....	3391		3.5	0.3	-0.1	0.1	0.7	-0.1
Medical equipment & supplies mfg.....	33911		3.5	0.3	-0.1	0.1	0.7	-0.1
Surgical and medical instrument mfg.....	339112		2.5	0.1	-0.1	0.4	0.0	-0.2
Primary products.....		339112-P	2.6	0.1	-0.1	0.4	0.0	-0.2
Surgical and medical instruments.....		339112-0	2.6	0.1	-0.1	0.4	0.0	-0.2
Surgical and orthopedic instruments.....		339112-01	0.7	0.4	0.0	0.6	0.0	-0.6
Surgical and medical catheters.....		339112-05	-1.0	0.2	-0.4	0.0	0.0	0.0
Other surgical and medical apparatus and instruments, excluding parts.....		339112-06	4.2	-0.3	-0.2	0.0	0.0	0.0
Parts for surgical and medical apparatus and instruments.....		339112-09	3.9	1.1	0.0	-0.3	0.0	0.0
Secondary products and miscellaneous receipts.....		339112-SM						
Secondary products.....		339112-S	-	-1.3	0.0	-0.1	0.0	0.0
Surgical appliance and supplies mfg.....	339113		3.7	0.5	-0.1	-0.2	0.6	0.0
Primary products.....		339113-P	3.9	0.6	-0.2	-0.2	0.4	0.0
Medical and surgical appliances and supplies, incl. orthopedic, prosthetic, and therapeutic.....		339113-2	2.2	0.6	-0.3	-0.4	0.5	-0.1
Artificial joints and limbs.....		339113-21	-	1.2	-1.5	1.3	-1.4	0.2
Other orthopedic and prosthetic appliances.....		339113-22	0.1	0.7	0.0	-1.2	0.0	0.1
Other medical and surgical appliances and supplies.....		339113-27	3.2	0.5	0.0	-0.6	1.1	-0.2
Hospital beds and specialized hospital furniture.....		339113-4	15.7	-	0.0	1.0	0.0	0.0
Personal industrial and nonindustrial safety equipment and clothing.....		339113-6	6.2	0.6	0.4	0.0	0.4	0.5
Secondary products and miscellaneous receipts.....		339113-SM						
Secondary products.....		339113-S	4.1	0.2	0.0	-0.3	2.8	0.2
Dental equipment and supplies mfg.....	339114		2.7	0.6	-0.3	0.3	0.0	0.1
Primary products.....		339114-P	2.6	0.1	0.0	0.2	0.0	-0.1
Dental professional equipment and supplies.....		339114-1	3.1	0.0	0.0	0.1	0.0	0.0
Professional dental equipment.....		339114-11	5.5	0.0	0.0	0.0	0.0	0.0
Professional dental supplies.....		339114-12	1.1	0.1	0.0	0.2	0.0	0.0
Secondary products and miscellaneous receipts.....		339114-SM						
Ophthalmic goods mfg.....	339115		8.5	0.0	0.0	0.0	6.2	0.0
Primary products.....		339115-P	8.8	0.0	0.0	0.0	6.3	0.0
Secondary products and miscellaneous receipts.....		339115-SM						
Other miscellaneous mfg.....	3399		4.4	0.3	0.2	1.1	0.0	0.0
Jewelry & silverware mfg.....	33991		5.6	0.6	1.4	0.7	-1.1	0.2
Jewelry and silverware mfg.....	339910		5.6	0.6	1.4	0.7	-1.1	0.2
Primary products.....		339910-P	6.0	0.6	1.4	0.8	-1.1	0.2
Jewelry, gold and platinum.....		339910-1	4.9	0.9	1.5	1.0	-1.7	-0.5
Costume jewelry and novelties.....		339910-4	9.9	0.0	1.1	0.9	0.0	2.6
All other jewelry and personal goods (excluding costume).....		339910-8	3.8	-0.4	1.3	0.3	-0.5	-0.3
Secondary products and miscellaneous receipts.....		339910-SM						
Miscellaneous receipts.....		339910-M	0.5	0.1	0.2	0.6	-0.6	0.0
Sporting & athletic goods mfg.....	33992		2.0	0.0	0.0	0.4	0.0	0.0
Sporting and athletic goods mfg.....	339920		2.0	0.0	0.0	0.4	0.0	0.0
Primary products.....		339920-P	2.1	0.0	0.0	0.4	0.0	0.0
Other sporting and athletic goods.....		339920-A	2.4	0.0	0.0	0.0	0.0	0.0
Golf equipment, excluding apparel and shoes.....		339920-4	-	0.2	0.1	-0.1	0.0	-
Playground equipment.....		339920-5	10.5	0.0	0.0	3.6	0.0	0.0

See footnotes at end of table.

Table 12. Producer price index percentage changes for the net output of selected industries and their products, not seasonally adjusted — Continued
 [July 2023]

Title ¹	Industry code	Product code	Unadjusted 12-month percent change ²	Unadjusted 1-month percent change ²				
			July 2022 to July 2023 ^P	Feb. to Mar.	Mar. to Apr. ^P	Apr. to May ^P	May to June ^P	June to July ^P
Sporting and athletic goods mfg - Continued								
Gymnasium and exercise equipment		339920-7	0.0	0.0	0.0	0.0	0.0	0.0
Secondary products and miscellaneous receipts.....		339920-SM						
Secondary products.....		339920-S	-0.8	0.0	0.0	0.6	0.0	0.0
Doll, toy & game mfg.....	33993		5.6	0.2	0.0	0.0	0.0	0.0
Doll, toy, and game mfg.....	339930		5.6	0.2	0.0	0.0	0.0	0.0
Primary products.....		339930-P	3.5	0.2	0.0	0.0	0.0	0.0
Models (operating & static), craft kits/supply, natural science kits, & collectors' miniatures.....		339930-6	1.9	1.1	0.0	0.0	0.0	0.0
Other nonelectronic toys, including parts.....		339930-8	6.4	0.0	0.0	0.0	0.0	0.0
Secondary products and miscellaneous receipts.....		339930-SM						
Office supplies (exc paper) mfg.....	33994		3.9	0.8	-0.3	0.0	0.0	-0.2
Office supplies, except paper, mfg.....	339940		3.9	0.8	-0.3	0.0	0.0	-0.2
Primary products.....		339940-P	3.6	0.8	-0.4	0.0	0.0	-0.2
Pens, mechanical pencils, markers, and associated parts.....		339940-1	-	5.0	0.0	0.0	0.0	-
Lead pencils, art goods, office supplies & small office equipment, excluding paper.....		339940-2	2.8	0.0	0.0	0.0	0.0	0.0
Marking devices.....		339940-3	3.3	0.9	0.0	0.0	0.1	0.0
Secondary products and miscellaneous receipts.....		339940-SM						
Miscellaneous receipts.....		339940-M	5.6	0.0	0.0	0.0	0.0	0.0
Secondary Products.....		339940-S	7.7	0.2	0.0	0.1	0.0	0.4
Sign mfg.....	33995		8.3	0.0	0.0	3.5	0.0	0.2
Sign mfg.....	339950		8.3	0.0	0.0	3.5	0.0	0.2
Primary products.....		339950-P	8.9	0.0	0.0	3.7	0.0	0.2
Nonelectric signs and displays, including trade show exhibits.....		339950-4	6.9	0.0	0.0	3.2	0.0	0.4
Secondary products and miscellaneous receipts.....		339950-SM						
All other misc mfg.....	33999		3.3	0.4	0.2	0.3	0.4	-0.2
Gasket, packing, and sealing device mfg.....	339991		4.4	0.1	0.0	0.5	1.2	-1.3
Primary products.....		339991-P	4.4	0.1	0.1	0.5	1.3	-1.4
Compression packing.....		339991-1	3.3	0.0	0.0	0.0	0.0	0.0
Molded packing and seals.....		339991-2	3.5	0.0	0.3	0.3	2.2	-0.7
Nonmetallic gaskets and gasketing.....		339991-3	3.0	0.3	0.0	0.0	2.7	-3.8
Metallic gaskets and machined seals.....		339991-7	4.8	0.0	0.0	1.7	0.0	0.0
Rotary oil seals.....		339991-9	11.1	0.0	0.0	0.0	0.0	0.0
Secondary products and miscellaneous receipts.....		339991-SM						
Miscellaneous receipts.....		339991-M	1.7	0.0	0.0	0.0	0.0	0.0
Secondary products.....		339991-S	6.6	0.0	-0.1	0.0	0.1	0.2
Musical instrument mfg.....	339992		3.9	0.0	0.2	1.6	0.0	0.6
Primary products.....		339992-P	4.3	0.0	0.2	1.7	0.0	0.6
Nonelectronic pianos, organs, and nonelectronic pianos and organ parts, excluding benches.....		339992-A	2.6	0.0	0.0	2.4	0.0	0.2
Other musical instruments and parts.....		339992-7	4.6	0.0	0.2	1.5	0.0	0.7
Other electronic musical instruments, excluding electronic organs.....		339992-71	2.9	0.0	0.0	2.1	0.0	0.0
Other nonelectronic musical instruments.....		339992-72	3.0	0.0	0.0	2.5	0.0	0.0
Parts and accessories for other musical instruments, sold separately, excl. benches & cases.....		339992-73	8.2	-	-	-	-	-
Secondary products and miscellaneous receipts.....		339992-SM						
Miscellaneous receipts.....		339992-M	1.2	0.0	0.0	0.0	0.0	0.0
Fastener, button, needle, and pin mfg.....	339993		1.5	0.0	1.3	0.0	0.0	0.0
Primary products.....		339993-P	1.5	0.0	1.2	0.0	0.0	0.0
Fasteners, zippers, buttons, needles, pins, and buckles (except precious metal) ...		339993-0	1.5	0.0	1.2	0.0	0.0	0.0
Secondary products and miscellaneous receipts.....		339993-SM						
Broom, brush, and mop mfg.....	339994		2.3	0.0	0.1	0.0	-0.1	0.0
Primary products.....		339994-P	3.1	0.0	0.1	0.0	-0.1	0.0
Brooms, mops and dusters.....		339994-1	4.1	0.0	0.0	0.0	0.0	0.0
Mops and dusters, including refills.....		339994-13	3.0	0.0	0.0	0.0	0.0	0.0
Paint and varnish brushes, paint holders, pads, roller frames and rollers.....		339994-3	3.2	0.0	0.0	0.0	0.0	0.0
Paint and varnish brushes.....		339994-31	4.9	0.0	0.0	0.0	0.0	0.0
Paint holders, pads, roller frames and rollers.....		339994-32	1.8	0.0	0.0	0.0	0.0	0.0
Other types of brushes.....		339994-5	2.6	0.0	0.3	0.1	-0.1	0.0
Personal brushes.....		339994-51	0.3	0.0	0.7	0.0	-0.3	0.0
All other types of brushes, except personal.....		339994-52	4.5	0.0	0.0	0.1	0.0	0.0

See footnotes at end of table.

Table 12. Producer price index percentage changes for the net output of selected industries and their products, not seasonally adjusted — Continued
 [July 2023]

Title ¹	Industry code	Product code	Unadjusted 12-month percent change ²	Unadjusted 1-month percent change ²				
			July 2022 to July 2023 ^P	Feb. to Mar.	Mar. to Apr. ^P	Apr. to May ^P	May to June ^P	June to July ^P
Broom, brush, and mop mfg - Continued								
Secondary and miscellaneous receipts.....		339994-SM						
Burial casket mfg.....	339995		10.4	-3.2	1.8	0.0	0.0	0.0
Primary products.....		339995-P	10.5	-3.3	1.8	0.0	0.0	0.0
Metal burial caskets and coffins, completely lined and trimmed, adult sizes only. ...		339995-1	10.4	-3.6	1.1	0.0	0.0	0.0
Secondary products and miscellaneous receipts.....		339995-SM						
All other miscellaneous mfg.....	339999		2.4	0.9	0.1	0.1	0.1	0.2
Primary products.....		339999-P	2.5	1.0	0.1	0.1	0.1	0.2
Mirror and picture frames and framed pictures.....		339999-E	4.0	0.0	0.0	0.0	0.0	1.1
All other miscellaneous fabricated products, incl. fire extinguishers and umbrellas.....		339999-L	3.0	1.4	0.1	0.2	0.2	0.1
Candles, including tapers.....		339999-5	0.0	0.0	0.0	0.0	0.0	0.0
Secondary products and miscellaneous receipts.....		339999-SM						
Secondary products.....		339999-S	-2.5	0.1	0.0	0.7	0.1	-0.1
Services industries								
Merchant wholesalers, durable goods.....	423		1.6	1.6	0.8	0.0	-2.1	1.0
Motor vehicle and parts merchant wholesalers.....	4231		3.7	0.7	-0.7	3.9	-3.2	0.2
Motor vehicle and parts merchant wholesalers.....	42310		3.7	0.7	-0.7	3.9	-3.2	0.2
Motor vehicle and parts merchant wholesalers.....	423100		3.6	0.7	-0.7	3.9	-3.2	0.2
Primary services.....		423100-P	3.2	0.7	-1.6	4.0	-3.3	0.2
Motor vehicle and parts wholesaler services.....		423100-1	3.2	0.7	-1.6	4.0	-3.3	0.2
Furniture and home furnishing merchant wholesalers.....	4232		5.1	4.6	0.4	0.1	-0.1	0.0
Furniture and home furnishing merchant wholesalers.....	42320		5.1	4.6	0.4	0.1	-0.1	0.0
Furniture and home furnishing merchant wholesalers.....	423200		5.1	4.6	0.4	0.1	-0.1	0.0
Primary services.....		423200-P	5.1	4.6	0.4	0.1	-0.1	0.0
Furniture and home furnishing wholesaler services.....		423200-1	5.1	4.6	0.4	0.1	-0.1	0.0
Lumber and other construction materials merchant wholesalers.....	4233		-14.5	0.3	-2.0	-2.1	2.8	-0.2
Lumber and other construction materials merchant wholesalers.....	42330		-14.5	0.3	-2.0	-2.1	2.8	-0.2
Lumber and other construction materials merchant wholesalers.....	423300		-14.5	0.3	-2.0	-2.0	2.8	-0.2
Primary services.....		423300-P	-14.8	0.3	-2.0	-2.1	2.8	-0.2
Lumber and other construction material wholesaler services.....		423300-1	-14.8	0.3	-2.0	-2.1	2.8	-0.2
Other receipts.....		423300-SM	-	-0.2	0.0	0.0	-0.2	0.0
Professional and commercial equipment and supplies merchant wholesalers.....	4234		4.3	0.4	-2.6	4.4	-2.3	-0.1
Professional and commercial equipment and supplies merchant wholesalers.....	42340		4.3	0.4	-2.6	4.4	-2.3	-0.1
Professional and commercial equipment and supplies merchant wholesalers.....	423400		4.5	0.4	-2.6	4.3	-2.3	-0.1
Primary services.....		423400-P	4.9	0.3	-3.2	5.0	-2.5	-0.1
Professional and commercial equipment and supplies wholesaler services.....		423400-1	4.9	0.3	-3.2	5.0	-2.5	-0.1
Other receipts.....		423400-SM	-	-	1.0	0.6	-1.0	0.0
Metal and mineral (except petroleum) merchant wholesalers.....	4235		-9.1	12.6	1.5	-11.7	-5.0	1.0
Metal and mineral (except petroleum) merchant wholesalers.....	42350		-9.1	12.6	1.5	-11.7	-5.0	1.0
Metal and mineral (except petroleum) merchant wholesalers.....	423500		-9.1	12.6	1.6	-11.7	-5.0	1.0
Primary services.....		423500-P	-8.9	12.6	1.7	-12.2	-4.7	1.2
Metals and minerals wholesaler services.....		423500-1	-8.9	12.6	1.7	-12.2	-4.7	1.2
Household appliances and electrical and electronic goods merchant wholesalers.....	4236		-0.1	1.7	5.6	-0.2	-3.8	1.4
Household appliances and electrical and electronic goods merchant wholesalers.....	42360		-0.1	1.7	5.6	-0.2	-3.8	1.4
Household appliances and electrical and electronic goods merchant wholesalers.....	423600		-0.1	1.8	5.6	-0.2	-3.8	1.4
Primary services.....		423600-P	0.2	3.4	0.3	4.4	-4.3	1.6
Household appliances, electrical, and electronics wholesaler services.....		423600-1	0.2	3.4	0.3	4.4	-4.3	1.6
Hardware, plumbing and heating equipment and supplies merchant wholesalers.....	4237		6.2	-2.0	-0.4	-1.8	3.0	4.9
Hardware, plumbing and heating equipment and supplies merchant wholesalers.....	42370		6.2	-2.0	-0.4	-1.8	3.0	4.9
Hardware, plumbing, and heating equipment and supplies merchant wholesalers.....	423700		6.1	-2.0	-0.4	-1.8	3.0	4.9
Primary services.....		423700-P	7.1	-2.0	-0.4	-1.8	3.0	4.9
Hardware, plumbing, and heating equipment and supplies wholesaler services.....		423700-1	7.1	-2.0	-0.4	-1.8	3.0	4.9
Machinery, equipment, and supplies merchant wholesalers.....	4238		6.2	0.6	0.9	-1.3	-0.1	1.2
Machinery, equipment, and supplies merchant wholesalers.....	42380		6.2	0.6	0.9	-1.3	-0.1	1.2

See footnotes at end of table.

Table 12. Producer price index percentage changes for the net output of selected industries and their products, not seasonally adjusted — Continued
 [July 2023]

Title ¹	Industry code	Product code	Unadjusted 12-month percent change ²	Unadjusted 1-month percent change ²				
			July 2022 to July 2023 ^P	Feb. to Mar.	Mar. to Apr. ^P	Apr. to May ^P	May to June ^P	June to July ^P
Machinery and supply merchant wholesalers.....	423800		6.1	0.7	0.9	-1.3	-0.1	1.2
Primary services.....		423800-P	5.2	1.5	0.4	-1.8	0.2	1.4
Machinery and supply wholesaler services.....		423800-1	5.2	1.5	0.4	-1.8	0.2	1.4
Other receipts.....		423800-SM	11.0	-3.0	3.1	1.1	-1.5	0.2
Miscellaneous durable goods merchant wholesalers (except materials recyclers).....	4239		5.2	-1.2	2.7	-1.2	-1.8	3.7
Miscellaneous durable goods merchant wholesalers (except materials recyclers).....	42390		5.2	-1.2	2.7	-1.2	-1.8	3.7
Miscellaneous durable goods, except recyclable material, merchant wholesalers.....	423900		5.1	-1.1	2.7	-1.2	-1.8	3.7
Primary services.....		423900-P	5.3	-1.2	2.8	-1.3	-1.8	3.8
Miscellaneous durable goods wholesaler services.....		423900-1	5.3	-1.2	2.8	-1.3	-1.8	3.8
Merchant wholesalers, nondurable goods.....	424		4.1	-1.5	3.0	0.4	0.2	1.6
Paper and paper product merchant wholesalers.....	4241		9.4	1.9	0.3	0.2	-1.1	0.0
Paper and paper product merchant wholesalers.....	42410		9.4	1.9	0.3	0.2	-1.1	0.0
Paper and paper product merchant wholesalers.....	424100		9.4	1.8	0.3	0.2	-1.1	0.0
Primary services.....		424100-P	8.7	1.7	0.3	0.0	-1.2	0.2
Paper wholesaler services.....		424100-1	8.7	1.7	0.3	0.0	-1.2	0.2
Wholesaling of paper and paper products.....		424100-11	5.7	1.2	-0.1	-0.3	-1.7	0.1
Wholesaling of all other goods, except paper and paper products.....		424100-12	36.5	6.3	3.6	3.1	2.6	1.1
Drugs and druggists' sundries merchant wholesalers.....	4242		8.8	-2.3	0.7	0.0	0.4	2.8
Drugs and druggists' sundries merchant wholesalers.....	42420		8.8	-2.3	0.7	0.0	0.4	2.8
Drugs and druggists' sundries merchant wholesalers.....	424200		8.8	-2.3	0.7	0.0	0.4	2.8
Primary products.....		424200-P	8.8	-2.3	0.7	0.0	0.4	2.8
Wholesaling of pharmaceuticals.....		424200-1	6.0	-4.3	2.3	0.3	0.2	2.9
Wholesaling of all other goods, except pharmaceuticals.....		424200-2	4.9	0.4	-1.4	-0.5	0.7	2.7
Apparel and piece goods merchant wholesalers.....	4243		1.2	-5.4	6.0	-3.7	1.0	-0.8
Apparel and piece goods merchant wholesalers.....	42430		1.2	-5.4	6.0	-3.7	1.0	-0.8
Apparel and piece goods merchant wholesalers.....	424300		1.2	-5.4	6.0	-3.7	1.0	-0.8
Primary services.....		424300-P	1.2	-5.4	6.0	-3.7	1.0	-0.8
Apparel wholesaler services.....		424300-1	1.2	-5.4	6.0	-3.7	1.0	-0.8
Wholesaling of apparel.....		424300-11	1.4	-4.5	2.8	-0.7	-1.2	-2.0
Grocery and related product merchant wholesalers.....	4244		4.1	0.2	3.4	4.4	-1.5	-0.2
Grocery and related product merchant wholesalers.....	42440		4.1	0.2	3.4	4.4	-1.5	-0.2
Grocery and related product merchant wholesalers.....	424400		4.1	0.2	3.4	4.4	-1.5	-0.2
Primary services.....		424400-P	4.2	0.2	3.5	4.5	-1.5	-0.2
Grocery and related product wholesaler services.....		424400-1	4.2	0.2	3.5	4.5	-1.5	-0.2
Wholesaling of fresh meat, seafood, dairy, and fruits and vegetables.....		424400-11	0.0	3.4	1.2	6.6	-5.9	0.6
Wholesaling of packaged frozen and canned foods.....		424400-12	9.2	1.0	-0.5	-1.2	0.8	0.4
Wholesaling of baked goods, non-alcoholic beverages, and all other groceries.....		424400-13	1.1	-3.9	10.4	-0.8	0.3	0.0
Wholesaling of all other goods, except groceries.....		424400-14	24.0	3.7	-2.7	41.5	0.1	-5.0
Farm product raw material merchant wholesalers.....	424500		-	-0.1	5.2	8.0	3.4	-8.6
Primary services.....		424500-P	-	-0.1	5.6	8.5	3.6	-9.1
Farm product raw material wholesaler services.....		424500-1	-	-0.1	5.6	8.5	3.6	-9.1
Wholesaling of grain and field beans.....		424500-11	-	-13.8	22.4	11.6	3.8	-
Wholesaling of all other goods.....		424500-13	-	21.4	-13.3	3.7	3.3	-9.1
Chemicals and allied products merchant wholesalers.....	4246		1.0	-0.3	-0.2	2.0	1.0	0.1
Chemicals and allied products merchant wholesalers.....	42460		1.0	-0.3	-0.2	2.0	1.0	0.1
Chemicals and allied products merchant wholesalers.....	424600		1.0	-0.3	-0.2	2.0	1.0	0.1
Primary services.....		424600-P	1.3	-0.3	-0.2	2.2	1.0	0.2
Wholesaling of chemicals, plastics, and allied products.....		424600-1	0.3	-0.4	-1.1	2.9	0.7	0.2
Wholesaling of all other goods, except chemicals, plastics, and allied products.....		424600-2	15.8	0.2	4.0	-0.8	2.3	0.0
Petroleum and petroleum products merchant wholesalers.....	4247		2.3	-3.6	6.3	-4.0	0.4	4.9
Petroleum and petroleum products merchant wholesalers.....	42470		2.3	-3.6	6.3	-4.0	0.4	4.9
Petroleum and petroleum products merchant wholesalers.....	424700		2.3	-3.6	6.3	-4.0	0.4	4.9
Primary services.....		424700-P	1.8	-3.6	6.4	-4.0	0.4	4.9
Wholesaling of petroleum products.....		424700-1	2.0	-3.5	6.5	-3.9	0.3	5.1
Wholesaling of all other goods, except petroleum products.....		424700-2	-6.0	-6.9	1.8	-6.6	2.5	0.0
Beer, wine, and distilled alcoholic beverage merchant wholesalers.....	4248		5.1	-0.6	0.0	-0.3	-0.4	0.2

See footnotes at end of table.

Table 12. Producer price index percentage changes for the net output of selected industries and their products, not seasonally adjusted — Continued
 [July 2023]

Title ¹	Industry code	Product code	Unadjusted 12-month percent change ²	Unadjusted 1-month percent change ²				
			July 2022 to July 2023 ^P	Feb. to Mar.	Mar. to Apr. ^P	Apr. to May ^P	May to June ^P	June to July ^P
Beer, wine, and distilled alcoholic beverage merchant wholesalers.....	42480		5.1	-0.6	0.0	-0.3	-0.4	0.2
Beer, wine, and distilled alcoholic beverage merchant wholesalers.....	424800		5.1	-0.6	0.0	-0.3	-0.4	0.2
Primary services.....		424800-P	5.1	-0.6	0.0	-0.3	-0.4	0.2
Alcoholic beverage wholesaler services.....		424800-1	5.1	-0.6	0.0	-0.3	-0.4	0.2
Wholesaling of beer, wine, and distilled alcoholic beverages.....		424800-11	5.1	-0.6	0.0	-0.3	-0.4	0.2
Wholesaling of all other goods, except alcoholic beverages.....		424800-12	6.5	-1.1	-1.0	-0.4	-2.2	0.8
Miscellaneous nondurable goods merchant wholesalers.....	4249		5.9	-0.8	1.6	2.0	3.1	2.6
Miscellaneous nondurable goods merchant wholesalers.....	42490		5.9	-0.8	1.6	2.0	3.1	2.6
Miscellaneous nondurable goods merchant wholesalers.....	424900		5.9	-0.8	1.6	2.0	3.1	2.6
Primary services.....		424900-P	5.6	-0.8	1.6	1.8	3.2	2.4
Miscellaneous nondurable good wholesaler services.....		424900-1	5.6	-0.8	1.6	1.8	3.2	2.4
Material recyclers.....	429930		-13.6	6.2	-1.9	-3.7	-8.6	-2.4
Primary products.....		429930-P	-13.5	7.1	-1.9	-4.4	-9.6	-2.7
Ferrous metal scrap.....		429930-1	-12.4	9.8	-2.5	-6.2	-11.9	-3.5
Carbon steel scrap.....		429930-11	-13.1	11.4	-2.3	-6.6	-12.0	-4.2
Heavy melting scrap.....		429930-111	-	5.7	-1.5	-9.7	-	-
Carbon steel scrap bundles.....		429930-112	-7.9	20.8	0.0	-4.0	-12.0	-3.8
Shredded carbon steel scrap.....		429930-113	-	10.2	-1.8	-2.6	-13.6	-
Cut plate and structural scrap.....		429930-114	-1.6	9.6	-3.8	-8.9	-7.2	0.0
Other carbon steel scrap.....		429930-115	-	-	-	-	-	-
Stainless and alloy steel scrap.....		429930-12	2.5	-9.3	-0.8	-0.5	-12.6	6.1
Nonferrous metal scrap.....		429930-2	-8.4	-2.2	0.8	-0.2	-3.9	-3.5
Copper base scrap.....		429930-21	13.9	0.3	0.7	-4.3	0.3	0.1
No 1 copper wire, heavy.....		429930-211	14.3	0.3	0.0	-4.1	0.1	-0.4
No 2 copper wire, mixed.....		429930-212	20.0	0.4	0.5	-4.2	-0.1	1.9
Yellow brass scrap.....		429930-213	-	0.4	2.8	-4.9	1.0	-
Used beverage can scrap.....		429930-223	-10.9	-0.1	-4.1	-4.9	-4.1	-4.2
Other old aluminum base scrap.....		429930-224	-	-	-	-	-	-
Other nonferrous scrap (including lead, zinc and precious metals).....		429930-23	-30.2	-4.7	2.7	7.9	-11.6	-7.2
Recyclable paper.....		429930-3	-	-0.4	6.1	3.9	-2.0	-
News and other low grade recyclable paper.....		429930-31	-	2.3	-4.3	0.7	-	-
Corrugated recyclable paper.....		429930-33	-	1.6	14.9	3.4	-0.1	-
High grade recyclable paper (including pulp substitutes and deinking).....		429930-34	-	-5.1	-7.5	6.2	-	-
Recyclable materials, excluding metals and paper.....		429930-4	-	-1.8	-6.5	2.3	-0.2	-
Recyclable plastics.....		429930-42	-	-2.3	2.9	1.5	-1.8	-
Other receipts.....		429930-SM1	-	-	-	-	-	-
Motor vehicle and parts dealers.....	441		-10.3	0.7	-0.7	0.3	-0.3	0.0
Automobile dealers.....	4411		-14.7	1.0	-0.9	-1.1	0.0	0.1
New car dealers.....	44111		-14.7	1.0	-0.9	-1.1	0.0	0.1
New car dealers.....	441110		-15.4	1.1	-1.0	-1.5	0.0	0.1
Primary services.....		441110-P	-16.0	1.4	-1.2	-2.3	0.1	0.2
Vehicle sales.....		441110-1	-27.6	1.6	-1.7	-3.1	0.0	0.2
New vehicle sales.....		441110-101	-26.3	0.7	-2.3	-2.9	0.5	0.3
Used vehicle sales.....		441110-102	-19.9	7.3	2.7	-4.0	-3.3	0.0
Service labor and parts.....		441110-2	4.3	0.8	0.3	0.4	0.4	0.0
Other receipts.....		441110-SM	-11.2	-0.2	0.1	2.1	-0.2	0.0
Recreational vehicle dealers.....	44121		-15.2	7.0	-1.6	6.6	-3.1	0.2
Recreational vehicle dealers.....	441210		-15.2	7.0	-1.6	6.6	-3.1	0.2
Primary services.....		441210-P	-16.9	7.5	-1.6	7.5	-3.1	0.2
Recreational vehicle dealer services.....		441210-1	-16.9	7.5	-1.6	7.5	-3.1	0.2
Boat dealers.....	441222		5.0	-3.7	-0.9	14.0	-5.1	0.0
Primary services.....		441222-P	4.6	-4.0	-1.0	-	-	0.0
Boat dealer services.....		441222-1	4.6	-4.0	-1.0	15.4	-5.6	0.0
Other receipts.....		441222-SM3	-	-	0.0	0.0	0.0	0.0
Automotive parts, accessories and tire retailers.....	4413		3.9	-0.5	0.1	1.7	0.4	-0.3
Automotive parts and accessories retailers.....	44133		3.1	-1.8	-0.1	3.2	-0.7	0.0
Automotive parts and accessories retailers.....	441330		3.1	-1.8	-0.1	3.2	-0.7	0.0
Primary services.....		441330-P	3.1	-1.8	-0.1	3.2	-0.7	0.0
Automotive parts and accessories store services, in-store retailing.....		441330-A	3.1	-1.8	-0.1	3.2	-0.7	0.0
Tire dealers.....	44134		5.5	2.0	0.6	-1.2	2.4	-1.0

See footnotes at end of table.

Table 12. Producer price index percentage changes for the net output of selected industries and their products, not seasonally adjusted — Continued
 [July 2023]

Title ¹	Industry code	Product code	Unadjusted 12-month percent change ²	Unadjusted 1-month percent change ²				
				July 2022 to July 2023 ^P	Feb. to Mar.	Mar. to Apr. ^P	Apr. to May ^P	May to June ^P
Tire dealers.....	441340		5.5	2.0	0.6	-1.2	2.4	-1.0
Primary services.....		441340-P	5.5	2.0	0.6	-1.2	2.4	-1.0
Tire dealer services, in-store retailing.....		441340-A	5.5	2.0	0.6	-1.2	2.4	-1.0
Building material & garden supply retailers.....	444		-4.9	0.8	-0.3	-2.0	0.5	1.3
Building material and supplies dealers.....	4441		-6.1	-0.4	0.0	-1.7	0.6	1.0
Building material and supplies dealers.....	44410		-6.1	-0.4	0.0	-1.7	0.6	1.0
Building materials and supplies dealers.....	444100		-6.1	-0.4	0.0	-1.7	0.6	1.0
Primary services.....		444100-P	-6.1	-0.4	0.0	-1.7	0.6	1.0
Building materials and supplies dealer services, in-store retailing.....		444100-A	-12.2	-0.6	0.0	-2.3	0.8	1.4
Retailing of building materials, paint, and hardware.....		444100-A1	-15.4	-1.1	-1.4	-1.4	1.2	1.3
Retailing of all other goods.....		444100-A2	0.1	1.1	5.0	-5.3	-0.5	1.5
Lawn and garden equip and supplies retailers.....	4442		6.6	6.9	-1.3	-3.4	-0.2	2.5
Nursery, garden, and farm supply retailers.....	44424		6.6	6.9	-1.3	-3.4	-0.2	2.5
Nursery, garden, and farm supply retailers.....	444240		6.6	6.9	-1.3	-3.4	-0.2	2.5
Primary services.....		444240-P	6.6	6.9	-1.3	-3.4	-0.2	2.5
Nursery, garden center, and farm supply store services, in-store retailing.....		444240-A	6.6	6.9	-1.3	-3.4	-0.2	2.5
Food and beverage retailers.....	445		9.2	1.2	0.1	-0.2	1.3	-1.5
Grocery retailers.....	4451		9.8	1.3	0.0	0.0	1.4	-1.8
Grocery (except convenience) retailers.....	44511		9.8	1.3	0.0	0.0	1.4	-1.8
Supermarkets and other grocery stores.....	445110		9.8	1.3	0.0	0.0	1.4	-1.8
Primary services.....		445110-P	9.8	1.3	0.0	0.0	1.4	-1.8
Supermarket and other grocery store services.....		445110-3	9.8	1.3	0.0	0.0	1.4	-1.8
Retailing of food and beverage products.....		445110-32	10.5	1.4	-0.2	0.3	1.3	-1.9
Retailing of fresh meats.....		445110-321	15.7	3.9	0.4	-0.8	2.0	2.0
Retailing of fresh fruits and vegetables.....		445110-322	5.8	3.0	-8.0	4.8	3.8	-2.4
Retailing of bakery products.....		445110-323	10.9	1.9	2.2	-0.8	-1.9	4.6
Retailing of dairy products.....		445110-324	27.2	-2.2	-1.5	-4.9	-4.4	3.3
Retailing of deli products.....		445110-325	5.2	-1.5	1.0	1.1	-1.2	1.8
Retailing of frozen food products.....		445110-326	-1.7	1.2	1.5	-1.1	0.1	-2.2
Retailing of alcoholic beverages.....		445110-327	1.9	-0.6	-0.9	-1.5	2.0	-5.8
Retailing of all other food and beverage products.....		445110-328	12.2	1.9	1.8	1.0	2.7	-5.2
Retailing of nonfood products.....		445110-33	7.1	0.7	1.0	-1.3	1.8	-1.3
Retailing of cleaning and paper products.....		445110-331	-1.6	1.0	5.3	-4.4	5.5	-8.4
Retailing of health and beauty products.....		445110-332	10.5	0.1	3.3	-0.1	-2.9	0.4
Retailing of all other nonfood products.....		445110-333	7.7	1.2	-2.9	-1.1	5.2	-0.1
Specialty food retailers.....	4452		9.2	-1.9	-1.2	-1.4	1.7	-0.6
Specialty food retailers.....	445200		9.2	-1.9	-1.2	-1.4	1.7	-0.6
Primary services.....		445200-P	9.2	-1.9	-1.2	-1.4	1.7	-0.6
Specialty food retailer services, in-store retailing.....		445200-A	9.2	-1.9	-1.2	-1.4	1.7	-0.6
Beer, wine, and liquor retailers.....	4453		3.6	2.0	2.0	-1.4	0.3	0.1
Beer, wine, and liquor retailers.....	44532		3.6	2.0	2.0	-1.4	0.3	0.1
Beer, wine, and liquor retailers.....	445320		3.6	2.0	2.0	-1.4	0.3	0.1
Primary services.....		445320-P	3.6	2.0	2.0	-1.4	0.3	0.1
Beer, wine, and liquor retailer services, in-store retailing.....		445320-A	3.6	2.0	2.0	-1.4	0.3	0.1
Retailing of beer, wine, and liquor.....		445320-A1	2.1	2.2	2.3	-1.1	0.2	0.1
Retailing of all other goods and sales of prepared foods.....		445320-A2	12.2	0.6	0.1	-3.3	0.9	0.0
Furniture, home furnishings, electronics, and appliance retailers.....	449		-	0.8	-3.7	-1.3	1.1	0.1
Furniture and Home Furnishings Retailers.....	4491		-	-1.8	0.8	-0.6	-0.2	0.6
Furniture retailers.....	44911		3.8	-3.2	1.4	-0.2	-0.9	1.2
Furniture retailers.....	449110		3.9	-3.2	1.3	-0.2	-0.9	1.2
Primary services.....		449110-P	4.0	-3.3	1.3	-0.1	-1.0	1.2
Furniture retailer services, in-store retailing.....		449110-A	4.0	-3.3	1.3	-0.1	-1.0	1.2
Other receipts.....		449110-SM	-	-2.2	3.1	-2.5	2.0	-0.3
Floor covering retailers.....	44912		4.2	2.4	-0.6	-1.8	1.8	-1.2
Floor covering retailers.....	449121		4.2	2.4	-0.6	-1.8	1.8	-1.2
Primary services.....		449121-P	4.2	2.4	-0.6	-1.8	1.8	-1.2
Floor covering retailer services, in-store retailing.....		449121-A	4.2	2.4	-0.6	-1.8	1.8	-1.2

See footnotes at end of table.

Table 12. Producer price index percentage changes for the net output of selected industries and their products, not seasonally adjusted — Continued
 [July 2023]

Title ¹	Industry code	Product code	Unadjusted 12-month percent change ²	Unadjusted 1-month percent change ²				
				July 2022 to July 2023 ^P	Feb. to Mar.	Mar. to Apr. ^P	Apr. to May ^P	May to June ^P
Electronics and appliance retailers.....	4492		-6.4	5.4	-11.3	-2.6	3.5	-0.8
Electronics and appliance retailers.....	44921		-6.4	5.4	-11.3	-2.6	3.5	-0.8
Electronics and appliance retailers.....	449210		-6.4	5.4	-11.3	-2.6	3.5	-0.8
Primary products.....		449210-P	-6.3	5.4	-11.3	-2.6	3.5	-0.8
Electronics and appliance retailers services, in-store retailing.....		449210-A	1.7	3.1	0.0	-3.6	5.4	-0.4
Retailing of entertainment and communication products.....		449210-A1	8.4	1.9	1.6	-6.2	16.8	2.0
Retailing of computers, hardware, software, and supplies.....		449210-A2	-6.6	-2.7	0.4	2.5	-1.8	-2.6
Retailing of major household appliances.....		449210-A3	-2.5	-0.7	1.9	2.1	-1.2	-1.7
Retailing of all other goods.....		449210-A4	-3.9	13.9	-2.4	-8.8	1.9	-0.6
Electronic and appliance retailers services, online retailing.....		449210-B	-	8.8	-28.2	-0.4	-0.3	-1.5
General merchandise retailers.....	455		-0.4	2.6	-0.3	1.0	-0.9	-1.9
Department stores.....	4551		17.7	12.0	-4.5	3.7	-3.5	-1.8
Department stores.....	45511		17.7	12.0	-4.5	3.7	-3.5	-1.8
Department stores.....	455110		17.7	12.0	-4.5	3.7	-3.5	-1.8
Primary services.....		455110-P	17.7	12.0	-4.5	3.7	-3.5	-1.8
Department store services, in-store retailing.....		455110-A	17.1	3.2	-1.5	4.0	-3.7	2.0
Department store services, online retailing.....		455110-B	-	31.3	-9.7	3.0	-3.2	-8.9
Other general merchandise retailers.....	4552		-5.0	1.2	0.5	0.5	-0.5	-1.9
Other general merchandise retailers.....	45521		-5.0	1.2	0.5	0.5	-0.5	-1.9
Warehouse clubs, supercenters, and other general merchandise retailers.....	455210		-5.0	1.2	0.5	0.5	-0.5	-1.9
Primary services.....		455210-P	-5.1	1.2	0.5	0.5	-0.5	-1.9
Warehouse clubs, supercenters, and other general merch. retailer services, in-store retailing.....		455210-A	1.5	2.2	0.9	1.0	-0.9	-1.9
Warehouse clubs and supercenters.....		455210-A1	1.4	2.5	1.0	1.0	-1.0	-2.2
All other general merchandise stores.....		455210-A2	-0.3	-0.3	0.1	0.1	-0.2	0.5
Health and personal care retailers.....	456		-1.7	1.0	1.5	-0.5	0.6	-0.8
Health and personal care retailers.....	4561		-1.7	1.0	1.5	-0.5	0.6	-0.8
Pharmacies and drug retailers.....	45611		-3.8	1.4	1.9	-0.4	0.3	-0.8
Pharmacies and drug retailers.....	456110		-3.8	1.4	1.9	-0.4	0.3	-0.8
Primary services.....		456110-P	-3.8	1.4	1.9	-0.4	0.3	-0.8
Pharmacy and drug retailer services, in-store retailing.....		456110-A	-5.3	3.1	1.3	-0.7	0.4	-1.3
Retailing of prescription drugs.....		456110-A1	-7.6	2.8	1.5	-1.2	0.5	-1.7
Retailing of over-the-counter drugs and all other goods.....		456110-A2	1.4	4.2	0.5	0.8	0.3	0.0
Retailing of over-the-counter drugs.....		456110-A21	15.5	14.4	-0.3	1.2	-0.2	0.0
Retailing of all other goods.....		456110-A22	-2.6	1.1	0.8	0.7	0.5	0.0
Optical goods retailers.....	45613		2.2	0.0	-2.8	0.3	0.3	-0.1
Optical goods retailers.....	456130		2.2	0.0	-2.7	0.2	0.3	-0.1
Primary services.....		456130-P	2.3	0.0	-2.8	0.3	0.3	-0.1
Optical goods retailer services, in-store retailing.....		456130-A	2.3	0.0	-2.8	0.3	0.3	-0.1
Food (health) supplement retailers.....	456191		8.8	-4.2	0.5	-4.2	6.7	-1.8
Primary services.....		456191-P	8.8	-4.2	0.5	-4.2	6.7	-1.8
Food (health) supplement store services, in-store retailing.....		456191-A	8.8	-4.2	0.5	-4.2	6.7	-1.8
Gasoline Stations and Fuel Dealers.....	457		-	-8.0	-0.6	9.5	-1.7	-6.7
Gasoline stations.....	4571		-8.6	-9.4	0.2	9.7	0.2	-6.6
Gasoline stations.....	45710		-8.6	-9.4	0.2	9.7	0.2	-6.6
Gasoline stations.....	457100		-8.5	-9.4	0.2	9.7	0.2	-6.6
Primary products.....		457100-P	-7.1	-9.6	0.2	9.9	0.2	-6.7
Gasoline station services.....		457100-1	-7.1	-9.6	0.2	9.9	0.2	-6.7
Retailing of automotive fuels and lubricants.....		457100-11	-12.7	-15.0	0.4	12.9	-1.6	-9.1
Retailing of all other goods, sales of prepared foods, and repair services.....		457100-12	5.5	3.1	-0.2	4.1	4.1	-1.8
Fuel dealers.....	4572		3.8	-0.3	-4.8	8.9	-12.0	-7.3
Fuel dealers.....	45721		3.8	-0.3	-4.8	8.9	-12.0	-7.3
Fuel dealers.....	457210		3.8	-0.3	-4.8	8.9	-12.0	-7.3
Primary services.....		457210-P	3.7	-0.3	-4.9	9.0	-12.1	-7.4
Fuel dealer services.....		457210-1	3.7	-0.3	-4.9	9.0	-12.1	-7.4
Clothing and clothing accessories retailers.....	458		4.2	0.2	-5.4	1.0	-4.4	-3.0
Clothing retailers.....	4581		4.2	1.5	-6.1	1.9	-5.8	-4.1

See footnotes at end of table.

Table 12. Producer price index percentage changes for the net output of selected industries and their products, not seasonally adjusted — Continued
 [July 2023]

Title ¹	Industry code	Product code	Unadjusted 12-month percent change ²	Unadjusted 1-month percent change ²				
				July 2022 to July 2023 ^P	Feb. to Mar.	Mar. to Apr. ^P	Apr. to May ^P	May to June ^P
Clothing retailers.....	45811		4.2	1.5	-6.1	1.9	-5.8	-4.1
Clothing and clothing accessories retailers.....	458110		4.2	1.5	-6.1	1.9	-5.8	-4.1
Primary services.....		458110-P	4.2	1.5	-6.1	1.9	-5.8	-4.1
Clothing and clothing accessories retailer services, in-store retailing.....		458110-A	2.6	1.5	-5.6	1.6	-6.0	-2.8
Retailing of apparel.....		458110-A1	0.0	-1.3	-4.5	2.7	-6.6	-2.9
Retailing of men's apparel.....		458110-A11	1.0	2.2	-5.9	1.8	-3.3	-3.2
Retailing of women's apparel.....		458110-A12	-0.5	-3.0	-3.6	3.8	-7.8	-3.1
Retailing of children's apparel.....		458110-A13	-0.4	-0.4	-5.3	-0.9	-7.8	-0.6
Retailing of all other goods.....		458110-A2	17.3	9.0	-8.5	-1.4	-4.3	-2.6
Clothing and clothing accessories retailer services, online retailing.....		458110-B	-	1.6	-	-	-	-
Shoe retailers.....	4582		1.7	-3.4	-7.1	-1.4	-2.6	-2.5
Shoe retailers.....	45821		1.7	-3.4	-7.1	-1.4	-2.6	-2.5
Shoe retailers.....	458210		1.7	-3.4	-7.1	-1.4	-2.6	-2.5
Primary services.....		458210-P	1.7	-3.4	-7.1	-1.4	-2.6	-2.5
Shoe retailer services, in-store retailing.....		458210-A	1.7	-3.4	-7.1	-1.4	-2.6	-2.5
Jewelry retailers.....	4583		1.6	-0.4	-0.6	0.3	-1.3	0.0
Jewelry retailers.....	45831		1.6	-0.4	-0.6	0.3	-1.3	0.0
Jewelry retailers.....	458310		1.6	-0.4	-0.6	0.3	-1.3	0.0
Primary services.....		458310-P	1.6	-0.4	-0.6	0.3	-1.3	0.0
Jewelry retailer services, in-store retailing.....		458310-A	4.4	-0.5	-0.7	0.4	0.9	0.0
Sporting goods and hobby retailers.....	4591		6.0	0.3	1.9	4.3	-4.5	5.8
Sporting goods retailers.....	45911		8.6	0.5	2.6	5.9	-5.9	8.4
Sporting goods retailers.....	459110		8.6	0.5	2.6	5.9	-5.9	8.4
Primary services.....		459110-P	8.8	0.5	2.6	6.0	-6.0	8.5
Sporting goods store services, in-store retailing.....		459110-A	11.5	0.6	3.5	8.0	-7.9	11.4
Retailing of sporting goods.....		459110-A1	2.7	-2.8	-0.4	4.0	-5.8	3.3
Hobby, toy, and game retailers.....	45912		-1.0	-0.2	0.0	0.0	-0.4	-1.0
Hobby, toy, and game retailers.....	459120		-1.0	-0.2	0.0	0.0	-0.4	-1.0
Primary services.....		459120-P	-1.0	-0.2	0.0	0.0	-0.4	-1.0
Hobby, toy, and game store services, in-store retailing.....		459120-A	0.3	0.0	-0.1	0.0	0.0	0.1
Retailing of hobby and craft goods, toys, and games (including video games).....		459120-A1	0.6	0.0	-0.1	0.0	0.0	0.2
Retailing of all other goods.....		459120-A2	0.0	0.0	0.0	0.0	0.0	0.0
Book retailers and news dealers.....	4592		-0.2	2.2	-0.5	0.7	-0.1	0.0
Book retailers and news dealers.....	45921		-0.2	2.2	-0.5	0.7	-0.1	0.0
Book retailers and news dealers.....	459210		-0.2	2.2	-0.5	0.7	-0.1	0.0
Primary services.....		459210-P	-0.2	2.2	-0.5	0.7	-0.1	0.0
Book retailer and news dealer services, in-store retailing.....		459210-A	1.1	2.9	-0.6	1.0	-0.2	0.0
Retailing of books.....		459210-A1	2.2	3.8	0.2	1.1	0.1	0.0
Retailing of all other goods.....		459210-A2	-1.9	1.0	-2.5	0.8	-1.0	0.0
Office supplies, stationery, and gift retailers.....	4594		-7.2	-0.1	3.2	-3.0	-3.7	-4.5
Office supplies, stationery, and gift retailers.....	45940		-7.2	-0.1	3.2	-3.0	-3.7	-4.5
Office supplies, stationery, and gift retailers.....	459400		-7.2	-0.1	3.2	-3.0	-3.7	-4.5
Primary services.....		459400-P	-7.2	-0.1	3.2	-3.0	-3.7	-4.5
Office supplies, stationery, and gift retailer services, in-store retailing.....		459400-A	3.8	-0.2	5.3	0.2	-0.7	-1.7
Air transportation.....	481		2.1	3.4	0.0	-3.0	4.3	0.1
Scheduled air transportation.....	4811		2.1	3.8	-0.2	-3.3	4.8	0.0
Scheduled air transportation.....	48111		2.1	3.8	-0.2	-3.3	4.8	0.0
Scheduled passenger air transportation.....	481111		2.6	4.1	-0.1	-3.4	5.1	-0.1
Primary services.....		481111-P	2.6	4.1	-0.1	-3.4	5.1	-0.1
Domestic.....		481111-1	3.0	4.3	0.4	-2.2	1.8	-1.1
Domestic first class, including business.....		481111-101	4.4	3.8	1.0	-2.3	-5.0	-1.5
Domestic coach.....		481111-102	2.7	4.4	0.3	-2.2	2.4	-1.1
International.....		481111-2	-0.4	3.7	-1.2	-6.5	14.3	2.4
International first class, including business.....		481111-201	-4.2	4.1	-3.3	-10.7	9.7	-15.5
International coach.....		481111-202	-0.2	3.6	-0.9	-6.0	14.8	4.3
Scheduled freight air transportation.....	481112		-9.5	-4.0	-2.7	-1.4	-5.0	2.6
Primary services.....		481112-P	-17.6	-2.6	-1.4	-1.2	-5.9	1.3

See footnotes at end of table.

Table 12. Producer price index percentage changes for the net output of selected industries and their products, not seasonally adjusted — Continued
 [July 2023]

Title ¹	Industry code	Product code	Unadjusted 12-month percent change ²	Unadjusted 1-month percent change ²				
				July 2022 to July 2023 ^P	Feb. to Mar.	Mar. to Apr. ^P	Apr. to May ^P	May to June ^P
Scheduled freight air transportation - Continued								
Scheduled freight air transportation services.....		481112-1	-18.0	-2.4	-1.8	-1.5	-6.0	1.6
Domestic scheduled freight air transportation services.....		481112-101	-1.2	-2.7	0.5	-1.7	-1.5	2.7
International scheduled freight air transportation services.....		481112-102	-29.3	-2.1	-3.6	-1.3	-9.5	0.8
Scheduled mail air transportation services.....		481112-2	-7.3	-7.0	5.4	3.7	-5.1	-3.8
Nonscheduled air transportation.....	4812		1.9	-0.3	1.0	0.1	-0.2	0.8
Nonscheduled air transportation.....	48121		1.9	-0.3	1.0	0.1	-0.2	0.8
Nonscheduled air passenger chartering.....	481211		5.1	0.5	1.1	0.1	-0.3	0.3
Primary services.....		481211-P	5.7	0.5	1.2	0.1	-0.3	0.3
Domestic nonscheduled air passenger services.....		481211-1	5.5	0.4	0.2	0.1	-0.4	0.4
International nonscheduled air passenger services.....		481211-2	6.5	0.6	5.9	0.0	0.0	0.0
Nonscheduled air freight chartering.....	481212		-4.6	-2.4	0.7	0.0	0.0	2.2
Primary services.....		481212-P	-4.8	-2.5	0.7	0.0	0.0	2.3
Domestic nonscheduled air freight services.....		481212-1	7.1	0.0	0.0	0.0	0.0	3.5
International nonscheduled air freight services.....		481212-2	-9.9	-7.2	2.2	0.0	0.0	0.0
Rail transportation.....	482		-1.6	-0.2	-0.2	-0.9	-0.3	-0.1
Rail transportation.....	4821		-1.6	-0.2	-0.2	-0.9	-0.3	-0.1
Rail transportation.....	48211		-1.6	-0.2	-0.2	-0.9	-0.3	-0.1
Line-haul railroads.....	482111		-1.6	-0.2	-0.2	-0.9	-0.3	-0.1
Primary services.....		482111-P	-1.6	-0.2	-0.2	-0.9	-0.3	-0.1
Freight rail transportation.....		482111-4	-1.7	-0.2	-0.2	-0.9	-0.4	-0.1
Carload freight rail transportation.....		482111-411	1.7	-0.2	0.3	-0.1	-0.1	0.0
Intermodal freight rail transportation.....		482111-412	-13.8	-0.3	-2.0	-4.1	-1.5	-0.3
Passenger rail transportation.....		482111-5	0.0	0.0	0.0	0.0	0.0	0.0
Coach service class.....		482111-506	0.0	0.0	0.0	0.0	0.0	0.0
All other service classes.....		482111-507	0.0	0.0	0.0	0.0	0.0	0.0
Water transportation.....	483		-1.1	-5.0	0.3	4.3	-1.9	0.0
Deep sea freight transportation.....	483111		-6.1	-9.7	-0.2	9.0	-4.8	0.0
Primary services.....		483111-P	-6.1	-9.7	-0.2	9.0	-4.8	0.0
Deep sea freight transportation services.....		483111-5	-6.1	-9.7	-0.2	9.0	-4.8	0.0
Coastal and Great Lakes freight transport.....	483113		1.6	-1.7	1.0	-1.5	0.5	0.0
Primary services.....		483113-P	1.4	-1.6	1.0	-1.6	0.6	0.0
Coastal and intercoastal freight transportation.....		483113-1	4.0	-2.0	1.7	-1.7	1.3	-0.1
Great Lakes - St. Lawrence Seaway freight transportation.....		483113-2	-8.2	-0.2	-0.9	-2.6	0.1	0.4
Coastal and intercoastal towing transportation.....		483113-3	-0.2	-1.3	0.0	-0.7	-1.0	0.0
Inland water transportation.....	4832		8.6	0.1	-0.6	10.2	-0.7	-0.4
Inland water transportation.....	48321		8.6	0.1	-0.6	10.2	-0.7	-0.4
Inland water freight transportation.....	483211		8.6	0.1	-0.6	10.2	-0.7	-0.4
Primary services.....		483211-P	8.7	0.0	-0.7	10.4	-0.7	-0.4
Inland water freight transportation services.....		483211-3	8.7	0.0	-0.7	10.4	-0.7	-0.4
Truck transportation.....	484		-7.4	0.7	-4.5	1.6	-0.7	-0.2
General freight trucking.....	4841		-8.5	1.1	-5.5	2.0	-0.9	-0.1
General freight trucking, local.....	48411		-13.5	-4.2	0.7	-3.4	-1.0	0.0
General freight trucking, local.....	484110		-13.5	-4.2	0.7	-3.4	-1.0	0.0
Primary services.....		484110-P	-19.4	-6.8	0.1	-4.9	-1.2	0.0
General freight trucking services, local.....		484110-1	-19.4	-6.8	0.1	-4.9	-1.2	0.0
General freight trucking, local, truckload.....		484110-15	-26.5	-9.3	-0.2	-10.2	-0.2	0.0
General freight trucking, local, less than truckload.....		484110-16	-0.5	-0.5	0.7	6.7	-2.9	0.0
Other receipts.....		484110-SM	-	-1.2	1.3	-1.7	-	-
General freight trucking, long-distance.....	48412		-7.2	2.6	-7.1	3.5	-0.8	-0.2
General freight trucking, long-distance TL.....	484121		-6.9	4.0	-8.8	4.3	-1.0	-0.2
Primary services.....		484121-P	-22.2	-2.8	-2.9	-3.3	-1.0	-0.2
General freight trucking, long-distance, truckload.....		484121-2	-22.2	-2.8	-2.9	-3.3	-1.0	-0.2
General freight trucking, long-distance LTL.....	484122		-7.2	-1.3	-2.2	1.5	-0.4	0.0
Primary services.....		484122-P	-7.2	-1.3	-2.2	1.5	-0.4	0.0
General freight trucking, long-distance less than truckload.....		484122-1	-7.2	-1.3	-2.2	1.5	-0.4	0.0
Specialized freight trucking.....	4842		-4.0	-0.7	-1.2	0.6	-0.2	-0.5

See footnotes at end of table.

Table 12. Producer price index percentage changes for the net output of selected industries and their products, not seasonally adjusted — Continued
 [July 2023]

Title ¹	Industry code	Product code	Unadjusted 12-month percent change ²	Unadjusted 1-month percent change ²				
			July 2022 to July 2023 ^P	Feb. to Mar.	Mar. to Apr. ^P	Apr. to May ^P	May to June ^P	June to July ^P
Used household and office goods moving.....	48421		-3.0	-0.9	-0.7	3.1	4.0	-1.2
Used household and office goods moving.....	484210		-3.0	-0.9	-0.7	3.1	4.0	-1.2
Primary services.....		484210-P	-3.0	-0.9	-0.7	3.1	4.0	-1.2
Used household and office goods moving, except local.....		484210-2	-4.9	-1.3	-1.0	2.4	6.2	-1.8
Residential moving services, except local.....		484210-21	-5.2	-1.6	-0.9	2.9	7.2	-2.0
Commercial and other goods moving services, except local.....		484210-22	-7.4	0.0	-1.6	-0.9	-0.6	0.0
Used household and office goods moving, local.....		484210-4	0.9	0.0	0.0	4.3	0.0	0.0
Residential moving services, local.....		484210-41	0.6	0.0	0.0	5.0	0.0	0.0
Commercial and other goods moving services, local.....		484210-42	1.1	0.0	0.0	0.6	0.0	0.0
Specialized freight (except used) trucking, local.....	48422		0.3	-0.1	-0.2	-0.6	-0.2	0.3
Specialized freight (except used goods) trucking, local.....	484220		0.3	-0.1	-0.2	-0.6	-0.2	0.3
Primary services.....		484220-P	0.2	-0.2	-0.2	-0.7	-0.2	0.4
Specialized freight (except used goods) trucking, local.....		484220-6	0.2	-0.2	-0.2	-0.7	-0.2	0.4
Local hazardous materials trucking (except waste).....		484220-601	-10.4	-1.0	-1.3	0.0	-1.0	-0.5
Local agricultural products trucking without storage.....		484220-602	-4.1	0.0	0.0	-5.3	0.0	0.2
Dump trucking.....		484220-603	5.1	0.0	0.0	0.0	0.0	0.5
Local specialized trucking without storage.....		484220-604	1.3	-0.1	0.0	0.0	-0.2	0.8
Specialized freight (except used) trucking, long-distance.....	48423		-8.6	-1.3	-2.6	1.0	-1.8	-1.0
Specialized freight (except used goods) trucking, long-distance.....	484230		-8.6	-1.3	-2.6	1.0	-1.8	-1.0
Primary services.....		484230-P	-9.3	-1.3	-2.9	1.1	-2.0	-1.2
Specialized freight (except used goods) trucking, long-distance.....		484230-6	-9.3	-1.3	-2.9	1.1	-2.0	-1.2
Agricultural products trucking, long-distance.....		484230-602	-7.4	-0.6	-1.2	0.7	-2.4	-1.7
All other specialized trucking, long-distance.....		484230-603	-9.6	-1.4	-3.2	1.2	-1.9	-1.1
Pipeline Transportation.....	486		0.4	0.0	-1.0	0.2	-1.2	0.0
Pipeline transportation of crude oil.....	4861		-2.9	0.0	-3.2	0.0	0.0	0.0
Pipeline transportation of crude oil.....	48611		-2.9	0.0	-3.2	0.0	0.0	0.0
Pipeline transportation of crude oil.....	486110		-2.9	0.0	-3.2	0.0	0.0	0.0
Primary services.....		486110-P	-3.1	0.0	-3.4	0.0	0.0	0.0
Pipeline transportation of crude oil.....		486110-3	-3.1	0.0	-3.4	0.0	0.0	0.0
Trans-Alaskan Pipeline System transportation.....		486110-311	-1.8	0.0	0.0	0.0	0.0	0.0
Pipeline transportation of crude petroleum, except on the Trans-Alaskan Pipeline System.....		486110-312	-3.2	0.0	-3.6	0.0	0.0	0.0
Pipeline transportation of natural gas.....	4862		3.0	0.0	-0.6	0.4	-2.1	0.0
Pipeline transportation of natural gas.....	48621		3.0	0.0	-0.6	0.4	-2.1	0.0
Pipeline transportation of natural gas.....	486210		3.0	0.0	-0.6	0.4	-2.1	0.0
Primary services.....		486210-P	3.0	0.0	-0.6	0.4	-2.1	0.0
Pipeline transportation of natural gas services.....		486210-1	3.0	0.0	-0.6	0.4	-2.1	0.0
Other pipeline transportation.....	4869		1.0	0.0	0.0	0.0	0.0	0.3
Pipeline transportation of refined petroleum products.....	48691		1.0	0.0	0.0	0.0	0.0	0.3
Refined petroleum product pipeline transport.....	486910		1.0	0.0	0.0	0.0	0.0	0.3
Primary services.....		486910-P	1.0	0.0	0.0	0.0	0.0	0.3
Pipeline transportation of refined petroleum products.....		486910-1	1.0	0.0	0.0	0.0	0.0	0.3
Transportation support activities.....	488		-9.6	-1.9	-1.2	-0.2	1.1	-0.5
Air transportation support activities.....	4881		3.8	0.7	0.0	0.3	0.5	0.2
Airport operations.....	48811		3.5	1.6	0.2	0.6	0.9	0.1
Other airport operations.....	488119		3.5	1.6	0.2	0.6	0.9	0.1
Primary services.....		488119-P	3.5	1.6	0.2	0.6	0.9	0.1
Aeronautical services.....		488119-5	4.3	1.3	-0.4	-0.1	0.1	0.1
Landing fees.....		488119-501	5.3	3.5	-0.9	0.0	0.0	-1.6
Terminal rental.....		488119-502	5.9	0.4	-0.2	-0.1	0.0	1.2
Other aeronautical services.....		488119-503	-0.1	0.0	0.0	0.0	0.3	0.3
Non-aeronautical services.....		488119-6	0.3	1.9	0.8	1.3	1.8	0.0
Airport parking.....		488119-601	10.3	1.6	0.0	0.0	0.5	0.4
Lease space for rental cars.....		488119-602	-20.1	5.0	2.4	3.4	4.1	-2.5
Lease space for concessions.....		488119-603	7.2	1.0	1.7	4.0	4.3	2.9
Other non-aeronautical services.....		488119-604	5.7	0.0	0.0	0.0	0.3	0.0
Other air transportation support activities.....	48819		4.0	-0.6	-0.2	-0.1	0.0	0.5
Other support activities for air transport.....	488190		4.0	-0.6	-0.2	-0.1	0.0	0.5

See footnotes at end of table.

Table 12. Producer price index percentage changes for the net output of selected industries and their products, not seasonally adjusted — Continued
 [July 2023]

Title ¹	Industry code	Product code	Unadjusted 12-month percent change ²	Unadjusted 1-month percent change ²				
				July 2022 to July 2023 ^P	Feb. to Mar.	Mar. to Apr. ^P	Apr. to May ^P	May to June ^P
Other support activities for air transport. - Continued								
Primary services.....		488190-P	4.2	-0.4	-0.2	-0.1	0.0	0.5
Other air transportation support activities.....		488190-5	4.2	-0.4	-0.2	-0.1	0.0	0.5
Water transportation support activities.....	4883		2.9	-0.4	-0.1	1.0	-0.2	0.1
Port and harbor operations.....	48831		5.1	-0.9	-0.5	0.9	-0.9	0.4
Port and harbor operations.....	488310		5.1	-0.9	-0.5	0.9	-0.9	0.4
Primary services.....		488310-P	5.2	-1.0	-0.6	1.0	-1.0	0.5
Port and harbor services.....		488310-1	5.2	-1.0	-0.6	1.0	-1.0	0.5
Marine cargo handling.....	48832		-1.0	0.0	0.0	0.1	0.0	0.0
Marine cargo handling.....	488320		-1.0	0.0	0.0	0.1	0.0	0.0
Primary services.....		488320-P	-1.0	0.0	0.0	0.1	0.0	0.0
Movement of containers.....		488320-8	-1.1	0.0	0.0	0.0	0.0	0.0
Other marine cargo handling.....		488320-9	-0.3	0.0	0.1	0.6	0.1	0.0
Navigational services to shipping.....	48833		9.3	-0.8	0.0	2.8	0.1	0.0
Navigational services to shipping.....	488330		9.4	-0.8	0.0	2.8	0.1	0.0
Primary services.....		488330-P	10.0	-0.8	-0.1	3.0	0.1	0.0
Navigational services to shipping and salvage.....		488330-1	10.0	-0.8	-0.1	3.0	0.1	0.0
Freight transportation arrangement.....	4885		-21.2	-4.1	-2.3	-1.0	1.9	-1.3
Freight transportation arrangement.....	48851		-21.2	-4.1	-2.3	-1.0	1.9	-1.3
Freight transportation arrangement.....	488510		-21.2	-4.1	-2.3	-1.0	1.9	-1.3
Primary services.....		488510-P	-22.0	-4.4	-2.5	-1.1	2.0	-1.4
Freight forwarding.....		488510-1	-1.6	-0.2	0.5	0.0	0.0	0.0
Arrangement of freight and cargo n.e.c.....		488510-2	-33.8	-7.6	-4.9	-2.0	3.8	-2.6
U.S. Postal Service.....	491		9.0	0.0	0.0	0.0	0.0	3.8
U.S. Postal Service.....	4911		9.0	0.0	0.0	0.0	0.0	3.8
U.S. Postal Service.....	49111		9.0	0.0	0.0	0.0	0.0	3.8
U.S. Postal Service.....	491110		9.0	0.0	0.0	0.0	0.0	3.8
Primary services.....		491110-P	9.0	0.0	0.0	0.0	0.0	3.8
Mailing services (market dominant services).....		491110-7	10.6	0.0	0.0	0.0	0.0	5.8
First class mail.....		491110-71	9.6	0.0	0.0	0.0	0.0	5.1
Retail letters.....		491110-711	9.8	0.0	0.0	0.0	0.0	4.7
Commercial letters.....		491110-712	9.4	0.0	0.0	0.0	0.0	5.8
Retail and commercial flats.....		491110-713	10.9	0.0	0.0	0.0	0.0	5.9
Other first class mail and fees.....		491110-714	9.1	0.0	0.0	0.0	0.0	2.3
Periodicals mail.....		491110-72	12.0	0.0	0.0	0.0	0.0	8.1
Outside county.....		491110-721	12.0	0.0	0.0	0.0	0.0	8.2
Other periodicals mail and fees.....		491110-722	11.8	0.0	0.0	0.0	0.0	6.1
Standard class mail.....		491110-73	12.2	0.0	0.0	0.0	0.0	6.6
High density and saturation flats and parcels.....		491110-731	8.3	0.0	0.0	0.0	0.0	3.0
Carrier route basic mail.....		491110-732	16.8	0.0	0.0	0.0	0.0	7.8
Bulk letters.....		491110-733	9.3	0.0	0.0	0.0	0.0	6.0
Bulk flats.....		491110-734	14.2	0.0	0.0	0.0	0.0	7.5
Other standard mail and fees.....		491110-735	25.8	0.0	0.0	0.0	0.0	11.3
Package services mail.....		491110-74	9.2	0.0	0.0	0.0	0.0	5.3
Special services and fees.....		491110-75	10.7	0.0	0.0	0.0	0.0	6.1
Shipping services (competitive services).....		491110-8	6.2	0.0	0.0	0.0	0.0	-0.7
Domestic priority mail.....		491110-81	5.5	0.0	0.0	0.0	0.0	0.0
Other shipping services and shipping special services & fees.....		491110-82	6.2	0.0	0.0	0.0	0.0	-1.2
Couriers and messengers.....	492		3.4	-0.2	-0.6	-0.7	-0.2	0.2
Couriers and express delivery services.....	4921		3.6	-0.3	-0.6	-0.7	-0.2	0.2
Couriers and express delivery services.....	49211		3.6	-0.3	-0.6	-0.7	-0.2	0.2
Couriers and express delivery services.....	492110		3.6	-0.3	-0.6	-0.7	-0.2	0.2
Primary services.....		492110-P	3.5	-0.3	-0.6	-0.7	-0.2	0.2
Standard courier services.....		492110-1	5.7	-0.2	-0.2	-0.1	-0.3	0.0
Expedited courier services.....		492110-2	-0.5	-0.4	-1.4	-1.9	-0.2	0.5
Domestic expedited courier services.....		492110-201	-0.1	-0.4	-1.4	-1.9	-0.2	0.5
International expedited courier services.....		492110-202	-1.4	-0.4	-1.4	-1.9	-0.2	0.5
Local messengers and local delivery.....	4922		2.5	0.0	-0.8	0.0	0.0	0.0

See footnotes at end of table.

Table 12. Producer price index percentage changes for the net output of selected industries and their products, not seasonally adjusted — Continued
 [July 2023]

Title ¹	Industry code	Product code	Unadjusted 12-month percent change ²	Unadjusted 1-month percent change ²				
				July 2022 to July 2023 ^P	Feb. to Mar.	Mar. to Apr. ^P	Apr. to May ^P	May to June ^P
Local messengers and local delivery.....	49221		2.5	0.0	-0.8	0.0	0.0	0.0
Local messengers and local delivery.....	492210		2.5	0.0	-0.8	0.0	0.0	0.0
Primary services.....		492210-P	2.5	0.0	-0.8	0.0	0.0	0.0
Local messengers and local delivery services.....		492210-1	2.5	0.0	-0.8	0.0	0.0	0.0
Warehousing and storage.....	493		5.0	-0.4	0.0	-4.4	-1.6	1.7
Warehousing and storage.....	4931		5.0	-0.4	0.0	-4.4	-1.6	1.7
General warehousing and storage.....	49311		4.9	-0.2	-0.1	-5.5	-2.2	1.5
General warehousing and storage.....	493110		4.9	-0.2	-0.1	-5.5	-2.2	1.5
Primary services.....		493110-P	4.9	-0.2	-0.1	-5.5	-2.2	1.5
General warehousing and storage services.....		493110-1	4.9	-0.2	-0.1	-5.5	-2.2	1.5
Refrigerated warehousing and storage.....	49312		5.7	-1.4	0.5	0.7	0.8	2.9
Refrigerated warehousing and storage.....	493120		5.7	-1.4	0.5	0.7	0.8	2.9
Primary services.....		493120-P	5.7	-1.4	0.5	0.7	0.8	2.9
Warehousing and storage of refrigerated goods.....		493120-2	5.7	-1.4	0.5	0.7	0.8	2.9
Farm product warehousing and storage.....	49313		2.9	-0.1	0.1	-0.2	0.0	0.3
Farm product warehousing and storage.....	493130		2.9	-0.1	0.1	-0.2	0.0	0.4
Primary services.....		493130-P	3.3	0.0	0.1	-0.2	0.0	0.4
Farm product warehousing and storage services.....		493130-1	3.3	0.0	0.1	-0.2	0.0	0.4
Publishing industries.....	513		-	0.3	-0.2	1.0	0.4	-0.8
Newspaper, book, and directory publishers.....	5131		-	0.6	0.3	0.1	0.5	0.0
Newspaper publishers.....	51311		-	0.0	0.0	0.0	0.0	0.0
Newspaper publishers.....	513110		-	0.0	0.0	0.0	0.0	0.0
Primary services.....		513110-P	-	0.0	0.0	0.0	0.0	0.0
Newspaper publishing.....		513110-1	-	0.0	0.0	0.0	0.0	0.0
Newspaper publishing from print publishers.....		513110-11	5.0	0.0	0.0	0.0	0.0	0.0
Newspaper advertising sales.....		513110-111	0.7	-0.1	0.0	0.0	0.0	0.0
Newspaper advertising sales, print only.....		513110-1111	0.9	-0.1	0.0	0.0	0.0	0.0
Newspaper advertising sales, digital only and print and digital bundled.....		513110-1112	0.0	0.0	0.0	0.0	0.0	0.0
Newspaper subscription and single copy sales.....		513110-112	9.5	0.0	0.0	0.0	0.0	0.0
Newspaper subscriptions, print only.....		513110-1121	10.5	0.0	0.0	0.0	0.0	0.0
Newspaper subscriptions, online only and print and online bundled.....		513110-1122	2.0	0.2	0.0	0.1	0.1	0.0
Periodical publishers.....	51312		-	1.4	-0.1	0.2	1.0	0.0
Periodical publishers.....	513120		-	1.4	-0.1	0.2	1.0	0.0
Primary services.....		513120-P	-	0.9	0.0	0.0	0.0	0.0
Periodical publishing.....		513120-1	-	0.9	0.0	0.0	0.0	0.0
Periodical publishing from print publishers.....		513120-11	0.3	0.9	0.0	0.0	0.0	0.0
Periodicals, advertising sales.....		513120-111	5.2	1.5	0.0	0.0	0.0	0.0
Periodicals, subscriptions and single copy sales.....		513120-112	-7.3	0.2	0.0	0.0	0.0	0.0
Specialized business and professional periodicals, subscriptions and single copy sales.....		513120-1121	1.2	0.0	0.0	0.0	0.0	0.0
General and consumer periodicals, subscriptions and single copy sales.....		513120-1122	-10.3	0.2	0.0	0.0	0.0	0.0
Book publishers.....	51313		-	0.7	0.8	0.4	0.3	-0.3
Book publishers.....	513130		-	0.7	0.8	0.4	0.3	-0.3
Primary services.....		513130-P	-	0.8	0.9	0.5	0.4	-0.3
Book publishing from print publishers.....		513130-1	6.2	0.8	0.9	0.5	0.4	-0.3
Print book publishing.....		513130-101	5.8	0.8	0.9	0.5	0.4	-0.3
General adult and juvenile book publishing.....		513130-1011	6.6	0.4	0.5	1.7	1.6	0.5
General adult book publishing.....		513130-10111	6.2	0.3	-0.8	2.5	2.5	0.4
Juvenile book publishing.....		513130-10112	6.4	0.5	1.8	1.0	0.6	0.7
Textbook publishing, including teachers' editions and workbooks.....		513130-1012	1.0	-0.6	1.1	-1.0	0.0	-2.0
College textbook publishing.....		513130-10121	-9.2	-2.0	4.0	-3.4	-0.1	-7.1
Elementary and high school textbook publishing.....		513130-10122	5.6	0.0	0.0	0.0	0.0	0.0
Technical, scientific, and professional book publishing.....		513130-1013	10.0	3.2	1.0	0.0	0.0	0.0
General reference book publishing.....		513130-1014	0.7	-1.0	-0.6	1.5	-0.9	0.0
Religious book publishing.....		513130-1015	4.5	-2.5	5.1	0.9	-0.9	-0.9
Directory and mailing list publishers.....	51314		-	0.4	0.4	-0.4	0.6	1.0
Directory and mailing list publishers.....	513140		-	0.4	0.4	-0.4	0.6	1.0
Primary services.....		513140-P	-	0.4	0.5	-0.4	0.6	1.1
Directory and mailing list publishing.....		513140-1	-	0.4	0.5	-0.4	0.6	1.1

See footnotes at end of table.

Table 12. Producer price index percentage changes for the net output of selected industries and their products, not seasonally adjusted — Continued
 [July 2023]

Title ¹	Industry code	Product code	Unadjusted 12-month percent change ²	Unadjusted 1-month percent change ²				
				July 2022 to July 2023 ^P	Feb. to Mar.	Mar. to Apr. ^P	Apr. to May ^P	May to June ^P
Directory and mailing list publishers - Continued								
Directory and mailing list publishing from print publishers.....		513140-11	11.7	0.2	1.5	-3.3	2.7	0.7
Directory and mailing list publishing from print - ad sales incl. phone directory listings.....		513140-111	9.7	0.0	0.0	0.0	0.0	0.0
Directory and mailing list publishing from print - subscription, content, and licensing sales.....		513140-112	11.5	0.4	2.6	-5.4	4.6	1.2
Directory and mailing list publishing from Internet publishers.....		513140-12	-	0.4	0.1	0.4	0.0	1.2
Other publishers.....	51319		-	0.0	-0.1	0.0	0.6	0.0
Greeting card publishers.....	513191		-	0.0	-0.1	0.0	0.1	0.0
Primary services.....		513191-P	-	0.0	-0.1	0.0	0.0	0.0
Greeting card publishing.....		513191-1	-	0.0	-0.1	0.0	0.0	0.0
Greeting card publishing from print publishers.....		513191-101	8.0	0.0	-0.1	0.0	0.0	0.0
All other publishers.....	513199		-	0.1	0.1	0.2	2.2	-0.1
Primary services.....		513199-P	-	0.1	0.1	0.2	2.6	-0.1
All other publishing including yearbooks, art prints, patterns, and trading cards.....		513199-1	-	0.1	0.1	0.2	2.6	-0.1
All other publishing including yearbooks, art prints, patterns, and trading cards, from print.....		513199-11	5.5	0.1	0.1	0.2	2.6	-0.1
Other receipts.....		513199-SM	-	0.0	0.0	0.0	-	-
Software publishers.....	5132		1.2	0.0	-0.6	1.7	0.3	-1.4
Software publishers.....	51321		1.2	0.0	-0.6	1.7	0.3	-1.4
Software publishers.....	513210		1.2	0.0	-0.5	1.7	0.3	-1.4
Primary services.....		513210-P	-0.3	0.0	-0.6	0.6	0.4	-1.6
Software publishing, except games.....		513210-5	0.1	0.0	-0.7	0.8	0.3	-1.6
System & application software publishing, excluding maintenance, tech support & games.....		513210-505	0.1	0.0	-0.3	0.9	0.3	-1.8
System software publishing.....		513210-50501	2.9	-0.4	0.0	0.1	0.9	-1.3
Application software publishing.....		513210-50502	-2.8	0.5	-0.6	1.9	-0.4	-2.4
Desktop and portable device application software publishing.....		513210-505021	2.0	0.0	-2.5	3.1	0.7	-1.7
Other application software publishing.....		513210-505022	-6.5	0.8	0.5	1.2	-1.1	-2.9
Software maintenance, technical support, and other services related to software publishing.....		513210-506	1.3	-0.1	-4.5	0.2	0.1	0.1
Game software publishing.....		513210-7	-3.9	0.6	0.8	-3.1	1.4	-0.9
Other receipts.....		513210-SM	15.6	0.0	0.0	15.2	0.0	0.1
Broadcasting, except Internet.....	516		-9.5	-2.2	2.3	1.8	-2.6	-2.7
Radio and television broadcasting.....	5161		-3.2	0.2	0.3	-0.5	-0.8	-3.1
Radio broadcasting.....	51611		-6.4	-1.3	-1.1	4.3	-2.5	-4.0
Radio broadcasting stations.....	516110		-6.4	-1.3	-1.1	4.3	-2.5	-4.0
Primary services.....		516110-P	-6.5	-1.3	-1.1	4.4	-2.5	-4.0
Radio station services.....		516110-1	-6.3	-1.3	-1.1	4.4	-2.5	-4.0
Radio station advertising sales.....		516110-101	-7.5	-1.6	-1.3	5.3	-3.0	-4.8
Radio station advertising sales, local.....		516110-10101	-5.7	-1.8	-1.3	5.2	-3.9	-4.4
Radio station advertising sales, national and regional.....		516110-10102	-11.7	-1.0	-1.5	5.4	-0.5	-5.8
Other radio station services.....		516110-102	0.0	0.0	0.0	0.0	0.0	0.0
Other receipts.....		516110-SM	0.2	0.0	0.0	0.0	0.0	-0.1
Television broadcasting.....	51612		-3.2	0.7	0.7	-1.9	-0.2	-2.9
Television broadcasting stations.....	516120		-3.3	0.7	0.7	-1.9	-0.2	-2.9
Primary services.....		516120-P	-9.7	0.6	0.4	-1.8	-0.2	-2.8
Television station advertising sales.....		516120-3	-16.0	1.1	0.7	-3.1	-0.3	-4.7
Other television station broadcasting services.....		516120-4	0.0	0.0	0.0	0.0	0.0	0.0
Other receipts.....		516120-SM	53.2	0.0	4.9	0.0	-0.5	-0.6
Cable and other subscription programming.....	5162		-12.5	-3.3	3.2	2.7	-3.3	-2.5
Cable and other subscription programming.....	51621		-12.5	-3.3	3.2	2.7	-3.3	-2.5
Media streaming dist svcs, social networks, and other media networks and content providers.....	516210		-12.5	-3.3	3.2	2.7	-3.3	-2.5
Primary services.....		516210-P	-12.5	-3.3	3.2	3.1	-3.7	-2.5
Cable networks.....		516210-1	-16.1	-3.6	4.9	2.1	-5.0	-1.4
Cable network advertising services.....		516210-11	-18.9	-4.1	5.6	2.2	-5.7	-1.6
Cable network programming services.....		516210-12	5.3	0.0	0.0	1.5	0.0	0.0
Radio network and national syndication services.....		516210-3	-14.8	-8.0	-0.1	15.9	-3.4	-13.4
Telecommunications.....	517		4.1	0.6	0.2	0.0	0.1	-0.1
Wired and wireless telecommunications carriers.....	5173		4.1	0.6	0.2	-0.1	0.1	-0.1

See footnotes at end of table.

Table 12. Producer price index percentage changes for the net output of selected industries and their products, not seasonally adjusted — Continued
 [July 2023]

Title ¹	Industry code	Product code	Unadjusted 12-month percent change ²	Unadjusted 1-month percent change ²				
			July 2022 to July 2023 ^P	Feb. to Mar.	Mar. to Apr. ^P	Apr. to May ^P	May to June ^P	June to July ^P
Wired and wireless telecommunications carriers.....	51731		4.1	0.6	0.2	-0.1	0.1	-0.1
Wired telecommunications carriers.....	517311		5.5	1.1	0.3	-0.6	0.2	-0.1
Primary products.....		517311-P	5.5	1.1	0.3	-0.6	0.2	-0.1
Local telephone service, except private lines.....		517311-1	4.2	1.3	0.7	0.4	-0.1	0.0
Residence local telephone service.....		517311-111	5.5	0.7	0.7	0.7	0.0	0.0
Business and other local telephone service.....		517311-112	1.9	2.6	0.6	-0.3	-0.4	0.0
Public switched toll service.....		517311-2	8.8	-1.0	1.9	0.9	-0.8	2.5
Residence switched toll service.....		517311-21	10.2	0.0	2.3	2.7	0.3	-0.3
Business switched toll and other toll service.....		517311-22	7.3	-1.9	1.6	-0.8	-1.9	5.3
Private line telephone service.....		517311-3	3.8	0.0	0.2	0.7	0.0	0.7
All-distance telephone service.....		517311-4	3.7	0.0	0.7	-0.5	1.1	1.7
Residential all-distance telephone service.....		517311-401	7.6	0.0	0.8	0.7	3.7	1.4
Business all-distance telephone service.....		517311-402	0.2	0.0	0.5	-1.6	-1.3	2.0
Video programming distribution.....		517311-5	9.1	1.8	0.6	0.0	1.0	-0.4
Video programming subscriber services.....		517311-501	10.6	1.9	0.6	0.0	1.0	-0.4
Advertising services.....		517311-502	-10.2	0.0	0.0	0.0	0.0	0.0
Internet access services.....		517311-6	1.0	1.1	-0.1	-0.8	0.7	-0.3
Residential Internet access services.....		517311-601	1.2	0.0	-0.2	-0.2	0.6	-0.3
Business Internet access services.....		517311-602	1.8	3.8	0.0	-2.2	0.8	-0.3
Bundled access services.....		517311-7	5.5	1.3	0.0	-1.5	0.0	-0.5
Other wired telecommunications services.....		517311-9	-0.1	0.0	0.0	0.0	0.0	0.0
Wireless telecommunications carriers.....	517312		1.9	0.0	0.0	0.8	0.0	0.0
Primary services.....		517312-P	1.9	0.0	0.0	0.8	0.0	0.0
Wireless telecommunications services.....		517312-1	1.9	0.0	0.0	0.8	0.0	0.0
Data processing and related services.....	5182		1.4	0.2	0.0	0.1	0.2	0.2
Data processing and related services.....	51821		1.4	0.2	0.0	0.1	0.2	0.2
Data processing, hosting and related services.....	518210		1.4	0.2	0.0	0.1	0.2	0.2
Primary services.....		518210-P	1.7	0.2	0.0	0.1	0.2	0.3
Business process management services.....		518210-1	0.2	0.0	0.1	0.0	0.0	0.0
Data management, information transformation, and related services.....		518210-4	0.1	0.0	0.0	0.0	0.0	0.1
Hosting, ASP, and other IT infrastructure provisioning services.....		518210-5	2.9	0.4	-0.1	0.2	0.4	0.5
Other receipts.....		518210-SM	0.0	0.0	0.0	0.0	0.0	0.0
Depository credit intermediation.....	5221		25.6	-3.5	2.7	-0.5	1.1	-1.3
Commercial banking.....	52211		27.1	-3.7	2.8	-0.6	1.1	-1.3
Commercial banking.....	522110		27.1	-3.7	2.8	-0.6	1.1	-1.3
Primary services.....		522110-P	27.1	-3.7	2.8	-0.6	1.1	-1.3
Loan services.....		522110-1	30.2	-6.2	3.8	-1.0	-0.7	-1.7
Residential real estate loans, except home equity.....		522110-101	-16.0	-6.7	4.0	-2.9	-3.9	-0.7
Nonresidential real estate loans.....		522110-102	60.4	-6.5	4.4	-2.0	0.2	-1.8
Home equity loans.....		522110-103	26.3	-1.5	2.5	0.8	-0.5	-1.6
Commercial, industrial, and agricultural loans, except real estate.....		522110-105	51.8	-7.4	3.4	1.3	-0.9	-1.3
New and used auto and truck loans.....		522110-106	-18.7	-13.0	5.1	-2.8	-5.9	-5.9
Credit cards, overdraft credit, and related plans.....		522110-107	22.8	-2.8	2.1	-1.4	1.9	-1.6
Other loan services.....		522110-108	1.0	-2.6	3.8	-3.1	0.9	-3.7
Deposit services.....		522110-2	26.4	2.9	0.8	0.1	5.9	-0.4
Demand deposits.....		522110-201	35.0	9.0	-0.7	1.2	8.3	0.9
Time and other deposits.....		522110-202	19.1	-2.0	2.1	-0.9	3.7	-1.6
Trust services.....		522110-3	-8.7	0.0	0.0	2.6	0.0	0.0
Other banking services.....		522110-4	-0.7	0.0	0.0	0.0	0.0	0.0
Savings institutions.....	52218		4.0	0.0	0.7	1.5	1.3	-0.8
Savings institutions and other depository credit intermediation.....	522180		4.0	0.0	0.7	1.5	1.3	-0.8
Primary services.....		522180-P	4.0	0.0	0.7	1.5	1.3	-0.8
Loan services.....		522180-1	15.0	-0.5	2.1	2.0	1.5	0.2
Residential real estate loans, except home equity.....		522180-101	2.4	3.7	-2.9	2.3	-1.0	3.2
Nonresidential real estate loans.....		522180-102	17.0	-1.9	-0.5	1.9	3.7	-1.6
Home equity loans.....		522180-103	28.5	0.5	2.6	0.0	0.4	0.2
Commercial, industrial, and agricultural loans, except real estate.....		522180-105	61.4	1.5	1.7	5.4	0.1	0.1
New and used auto and truck loans.....		522180-106	23.3	0.9	3.7	4.3	2.1	-0.2
Credit cards, overdraft credit, and related plans.....		522180-109	27.5	-7.2	11.3	2.3	3.6	-1.1
Other loan services.....		522180-111	10.1	-1.6	6.6	-4.7	1.2	1.5
Deposit services.....		522180-2	-16.3	1.1	-3.3	0.4	1.0	-3.4
Demand deposits.....		522180-201	35.9	5.3	1.0	1.1	4.0	-0.1

See footnotes at end of table.

Table 12. Producer price index percentage changes for the net output of selected industries and their products, not seasonally adjusted — Continued
 [July 2023]

Title ¹	Industry code	Product code	Unadjusted 12-month percent change ²	Unadjusted 1-month percent change ²				
				July 2022 to July 2023 ^P	Feb. to Mar.	Mar. to Apr. ^P	Apr. to May ^P	May to June ^P
Savings institutions and other depository credit intermediation - Continued								
Time and other deposits.....		522180-202	-26.4	0.0	-4.6	0.2	0.0	-4.4
Trusts and other banking services.....		522180-3	19.5	0.0	12.3	0.0	0.0	0.0
Security, commodity contracts and like activity.....	523		23.5	-1.9	1.9	0.4	-0.2	4.2
Securities and commodity contracts intermediation and brokerage.....	5231		44.2	0.3	-0.1	3.9	-0.4	0.6
Investment banking and securities intermediation.....	52315		—	0.3	-0.1	3.9	-0.4	0.6
Investment banking and securities intermediation.....	523150		—	0.3	-0.1	3.9	-0.4	0.6
Primary services.....		523150-P	—	0.3	-0.1	3.9	-0.4	0.6
Securities brokerage.....		523150-1	46.9	-1.1	2.9	3.2	-0.7	1.4
Brokerage services.....		523150-101	1.8	-0.7	0.2	4.3	-2.4	0.7
Brokerage services, equities and ETFs.....		523150-1011	2.7	-2.1	0.4	11.7	-5.8	1.7
Brokerage services, all other securities.....		523150-1012	0.1	0.2	0.1	-0.2	-0.1	0.0
Other securities related services including margin lending and mutual fund sales.....		523150-102	70.9	-1.3	4.1	2.7	0.1	1.7
Investment banking and securities dealing.....		523150-2	43.0	1.2	-2.2	4.4	-0.2	0.1
Dealer transactions.....		523150-201	-3.3	2.8	-11.8	4.4	-0.3	-0.1
Dealer transactions, equity securities.....		523150-2011	-0.3	-2.3	-20.1	15.5	0.0	1.2
Dealer transactions, debt securities and all other trading.....		523150-2012	-8.2	10.1	-1.4	-6.9	-0.7	-1.7
Investment banking services.....		523150-202	1.7	1.5	-0.8	1.4	-0.5	0.0
Other securities dealing services.....		523150-203	244.5	0.1	3.2	6.2	0.2	0.3
Portfolio management and investment advice.....	52394		—	-3.7	3.8	-2.5	0.0	7.3
Portfolio management and investment advice.....	523940		—	-3.7	3.8	-2.5	0.0	7.3
Primary services.....		523940-P	—	-3.7	3.8	-2.5	0.0	7.3
Portfolio management.....		523940-1	10.1	-3.9	4.0	-3.0	-0.4	7.6
Mutual fund and exchange traded fund management.....		523940-11	-3.6	-9.6	4.9	-8.7	-0.3	4.1
Management of equity funds.....		523940-1101	-5.4	-14.3	8.8	-13.6	-0.4	6.5
Management of bond funds.....		523940-1102	-3.2	-1.1	-4.0	0.4	-0.6	-0.1
Management of other funds.....		523940-1103	5.4	0.1	1.1	0.2	0.1	0.7
Private portfolio management.....		523940-12	18.1	-0.4	3.5	0.3	-0.4	9.5
Management of equity private portfolios.....		523940-1201	24.9	-0.5	5.6	0.5	-0.6	13.7
Management of bond private portfolios.....		523940-1202	3.3	-0.2	1.6	0.0	-0.1	1.6
Management of other private portfolios.....		523940-1203	11.8	0.0	0.0	-0.1	0.0	5.3
Investment advice.....		523940-2	16.5	-2.1	2.4	0.7	2.1	5.8
Investment advisory services.....		523940-21	16.5	-2.1	2.4	0.7	2.1	5.8
Insurance carriers and related activities.....	524		3.4	0.1	0.1	0.1	0.6	0.0
Insurance carriers.....	5241		3.5	0.1	0.1	0.1	0.6	0.0
Direct life/health/medical insurance carriers.....	52411		1.9	0.0	0.0	0.0	0.0	-0.1
Direct life insurance carriers.....	524113		-0.6	0.0	0.0	0.0	0.0	-0.2
Primary services.....		524113-P	-0.6	0.0	0.0	0.0	0.0	-0.2
Life insurance policies.....		524113-1	-0.6	0.0	0.0	0.0	0.0	-0.3
Individual life insurance policies.....		524113-101	-1.1	0.0	0.0	0.0	0.0	-0.4
Term life insurance policies.....		524113-10101	-5.3	0.0	0.0	0.0	0.0	0.0
Whole life insurance policies.....		524113-10102	0.0	0.0	0.0	0.0	0.0	0.0
Universal life insurance policies.....		524113-10103	-1.7	0.0	0.0	0.0	0.0	-2.0
Variable-universal and other individual life insurance policies.....		524113-10105	0.1	0.0	0.0	0.0	0.0	0.1
Group life insurance policies.....		524113-102	1.3	0.0	-0.2	0.0	0.0	0.0
Annuities.....		524113-2	0.3	0.3	0.2	0.0	-0.1	0.6
Variable deferred annuities.....		524113-201	-0.3	0.0	0.0	0.0	0.0	0.1
Fixed-rate deferred annuities.....		524113-202	2.8	1.1	0.5	0.0	0.0	1.6
Immediate annuities.....		524113-203	-5.2	-0.6	0.7	0.2	-0.9	0.0
Disability insurance policies.....		524113-3	0.0	0.0	0.0	0.0	0.0	0.0
Direct health and medical insurance carriers.....	524114		2.9	0.0	0.0	0.0	0.0	0.0
Primary services.....		524114-P	3.0	0.0	0.0	0.0	0.0	0.0
Medical service plans.....		524114-1	3.0	0.0	0.0	0.0	0.0	0.0
Comprehensive medical service plans.....		524114-101	5.4	0.0	0.1	0.0	0.0	0.0
Group managed care medical service plans.....		524114-10101	4.4	-0.1	0.1	-0.1	0.1	0.0
Group fee-for-service medical service plans.....		524114-10102	4.3	0.0	0.0	0.0	0.0	0.0
Individual comprehensive medical service plans.....		524114-10103	6.9	0.0	0.0	0.0	0.0	0.0
Non-comprehensive medical service plans.....		524114-103	1.5	0.0	0.0	0.0	0.0	0.0
Dental service plans.....		524114-10301	1.7	0.1	0.0	0.1	0.1	0.1
Supplemental Medicare service plans.....		524114-10302	4.0	0.0	0.0	0.0	0.0	0.0
Other medical service plans.....		524114-10303	-0.1	0.0	0.0	0.0	0.0	-0.1

See footnotes at end of table.

Table 12. Producer price index percentage changes for the net output of selected industries and their products, not seasonally adjusted — Continued
 [July 2023]

Title ¹	Industry code	Product code	Unadjusted 12-month percent change ²	Unadjusted 1-month percent change ²				
			July 2022 to July 2023 ^P	Feb. to Mar.	Mar. to Apr. ^P	Apr. to May ^P	May to June ^P	June to July ^P
Direct health and medical insurance carriers - Continued								
Indemnity health insurance plans.....		524114-2	0.1	0.0	0.0	0.0	0.0	0.0
Other direct insurance carriers.....	52412		6.9	0.3	0.4	0.4	2.0	0.1
Direct property and casualty insurers.....	524126		6.9	0.3	0.4	0.4	2.0	0.1
Primary services.....		524126-P	6.9	0.3	0.4	0.4	2.0	0.1
Private passenger auto insurance.....		524126-1	11.5	0.2	0.7	0.7	4.2	0.1
Homeowner's insurance.....		524126-2	2.5	1.0	0.3	0.2	0.1	0.2
Commercial auto insurance.....		524126-3	2.4	-1.3	0.4	0.5	1.1	0.4
Non-auto liability insurance.....		524126-4	2.0	0.5	0.0	0.5	-0.1	0.4
Medical malpractice insurance.....		524126-402	-0.1	0.0	0.0	0.9	0.0	0.0
Product and other non-auto liability insurance.....		524126-403	2.5	0.6	-0.1	0.4	-0.1	0.5
Commercial multiple peril insurance.....		524126-5	8.0	0.5	0.0	0.0	0.0	0.0
Worker's compensation insurance.....		524126-6	1.4	0.6	0.0	0.0	-0.2	0.0
Other property and casualty insurance.....		524126-7	2.5	0.3	0.4	0.1	0.0	0.0
Insurance agencies and brokerages.....	52421		0.3	0.0	0.0	0.0	0.0	-0.5
Insurance agencies and brokerages.....	524210		0.3	0.0	0.0	0.0	0.0	-0.5
Primary services.....		524210-P	0.4	0.0	0.0	0.0	0.0	-0.5
Sale of property and casualty insurance.....		524210-1	0.4	0.0	0.0	0.0	0.0	-0.8
Sale of personal property and casualty insurance.....		524210-101	2.0	0.0	0.0	0.0	0.0	0.2
Sale of private passenger auto insurance.....		524210-10101	2.4	0.0	0.0	0.0	0.0	0.2
Sale of homeowner's insurance.....		524210-10102	0.9	0.0	0.0	0.1	0.0	0.0
Sale of other personal property and casualty insurance.....		524210-10103	1.4	0.0	0.0	0.0	0.0	0.0
Sale of commercial property and casualty insurance.....		524210-102	-1.1	0.0	0.0	0.0	0.0	-1.8
Sale of life insurance and annuities.....		524210-2	0.3	0.0	0.1	0.0	0.0	0.0
Sale of health and medical insurance.....		524210-3	0.2	0.0	0.0	0.1	0.0	0.0
Sale of other insurance.....		524210-4	0.2	0.0	0.0	0.0	0.0	0.3
Lessors of nonresidential buildings (except miniwarehouses).....	53112		4.0	-1.9	2.6	0.0	1.6	-1.3
Lessors of nonresidential buildings.....	531120		4.0	-1.9	2.6	0.0	1.6	-1.3
Primary services.....		531120-P	4.0	-1.9	2.6	0.0	1.6	-1.3
Leasing of shopping centers and retail stores.....		531120-1	5.9	-2.8	3.7	-0.9	2.6	-3.1
Leasing of professional and office buildings.....		531120-2	4.7	-0.7	0.7	-0.1	-1.5	0.7
Leasing of manufacturing and industrial buildings.....		531120-3	2.6	0.1	0.5	-0.1	-0.7	0.3
Leasing of other nonresidential buildings and facilities.....		531120-7	-2.4	-4.7	7.5	3.2	10.2	-2.8
Lessors of miniwarehouse and self storage units.....	53113		6.5	-0.3	0.9	-0.1	1.0	0.4
Miniwarehouse and self-storage unit operators.....	531130		6.5	-0.3	0.9	-0.1	1.0	0.4
Primary services.....		531130-P	6.6	-0.3	0.9	-0.1	1.0	0.4
Miniwarehouse and self-storage unit operation.....		531130-1	6.6	-0.3	0.9	-0.1	1.0	0.4
Offices of real estate agents and brokers.....	5312		2.2	0.0	0.4	0.9	0.9	0.7
Offices of real estate agents and brokers.....	53121		2.2	0.0	0.4	0.9	0.9	0.7
Offices of real estate agents and brokers.....	531210		2.2	0.0	0.4	0.9	0.9	0.7
Primary services.....		531210-P	2.2	0.0	0.4	0.9	0.9	0.7
Real estate brokerage, residential property sales and leases.....		531210-1	3.2	0.1	0.6	1.2	1.1	1.0
Real estate brokerage, nonresidential property sales and leases including land sales and leases.....		531210-6	-2.1	-0.6	-0.4	-0.3	0.4	-0.6
Real estate brokerage, nonresidential property sales including land sales.....		531210-601	-3.6	-0.8	-0.6	-0.5	0.4	-0.9
Real estate brokerage, nonresidential property leases including land leases.....		531210-602	1.2	0.0	0.0	0.0	0.2	0.0
Real estate property managers.....	53131		4.4	-0.5	0.9	0.4	-0.1	2.5
Residential property managers.....	531311		1.5	-0.1	0.5	0.7	-0.2	0.8
Primary services.....		531311-P	1.5	-0.1	0.5	0.7	-0.2	0.8
Residential property management services.....		531311-1	1.5	-0.1	0.5	0.7	-0.2	0.8
Nonresidential property managers.....	531312		10.1	-1.1	1.5	-0.1	0.2	5.2
Primary services.....		531312-P	10.1	-1.1	1.5	-0.1	0.2	5.2
Nonresidential property management services.....		531312-1	10.1	-1.1	1.5	-0.1	0.2	5.2
Offices of real estate appraisers.....	531320		-4.9	-0.4	-1.3	-1.3	-0.3	0.0
Primary services.....		531320-P	-4.9	-0.4	-1.3	-1.3	-0.3	0.0
Real estate appraisal services.....		531320-1	-4.9	-0.4	-1.3	-1.3	-0.3	0.0
Automotive equipment rental and leasing.....	5321		-3.6	2.3	-1.2	-1.2	2.8	2.7
Passenger car rental and leasing.....	53211		-5.8	3.3	-1.9	-1.2	3.3	4.0
Passenger car rental.....	532111		-5.8	3.3	-1.9	-1.2	3.3	4.0

See footnotes at end of table.

Table 12. Producer price index percentage changes for the net output of selected industries and their products, not seasonally adjusted — Continued
 [July 2023]

Title ¹	Industry code	Product code	Unadjusted 12-month percent change ²	Unadjusted 1-month percent change ²				
			July 2022 to July 2023 ^P	Feb. to Mar.	Mar. to Apr. ^P	Apr. to May ^P	May to June ^P	June to July ^P
Passenger car rental - Continued								
Primary services.....		532111-P	-5.8	3.3	-1.9	-1.2	3.3	4.0
Standard passenger car rental.....		532111-2	-8.1	4.4	-2.7	-1.6	4.4	5.4
Passenger car rental for business travel.....		532111-211	-2.6	-0.8	-1.7	6.1	3.6	-4.0
Passenger car rental for leisure travel.....		532111-221	-10.2	6.2	-3.0	-4.3	4.7	8.9
Replacement passenger car rental.....		532111-3	2.0	0.0	0.4	0.1	0.2	-0.3
Truck, utility trailer and RV rental and leasing.....	53212		1.8	0.6	0.2	-1.1	1.9	0.0
Truck, utility trailer, and RV rental and leasing.....	532120		1.8	0.6	0.2	-1.1	1.9	0.0
Primary services.....		532120-P	2.2	0.7	0.2	-1.4	2.3	0.0
Rental of trucks, truck trailers, RVs.....		532120-1	-2.7	1.3	0.5	-3.7	3.9	-1.1
Leasing of trucks, truck trailers, and RVs.....		532120-4	5.7	0.3	0.0	0.1	1.3	0.7
Other receipts.....		532120-SM	-0.6	-0.5	0.2	1.1	-1.3	0.2
Other heavy machinery rental and leasing.....	532412		7.4	0.0	0.2	0.2	-0.2	0.3
Primary services.....		532412-P	5.1	0.0	0.1	0.2	-0.2	0.4
Construction equipment rental and leasing.....		532412-1	7.4	0.0	0.2	0.3	-0.3	0.5
Oilfield and well drilling equipment rental and leasing.....		532412-2	0.0	0.0	0.0	0.0	0.0	0.0
Other receipts.....		532412-SM	14.9	0.0	0.3	0.0	0.0	0.0
Legal services.....	5411		6.4	-0.1	0.2	-0.1	0.0	0.5
Offices of lawyers.....	54111		6.4	-0.1	0.2	-0.1	0.0	0.5
Offices of lawyers.....	541110		6.4	-0.1	0.2	-0.1	0.0	0.5
Primary services.....		541110-P	6.4	-0.1	0.2	-0.1	0.0	0.5
Labor and employment legal services.....		541110-A	4.4	0.6	-0.8	2.1	-0.7	0.4
Criminal legal services.....		541110-B	-	0.0	-	-	-	-
Other legal services.....		541110-C	2.6	0.0	0.0	0.0	0.0	0.0
Real estate legal services.....		541110-2	6.6	0.0	0.0	0.9	-1.4	0.2
Civil negligence legal services.....		541110-3	6.3	0.3	0.2	-0.2	-0.1	-0.1
Defendant representation.....		541110-301	3.3	0.3	0.3	-0.5	-0.4	-0.2
Plaintiff representation.....		541110-302	10.9	0.3	0.0	0.3	0.3	0.0
Wills, estate planning, and probate.....		541110-6	10.5	0.0	0.0	0.0	0.0	0.0
Business and commercial legal services.....		541110-9	8.1	-0.3	0.6	-0.6	0.4	1.0
Tax legal services.....		541110-901	16.5	0.0	-0.2	0.0	0.0	-0.1
Intellectual property legal services.....		541110-902	7.8	-1.9	1.4	-0.9	1.0	2.7
Bankruptcy and other business and commercial legal services.....		541110-903	7.7	0.0	0.4	-0.6	0.3	0.7
Offices of certified public accountants.....	541211		9.7	-0.4	1.2	0.4	-0.6	1.7
Primary services.....		541211-P	10.7	-0.1	0.9	0.4	0.1	1.9
Other accounting services.....		541211-A	9.5	-2.6	-4.6	3.6	1.6	1.0
Financial auditing.....		541211-4	13.8	0.9	3.3	-0.3	-0.5	3.8
Tax preparation and planning.....		541211-5	7.7	-0.3	0.2	0.0	0.1	0.1
Bookkeeping and compilation.....		541211-9	5.8	0.0	1.7	0.0	0.2	1.0
Other accounting services.....	541219		2.6	1.8	-0.6	-0.3	0.7	0.0
Primary services.....		541219-P	2.6	1.8	-0.6	-0.3	0.7	0.0
Other accounting services (non-CPA firms).....		541219-1	2.6	1.8	-0.6	-0.3	0.7	0.0
Architectural, engineering and related services.....	5413		3.0	0.0	0.3	0.0	0.0	0.1
Architectural services.....	54131		1.4	0.3	0.4	0.1	0.0	0.2
Architectural services.....	541310		1.4	0.3	0.4	0.1	0.0	0.2
Primary services.....		541310-P	1.6	0.3	0.5	0.1	0.0	0.2
Residential building projects.....		541310-1	0.8	0.0	0.0	0.0	0.0	0.0
Nonresidential building projects.....		541310-7	1.8	0.4	0.7	0.1	0.0	0.1
Commercial and industrial building projects.....		541310-71	1.4	0.5	0.4	0.1	0.0	0.0
Institutional building projects.....		541310-72	2.3	0.3	0.9	0.1	0.0	0.3
Other architectural services, incl. historic restoration & architectural consulting services.....		541310-8	2.5	0.2	0.0	0.0	0.0	2.3
Engineering services.....	54133		3.3	0.0	0.3	0.0	0.0	0.1
Engineering services.....	541330		3.3	0.0	0.3	0.0	0.0	0.1
Primary services.....		541330-P	3.5	0.0	0.3	0.0	0.0	0.1
Building related engineering projects.....		541330-1	2.5	0.0	0.5	0.0	0.0	0.2
Residential building engineering projects.....		541330-101	0.3	0.0	0.0	0.0	0.0	0.0
Commercial, public, and institutional building engineering projects.....		541330-102	4.1	0.0	0.7	0.0	0.0	0.0
Industrial and manufacturing plant and process engineering projects.....		541330-103	2.2	0.0	0.5	0.0	0.0	0.4
Non-building related engineering projects.....		541330-2	4.2	0.0	0.2	0.0	0.0	0.1
Transportation engineering projects.....		541330-201	2.8	0.1	0.3	0.0	0.0	0.1

See footnotes at end of table.

Table 12. Producer price index percentage changes for the net output of selected industries and their products, not seasonally adjusted — Continued
 [July 2023]

Title ¹	Industry code	Product code	Unadjusted 12-month percent change ²	Unadjusted 1-month percent change ²					
				July 2022 to July 2023 ^P	Feb. to Mar.	Mar. to Apr. ^P	Apr. to May ^P	May to June ^P	June to July ^P
Engineering services - Continued									
Highway and roadway engineering projects.....		541330-20101	2.2	0.1	0.3	0.0	0.0	0.0	
Other transportation engineering projects, including mass transit engineering projects.....		541330-20102	3.6	0.1	0.3	0.0	0.0	0.2	
Municipal utility and power generation and distribution engineering projects.....		541330-202	5.5	0.0	0.4	0.0	0.0	0.2	
All other non-building related engineering projects.....		541330-203	4.6	0.0	0.1	0.0	0.0	0.0	
Other receipts.....		541330-SM	1.0	0.1	0.1	0.0	0.0	0.0	
Management and technical consulting services.....	5416		2.8	-1.7	1.8	0.6	1.3	0.1	
Management consulting services.....	54161		2.8	-1.7	1.8	0.6	1.3	0.1	
Management consulting services.....	541610		3.1	-2.0	2.2	0.3	1.3	0.1	
Primary services.....		541610-P	3.4	-2.2	2.5	0.2	1.3	0.1	
Administrative and general management consulting services.....		541610-1	4.0	-3.8	4.1	0.0	2.1	0.0	
Marketing consulting services.....		541610-3	0.2	0.0	0.1	0.0	0.0	0.0	
Process, physical distribution and logistics consulting services.....		541610-4	6.3	0.0	0.4	1.5	-0.4	1.2	
Human resources consulting services.....		541610-5	8.0	1.8	-0.2	0.7	1.2	0.3	
Advertising agencies.....	54181		0.5	0.3	0.0	0.0	-0.1	0.0	
Advertising agencies.....	541810		0.5	0.3	0.0	0.0	-0.1	0.0	
Primary services.....		541810-P	0.5	0.2	0.0	0.0	-0.1	0.0	
Advertising agency services.....		541810-4	0.5	0.2	0.0	0.0	-0.1	0.0	
Advertising creative services billed separately.....		541810-401	0.2	0.1	0.0	0.0	-0.4	0.0	
Advertising placement services, including bundled placement and creative services.....		541810-402	0.7	0.3	0.0	0.0	0.0	0.0	
Other advertising services billed separately.....		541810-403	0.0	0.0	0.0	0.0	0.0	0.0	
Other receipts.....		541810-SM	-	0.6	0.0	-	-	-	
Employment services.....	5613		1.1	0.5	0.4	-0.1	-0.3	0.3	
Employee leasing services.....	56133		0.4	0.0	0.0	0.0	0.0	0.0	
Professional employer organizations.....	561330		0.4	0.0	0.0	0.0	0.0	0.0	
Primary services.....		561330-P	0.4	0.0	0.0	0.0	0.0	0.0	
Co-employment staffing.....		561330-1	0.4	0.0	0.0	0.0	0.0	0.0	
Staffing services (except PEOs).....	56138		1.6	1.0	0.8	-0.1	-0.5	0.5	
Staffing services (except PEOs).....	561380		1.6	1.0	0.8	-0.1	-0.5	0.5	
Primary services.....		561380-P	1.6	1.0	0.8	-0.1	-0.5	0.5	
Temporary help services.....		561380-1	1.6	1.0	0.7	-0.1	-0.5	0.5	
Temporary help services, office and clerical.....		561380-101	4.2	2.6	1.3	0.6	0.2	-0.2	
Temporary help services, light and heavy industrial.....		561380-102	4.0	-0.5	2.7	0.0	0.0	0.4	
Temporary help services, technical and professional.....		561380-103	2.8	2.3	-0.1	0.0	-1.0	0.0	
Temporary help services, medical.....		561380-104	-10.2	0.8	-2.0	-0.5	-1.9	2.2	
Temporary help services, other.....		561380-105	3.4	-0.1	-0.3	-0.7	0.3	1.1	
Employment placement services.....		561380-2	0.6	1.2	2.4	-1.0	-0.6	0.6	
Executive search services.....		561380-3	3.4	0.2	-0.7	-0.5	-0.6	0.7	
Travel agencies.....	56151		2.6	-0.2	0.5	0.1	0.3	0.4	
Travel agencies.....	561510		2.6	-0.2	0.5	0.1	0.3	0.4	
Primary services.....		561510-P	3.2	-0.3	0.8	0.2	0.5	0.7	
Flight bookings.....		561510-1	3.6	-0.1	0.5	0.0	-0.7	1.5	
Domestic flight bookings.....		561510-111	10.0	0.7	0.5	0.2	-0.1	1.2	
International flight bookings.....		561510-112	-1.0	-0.7	0.6	-0.2	-1.1	1.7	
Other travel agency services, except flight bookings.....		561510-2	2.9	-0.4	1.0	0.3	1.3	0.1	
Hotel and car rental bookings.....		561510-211	5.3	0.7	1.8	-1.2	-1.0	-1.5	
Hotel bookings.....		561510-2111	1.0	0.7	1.8	-1.2	-1.0	-1.5	
Car rental bookings.....		561510-2112	-20.1	1.2	-0.8	-1.5	-1.8	1.3	
Cruise and tour bookings.....		561510-222	7.8	-1.9	1.9	1.9	5.0	1.5	
Cruise bookings.....		561510-2221	10.5	-1.7	1.8	1.6	6.4	2.8	
Packaged tour bookings.....		561510-2222	-5.6	-2.3	2.5	3.4	-0.9	-4.2	
All other travel agency services.....		561510-233	-0.4	0.0	0.0	0.0	0.0	0.0	
Security guards and patrol services.....	561612		7.2	0.3	0.1	2.1	0.1	0.2	
Primary services.....		561612-P	7.2	0.3	0.1	2.1	0.1	0.2	
Security guard services.....		561612-1	7.2	0.3	0.1	2.1	0.1	0.2	
Janitorial services.....	56172		2.0	0.1	0.8	0.1	0.0	-0.1	
Janitorial services.....	561720		2.0	0.1	0.8	0.1	0.0	-0.1	
Primary services.....		561720-P	2.1	0.1	0.9	0.1	0.0	-0.1	

See footnotes at end of table.

Table 12. Producer price index percentage changes for the net output of selected industries and their products, not seasonally adjusted — Continued
 [July 2023]

Title ¹	Industry code	Product code	Unadjusted 12-month percent change ²	Unadjusted 1-month percent change ²				
			July 2022 to July 2023 ^P	Feb. to Mar.	Mar. to Apr. ^P	Apr. to May ^P	May to June ^P	June to July ^P
Janitorial services - Continued								
Janitorial cleaning services.....		561720-5	2.1	0.1	0.9	0.1	0.0	-0.1
Nonresidential cleaning services.....		561720-51	2.3	0.1	1.0	0.1	0.0	-0.1
Residential cleaning services.....		561720-52	0.0	0.0	0.0	0.0	0.0	0.0
Waste collection.....	5621		9.2	1.9	1.1	-0.1	-0.3	0.0
Waste collection.....	56211		9.2	1.9	1.1	-0.1	-0.3	0.0
Solid waste collection.....	562111		9.2	1.9	1.1	-0.1	-0.3	0.0
Primary services.....		562111-P	9.8	2.0	1.2	-0.2	-0.4	-0.1
Solid waste collection services.....		562111-2	9.8	2.0	1.2	-0.2	-0.4	-0.1
Offices of physicians.....	6211		0.7	0.1	0.0	0.1	0.0	0.0
Offices of physicians.....	62111		0.7	0.1	0.0	0.1	0.0	0.0
Offices of physicians, except mental health.....	621111		0.7	0.1	0.0	0.1	0.0	0.0
Primary services.....		621111-P	0.7	0.1	0.0	0.1	0.0	0.0
One and two physician practices and single specialty group practices.....		621111-4	-0.1	0.1	0.1	0.0	0.0	0.0
General/family practice.....		621111-411	2.4	-0.1	0.0	0.0	0.0	0.2
Internal medicine.....		621111-412	-2.8	0.0	0.0	0.0	0.0	0.0
General surgery and other surgical specialties.....		621111-413	-0.7	0.0	0.0	0.0	0.0	0.0
Pediatrics.....		621111-414	1.3	0.0	0.2	0.0	0.0	0.0
Obstetrics/gynecology.....		621111-415	2.7	1.5	0.0	0.0	0.0	0.0
Other specialty.....		621111-419	0.0	0.0	0.1	0.0	0.0	0.0
Multispecialty group practice.....		621111-5	2.3	0.2	-0.1	0.2	0.1	0.0
Offices of dentists.....	6212		3.0	0.1	0.0	0.0	0.0	0.0
Offices of dentists.....	62121		3.0	0.1	0.0	0.0	0.0	0.0
Offices of dentists.....	621210		3.0	0.1	0.0	0.0	0.0	0.0
Primary services.....		621210-P	3.1	0.1	0.0	0.0	0.0	0.0
Dental visits and consultations.....		621210-1	0.5	0.0	0.0	0.0	0.0	0.0
Private insurance patients: dental visits and consultations.....		621210-11	2.1	0.0	0.0	0.0	0.0	0.0
Medicare, Medicaid and all other patients: dental visits and consultations.....		621210-12	-1.9	0.0	0.0	0.0	0.0	0.0
Dental surgical intervention services.....		621210-2	0.9	0.6	0.0	0.0	0.0	0.0
Private insurance patients: dental surgical intervention services.....		621210-21	0.2	0.0	0.0	0.0	0.0	0.0
Medicare, Medicaid and all other patients: dental surgical intervention services.....		621210-22	1.8	1.5	0.0	0.0	0.0	0.0
Dental non-surgical intervention services.....		621210-3	5.6	0.0	0.0	0.0	0.0	0.0
Private insurance patients: dental non-surgical intervention services.....		621210-31	3.5	0.0	0.0	0.0	0.0	0.0
Medicare, Medicaid and all other patients: dental non-surgical intervention services.....		621210-32	8.4	0.0	0.0	0.0	0.0	0.0
Medical and diagnostic laboratories.....	6215		0.4	0.0	0.0	0.1	0.0	0.0
Medical and diagnostic laboratories.....	62151		0.4	0.0	0.0	0.1	0.0	0.0
Medical laboratories.....	621511		-0.2	0.1	0.0	0.1	0.0	0.0
Primary services.....		621511-P	-0.2	0.1	0.0	0.1	0.0	0.0
Medical laboratory services.....		621511-2	-0.2	0.1	0.0	0.1	0.0	0.0
Medicare patients.....		621511-23	2.6	0.0	0.0	0.0	0.0	0.0
Medicaid patients.....		621511-24	-0.2	0.0	0.0	0.0	0.0	0.0
Private insurance patients.....		621511-25	-0.8	0.1	0.0	0.0	-0.1	0.0
All other patients.....		621511-26	1.1	0.0	0.0	0.6	0.0	0.0
Diagnostic imaging centers.....	621512		1.5	0.0	0.0	0.0	0.0	0.0
Primary services.....		621512-P	1.5	0.0	0.0	0.0	0.0	0.0
Diagnostic imaging services.....		621512-4	1.5	0.0	0.0	0.0	0.0	0.0
Medicare and Medicaid patients.....		621512-41	0.4	0.0	0.0	0.0	0.0	0.0
Private insurance and all other patients.....		621512-42	1.8	0.0	0.0	0.0	0.0	0.0
Home health care services.....	6216		4.9	0.3	0.7	0.0	0.2	0.0
Home health care services.....	62161		4.9	0.3	0.7	0.0	0.2	0.0
Home health care services.....	621610		4.9	0.3	0.7	0.0	0.2	0.0
Primary services.....		621610-P	4.9	0.3	0.8	0.0	0.2	0.0
Medicare and Medicaid patients.....		621610-3	3.8	0.0	1.1	0.0	0.0	0.0
Medicare patients.....		621610-31	-0.1	0.0	0.0	0.0	0.0	0.0
Medicaid patients.....		621610-32	7.0	0.0	1.9	0.0	0.0	0.0
Private insurance and all other patients.....		621610-4	8.9	1.1	0.0	0.0	0.6	0.0
Private insurance patients.....		621610-41	3.3	0.1	0.0	0.0	0.0	0.0
All other patients.....		621610-42	11.6	1.3	0.0	0.0	0.7	0.0
Other receipts.....		621610-SM	4.6	0.0	0.0	0.0	0.0	0.7

See footnotes at end of table.

Table 12. Producer price index percentage changes for the net output of selected industries and their products, not seasonally adjusted — Continued
 [July 2023]

Title ¹	Industry code	Product code	Unadjusted 12-month percent change ²	Unadjusted 1-month percent change ²				
				July 2022 to July 2023 ^P	Feb. to Mar.	Mar. to Apr. ^P	Apr. to May ^P	May to June ^P
All other ambulatory health care services.....	62199		6.6	-0.4	0.1	2.1	0.0	0.7
Blood and organ banks.....	621991		6.6	-0.4	0.1	2.1	0.0	0.7
Primary services.....		621991-P	6.6	-0.4	0.1	2.2	0.0	0.7
Human blood services.....		621991-1	5.4	-0.3	-0.1	1.2	0.2	0.9
Human red blood and whole blood services.....		621991-12	4.0	0.2	0.1	0.1	0.2	1.0
Human blood plasma services.....		621991-13	7.2	-0.9	-0.2	2.6	0.2	1.1
Human blood platelet and other blood services.....		621991-14	3.6	0.4	0.1	0.0	0.1	0.3
Human organ, bone, tissue, and other bank services.....		621991-2	9.9	-0.7	0.5	4.2	-0.2	0.3
Other receipts.....		621991-SM	4.9	-0.3	-0.1	0.1	0.0	0.4
Hospitals.....	622		2.4	0.2	0.6	0.2	0.0	0.3
General medical and surgical hospitals.....	6221		2.6	0.2	0.6	0.2	0.0	0.3
General medical and surgical hospitals.....	62211		2.6	0.2	0.6	0.2	0.0	0.3
General medical and surgical hospitals.....	622110		2.6	0.2	0.6	0.2	0.0	0.3
Primary services.....		622110-P	2.7	0.2	0.6	0.2	-0.1	0.4
Certain infectious and parasitic diseases.....		622110-201	1.0	1.4	0.1	1.1	0.0	0.0
Neoplasms.....		622110-202	5.1	-0.1	0.2	0.0	-1.9	0.0
Diseases of the blood & blood-forming organs & certain disorders involving the immune mechanism.....		622110-203	10.5	0.0	0.0	0.0	0.0	0.6
Endocrine, nutritional and metabolic diseases.....		622110-204	-4.0	0.0	0.5	0.4	-0.5	-2.5
Mental and behavioural disorders.....		622110-205	-1.0	0.1	0.0	1.4	0.6	0.0
Diseases of the nervous system.....		622110-206	1.7	0.0	0.0	0.1	0.0	0.0
Diseases of the circulatory system.....		622110-209	3.6	0.2	0.1	0.0	0.1	0.5
Diseases of the respiratory system.....		622110-210	6.7	-0.2	-0.1	-0.1	-0.1	6.0
Diseases of the digestive system.....		622110-211	5.0	-0.2	0.3	0.3	-0.1	0.6
Diseases of the skin and subcutaneous tissue.....		622110-212	4.6	0.2	0.5	0.3	0.4	0.0
Diseases of the musculoskeletal system and connective tissue.....		622110-213	1.6	0.3	0.4	0.2	0.5	0.4
Diseases of the genitourinary system.....		622110-214	3.1	1.1	0.9	0.0	0.0	0.0
Pregnancy, childbirth and the puerperium.....		622110-215	4.7	0.7	0.8	0.1	1.2	-0.2
Certain conditions originating in the perinatal period.....		622110-216	6.0	0.6	0.6	0.0	2.1	-0.1
Symptoms, signs and abnormal clinical and laboratory findings, not elsewhere classified.....		622110-218	6.0	0.0	2.2	0.0	0.4	-0.1
Injury, poisoning and certain other consequences of external causes.....		622110-219	2.7	0.5	1.1	0.0	0.0	-0.1
Factors influencing health status and contact with health services.....		622110-221	-2.6	0.0	1.0	0.5	-0.8	-0.5
Other diseases.....		622110-223	3.5	0.0	2.0	0.0	0.4	-0.2
Psychiatric and substance abuse hospitals.....	6222		3.0	0.0	0.1	1.9	0.0	0.3
Psychiatric and substance abuse hospitals.....	62221		3.0	0.0	0.1	1.9	0.0	0.3
Psychiatric and substance abuse hospitals.....	622210		3.0	0.0	0.1	1.9	0.0	0.3
Primary services.....		622210-P	3.0	0.0	0.1	1.9	0.0	0.3
Psychiatric hospitals.....		622210-3	3.6	0.0	0.1	2.5	0.0	0.4
Medicare patients: psychiatric hospitals.....		622210-31	2.0	0.0	0.0	0.2	0.0	0.4
Medicaid patients: psychiatric hospitals.....		622210-32	6.9	0.0	0.0	5.7	0.0	0.1
Private insurance and all other patients: psychiatric hospitals.....		622210-33	2.5	0.0	0.1	1.6	0.0	0.5
Other specialty hospitals.....	6223		-2.0	-0.2	1.1	0.0	0.6	0.0
Other specialty hospitals.....	62231		-2.0	-0.2	1.1	0.0	0.6	0.0
Other specialty hospitals.....	622310		-2.0	-0.2	1.1	0.0	0.6	0.0
Primary services.....		622310-P	-2.3	-0.2	0.3	0.0	0.6	0.0
Specialty, except psychiatric and substance abuse, hospitals.....		622310-6	-2.3	-0.2	0.3	0.0	0.6	0.0
Medicare patients.....		622310-61	0.1	0.3	0.0	0.1	0.0	0.0
Medicaid patients.....		622310-62	2.1	-0.2	-0.2	-0.6	0.1	0.0
Private insurance and all other patients.....		622310-63	-4.1	-0.4	0.7	0.0	1.1	0.0
Nursing care facilities.....	6231		5.5	0.3	0.0	-0.1	-0.1	0.8
Nursing care facilities.....	62311		5.5	0.3	0.0	-0.1	-0.1	0.8
Nursing care facilities.....	623110		5.5	0.3	0.0	-0.1	-0.1	0.8
Primary services.....		623110-P	5.7	0.4	0.0	-0.1	-0.1	0.8
Medicare and Medicaid patients.....		623110-1	4.5	0.0	-0.3	-0.1	-0.2	0.6
Medicaid patients.....		623110-101	5.7	-0.1	-0.4	-0.2	-0.3	1.0
Medicare patients.....		623110-102	2.6	0.0	0.0	0.0	0.0	0.0
Private insurance and all other patients.....		623110-3	7.1	0.9	0.3	0.0	-0.1	1.0
Private insurance patients.....		623110-301	0.0	0.0	0.0	0.0	0.0	0.0
All other patients.....		623110-302	8.6	1.1	0.4	0.1	-0.1	1.2
Residential developmental disability homes.....	62321		5.5	0.3	0.0	0.1	0.0	1.3

See footnotes at end of table.

Table 12. Producer price index percentage changes for the net output of selected industries and their products, not seasonally adjusted — Continued
 [July 2023]

Title ¹	Industry code	Product code	Unadjusted 12-month percent change ²	Unadjusted 1-month percent change ²				
			July 2022 to July 2023 ^P	Feb. to Mar.	Mar. to Apr. ^P	Apr. to May ^P	May to June ^P	June to July ^P
Residential developmental disability homes.....	623210		5.5	0.3	-0.1	0.1	0.0	1.3
Primary services.....		623210-P	6.3	0.3	-0.1	0.1	0.0	1.4
Residential intellectual and developmental disability services.....		623210-1	6.3	0.3	-0.1	0.1	0.0	1.4
Medicaid patients.....		623210-11	2.2	0.4	-0.1	0.2	0.0	0.7
Non-Medicaid patients.....		623210-12	24.7	0.0	0.0	0.0	0.0	4.4
Amusement and theme parks.....	7131		5.6	1.1	0.7	-1.6	-0.4	1.0
Amusement and theme parks.....	71311		5.6	1.1	0.7	-1.6	-0.4	1.0
Amusement and theme parks.....	713110		5.6	1.1	0.7	-1.6	-0.4	1.0
Primary services.....		713110-P	5.9	1.2	0.3	-1.8	-0.4	1.0
Amusement and theme park admissions.....		713110-1	7.7	1.4	0.6	-2.6	-0.9	1.5
Amusement and theme park food and beverage sales.....		713110-2	6.6	0.8	0.3	-0.1	0.9	-0.5
Amusement and theme park merchandise sales, games, and other services.....		713110-3	-13.7	-0.1	-4.3	0.4	0.1	2.1
Other receipts.....		713110-SM	5.5	-0.2	6.7	1.6	-0.6	0.3
Golf courses and country clubs.....	71391		6.8	0.3	0.0	-2.5	0.3	0.4
Golf courses and country clubs.....	713910		6.8	0.3	0.0	-2.5	0.3	0.4
Primary services.....		713910-P	6.8	0.2	0.0	-2.6	0.3	0.4
Membership dues and fees.....		713910-1	9.5	0.1	0.3	0.0	0.8	0.6
Greens and guest fees.....		713910-2	-1.4	0.4	-0.1	-12.4	-0.7	0.1
Food and beverage sales.....		713910-3	8.5	0.0	-0.3	0.3	0.0	0.0
Equipment rentals and all other golf services.....		713910-4	3.8	0.0	0.0	4.3	0.0	0.0
Fitness and recreational sports centers.....	71394		4.0	-0.2	0.0	0.0	-0.1	0.0
Fitness and recreational sports centers.....	713940		4.0	-0.2	0.0	0.0	-0.1	0.0
Primary services.....		713940-P	3.8	-0.2	0.0	0.0	-0.1	0.0
Fitness and recreational facility memberships.....		713940-1	3.5	-0.3	0.0	0.0	0.0	0.0
Recreational facility admissions, classes, and other fitness center services.....		713940-2	4.5	0.0	0.0	0.0	-0.2	0.0
Other receipts.....		713940-SM	4.3	0.0	0.0	-0.1	0.0	0.0
Accommodation.....	721		1.7	5.8	-0.8	-1.7	4.6	0.1
Accommodation.....	7211		1.7	5.8	-0.8	-1.7	4.6	0.1
Hotels (exc casino hotels) and motels.....	72111		1.7	6.7	-0.2	-2.5	5.8	0.3
Hotels and motels, except casino hotels.....	721110		1.7	6.7	-0.2	-2.5	5.8	0.3
Primary services.....		721110-P	1.7	6.8	-0.3	-2.5	5.8	0.3
Guestroom rental.....		721110-1	1.3	8.5	-0.2	-3.1	7.2	0.4
Limited service hotels and motels guestroom rental.....		721110-101	0.9	7.2	-5.7	5.1	-1.2	1.6
Full service hotels and motels guestroom rental.....		721110-102	2.7	8.4	4.0	0.9	9.6	-3.7
Luxury and resort hotels guestroom rental.....		721110-103	-0.4	9.3	-2.0	-12.0	8.9	5.2
Hotel and motel food and beverage and related services.....		721110-2	2.3	0.1	-0.5	0.1	-0.2	0.3
Hotel and motel food and nonalcoholic beverage and related services.....		721110-201	2.7	0.0	-0.7	0.1	-0.3	0.4
Hotel and motel alcoholic beverage and related services.....		721110-202	0.8	0.3	0.3	0.3	0.1	0.0
Other hotel and motel services.....		721110-5	3.0	0.0	-0.8	-0.2	1.1	-0.8
Other receipts.....		721110-SM1	1.4	-1.7	3.9	1.8	5.7	-1.6
Casino hotels.....	72112		1.3	3.0	-2.5	0.5	1.0	-0.4
Casino hotels.....	721120		1.3	3.0	-2.5	0.5	1.0	-0.4
Primary services.....		721120-P	1.4	3.0	-2.6	0.5	1.0	-0.4
Casino hotel guestroom rental.....		721120-1	5.9	15.5	-9.3	2.1	5.4	-0.1
Casino hotel food and beverage and related services.....		721120-2	6.3	0.6	1.7	-0.1	0.3	1.6
Casino hotel food and nonalcoholic beverage and related services.....		721120-201	5.9	0.0	1.0	0.3	0.4	2.4
Casino hotel alcoholic beverage and related services.....		721120-202	7.2	2.1	3.2	-0.9	0.0	-0.1
Casino gaming receipts.....		721120-5	-1.3	0.4	-1.7	0.2	0.0	-1.0
Other casino hotel services.....		721120-6	2.5	0.0	0.0	0.0	0.0	0.0
Other receipts.....		721120-SM1	-9.5	0.6	0.5	0.6	1.4	-2.3
Commercial machinery repair and maintenance.....	8113		11.1	2.0	0.8	0.1	0.0	1.1
Commercial machinery repair and maintenance.....	81131		11.1	2.0	0.8	0.1	0.0	1.1
Commercial machinery repair and maintenance.....	811310		11.1	2.0	0.8	0.1	0.0	1.1
Primary services.....		811310-P	9.5	2.1	0.7	0.1	0.0	1.2
Maintenance and repair services for agricultural, construction, and mining machinery.....		811310-5	15.8	0.3	2.7	0.0	0.0	0.0
Maintenance and repair services for commercial and service industry machinery.....		811310-6	9.8	0.0	0.0	0.0	0.0	4.8
Maintenance and repair services for industrial machinery.....		811310-7	6.8	4.9	0.0	0.0	0.0	0.0
Maintenance and repair services for general purpose machinery.....		811310-8	4.8	1.3	0.0	0.6	0.0	0.0
Special indexes								

See footnotes at end of table.

Table 12. Producer price index percentage changes for the net output of selected industries and their products, not seasonally adjusted — Continued
 [July 2023]

Title ¹	Industry code	Product code	Unadjusted 12-month percent change ²	Unadjusted 1-month percent change ²				
				July 2022 to July 2023 ^p	Feb. to Mar.	Mar. to Apr. ^p	Apr. to May ^p	May to June ^p
New nonresidential building construction by contractor type/region.....	236400		4.2	0.1	-0.1	0.1	0.0	-1.3
General contractors.....		236400-1	4.3	0.1	0.1	0.1	0.1	-0.9
General contractors, Northeast.....		236400-11	3.8	0.5	0.6	-0.1	0.0	-0.7
General contractors, South.....		236400-12	4.7	0.0	-0.7	0.0	0.2	-0.2
General contractors, Midwest.....		236400-13	2.3	0.2	-0.4	0.0	-0.1	-0.4
General contractors, West.....		236400-14	5.6	0.0	1.2	0.3	0.1	-2.1
Plumbing, heating, and air conditioning contractors.....		236400-221	8.4	0.4	0.2	0.0	0.3	0.5
Plumbing, heating, and air conditioning contractors, Northeast.....		236400-2211	7.8	0.6	0.4	-0.1	0.3	0.1
Plumbing, heating, and air conditioning contractors, South.....		236400-2212	11.8	0.4	-0.2	0.3	0.0	1.5
Plumbing, heating, and air conditioning contractors, Midwest.....		236400-2213	8.0	0.5	0.0	-0.4	0.0	0.1
Plumbing, heating, and air conditioning contractors, West.....		236400-2214	4.4	0.2	0.8	-0.1	0.8	-0.1
Electrical contractors.....		236400-222	6.0	0.1	-4.1	0.1	-0.3	-2.0
Electrical contractors, Northeast.....		236400-2221	7.6	0.3	-3.1	-0.2	0.3	-2.3
Electrical contractors, South.....		236400-2222	8.0	0.1	-3.9	0.6	-0.8	-1.8
Electrical contractors, Midwest.....		236400-2223	2.3	0.1	-5.5	0.0	0.0	-2.2
Electrical contractors, West.....		236400-2224	5.0	-0.2	-4.2	-0.2	-0.3	-2.0
Roofing contractors.....		236400-223	11.1	-0.2	4.6	0.0	0.3	-0.5
Roofing contractors, Northeast.....		236400-2231	7.0	0.1	1.7	0.0	0.0	-1.2
Roofing contractors, South.....		236400-2232	12.4	-0.6	3.0	0.0	-0.1	1.5
Roofing contractors, Midwest.....		236400-2233	11.7	0.0	6.9	0.1	0.6	-1.4
Roofing contractors, West.....		236400-2234	10.4	0.1	5.5	0.0	0.4	-1.5
Poured concrete foundation and structure contractors.....		236400-224	-1.8	0.1	-0.5	-0.3	0.1	-2.9
Poured concrete foundation and structure contractors, Northeast.....		236400-2241	-1.9	0.0	-0.9	-0.4	0.0	-2.0
Poured concrete foundation and structure contractors, South.....		236400-2242	-3.8	0.2	0.6	-0.3	0.0	-4.1
Poured concrete foundation and structure contractors, Midwest.....		236400-2243	-2.3	0.0	-3.3	-0.1	0.3	-1.3
Poured concrete foundation and structure contractors, West.....		236400-2244	1.7	0.0	0.5	-0.3	0.0	-2.8
New nonresidential building construction by region.....	236500		4.2	0.1	-0.2	0.1	0.0	-1.4
New nonresidential building construction, Northeast.....		236500-1	5.0	0.5	0.5	0.0	0.1	-1.3
New nonresidential building construction, South.....		236500-2	4.7	0.1	-0.6	0.1	-0.1	-1.2
New nonresidential building construction, Midwest.....		236500-3	2.2	0.2	-1.1	-0.1	0.0	-0.9
New nonresidential building construction, West.....		236500-4	4.3	0.0	0.4	0.1	0.1	-2.0
Nonresidential building maintenance & repair.....	2381MR		4.4	0.4	0.1	1.4	0.1	0.3
General medical and surgical hospitals by patient type.....	62211A							
Medicare patients.....		62211A-2	2.6	-0.1	0.2	0.1	-0.3	0.0
Medicaid patients.....		62211A-4	2.3	0.0	0.0	0.0	0.0	2.0
Private insurance and all other patients.....		62211A-6	3.3	0.4	1.0	0.4	0.1	0.3
Private insurance patients.....		62211A-61	3.7	0.4	1.1	0.3	0.1	0.3
All other patients.....		62211A-62	1.7	0.5	0.7	1.6	0.0	0.5
Premiums for property and casualty insurance ³	924126		4.9	0.2	0.2	0.3	1.7	0.1
Primary services.....		924126-P	4.9	0.2	0.2	0.3	1.7	0.1
Premiums for private passenger auto insurance.....		924126-1	9.1	0.1	0.3	0.6	3.5	0.1
Premiums for homeowner's insurance.....		924126-2	1.9	0.7	0.3	0.2	0.1	0.1
Premiums for commercial auto insurance.....		924126-3	0.6	-0.4	0.1	0.1	0.4	0.1
Premiums for non-auto liability insurance.....		924126-4	0.8	0.1	0.0	0.0	0.0	0.2
Premiums for medical malpractice insurance.....		924126-402	0.5	0.0	0.0	0.0	0.0	0.0
Premiums for product and other non-auto liability insurance.....		924126-403	0.9	0.2	0.0	0.0	0.0	0.2
Premiums for commercial multiple peril insurance.....		924126-5	3.9	0.3	0.0	0.0	0.0	0.0
Premiums for worker's compensation insurance.....		924126-6	-1.6	0.3	0.0	0.0	0.1	0.0
Premiums for other property and casualty insurance.....		924126-7	1.3	0.1	0.2	0.1	0.0	0.0

¹ Industry and product class indexes may include products not shown separately.

² All indexes are subject to revision for 4 months after their originally scheduled publication to incorporate late reports and corrections by survey respondents.

³ The special index for 924126, in which prices reflect premiums only, contrasts with the index shown elsewhere in this table for NAICS 524126, where prices reflect premiums plus the amount of investment income earned on the invested portion of the premium.

^p Preliminary

"-" Data not available.

n.e.c. = Not elsewhere classified.

NOTE: Titles of some industries and products are not shown in this table because they fail to meet our publication criteria.

Table 13. Producer price indexes and percentage changes for special commodity groupings, not seasonally adjusted

[July 2023, Index base 1982=100, unless otherwise indicated]

Title	Other index base	Commodity code		Unadjusted index ¹					Unadjusted 1-month percent change ¹	Unadjusted 12-month percent change ¹
		Group code	Item code	Mar. 2023	Apr. 2023 ^p	May 2023 ^p	June 2023 ^p	July 2023 ^p	June to July ^p	July 2022 to July 2023 ^p
All commodities except farm products.....		SI	006111	258.056	257.636	255.141	255.117	254.878	-0.1	-6.8
Industrial commodities less fuels.....		ILF	T15M05	258.065	258.600	258.711	257.802	256.587	-0.5	-1.1
Construction materials.....		SI	012011	331.729	333.549	338.154	337.953	331.786	-1.8	-4.3
Chemicals and allied products, including synthetic rubber and synthetic fibers and yarns.....		SI	020011	347.536	348.114	345.251	342.428	338.713	-1.1	-7.6
Lumber and plywood.....		SI	004011	268.156	265.753	265.379	262.561	266.843	1.6	-16.8
Foods										
All foods.....		SI	013011	265.175	263.851	259.781	260.541	260.263	-0.1	-2.6
Apples.....	06/08	SI	01102A	155.414	150.740	145.388	148.548	152.042	2.4	34.3
Berries.....	06/08	SI	01102B	131.098	155.679	140.467	127.636	85.597	-32.9	-23.6
Processed foods.....		SI	095011	263.216	262.282	263.225	263.021	263.067	0.0	-1.4
Textiles										
Selected textile mill products.....		SI	134011	198.591	199.005	198.648	198.113	197.440	-0.3	0.3
Hosiery.....		SI	092011	183.864	183.883	183.937	183.937	183.937	0.0	-0.1
Underwear and nightwear.....		SI	094011	158.769	158.769	159.706	159.706	159.706	0.0	0.6
Metals										
Steel mill products, including fabricated wire products.....		SI	STEEL1	321.643	332.542	349.165	347.585	322.242	-7.3	-20.5
Finished steel mill products, excluding fabricated wire products.....		SI	STEEL2	307.803	319.685	339.274	338.000	308.929	-8.6	-22.2
Finished steel mill products, including fabricated wire products.....		SI	STEEL3	312.345	323.519	341.791	340.392	312.683	-8.1	-21.6
Special metals and metal products.....		SI	018011	245.020	246.146	246.966	245.236	242.085	-1.3	-3.1
Fabricated metal products.....		SI	017011	283.634	284.730	284.372	284.650	284.120	-0.2	0.3
Copper and copper products.....		SI	019011	532.151	526.113	510.258	511.226	506.123	-1.0	5.8
Machinery										
Machinery and motive products.....		SI	093011	185.836	186.301	186.581	186.723	187.189	0.2	3.9
Machinery and equipment, except electrical.....		SI	089011	207.154	208.299	209.020	209.119	209.602	0.2	5.9
Agricultural machinery, including tractors.....		SI	024011	327.686	328.978	329.476	330.222	331.136	0.3	4.8
Metalworking machinery.....		SI	021011	243.032	243.089	247.697	247.251	247.822	0.2	7.7
Total tractors.....		SI	023011	287.770	287.795	288.107	288.112	293.503	1.9	9.8
Agriculture machinery and equipment, less parts.....		SI	021012	323.106	324.381	324.871	325.607	326.508	0.3	4.8
Agricultural machinery, excluding tractors.....		SI	024012	338.797	340.093	340.700	341.147	342.047	0.3	4.5
Medical										
Pharmaceutical preparations for human and veterinary use.....		SI	070011	860.532	861.093	860.348	860.039	861.542	0.2	2.6
Pharmaceuticals for human use, prescription.....	06/01	SI	07003	316.572	316.440	315.459	315.459	316.233	0.2	2.4
Pharmaceuticals for human use, non-prescription.....	06/01	SI	07006	141.716	141.881	141.881	141.881	142.355	0.3	1.6
Health care services, Medicare patients.....	06/14	SI	HCARE1	113.874	113.820	113.891	113.795	113.790	0.0	1.3
Health care services, Medicaid patients.....	06/14	SI	HCARE2	117.077	117.275	117.451	117.459	118.345	0.8	3.8
Health care services, private insurance patients.....	06/14	SI	HCARE3	123.657	124.381	124.507	124.587	124.719	0.1	2.6
Health care services, all other patients.....	06/14	SI	HCARE4	127.361	127.454	127.823	127.897	128.372	0.4	3.9

¹ All indexes are subject to revision for 4 months after their originally scheduled publication to incorporate late reports and corrections by survey respondents.

p Preliminary

NOTE: See next page for content of indexes on this table.

Table 13 commodity groupings include the following items:

All commodities except farm products: 02 through 15

Industrial commodities less fuels: 03, 04, and 06 through 15

Construction materials: 062101, 0721, 081105, 081106, 081107, 081203, 081204, 082, 0831, 0835, 086, 092, 101502, 101703, 101704, 10250162, 104101, 105, 106, 1071, 107301, 1074051, 107411, 10830225, 1142, 1147, 11490205, 11710143, 11710144, 11710147, 11710216, 11710217, 123101, 1232, 131108, 1321, 1322, 133, 134, 1361, 1362, 137, 1392, 1394, and 139501

Chemicals and allied products, including synthetic rubber and synthetic fibers: 031, 06 less 064, and 071102

Lumber and plywood: 081 and 083

All foods: 011, 017, and 02 less 0261, 0262, and 029

Apples: 01110208, 01110209, 01110211, 01110215, 01110216, 01110220, 01110229, 01110230

Berries: 01110222, 01110224, 01110225, 01110226, 01110227

Processed foods: 02 less 0261, 0262, and 029

Selected textile mill products: 0327, 03370104, 034, 038108083, 03820312, 038303214, 038303216, and 1231

Hosiery: 03810831

Underwear and nightwear: 03810647, 03810761, 038308083

Steel mill products, including fabricated wire products: 1017 and 1088

Finished steel mill products, excluding fabricated wire products: 101703, 101704, 101705, 101706, 101706, 101707, and 101708

Finished steel mill products, including fabricated wire products: 101703, 101704, 101705, 101706, 101706, 101707, 101708, and 1088

Special metals and metal products: 10, 111, and 141

Fabricated metal products: 103 through 108

Copper and copper products: 10210201, 10220131, 102301, 102403, 102502, 10260314, and 102807013

Machinery and motive products: 11 and 14

Machinery and equipment except electrical: 111, 112, 113, 114, 115, 116, 118, and 119

Agriculture machinery, including tractors: 1114 less 111409

Metalworking machinery: 113A, 1132, 113304, 1137, and 1138

Total tractors: 111410 and 112A less 112A03

Agricultural machinery and equipment, less parts (old commodity code 111): 111 less 111409

Agricultural machinery, excluding tractors (old commodity code 1112): 1114 less 111403

Pharmaceutical preparations for human and veterinary use: 0634 and 0638

Pharmaceuticals for human use, prescription: prescription pharmaceutical price quotes from 0638

Pharmaceuticals for human use, non-prescription: non-prescription pharmaceutical price quotes from 0638

Health care services, Medicare patients: Medicare price quotes from 511 and 512

Health care services, Medicaid patients: Medicaid price quotes from 511 and 512

Health care services, private insurance patients: Private insurance price quotes from 511 and 512

Health care services, all other patients: Price quotes from 511 and 512, less Medicare, Medicaid, and private insurance

Note: Weights for the above components are those used for the comprehensive All commodities index.

Table 14. Producer price indexes and percentage changes for net inputs to industries, excluding capital investment, labor, and imports; not seasonally adjusted
 [July 2023, Index base December 2014=100, unless otherwise indicated]

Title	Other index base	Commodity code		Unadjusted index ¹					Unadjusted 1-month percent change ¹	Unadjusted 12-month percent change ¹
		Group code	Item code	Mar. 2023	Apr. 2023 ^P	May 2023 ^P	June 2023 ^P	July 2023 ^P	June to July ^P	July 2022 to July 2023 ^P
Construction										
Inputs to construction industries, excluding capital investment, labor, and imports.....		IP	230000	148.823	149.160	148.087	148.166	148.680	0.3	-3.2
Inputs to construction industries, goods.....	06/86	IP	2300001	318.729	319.371	317.876	317.715	317.561	0.0	-3.1
Inputs to construction industries, energy.....		IP	23000012	144.591	147.132	139.388	138.637	136.061	-1.9	-29.0
Inputs to construction industries, goods less foods and energy....		IP	23000013	151.123	151.171	151.266	151.268	151.481	0.1	0.9
Inputs to construction industries, services.....		IP	2300002	146.325	146.729	144.936	145.314	146.965	1.1	-3.5
Inputs to construction industries, trade services ²		IP	23000021	154.277	155.819	152.327	153.268	156.607	2.2	-5.4
Inputs to construction industries, transportation and warehousing services.....		IP	23000022	136.033	131.999	131.344	130.447	130.201	-0.2	-12.4
Inputs to construction industries, services less trade, transportation, and warehousing.....		IP	23000023	131.074	131.970	131.919	132.106	132.317	0.2	7.5
New construction										
Inputs to new construction, excluding capital investment, labor, and imports.....		IP	231000	149.610	150.007	148.932	149.010	149.472	0.3	-2.9
Inputs to new construction, goods.....	06/86	IP	2310001	319.244	320.036	318.590	318.489	318.304	-0.1	-2.7
Inputs to new construction, energy.....		IP	23100012	144.330	146.751	138.611	138.148	135.452	-2.0	-28.3
Inputs to new construction, goods less foods and energy.....		IP	23100013	151.984	152.138	152.257	152.254	152.448	0.1	1.0
Inputs to new construction, services.....		IP	2310002	146.671	147.110	145.275	145.596	147.116	1.0	-3.3
Inputs to new construction, trade services ²		IP	23100021	155.431	157.156	153.314	154.188	157.425	2.1	-5.3
Inputs to new construction, transportation and warehousing services.....		IP	23100022	136.033	131.999	131.344	130.447	130.201	-0.2	-12.4
Inputs to new construction, services less trade, transportation, and warehousing.....		IP	23100023	130.976	131.860	131.842	132.031	132.267	0.2	7.2
Inputs to residential construction industries, excluding capital investment, labor, and imports.....		IP	231100	146.121	146.200	145.279	145.522	146.377	0.6	-3.4
Inputs to residential construction industries, goods.....	06/86	IP	2311001	311.605	311.496	310.477	310.280	310.368	0.0	-2.2
Inputs to residential construction industries, energy.....		IP	23110012	136.190	138.261	131.563	131.716	129.470	-1.7	-27.2
Inputs to residential construction industries, goods less foods and energy.....		IP	23110013	150.019	149.758	149.882	149.763	150.032	0.2	0.8
Inputs to residential construction industries, services.....		IP	2311002	143.351	143.629	142.044	142.796	144.878	1.5	-4.8
Inputs to residential construction industries, trade services ²		IP	23110021	148.049	148.960	146.335	147.773	151.418	2.5	-6.3
Inputs to residential construction industries, transportation and warehousing services.....		IP	23110022	136.033	131.999	131.344	130.447	130.201	-0.2	-12.4
Inputs to residential construction industries, services less trade, transportation, and warehousing.....		IP	23110023	133.455	134.425	134.379	134.549	134.683	0.1	7.0
Inputs to single family residential construction, excluding capital investment, labor, and imports.....		IP	231110	144.918	144.853	143.965	144.230	145.084	0.6	-3.5
Inputs to single family residential construction, goods.....		IP	2311101	145.993	145.773	145.432	145.333	145.396	0.0	-2.0
Inputs to single family residential construction, energy.....		IP	23111012	139.735	141.704	135.122	135.704	133.488	-1.6	-26.3
Inputs to single family residential construction, goods less foods and energy.....		IP	23111013	149.769	149.384	149.490	149.339	149.569	0.2	0.2
Inputs to single family residential construction, services.....		IP	2311102	143.325	143.487	141.801	142.594	144.595	1.4	-4.9
Inputs to single family residential construction, trade services ²		IP	23111021	148.087	148.801	146.219	147.607	150.930	2.3	-6.0
Inputs to single family residential construction, transportation and warehousing services.....		IP	23111022	136.033	131.999	131.344	130.447	130.201	-0.2	-12.4
Inputs to single family residential construction, services less trade, transportation, and warehousing.....		IP	23111023	136.107	137.190	137.081	137.340	137.353	0.0	8.0
Inputs to multifamily residential construction, excluding capital investment, labor, and imports.....		IP	231120	146.703	147.108	146.531	146.917	147.834	0.6	-3.2
Inputs to multifamily residential construction, goods.....		IP	2311201	149.558	150.086	150.205	150.191	150.151	0.0	-1.0
Inputs to multifamily residential construction, energy.....		IP	23112012	142.814	144.765	137.883	137.874	135.231	-1.9	-26.6
Inputs to multifamily residential construction, goods less foods and energy.....		IP	23112013	152.516	152.935	153.633	153.619	153.793	0.1	1.7
Inputs to multifamily residential construction, services.....		IP	2311202	143.388	143.620	142.052	143.004	145.276	1.6	-5.5
Inputs to multifamily residential construction, trade services ²		IP	23112021	147.585	148.387	145.728	147.533	151.598	2.8	-7.2
Inputs to multifamily residential construction, transportation and warehousing services.....		IP	23112022	136.033	131.999	131.344	130.447	130.201	-0.2	-12.4
Inputs to multifamily residential construction, services less trade, transportation, and warehousing.....		IP	23112023	127.079	128.120	128.066	128.297	128.481	0.1	7.1
Inputs to other residential construction, excluding capital investment, labor, and imports.....		IP	231130	145.036	145.191	144.287	144.520	145.335	0.6	-3.3
Inputs to other residential construction, goods.....		IP	2311301	146.588	146.613	146.093	146.018	146.050	0.0	-2.3
Inputs to other residential construction, energy.....		IP	23113012	136.826	138.966	132.128	132.125	129.836	-1.7	-27.5
Inputs to other residential construction, goods less foods and energy.....		IP	23113013	147.692	147.487	147.655	147.572	147.860	0.2	1.2
Inputs to other residential construction, services.....		IP	2311302	142.940	143.291	141.808	142.502	144.492	1.4	-4.3
Inputs to other residential construction, trade services ²		IP	23113021	148.698	149.735	147.083	148.515	152.242	2.5	-6.2

See footnotes at end of table.

Table 14. Producer price indexes and percentage changes for net inputs to industries, excluding capital investment, labor, and imports; not seasonally adjusted — Continued
 [July 2023, Index base December 2014=100, unless otherwise indicated]

Title	Other index base	Commodity code		Unadjusted index ¹					Unadjusted 1-month percent change ¹	Unadjusted 12-month percent change ¹	
		Group code	Item code	Mar. 2023	Apr. 2023 ^P	May 2023 ^P	June 2023 ^P	July 2023 ^P	June to July ^P	July 2022 to July 2023 ^P	
Inputs to other residential construction, transportation and warehousing services.....		IP	23113022	136.033	131.999	131.344	130.447	130.201	-0.2	-12.4	
Inputs to other residential construction, services less trade, transportation, and warehousing.....		IP	23113023	124.202	125.002	124.975	125.097	125.231	0.1	6.5	
Inputs to nonresidential construction, excluding capital investment, labor, and imports.....	06/10	IP	231200	149.781	150.385	149.294	149.274	149.528	0.2	-2.3	
Inputs to nonresidential construction, goods.....		IP	2312001	160.808	161.432	160.733	160.721	160.619	-0.1	-2.7	
Inputs to nonresidential construction, energy.....		IP	23120012	144.238	146.784	139.038	138.259	135.683	-1.9	-29.1	
Inputs to nonresidential construction, goods less foods and energy.....		IP	23120013	151.786	152.153	152.290	152.366	152.549	0.1	1.2	
Inputs to nonresidential construction, services.....		IP	2312002	148.170	148.817	146.745	146.705	147.734	0.7	-1.5	
Inputs to nonresidential construction, trade services ²		IP	23120021	165.752	168.445	163.205	163.352	165.881	1.5	-3.6	
Inputs to nonresidential construction, transportation and warehousing services.....		IP	23120022	136.033	131.999	131.344	130.447	130.201	-0.2	-12.4	
Inputs to nonresidential construction, services less trade, transportation, and warehousing.....		IP	23120023	124.510	125.390	125.297	125.444	125.722	0.2	7.3	
Inputs to commercial and healthcare structures, excluding capital investment, labor, and imports.....		06/10	IP	231210	151.775	152.260	151.272	151.288	151.420	0.1	-1.4
Inputs to commercial and healthcare structures, goods.....			IP	2312101	163.887	164.462	163.945	164.038	163.974	0.0	-1.3
Inputs to commercial and healthcare structures, energy.....	IP		23121012	140.936	143.020	136.199	136.523	134.232	-1.7	-26.9	
Inputs to commercial and healthcare structures, goods less foods and energy.....	IP		23121013	153.647	154.070	154.048	154.118	154.221	0.1	0.9	
Inputs to commercial and healthcare structures, services.....	IP		2312102	150.496	150.856	148.527	148.359	148.986	0.4	-1.6	
Inputs to commercial and healthcare structures, trade services ²	IP		23121021	171.735	174.119	167.808	167.580	169.325	1.0	-3.4	
Inputs to commercial and healthcare structures, transportation and warehousing services.....	IP		23121022	136.033	131.999	131.344	130.447	130.201	-0.2	-12.4	
Inputs to commercial and healthcare structures, services less trade, transportation, and warehousing.....	IP		23121023	125.351	126.269	126.258	126.486	126.619	0.1	8.0	
Inputs to commercial structures, excluding capital investment, labor, and imports.....	06/10		IP	231211	152.397	152.899	151.859	151.872	151.993	0.1	-1.3
Inputs to commercial structures, goods.....			IP	2312111	151.184	151.703	151.182	151.301	151.238	0.0	-1.4
Inputs to commercial structures, energy.....		IP	23121112	141.054	143.176	136.282	136.499	134.186	-1.7	-27.0	
Inputs to commercial structures, goods less foods and energy.....		IP	23121113	154.019	154.428	154.365	154.478	154.579	0.1	0.9	
Inputs to commercial structures, services.....		IP	2312112	151.785	152.231	149.829	149.564	150.164	0.4	-1.1	
Inputs to commercial structures, trade services ²		IP	23121121	174.052	176.626	169.901	169.370	171.067	1.0	-2.9	
Inputs to commercial structures, transportation and warehousing services.....		IP	23121122	136.033	131.999	131.344	130.447	130.201	-0.2	-12.4	
Inputs to commercial structures, services less trade, transportation, and warehousing.....		IP	23121123	128.847	129.760	129.756	129.974	130.110	0.1	7.6	
Inputs to healthcare structures, excluding capital investment, labor, and imports.....		06/10	IP	231212	151.215	151.587	150.686	150.720	150.919	0.1	-1.6
Inputs to healthcare structures, goods.....			IP	2312121	150.446	150.856	150.451	150.498	150.472	0.0	-1.4
Inputs to healthcare structures, energy.....	IP		23121212	140.781	142.782	136.119	136.650	134.407	-1.6	-26.4	
Inputs to healthcare structures, goods less foods and energy.....	IP		23121213	153.142	153.441	153.488	153.500	153.637	0.1	0.9	
Inputs to healthcare structures, services.....	IP		2312122	149.788	150.056	147.927	147.928	148.682	0.5	-2.2	
Inputs to healthcare structures, trade services ²	IP		23121221	166.665	168.741	163.408	163.708	165.691	1.2	-4.1	
Inputs to healthcare structures, transportation and warehousing services.....	IP		23121222	136.033	131.999	131.344	130.447	130.201	-0.2	-12.4	
Inputs to healthcare structures, services less trade, transportation, and warehousing.....	IP		23121223	126.650	127.644	127.559	127.764	127.926	0.1	8.1	
Inputs to industrial structures, excluding capital investment, labor, and imports.....	06/10		IP	231220	149.810	150.507	149.509	149.326	149.605	0.2	-0.6
Inputs to industrial structures, goods.....			IP	2312201	156.136	156.930	156.645	156.690	156.685	0.0	-0.5
Inputs to industrial structures, energy.....		IP	23122012	142.779	145.132	137.773	137.438	134.981	-1.8	-28.2	
Inputs to industrial structures, goods less foods and energy.....		IP	23122013	147.388	147.985	148.381	148.459	148.685	0.2	2.9	
Inputs to industrial structures, services.....		IP	2312202	152.743	153.303	150.593	149.889	150.825	0.6	-1.1	
Inputs to industrial structures, trade services ²		IP	23122021	175.961	179.085	171.159	169.562	171.759	1.3	-2.0	
Inputs to industrial structures, transportation and warehousing services.....		IP	23122022	136.033	131.999	131.344	130.447	130.201	-0.2	-12.4	
Inputs to industrial structures, services less trade, transportation, and warehousing.....		IP	23122023	125.382	126.016	126.041	126.057	126.511	0.4	6.3	
Inputs to other nonresidential construction, excluding capital investment, labor, and imports.....		06/10	IP	231230	148.990	149.508	148.349	148.368	148.657	0.2	-2.7
Inputs to other nonresidential construction, goods.....			IP	2312301	159.541	159.993	159.130	159.131	159.020	-0.1	-3.2
Inputs to other nonresidential construction, energy.....	IP		23123012	142.982	143.658	135.835	135.298	132.977	-1.7	-28.3	
Inputs to other nonresidential construction, goods less foods and energy.....	IP		23123013	151.173	151.564	151.728	151.804	152.010	0.1	1.2	
Inputs to other nonresidential construction, services.....	IP		2312302	146.843	147.564	145.647	145.705	146.841	0.8	-1.5	
Inputs to other nonresidential construction, trade services ²	IP	23123021	163.230	165.962	161.224	161.614	164.369	1.7	-3.7		

See footnotes at end of table.

Table 14. Producer price indexes and percentage changes for net inputs to industries, excluding capital investment, labor, and imports; not seasonally adjusted — Continued
 [July 2023, Index base December 2014=100, unless otherwise indicated]

Title	Other index base	Commodity code		Unadjusted index ¹					Unadjusted 1-month percent change ¹	Unadjusted 12-month percent change ¹
		Group code	Item code	Mar. 2023	Apr. 2023 ^P	May 2023 ^P	June 2023 ^P	July 2023 ^P	June to July ^P	July 2022 to July 2023 ^P
Inputs to other nonresidential construction, transportation and warehousing services.....		IP	23123022	136.033	131.999	131.344	130.447	130.201	-0.2	-12.4
Inputs to other nonresidential construction, services less trade, transportation, and warehousing.....		IP	23123023	124.102	124.969	124.875	125.013	125.296	0.2	7.1
Inputs to highways and streets, excluding capital investment, labor, and imports.....		IP	231231	146.565	147.316	146.328	146.392	146.639	0.2	-2.1
Inputs to highways and streets, goods.....		IP	2312311	146.244	146.915	146.371	146.479	146.368	-0.1	-2.4
Inputs to highways and streets, energy.....		IP	23123112	146.013	148.802	140.568	139.210	136.483	-2.0	-30.2
Inputs to highways and streets, goods less foods and energy....		IP	23123113	149.820	150.251	150.624	150.913	151.116	0.1	2.4
Inputs to highways and streets, services.....		IP	2312312	145.207	146.169	143.977	143.921	145.136	0.8	-1.2
Inputs to highways and streets, trade services ²		IP	23123121	165.017	168.460	163.016	163.080	166.079	1.8	-3.0
Inputs to highways and streets, transportation and warehousing services.....		IP	23123122	133.183	129.233	128.592	127.714	127.472	-0.2	-12.4
Inputs to highways and streets, services less trade, transportation, and warehousing.....		IP	23123123	123.538	124.492	124.374	124.556	124.829	0.2	7.9
Inputs to power and communication structures, excluding capital investment, labor, and imports.....		IP	231232	146.516	147.314	145.955	145.813	146.008	0.1	-3.5
Inputs to power and communication structures, goods.....		IP	2312321	150.141	150.849	149.596	149.266	148.837	-0.3	-5.6
Inputs to power and communication structures, energy.....		IP	23123212	139.891	141.932	135.342	134.629	132.362	-1.7	-24.7
Inputs to power and communication structures, goods less foods and energy.....		IP	23123213	152.129	152.523	152.521	152.282	152.289	0.0	0.1
Inputs to power and communication structures, services.....		IP	2312322	141.493	142.419	140.911	141.027	142.077	0.7	-0.4
Inputs to power and communication structures, trade services ²		IP	23123221	160.479	163.218	158.846	159.407	162.118	1.7	-3.8
Inputs to power and communication structures, transportation and warehousing services.....		IP	23123222	136.033	131.999	131.344	130.447	130.201	-0.2	-12.4
Inputs to power and communication structures, services less trade, transportation, and warehousing.....		IP	23123223	122.301	122.999	122.937	122.965	123.265	0.2	5.4
Inputs to educational and vocational structures, excluding capital investment, labor, and imports.....		IP	231233	150.751	151.123	150.338	150.346	150.645	0.2	-1.7
Inputs to educational and vocational structures, goods.....		IP	2312331	150.076	150.527	150.191	150.221	150.311	0.1	-1.6
Inputs to educational and vocational structures, energy.....		IP	23123312	135.332	137.311	130.803	131.161	128.973	-1.7	-26.7
Inputs to educational and vocational structures, goods less foods and energy.....		IP	23123313	151.660	152.001	152.116	152.122	152.379	0.2	0.6
Inputs to educational and vocational structures, services.....		IP	2312332	149.778	149.948	148.051	148.002	148.815	0.5	-2.1
Inputs to educational and vocational structures, trade services ²		IP	23123321	164.991	166.815	162.313	162.469	164.474	1.2	-3.7
Inputs to educational and vocational structures, transportation and warehousing services.....		IP	23123322	136.033	131.999	131.344	130.447	130.201	-0.2	-12.4
Inputs to educational and vocational structures, services less trade, transportation, and warehousing.....		IP	23123323	126.208	127.120	127.053	127.262	127.466	0.2	8.0
Inputs to other misc. nonresidential construction, excluding capital investment, labor, and imports.....		IP	231234	148.134	148.749	147.812	147.798	147.967	0.1	-3.1
Inputs to other misc. nonresidential construction, goods.....		IP	2312341	146.397	147.023	146.527	146.421	146.091	-0.2	-3.4
Inputs to other misc. nonresidential construction, energy.....		IP	23123412	144.335	146.557	138.680	137.884	135.327	-1.9	-29.3
Inputs to other misc. nonresidential construction, goods less foods and energy.....		IP	23123413	150.101	150.548	150.936	150.911	150.845	0.0	0.6
Inputs to other misc. nonresidential construction, services.....		IP	2312342	147.036	147.607	145.762	145.944	147.159	0.8	-2.4
Inputs to other misc. nonresidential construction, trade services ²		IP	23123421	160.868	163.334	158.954	159.701	162.617	1.8	-4.5
Inputs to other misc. nonresidential construction, transportation and warehousing services.....		IP	23123422	136.033	131.999	131.344	130.447	130.201	-0.2	-12.4
Inputs to other misc. nonresidential construction, services less trade, transportation, and warehousing.....		IP	23123423	124.138	125.020	124.927	125.060	125.334	0.2	7.1
Maintenance and repair construction										
Inputs to maintenance and repair construction, excluding capital investment, labor, and imports.....		IP	232000	145.368	145.484	144.317	144.389	144.903	0.4	-3.8
Inputs to maintenance and repair construction, goods.....	06/86	IP	2320001	326.131	326.260	323.960	323.501	323.120	-0.1	-3.9
Inputs to maintenance and repair construction, energy.....		IP	23200012	154.302	157.929	147.365	145.058	141.546	-2.4	-32.5
Inputs to maintenance and repair construction, goods less foods and energy.....		IP	23200013	148.564	148.253	148.189	148.199	148.373	0.1	0.5
Inputs to maintenance and repair construction, services.....		IP	2320002	143.736	143.953	142.549	143.106	144.817	1.2	-3.6
Inputs to maintenance and repair construction, trade services ²		IP	23200021	151.350	151.967	149.715	150.589	153.551	2.0	-4.7
Inputs to maintenance and repair construction, transportation and warehousing services.....		IP	23200022	136.033	131.999	131.344	130.447	130.201	-0.2	-12.4
Inputs to maintenance and repair construction, services less trade, transportation, and warehousing.....		IP	23200023	123.722	124.831	124.828	125.305	125.274	0.0	7.5
Inputs to residential maintenance and repair, excluding capital investment, labor, and imports.....		IP	232100	143.515	143.239	142.541	142.586	143.351	0.5	-3.3
Inputs to residential maintenance and repair, goods.....	06/86	IP	2321001	305.100	304.894	303.625	303.009	302.804	-0.1	-2.4
Inputs to residential maintenance and repair, energy.....		IP	23210012	152.571	155.925	146.349	143.598	140.519	-2.1	-32.7

See footnotes at end of table.

Table 14. Producer price indexes and percentage changes for net inputs to industries, excluding capital investment, labor, and imports; not seasonally adjusted — Continued
 [July 2023, Index base December 2014=100, unless otherwise indicated]

Title	Other index base	Commodity code		Unadjusted index ¹					Unadjusted 1-month percent change ¹	Unadjusted 12-month percent change ¹
		Group code	Item code	Mar. 2023	Apr. 2023 ^P	May 2023 ^P	June 2023 ^P	July 2023 ^P	June to July ^P	July 2022 to July 2023 ^P
Inputs to residential maintenance and repair, goods less foods and energy.....		IP	23210013	146.923	146.582	146.597	146.472	146.583	0.1	0.8
Inputs to residential maintenance and repair, services.....		IP	2321002	144.444	143.922	143.085	143.584	145.523	1.4	-4.0
Inputs to residential maintenance and repair, trade services ²		IP	23210021	149.200	148.720	147.637	148.459	151.272	1.9	-4.6
Inputs to residential maintenance and repair, transportation and warehousing services.....		IP	23210022	136.033	131.999	131.344	130.447	130.201	-0.2	-12.4
Inputs to residential maintenance and repair, services less trade, transportation, and warehousing.....		IP	23210023	132.027	132.852	132.696	132.779	132.923	0.1	6.6
Inputs to nonresidential maintenance and repair, excluding capital investment, labor, and imports.....		IP	232200	146.145	146.440	145.188	145.172	145.559	0.3	-4.2
Inputs to nonresidential maintenance and repair, goods.....	06/86	IP	2322001	330.797	331.104	328.966	328.447	327.842	-0.2	-4.7
Inputs to nonresidential maintenance and repair, energy.....		IP	23220012	153.107	156.306	146.699	143.977	140.860	-2.2	-32.7
Inputs to nonresidential maintenance and repair, goods less foods and energy.....		IP	23220013	148.840	148.618	148.673	148.734	148.798	0.0	0.1
Inputs to nonresidential maintenance and repair, services.....		IP	2322002	144.381	144.989	143.139	143.546	145.225	1.2	-3.4
Inputs to nonresidential maintenance and repair, trade services ²		IP	23220021	153.130	154.703	151.496	152.322	155.348	2.0	-4.8
Inputs to nonresidential maintenance and repair, transportation and warehousing services.....		IP	23220022	136.033	131.999	131.344	130.447	130.201	-0.2	-12.4
Inputs to nonresidential maintenance and repair, services less trade, transportation, and warehousing.....		IP	23220023	124.540	125.449	125.395	125.619	125.786	0.1	8.1
Manufacturing³										
Inputs to 325510, paint and coating manufacturing, excluding capital investment, labor, and imports.....	03/13	IP	325510	127.812	128.267	127.772	127.106	125.326	-1.4	-6.0
Inputs to 325510, goods.....	03/13	IP	3255101	123.345	123.945	123.687	123.088	121.017	-1.7	-6.3
Inputs to 325510, energy.....	03/13	IP	32551012	104.493	104.469	102.322	106.724	105.904	-0.8	-13.7
Inputs to 325510, goods less foods and energy.....	03/13	IP	32551013	124.450	125.073	124.874	124.111	121.992	-1.7	-6.1
Inputs to 325510, services.....	03/13	IP	3255102	148.475	147.865	145.740	144.663	145.064	0.3	-4.0
Inputs to 325510, trade services ²	03/13	IP	32551021	157.636	159.260	154.828	153.527	154.614	0.7	0.1
Inputs to 325510, transportation and warehousing services.....	03/13	IP	32551022	134.411	132.086	131.861	131.015	130.838	-0.1	-7.3
Inputs to 326100, plastics products manufacturing, excluding capital investment, labor, and imports.....	03/14	IP	326100	122.452	123.373	122.638	121.655	119.410	-1.8	-8.9
Inputs to 326100, goods.....	03/14	IP	3261001	116.749	117.833	117.074	115.981	113.371	-2.3	-10.9
Inputs to 326100, energy.....	03/14	IP	32610012	122.038	119.185	121.139	129.272	130.004	0.6	0.7
Inputs to 326100, goods less foods and energy.....	03/14	IP	32610013	116.418	117.779	116.829	115.096	112.253	-2.5	-11.7
Inputs to 326100, services.....	03/14	IP	3261002	143.298	143.219	142.691	142.407	142.422	0.0	0.6
Inputs to 326100, trade services ²	03/14	IP	32610021	157.517	158.358	157.712	157.284	157.549	0.2	1.8
Inputs to 326100, transportation and warehousing services.....	03/14	IP	32610022	126.407	123.739	122.965	122.257	122.075	-0.1	-9.0
Inputs to 326100, services less trade, transportation, and warehousing.....	03/14	IP	32610023	126.333	127.990	127.967	128.391	128.287	-0.1	11.0
Inputs to 333130, mining and oil and gas field machinery mfg, excluding capital investment, labor, and imports.....	04/14	IP	333130	144.893	145.915	146.408	146.036	143.750	-1.6	-4.6
Inputs to 333130, goods.....	04/14	IP	3331301	133.357	134.791	136.486	136.446	133.207	-2.4	-5.8
Inputs to 333130, energy.....	04/14	IP	33313012	140.521	115.934	107.903	116.196	117.795	1.4	-10.0
Inputs to 333130, goods less foods and energy.....	04/14	IP	33313013	133.358	135.437	137.374	137.128	133.767	-2.5	-5.6
Inputs to 333130, services.....	04/14	IP	3331302	166.187	165.797	162.437	161.076	161.974	0.6	-1.2
Inputs to 333130, trade services ²	04/14	IP	33313021	190.891	191.825	182.268	178.973	180.500	0.9	-1.5
Inputs to 333130, transportation and warehousing services.....	04/14	IP	33313022	124.471	121.246	120.354	120.381	120.157	-0.2	-10.4
Inputs to 333130, services less trade, transportation, and warehousing.....	04/14	IP	33313023	145.766	146.349	147.688	147.466	148.430	0.7	8.6
Inputs to 336111, automobile manufacturing, excluding capital investment, labor, and imports.....	02/14	IP	336111	134.231	133.769	134.476	133.892	134.333	0.3	2.1
Inputs to 336111, goods.....	02/14	IP	3361111	118.740	119.000	119.096	119.071	119.292	0.2	2.6
Inputs to 336111, goods less foods and energy.....	02/14	IP	33611113	118.740	119.000	119.096	119.071	119.292	0.2	2.6
Inputs to 336111, services.....	02/14	IP	3361112	172.025	167.894	171.600	168.181	169.660	0.9	1.1
Inputs to 336111, trade services ²	02/14	IP	33611121	174.842	170.756	175.050	171.307	173.020	1.0	2.6
Inputs to 336111, transportation and warehousing services.....	02/14	IP	33611122	138.180	134.081	133.416	132.505	132.255	-0.2	-12.4
Inputs to 336411, airplane manufacturing, excluding capital investment, labor, and imports.....	02/14	IP	336411	129.275	129.500	129.797	129.629	129.382	-0.2	2.0
Inputs to 336411, goods.....	02/14	IP	3364111	121.202	121.640	122.010	122.059	121.540	-0.4	2.1
Inputs to 336411, energy.....	02/14	IP	33641112	179.673	129.149	107.896	115.999	118.276	2.0	-12.3
Inputs to 336411, goods less foods and energy.....	02/14	IP	33641113	121.281	121.838	122.260	122.290	121.763	-0.4	2.2
Inputs to 336411, services.....	02/14	IP	3364112	157.709	157.122	157.132	156.141	156.934	0.5	1.8
Inputs to 336411, trade services ²	02/14	IP	33641121	180.813	177.848	178.216	174.843	176.204	0.8	1.7
Inputs to 336411, transportation and warehousing services.....	02/14	IP	33641122	137.254	133.183	132.523	131.618	131.369	-0.2	-12.4
Inputs to 336411, services less trade, transportation, and warehousing.....	02/14	IP	33641123	132.975	134.168	134.128	134.340	134.961	0.5	5.2

See footnotes at end of table.

Table 14. Producer price indexes and percentage changes for net inputs to industries, excluding capital investment, labor, and imports; not seasonally adjusted — Continued
 [July 2023, Index base December 2014=100, unless otherwise indicated]

Title	Other index base	Commodity code		Unadjusted index ¹					Unadjusted 1-month percent change ¹	Unadjusted 12-month percent change ¹
		Group code	Item code	Mar. 2023	Apr. 2023 ^p	May 2023 ^p	June 2023 ^p	July 2023 ^p	June to July ^p	July 2022 to July 2023 ^p
Inputs to 336611, ship building and repairing, excluding capital investment, labor, and imports.....	02/14	IP	336611	143.823	144.348	144.550	144.788	144.290	-0.3	1.8
Inputs to 336611, goods.....	02/14	IP	3366111	135.067	135.774	136.333	136.526	135.497	-0.8	0.1
Inputs to 336611, energy.....	02/14	IP	33661112	135.013	128.004	127.439	138.814	139.282	0.3	1.9
Inputs to 336611, goods less foods and energy.....	02/14	IP	33661113	135.003	135.992	136.591	136.374	135.290	-0.8	0.0
Inputs to 336611, services.....	02/14	IP	3366112	158.034	158.207	157.729	158.049	158.561	0.3	5.4
Inputs to 336611, trade services ²	02/14	IP	33661121	191.139	191.853	183.482	181.643	182.162	0.3	-1.8
Inputs to 336611, transportation and warehousing services.....	02/14	IP	33661122	129.805	126.916	125.688	126.575	126.343	-0.2	-8.4
Inputs to 336611, services less trade, transportation, and warehousing.....	02/14	IP	33661123	146.208	146.827	147.721	148.262	148.866	0.4	10.3
Services³										
Inputs to 484000, truck transportation, excluding capital investment, labor, and imports.....	03/14	IP	484000	137.466	135.300	132.694	129.989	126.326	-2.8	-21.4
Inputs to 484000, goods.....	03/14	IP	4840001	131.672	125.910	118.685	111.892	103.289	-7.7	-42.9
Inputs to 484000, energy.....	03/14	IP	48400012	127.624	121.712	114.296	107.343	98.521	-8.2	-44.6
Inputs to 484000, goods less foods and energy.....	03/14	IP	48400013	111.539	111.717	111.957	111.900	112.089	0.2	1.9
Inputs to 484000, services.....	03/14	IP	4840002	136.303	136.707	137.395	137.616	137.502	-0.1	0.1
Inputs to 484000, trade services ²	03/14	IP	48400021	166.053	171.089	179.085	178.376	175.863	-1.4	0.5
Inputs to 484000, transportation and warehousing services.....	03/14	IP	48400022	132.354	131.458	130.776	131.077	131.277	0.2	-3.7
Inputs to 484000, services less trade, transportation, and warehousing.....	03/14	IP	48400023	124.577	125.183	125.071	125.537	125.907	0.3	4.4
Inputs to 621A00, offices of health practitioners, excluding capital investment, labor, and imports.....	03/13	IP	621A00	132.276	132.883	132.863	133.559	133.949	0.3	4.4
Inputs to 621A00, goods.....	03/13	IP	621A001	141.181	141.077	141.256	142.069	142.264	0.1	2.2
Inputs to 621A00, energy.....	03/13	IP	621A0012	133.344	130.927	132.611	144.613	144.896	0.2	5.7
Inputs to 621A00, goods less foods and energy.....	03/13	IP	621A0013	142.301	142.370	142.436	142.410	142.599	0.1	2.0
Inputs to 621A00, services.....	03/13	IP	621A002	129.141	130.035	129.935	130.586	131.055	0.4	5.5
Inputs to 621A00, trade services ²	03/13	IP	621A0021	148.917	149.942	150.996	150.541	152.914	1.6	4.2
Inputs to 621A00, transportation and warehousing services.....	03/13	IP	621A0022	120.303	119.875	117.328	122.155	121.945	-0.2	2.6
Inputs to 621A00, services less trade, transportation and warehousing.....	03/13	IP	621A0023	124.054	124.954	124.798	125.431	125.684	0.2	5.8
Inputs to 813000, membership associations and organizations, excluding capital investment, labor, and imports.....	05/14	IP	813000	157.766	159.230	159.395	159.677	161.626	1.2	9.7
Inputs to 813000, goods.....	05/14	IP	8130001	143.035	143.846	139.804	141.476	140.052	-1.0	-14.6
Inputs to 813000, energy.....	05/14	IP	81300012	147.876	149.266	142.763	145.357	143.105	-1.5	-22.4
Inputs to 813000, goods less foods and energy.....	05/14	IP	81300013	136.427	136.188	136.595	136.602	136.673	0.1	5.3
Inputs to 813000, services.....	05/14	IP	8130002	157.744	159.296	159.958	160.062	162.440	1.5	13.9
Inputs to 813000, trade services ²	05/14	IP	81300021	135.384	140.420	137.908	139.379	140.855	1.1	5.6
Inputs to 813000, transportation and warehousing services.....	05/14	IP	81300022	133.240	132.976	132.734	132.513	135.299	2.1	5.9
Inputs to 813000, services less trade, transportation, and warehousing.....	05/14	IP	81300023	159.206	160.832	161.595	161.703	164.057	1.5	14.5
Inputs to 813000, maintenance and repair construction.....	05/14	IP	8130003	133.174	133.252	135.110	135.258	135.625	0.3	4.4

¹ All indexes are subject to revision for 4 months after their originally scheduled publication to incorporate late reports and corrections by survey respondents.

² Trade indexes measure changes in margins received by wholesalers and retailers.

³ PPI data for these Net Inputs to Industry Indexes are organized by Bureau of Economic Analysis (BEA) Industry code. The set of products included in an industry input index and the weights for each commodity included in the index are derived from the BEA's Input-Output Accounts Use of Commodities by Industry table in conjunction with U.S. Census Bureau revenue data. For more information, visit <https://www.bls.gov/ppi/notices/2015/updated-inputs-to-industry-producer-price-indexes.htm> online.

p Preliminary

Technical Note

Brief Explanation of Producer Price Indexes

The Producer Price Index (PPI) of the Bureau of Labor Statistics (BLS) is a family of indexes that measures the average change over time in prices received (price changes) by producers for domestically produced goods, services, and construction. PPIs measure price change from the perspective of the seller. This contrasts with other measures, such as the Consumer Price Index (CPI). CPIs measure price change from the purchaser's perspective.

More than 10,000 PPIs for individual products and groups of products are released each month. PPIs are available for the products of virtually every industry in the mining and manufacturing sectors. Over time, new PPIs have been introduced for products of industries in the services and construction sectors of the U.S. economy. As of January 2023, the PPI covered 69 percent of services as measured by 2017 Census revenue, and 17 percent of construction.

More than 64,000 price quotations per month are organized into three sets of PPIs: (1) Final demand-Intermediate demand (FD-ID) indexes, (2) commodity indexes, and (3) indexes for the net output of industries and their products. The FD-ID structure organizes products by class of buyer and degree of fabrication as well as by stage of production. The commodity structure organizes products by similarity of end use or product type. The entire output of various industries is sampled to derive price indexes for the net output of industries and their products.

Final Demand–Intermediate Demand Indexes

The PPI FD-ID structure measures price change for goods, services, and construction sold to final demand and to intermediate demand. The FD-ID system replaced the PPI stage-of-processing (SOP) system as PPI's primary aggregation model with the release of data for January 2014. The FD-ID model expands coverage beyond that of the SOP system through the addition of services, construction, exports, and government purchases.

Compared with finished goods under the SOP system, the PPI for final demand goods includes nearly a 50 percent expansion of coverage. This increase can be traced to the addition of government purchases and exports. For overall final demand, expansion to include final demand services represents an even larger increase in coverage. In December 2022, final demand goods were about 30.7 percent of overall final demand, final demand services were roughly 66.6 percent, and final demand construction was about 2.7 percent of final demand. Within intermediate demand, coverage of services for intermediate demand resulted in about a 45 percent increase in coverage of the intermediate demand portion of the economy.

FD-ID indexes are constructed from commodity-based producer output price indexes. Commodities are allocated to aggregate indexes primarily based on the type of buyer. The main source of data used to determine the type of buyer is the "Use of commodities by industries, before redefinition," table

from the Benchmark Input-Output Accounts of the U.S. In many cases, the same commodity is purchased by different types of buyers. As a result, commodities are often included in several FD-ID indexes. For example, regular gasoline is purchased for personal consumption, export, government use, and business use. The PPI program publishes only one commodity index for regular gasoline (wpu057104), reflecting sales to all types of buyers, and this index is used in all aggregations regardless of whether the gasoline is sold for personal consumption, as an export, to government, or to businesses. Proportions based on BEA "Use of Commodities" data are used to allocate the correct portion of the total weight of gasoline to each use category. In cases when buyer type is an important price determining characteristic, indexes are created based on specific buyer type. For example, within the PPI category for loan services, separate indexes for consumer loans and business loans were constructed. For more information relating to the FD-ID structure, see "A new, experimental system of indexes from the PPI program" in the February 2011 *Monthly Labor Review*.

Final Demand: The final demand portion of the FD-ID structure measures price change for commodities sold for personal consumption, capital investment, government, and export. The system is composed of six main price indexes: final demand goods; final demand trade services; final demand transportation and warehousing services; final demand services less trade, transportation, and warehousing; final demand construction; and overall final demand.

The final demand goods index measures price change for both unprocessed and processed goods sold to final demand. Fresh fruits sold to consumers and computers sold for capital investment are examples of transactions included in the final demand goods price index. The final demand trade services index measures price change for the retailing and wholesaling of merchandise sold to final demand, generally without transformation. (Trade indexes measure changes in margins received by wholesalers and retailers.) The final demand transportation and warehousing services index tracks price change for transportation of passengers, as well as, transportation of cargo sold to final demand, and also includes prices for warehousing and storage of goods sold to final demand. The final demand services less trade, transportation, and warehousing index measures price change for all services other than trade and transportation sold to final demand. Publishing, banking, lodging, and health care are examples of these services. The final demand construction index tracks price change for new construction, as well as maintenance and repair construction sold to final demand. Construction of office buildings is an example of a commodity that would be included in the final demand construction index. Lastly, the overall final demand index tracks price change for all types of commodities sold to final demand by combining the five final demand component indexes described above.

Intermediate Demand: The intermediate demand portion of the FD-ID system tracks price change for goods, services, and construction products sold to businesses as inputs to

production, excluding capital investment. The system includes two parallel treatments of intermediate demand. The first treatment organizes intermediate demand commodities by type. The second organizes intermediate demand commodities into production stages, with the explicit goal of developing a forward-flow model of production and price change.

The intermediate demand by commodity type portion of the system organizes commodities by similarity of product. The system is composed of six main price indexes: unprocessed goods for intermediate demand; processed goods for intermediate demand; intermediate demand trade services; intermediate demand transportation and warehousing services; intermediate demand services less trade, transportation, and warehousing; and intermediate demand construction.

The unprocessed goods for intermediate demand price index measures price change for goods sold to businesses as inputs to production that have undergone no fabrication. Crude petroleum sold to refineries is an example of an unprocessed good sold to intermediate demand. The processed goods for intermediate demand index tracks price change for fabricated goods sold as business inputs. Examples include car parts sold to car manufacturers and gasoline sold to trucking companies. The index for trade services for intermediate demand measures price change for the services of retailing and wholesaling goods purchased by businesses as inputs to production. The intermediate demand transportation and warehousing services index measures price change for business travel, as well as, transportation and warehousing of cargo sold to intermediate demand. The intermediate demand services less trade, transportation, and warehousing index measures price change for services other than trade, transportation, and warehousing sold as inputs to production. Legal and accounting services purchased by businesses are examples of intermediate demand services excluding trade, transportation, and warehousing. Finally, the construction for intermediate demand index measures price change for construction purchased by firms as inputs to production. The index for construction for intermediate demand tracks price change for maintenance and repair construction purchased by firms.

The production flow treatment of intermediate demand is a stage-based system of price indexes. These indexes can be used to study price transmission across stages of production and final demand. This system is constructed in a manner that maximizes forward flow of production between stages, while minimizing back-flow of production. The production flow treatment contains four main indexes: intermediate demand stage 1, intermediate demand stage 2, intermediate demand stage 3, and intermediate demand stage 4.

Indexes for the four stages were developed by first assigning each industry in the economy to one of four stages of production, where industries assigned to the fourth stage primarily produce output consumed as final demand, industries in the third stage primarily produce output consumed by stage 4 industries, industries assigned to the second stage primarily produce output consumed by stage 3 industries, and industries assigned to the first stage produce output primarily consumed by stage 2 industries. The four indexes then track prices for the net inputs consumed by industries in each of the four stages of production. The stage 4

intermediate demand index, for example, tracks price change for inputs consumed, but not produced, by industries included in the fourth stage of production. Hence, the index tracks price change in inputs to industries that primarily produce final demand commodities (stage 4 producers primarily produce commodities sold to final demand).

Examples of heavily weighted goods-producing industries in stage 4 include the manufacture of light trucks and utility vehicles, automobiles, and pharmaceuticals. Retail trade, food service and drinking places, and hospitals are examples of heavily weighted service industries included in stage 4. Stage 4 also includes all new construction industries. Examples of goods consumed by stage 4 industries include motor vehicle parts, commercial electric power, plastic construction products, biological products, and beef and veal. Engineering services, machinery and equipment wholesaling, long distance motor carrying, and legal services constitute examples of services consumed by stage 4 industries.

Examples of highly weighted goods-producing industries included in stage 3 are motor vehicle parts manufacturing, animal (except poultry) slaughtering and processing, and semiconductor manufacturing. Services industries classified in stage 3 include wholesale trade; insurance carriers; architecture, engineering, and related services; and hotels and motels. Examples of goods consumed by stage 3 industries include slaughter steers and heifers, industrial electric power, and hot rolled steel bars, plates, and structural shapes. Services commonly consumed by stage 3 industries include commissions from sales of property and casualty insurance, business loans, temporary help services, and administrative and general management consulting services.

Petroleum refineries; electricity generation, transmission, and distribution; natural gas distribution; cattle ranching and farming; and plastic materials and resin manufacturing are among the goods-based industries assigned to stage 2. Services industries that are heavily weighted in stage 2 include management of companies and enterprises; non-depository credit intermediation; insurance agencies and brokerages; and services to buildings and dwellings. Goods commonly purchased by stage 2 industries include crude oil, natural gas, formula feeds, and primary basic organic chemicals. Services that are heavily weighted in the intermediate demand stage 2 index are legal services, business loans, and cellular phone and other wireless telecommunication.

Goods producing industries in stage 1 include oil and gas extraction, paper mills, and grain farming. Real estate, legal services, and advertising services are examples of highly weighted services industries included in stage 1. Examples of goods consumed by stage 1 industries are commercial and industrial electric power and gasoline. Services commonly consumed by stage 1 industries include solid waste collection, chemicals and allied products wholesaling, and guestroom or unit rental. It should be noted that all inputs purchased by stage 1 industries are by definition produced either within stage 1 or by latter stages of processing, leaving stage 1 less useful for price transmission analysis. For additional information on industry stage assignments, see www.bls.gov/ppi/fd-id/ppi-intermediate-demand-by-production-flow-industry-stage-assignments.htm.

Comparing the PPI with CPI

Although some data users utilize the PPI as a potential indicator of the Consumer Price Index (CPI), there are many reasons why the PPI and the CPI may diverge. The scope of the personal consumption portion of the PPI includes all marketable output sold by domestic producers for households. The scope of the CPI includes goods and services provided by business or government, where explicit user charges are paid by consumers. For example, the most heavily weighted item in the CPI, owners' equivalent rent, is excluded from the PPI. The scope of the CPI includes imports. The PPI excludes imports. The CPI only includes components of personal consumption directly paid for by the consumers, while the PPI includes components of personal consumption that may not be paid for by consumers. For example, the PPI includes medical services paid for by third parties. In contrast to CPI, PPI does not completely cover services. PPIs exclude taxes, since they do not represent producer revenue. Conversely, sales and other taxes paid by consumers are part of household expenditure and are included in the CPI. Additional technical differences between PPI and CPI also exist. For more information see "Comparing new final demand producer price indexes with other Government price indexes," *Monthly Labor Review*, January 2014, at www.bls.gov/opub/mlr/.

Commodity Indexes

The commodity classification of the PPI organizes goods, services, and construction by similarity of product or end use, disregarding industry of origin. With the release of data for July 2009, PPI expanded its commodity structure to include indexes for services and construction products. Prior to this date, the PPI commodity structure only included products from goods producing sectors. Table 9 of the *PPI Detailed Report* includes data for commodity indexes, organized in a hierarchal structure, including major groupings, subgroups, product classes, sub-product classes, and individual items.

Industry Net-Output Price Indexes

PPIs for the net output of industries and their products are grouped according to the North American Industry Classification System (NAICS). Prior to the release of January 2004, industry-based PPIs were published according to the Standard Industrial Classification (SIC) system. Industry price indexes are compatible with other economic time series organized by industry, such as data on employment, wages, and productivity. Table 11 of the *PPI Detailed Report* includes data for NAICS industries and industry groups (3-, 4-, 5-, and 6-digit codes), Census product classes (7- and 8-digit codes), products (9-digit codes), more detailed sub-products (11-digit codes), and, for some industries, indexes for other sources of revenue.

Indexes may represent one of three kinds of product categories. Every industry has primary product indexes that show changes in prices received by establishments classified in the industry for products made primarily, but not necessarily exclusively, by that industry. The industry classification of an establishment is determined by which products make up a plurality of its total shipment value. In

addition, most industries have secondary product indexes that show changes in prices received by establishments for products chiefly made in some other industry. Some industries have miscellaneous receipts indexes that track price changes for other sources of revenue received by establishments within the industry that are not derived from sales of their products; for example, resales of purchased materials, or revenues from parking lots owned by a manufacturing plant.

Data Collection

PPIs are constructed using selling prices reported by establishments of all sizes, selected by probability sampling, with the probability of selection proportionate to size. Individual items and transaction terms also are chosen by probability proportionate to size. BLS strongly encourages cooperating companies to supply actual transaction prices at the time of shipment to minimize the use of list prices. Prices submitted by survey respondents are effective on the Tuesday of the week containing the 13th day of the month. The survey is conducted online via the BLS Internet Data Collection Facility (IDCF). Data provided by survey respondents are supplemented with data from other sources for some areas.

Price data are provided by survey respondents on a voluntary and confidential basis; only sworn BLS employees are allowed access to individual company price reports. BLS publishes price indexes, not actual prices. All PPIs are subject to monthly revisions up to 4 months after original publication to reflect the availability of late reports and corrections by respondents.

BLS periodically updates the PPI sample of survey respondents to better reflect current conditions when the structure, membership, technology, or product mix of an industry shifts significantly and to spread reporting burden among smaller firms. Information on these resampling efforts are noted in the *PPI News Release* and *PPI Detailed Report* in the months they occur.

As part of an ongoing effort to expand coverage to sectors of the economy other than mining and manufacturing, an increasing number of service and construction sector industries have been introduced into the PPI. The following list of industries introduced since the mid-1990s includes the month and year in which an article describing the industry's content appeared in the *PPI Detailed Report*.

Service and construction sector industries introduced into the Producer Price Index, by SIC or NAICS code at their date of introduction and the *PPI Detailed Report* issue that announces their introduction

Title	Code	<i>PPI Detailed Report</i> Issue
	SIC	
Wireless telecommunications	4812	July 1999
Telephone communications, except radio telephone	4813	July 1995
Television broadcasting	4833	July 2002
Grocery stores	5411	July 2000
Meat and fish (seafood) markets	5421	July 2000
Fruit and vegetable markets	5431	July 2000
Candy, nut, and confectionery stores ...	5441	July 2000

Title	Code	PPI Detailed Report Issue
SIC		
Retail bakeries	5461	July 2000
Miscellaneous food stores	5499	July 2000
New car dealers	5511	July 2000
Gasoline service stations	5541	January 2002
Boat dealers	5551	January 2002
Recreational vehicle dealers	5561	January 2002
Miscellaneous retail	59	January 2001
Security brokers, dealers, and investment bankers	6211	January 2001
Investment advice	6282	January 2003
Life insurance carriers	6311	January 1999
Property and casualty insurance	6331	July 1998
Insurance agencies and brokerages	6412	January 2003
Operators and lessors of nonresidential buildings	6512	January 1996
Real estate agents and managers	6531	January 1996
Prepackaged software	7372	January 1998
Data processing services	7374	January 2002
Home health care services	8082	January 1997
Legal services	8111	January 1997
Engineering design, analysis, and consulting services	8711	January 1997
Architectural design, analysis, and consulting services	8712	January 1997
Premiums for property and casualty insurance	9331	July 1998
NAICS		
New Industrial building construction	236211	January 2008
New warehouse building construction ..	236221	July 2005
New school construction	236222	July 2006
New office construction	236223	January 2007
New health care building construction...	236224	January 2013
Concrete contractors, nonresidential building work	23811X	July 2008
Roofing contractors, nonresidential building work	23816X	July 2008
Electrical contractors, nonresidential building work	23821X	July 2008
Plumbing / HVAC contractors, nonresidential building work	23822X	July 2008
Merchant wholesalers, durable goods ..	423	July 2005
Merchant wholesalers, nondurable goods	424	July 2005
Electronics and appliance stores	443	January 2004
Building material and garden equipment and supplies dealers.....	444	January 2004
Sporting goods, hobby, book, and music stores	451	January 2004
General merchandise stores	452	January 2004
Miscellaneous store retailers	453	January 2004
Pipeline transportation of natural gas....	486210	June 2022
Internet service providers	518111	July 2005
Internet publishing and web search portals	519130	January 2010
Commercial banking	522110	January 2005
Savings institutions	522120	January 2005
Direct health and medical insurance carriers	524114	July 2004

Title	Code	PPI Detailed Report Issue
NAICS		
Construction, mining, and forestry machinery and equipment rental and leasing	532412	January 2005
Management consulting services	541610	January 2007
Security guards and patrol services	561612	July 2005
Offices of dentists	621210	January 2011
Blood and organ banks	621991	January 2007
Amusement and theme parks	713110	July 2006
Golf courses and country clubs	713910	July 2006
Fitness and recreational sports centers .	713940	July 2005
Commercial machinery repair and maintenance.....	811310	July 2007

Weights

Weights for most commodity groupings of the PPI, as well as, weights for commodity-based aggregate indexes calculated from commodity groupings, such as FD-ID indexes, currently reflect 2017 values of shipments as reported in the *Census of Manufactures* and other sources. From January 2018 to December 2022, PPI weights were derived from 2012 shipment values. Industry indexes now are calculated under the 2022 NAICS structure utilizing 2017 value of shipment weights and 2012 net output ratios. The periodic update of the value weights used to calculate the PPI is done to more accurately reflect changes in production and marketing patterns in the economy.

Net output values of shipments are used as weights for industry indexes. Net output values refer to the value of shipments from establishments within the industry to buyers outside the industry. However, weights for commodity indexes are based on gross shipment values, including values of shipments between establishments within the same industry. As a result, broad commodity grouping indexes, such as the PPI for All Commodities (which is composed of major commodity groupings 01 through 15), are affected by the multiple counting of price change at successive stages of processing, which can lead to exaggerated or misleading signals about inflation. The intermediate demand by commodity type FD-ID indexes partially correct for this defect, but industry indexes, final demand FD-ID indexes, and intermediate demand by production flow FD-ID indexes consistently correct for this at all levels of aggregation. Therefore, industry and FD-ID indexes are more appropriate than broad commodity groupings for analysis of general price trends.

Price Index Reference Base

Effective with publication of January 1988 data, many important PPI series (including most commodity groups and individual items) were placed on a new reference base, 1982 = 100. From 1971 through 1987, the standard reference base for most PPI series was 1967 = 100. Except for rounding differences, the shift to the new reference base did not alter any previously published percent changes for affected PPI series. (See “Calculating Index Changes,” below.) The 1982

reference base is not used for commodity indexes with a base later than December 1981 or for industry net output indexes and their products. The FD-ID indexes typically have a reference base of November 2009 = 100.

For further information on the underlying concepts and methodology of the Producer Price Index, see chapter 14, “Producer Prices,” in the *BLS Handbook of Methods*. This chapter can be downloaded from the BLS Web site at www.bls.gov/opub/hom/homch14.htm.

Calculating Index Changes

Each PPI measures price changes from a reference period that equals 100.0. An increase of 5.5 percent from the reference period in the Final Demand Goods Price Index, for example, is shown as 105.5. This change also can be expressed in dollars, as follows: prices received by domestic producers of a sample of final demand goods have risen from \$100 in November 2009 to \$105.50. Likewise, a current index of 90.0 would indicate that prices received by producers of final demand goods are 10 percent lower than they were in November 2009.

Movements of price indexes from one month to another are usually expressed as percent changes, rather than as changes in index points. Index point changes are affected by the level of the index in relation to its base period, whereas percent changes are not. The following example shows the computation of index point and percent changes.

Index point change

Final Demand Goods Price Index	107.5
Less previous index	104.0
Equals index point change	3.5

Index percent change

Index point change	3.5
Divided by the previous index	104.0
Equals	0.034
Result multiplied by 100	0.034 x 100
Equals percent change	3.4

Seasonally Adjusted and Unadjusted Data

Because price data are used for different purposes by different groups, BLS publishes seasonally adjusted and unadjusted changes each month. Seasonally adjusted data are preferred for analyzing general price trends in the economy because these data eliminate the effect of changes that normally occur at about the same time, and in about the same magnitude, every year—such as price movements resulting from normal weather patterns, regular production and marketing cycles, model changeovers, seasonal discounts, and holidays. For these reasons, seasonally adjusted data more clearly reveal underlying trends. Unadjusted data are of primary interest to users who need information that can be related to actual dollar values of transactions. Individuals requiring this information include marketing specialists, purchasing agents, budget and cost analysts, contract specialists, and commodity traders. It is the unadjusted data

that are generally cited when escalating long-term contracts such as purchasing agreements or real estate leases. For more information, see *Price Adjustment Guide for Contracting Parties*, on the Web at: www.bls.gov/ppi/publications/price-adjustment-guide-for-contracting-parties.htm.

Seasonal adjustment is accomplished using X-13 ARIMA, a software package published by the U.S. Census Bureau. Each year, the seasonal status of most commodity indexes is reevaluated to reflect more recent price behavior. Industry net output indexes are not seasonally adjusted. For time series that exhibit seasonal pricing patterns, new seasonal factors are estimated and applied to the unadjusted data from the prior 5 years. Updated seasonally adjusted indexes replace the most recent 5 years of seasonal data.

Seasonal factors may be applied to series using either a direct or an aggregative method. Generally, commodity indexes are seasonally adjusted using direct seasonal adjustment, which produces a more complete elimination of seasonal movements than does the aggregative method. However, the direct seasonal adjustment process may not yield figures that possess additive consistency. Thus, a seasonally adjusted index for a broad category that is directly adjusted may not be logically consistent with all seasonally adjusted indexes for its components. Seasonal movements for FD-ID indexes are derived indirectly through an aggregative method that combines movements of a wide variety of subproduct class (six-digit) series.

Seasonally adjusted indexes can become problematic when previously stable and predictable price patterns abruptly change. If the new pattern persists, the seasonal adjustment method will eventually reflect it; if the pattern keeps shifting, however, seasonally adjusted data will become chronically troublesome. This problem occurs relatively infrequently for farm and food-related products, but has more often affected manufactured products such as automobiles and steel.

Since January 1988, the PPI has used Intervention Analysis Seasonal Adjustment methods to enhance the calculation of seasonal factors. With this technique, outlier values that may distort the seasonal pattern are removed from the data prior to applying the standard seasonal factor estimation procedure. For example, a possible economic cause for large price movements for petroleum-based products might have been the COVID-19 pandemic. In this case, intervention techniques allowed for better estimates of seasonally adjusted data. On the whole, very few series have required intervention. Out of over 400 seasonally adjusted commodity series, 69 were subject to intervention in 2023.

For more information relating to seasonal adjustment methods, see “PPI and CPI Seasonal Adjustment: an Update” in the July 2010 *Monthly Labor Review*, and “PPI and CPI Seasonal Adjustment During the COVID-19 Pandemic” in the May 2022 *Monthly Labor Review*.

Producer Price Index Data on the Internet

In 1995, the BLS began posting PPI series, news releases, and technical information to the internet. There were more than 13 million instances of PPI data being downloaded from the BLS website during 2022.

Retrieving PPI data from the PPI Web site

PPI data can be obtained online (www.bls.gov/ppi). On this page, under the tab labeled “Featured PPI databases” links provide the following methods of data retrieval:

- **Top Picks** is a form-based application for both Industry Data and Commodity Data that allows the user to quickly obtain PPI time series data by selecting the high-level aggregate and other commonly requested time series, including the All Commodities Index and the FD-ID indexes (for example, Final Demand). Within each list, any one—or all—of the time series shown can be selected. A user can modify the date range and output options after executing the query, using the reformat button above the data output table.
- **One-Screen Data Search and Multi-Screen Data Search** are form-based query applications for both Industry Data and Commodity Data designed for users unfamiliar with the PPI coding structure. These applications guide a user through the PPI classification by listing index titles and do not require knowledge of commodity or industry codes. Data retrieved are based on a query formulated by selecting data characteristics from lists provided. Two options are available to create customized tables, depending on a user’s browser capability. The one-screen option is a JavaScript application that uses a single screen to guide a user through the available time series data. The second option is a multiple-screen, non-Java-based application. Both methods allow a user to browse the PPI coding structure and select multiple series. Users can modify the date range and output options after executing the query using the reformat button above the data output table.
- **Series Report** is a form-based application that allows users to input multiple, formatted PPI time series identifiers (commodity or industry codes) as inputs in extracting data according to a specified set of date ranges and output options. This application provides the most efficient path for users who are familiar with the format of PPI time series identifiers. There are five alphabetic prefixes used to create unique PPI time series identifiers: WP, WD, PC, PD, and ND. Each provides the user access to a different PPI database. Adding either a “u” (not seasonally adjusted) or an “s” (seasonally adjusted) to the end of these prefixes further specifies the type of data needed.

EXAMPLES

For commodity and FD-ID indexes, series identifiers combine a “wpu” prefix (not seasonally adjusted) or a “wps” prefix (seasonally adjusted) with a commodity code.

<u>Commodity code</u>	<u>Provides data for:</u>
wps141101	Passenger cars, seasonally adjusted
wpu141101	Passenger cars, not seasonally adjusted
wpufd4	Final demand, not seasonally adjusted
wpsid63	Services for intermediate demand, seasonally adjusted

For discontinued commodity indexes, series identifiers combine a “wdu” prefix (not seasonally adjusted) or a “wds” prefix (seasonally adjusted) with a commodity code.

<u>Commodity code</u>	<u>Provides data for:</u>
wds019	Other farm products, seasonally adjusted
wdu0635	Preparations, ethical (prescription), not seasonally adjusted
wdusi138011	Stainless steel mill products, not seasonally adjusted

Current price indexes grouped by industry according to NAICS have series identifiers that begin with the prefix “pcu.” After the prefix, there are 12 digits (the 6-digit industry code is listed twice) followed by up to 7 alphanumeric characters identifying product detail. Dashes are used as placeholders for higher-level industry group codes.

<u>Industry-product code, current NAICS series</u>	<u>Provides data for:</u>
pcu325---325---	Chemical manufacturing
pcu336110336110	Automobile and light duty motor vehicle manufacturing
pcu621111621111411	Offices of physicians, one- and two-physician practices and single-specialty group practices, general/family practice

Discontinued industry-product codes based on SIC combine a “pdu” prefix and “#” between the fourth and fifth characters of the product code. Series identifiers for the discontinued dataset use underscores as placeholders to complete a reference to an SIC industry group code of fewer than four digits. (All PPI industry-based indexes organized by SIC were discontinued with the introduction of NAICS in 2004.)

<u>Industry-product code, discontinued SIC series</u>	<u>Provides data for:</u>
pdu28_#	Chemicals and allied products
pdu331_#	Blast furnaces, steel works, and rolling and finishing mills
pdu3711#111	Passenger cars

Price indexes for discontinued series grouped by industry according to NAICS have identifiers that begin with the prefix “ndu”. After the prefix, there are 12 numeric digits (the 6-digit industry code is listed twice), and up to 7 additional alphanumeric characters that identify product detail. Dashes are used as placeholders for higher-level group codes.

*Industry-product code,
discontinued NAICS series*
ndu212231212231
ndu2122312122312
ndu212231212231214

Provides data for
Lead and zinc ore mining
Lead, zinc concentrates
Lead concentrates

- **Text Files** are best suited for users requiring access to either a large volume of time series data or other PPI-related documentation, such as seasonal factor tables and relative importance tables. The text files can be accessed at download.bls.gov/ or directly from links on the “PPI Databases” page or the PPI homepage. Data and documentation available for download include the following:

Industry Data	<u>Directory:</u> /pub/time.series/pc
Industry Data - Discontinued (NAICS basis)	/pub/time.series/nd
(SIC basis)	/pub/time.series/pd
Commodity Data (incl. FD-ID)	/pub/time.series/wp
Commodity Data – Discontinued	/pub/time.series/wd
Special requests	/pub/special.requests/ppi

Additional information

The PPI homepage (www.bls.gov/ppi) contains additional information regarding PPI data and methodology. The “PPI Publications” section of the homepage provides PPI news releases, both current and archived, as well as general PPI information. The “PPI Tables” section provides relative importance and seasonal factor tables. The remaining sections offer special notices and publications pertaining to PPI methodology and applications.

For questions or comments regarding PPI data classification, methodology, or data availability on the Internet, call or e-mail the Section of Index Analysis and Public Information at (202) 691-7705 or ppi-info@bls.gov. If you are deaf, hard of hearing, or have a speech disability, please dial 7-1-1 to access telecommunications relay services.