

PPI Detailed Report

Data for October 2023



U.S. Department of Labor

U.S. Bureau of Labor Statistics

A blue-tinted composite image. The background shows a large industrial machine with sparks flying from a welding point. In the foreground, a man and a woman are sitting at a desk, looking at a laptop and some papers. The overall scene represents the intersection of industry and labor statistics.

**Mining • Manufacturing • Services
Agriculture • Utilities • Construction**

PPI Detailed Report Data for October 2023

Editors

Joseph Kowal
Gabriel Vera
Timothy Schermerhorn
Nachelle Jackson

Vol. 27, No. 10

Contents

	<i>Page</i>
Producer Price Indexes, October 2023	1
Report on Quality Changes for 2024 Model Vehicles	6
Resampling of Industries	7
Recalculated Seasonal Adjustment Factors and Relative Importance Figures to be Available on February 14, 2024	8
Charts	
Final demand	9
Processed goods for intermediate demand	10
Unprocessed goods for intermediate demand	11
Services for intermediate demand	12
Tables	
Producer Price Indexes	
1. Final demand – intermediate demand weights and percent changes, seasonally adjusted	13
2. Selected commodity groupings percent changes by final demand – intermediate demand category	19
3. Final demand – intermediate demand indexes, seasonally adjusted	29
4. Final demand – intermediate demand weights and percent changes, not seasonally adjusted	35
5. Final demand – intermediate demand indexes, not seasonally adjusted	41
6. Selected commodity and service groupings percent changes, not seasonally adjusted	47
7. Commodity and service groupings and individual items, percent changes, not seasonally adjusted	49
8. Commodity and service groupings and individual items, indexes and percent changes, seasonally adjusted	108
9. Commodity and service groupings and individual items indexes, not seasonally adjusted	132
10. Net output of selected industries and industry groups, indexes and percent changes.....	188
11. Net output of selected industries and their products indexes	190
12. Net output of selected industries and their products, percent changes	259
13. Special commodity groupings	332
14. Net inputs to industries, excluding capital investment, labor, and imports	334
15. Industry and industry-classified product indexes recoded, effective October 2023	339
16. New industry and industry-classified product indexes introduced into the Producer Price Index, effective October 2023	340
17. Industry and industry-classified product indexes deleted from the Producer Price Index, effective October 2023	341
18. Commodity-based product indexes, recoded, effective October 2023	342
19. Commodity-based product indexes introduced into the Producer Price Index, effective October 2023...	343
20. Commodity-based product indexes deleted from the Producer Price Index, effective October 2023	344
Technical note	345

Producer Price Index Release Dates

The following is the schedule of release dates for Producer Price Index data for the remainder of 2023 and 2024. News releases are issued at 8:30 a.m. eastern time on each release date.

Reference Month	Release Date
October 2023	Nov. 15, 2023
November 2023	Dec. 13, 2023
December 2023	Jan. 12, 2024
January 2024	Feb. 16, 2024
February 2024	Mar. 14, 2024
March 2024	Apr. 11, 2024
April 2024	May 14, 2024
May 2024	Jun. 13, 2024
June 2024	Jul. 12, 2024
July 2024	Aug. 13, 2024
August 2024	Sep. 12, 2024
September 2024	Oct. 11, 2024
October 2024	Nov. 14, 2024
November 2024	Dec. 12, 2024

Producer Price Indexes – October 2023

The Producer Price Index for final demand fell 0.5 percent in October, seasonally adjusted, after advancing 0.4 percent in September. (See table A.) The October decline is the largest decrease in final demand prices since a 1.2-percent drop in April 2020. On an unadjusted basis, the index for final demand rose 1.3 percent for the 12 months ended in October.

In October, the index for final demand goods fell 1.4 percent. Prices for final demand services were unchanged.

The index for final demand less foods, energy, and trade services advanced 0.1 percent in October, the fifth consecutive rise. For the 12 months ended in October, prices for final demand less foods, energy, and trade services moved up 2.9 percent.

Final Demand

Final demand goods: Prices for final demand goods moved down 1.4 percent in October, the first decrease since falling 1.5 percent in May. A major factor in the October decline was the index for final demand energy, which dropped 6.5 percent. Prices for final demand foods fell 0.2 percent. Conversely, the index for final demand goods less foods and energy edged up 0.1 percent.

Product detail: Over 80 percent of the October decline in the index for final demand goods is attributable to a 15.3-percent drop in prices for gasoline. The indexes for diesel fuel; hay, hayseeds, and oilseeds; home heating oil; liquefied petroleum gas; and light motor trucks also fell. (In accordance with usual practice, most new-model-year passenger cars and light motor trucks were introduced into the PPI in October. See *Report on Quality Changes for 2024 Model Vehicles* at www.bls.gov/web/ppi/ppimotveh.htm.) In contrast, prices for tobacco products increased 2.4 percent. The indexes for butter and for residual fuels also moved up. (See table 2.)

Final demand services: Prices for final demand services were unchanged in October following six consecutive advances. In October, increases of 1.5 percent in the index for final demand transportation and warehousing services and 0.1 percent in prices for final demand services less trade, transportation, and warehousing offset a 0.7-percent decline in margins for final demand trade services. (Trade indexes measure changes in margins received by wholesalers and retailers.)

Product detail: Within the index for final demand services in October, prices for airline passenger services rose 3.1 percent. The indexes for chemicals and allied products wholesaling, inpatient care, outpatient care (partial), and truck transportation

of freight also increased. Conversely, margins for machinery and vehicle wholesaling declined 2.9 percent. The indexes for apparel, footwear, and accessories retailing; portfolio management; traveler accommodation services; and health, beauty, and optical goods retailing also fell.

Intermediate Demand by Commodity Type

Within intermediate demand in October, prices for processed goods fell 0.9 percent, the index for unprocessed goods declined 1.4 percent, and prices for services were unchanged. (See tables B and C.)

Processed goods for intermediate demand: Prices for processed goods for intermediate demand moved down 0.9 percent in October, the largest decrease since falling 1.6 percent in May. Leading the October decline, the index for processed energy goods dropped 4.3 percent. Prices for processed foods and feeds decreased 0.4 percent. In contrast, the index for processed materials less foods and energy advanced 0.1 percent. For the 12 months ended in October, prices for processed goods for intermediate demand fell 4.5 percent.

Product detail: Over 70 percent of the October decline in prices for processed goods for intermediate demand can be traced to a 12.0-percent drop in the index for diesel fuel. Prices for gasoline, prepared animal feeds, plastic resins and materials, liquified petroleum gas, and building paper and board also moved lower. Conversely, the index for primary basic organic chemicals increased 13.0 percent. Prices for commercial electric power and for meats also moved higher.

Unprocessed goods for intermediate demand: The index for unprocessed goods for intermediate demand fell 1.4 percent in October, the largest decline since dropping 5.2 percent in May. The broad-based October decrease was led by prices for unprocessed foodstuffs and feedstuffs, which moved down 3.1 percent. The indexes for unprocessed energy materials and for unprocessed nonfood materials less energy also fell, 0.3 percent and 0.4 percent, respectively. For the 12 months ended in October, prices for unprocessed goods for intermediate demand decreased 14.0 percent.

Product detail: A major factor in the October decrease in prices for unprocessed goods for intermediate demand was the index for slaughter poultry, which fell 4.9 percent. Prices for crude petroleum; slaughter hogs; hay, hayseeds, and oilseeds; corn; and copper base scrap also moved lower. In contrast, the index for natural gas increased 10.9 percent. Prices for recyclable paper and for slaughter cows and bulls also rose.

Chart 1. One-month percent changes in selected PPI final demand price indexes, seasonally adjusted

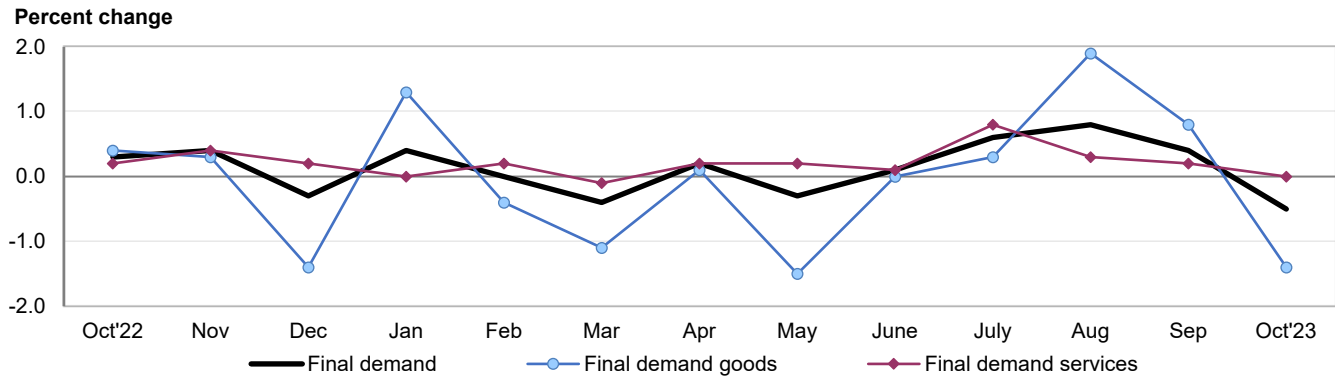


Chart 2. Twelve-month percent changes in selected PPI final demand price indexes, not seasonally adjusted

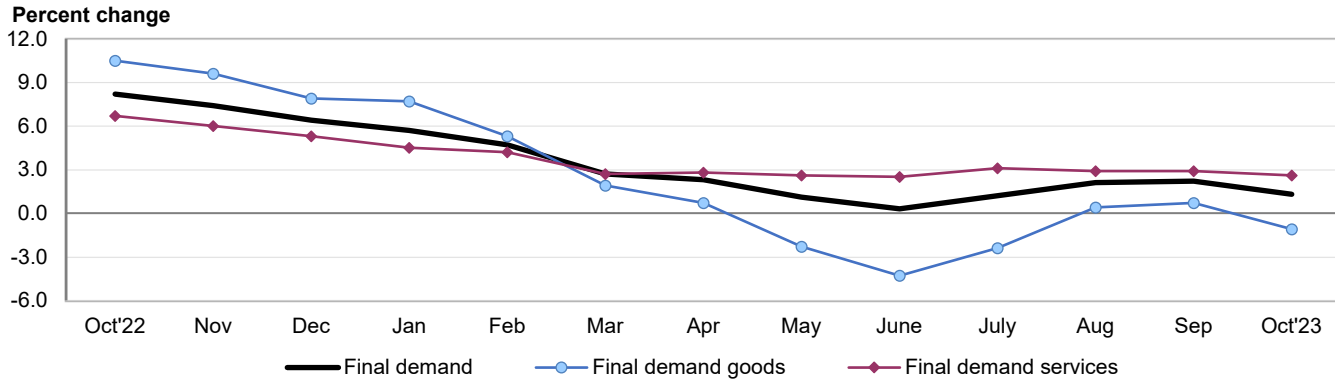


Table A. Monthly and 12-month percent changes in selected final demand price indexes, seasonally adjusted

Month	Total final demand	Final demand less foods, energy, and trade	Final demand goods				Final demand services				Change in final demand from 12 months ago (unadj.)	Change in final demand less foods, energy, and trade from 12 mo. ago (unadj.)
			Total	Foods	Energy	Less foods and energy	Total	Trade	Transportation and warehousing	Other		
2022												
Oct....	0.3	0.2	0.4	0.7	1.5	0.0	0.2	0.2	0.0	0.2	8.2	5.5
Nov....	0.4	0.4	0.3	3.3	-2.3	0.3	0.4	0.5	-0.4	0.5	7.4	4.9
Dec....	-0.3	0.2	-1.4	-0.9	-6.3	0.1	0.2	0.3	0.0	0.2	6.4	4.7
2023												
Jan. . .	0.4	0.5	1.3	-1.3	5.4	0.6	0.0	-0.8	-0.5	0.5	5.7	4.4
Feb. . .	0.0	0.3	-0.4	-2.3	-0.8	0.3	0.2	-0.2	-0.8	0.4	4.7	4.5
Mar. . .	-0.4	0.1	-1.1	0.2	-6.1	0.2	-0.1	-0.6	-0.7	0.2	2.7	3.7
Apr....	0.2	0.2	0.1	-0.4	0.7	0.1	0.2	0.4	-2.5	0.5	2.3	3.4
May. . .	-0.3	0.0	-1.5	-1.0	-6.9	0.1	0.2	0.8	-0.5	0.0	1.1	2.9
June ¹ ..	0.1	0.3	0.0	-0.3	0.8	-0.2	0.1	-0.7	0.0	0.5	0.3	2.9
July ¹ ...	0.6	0.3	0.3	0.4	0.8	0.0	0.8	1.6	0.3	0.6	1.2	3.0
Aug. ¹ ..	0.8	0.2	1.9	-0.3	10.2	0.1	0.3	0.3	-0.1	0.3	2.1	3.0
Sept. ¹ ..	0.4	0.3	0.8	0.7	3.1	0.2	0.2	-0.1	0.2	0.3	2.2	3.0
Oct....	-0.5	0.1	-1.4	-0.2	-6.5	0.1	0.0	-0.7	1.5	0.1	1.3	2.9

¹ Some of the figures shown above and elsewhere in this release may differ from those previously reported because data for June 2023 through September 2023 have been revised to reflect the availability of late reports and corrections by respondents.

Table B. Monthly and 12-month percent changes in selected intermediate demand price indexes for goods by commodity type, seasonally adjusted

Month	Processed goods for intermediate demand					Unprocessed goods for intermediate demand				
	Total	Foods and feeds	Energy goods	Less foods and energy	Total, change from 12 months ago (unadj.)	Total	Food-stuffs and feed-stuffs	Energy materials	Nonfood materials less energy	Total, change from 12 months ago (unadj.)
2022										
Oct.....	-0.2	-0.2	1.5	-0.8	10.1	-9.7	-0.7	-18.1	-4.1	9.3
Nov.....	-0.5	0.8	-1.9	-0.2	7.6	-3.1	0.0	-6.7	-0.7	3.5
Dec.....	-2.5	-0.6	-9.8	-0.4	4.8	1.5	-0.2	5.2	-1.7	10.7
2023										
Jan.....	1.1	0.2	4.9	0.1	3.9	-4.7	-5.8	-7.0	2.1	2.8
Feb.....	-0.4	-2.1	-1.6	0.2	2.1	-4.9	-1.0	-10.9	0.3	-10.4
Mar.....	-1.0	-0.2	-3.9	-0.2	-1.0	-4.7	-0.7	-11.1	-0.9	-16.8
Apr.....	-0.5	-1.1	-2.9	0.2	-3.4	1.1	-1.5	3.7	1.8	-20.3
May.....	-1.6	-1.8	-7.0	-0.1	-7.2	-5.2	-4.6	-8.0	-2.1	-28.2
June ¹	-0.5	-1.2	-0.5	-0.4	-9.4	-1.0	1.0	-2.8	-1.6	-32.1
July ¹	-0.3	1.1	-0.1	-0.6	-7.6	2.4	-0.8	10.1	-3.1	-24.0
Aug. ¹	2.2	0.8	11.8	-0.2	-4.4	2.2	0.1	5.8	0.0	-26.2
Sept. ¹	0.5	0.8	2.3	0.0	-3.8	3.7	2.3	7.6	-0.6	-21.3
Oct.....	-0.9	-0.4	-4.3	0.1	-4.5	-1.4	-3.1	-0.3	-0.4	-14.0

¹ Some of the figures shown above and elsewhere in this release may differ from those previously reported because data for June 2023 through September 2023 have been revised to reflect the availability of late reports and corrections by respondents.

Services for intermediate demand: The index for services for intermediate demand was unchanged in both October and September. In October, increases of 0.9 percent in margins for trade services for intermediate demand and 0.7 percent in prices for transportation and warehousing services for intermediate demand offset a 0.3-percent decrease in the index for services less trade, transportation, and warehousing for intermediate demand. For the 12 months ended in October, prices for services for intermediate demand advanced 3.5 percent.

Product detail: Within the index for services for intermediate demand in October, margins for chemicals and allied products wholesaling rose 6.7 percent. The indexes for business loans (partial); metals, minerals, and ores wholesaling; legal services; and airline passenger services also moved higher. Conversely, prices for gross rents for retail properties fell 7.0 percent. The indexes for securities brokerage, dealing, investment advice, and related services; portfolio management; food wholesaling; and deep-sea water transportation of freight also decreased.

Table C. Monthly and 12-month percent changes in selected intermediate demand price indexes for services by commodity type, seasonally adjusted

Month	Services for intermediate demand				Total, change from 12 months ago (unadj.)
	Total	Trade	Transportation and warehousing	Other	
2022					
Oct.....	0.4	0.0	0.6	0.5	6.7
Nov.....	0.8	0.9	-1.3	1.2	6.9
Dec.....	0.0	-1.3	0.0	0.4	6.0
2023					
Jan.....	1.0	0.8	0.5	1.1	6.3
Feb.....	0.3	-0.7	0.0	0.7	6.2
Mar.....	-0.3	0.9	-1.0	-0.5	4.5
Apr.....	0.7	0.8	-1.1	1.0	4.4
May.....	0.2	-0.3	-0.3	0.4	3.9
June ¹	0.1	-0.8	-0.1	0.4	4.4
July ¹	0.6	2.1	0.9	0.2	4.8
Aug. ¹	0.1	-0.2	-0.6	0.3	4.5
Sept. ¹	0.0	-0.5	0.5	0.1	4.0
Oct.....	0.0	0.9	0.7	-0.3	3.5

¹ Some of the figures shown above and elsewhere in this release may differ from those previously reported because data for June 2023 through September 2023 have been revised to reflect the availability of late reports and corrections by respondents.

Intermediate Demand by Production Flow

Stage 4 intermediate demand: Prices for stage 4 intermediate demand decreased 0.3 percent in October, the largest decline since falling 0.3 percent in March. In October, the index for total goods inputs to stage 4 intermediate demand dropped 0.4 percent, and prices for total services inputs moved down 0.3 percent. (See table D.) Decreases in the indexes for gasoline; gross rents for retail properties; securities brokerage, dealing, investment advice, and related services; portfolio management; diesel fuel; and food wholesaling outweighed increases in the indexes for chemicals and allied products wholesaling, architectural and engineering services, and fabricated structural metal. For the 12 months ended in October, prices for stage 4 intermediate demand rose 1.9 percent.

Stage 3 intermediate demand: The index for stage 3 intermediate demand declined 0.5 percent in October, the largest decrease since falling 1.4 percent in May. In October, prices for total goods inputs to stage 3 intermediate demand dropped 1.7 percent. In contrast, the index for total services inputs advanced 0.5 percent. Lower prices for diesel fuel, gasoline, slaughter poultry, slaughter hogs, steel mill products, and gross rents for retail properties outweighed increases in the indexes for cable network advertising time sales, primary basic organic chemicals, and chemicals and allied products wholesaling. For the 12 months ended in October, prices for stage 3 intermediate demand declined 4.1 percent, the eighth straight 12-month decrease.

Stage 2 intermediate demand: Prices for stage 2 intermediate demand edged down 0.1 percent in October following three consecutive advances. In October, the index for total goods inputs to stage 2 intermediate demand fell 0.5 percent. Conversely, prices for total services inputs rose 0.2 percent. Decreases in the indexes for crude petroleum, oilseeds, liquefied petroleum gas, food wholesaling, and prepared animal feeds outweighed increases in the indexes for business loans (partial), natural gas, primary basic organic chemicals, and chemicals and allied products wholesaling. For the 12 months ended in October, prices for stage 2 intermediate demand fell 2.7 percent.

Stage 1 intermediate demand: The index for stage 1 intermediate demand moved down 0.4 percent in October, the largest decrease since dropping 1.0 percent in May. In October, prices for total goods inputs to stage 1 intermediate demand fell 0.7 percent, and the index for total services inputs declined 0.2 percent. Lower prices for diesel fuel; gasoline; gross rents for retail properties; securities brokerage, dealing, investment advice, and related services; traveler accommodation services; and steel mill products outweighed increases in the indexes for primary basic organic chemicals, chemicals and allied products wholesaling, and airline passenger services. For the 12 months ended in October, prices for stage 1 intermediate demand fell 1.5 percent, the seventh consecutive 12-month decrease.

Table D. Monthly percent changes in selected intermediate demand price indexes by production flow, seasonally adjusted

Month	Stage 4 intermediate demand			Stage 3 intermediate demand			Stage 2 intermediate demand			Stage 1 intermediate demand		
	Total	Goods inputs	Services inputs	Total	Goods inputs	Services inputs	Total	Goods inputs	Services inputs	Total	Goods inputs	Services inputs
2022												
Oct.....	0.1	-0.1	0.2	-0.1	-0.6	0.5	-4.7	-9.8	0.8	0.1	-0.2	0.4
Nov.....	0.4	-0.2	1.0	-0.4	-1.1	0.3	-1.0	-2.9	0.8	0.1	-0.6	0.9
Dec.....	-0.4	-0.7	0.0	-2.0	-3.8	0.0	1.0	1.5	0.6	-1.8	-3.0	-0.4
2023												
Jan.....	1.0	0.8	1.2	0.2	-0.5	0.9	-0.9	-2.9	0.9	0.7	0.8	0.7
Feb.....	0.0	-0.1	0.2	-0.2	-0.6	0.1	-1.4	-4.6	1.2	-0.3	-0.4	-0.2
Mar.....	-0.3	-0.5	-0.1	-0.7	-1.1	-0.4	-2.5	-4.9	-0.7	-0.4	-1.0	0.2
Apr.....	0.3	-0.2	0.7	-0.2	-1.2	0.7	0.9	1.2	0.7	-0.1	-0.7	0.5
May.....	-0.2	-0.6	0.2	-1.4	-3.0	-0.1	-1.4	-4.1	0.6	-1.0	-1.8	-0.2
June ¹	0.0	0.0	0.1	-0.1	-0.1	-0.2	-1.0	-2.2	-0.2	-0.1	-0.6	0.3
July ¹	0.4	-0.1	0.9	-0.4	-1.4	0.5	1.9	4.0	0.4	0.1	-0.7	0.9
Aug. ¹	0.6	0.7	0.5	1.2	3.3	-0.5	0.8	2.2	-0.3	1.4	2.6	0.4
Sept. ¹	0.2	0.3	0.2	0.5	1.2	0.0	1.2	3.4	-0.4	0.3	0.3	0.3
Oct.....	-0.3	-0.4	-0.3	-0.5	-1.7	0.5	-0.1	-0.5	0.2	-0.4	-0.7	-0.2

¹ Some of the figures shown above and elsewhere in this release may differ from those previously reported because data for June 2023 through September 2023 have been revised to reflect the availability of late reports and corrections by respondents.

Report on Quality Changes for 2024 Model Vehicles

In accordance with usual practice, most new-model-year passenger cars and light motor trucks were introduced into the Producer Price Index (PPI) with the release of data for October 2023.

Passenger Cars

The value of quality changes for a sample of 2024-model-year domestically produced passenger cars included in the PPI for October averaged \$76.07, according to estimates by the U.S. Bureau of Labor Statistics (BLS). This change represents 6.4 percent of the average \$1,180.15 increase in manufacturer invoice prices for 2024 models as compared with models from the prior year.

The retail equivalent value of these quality changes averaged \$80.48, representing 6.5 percent of the average \$1,237.42 over-the-year increase in manufacturer suggested list prices.

The \$80.48 estimated retail value of quality change included improvements to safety equipment, powertrains, and changes in levels of standard or optional equipment.

Light Trucks

The value of quality changes for a sample of 2024-model-year domestically produced light trucks included in the PPI for October averaged \$230.98. This change represents 11.3 percent of the average \$2,044.80 increase in manufacturer invoice prices for 2024 models as compared with models from the prior year.

The retail equivalent value of these quality changes averaged \$245.19, representing 11.4 percent of the average \$2,155.62 over-the-year increase in manufacturer suggested list prices.

The \$245.19 estimated retail value of quality change breaks down as follows:

- \$210.79 for improvements to powertrains.
- \$34.40 for other changes, such as improvements to infotainment systems and changes in levels of standard or optional equipment.

For technical information regarding quality changes for 2024-model-year motor vehicles, contact Jonathan McQuade at McQuade.Jonathan@bls.gov or (202) 691-7747. For general PPI information, contact the PPI Section of Index Analysis and Public Information, at ppi-info@bls.gov or (202) 691-7705.

Estimates of the value of quality change are based on a review by the BLS of data supplied by producers for similarly equipped 2023 and 2024 domestic models priced for the PPI. Most of the estimates of quality changes in this release are derived from information supplied for the PPI for October. These data also form the basis of the new vehicle quality adjustment for the Consumer Price Index (CPI). However, it should be noted that, effective with the release of data for January 1999, changes made solely for the purpose of meeting air pollution standards are not considered quality improvements for CPI calculation purposes.

Resampling of Industries – October 2023

Effective with this report, the Producer Price Index (PPI) includes data for 6 resampled industries classified according to the 2022 North American Industry Classification System (NAICS). The Bureau of Labor Statistics periodically updates the sample of producers providing data for the PPI to reflect current conditions more accurately when the structure, membership, technology, or product mix of an industry shifts.

NAICS

<i>Code</i>	<i>Industry</i>
311511	Fluid milk manufacturing
311812	Commercial bakeries
327213	Glass container manufacturing
331315	Aluminum sheet, plate, and foil manufacturing

The first results of this systematic process were published in July 1986. Subsequent efforts have been completed at regular intervals.

For information on specific index additions, deletions, and recodes effective October 2023, see tables 15 through 20 of this report, or contact the PPI Section of Index Analysis and Public Information at ppi-info@bls.gov or (202) 691-7705.

NAICS

<i>Code</i>	<i>Industry</i>
331511	Iron foundries
333519	Rolling mill and other metalworking machinery manufacturing

Recalculated Seasonal Adjustment Factors and Relative Importance Figures to be Available on February 14, 2024

Each year with the release of PPI data for January, seasonal adjustment factors and relative importance figures are recalculated to reflect price movements from the just-completed calendar year. The following information relating to the seasonal-factor update will be available on February 14, 2024 (2 workdays prior to the release of PPI data for January 2024 on February 16, 2024):

- Direct seasonal factors for PPI commodity indexes for the year 2024,
- Recalculated seasonal factors for the last 5 years (2019-2023) for PPI commodity indexes,
- Recalculated seasonal factors for the last 5 years (2019-2023) for PPI Final Demand-Intermediate Demand indexes,
- Recalculated seasonal index data for the last 5 years (2019-2023) for Final Demand-Intermediate Demand and commodity indexes. This revision to seasonally adjusted indexes for the previous 5 years will be posted to the PPI database on the BLS website.

In addition, the following relative importance tables, which include values for December 2023, will be available on February 14, 2024:

- Final demand by individual commodities
- Final demand by component series
- Individual commodities of intermediate demand by commodity type
- Component series of intermediate demand by commodity type
- Individual commodities of intermediate demand by production flow
- Component series of intermediate demand by production flow
- Commodities, all levels
- Wherever-provided services and construction

This information will be available on the PPI website at www.bls.gov/ppi or by contacting the PPI Section of Index Analysis and Public Information at ppi-info@bls.gov or (202) 691-7705.

Chart 1. The Final Demand Index and its component indexes, January 2019 through October 2023, 12-month percentage changes

Percent change

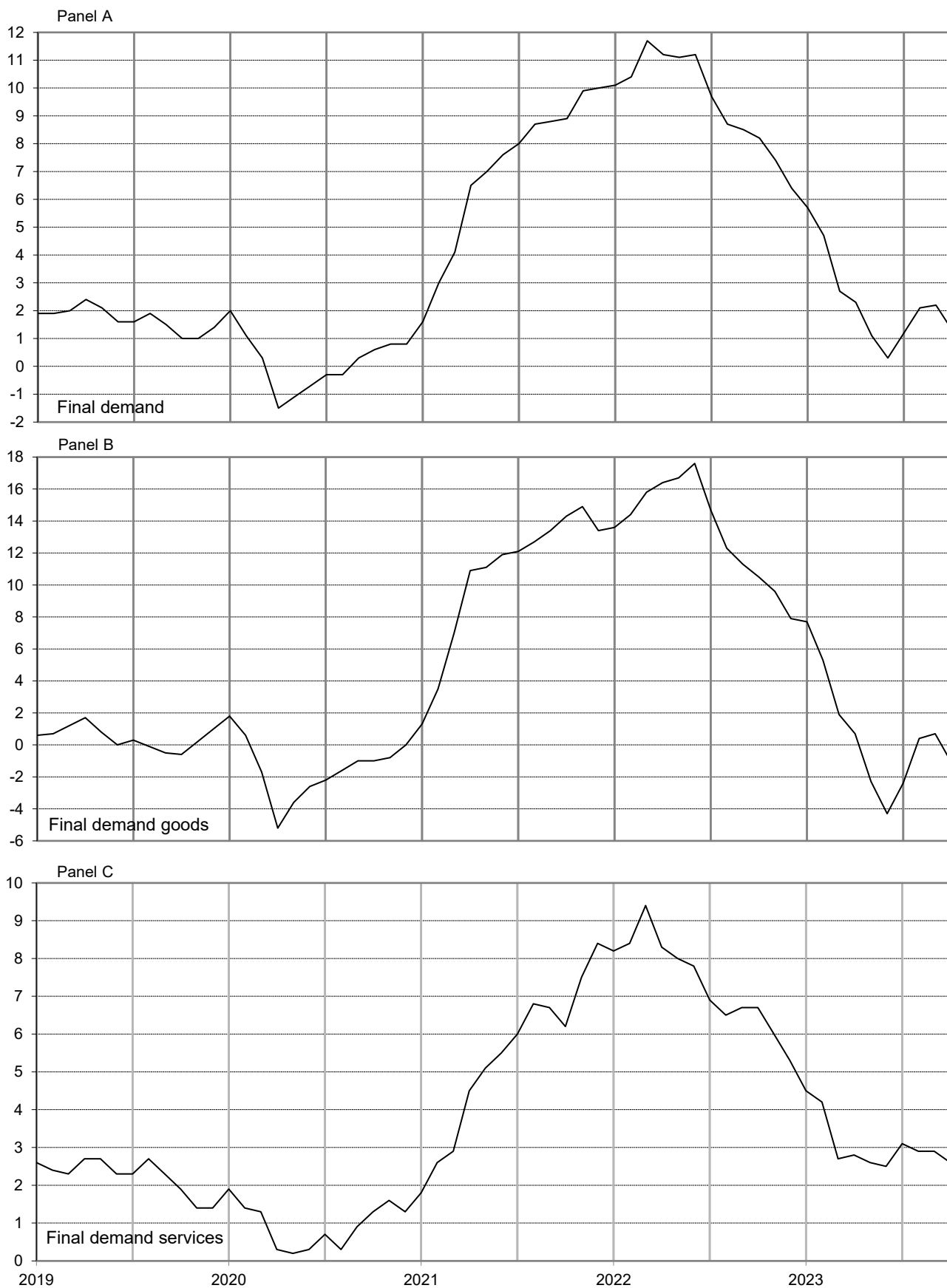


Chart 2. The Processed Goods for Intermediate Demand Index and its component indexes, January 2019 through October 2023, 12-month percentage changes

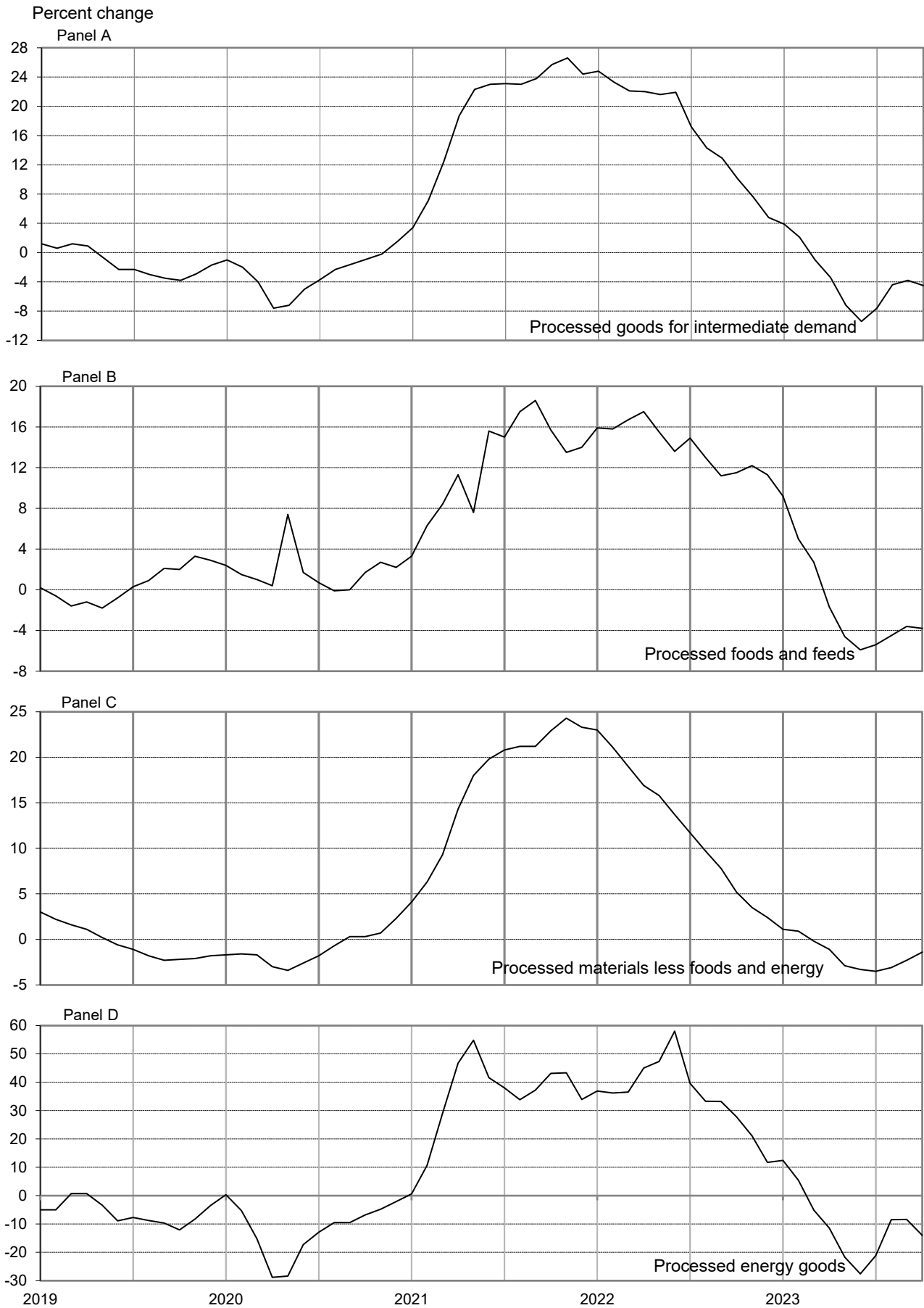


Chart 3. The Unprocessed Goods for Intermediate Demand Index and its component indexes, January 2019 through October 2023, 12-month percentage changes

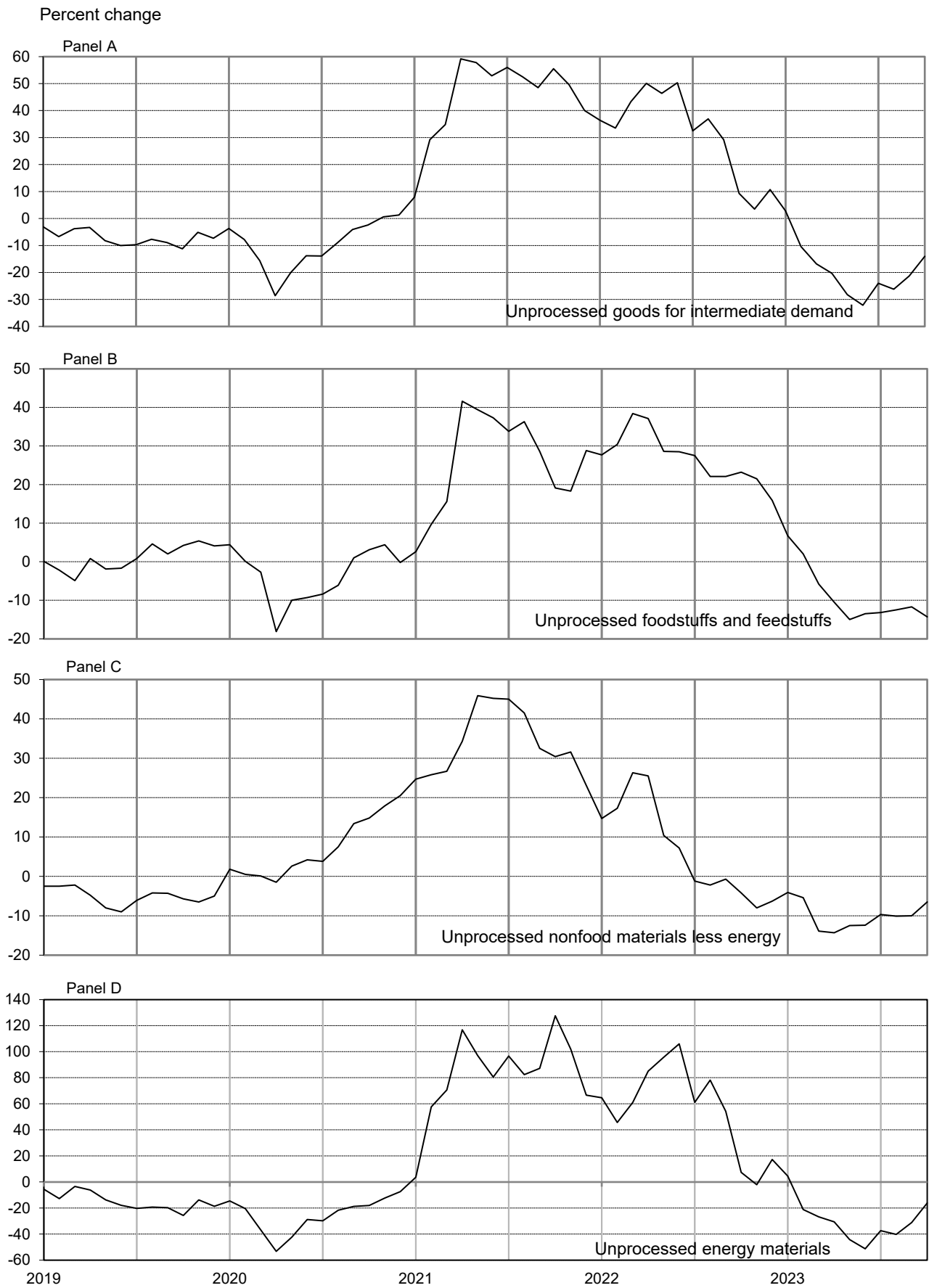
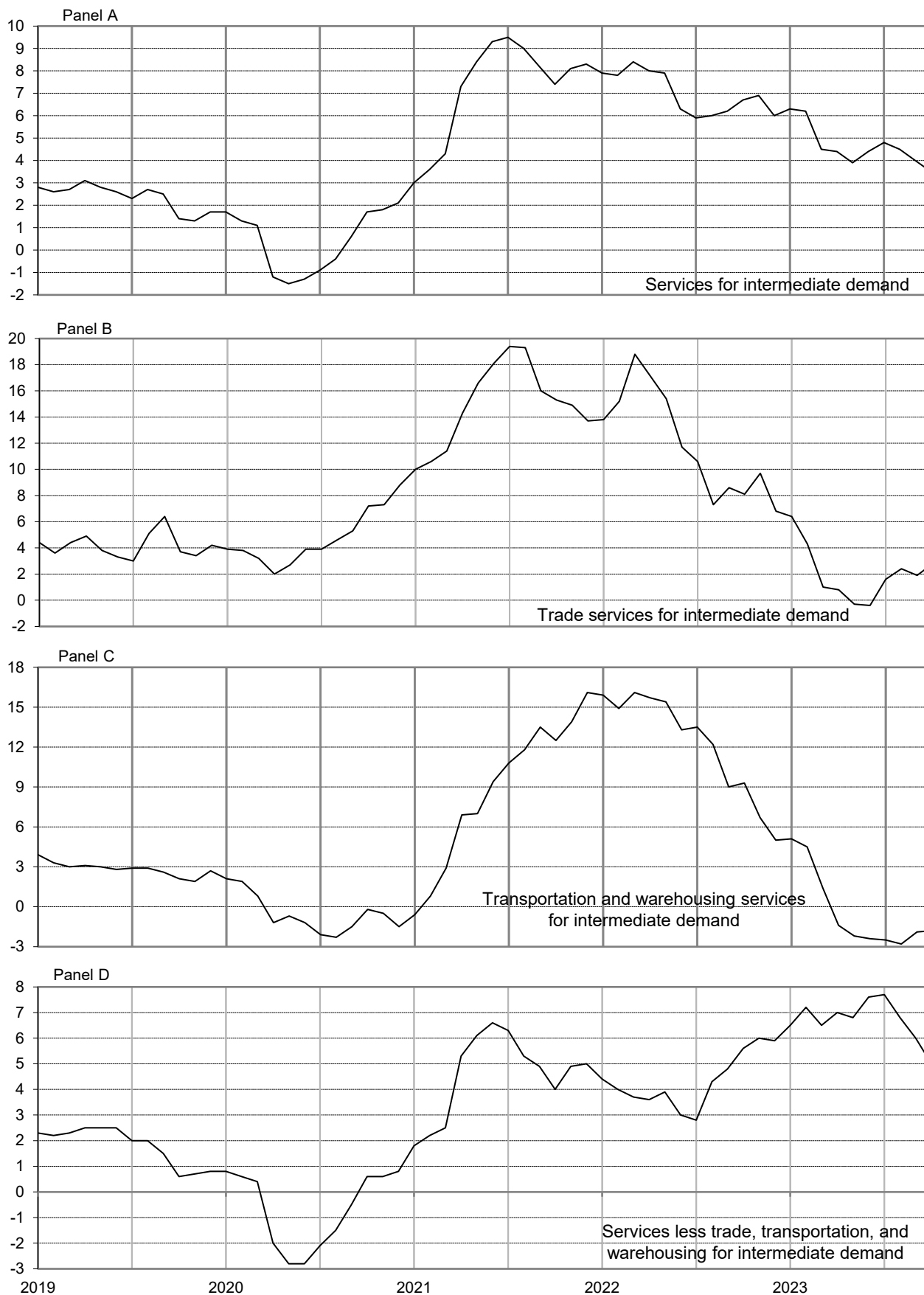


Chart 4. The Services for Intermediate Demand Index and its component indexes, January 2019 through October 2023, 12-month percentage changes

Percent change



Source: U.S. Bureau of Labor Statistics, Producer Price Index Program

Table 1. Producer price index percentage changes and weights for Final Demand-Intermediate Demand groupings, seasonally adjusted [October 2023]

Grouping	Commodity code		Relative Importance Dec. 2022 ¹	Unadjusted 12-month percent change ² Oct. 2022 to Oct. 2023 ^P	Seasonally adjusted 1-month percent change ²				
	Group code	Item code			May to June	June to July ^P	July to Aug. ^P	Aug. to Sept. ^P	Sept. to Oct. ^P
Final Demand									
Final demand.....	FD	4	100.000	1.3	0.1	0.6	0.8	0.4	-0.5
Final demand goods.....	FD	41	30.653	-1.1	0.0	0.3	1.9	0.8	-1.4
Final demand foods.....	FD	411	5.940	-2.3	-0.3	0.4	-0.3	0.7	-0.2
Finished consumer foods ³	FD	4111	4.511	-1.3	0.1	0.0	-0.2	0.6	0.0
Finished consumer foods, crude.....	FD	41113	0.606	-36.8	2.1	-1.8	-5.7	-3.6	-3.1
Finished consumer foods, processed.....	FD	41112	3.905	3.0	-0.1	0.2	0.3	1.0	0.3
Government purchased foods.....	FD	4112	0.406	2.6	-0.4	1.3	0.3	1.4	0.8
Foods for export.....	FD	4113	1.023	-9.1	-1.9	1.4	-1.5	0.7	-1.8
Final demand energy.....	FD	412	5.853	-9.4	0.8	0.8	10.2	3.1	-6.5
Finished consumer energy goods ³	FD	4121	4.451	-7.4	1.2	0.8	8.7	2.9	-7.4
Government purchased energy.....	FD	4122	0.942	-15.8	-0.6	0.3	15.7	3.3	-4.2
Energy for export.....	FD	4123	0.460	-14.9	-1.5	1.9	15.1	4.7	-1.7
Final demand goods less foods and energy.....	FD	413	18.859	2.0	-0.2	0.0	0.1	0.2	0.1
Finished goods less foods and energy ³	FD	4131	10.768	3.2	0.0	0.2	0.2	0.2	0.1
Finished consumer goods less foods and energy.....	FD	41311	5.731	3.1	0.0	0.2	0.2	0.2	0.1
Nondurable consumer goods less foods and energy.....	FD	413111	3.441	4.1	0.0	0.2	0.2	0.1	0.4
Durable consumer goods.....	FD	413112	2.290	1.6	-0.1	0.1	0.2	0.3	-0.3
Private capital equipment.....	FD	41312	5.037	3.2	0.1	0.3	0.2	0.2	0.0
Private capital equipment for manufacturing industries.....	FD	413121	1.222	4.2	0.2	0.3	0.2	0.1	0.0
Private capital equipment for nonmanufacturing industries.....	FD	413122	3.815	2.9	0.0	0.3	0.1	0.2	0.0
Government purchased goods, excluding foods and energy.....	FD	4132	1.967	1.0	-0.2	0.0	0.1	0.2	0.2
Government purchased goods excluding foods, energy, and capital equipment.....	FD	41321	1.160	0.3	-0.4	-0.2	0.1	0.2	0.3
Government purchased capital equipment.....	FD	41322	0.807	2.0	0.1	0.4	0.2	0.1	0.0
Goods for export, excluding foods and energy.....	FD	4133	6.124	0.3	-0.5	-0.3	0.0	0.1	0.0
Final demand services.....	FD	42	66.677	2.6	0.1	0.8	0.3	0.2	0.0
Final demand trade services ⁴	FD	423	19.700	0.8	-0.7	1.6	0.3	-0.1	-0.7
Trade of finished goods ³	FD	4231	17.049	0.2	-0.5	1.2	0.3	-0.1	-0.8
Trade of personal consumption goods.....	FD	42311	13.855	0.0	-0.1	0.6	0.3	-0.2	-0.6
Trade of private capital equipment.....	FD	42312	3.194	1.3	-2.4	3.8	0.4	0.4	-1.7
Trade of government purchased goods.....	FD	4232	0.750	4.8	-1.4	4.2	0.0	0.3	-0.3
Trade of government purchased goods, excluding capital equipment.....	FD	42321	0.457	5.2	-0.2	3.4	-0.2	0.0	0.8
Trade of government purchased capital equipment.....	FD	42322	0.293	4.1	-3.3	5.5	0.5	0.6	-2.2
Trade of exports.....	FD	4233	1.901	3.9	-2.0	3.9	-0.1	-0.1	0.2
Final demand transportation and warehousing services.....	FD	422	5.213	-3.7	0.0	0.3	-0.1	0.2	1.5
Transportation of passengers for final demand.....	FD	4221	1.275	-0.7	2.0	1.7	-1.9	-3.1	3.1
Transportation of private passengers.....	FD	42211	0.860	-0.7	2.0	1.7	-1.9	-3.1	3.1
Transportation of government passengers.....	FD	42212	0.103	-0.7	2.0	1.7	-1.9	-3.1	3.1
Transportation of passengers for export.....	FD	42213	0.312	-0.7	2.1	1.7	-1.9	-3.1	3.1
Transportation and warehousing of goods for final demand.....	FD	4222	3.938	-4.6	-0.7	-0.2	0.5	1.3	1.0
Transportation and warehousing of finished goods ³	FD	42221	2.567	-5.2	-0.7	-0.3	0.5	1.3	1.0
Transportation and warehousing of personal consumption goods.....	FD	422211	2.063	-5.0	-0.7	-0.2	0.5	1.3	1.0
Transportation and warehousing of private capital equipment.....	FD	422212	0.504	-6.1	-0.8	-0.5	0.5	1.4	1.0
Transportation and warehousing of government purchased goods.....	FD	42222	0.233	-3.5	-0.8	0.2	0.3	1.2	0.7
Transportation and warehousing of exports.....	FD	42223	1.138	-3.5	-0.6	-0.2	0.7	1.2	1.0
Final demand services less trade, transportation, and warehousing.....	FD	421	41.763	4.3	0.5	0.6	0.3	0.3	0.1
Finished services less trade, transportation, and warehousing ³	FD	4211	36.505	4.1	0.5	0.6	0.3	0.4	0.1
Finished consumer services less trade, transportation, and warehousing.....	FD	42111	32.158	4.1	0.5	0.6	0.2	0.4	0.0
Private capital investment services less trade, transportation, and warehousing.....	FD	42112	4.347	3.7	0.4	0.2	0.8	0.1	0.5
Government purchased services less trade, transportation, and warehousing.....	FD	4212	2.674	4.0	0.7	0.6	0.6	0.0	-0.2
Gov. purchased services less trade, transportation, and warehousing, excl. capital investment.....	FD	42121	2.515	4.1	0.7	0.6	0.6	0.0	-0.2
Government purchased capital investment services less trade, transportation, and warehousing.....	FD	42122	0.159	2.7	0.4	0.1	0.6	-0.3	0.4
Services for export less trade, transportation, and warehousing.....	FD	4213	2.584	8.0	0.9	0.6	0.5	0.1	-0.1
Final demand construction.....	FD	43	2.670	0.7	0.0	-1.2	0.1	0.1	-0.4
Construction for private capital investment.....	FD	431	1.856	0.7	0.0	-1.3	0.1	0.1	-0.4
Construction for government.....	FD	432	0.814	0.7	0.0	-1.1	0.1	0.0	-0.3
Special Groupings of Final Demand									
Final demand less exports.....	FD	49101	86.458	1.4	0.2	0.6	0.8	0.4	-0.5
Final demand less government.....	FD	49102	92.111	1.5	0.1	0.6	0.7	0.4	-0.5

See footnotes at end of table.

Table 1. Producer price index percentage changes and weights for Final Demand-Intermediate Demand groupings, seasonally adjusted — Continued
 [October 2023]

Grouping	Commodity code		Relative Importance Dec. 2022 ¹	Unadjusted 12-month percent change ² Oct. 2022 to Oct. 2023 ^P	Seasonally adjusted 1-month percent change ²				
	Group code	Item code			May to June	June to July ^P	July to Aug. ^P	Aug. to Sept. ^P	Sept. to Oct. ^P
Final demand less foods, food and nonalcoholic beverages for immediate consumption, and energy ⁵	FD	49103	87.791	2.4	0.0	0.6	0.2	0.2	-0.1
Final demand less foods and energy ⁵	FD	49104	88.207	2.4	0.1	0.6	0.2	0.2	0.0
Final demand less foods and food and nonalcoholic beverages for immediate consumption ⁵	FD	49105	93.644	1.4	0.1	0.7	0.9	0.4	-0.5
Final demand less foods ⁵	FD	49106	94.060	1.6	0.1	0.6	0.8	0.4	-0.5
Final demand less energy.....	FD	49107	94.147	2.2	0.0	0.6	0.2	0.2	0.0
Final demand less trade services.....	FD	49108	80.300	1.5	0.3	0.4	0.9	0.5	-0.4
Final demand less distributive services ⁶	FD	49109	76.362	1.8	0.3	0.4	0.9	0.5	-0.5
Final demand goods less energy.....	FD	49111	24.799	1.0	-0.2	0.1	0.0	0.3	0.0
Final demand goods less foods.....	FD	49112	24.712	-0.8	0.0	0.2	2.4	0.9	-1.6
Final demand services less trade services.....	FD	49113	46.976	3.4	0.5	0.5	0.3	0.3	0.2
Final demand distributive services ⁶	FD	49114	23.638	-0.1	-0.7	1.3	0.3	0.2	-0.4
Final demand goods plus final demand distributive services ⁶	FD	49115	54.290	-0.7	-0.3	0.7	1.2	0.5	-1.0
Final demand less foods, energy, and trade services ⁵	FD	49116	68.507	2.9	0.3	0.3	0.2	0.3	0.1
Private and government purchased capital equipment.....	FD	49117	5.844	3.1	0.1	0.3	0.2	0.2	0.0
Private and government purchased capital investment services.....	FD	49118	8.497	2.4	-0.8	1.7	0.6	0.3	-0.4
Total private and government purchased capital investment.....	FD	49119	14.341	2.4	-0.4	0.7	0.4	0.2	-0.2
Total finished ³	FD	49201	78.567	1.6	0.2	0.6	0.7	0.4	-0.5
Total finished less foods, food and nonalcoholic beverages for immediate consumption, and energy ^{3, 5}	FD	49202	69.193	2.5	0.1	0.6	0.3	0.2	-0.1
Total finished less foods and energy ^{3, 5}	FD	49203	69.605	2.5	0.1	0.6	0.3	0.2	-0.1
Total finished less foods and food and nonalcoholic beverages for immediate consumption ^{3, 5}	FD	49204	73.644	1.7	0.2	0.6	0.8	0.4	-0.6
Total finished less foods ^{3, 5}	FD	49205	74.056	1.8	0.2	0.6	0.8	0.4	-0.6
Total finished less energy ³	FD	49206	74.116	2.3	0.1	0.6	0.2	0.2	-0.1
Finished goods ³	FD	49207	19.730	-0.4	0.3	0.3	2.1	0.9	-1.8
Finished goods less energy ³	FD	49208	15.279	1.8	0.0	0.2	0.1	0.3	0.1
Finished goods, excluding foods ^{3, 5}	FD	49209	15.219	-0.1	0.4	0.4	2.7	1.0	-2.3
Finished services ³	FD	49210	56.981	2.4	0.2	0.7	0.3	0.2	-0.1
Private capital investment services.....	FD	49211	8.045	2.3	-0.7	1.6	0.6	0.3	-0.3
Finished distributive services ^{3, 6}	FD	49212	19.616	-0.5	-0.6	1.0	0.4	0.1	-0.5
Finished services less trade services ³	FD	49213	39.932	3.4	0.4	0.5	0.3	0.3	0.2
Finished services less distributive services ^{3, 6}	FD	49214	37.365	4.0	0.5	0.6	0.3	0.3	0.2
Total private capital investment (goods, services, and construction).....	FD	49215	14.938	2.4	-0.4	0.8	0.4	0.2	-0.2
Finished goods plus finished distributive services ^{3, 6}	FD	49216	39.346	-0.5	-0.1	0.7	1.2	0.5	-1.2
Total exports.....	FD	49301	13.542	0.6	-0.5	0.7	0.4	0.3	0.0
Goods for export.....	FD	49302	7.607	-1.9	-0.8	0.0	0.6	0.5	-0.3
Services for export.....	FD	49303	5.935	4.0	-0.3	1.6	0.2	0.1	0.3
Total government purchases.....	FD	49401	7.889	-0.2	0.0	0.6	1.9	0.5	-0.5
Government purchased goods.....	FD	49402	3.315	-3.8	-0.3	0.3	4.2	1.2	-1.0
Government purchased services.....	FD	49403	3.760	3.6	0.2	1.3	0.4	0.0	-0.1
Total government purchased capital investment (goods, services, construction).....	FD	49404	2.073	1.9	-0.4	0.5	0.2	0.1	-0.4
Government purchases, defense.....	FD	49405	2.344	0.0	0.0	1.1	2.3	0.8	-0.3
Government purchases, non-defense.....	FD	49406	5.545	-0.3	0.0	0.4	1.8	0.4	-0.6
Personal consumption.....	FD	49501	63.629	1.4	0.3	0.5	0.8	0.4	-0.6
Personal consumption goods (finished consumer goods).....	FD	49502	14.693	-1.6	0.4	0.3	2.7	1.2	-2.4
Personal consumption goods less energy.....	FD	49503	10.242	1.2	0.0	0.1	0.0	0.4	0.1
Personal consumption goods less foods.....	FD	49504	10.182	-1.7	0.5	0.5	3.9	1.4	-3.4
Personal consumption nondurable goods less foods.....	FD	49508	7.892	-2.4	0.7	0.6	5.0	1.7	-4.2
Personal consumption services.....	FD	49505	48.936	2.4	0.3	0.6	0.2	0.2	0.0
Personal consumption less trade services.....	FD	49506	49.774	1.8	0.4	0.5	0.9	0.6	-0.6
Personal consumption less distributive services ⁶	FD	49507	47.711	2.1	0.5	0.5	1.0	0.6	-0.7
Personal consumption less foods and energy.....	FD	49510	54.667	2.5	0.3	0.6	0.2	0.2	0.0
Personal consumption less foods, energy, and trade services ⁴	FD	49511	40.812	3.4	0.4	0.5	0.2	0.3	0.2
Personal consumption less foods, energy, and distributive services ⁶	FD	49512	38.749	3.9	0.5	0.6	0.2	0.3	0.1
Personal consumption goods plus personal consumption distributive services ⁶	FD	49509	30.611	-1.2	0.1	0.4	1.5	0.6	-1.4
Intermediate Demand by Commodity Type									
Processed goods									
Processed goods for intermediate demand.....	ID6	1	100.000	-4.5	-0.5	-0.3	2.2	0.5	-0.9
Materials and components for manufacturing.....	ID6	11	42.908	-2.9	-0.7	-0.8	-0.2	0.0	0.1
Materials for manufacturing.....	ID6	111	26.996	-5.5	-1.1	-1.4	-0.3	0.0	0.0
Materials for food manufacturing.....	ID6	1111	4.432	-3.7	-1.7	0.7	0.9	1.1	0.2
Materials for nondurable manufacturing.....	ID6	1112	12.302	-7.2	-1.7	-1.7	-0.1	0.7	1.0
Materials for durable manufacturing.....	ID6	1113	10.262	-4.2	-0.3	-1.9	-0.9	-1.1	-1.2
Components for manufacturing.....	ID6	112	15.912	1.8	0.0	0.1	0.0	0.0	0.2

See footnotes at end of table.

Table 1. Producer price index percentage changes and weights for Final Demand-Intermediate Demand groupings, seasonally adjusted — Continued
[October 2023]

Grouping	Commodity code		Relative Importance Dec. 2022 ¹	Unadjusted 12-month percent change ² Oct. 2022 to Oct. 2023 ^P	Seasonally adjusted 1-month percent change ²				
	Group code	Item code			May to June	June to July ^P	July to Aug. ^P	Aug. to Sept. ^P	Sept. to Oct. ^P
Components for nondurable manufacturing.....	ID6	1121	0.793	-2.0	-0.5	-0.4	-0.2	-0.4	0.0
Components for durable manufacturing.....	ID6	1122	15.119	2.0	0.0	0.1	0.0	0.0	0.2
Materials and components for construction.....	ID6	12	10.348	0.6	-0.1	0.3	0.2	0.3	0.2
Materials for construction.....	ID6	121	4.574	0.8	0.0	0.5	0.4	0.6	0.1
Components for construction.....	ID6	122	5.774	0.4	-0.2	0.1	0.1	0.1	0.2
Processed fuels and lubricants for intermediate demand.....	ID6	13	19.830	-14.0	-0.5	-0.1	11.8	2.3	-4.3
Processed fuels and lubricants to manufacturing industries.....	ID6	131	5.016	-11.9	0.3	-0.8	6.9	1.4	-0.6
Processed fuels and lubricants to nonmanufacturing industries.....	ID6	132	14.814	-14.7	-0.7	0.1	13.5	2.6	-5.4
Containers for intermediate demand.....	ID6	14	3.107	-2.6	-0.4	-0.3	-0.5	-0.2	-0.2
Supplies for intermediate demand.....	ID6	15	23.807	-0.5	-0.3	0.2	0.1	0.1	-0.1
Supplies to manufacturing industries.....	ID6	151	3.173	-1.0	-0.2	-0.2	-0.2	-0.1	0.0
Supplies to nonmanufacturing industries.....	ID6	152	20.634	-0.4	-0.3	0.2	0.1	0.1	-0.1
Supplies to nonmanufacturing industries, feeds.....	ID6	1521	2.363	-8.0	-0.8	2.6	0.7	0.1	-1.7
Supplies to nonmanufacturing industries, other than feeds.....	ID6	1522	18.271	0.6	-0.3	-0.1	0.0	0.1	0.1
Unprocessed goods									
Unprocessed goods for intermediate demand.....	ID6	2	100.000	-14.0	-1.0	2.4	2.2	3.7	-1.4
Unprocessed foodstuffs and feedstuffs.....	ID6	21	36.058	-14.3	1.0	-0.8	0.1	2.3	-3.1
Unprocessed nonfood materials.....	ID6	22	63.942	-13.7	-2.3	4.6	3.5	4.5	-0.3
Unprocessed nonfood materials except fuel.....	ID6	221	45.514	-3.4	-2.9	2.7	4.3	5.3	-1.8
Unprocessed nonfood materials except fuel to manufacturing industries.....	ID6	2211	43.610	-4.0	-3.1	2.8	4.4	5.6	-1.9
Unprocessed nonfood materials except fuel to nonmanufacturing industries.....	ID6	2212	1.904	-8.7	0.6	0.2	1.1	0.4	0.4
Unprocessed fuel.....	ID6	222	18.428	-46.6	1.4	15.5	-0.3	0.0	8.0
Unprocessed fuel to manufacturing industries.....	ID6	2221	0.982	-20.0	0.3	3.8	1.1	0.6	3.2
Unprocessed fuel to nonmanufacturing industries.....	ID6	2222	17.446	-48.3	1.5	16.8	-0.4	-0.1	8.5
Services									
Services for intermediate demand.....	ID6	3	100.000	3.5	0.1	0.6	0.1	0.0	0.0
Trade services for intermediate demand ⁴	ID6	33	18.127	2.8	-0.8	2.1	-0.2	-0.5	0.9
Trade services for manufacturing industries.....	ID6	331	8.929	2.3	-1.5	1.8	-0.4	-0.9	1.0
Trade services for nonmanufacturing industries.....	ID6	332	9.198	3.2	0.0	2.4	0.1	0.0	0.8
Transportation and warehousing services for intermediate demand.....	ID6	32	14.516	-1.8	-0.1	0.9	-0.6	0.5	0.7
Transportation of passengers for intermediate demand.....	ID6	321	1.069	-0.7	2.0	1.7	-1.9	-3.1	3.1
Transportation of passengers for manufacturing industries.....	ID6	3211	0.127	-0.7	2.0	1.7	-1.9	-3.1	3.1
Transportation of passengers for nonmanufacturing industries.....	ID6	3212	0.942	-0.7	2.0	1.7	-1.9	-3.1	3.0
Transportation and warehousing of goods for intermediate demand.....	ID6	322	13.447	-1.9	-0.2	0.8	-0.5	0.8	0.6
Transportation and warehousing of goods for manufacturing industries.....	ID6	3221	2.941	-3.3	-0.8	0.2	0.4	0.8	0.7
Transportation and warehousing of goods for nonmanufacturing industries.....	ID6	3222	10.506	-1.5	-0.1	1.0	-0.8	0.8	0.5
Services less trade, transportation, and warehousing for intermediate demand.....	ID6	31	67.357	5.0	0.4	0.2	0.3	0.1	-0.3
Services less trade, transportation, and warehousing for manufacturing industries.....	ID6	311	2.068	4.1	0.0	0.3	0.3	0.0	0.6
Services less trade, transportation, and warehousing for nonmanufacturing industries.....	ID6	312	65.288	5.0	0.4	0.2	0.3	0.1	-0.4
Construction									
Construction for intermediate demand.....	ID6	4	100.000	3.5	0.1	0.1	0.0	0.0	0.1
Special Groupings of Intermediate Demand by Commodity Type									
Processed materials less foods and feeds.....	ID6	9111	90.968	-4.5	-0.4	-0.5	2.3	0.5	-0.9
Processed foods and feeds.....	ID6	9112	9.032	-3.8	-1.2	1.1	0.8	0.8	-0.4
Processed energy goods.....	ID6	9113	19.830	-14.0	-0.5	-0.1	11.8	2.3	-4.3
Processed materials less energy.....	ID6	9118	80.170	-1.7	-0.5	-0.4	-0.1	0.1	0.0
Processed materials less foods and energy.....	ID6	9115	71.138	-1.4	-0.4	-0.6	-0.2	0.0	0.1
Intermediate distributive services ⁷	ID6	9116	31.574	0.9	-0.6	1.6	-0.3	0.1	0.8
Processed goods plus intermediate distributive services.....	ID6	9117	-	-2.9	-0.5	0.2	1.4	0.4	-0.4
Unprocessed materials less agricultural products.....	ID6	9211	58.389	-11.6	-2.8	6.1	4.0	5.4	-0.1
Unprocessed energy materials ⁸	ID6	9212	43.623	-16.2	-2.8	10.1	5.8	7.6	-0.3
Unprocessed materials less energy.....	ID6	9213	56.377	-11.4	0.0	-1.7	0.1	1.2	-2.1
Unprocessed nonfood materials less energy ⁹	ID6	9216	20.319	-6.5	-1.6	-3.1	0.0	-0.6	-0.4
Intermediate Demand by Production Flow									
Stage 4 Intermediate Demand									
Stage 4 intermediate demand.....	ID5	4	100.000	1.9	0.0	0.4	0.6	0.2	-0.3
Inputs to stage 4 goods producers.....	ID5	41	30.237	-0.4	-0.4	0.0	0.0	-0.2	0.0
Goods.....	ID5	411	22.423	-1.7	-0.1	-0.3	-0.1	-0.1	-0.2

See footnotes at end of table.

Table 1. Producer price index percentage changes and weights for Final Demand-Intermediate Demand groupings, seasonally adjusted — Continued
 [October 2023]

Grouping	Commodity code		Relative Importance Dec. 2022 ¹	Unadjusted 12-month percent change ² Oct. 2022 to Oct. 2023 ^P	Seasonally adjusted 1-month percent change ²				
	Group code	Item code			May to June	June to July ^P	July to Aug. ^P	Aug. to Sept. ^P	Sept. to Oct. ^P
Foods.....	ID5	4111	3.300	-10.4	-0.4	-1.5	0.7	-0.7	-1.6
Energy.....	ID5	4112	0.220	-7.7	4.1	-0.3	4.8	4.6	4.4
Goods excluding foods and energy.....	ID5	4113	18.903	-0.1	-0.1	-0.1	-0.3	-0.1	-0.1
Services.....	ID5	412	7.814	3.4	-1.2	1.1	0.4	-0.4	0.5
Trade services.....	ID5	4123	5.817	3.7	-1.7	1.4	0.4	-0.6	0.4
Transportation and warehousing services.....	ID5	4122	0.515	-1.9	-0.2	0.1	0.0	0.4	1.5
Transportation of passengers.....	ID5	41221	0.077	-0.7	2.1	1.7	-1.9	-3.1	3.1
Transportation and warehousing of goods.....	ID5	41222	0.438	-2.1	-0.6	-0.2	0.4	1.1	1.2
Services less trade, transportation, and warehousing.....	ID5	4121	1.482	4.4	0.4	0.2	0.1	0.2	0.7
Inputs to stage 4 services producers.....	ID5	42	54.970	3.8	0.2	0.7	0.8	0.3	-0.5
Goods.....	ID5	421	13.984	-0.5	0.0	0.1	1.2	0.6	-0.4
Foods.....	ID5	4211	2.360	-1.1	-0.4	1.0	0.6	1.4	-0.2
Energy.....	ID5	4212	4.133	-3.2	0.2	-0.3	4.0	0.9	-1.3
Goods excluding foods and energy.....	ID5	4213	7.491	1.0	0.0	0.1	-0.1	0.1	0.0
Services.....	ID5	422	40.934	5.4	0.3	0.9	0.6	0.3	-0.5
Trade services.....	ID5	4223	4.078	3.3	-1.2	2.7	0.0	-0.4	1.0
Transportation and warehousing services.....	ID5	4222	3.742	1.1	-0.1	1.4	-0.7	0.5	0.7
Transportation of passengers.....	ID5	42221	0.490	-0.7	2.0	1.7	-1.9	-3.1	3.1
Transportation and warehousing of goods.....	ID5	42222	3.252	1.4	-0.4	1.3	-0.5	1.1	0.3
Services less trade, transportation, and warehousing.....	ID5	4221	33.114	6.2	0.6	0.7	0.8	0.3	-0.8
Construction.....	ID5	423	0.052	3.5	0.1	0.1	0.0	0.0	0.1
Inputs to stage 4 construction producers.....	ID5	43	14.792	-0.2	0.1	0.2	1.3	0.6	-0.3
Goods.....	ID5	431	10.801	-0.6	0.1	0.1	1.8	0.7	-0.8
Energy.....	ID5	4312	0.855	-18.6	1.5	-1.0	18.7	4.5	-11.4
Goods excluding foods and energy.....	ID5	4313	9.946	1.4	0.0	0.2	0.4	0.3	0.3
Services.....	ID5	432	3.991	0.6	0.0	0.5	-0.1	0.3	1.0
Trade services.....	ID5	4323	1.692	0.5	0.2	1.0	-0.5	-0.2	1.3
Transportation and warehousing services.....	ID5	4322	0.725	-5.3	-0.7	-0.5	0.4	1.3	1.2
Transportation of passengers.....	ID5	43221	0.015	-0.7	2.0	1.7	-1.9	-3.1	3.1
Transportation and warehousing of goods.....	ID5	43222	0.710	-5.4	-0.7	-0.5	0.4	1.5	1.2
Services less trade, transportation, and warehousing.....	ID5	4321	1.574	3.6	0.1	0.3	0.0	0.3	0.7
Stage 3 Intermediate Demand									
Stage 3 intermediate demand.....	ID5	3	100.000	-4.1	-0.1	-0.4	1.2	0.5	-0.5
Inputs to stage 3 goods producers.....	ID5	31	45.352	-7.1	-0.2	-1.3	0.3	0.5	-0.5
Goods.....	ID5	311	35.807	-8.6	0.0	-1.7	0.6	0.8	-0.9
Foods.....	ID5	3111	11.906	-14.7	1.4	-2.0	2.2	2.6	-2.8
Energy.....	ID5	3112	1.292	-21.2	0.6	-2.2	8.4	3.8	1.2
Goods excluding foods and energy.....	ID5	3113	22.609	-4.4	-0.7	-1.6	-0.6	-0.2	-0.1
Services.....	ID5	312	9.545	-1.2	-1.0	0.5	-0.5	-0.5	1.2
Trade services.....	ID5	3123	5.175	-0.6	-1.4	0.9	-1.2	-1.4	1.5
Transportation and warehousing services.....	ID5	3122	3.002	-4.5	-0.6	-0.2	0.4	0.9	0.9
Transportation of passengers.....	ID5	31221	0.144	-0.7	2.1	1.7	-1.9	-3.1	3.1
Transportation and warehousing of goods.....	ID5	31222	2.858	-4.7	-0.7	-0.3	0.5	1.1	0.8
Services less trade, transportation, and warehousing.....	ID5	3121	1.368	4.6	0.1	0.4	0.3	0.1	0.6
Inputs to stage 3 services producers.....	ID5	32	53.518	-1.7	-0.1	0.3	1.9	0.5	-0.6
Goods.....	ID5	321	10.628	-14.0	-0.6	-0.4	13.2	2.4	-4.1
Foods.....	ID5	3211	0.090	-2.9	-1.4	0.1	1.1	-0.5	0.0
Energy.....	ID5	3212	6.619	-20.7	-0.9	-0.5	22.6	3.8	-6.5
Goods excluding foods and energy.....	ID5	3213	3.919	0.1	-0.1	-0.2	0.1	0.1	0.2
Services.....	ID5	322	42.317	2.4	0.0	0.5	-0.6	0.1	0.3
Trade services.....	ID5	3223	2.614	4.9	1.0	2.9	-0.5	0.0	0.9
Transportation and warehousing services.....	ID5	3222	10.018	-1.3	0.3	1.1	-1.2	0.7	0.5
Transportation of passengers.....	ID5	32221	0.021	0.0	-0.1	0.2	0.1	-0.2	0.0
Transportation and warehousing of goods.....	ID5	32222	9.997	-1.3	0.3	1.1	-1.2	0.7	0.5
Services less trade, transportation, and warehousing.....	ID5	3221	29.685	3.5	-0.2	0.0	-0.4	-0.2	0.2
Construction.....	ID5	323	0.573	3.5	0.1	0.1	0.0	0.0	0.1
Inputs to stage 3 construction producers.....	ID5	33	1.131	-0.7	0.8	1.5	0.8	0.8	0.0
Goods.....	ID5	331	0.566	-2.5	0.0	0.2	0.1	0.2	-0.2
Goods excluding foods and energy.....	ID5	3313	0.566	-2.5	0.0	0.2	0.1	0.2	-0.2
Services.....	ID5	332	0.565	1.3	1.7	2.7	1.4	1.3	0.3
Trade services.....	ID5	3323	0.521	1.3	1.9	2.9	1.5	1.4	0.2
Transportation and warehousing services.....	ID5	3322	0.015	0.1	-0.8	0.6	0.7	0.2	0.4
Transportation and warehousing of goods.....	ID5	33222	0.015	0.1	-0.8	0.6	0.7	0.2	0.4
Services less trade, transportation, and warehousing.....	ID5	3321	0.029	4.1	-0.2	0.5	0.1	-0.1	0.5
Stage 2 Intermediate Demand									

See footnotes at end of table.

Table 1. Producer price index percentage changes and weights for Final Demand-Intermediate Demand groupings, seasonally adjusted — Continued
[October 2023]

Grouping	Commodity code		Relative Importance Dec. 2022 ¹	Unadjusted 12-month percent change ² Oct. 2022 to Oct. 2023 ^P	Seasonally adjusted 1-month percent change ²				
	Group code	Item code			May to June	June to July ^P	July to Aug. ^P	Aug. to Sept. ^P	Sept. to Oct. ^P
Stage 2 intermediate demand.....	ID5	2	100.000	-2.7	-1.0	1.9	0.8	1.2	-0.1
Inputs to stage 2 goods producers.....	ID5	21	54.274	-7.5	-2.0	3.8	1.7	2.7	-0.3
Goods.....	ID5	211	40.812	-10.8	-2.4	4.6	2.4	3.8	-0.5
Foods.....	ID5	2111	4.355	-10.1	-3.2	4.3	-1.3	1.6	-2.6
Energy.....	ID5	2112	21.042	-16.4	-2.9	10.7	5.9	7.6	-0.7
Goods excluding foods and energy.....	ID5	2113	15.415	-3.2	-1.8	-1.1	-0.2	0.1	0.2
Services.....	ID5	212	13.197	2.9	-1.0	1.9	-0.3	-0.4	0.3
Trade services.....	ID5	2123	5.150	2.6	-1.9	3.6	-0.7	-0.6	0.2
Transportation and warehousing services.....	ID5	2122	4.488	0.2	-0.7	1.6	0.0	-0.1	0.3
Transportation of passengers.....	ID5	21221	0.168	-0.7	1.9	1.6	-1.8	-3.0	3.0
Transportation and warehousing of goods.....	ID5	21222	4.320	0.3	-0.8	1.6	0.1	0.0	0.2
Services less trade, transportation, and warehousing.....	ID5	2121	3.559	6.7	-0.1	-0.1	-0.3	-0.4	0.5
Construction.....	ID5	213	0.265	3.5	0.1	0.1	0.0	0.0	0.1
Inputs to stage 2 services producers.....	ID5	22	45.725	3.1	0.0	-0.1	-0.2	-0.3	0.2
Goods.....	ID5	221	5.072	-2.2	-0.3	0.0	0.8	0.3	-0.3
Foods.....	ID5	2211	0.055	-15.5	-1.9	-0.4	-1.1	0.0	-1.0
Energy.....	ID5	2212	0.357	-20.9	-1.1	0.8	15.6	2.0	-7.7
Goods excluding foods and energy.....	ID5	2213	4.660	-0.4	-0.2	-0.1	-0.1	0.2	0.2
Services.....	ID5	222	39.767	3.9	0.1	-0.1	-0.3	-0.4	0.2
Trade services.....	ID5	2223	2.238	3.5	-0.6	-0.4	1.5	-1.0	1.6
Transportation and warehousing services.....	ID5	2222	2.862	-13.2	1.2	0.0	-4.6	0.5	1.2
Transportation of passengers.....	ID5	22221	0.390	-0.7	2.0	1.7	-1.9	-3.1	3.1
Transportation and warehousing of goods.....	ID5	22222	2.472	-15.2	1.1	-0.3	-5.1	1.1	0.9
Services less trade, transportation, and warehousing.....	ID5	2221	34.667	5.4	0.0	-0.1	-0.1	-0.4	0.1
Construction.....	ID5	223	0.886	3.5	0.1	0.1	0.0	0.0	0.1
Stage 1 Intermediate Demand									
Stage 1 intermediate demand.....	ID5	1	100.000	-1.5	-0.1	0.1	1.4	0.3	-0.4
Inputs to stage 1 goods producers.....	ID5	11	33.533	-4.9	-0.9	-0.3	0.5	-0.3	0.4
Goods.....	ID5	111	24.780	-7.0	-0.9	-1.0	1.0	-0.1	0.0
Foods.....	ID5	1111	3.351	-18.6	-0.4	-2.7	-0.2	-2.6	-1.6
Energy.....	ID5	1112	3.963	-12.1	0.0	0.8	6.8	2.0	-0.2
Goods excluding foods and energy.....	ID5	1113	17.466	-3.6	-1.1	-1.1	0.0	-0.2	0.3
Services.....	ID5	112	8.752	1.0	-0.9	1.6	-0.9	-0.9	1.4
Trade services.....	ID5	1123	5.298	-0.1	-1.8	2.0	-1.6	-1.4	2.4
Transportation and warehousing services.....	ID5	1122	0.599	-1.8	-1.0	2.0	0.4	-1.0	-0.4
Transportation of passengers.....	ID5	11221	0.103	-0.7	2.1	1.7	-1.9	-3.1	3.1
Transportation and warehousing of goods.....	ID5	11222	0.496	-2.1	-1.6	2.0	0.9	-0.6	-1.1
Services less trade, transportation, and warehousing.....	ID5	1121	2.855	3.7	0.9	0.9	0.1	0.1	0.0
Construction.....	ID5	113	0.001	3.5	0.1	0.1	0.0	0.0	0.1
Inputs to stage 1 services producers.....	ID5	12	53.646	0.8	0.2	0.4	1.9	0.6	-0.9
Goods.....	ID5	121	16.434	-5.7	-0.5	-0.4	4.8	0.8	-1.7
Foods.....	ID5	1211	0.115	-40.5	-12.8	-0.1	0.4	-0.9	-2.7
Energy.....	ID5	1212	5.528	-17.2	-1.3	-1.4	15.4	2.0	-5.2
Goods excluding foods and energy.....	ID5	1213	10.791	2.1	-0.1	0.0	0.1	0.2	0.2
Services.....	ID5	122	37.209	4.4	0.6	0.7	0.6	0.5	-0.6
Trade services.....	ID5	1223	3.617	4.8	0.4	1.7	0.0	-0.2	0.9
Transportation and warehousing services.....	ID5	1222	4.373	0.7	0.4	1.4	-0.3	-0.4	1.3
Transportation of passengers.....	ID5	12221	1.342	-0.7	2.1	1.7	-1.9	-3.1	3.1
Transportation and warehousing of goods.....	ID5	12222	3.031	1.4	-0.3	1.3	0.4	0.8	0.6
Services less trade, transportation, and warehousing.....	ID5	1221	29.219	4.8	0.6	0.5	0.8	0.7	-1.1
Construction.....	ID5	123	0.003	3.5	0.1	0.1	0.0	0.0	0.1
Inputs to stage 1 construction producers.....	ID5	13	12.821	-2.0	0.1	0.3	2.3	0.8	-0.3
Goods.....	ID5	131	9.208	-2.7	-0.2	-0.2	2.7	0.6	-0.6
Energy.....	ID5	1312	0.934	-29.5	-2.7	-3.5	30.2	2.7	-8.4
Goods excluding foods and energy.....	ID5	1313	8.274	1.5	0.0	0.1	0.4	0.4	0.3
Services.....	ID5	132	3.613	-0.5	1.0	1.6	1.1	1.1	0.5
Trade services.....	ID5	1323	2.667	1.7	1.5	2.3	1.3	1.0	0.4
Transportation and warehousing services.....	ID5	1322	0.854	-6.8	-0.8	-0.6	0.5	1.5	1.0
Transportation and warehousing of goods.....	ID5	13222	0.854	-6.8	-0.8	-0.6	0.5	1.5	1.0
Services less trade, transportation, and warehousing.....	ID5	1321	0.092	4.7	0.0	0.5	-0.1	1.0	0.1
Special Groupings of Intermediate Demand by Production Flow									
Total goods inputs to stage 4 intermediate demand.....	ID5	9411	47.208	-1.0	0.0	-0.1	0.7	0.3	-0.4
Total services inputs to stage 4 intermediate demand.....	ID5	9412	52.739	4.6	0.1	0.9	0.5	0.2	-0.3
Total construction inputs to stage 4 intermediate demand.....	ID5	9413	0.052	3.5	0.1	0.1	0.0	0.0	0.1
Total foods inputs to stage 4 intermediate demand.....	ID5	9414	5.660	-6.5	-0.4	-0.4	0.6	0.2	-1.0

See footnotes at end of table.

Table 1. Producer price index percentage changes and weights for Final Demand-Intermediate Demand groupings, seasonally adjusted — Continued
 [October 2023]

Grouping	Commodity code		Relative Importance Dec. 2022 ¹	Unadjusted 12-month percent change ² Oct. 2022 to Oct. 2023 ^p	Seasonally adjusted 1-month percent change ²				
	Group code	Item code			May to June	June to July ^p	July to Aug. ^p	Aug. to Sept. ^p	Sept. to Oct. ^p
Total energy goods inputs to stage 4 intermediate demand.....	ID5	9415	5.208	-6.4	0.5	-0.4	6.5	1.7	-3.0
Total goods less foods and energy inputs to stage 4 intermediate demand.	ID5	9416	36.340	0.6	-0.1	0.0	-0.1	0.1	0.0
Total goods inputs to stage 3 intermediate demand.....	ID5	9311	47.001	-9.9	-0.1	-1.4	3.3	1.2	-1.7
Total services inputs to stage 3 intermediate demand.....	ID5	9312	52.427	1.7	-0.2	0.5	-0.5	0.0	0.5
Total construction inputs to stage 3 intermediate demand.....	ID5	9313	0.573	3.5	0.1	0.1	0.0	0.0	0.1
Total foods inputs to stage 3 intermediate demand.....	ID5	9314	11.996	-14.6	1.4	-2.0	2.2	2.6	-2.8
Total energy goods inputs to stage 3 intermediate demand.....	ID5	9315	7.911	-20.8	-0.6	-0.8	20.2	3.8	-5.3
Total goods less foods and energy inputs to stage 3 intermediate demand.	ID5	9316	27.094	-3.8	-0.6	-1.4	-0.5	-0.2	-0.1
Total goods inputs to stage 2 intermediate demand.....	ID5	9211	45.884	-9.9	-2.2	4.0	2.2	3.4	-0.5
Total services inputs to stage 2 intermediate demand.....	ID5	9212	52.964	3.7	-0.2	0.4	-0.3	-0.4	0.2
Total construction inputs to stage 2 intermediate demand.....	ID5	9213	1.151	3.5	0.1	0.1	0.0	0.0	0.1
Total foods inputs to stage 2 intermediate demand.....	ID5	9214	4.410	-10.1	-3.2	4.2	-1.3	1.6	-2.6
Total energy goods inputs to stage 2 intermediate demand.....	ID5	9215	21.399	-16.5	-2.9	10.5	6.0	7.5	-0.8
Total goods less foods and energy inputs to stage 2 intermediate demand.	ID5	9216	20.075	-2.5	-1.4	-0.9	-0.2	0.2	0.2
Total goods inputs to stage 1 intermediate demand.....	ID5	9111	50.422	-5.8	-0.6	-0.7	2.6	0.3	-0.7
Total services inputs to stage 1 intermediate demand.....	ID5	9112	49.574	3.3	0.3	0.9	0.4	0.3	-0.2
Total construction inputs to stage 1 intermediate demand.....	ID5	9117	0.004	3.5	0.1	0.1	0.0	0.0	0.1
Total foods inputs to stage 1 intermediate demand.....	ID5	9114	3.466	-19.3	-0.7	-2.7	-0.2	-2.6	-1.7
Total energy goods inputs to stage 1 intermediate demand.....	ID5	9115	10.425	-17.0	-0.9	-0.7	13.3	2.1	-3.7
Total goods less foods and energy inputs to stage 1 intermediate demand.	ID5	9116	36.531	-0.7	-0.6	-0.5	0.1	0.1	0.3

¹ Comprehensive relative importance figures are initially computed after the publication of December indexes and are recalculated after final December indexes are available. Individual items and subtotals may not add exactly to totals because of rounding differences.

² All indexes are subject to revision for 4 months after their originally scheduled publication to incorporate late reports and corrections by survey respondents. In addition, seasonally adjusted indexes are subject to change for up to 5 years due to the recalculation of seasonal factors published each January.

³ PPI defines Total finished as including only the personal consumption and private capital investment portions of final demand.

⁴ Trade indexes measure changes in margins received by wholesalers and retailers.

⁵ The PPI definition of foods does not include food and beverages for immediate consumption. PPI defines food and beverages for immediate consumption as the service of preparing meals, snacks, and beverages to customer order for immediate on-premises and off-premises consumption.

⁶ Distributive services include transportation, warehousing, and trade of goods.

⁷ Includes intermediate trade, transportation, and warehousing services.

⁸ Includes crude petroleum.

⁹ Excludes crude petroleum.

p Preliminary

"/" Data not available.

Table 2. Producer price index percentage changes for selected commodity groupings by Final Demand-Intermediate Demand category, seasonally adjusted
 [October 2023]

Grouping	Commodity code		Unadjusted 12-month percent change ¹	Seasonally adjusted 1-month percent change ¹				
	Group code	Item code		Oct. 2022 to Oct. 2023 ^P	May to June	June to July ^P	July to Aug. ^P	Aug. to Sept. ^P
Final Demand								
Final demand.....	FD	4	1.3	0.1	0.6	0.8	0.4	-0.5
Final demand goods.....	FD	41	-1.1	0.0	0.3	1.9	0.8	-1.4
Final demand foods.....	FD	411	-2.3	-0.3	0.4	-0.3	0.7	-0.2
Fresh fruits and melons ²	01	11	-18.1	2.1	-10.2	4.7	0.2	-6.2
Fresh and dry vegetables ²	01	13	-41.8	-0.8	3.5	-11.5	-13.9	-1.7
Grains.....	01	2	-32.1	1.9	-8.7	-2.7	-6.3	-3.1
Eggs for fresh use ²	01	7107	-55.6	33.8	0.3	9.8	8.1	-12.9
Oilseeds.....	01	8301	-9.6	-6.9	9.0	-4.3	4.3	-4.7
Bakery products ²	02	11	4.9	0.4	0.1	0.1	1.0	0.0
Milled rice ²	02	13	0.0	-0.1	-0.4	-0.9	-2.7	-1.6
Pasta products ²	02	1402	0.1	0.0	-2.0	0.0	0.0	1.2
Beef and veal.....	02	2101	27.0	2.1	3.0	-4.5	2.9	1.8
Pork.....	02	2104	-3.7	-3.3	10.8	-0.8	2.4	0.7
Processed young chickens.....	02	2203	-2.7	-0.1	-1.6	2.2	7.2	1.3
Processed turkeys ²	02	2206	-39.5	-7.4	-3.1	-3.2	-2.5	-3.4
Finfish and shellfish.....	02	23	-7.2	-1.0	0.3	-0.9	-1.8	-0.8
Dairy products.....	02	3	-6.2	-2.2	-1.4	2.2	1.2	1.1
Processed fruits and vegetables ²	02	4	11.6	1.0	0.5	0.4	2.0	0.7
Confectionery end products ²	02	55	0.9	0.7	0.8	-0.6	-0.7	-0.2
Soft drinks ²	02	62	5.7	0.7	-1.8	0.9	-0.8	0.3
Roasted coffee ²	02	6301	8.2	-0.1	0.0	7.5	0.1	-0.2
Shortening and cooking oils ²	02	78	-12.0	-0.7	2.8	0.0	-0.9	-2.9
Frozen specialty food ²	02	85	3.6	-0.3	-0.1	0.1	-0.2	0.0
Final demand energy.....	FD	412	-9.4	0.8	0.8	10.2	3.1	-6.5
Liquefied petroleum gas ²	05	32	-21.4	-6.1	25.4	4.7	8.0	-6.9
Residential electric power.....	05	41	3.9	0.9	-0.1	-0.1	0.7	0.1
Residential natural gas.....	05	51	-12.2	-0.7	1.6	-0.9	-0.2	-0.6
Gasoline.....	05	71	-13.4	3.1	0.3	18.7	5.1	-15.3
Home heating oil and distillates.....	05	7302	-21.0	1.7	15.8	20.8	9.0	-11.1
No. 2 diesel fuel.....	05	7303	-32.9	-4.6	-4.8	39.2	2.6	-12.0
Final demand goods less foods and energy.....	FD	413	2.0	-0.2	0.0	0.1	0.2	0.1
Alcoholic beverages.....	02	61	2.5	-0.5	0.1	0.2	0.6	0.2
Pet food ²	02	9402	7.4	0.0	0.0	0.0	0.0	0.0
Women's, girls', and infants' apparel ²	03	8106	-1.2	0.1	0.1	0.0	0.0	0.0
Men's and boys' apparel ²	03	8107	3.1	0.0	-0.5	0.1	0.0	0.6
Textile housefurnishings ²	03	82	-0.2	0.1	0.1	-0.4	0.0	0.0
Footwear.....	04	3	1.4	0.4	0.1	-0.1	-0.3	0.1
Industrial chemicals.....	06	1	-6.9	-2.4	-2.3	-0.1	1.1	2.9
Pharmaceutical preparations.....	06	38	2.5	0.2	0.3	0.1	0.2	0.2
Soaps and detergents ²	06	71	6.3	-0.1	0.1	0.0	-0.1	0.1
Cleaning and polishing products ²	06	72	2.3	0.1	-0.2	0.0	0.0	0.1
Cosmetics and other toiletries ²	06	75	4.9	0.4	0.0	0.0	-0.1	0.3
Tires ²	07	1201	3.3	-0.3	-0.1	0.0	-0.2	0.0
Consumer, institutional, and commercial products, n.e.c. ²	07	2B	0.5	0.0	0.1	0.1	-0.3	0.2
Sanitary paper products ²	09	1501	3.2	0.3	0.0	-0.6	0.1	-0.8
Iron and steel scrap.....	10	12	3.6	-8.9	2.6	2.9	0.8	0.4
Agricultural machinery and equipment.....	11	1	1.6	-0.3	0.5	0.2	0.3	-0.1
Construction machinery and equipment ²	11	2	6.0	0.0	1.6	-0.3	0.0	0.0
Metal cutting machine tools ²	11	37	3.1	0.0	0.4	0.0	0.0	0.0
Metal forming machine tools.....	11	38	10.6	0.2	0.3	0.0	7.8	0.3
Tools, dies, jigs, fixtures, and industrial molds ²	11	39	5.1	0.6	0.1	0.5	0.1	0.2
Pumps, compressors, and equipment.....	11	41	6.4	0.4	1.4	0.5	-0.3	0.4
Industrial material handling equipment ²	11	44	5.0	0.2	0.3	0.0	-0.1	0.3
Electronic computers and computer equipment ²	11	5	-0.4	-1.6	-0.2	1.5	-0.2	-1.0
Textile machinery and equipment ²	11	62	-0.1	0.0	0.0	0.0	0.0	0.0
Paper industries machinery ²	11	64	5.3	1.7	0.0	-0.3	-0.1	0.0
Printing trades machinery and equipment ²	11	65	3.1	-0.3	0.1	0.5	-0.4	2.4
Transformers and power regulators ²	11	74	3.1	-0.2	0.5	0.4	0.0	0.2
Communication and related equipment.....	11	76	2.1	0.5	-0.1	0.2	0.1	0.1
Electronic components and accessories.....	11	78	-0.5	0.3	0.1	0.3	-0.2	0.0
X-ray and electromedical equipment ²	11	7905	2.6	0.0	1.1	0.0	0.0	0.0
Oil field and gas field machinery ²	11	91	1.9	0.0	0.0	0.0	0.3	0.0
Mining machinery and equipment ²	11	92	7.9	0.0	0.3	0.6	0.3	0.2
Internal combustion engines ²	11	94	6.2	0.1	1.8	0.0	0.0	-0.1

See footnotes at end of table.

Table 2. Producer price index percentage changes for selected commodity groupings by Final Demand-Intermediate Demand category, seasonally adjusted — Continued
 [October 2023]

Grouping	Commodity code		Unadjusted 12-month percent change ¹	Seasonally adjusted 1-month percent change ¹				
	Group code	Item code		Oct. 2022 to Oct. 2023 ^P	May to June	June to July ^P	July to Aug. ^P	Aug. to Sept. ^P
Household furniture ²	12	1	-1.3	0.3	0.2	0.0	-0.2	-2.1
Commercial furniture ²	12	2	3.0	-0.2	0.7	-0.3	0.2	-0.3
Floor coverings ²	12	3	2.1	-0.4	-0.1	1.0	1.6	0.0
Household appliances ²	12	4	1.9	-0.1	-0.3	0.7	0.0	0.1
Home electronic equipment ²	12	5	1.0	0.0	0.0	0.0	0.0	0.0
Lawn and garden equipment excl. garden tractors ²	12	66	1.7	0.0	0.0	0.1	0.1	0.0
Passenger cars.....	14	1101	0.0	-0.7	0.2	0.3	0.1	0.5
Light motor trucks.....	14	1105	1.9	-0.2	0.3	0.1	0.4	-0.4
Heavy motor trucks ²	14	1106	1.9	0.3	0.4	0.0	0.0	0.0
Motor vehicles parts ²	14	12	1.3	-0.1	0.3	0.0	0.1	0.1
Truck trailers ²	14	14	-2.8	0.0	-0.8	0.0	-0.2	-0.3
Travel trailers and campers ²	14	16	0.7	0.0	0.5	0.2	0.1	-0.2
Aircraft.....	14	21	3.8	0.3	0.1	0.0	0.1	0.1
Ships ²	14	31	2.7	0.0	0.7	0.0	0.1	0.3
Railroad equipment ²	14	4	1.4	0.0	0.3	0.0	0.0	0.0
Toys, games, and children's vehicles ²	15	11	1.4	0.0	0.0	0.0	0.0	0.0
Sporting and athletic goods ²	15	12	9.6	0.0	-0.1	2.2	1.1	0.0
Cigarettes ²	15	21	14.0	0.0	1.1	1.3	0.4	2.8
Mobile homes ²	15	5	-1.8	0.2	0.0	0.0	0.1	0.0
Medical, surgical & personal aid devices.....	15	6	2.4	0.6	-0.1	0.1	0.1	0.0
Jewelry, platinum and karat gold ²	15	9402	2.5	-1.7	-0.5	-0.9	0.5	-2.2
Costume jewelry and novelties ²	15	9404	7.1	0.0	0.0	0.0	0.0	0.0
Final demand services.....	FD	42	2.6	0.1	0.8	0.3	0.2	0.0
Final demand trade services ³	FD	423	0.8	-0.7	1.6	0.3	-0.1	-0.7
Machinery and equipment parts and supplies wholesaling ²	57	1102	7.7	-1.6	0.5	2.2	0.0	0.1
Machinery and vehicle wholesaling ²	57	1103	3.3	-4.0	7.3	0.5	0.8	-2.9
Professional and commercial equipment wholesaling ²	57	1104	9.7	-0.6	-1.6	0.8	0.1	0.7
Furnishings wholesaling ²	57	2	-6.1	0.9	0.4	0.1	-0.7	0.0
Chemicals and allied products wholesaling ²	57	5	-1.1	-5.0	8.3	-2.9	-2.3	6.7
Paper and plastics products wholesaling ²	57	6	-0.1	-0.6	-1.8	2.8	-0.9	-0.3
Apparel wholesaling ²	57	7	4.7	3.8	-2.3	5.8	2.3	-0.5
Food and alcohol wholesaling ²	57	8	0.9	-2.5	3.8	-0.6	-0.4	-1.8
Food and alcohol retailing.....	58	1	1.5	2.2	-2.2	0.2	-0.8	-0.7
Health, beauty, and optical goods retailing ²	58	2	2.8	-0.6	0.4	0.5	1.2	-2.3
Apparel, jewelry, footwear, and accessories retailing.....	58	3	1.3	-1.9	-1.6	4.1	2.0	-5.5
Computer hardware, software, and supplies retailing ²	58	4	-23.9	-1.7	-0.2	-0.3	1.4	-2.0
TV, video, and photographic equipment and supplies retailing.....	58	5	14.2	12.9	-8.2	-6.5	5.9	10.3
Automobiles retailing (partial).....	58	6101	-25.9	-1.8	-2.3	-0.4	-2.8	-1.6
Automotive parts, including tires, retailing ²	58	6102	-1.9	1.1	0.6	0.7	-1.0	-1.8
RVs, trailers, and campers retailing ²	58	8	-11.5	-3.7	1.7	-6.4	-4.8	3.7
Sporting goods, including boats, retailing.....	58	9	-4.7	-1.2	-1.9	0.1	1.1	0.7
Lawn, garden, and farm equipment and supplies retailing ²	58	A	14.4	0.2	2.5	-0.1	1.7	-0.3
Furniture retailing ²	58	B	5.5	2.7	-2.8	-2.4	-0.3	-2.4
Flooring and floor coverings retailing ²	58	C	-3.1	1.5	-0.4	-1.4	0.5	-0.8
Hardware, building materials, and supplies retailing.....	58	D	4.2	4.5	6.8	3.1	4.0	0.0
Major household appliances retailing.....	58	E	3.9	-1.4	-0.1	7.4	3.5	-6.9
Fuels and lubricants retailing.....	58	F	-7.1	-2.9	-8.5	5.0	-4.2	4.6
Cleaning supplies and paper products retailing ²	58	G	17.0	3.5	-3.7	4.1	0.9	0.7
Book retailing ²	58	H	-2.1	0.5	0.9	-0.6	0.7	0.7
Final demand transportation and warehousing services.....	FD	422	-3.7	0.0	0.3	-0.1	0.2	1.5
Rail transportation of freight and mail ²	30	11	1.6	-0.4	-0.1	0.4	0.7	1.3
Truck transportation of freight ²	30	12	-7.0	-0.8	-0.7	0.4	1.6	1.1
Air transportation of freight ²	30	14	-1.4	-1.5	1.2	0.2	1.9	2.2
Courier, messenger, and U.S. postal services.....	30	16	5.9	-0.1	1.7	1.0	0.6	0.6
Rail transportation of passengers.....	30	21	0.0	-0.2	0.1	0.2	0.0	-0.1
Airline passenger services.....	30	22	-0.7	2.1	1.7	-1.9	-3.1	3.1
Final demand services less trade, transportation, and warehousing.....	FD	421	4.3	0.5	0.6	0.3	0.3	0.1
Sales of books.....	33	11	6.6	0.5	0.6	-0.1	0.8	0.8
Sales and subscriptions of periodicals and newspapers.....	33	12	-3.0	-0.3	0.2	0.9	0.1	-0.1
Application software publishing ²	34	2	0.4	0.0	-1.5	0.0	3.1	-0.4
Advertising space sales in periodicals, newspapers, directories, and mailing lists ²	36	1	1.6	-0.3	0.0	-0.4	-0.4	-0.3
Residential wired telecommunication services ²	37	11	4.6	0.2	-0.1	0.5	0.5	0.1
Wireless telecommunication services.....	37	2	0.9	0.2	0.1	-0.7	0.2	0.1
Cable and satellite subscriber services.....	37	3	9.7	1.1	0.1	1.1	0.6	0.5
Internet access services ²	37	4	0.2	0.6	-0.2	-0.5	-0.2	-0.3

See footnotes at end of table.

Table 2. Producer price index percentage changes for selected commodity groupings by Final Demand-Intermediate Demand category, seasonally adjusted — Continued
 [October 2023]

Grouping	Commodity code		Unadjusted 12-month percent change ¹	Seasonally adjusted 1-month percent change ¹				
	Group code	Item code		Oct. 2022 to Oct. 2023 ^P	May to June	June to July ^P	July to Aug. ^P	Aug. to Sept. ^P
Bundled wired telecommunications access services ²	37	5	0.3	0.0	-0.3	1.0	-2.4	-0.7
Consumer loans (partial).....	39	12	-1.2	-2.6	-0.7	3.3	1.0	-1.2
Deposit services (partial) ²	39	2	26.1	5.6	-0.6	-2.4	6.6	1.7
Other credit intermediation, incl. trust services (partial) ²	39	3	3.2	0.0	0.0	2.5	0.0	0.0
Securities brokerage, dealing, investment advice, and related services ² ...	40	1	20.9	0.0	1.7	0.9	-0.1	-2.0
Portfolio management ²	40	2	11.2	4.6	7.1	2.0	-0.6	-2.9
Life insurance ²	41	1101	-1.6	0.0	-0.3	0.0	-0.4	0.0
Disability insurance, including accidental death ²	41	1102	0.0	0.0	0.0	0.0	0.0	0.0
Health and medical insurance.....	41	1103	3.1	0.2	0.0	0.5	0.2	0.2
Property and casualty insurance ²	41	1104	7.2	2.2	0.1	0.2	0.4	0.0
Annuities ²	41	2	-0.3	-0.1	0.5	0.0	0.0	-0.3
Residential property sales and leases, brokerage fees and commissions..	43	21	5.3	0.8	0.5	1.4	0.3	0.5
Passenger car rental.....	44	1	-5.0	-2.7	0.5	0.8	1.0	2.1
Legal services.....	45	1	6.1	0.3	0.7	0.2	0.3	0.9
Tax preparation and planning.....	45	2102	6.1	-0.9	1.7	0.8	-0.2	-0.5
Architectural and engineering services.....	45	3	3.8	0.2	0.3	0.1	0.3	0.9
Management, scientific, and technical consulting services.....	45	4	4.2	3.0	-1.5	0.1	0.0	0.4
Arrangement of flights (partial).....	47	1	-4.4	-0.9	1.6	0.1	-0.4	-1.1
Arrangement of vehicle rentals and lodging ²	47	2	2.3	-1.0	-1.1	0.4	-0.2	-0.8
Arrangement of cruises and tours ²	47	3	10.1	5.0	1.6	0.9	-0.4	0.8
Physician care.....	51	1101	0.5	0.0	0.2	0.0	0.0	0.2
Medical laboratory and diagnostic imaging care ²	51	1102	0.6	0.0	0.1	0.1	0.0	0.0
Home health and hospice care.....	51	1103	5.6	0.3	0.5	0.8	0.5	0.1
Hospital outpatient care ²	51	1104	4.6	-0.2	1.4	0.0	0.4	0.6
Dental care.....	51	1105	2.9	0.0	0.1	0.5	0.0	0.0
Hospital inpatient care.....	51	2101	3.9	0.3	-0.1	-0.3	0.3	1.0
Nursing home care.....	51	2102	5.2	0.0	1.5	0.1	-0.1	0.6
Traveler accommodation services.....	53	11	1.9	2.8	-0.8	-0.4	4.3	-3.3
Food and beverages for immediate consumption services (partial) ²	54	1	3.5	0.1	0.2	0.7	0.3	-0.1
Motor vehicle repair and maintenance (partial).....	55	2	4.6	0.0	-0.3	3.7	-2.2	0.1
Membership dues and admissions and recreation facility use fees (partial) ²	56	1	5.4	-0.1	0.5	-1.4	0.0	1.8
Recreational activity instruction fees (partial) ²	56	2	0.3	0.0	0.2	0.0	0.0	0.0
Gaming receipts (partial) ²	56	3	-2.4	0.0	-1.0	-0.7	0.6	1.7
Mining services ²	60	1	2.2	-0.1	0.0	0.4	-0.1	0.4
Final demand construction.....	FD	43	0.7	0.0	-1.2	0.1	0.1	-0.4
New warehouse building construction ²	80	1101	-1.0	0.2	-0.7	0.1	0.0	-0.2
New school building construction ²	80	1102	-0.1	0.0	-1.1	0.1	0.0	-0.3
New office building construction ²	80	1103	1.9	0.0	-1.8	0.2	-0.1	-1.1
New industrial building construction ²	80	1104	0.6	0.2	-1.5	0.1	0.7	0.2
New health care building construction ²	80	1105	1.1	-0.1	-0.8	0.1	0.0	0.1
Intermediate Demand by Commodity Type								
Processed goods for intermediate demand.....	ID6	1	-4.5	-0.5	-0.3	2.2	0.5	-0.9
Processed foods and feeds.....	ID6	9112	-3.8	-1.2	1.1	0.8	0.8	-0.4
Meats.....	02	21	10.8	0.2	4.8	-2.4	1.8	1.0
Processed poultry.....	02	22	-8.4	-0.3	-2.9	1.9	6.2	0.3
Dairy products.....	02	3	-6.2	-2.2	-1.4	2.2	1.2	1.1
Processed fruits and vegetables ²	02	4	11.6	1.0	0.5	0.4	2.0	0.7
Refined sugar and byproducts ²	02	53	6.4	0.8	0.8	1.1	-2.3	0.9
Fats and oils ²	02	7	-17.6	-5.6	1.1	5.1	0.6	-0.1
Prepared animal feeds.....	02	9	-5.0	-0.9	1.7	0.3	0.6	-1.1
Processed materials less foods and feeds.....	ID6	9111	-4.5	-0.4	-0.5	2.3	0.5	-0.9
Synthetic fibers ²	03	1	1.0	-0.8	1.3	-2.4	2.4	2.5
Processed yarns and threads ²	03	2	-9.3	0.3	0.3	-0.2	0.3	-0.6
Finished fabrics ²	03	4	-1.1	-0.2	-0.2	-0.1	0.1	-0.1
Liquefied petroleum gas ²	05	32	-21.4	-6.1	25.4	4.7	8.0	-6.9
Commercial electric power.....	05	42	4.7	0.3	-0.2	0.2	0.8	0.8
Industrial electric power.....	05	43	4.6	1.1	-0.7	0.3	-0.2	0.5
Commercial natural gas.....	05	52	-20.9	-2.4	3.4	-0.1	-1.8	2.7
Industrial natural gas.....	05	53	-22.6	-2.4	9.6	0.3	-2.5	-6.6
Natural gas to electric utilities.....	05	54	-16.3	-2.6	4.8	0.1	-1.9	-0.8
Gasoline.....	05	71	-13.4	3.1	0.3	18.7	5.1	-15.3
Jet fuel ²	05	7203	-11.6	1.8	4.6	22.7	7.1	-1.9
No. 2 diesel fuel.....	05	7303	-32.9	-4.6	-4.8	39.2	2.6	-12.0
Residual fuels ²	05	74	13.6	-9.8	6.1	7.3	5.7	4.1

See footnotes at end of table.

Table 2. Producer price index percentage changes for selected commodity groupings by Final Demand-Intermediate Demand category, seasonally adjusted — Continued
 [October 2023]

Grouping	Commodity code		Unadjusted 12-month percent change ¹	Seasonally adjusted 1-month percent change ¹				
	Group code	Item code		Oct. 2022 to Oct. 2023 ^P	May to June	June to July ^P	July to Aug. ^P	Aug. to Sept. ^P
Finished lubricants ²	05	76	-1.0	1.3	-0.3	-0.1	-1.1	-0.1
Lubricating oil base stocks ²	05	78	-25.1	1.6	-1.7	1.9	-0.1	6.9
Asphalt.....	05	8102	-22.7	-0.3	-5.8	0.0	5.0	3.1
Basic inorganic chemicals ²	06	13	-10.7	-1.2	-3.6	-1.5	0.3	-2.2
Basic organic chemicals.....	06	14	-5.9	-2.7	-2.0	0.2	1.3	4.1
Prepared paint ²	06	21	-1.4	-0.2	-0.5	0.0	-0.1	-0.2
Paint materials ²	06	22	3.3	0.1	-3.8	5.0	-0.8	-0.9
Medicinal and botanical chemicals ²	06	31	1.6	-0.1	0.0	-0.2	0.0	1.2
Biological products, including diagnostics.....	06	37	4.8	0.3	1.1	-0.1	0.6	-0.1
Fats and oils, inedible ²	06	4	-13.7	0.5	7.1	3.3	0.0	-6.1
Nitrogenates.....	06	5201	-44.2	-11.2	2.7	2.2	-0.5	0.1
Phosphates.....	06	5202	-24.4	0.2	-18.7	7.4	1.5	5.8
Other agricultural chemicals ²	06	53	-15.4	-3.6	-1.3	-1.1	-4.4	0.4
Plastic resins and materials.....	06	6	-11.9	-2.5	-4.3	-1.7	0.6	-1.9
Industrial gases ²	06	7903	0.7	-1.3	1.5	-1.5	1.5	0.1
Adhesives and sealants ²	06	7904	1.8	-0.2	-0.1	-0.3	0.1	0.1
Synthetic rubber ²	07	1102	-13.6	-2.8	-5.6	0.1	1.1	2.4
Tires ²	07	1201	3.3	-0.3	-0.1	0.0	-0.2	0.0
Plastic construction products ²	07	21	-4.8	-0.8	-0.1	-0.1	0.4	-0.6
Unsupported plastic film, sheet, other shapes ²	07	22	-7.4	-1.5	-1.4	-0.8	-1.5	0.4
Parts for manufacturing from plastics ²	07	26	-3.6	-0.1	-0.1	-0.2	-0.2	-0.2
Plastic packaging products ²	07	2A	-4.6	-0.4	-0.3	-0.2	0.0	-0.2
Softwood lumber.....	08	11	-16.3	3.9	8.6	-5.5	1.3	-2.8
Hardwood lumber ²	08	12	-5.7	-1.7	-1.1	-2.1	0.6	1.1
Millwork.....	08	2	-4.9	-0.3	-0.1	-0.9	0.3	0.3
Plywood ²	08	3	-8.5	-0.8	-0.8	1.4	1.3	1.1
Paper ²	09	13	-1.1	0.0	-0.8	-0.6	0.6	-0.4
Paperboard ²	09	14	-6.8	0.9	-2.1	-0.3	0.8	-0.2
Paper boxes and containers ²	09	1503	-2.3	-1.1	-0.3	-0.5	-0.1	0.0
Building paper and board ²	09	2	7.8	2.8	6.5	13.5	-0.2	-6.5
Commercial printing ²	09	47	3.9	0.0	0.0	0.2	0.2	0.0
Foundry and forge shop products ²	10	15	2.8	0.0	-0.8	0.8	-0.2	-0.2
Steel mill products ²	10	17	-9.9	-0.4	-4.7	-2.0	-3.5	-2.5
Primary nonferrous metals ²	10	22	8.4	-0.2	2.0	-3.9	1.9	-2.0
Secondary nonferrous metals ²	10	24	0.7	-2.3	-1.2	-1.4	-0.1	-1.5
Aluminum mill shapes ²	10	2501	-1.7	-1.0	-1.3	-0.3	-0.9	-0.4
Copper and brass mill shapes ²	10	2502	5.7	-1.9	0.1	0.1	-0.1	-1.8
Nonferrous wire and cable ²	10	26	0.4	-0.1	0.9	0.4	-1.4	0.3
Nonferrous foundry shop products.....	10	28	3.5	-0.1	0.2	0.3	-0.2	0.6
Metal containers ²	10	3	-4.9	-0.1	0.0	-1.6	0.0	-0.9
Hardware ²	10	4	2.0	0.1	0.1	0.0	0.0	0.0
Plumbing fixtures and brass fittings.....	10	5	1.4	0.1	0.6	0.3	0.0	0.5
Heating equipment ²	10	6	4.9	0.2	0.0	0.1	-0.2	0.7
Fabricated structural metal products.....	10	7	-0.7	-0.6	0.4	0.1	0.2	0.8
Bolts, nuts, screws, rivets, and washers ²	10	81	4.8	0.5	0.2	0.2	0.0	0.0
Lighting fixtures ²	10	83	3.0	0.1	0.3	-0.1	0.2	0.0
Fabricated ferrous wire products ²	10	88	-9.6	-0.7	-1.3	-0.6	-0.3	-1.4
Other miscellaneous metal products ²	10	89	2.4	0.4	0.2	-0.4	-0.1	0.3
Fluid power equipment.....	11	43	13.0	0.3	0.4	-0.3	0.5	2.3
Mechanical power transmission equipment ²	11	45	5.1	0.2	0.0	0.2	0.3	0.4
Air conditioning and refrigeration equipment.....	11	48	3.9	-0.9	0.5	0.5	0.2	0.4
Metal valves, except fluid power.....	11	4902	5.8	0.3	0.1	0.6	0.2	1.3
Ball and roller bearings ²	11	4905	2.6	0.1	0.0	-0.1	0.1	0.0
Wiring devices ²	11	71	6.4	0.1	-0.8	0.6	0.0	0.6
Motors, generators, motor generator sets ²	11	73	5.4	0.0	1.4	1.0	0.1	0.1
Switchgear, switchboard, and industrial controls equip. ²	11	75	6.3	1.1	0.4	0.4	0.1	0.2
Electronic components and accessories.....	11	78	-0.5	0.3	0.1	0.3	-0.2	0.0
Internal combustion engines ²	11	94	6.2	0.1	1.8	0.0	0.0	-0.1
Machine shop products ²	11	95	1.9	0.1	0.1	0.1	0.0	0.0
Flat glass ²	13	11	1.9	0.4	-0.7	-0.9	0.4	0.1
Cement.....	13	22	8.5	-0.1	0.5	0.3	1.0	-0.6
Concrete products.....	13	3	9.7	0.2	0.1	1.2	1.4	0.7
Asphalt felts and coatings ²	13	6	3.6	1.6	0.9	-1.0	0.6	0.6
Paving mixtures and blocks.....	13	94	-0.5	-1.1	-0.9	0.8	0.9	1.0
Motor vehicle parts ²	14	12	1.3	-0.1	0.3	0.0	0.1	0.1
Aircraft engines and engine parts.....	14	23	3.1	0.0	0.4	0.6	0.1	0.2

See footnotes at end of table.

Table 2. Producer price index percentage changes for selected commodity groupings by Final Demand-Intermediate Demand category, seasonally adjusted — Continued
 [October 2023]

Grouping	Commodity code		Unadjusted 12-month percent change ¹	Seasonally adjusted 1-month percent change ¹				
	Group code	Item code		Oct. 2022 to Oct. 2023 ^P	May to June	June to July ^P	July to Aug. ^P	Aug. to Sept. ^P
Aircraft parts and auxiliary equipment, n.e.c.....	14	25	4.3	0.0	0.1	0.2	-0.1	0.1
Medical, surgical, and personal aid devices.....	15	6	2.4	0.6	-0.1	0.1	0.1	0.0
Unprocessed goods for intermediate demand.....	ID6	2	-14.0	-1.0	2.4	2.2	3.7	-1.4
Unprocessed foodstuffs and feedstuffs.....	ID6	21	-14.3	1.0	-0.8	0.1	2.3	-3.1
Wheat ²	01	21	-33.0	-3.9	1.7	-7.9	-5.2	-6.0
Corn.....	01	2202	-32.8	3.4	-10.7	-2.0	-6.2	-2.7
Slaughter cattle.....	01	31	28.8	6.0	2.4	1.6	1.7	-0.6
Slaughter hogs.....	01	32	-18.9	12.2	8.5	-2.4	-0.5	-9.0
Slaughter chickens.....	01	4102	-8.2	-0.6	-7.1	0.8	13.5	-3.8
Slaughter turkeys.....	01	42	-38.6	-8.5	-8.3	-10.4	-4.0	-13.8
Raw milk.....	01	6	-16.5	-6.3	-0.4	14.0	5.4	-1.4
Hay and hayseeds ²	01	81	-27.6	4.1	0.3	-18.2	5.4	-4.7
Oilseeds.....	01	8301	-9.6	-6.9	9.0	-4.3	4.3	-4.7
Raw cane sugar and byproducts ²	02	5201	15.6	6.9	-1.8	0.6	-0.3	4.1
Unprocessed nonfood materials.....	ID6	22	-13.7	-2.3	4.6	3.5	4.5	-0.3
Raw cotton ²	01	51	-13.3	0.5	-1.1	4.6	1.6	-1.5
Hides and skins.....	04	1	-15.9	-1.4	-6.0	1.5	-0.2	-8.6
Coal.....	05	1	-5.6	0.1	1.1	1.5	0.7	1.9
Natural gas ²	05	31	-54.9	2.2	23.6	-1.1	-0.3	10.9
Crude petroleum ²	05	61	-3.0	-4.2	8.5	8.1	10.4	-2.9
Logs, bolts, timber, pulpwood, and woodchips ²	08	5	-2.5	0.1	-0.7	0.4	0.1	0.1
Recyclable paper ²	09	12	31.4	3.8	-0.2	2.2	14.9	13.3
Iron ores ²	10	11	-2.9	0.3	-0.7	1.1	0.5	-1.1
Iron and steel scrap.....	10	12	3.6	-8.9	2.6	2.9	0.8	0.4
Nonferrous metal ores ²	10	21	4.9	-2.0	-4.2	-3.0	0.5	0.7
Copper base scrap ²	10	2301	7.3	0.5	-0.1	-0.7	-0.6	-3.4
Aluminum base scrap.....	10	2302	8.9	1.0	-0.2	0.3	0.1	1.4
Construction sand, gravel, and crushed stone.....	13	21	8.8	0.6	0.2	1.2	0.5	0.4
Services for intermediate demand.....	ID6	3	3.5	0.1	0.6	0.1	0.0	0.0
Trade services for intermediate demand ³	ID6	33	2.8	-0.8	2.1	-0.2	-0.5	0.9
Machinery and equipment parts and supplies wholesaling ²	57	1102	7.7	-1.6	0.5	2.2	0.0	0.1
Building materials, paint, and hardware wholesaling.....	57	3	-5.5	-0.5	-1.3	1.4	1.3	1.4
Metals, minerals, and ores wholesaling ²	57	4	-3.0	-1.7	-3.3	-6.2	-5.4	3.2
Chemicals and allied products wholesaling ²	57	5	-1.1	-5.0	8.3	-2.9	-2.3	6.7
Paper and plastics products wholesaling ²	57	6	-0.1	-0.6	-1.8	2.8	-0.9	-0.3
Food wholesaling ²	57	8101	0.5	-2.8	4.3	-0.7	-0.5	-2.0
Automotive parts, including tires, retailing ²	58	6102	-1.9	1.1	0.6	0.7	-1.0	-1.8
Hardware, building material, and supplies retailing.....	58	D	4.2	4.5	6.8	3.1	4.0	0.0
Transportation and warehousing services for intermediate demand.....	ID6	32	-1.8	-0.1	0.9	-0.6	0.5	0.7
Rail transportation of freight and mail ²	30	11	1.6	-0.4	-0.1	0.4	0.7	1.3
Truck transportation of freight ²	30	12	-7.0	-0.8	-0.7	0.4	1.6	1.1
Water transportation of freight ²	30	13	-4.9	-2.1	2.5	1.9	-2.4	-4.0
Air transportation of freight ²	30	14	-1.4	-1.5	1.2	0.2	1.9	2.2
U.S. Postal Service ²	30	1601	8.0	0.0	3.8	0.0	0.0	0.0
Courier and messenger services, except air mail.....	30	1602	5.0	0.1	0.6	1.1	0.7	0.4
Air mail and package delivery services, excluding by USPS.....	30	1603	4.1	-0.5	0.6	2.2	1.3	1.5
Pipeline transportation ²	30	17	1.7	-1.2	3.8	0.1	-0.2	-0.2
Transportation of passengers (partial).....	30	2	-0.7	2.0	1.7	-1.9	-3.1	3.1
Services related to water transportation.....	31	1	2.8	-0.4	0.1	0.5	0.3	0.3
Arrangement of freight and cargo ²	31	31	-33.6	2.3	-2.1	-12.8	3.3	2.0
Warehousing, storage, and related services ²	32	1	4.2	-1.3	1.5	-1.1	1.9	-0.4
Services less trade, transportation, and warehousing for intermediate demand.....	ID6	31	5.0	0.4	0.2	0.3	0.1	-0.3
Network compensation from broadcast TV, cable TV, radio ²	35	-	0.7	-0.3	0.0	0.2	0.0	0.0
Advertising space sales in periodicals and newspapers ²	36	11	1.0	-0.3	0.0	-0.5	-0.4	-0.4
Advertising space sales in directories and mail lists ²	36	12	5.4	0.0	0.0	0.0	0.0	0.0
Television advertising time sales.....	36	2	-25.4	-2.1	-1.1	-7.1	-4.7	1.4
Radio advertising time sales.....	36	3	-7.5	-2.7	-7.2	4.6	-1.0	-2.2
Internet advertising sales ²	36	6	-	0.0	-4.9	0.0	0.0	0.0
Business wired telecommunication services ²	37	12	3.0	-0.6	1.1	1.0	-0.2	-0.4
Wireless telecommunication services.....	37	2	0.9	0.2	0.1	-0.7	0.2	0.1
Cable and satellite subscriber services.....	37	3	9.7	1.1	0.1	1.1	0.6	0.5
Bundled wired telecommunication access services ²	37	5	0.3	0.0	-0.3	1.0	-2.4	-0.7
Data processing and related services ²	38	1	2.0	0.3	0.3	0.1	-0.2	0.2
Business loans (partial).....	39	11	23.4	-1.9	-1.8	-1.6	-2.8	0.9

See footnotes at end of table.

Table 2. Producer price index percentage changes for selected commodity groupings by Final Demand-Intermediate Demand category, seasonally adjusted — Continued
 [October 2023]

Grouping	Commodity code		Unadjusted 12-month percent change ¹	Seasonally adjusted 1-month percent change ¹				
	Group code	Item code		Oct. 2022 to Oct. 2023 ^P	May to June	June to July ^P	July to Aug. ^P	Aug. to Sept. ^P
Deposit services (partial) ²	39	2	26.1	5.6	-0.6	-2.4	6.6	1.7
Other credit intermediation, incl. trust services (partial) ²	39	3	3.2	0.0	0.0	2.5	0.0	0.0
Securities brokerage, dealing, investment advice, and related services ²	40	1	20.9	0.0	1.7	0.9	-0.1	-2.0
Portfolio management ²	40	2	11.2	4.6	7.1	2.0	-0.6	-2.9
Investment banking ²	40	3	7.3	-0.4	0.5	1.9	3.8	-0.4
Life insurance ²	41	1101	-1.6	0.0	-0.3	0.0	-0.4	0.0
Health and medical insurance.....	41	1103	3.1	0.2	0.0	0.5	0.2	0.2
Property and casualty insurance ²	41	1104	7.2	2.2	0.1	0.2	0.4	0.0
Annuities ²	41	2	-0.3	-0.1	0.5	0.0	0.0	-0.3
Commissions from sales of insurance ²	42	1	0.6	0.1	-0.4	0.0	0.0	0.0
Nonresidential real estate rents ²	43	11	0.7	1.5	-0.8	3.0	2.2	-3.6
Nonresidential property sales and leases ²	43	12	-2.4	0.3	-0.7	0.4	0.0	-0.3
Residential property management fees ²	43	22	0.1	-0.2	0.8	0.1	-0.5	-1.0
Passenger car rental.....	44	1	-5.0	-2.7	0.5	0.8	1.0	2.1
Truck, utility trailer, and RV rental and leasing ²	44	2	-0.3	2.3	-0.9	-0.6	0.9	-0.4
Construction, mining, and forestry machinery and equipment rental and leasing ²	44	3	3.4	-0.2	0.1	-0.2	0.2	0.2
Legal services.....	45	1	6.1	0.3	0.7	0.2	0.3	0.9
Accounting services (partial).....	45	2	8.3	-0.5	2.3	1.7	-0.3	-0.3
Architectural and engineering services.....	45	3	3.8	0.2	0.3	0.1	0.3	0.9
Management, scientific, and technical consulting services.....	45	4	4.2	3.0	-1.5	0.1	0.0	0.4
Advertising and related services (partial) ²	45	5	0.9	-0.1	0.0	0.0	0.0	0.0
Permanent placement services ²	46	1	0.2	-0.5	2.2	-1.1	0.4	-0.4
Executive search services ²	46	2	1.1	1.1	0.3	2.8	1.6	-3.2
Staffing services.....	46	3	-0.1	-0.2	-0.1	-0.4	-0.8	0.2
Security guard services ²	48	1	7.3	0.1	0.2	2.6	-0.1	0.8
Janitorial services ²	49	1	-0.5	0.0	-0.1	0.0	-2.6	-0.1
Waste collection.....	50	1	9.3	0.5	-0.1	1.1	0.9	-0.5
Traveler accommodation services.....	53	11	1.9	2.8	-0.8	-0.4	4.3	-3.3
Commercial and industrial machinery and equipment repair and maintenance.....	55	1	5.7	0.1	0.9	0.0	1.9	-0.1
Aircraft repair and maintenance.....	55	4	5.0	0.2	0.5	0.3	0.0	0.4
Metal treatment services ²	59	1	4.9	-0.3	0.9	0.2	-0.4	0.7
Construction for intermediate demand.....	ID6	4	3.5	0.1	0.1	0.0	0.0	0.1
Maintenance and repair of non-residential buildings (partial) ²	80	2	3.5	0.1	0.1	0.0	0.0	0.1
Intermediate Demand by Production Flow								
Stage 4 intermediate demand.....	ID5	4	1.9	0.0	0.4	0.6	0.2	-0.3
Stage 4 intermediate demand goods.....	ID5	9411	-1.0	0.0	-0.1	0.7	0.3	-0.4
Grains.....	01	2	-32.1	1.9	-8.7	-2.7	-6.3	-3.1
Meats.....	02	21	10.8	0.2	4.8	-2.4	1.8	1.0
Unprocessed and packaged fish.....	02	23	-7.2	-1.0	0.3	-0.9	-1.8	-0.8
Dairy products.....	02	3	-6.2	-2.2	-1.4	2.2	1.2	1.1
Commercial electric power.....	05	42	4.7	0.3	-0.2	0.2	0.8	0.8
Industrial electric power.....	05	43	4.6	1.1	-0.7	0.3	-0.2	0.5
Gasoline.....	05	71	-13.4	3.1	0.3	18.7	5.1	-15.3
No. 2 diesel fuel.....	05	7303	-32.9	-4.6	-4.8	39.2	2.6	-12.0
Basic organic chemicals.....	06	14	-5.9	-2.7	-2.0	0.2	1.3	4.1
Prepared paint ²	06	21	-1.4	-0.2	-0.5	0.0	-0.1	-0.2
Medicinal and botanical chemicals ²	06	31	1.6	-0.1	0.0	-0.2	0.0	1.2
Biological products, including diagnostics.....	06	37	4.8	0.3	1.1	-0.1	0.6	-0.1
Pharmaceutical preparations.....	06	38	2.5	0.2	0.3	0.1	0.2	0.2
Plastic construction products ²	07	21	-4.8	-0.8	-0.1	-0.1	0.4	-0.6
Unsupported plastic film, sheet, and other shapes ²	07	22	-7.4	-1.5	-1.4	-0.8	-1.5	0.4
Parts for manufacturing from plastics ²	07	26	-3.6	-0.1	-0.1	-0.2	-0.2	-0.2
Plastic packaging products ²	07	2A	-4.6	-0.4	-0.3	-0.2	0.0	-0.2
Lumber.....	08	1	-12.3	1.6	4.8	-4.3	1.0	-1.3
Millwork.....	08	2	-4.9	-0.3	-0.1	-0.9	0.3	0.3
Paper boxes and containers ²	09	1503	-2.3	-1.1	-0.3	-0.5	-0.1	0.0
Commercial printing ²	09	47	3.9	0.0	0.0	0.2	0.2	0.0
Steel mill products ²	10	17	-9.9	-0.4	-4.7	-2.0	-3.5	-2.5
Nonferrous wire and cable ²	10	26	0.4	-0.1	0.9	0.4	-1.4	0.3
Fabricated structural metal products.....	10	7	-0.7	-0.6	0.4	0.1	0.2	0.8
Other miscellaneous metal products ²	10	89	2.4	0.4	0.2	-0.4	-0.1	0.3
Air conditioning and refrigeration equipment.....	11	48	3.9	-0.9	0.5	0.5	0.2	0.4
Wiring devices ²	11	71	6.4	0.1	-0.8	0.6	0.0	0.6

See footnotes at end of table.

Table 2. Producer price index percentage changes for selected commodity groupings by Final Demand-Intermediate Demand category, seasonally adjusted — Continued
 [October 2023]

Grouping	Commodity code		Unadjusted 12-month percent change ¹	Seasonally adjusted 1-month percent change ¹				
	Group code	Item code		Oct. 2022 to Oct. 2023 ^P	May to June	June to July ^P	July to Aug. ^P	Aug. to Sept. ^P
Electronic components and accessories.....	11	78	-0.5	0.3	0.1	0.3	-0.2	0.0
Miscellaneous electrical machinery and equipment ²	11	79	1.5	0.1	0.7	0.0	0.0	-0.1
Internal combustion engines ²	11	94	6.2	0.1	1.8	0.0	0.0	-0.1
Machine shop products ²	11	95	1.9	0.1	0.1	0.1	0.0	0.0
Concrete ingredients and related products.....	13	2	8.7	0.4	0.3	0.9	0.6	0.1
Concrete products.....	13	3	9.7	0.2	0.1	1.2	1.4	0.7
Prepared asphalt, tar roofing and siding products ²	13	61	3.9	1.9	1.1	-1.2	0.7	0.7
Paving mixtures and blocks.....	13	94	-0.5	-1.1	-0.9	0.8	0.9	1.0
Motor vehicle parts ²	14	12	1.3	-0.1	0.3	0.0	0.1	0.1
Aircraft engines and engine parts.....	14	23	3.1	0.0	0.4	0.6	0.1	0.2
Aircraft parts and auxiliary equipment, n.e.c.....	14	25	4.3	0.0	0.1	0.2	-0.1	0.1
Medical, surgical and personal aid devices.....	15	6	2.4	0.6	-0.1	0.1	0.1	0.0
Stage 4 intermediate demand services.....	ID5	9412	4.6	0.1	0.9	0.5	0.2	-0.3
Truck transportation of freight ²	30	12	-7.0	-0.8	-0.7	0.4	1.6	1.1
Courier, messenger, and U.S. postal services.....	30	16	5.9	-0.1	1.7	1.0	0.6	0.6
Airline passenger services.....	30	22	-0.7	2.1	1.7	-1.9	-3.1	3.1
Warehousing, storage, and related services ²	32	1	4.2	-1.3	1.5	-1.1	1.9	-0.4
Advertising space sales in periodicals and newspapers ²	36	11	1.0	-0.3	0.0	-0.5	-0.4	-0.4
Data processing and related services ²	38	1	2.0	0.3	0.3	0.1	-0.2	0.2
Business loans (partial).....	39	11	23.4	-1.9	-1.8	-1.6	-2.8	0.9
Deposit services (partial) ²	39	2	26.1	5.6	-0.6	-2.4	6.6	1.7
Securities brokerage, dealing, investment advice, and related services ²	40	1	20.9	0.0	1.7	0.9	-0.1	-2.0
Portfolio management ²	40	2	11.2	4.6	7.1	2.0	-0.6	-2.9
Investment banking ²	40	3	7.3	-0.4	0.5	1.9	3.8	-0.4
Insurance.....	41	11	4.0	1.1	-0.2	0.3	0.2	0.2
Annuities ²	41	2	-0.3	-0.1	0.5	0.0	0.0	-0.3
Nonresidential real estate rents ²	43	11	0.7	1.5	-0.8	3.0	2.2	-3.6
Nonresidential property sales and leases ²	43	12	-2.4	0.3	-0.7	0.4	0.0	-0.3
Nonresidential property management fees ²	43	13	11.9	0.3	2.7	0.8	1.4	4.0
Residential property management fees ²	43	22	0.1	-0.2	0.8	0.1	-0.5	-1.0
Construction, mining, and forestry machinery and equipment rental and leasing ²	44	3	3.4	-0.2	0.1	-0.2	0.2	0.2
Legal services.....	45	1	6.1	0.3	0.7	0.2	0.3	0.9
Advertising agency services ²	45	51	0.9	-0.1	0.0	0.0	0.0	0.0
Accounting services (partial).....	45	2	8.3	-0.5	2.3	1.7	-0.3	-0.3
Architectural and engineering services.....	45	3	3.8	0.2	0.3	0.1	0.3	0.9
Management, scientific, and technical consulting services.....	45	4	4.2	3.0	-1.5	0.1	0.0	0.4
Staffing services.....	46	3	-0.1	-0.2	-0.1	-0.4	-0.8	0.2
Janitorial services ²	49	1	-0.5	0.0	-0.1	0.0	-2.6	-0.1
Commercial and industrial machinery and equipment repair and maintenance.....	55	1	5.7	0.1	0.9	0.0	1.9	-0.1
Machinery and equipment parts and supplies wholesaling ²	57	1102	7.7	-1.6	0.5	2.2	0.0	0.1
Building materials, paint, and hardware wholesaling.....	57	3	-5.5	-0.5	-1.3	1.4	1.3	1.4
Metals, minerals, and ores wholesaling ²	57	4	-3.0	-1.7	-3.3	-6.2	-5.4	3.2
Chemicals and allied products wholesaling ²	57	5	-1.1	-5.0	8.3	-2.9	-2.3	6.7
Paper and plastics products wholesaling ²	57	6	-0.1	-0.6	-1.8	2.8	-0.9	-0.3
Food and alcohol wholesaling ²	57	8	0.9	-2.5	3.8	-0.6	-0.4	-1.8
Hardware and building materials and supplies retailing.....	58	D	4.2	4.5	6.8	3.1	4.0	0.0
Metal treatment services ²	59	1	4.9	-0.3	0.9	0.2	-0.4	0.7
Stage 3 intermediate demand.....	ID5	3	-4.1	-0.1	-0.4	1.2	0.5	-0.5
Stage 3 intermediate demand goods.....	ID5	9311	-9.9	-0.1	-1.4	3.3	1.2	-1.7
Slaughter cattle.....	01	31	28.8	6.0	2.4	1.6	1.7	-0.6
Slaughter hogs.....	01	32	-18.9	12.2	8.5	-2.4	-0.5	-9.0
Slaughter poultry.....	01	4	-13.4	-1.8	-7.2	-0.9	10.9	-4.9
Raw milk.....	01	6	-16.5	-6.3	-0.4	14.0	5.4	-1.4
Commercial electric power.....	05	42	4.7	0.3	-0.2	0.2	0.8	0.8
Industrial electric power.....	05	43	4.6	1.1	-0.7	0.3	-0.2	0.5
Gasoline.....	05	71	-13.4	3.1	0.3	18.7	5.1	-15.3
Jet fuel ²	05	7203	-11.6	1.8	4.6	22.7	7.1	-1.9
No. 2 diesel fuel.....	05	7303	-32.9	-4.6	-4.8	39.2	2.6	-12.0
Finished lubricants ²	05	76	-1.0	1.3	-0.3	-0.1	-1.1	-0.1
Lubricating oil base stocks ²	05	78	-25.1	1.6	-1.7	1.9	-0.1	6.9
Asphalt.....	05	8102	-22.7	-0.3	-5.8	0.0	5.0	3.1
Basic inorganic chemicals ²	06	13	-10.7	-1.2	-3.6	-1.5	0.3	-2.2
Basic organic chemicals.....	06	14	-5.9	-2.7	-2.0	0.2	1.3	4.1
Paints and allied products ²	06	2	-0.6	-0.2	-1.1	0.9	-0.4	-0.4

See footnotes at end of table.

Table 2. Producer price index percentage changes for selected commodity groupings by Final Demand-Intermediate Demand category, seasonally adjusted — Continued
 [October 2023]

Grouping	Commodity code		Unadjusted 12-month percent change ¹	Seasonally adjusted 1-month percent change ¹				
	Group code	Item code		Oct. 2022 to Oct. 2023 ^P	May to June	June to July ^P	July to Aug. ^P	Aug. to Sept. ^P
Agricultural chemicals and chemical products.....	06	5	-24.4	-4.4	-4.2	2.4	-1.0	0.6
Plastic resins and materials.....	06	6	-11.9	-2.5	-4.3	-1.7	0.6	-1.9
Synthetic rubber ²	07	1102	-13.6	-2.8	-5.6	0.1	1.1	2.4
Unsupported plastic film, sheet, and other shapes ²	07	22	-7.4	-1.5	-1.4	-0.8	-1.5	0.4
Paper ²	09	13	-1.1	0.0	-0.8	-0.6	0.6	-0.4
Paperboard ²	09	14	-6.8	0.9	-2.1	-0.3	0.8	-0.2
Converted paper and paperboard products ²	09	15	-0.1	-0.4	-0.1	-0.5	0.0	-0.2
Commercial printing ²	09	47	3.9	0.0	0.0	0.2	0.2	0.0
Foundry and forge shop products ²	10	15	2.8	0.0	-0.8	0.8	-0.2	-0.2
Steel mill products ²	10	17	-9.9	-0.4	-4.7	-2.0	-3.5	-2.5
Nonferrous mill shapes ²	10	25	1.1	-1.1	-0.9	-0.2	-0.5	-0.8
Nonferrous foundry shop products.....	10	28	3.5	-0.1	0.2	0.3	-0.2	0.6
Metal containers ²	10	3	-4.9	-0.1	0.0	-1.6	0.0	-0.9
Structural, architectural, and pre-engineered metal products.....	10	74	-2.6	-1.0	0.3	-0.3	-0.2	1.2
Bolts, nuts, screws, rivets, and washers ²	10	81	4.8	0.5	0.2	0.2	0.0	0.0
Other miscellaneous metal products ²	10	89	2.4	0.4	0.2	-0.4	-0.1	0.3
General purpose machinery and equipment.....	11	4	6.1	0.0	0.3	0.4	0.5	0.6
Electrical machinery and equipment.....	11	7	2.1	0.3	0.2	0.2	0.0	0.1
Construction sand, gravel, and crushed stone.....	13	21	8.8	0.6	0.2	1.2	0.5	0.4
Cement.....	13	22	8.5	-0.1	0.5	0.3	1.0	-0.6
Motor vehicle parts ²	14	12	1.3	-0.1	0.3	0.0	0.1	0.1
Aircraft and aircraft equipment.....	14	2	3.8	0.2	0.2	0.2	0.1	0.1
Stage 3 intermediate demand services.....	ID5	9312	1.7	-0.2	0.5	-0.5	0.0	0.5
Rail transportation of freight and mail ²	30	11	1.6	-0.4	-0.1	0.4	0.7	1.3
Courier, messenger, and U.S. postal services.....	30	16	5.9	-0.1	1.7	1.0	0.6	0.6
Arrangement of freight and cargo ²	31	31	-33.6	2.3	-2.1	-12.8	3.3	2.0
Freight forwarding ²	31	3201	-1.3	0.0	0.0	0.0	0.0	0.0
Warehousing, storage, and related services ²	32	1	4.2	-1.3	1.5	-1.1	1.9	-0.4
Advertising space sales in periodicals, newspapers, directories, and mailing lists ²	36	1	1.6	-0.3	0.0	-0.4	-0.4	-0.3
Wired telephone services ²	37	1	3.2	-0.3	0.5	0.7	0.1	-0.2
Bundled wired telecommunications access services ²	37	5	0.3	0.0	-0.3	1.0	-2.4	-0.7
Data processing and related services ²	38	1	2.0	0.3	0.3	0.1	-0.2	0.2
Business loans (partial).....	39	11	23.4	-1.9	-1.8	-1.6	-2.8	0.9
Deposit services (partial) ²	39	2	26.1	5.6	-0.6	-2.4	6.6	1.7
Securities brokerage, dealing, investment advice, and related services ²	40	1	20.9	0.0	1.7	0.9	-0.1	-2.0
Insurance.....	41	11	4.0	1.1	-0.2	0.3	0.2	0.2
Nonresidential real estate rents ²	43	11	0.7	1.5	-0.8	3.0	2.2	-3.6
Legal services.....	45	1	6.1	0.3	0.7	0.2	0.3	0.9
Accounting services (partial).....	45	2	8.3	-0.5	2.3	1.7	-0.3	-0.3
Architectural and engineering services.....	45	3	3.8	0.2	0.3	0.1	0.3	0.9
Management, scientific, and technical consulting services.....	45	4	4.2	3.0	-1.5	0.1	0.0	0.4
Advertising agency services ²	45	51	0.9	-0.1	0.0	0.0	0.0	0.0
Staffing services.....	46	3	-0.1	-0.2	-0.1	-0.4	-0.8	0.2
Aircraft repair maintenance.....	55	4	5.0	0.2	0.5	0.3	0.0	0.4
Machinery and equipment parts and supplies wholesaling ²	57	1102	7.7	-1.6	0.5	2.2	0.0	0.1
Building materials, paint, and hardware wholesaling.....	57	3	-5.5	-0.5	-1.3	1.4	1.3	1.4
Metals, minerals, and ores wholesaling ²	57	4	-3.0	-1.7	-3.3	-6.2	-5.4	3.2
Chemicals and allied products wholesaling ²	57	5	-1.1	-5.0	8.3	-2.9	-2.3	6.7
Paper and plastics products wholesaling ²	57	6	-0.1	-0.6	-1.8	2.8	-0.9	-0.3
Food wholesaling ²	57	8101	0.5	-2.8	4.3	-0.7	-0.5	-2.0
Metal treatment services ²	59	1	4.9	-0.3	0.9	0.2	-0.4	0.7
Stage 2 intermediate demand.....	ID5	2	-2.7	-1.0	1.9	0.8	1.2	-0.1
Stage 2 intermediate demand goods.....	ID5	9211	-9.9	-2.2	4.0	2.2	3.4	-0.5
Corn.....	01	2202	-32.8	3.4	-10.7	-2.0	-6.2	-2.7
Oilseeds.....	01	83	-9.6	-6.9	9.0	-4.3	4.3	-4.7
Prepared animal feeds.....	02	9	-5.0	-0.9	1.7	0.3	0.6	-1.1
Coal.....	05	1	-5.6	0.1	1.1	1.5	0.7	1.9
Natural gas ²	05	31	-54.9	2.2	23.6	-1.1	-0.3	10.9
Liquefied petroleum gas ²	05	32	-21.4	-6.1	25.4	4.7	8.0	-6.9
Crude petroleum ²	05	61	-3.0	-4.2	8.5	8.1	10.4	-2.9
No. 2 diesel fuel.....	05	7303	-32.9	-4.6	-4.8	39.2	2.6	-12.0
Industrial chemicals.....	06	1	-6.9	-2.4	-2.3	-0.1	1.1	2.9
Plastic resins and materials.....	06	6	-11.9	-2.5	-4.3	-1.7	0.6	-1.9
Plastic products ²	07	2	-3.4	-0.6	-0.3	-0.2	-0.2	-0.2
Logs, bolts, timber, pulpwood, and wood chips ²	08	5	-2.5	0.1	-0.7	0.4	0.1	0.1

See footnotes at end of table.

Table 2. Producer price index percentage changes for selected commodity groupings by Final Demand-Intermediate Demand category, seasonally adjusted — Continued
 [October 2023]

Grouping	Commodity code		Unadjusted 12-month percent change ¹	Seasonally adjusted 1-month percent change ¹				
	Group code	Item code		Oct. 2022 to Oct. 2023 ^P	May to June	June to July ^P	July to Aug. ^P	Aug. to Sept. ^P
Paper ²	09	13	-1.1	0.0	-0.8	-0.6	0.6	-0.4
Paperboard, excluding corrugated paperboard ²	09	1411	-6.1	0.8	-2.0	-0.6	0.9	-0.2
Commercial printing ²	09	47	3.9	0.0	0.0	0.2	0.2	0.0
Iron and steel scrap.....	10	12	3.6	-8.9	2.6	2.9	0.8	0.4
Steel mill products ²	10	17	-9.9	-0.4	-4.7	-2.0	-3.5	-2.5
Nonferrous mill shapes ²	10	25	1.1	-1.1	-0.9	-0.2	-0.5	-0.8
Electrical machinery and equipment.....	11	7	2.1	0.3	0.2	0.2	0.0	0.1
Electronic components and accessories.....	11	78	-0.5	0.3	0.1	0.3	-0.2	0.0
Stage 2 intermediate demand services.....	ID5	9212	3.7	-0.2	0.4	-0.3	-0.4	0.2
Rail transportation of freight and mail ²	30	11	1.6	-0.4	-0.1	0.4	0.7	1.3
Truck transportation of freight ²	30	12	-7.0	-0.8	-0.7	0.4	1.6	1.1
U.S. Postal Service ²	30	1601	8.0	0.0	3.8	0.0	0.0	0.0
Courier and messenger services, except air.....	30	1602	5.0	0.1	0.6	1.1	0.7	0.4
Air mail and package delivery services, excluding by USPS.....	30	1603	4.1	-0.5	0.6	2.2	1.3	1.5
Pipeline transportation ²	30	17	1.7	-1.2	3.8	0.1	-0.2	-0.2
Airline passenger services.....	30	22	-0.7	2.1	1.7	-1.9	-3.1	3.1
Arrangement of freight and cargo ²	31	31	-33.6	2.3	-2.1	-12.8	3.3	2.0
Television advertising time sales.....	36	21	-25.4	-2.1	-1.1	-7.1	-4.7	1.4
Wireless telecommunication services.....	37	2	0.9	0.2	0.1	-0.7	0.2	0.1
Data processing and related services ²	38	1	2.0	0.3	0.3	0.1	-0.2	0.2
Securities brokerage, dealing, investment advice, and related services ²	40	1	20.9	0.0	1.7	0.9	-0.1	-2.0
Portfolio management ²	40	2	11.2	4.6	7.1	2.0	-0.6	-2.9
Investment banking ²	40	31	7.3	-0.4	0.5	1.9	3.8	-0.4
Insurance.....	41	11	4.0	1.1	-0.2	0.3	0.2	0.2
Commissions from sales of insurance ²	42	11	0.6	0.1	-0.4	0.0	0.0	0.0
Legal services.....	45	1	6.1	0.3	0.7	0.2	0.3	0.9
Accounting services (partial).....	45	2	8.3	-0.5	2.3	1.7	-0.3	-0.3
Management, scientific, and technical consulting services.....	45	4	4.2	3.0	-1.5	0.1	0.0	0.4
Advertising agency services ²	45	51	0.9	-0.1	0.0	0.0	0.0	0.0
Staffing services.....	46	3	-0.1	-0.2	-0.1	-0.4	-0.8	0.2
Security guard services ²	48	1	7.3	0.1	0.2	2.6	-0.1	0.8
Janitorial services ²	49	1	-0.5	0.0	-0.1	0.0	-2.6	-0.1
Traveler accommodation services.....	53	1	1.9	2.8	-0.8	-0.4	4.3	-3.3
Commercial and industrial machinery and equipment repair and maintenance.....	55	1	5.7	0.1	0.9	0.0	1.9	-0.1
Hardware and building materials and supplies retailing.....	58	D	4.2	4.5	6.8	3.1	4.0	0.0
Stage 1 intermediate demand.....	ID5	1	-1.5	-0.1	0.1	1.4	0.3	-0.4
Stage 1 intermediate demand goods.....	ID5	9111	-5.8	-0.6	-0.7	2.6	0.3	-0.7
Prepared animal feeds.....	02	9	-5.0	-0.9	1.7	0.3	0.6	-1.1
Commercial electric power.....	05	42	4.7	0.3	-0.2	0.2	0.8	0.8
Industrial electric power.....	05	43	4.6	1.1	-0.7	0.3	-0.2	0.5
Commercial natural gas.....	05	52	-20.9	-2.4	3.4	-0.1	-1.8	2.7
Industrial natural gas.....	05	53	-22.6	-2.4	9.6	0.3	-2.5	-6.6
Gasoline.....	05	71	-13.4	3.1	0.3	18.7	5.1	-15.3
No. 2 diesel fuel.....	05	7303	-32.9	-4.6	-4.8	39.2	2.6	-12.0
Industrial chemicals.....	06	1	-6.9	-2.4	-2.3	-0.1	1.1	2.9
Prepared paint ²	06	21	-1.4	-0.2	-0.5	0.0	-0.1	-0.2
Plastic construction products ²	07	21	-4.8	-0.8	-0.1	-0.1	0.4	-0.6
Recyclable paper ²	09	12	31.4	3.8	-0.2	2.2	14.9	13.3
Paper ²	09	13	-1.1	0.0	-0.8	-0.6	0.6	-0.4
Converted paper and paperboard products ²	09	15	-0.1	-0.4	-0.1	-0.5	0.0	-0.2
Iron and steel scrap.....	10	12	3.6	-8.9	2.6	2.9	0.8	0.4
Steel mill products ²	10	17	-9.9	-0.4	-4.7	-2.0	-3.5	-2.5
Primary nonferrous metals ²	10	22	8.4	-0.2	2.0	-3.9	1.9	-2.0
Nonferrous scrap.....	10	23	-6.3	-2.6	-1.9	0.2	-0.7	-1.1
Nonferrous wire and cable ²	10	26	0.4	-0.1	0.9	0.4	-1.4	0.3
Fabricated structural metal products.....	10	7	-0.7	-0.6	0.4	0.1	0.2	0.8
General purpose machinery and equipment.....	11	4	6.1	0.0	0.3	0.4	0.5	0.6
Construction sand, gravel, and crushed stone.....	13	21	8.8	0.6	0.2	1.2	0.5	0.4
Stage 1 intermediate demand services.....	ID5	9112	3.3	0.3	0.9	0.4	0.3	-0.2
Truck transportation of freight ²	30	12	-7.0	-0.8	-0.7	0.4	1.6	1.1
Airline passenger services.....	30	22	-0.7	2.1	1.7	-1.9	-3.1	3.1
Advertising space sales in periodicals, newspapers, directories, and mailing lists ²	36	1	1.6	-0.3	0.0	-0.4	-0.4	-0.3
Business wired telecommunication services ²	37	12	3.0	-0.6	1.1	1.0	-0.2	-0.4
Wireless telecommunication services.....	37	2	0.9	0.2	0.1	-0.7	0.2	0.1

See footnotes at end of table.

Table 2. Producer price index percentage changes for selected commodity groupings by Final Demand-Intermediate Demand category, seasonally adjusted — Continued
 [October 2023]

Grouping	Commodity code		Unadjusted 12-month percent change ¹	Seasonally adjusted 1-month percent change ¹				
	Group code	Item code		Oct. 2022 to Oct. 2023 ^p	May to June	June to July ^p	July to Aug. ^p	Aug. to Sept. ^p
Bundled wired telecommunications access services ²	37	5	0.3	0.0	-0.3	1.0	-2.4	-0.7
Business loans (partial).....	39	11	23.4	-1.9	-1.8	-1.6	-2.8	0.9
Deposit services (partial) ²	39	2	26.1	5.6	-0.6	-2.4	6.6	1.7
Securities brokerage, dealing, investment advice, and related services ²	40	1	20.9	0.0	1.7	0.9	-0.1	-2.0
Portfolio management ²	40	2	11.2	4.6	7.1	2.0	-0.6	-2.9
Investment banking ²	40	3	7.3	-0.4	0.5	1.9	3.8	-0.4
Insurance.....	41	11	4.0	1.1	-0.2	0.3	0.2	0.2
Nonresidential real estate rents ²	43	11	0.7	1.5	-0.8	3.0	2.2	-3.6
Architectural and engineering services.....	45	3	3.8	0.2	0.3	0.1	0.3	0.9
Management consulting services.....	45	41	4.2	3.0	-1.5	0.1	0.0	0.4
Waste collection.....	50	1	9.3	0.5	-0.1	1.1	0.9	-0.5
Traveler accommodation services.....	53	11	1.9	2.8	-0.8	-0.4	4.3	-3.3
Commercial and industrial machinery and equipment repair and maintenance.....	55	1	5.7	0.1	0.9	0.0	1.9	-0.1
Machinery and equipment parts and supplies wholesaling ²	57	1102	7.7	-1.6	0.5	2.2	0.0	0.1
Building materials, paint, and hardware wholesaling.....	57	3	-5.5	-0.5	-1.3	1.4	1.3	1.4
Metals, minerals, and ores wholesaling ²	57	4	-3.0	-1.7	-3.3	-6.2	-5.4	3.2
Chemicals and allied products wholesaling ²	57	5	-1.1	-5.0	8.3	-2.9	-2.3	6.7
Paper and plastics products wholesaling ²	57	6	-0.1	-0.6	-1.8	2.8	-0.9	-0.3
Hardware and building materials and supplies retailing.....	58	D	4.2	4.5	6.8	3.1	4.0	0.0
Mining services ²	60	1	2.2	-0.1	0.0	0.4	-0.1	0.4

¹ All indexes are subject to revision for 4 months after their originally scheduled publication to incorporate late reports and corrections by survey respondents. In addition, seasonally adjusted indexes are subject to change for up to 5 years due to the recalculation of seasonal factors published each January.

² Seasonal tests did not indicate the presence of seasonality. Data shown is not seasonally adjusted.

³ Trade indexes measure changes in margins received by wholesalers and retailers.

p Preliminary

"-" Data not available.

NOTE: The term "(partial)" denotes incomplete coverage of the index category.

Table 3. Producer price indexes for Final Demand-Intermediate Demand groupings, seasonally adjusted
 [October 2023, Index base Nov. 2009=100, unless otherwise indicated]

Grouping	Other index base	Commodity code		Seasonally adjusted index ¹				
		Group code	Item code	June 2023	July 2023 ^p	Aug. 2023 ^p	Sept. 2023 ^p	Oct. 2023 ^p
Final Demand								
Final demand.....		FD	4	140.668	141.526	142.632	143.196	142.536
Final demand goods.....		FD	41	140.888	141.241	143.960	145.178	143.194
Final demand foods.....		FD	411	149.025	149.556	149.038	150.044	149.731
Finished consumer foods ²	00/82	FD	4111	263.459	263.564	263.138	264.739	264.835
Finished consumer foods, crude.....	00/82	FD	411113	257.098	252.421	238.151	229.637	222.485
Finished consumer foods, processed.....	00/82	FD	411112	262.922	263.482	264.378	266.935	267.722
Government purchased foods.....		FD	4112	151.109	153.040	153.549	155.709	156.954
Foods for export.....		FD	4113	149.480	151.584	149.365	150.358	147.718
Final demand energy.....		FD	412	135.050	136.152	149.973	154.548	144.426
Finished consumer energy goods ²	00/82	FD	4121	213.979	215.713	234.538	241.233	223.298
Government purchased energy.....		FD	4122	139.267	139.728	161.672	167.040	159.953
Energy for export.....		FD	4123	120.547	122.884	141.415	148.009	145.446
Final demand goods less foods and energy.....		FD	413	140.550	140.619	140.777	141.006	141.095
Finished goods less foods and energy ²	00/82	FD	4131	247.006	247.612	248.019	248.462	248.642
Finished consumer goods less foods and energy.....	00/82	FD	41311	274.576	275.099	275.576	276.088	276.449
Nondurable consumer goods less foods and energy.....	00/82	FD	413111	356.074	356.874	357.529	358.001	359.586
Durable consumer goods.....	00/82	FD	413112	190.963	191.228	191.529	192.042	191.375
Private capital equipment.....	00/82	FD	41312	211.999	212.651	212.979	213.343	213.356
Private capital equipment for manufacturing industries.....	00/82	FD	413121	227.563	228.351	228.767	229.070	229.158
Private capital equipment for nonmanufacturing industries.....	00/82	FD	413122	207.344	207.956	208.257	208.640	208.630
Government purchased goods, excluding foods and energy.....		FD	4132	136.176	136.201	136.386	136.603	136.848
Government purchased goods excluding foods, energy, and capital equipment.....		FD	41321	145.433	145.109	145.286	145.619	146.014
Government purchased capital equipment.....		FD	41322	122.569	123.010	123.202	123.276	123.337
Goods for export, excluding foods and energy.....		FD	4133	137.162	136.764	136.782	136.967	136.980
Final demand services.....		FD	42	139.304	140.482	140.894	141.178	141.113
Final demand trade services ³		FD	423	150.844	153.246	153.681	153.602	152.597
Trade of finished goods ²		FD	4231	149.686	151.521	152.026	151.941	150.783
Trade of personal consumption goods.....		FD	42311	150.041	151.015	151.510	151.264	150.428
Trade of private capital equipment.....		FD	42312	146.412	152.044	152.580	153.211	150.640
Trade of government purchased goods.....		FD	4232	158.862	165.538	165.600	166.020	165.459
Trade of government purchased goods, excluding capital equipment.....		FD	42321	165.057	170.697	170.280	170.353	171.717
Trade of government purchased capital equipment.....		FD	42322	148.082	156.242	157.020	157.953	154.522
Trade of exports.....		FD	4233	158.655	164.794	164.704	164.486	164.776
Final demand transportation and warehousing services.....		FD	422	148.694	149.096	148.942	149.175	151.398
Transportation of passengers for final demand.....		FD	4221	136.825	139.126	136.495	132.233	136.314
Transportation of private passengers.....		FD	42211	136.824	139.120	136.495	132.242	136.314
Transportation of government passengers.....		FD	42212	136.590	138.867	136.267	132.052	136.086
Transportation of passengers for export.....		FD	42213	136.841	139.160	136.504	132.205	136.323
Transportation and warehousing of goods for final demand.....		FD	4222	152.507	152.166	152.980	154.966	156.452
Transportation and warehousing of finished goods ²		FD	42221	150.630	150.183	150.917	152.933	154.436
Transportation and warehousing of personal consumption goods.....		FD	422211	151.103	150.744	151.486	153.481	154.969
Transportation and warehousing of private capital equipment.....		FD	422212	148.714	147.908	148.609	150.711	152.274
Transportation and warehousing of government purchased goods.....		FD	42222	151.048	151.414	151.876	153.643	154.780
Transportation and warehousing of exports.....		FD	42223	158.285	158.035	159.115	161.094	162.626
Final demand services less trade, transportation, and warehousing.....		FD	421	133.060	133.821	134.280	134.715	134.790
Finished services less trade, transportation, and warehousing ²		FD	4211	133.270	134.021	134.436	134.927	135.047
Finished consumer services less trade, transportation, and warehousing.....		FD	42111	132.574	133.379	133.696	134.237	134.287
Private capital investment services less trade, transportation, and warehousing.....		FD	42112	139.823	140.153	141.339	141.438	142.110
Government purchased services less trade, transportation, and warehousing.....		FD	4212	124.222	124.979	125.745	125.768	125.513
Gov. purchased services less trade, transportation, and warehousing, excl. capital investment.....		FD	42121	124.809	125.611	126.381	126.425	126.124
Government purchased capital investment services less trade, transportation, and warehousing.....		FD	42122	109.853	109.936	110.594	110.315	110.732
Services for export less trade, transportation, and warehousing.....		FD	4213	140.946	141.860	142.610	142.718	142.514
Final demand construction.....		FD	43	176.730	174.608	174.825	174.924	174.251
Construction for private capital investment.....		FD	431	181.049	178.762	179.010	179.136	178.381
Construction for government.....		FD	432	168.650	166.868	167.018	167.061	166.556
Final Demand Special Groupings								
Final demand less exports.....	04/10	FD	49101	138.365	139.186	140.348	140.927	140.185
Final demand less government.....	04/10	FD	49102	138.814	139.658	140.616	141.155	140.510
Final demand less foods, food and nonalcoholic beverages for immediate consumption, and energy ¹	04/10	FD	49103	139.054	139.952	140.253	140.529	140.442
Final demand less foods and energy ⁴	04/10	FD	49104	138.825	139.676	140.024	140.289	140.242
Final demand less foods and food and nonalcoholic beverages for immediate consumption ⁴	04/10	FD	49105	138.360	139.268	140.456	141.013	140.268

See footnotes at end of table.

Table 3. Producer price indexes for Final Demand-Intermediate Demand groupings, seasonally adjusted — Continued

[October 2023, Index base Nov. 2009=100, unless otherwise indicated]

Grouping	Other index base	Commodity code		Seasonally adjusted index ¹				
		Group code	Item code	June 2023	July 2023 ^P	Aug. 2023 ^P	Sept. 2023 ^P	Oct. 2023 ^P
Final demand less foods ⁴	04/10	FD	49106	138.116	138.979	140.159	140.690	140.020
Final demand less energy.....	04/10	FD	49107	139.152	139.984	140.283	140.589	140.527
Final demand less trade services.....	01/10	FD	49108	136.686	137.196	138.435	139.132	138.556
Final demand less distributive services ⁵	01/10	FD	49109	136.171	136.718	137.977	138.619	137.955
Final demand goods less energy.....	01/10	FD	49111	140.900	141.068	141.078	141.474	141.475
Final demand goods less foods.....	04/10	FD	49112	136.139	136.447	139.783	141.018	138.728
Final demand services less trade services.....	04/10	FD	49113	133.357	134.078	134.476	134.888	135.163
Final demand distributive services ⁵	04/10	FD	49114	148.054	149.985	150.469	150.710	150.109
Final demand goods plus final demand distributive services ⁵	04/10	FD	49115	141.820	142.822	144.576	145.371	143.989
Final demand less foods, energy, and trade services ⁴	08/13	FD	49116	127.907	128.338	128.646	128.977	129.161
Private and government purchased capital equipment.....	08/13	FD	49117	127.752	128.154	128.352	128.552	128.567
Private and government purchased capital investment services.....	08/13	FD	49118	131.969	134.185	135.025	135.405	134.881
Total private and government purchased capital investment.....	08/13	FD	49119	133.598	134.593	135.110	135.384	135.048
Total finished ²	01/10	FD	49201	139.454	140.276	141.297	141.864	141.114
Total finished less foods, food and nonalcoholic beverages for immediate consumption, and energy ^{2, 4}	12/10	FD	49202	138.575	139.424	139.791	140.093	140.000
Total finished less foods and energy ^{2, 4}	01/10	FD	49203	139.413	140.262	140.636	140.940	140.846
Total finished less foods and food and nonalcoholic beverages for immediate consumption ^{2, 4}	12/10	FD	49204	137.610	138.469	139.549	140.093	139.304
Total finished less foods ^{2, 4}	01/10	FD	49205	138.996	139.859	140.950	141.498	140.705
Total finished less energy ²	01/10	FD	49206	139.886	140.692	141.032	141.369	141.283
Finished goods ²	00/82	FD	49207	251.160	251.987	257.176	259.555	254.866
Finished goods less energy ²	00/82	FD	49208	250.574	251.043	251.224	251.978	252.135
Finished goods, excluding foods ^{2, 4}	00/82	FD	49209	247.272	248.288	254.942	257.519	251.582
Finished services ²	01/10	FD	49210	137.798	138.817	139.220	139.538	139.424
Private capital investment services.....	04/10	FD	49211	142.066	144.309	145.220	145.628	145.136
Finished distributive services ^{2, 5}	04/10	FD	49212	146.716	148.240	148.761	148.930	148.116
Finished services less trade services ²	04/10	FD	49213	133.174	133.889	134.253	134.720	134.994
Finished services less distributive services ^{2, 5}	04/10	FD	49214	132.478	133.258	133.603	133.985	134.192
Total private capital investment (goods, services, and construction).....	04/10	FD	49215	141.550	142.660	143.242	143.553	143.222
Finished goods plus finished distributive services ²	04/10	FD	49216	143.235	144.208	145.958	146.727	144.980
Total exports.....	04/10	FD	49301	138.649	139.643	140.254	140.649	140.599
Goods for export.....	00/82	FD	49302	230.829	230.916	232.295	233.382	232.635
Services for export.....	04/10	FD	49303	148.781	151.115	151.478	151.554	152.038
Total government purchases.....	04/10	FD	49401	134.574	135.425	138.001	138.730	138.026
Government purchased goods.....	00/82	FD	49402	225.247	225.823	235.260	238.123	235.649
Government purchased services.....	04/10	FD	49403	131.888	133.610	134.164	134.227	134.103
Total government purchased capital investment (goods, services, construction).....	08/13	FD	49404	131.489	132.094	132.374	132.503	132.005
Government purchases, defense.....	05/15	FD	49405	120.589	121.972	124.717	125.656	125.254
Government purchases, non-defense.....	05/15	FD	49406	129.583	130.116	132.409	132.986	132.194
Personal consumption.....	01/10	FD	49501	138.893	139.648	140.770	141.394	140.550
Personal consumption goods (finished consumer goods).....	00/82	FD	49502	267.722	268.624	275.939	279.198	272.452
Personal consumption goods less energy.....	00/82	FD	49503	270.313	270.654	270.737	271.726	271.972
Personal consumption goods less foods.....	00/82	FD	49504	267.651	268.887	279.446	283.389	273.776
Personal consumption nondurable goods less foods.....	00/82	FD	49508	301.138	302.806	317.946	323.419	309.812
Personal consumption services.....	04/10	FD	49505	136.622	137.449	137.772	138.075	138.020
Personal consumption less trade services.....	04/10	FD	49506	135.529	136.227	137.499	138.337	137.494
Personal consumption less distributive services ⁵	04/10	FD	49507	135.197	135.934	137.227	138.025	137.099
Personal consumption less foods and energy.....	04/14	FD	49510	128.073	128.792	129.086	129.365	129.337
Personal consumption less foods, energy, and trade services ³	04/14	FD	49511	124.935	125.600	125.845	126.277	126.472
Personal consumption less foods, energy, and distributive services ⁵	04/14	FD	49512	124.861	125.572	125.799	126.172	126.317
Personal consumption goods plus personal consumption distributive services ⁵	08/13	FD	49509	131.842	132.425	134.401	135.186	133.332
Intermediate Demand by Commodity Type								
Processed goods								
Processed goods for intermediate demand.....	00/82	ID6	1	254.075	253.245	258.694	260.085	257.820
Materials and components for manufacturing.....	00/82	ID6	11	234.392	232.413	232.052	232.111	232.232
Materials for manufacturing.....		ID6	111	146.127	144.055	143.661	143.706	143.679
Materials for food manufacturing.....	00/82	ID6	1111	243.104	244.720	247.014	249.610	249.988
Materials for nondurable manufacturing.....	00/82	ID6	1112	264.737	260.216	259.891	261.629	264.141
Materials for durable manufacturing.....	00/82	ID6	1113	289.606	284.060	281.434	278.350	275.024
Components for manufacturing.....	00/82	ID6	112	187.561	187.748	187.815	187.844	188.158
Components for nondurable manufacturing.....		ID6	1121	146.594	145.938	145.624	145.021	145.029
Components for durable manufacturing.....		ID6	1122	132.339	132.508	132.572	132.622	132.854
Materials and components for construction.....	00/82	ID6	12	349.647	350.571	351.359	352.567	353.205
Materials for construction.....		ID6	121	166.248	167.032	167.705	168.769	168.956
Components for construction.....		ID6	122	177.777	177.955	178.102	178.302	178.725
Processed fuels and lubricants for intermediate demand.....	00/82	ID6	13	233.072	232.864	260.384	266.378	254.943
Processed fuels and lubricants to manufacturing industries.....	00/82	ID6	131	244.340	242.416	259.057	262.709	261.056

See footnotes at end of table.

Table 3. Producer price indexes for Final Demand-Intermediate Demand groupings, seasonally adjusted — Continued

[October 2023, Index base Nov. 2009=100, unless otherwise indicated]

Grouping	Other index base	Commodity code		Seasonally adjusted index ¹				
		Group code	Item code	June 2023	July 2023 ^P	Aug. 2023 ^P	Sept. 2023 ^P	Oct. 2023 ^P
Processed fuels and lubricants to nonmanufacturing industries.....	00/82	ID6	132	229.779	230.114	261.112	267.854	253.310
Containers for intermediate demand.....	00/82	ID6	14	310.214	309.183	307.542	306.994	306.305
Supplies for intermediate demand.....	00/82	ID6	15	250.539	250.947	251.103	251.400	251.229
Supplies to manufacturing industries.....	00/82	ID6	151	247.048	246.501	245.991	245.819	245.831
Supplies to nonmanufacturing industries.....	00/82	ID6	152	249.092	249.645	249.904	250.271	250.074
Supplies to nonmanufacturing industries, feeds.....	00/82	ID6	1521	232.284	238.239	240.005	240.337	236.190
Supplies to nonmanufacturing industries, other than feeds.....	00/82	ID6	1522	253.280	253.136	253.201	253.576	253.891
Unprocessed goods								
Unprocessed goods for intermediate demand.....	00/82	ID6	2	242.560	248.452	253.876	263.150	259.576
Unprocessed foodstuffs and feedstuffs.....	00/82	ID6	21	225.008	223.280	223.509	228.629	221.474
Unprocessed nonfood materials.....	00/82	ID6	22	244.738	255.935	264.914	276.814	276.010
Unprocessed nonfood materials except fuel.....	00/82	ID6	221	312.982	321.309	334.975	352.870	346.589
Unprocessed nonfood materials except fuel to manufacturing industries.....	00/82	ID6	2211	288.792	296.844	309.941	327.249	321.097
Unprocessed nonfood materials except fuel to nonmanufacturing industries.....	00/82	ID6	2212	349.696	350.449	354.435	355.964	357.223
Unprocessed fuel.....	00/82	ID6	222	104.016	120.103	119.792	119.789	129.379
Unprocessed fuel to manufacturing industries.....	00/82	ID6	2221	209.445	217.423	219.909	221.183	228.157
Unprocessed fuel to nonmanufacturing industries.....	00/82	ID6	2222	101.042	118.045	117.567	117.492	127.503
Services								
Services for intermediate demand.....		ID6	3	145.652	146.577	146.716	146.757	146.819
Trade services for intermediate demand ⁵		ID6	33	169.831	173.446	173.143	172.334	173.883
Trade services for manufacturing industries.....	12/12	ID6	331	155.284	158.097	157.394	155.972	157.605
Trade services for nonmanufacturing industries.....	12/12	ID6	332	151.013	154.696	154.833	154.763	155.934
Transportation and warehousing services for intermediate demand.....		ID6	32	153.968	155.327	154.361	155.202	156.352
Transportation of passengers for intermediate demand.....		ID6	321	136.653	138.929	136.331	132.117	136.149
Transportation of passengers for manufacturing industries.....		ID6	3211	136.817	139.135	136.481	132.185	136.300
Transportation of passengers for nonmanufacturing industries.....		ID6	3212	136.694	138.966	136.374	132.169	136.192
Transportation and warehousing of goods for intermediate demand.....		ID6	322	155.906	157.183	156.367	157.682	158.566
Transportation and warehousing of goods for manufacturing industries.....	12/12	ID6	3221	128.544	128.862	129.435	130.531	131.439
Transportation and warehousing of goods for nonmanufacturing industries.....	12/12	ID6	3222	139.565	140.921	139.829	141.003	141.741
Services less trade, transportation, and warehousing for intermediate demand.....		ID6	31	137.547	137.810	138.245	138.320	137.865
Services less trade, transportation, and warehousing for manufacturing industries.....		ID6	311	128.145	128.549	128.886	128.916	129.674
Services less trade, transportation, and warehousing for nonmanufacturing industries.....		ID6	312	137.850	138.108	138.546	138.622	138.125
Construction								
Construction for intermediate demand.....		ID6	4	145.591	145.736	145.804	145.831	146.047
Intermediate Demand by Commodity Type Special Groupings								
Processed materials less foods and feeds.....	00/82	ID6	9111	255.595	254.413	260.216	261.545	259.139
Processed foods and feeds.....	00/82	ID6	9112	239.475	242.095	244.070	246.066	245.179
Processed energy goods.....	00/82	ID6	9113	234.153	233.944	261.593	267.614	256.127
Processed materials less energy.....	00/82	ID6	9118	255.985	255.011	254.871	255.094	255.151
Processed materials less foods and energy.....	00/82	ID6	9115	257.620	256.184	255.772	255.765	255.944
Intermediate distributive services ⁶	04/10	ID6	9116	161.365	163.913	163.392	163.516	164.755
Processed goods plus intermediate distributive services.....	04/10	ID6	9117	144.386	144.745	146.766	147.352	146.788
Unprocessed materials less agricultural products.....	00/82	ID6	9211	244.083	258.883	269.199	283.646	283.447
Unprocessed energy materials ⁷	00/82	ID6	9212	176.529	194.324	205.550	221.234	220.532
Unprocessed materials less energy.....	00/82	ID6	9213	280.977	276.285	276.502	279.771	273.940
Unprocessed nonfood materials less energy ⁸	00/82	ID6	9216	447.947	434.149	434.322	431.738	430.187
Intermediate Demand by Production Flow								
Stage 4 Intermediate Demand								
Stage 4 intermediate demand.....		ID5	4	147.658	148.313	149.224	149.561	149.055
Inputs to stage 4 goods producers.....		ID5	41	145.830	145.883	145.930	145.660	145.606
Goods.....		ID5	411	139.775	139.308	139.192	139.041	138.695
Foods.....		ID5	4111	148.467	146.225	147.221	146.164	143.847
Energy.....		ID5	4112	142.419	142.016	148.867	155.747	162.595
Goods excluding foods and energy.....		ID5	4113	138.527	138.332	137.981	137.905	137.794
Services.....		ID5	412	165.984	167.766	168.357	167.689	168.609
Trade services.....		ID5	4123	177.269	179.698	180.481	179.393	180.156
Transportation and warehousing services.....		ID5	4122	134.541	134.672	134.709	135.250	137.313
Transportation of passengers.....		ID5	41221	136.840	139.159	136.504	132.205	136.323
Transportation and warehousing of goods.....		ID5	41222	142.999	142.710	143.277	144.803	146.600
Services less trade, transportation, and warehousing.....		ID5	4121	129.902	130.213	130.381	130.585	131.517
Inputs to stage 4 services producers.....		ID5	42	144.867	145.919	147.019	147.527	146.791

See footnotes at end of table.

Table 3. Producer price indexes for Final Demand-Intermediate Demand groupings, seasonally adjusted — Continued

[October 2023, Index base Nov. 2009=100, unless otherwise indicated]

Grouping	Other index base	Commodity code		Seasonally adjusted index ¹				
		Group code	Item code	June 2023	July 2023 ^P	Aug. 2023 ^P	Sept. 2023 ^P	Oct. 2023 ^P
Goods.....		ID5	421	144.637	144.796	146.585	147.445	146.825
Foods.....		ID5	4211	145.294	146.746	147.620	149.633	149.393
Energy.....		ID5	4212	138.381	137.967	143.541	144.889	143.036
Goods excluding foods and energy.....		ID5	4213	147.241	147.335	147.180	147.391	147.381
Services.....		ID5	422	144.725	146.074	146.944	147.335	146.560
Trade services.....		ID5	4223	158.568	162.788	162.847	162.228	163.844
Transportation and warehousing services.....		ID5	4222	149.189	151.254	150.192	150.951	151.943
Transportation of passengers.....		ID5	42221	136.307	138.605	135.976	131.719	135.795
Transportation and warehousing of goods.....		ID5	42222	152.001	154.035	153.235	154.846	155.320
Services less trade, transportation, and warehousing.....		ID5	4221	141.743	142.702	143.854	144.311	143.102
Construction.....		ID5	423	145.591	145.736	145.804	145.831	146.047
Inputs to stage 4 construction producers.....		ID5	43	160.863	161.196	163.239	164.216	163.666
Goods.....		ID5	431	165.068	165.248	168.194	169.403	168.004
Energy.....		ID5	4312	144.213	142.809	169.543	177.095	156.971
Goods excluding foods and energy.....		ID5	4313	170.948	171.291	171.912	172.511	172.963
Services.....		ID5	432	150.042	150.752	150.550	150.945	152.507
Trade services.....		ID5	4323	167.841	169.531	168.716	168.416	170.630
Transportation and warehousing services.....		ID5	4322	145.336	144.620	145.171	147.124	148.937
Transportation of passengers.....		ID5	43221	142.639	145.052	142.289	137.816	142.101
Transportation and warehousing of goods.....		ID5	43222	146.172	145.378	146.012	148.130	149.893
Services less trade, transportation, and warehousing.....		ID5	4321	131.279	131.686	131.716	132.087	132.953
Stage 3 Intermediate Demand								
Stage 3 intermediate demand.....		ID5	3	145.324	144.778	146.508	147.266	146.496
Inputs to stage 3 goods producers.....		ID5	31	155.807	153.848	154.369	155.161	154.423
Goods.....		ID5	311	151.726	149.094	149.947	151.144	149.728
Foods.....		ID5	3111	164.280	161.023	164.640	168.908	164.113
Energy.....		ID5	3112	133.141	130.184	141.087	146.455	148.240
Goods excluding foods and energy.....		ID5	3113	151.704	149.285	148.392	148.064	147.849
Services.....		ID5	312	161.065	161.825	161.039	160.220	162.138
Trade services.....		ID5	3123	167.740	169.186	167.237	164.854	167.316
Transportation and warehousing services.....		ID5	3122	147.882	147.561	148.128	149.394	150.784
Transportation of passengers.....		ID5	31221	145.695	148.163	145.337	140.762	145.144
Transportation and warehousing of goods.....		ID5	31222	147.795	147.320	148.073	149.660	150.874
Services less trade, transportation, and warehousing.....		ID5	3121	133.849	134.388	134.749	134.950	135.823
Inputs to stage 3 services producers.....		ID5	32	136.507	136.931	139.527	140.247	139.443
Goods.....		ID5	321	118.821	118.365	133.977	137.191	131.628
Foods.....		ID5	3211	155.109	155.297	157.042	156.248	156.266
Energy.....		ID5	3212	114.257	113.691	139.346	144.582	135.232
Goods excluding foods and energy.....		ID5	3213	135.490	135.171	135.302	135.428	135.755
Services.....		ID5	322	140.957	141.617	140.817	140.888	141.325
Trade services.....		ID5	3223	193.449	199.006	197.949	198.038	199.812
Transportation and warehousing services.....		ID5	3222	160.887	162.697	160.725	161.878	162.726
Transportation of passengers.....		ID5	32221	104.277	104.496	104.566	104.359	104.388
Transportation and warehousing of goods.....		ID5	32222	161.381	163.200	161.217	162.377	163.229
Services less trade, transportation, and warehousing.....		ID5	3221	132.827	132.881	132.415	132.189	132.435
Construction.....		ID5	323	145.591	145.736	145.804	145.831	146.047
Inputs to stage 3 construction producers.....		ID5	33	138.232	140.256	141.329	142.404	142.440
Goods.....		ID5	331	133.938	134.257	134.363	134.591	134.267
Goods excluding foods and energy.....		ID5	3313	170.670	171.075	171.211	171.501	171.088
Services.....		ID5	332	161.671	166.001	168.369	170.600	171.057
Trade services.....		ID5	3323	165.994	170.745	173.346	175.836	176.272
Transportation and warehousing services.....		ID5	3322	113.099	113.765	114.545	114.819	115.297
Transportation and warehousing of goods.....		ID5	33222	119.380	120.083	120.906	121.196	121.701
Services less trade, transportation, and warehousing.....		ID5	3321	125.532	126.216	126.336	126.177	126.858
Stage 2 Intermediate Demand								
Stage 2 intermediate demand.....		ID5	2	132.184	134.655	135.686	137.324	137.207
Inputs to stage 2 goods producers.....		ID5	21	117.989	122.490	124.515	127.822	127.422
Goods.....		ID5	211	112.214	117.382	120.245	124.841	124.168
Foods.....		ID5	2111	154.887	161.515	159.485	162.022	157.789
Energy.....		ID5	2112	77.822	86.173	91.225	98.196	97.501
Goods excluding foods and energy.....		ID5	2113	143.820	142.244	141.998	142.201	142.528
Services.....		ID5	212	148.527	151.361	150.852	150.281	150.737
Trade services.....		ID5	2123	165.590	171.570	170.438	169.384	169.719
Transportation and warehousing services.....		ID5	2122	165.466	168.128	168.195	168.055	168.529
Transportation of passengers.....		ID5	21221	137.179	139.407	136.875	132.757	136.691
Transportation and warehousing of goods.....		ID5	21222	167.153	169.841	170.035	170.088	170.391
Services less trade, transportation, and warehousing.....		ID5	2121	136.982	136.849	136.401	135.866	136.518
Construction.....		ID5	213	145.591	145.736	145.804	145.831	146.047

See footnotes at end of table.

Table 3. Producer price indexes for Final Demand-Intermediate Demand groupings, seasonally adjusted — Continued

[October 2023, Index base Nov. 2009=100, unless otherwise indicated]

Grouping	Other index base	Commodity code		Seasonally adjusted index ¹				
		Group code	Item code	June 2023	July 2023 ^P	Aug. 2023 ^P	Sept. 2023 ^P	Oct. 2023 ^P
Inputs to stage 2 services producers.....		ID5	22	145.159	145.037	144.802	144.324	144.560
Goods.....		ID5	221	143.703	143.652	144.840	145.288	144.795
Foods.....		ID5	2211	115.708	115.221	113.967	113.962	112.845
Energy.....		ID5	2212	141.965	143.090	165.387	168.717	155.764
Goods excluding foods and energy.....		ID5	2213	144.500	144.378	144.211	144.476	144.812
Services.....		ID5	222	144.907	144.770	144.354	143.752	144.077
Trade services.....		ID5	2223	182.849	182.171	184.860	183.102	186.017
Transportation and warehousing services.....		ID5	2222	146.669	146.696	139.950	140.587	142.260
Transportation of passengers.....		ID5	22221	137.257	139.568	136.925	132.645	136.743
Transportation and warehousing of goods.....		ID5	22222	148.978	148.585	141.059	142.602	143.827
Services less trade, transportation, and warehousing.....		ID5	2221	143.870	143.745	143.651	143.007	143.115
Construction.....		ID5	223	145.591	145.736	145.804	145.831	146.047
Stage 1 Intermediate Demand								
Stage 1 intermediate demand.....		ID5	1	143.907	144.099	146.186	146.652	146.031
Inputs to stage 1 goods producers.....		ID5	11	143.933	143.487	144.133	143.641	144.177
Goods.....		ID5	111	142.402	140.944	142.307	142.108	142.095
Foods.....		ID5	1111	154.578	150.337	149.971	146.024	143.622
Energy.....		ID5	1112	120.253	121.260	129.521	132.053	131.781
Goods excluding foods and energy.....		ID5	1113	149.322	147.706	147.735	147.511	147.966
Services.....		ID5	112	151.995	154.458	153.055	151.704	153.836
Trade services.....		ID5	1123	165.111	168.378	165.687	163.377	167.345
Transportation and warehousing services.....		ID5	1122	155.184	158.264	158.951	157.360	156.729
Transportation of passengers.....		ID5	11221	136.814	139.133	136.478	132.179	136.297
Transportation and warehousing of goods.....		ID5	11222	157.969	161.203	162.712	161.812	160.008
Services less trade, transportation, and warehousing.....		ID5	1121	110.217	111.206	111.296	111.366	111.316
Construction.....		ID5	113	145.591	145.736	145.804	145.831	146.047
Inputs to stage 1 services producers.....		ID5	12	143.051	143.570	146.234	147.122	145.759
Goods.....		ID5	121	142.335	141.708	148.557	149.757	147.220
Foods.....		ID5	1211	131.560	131.449	131.930	130.787	127.254
Energy.....		ID5	1212	144.497	142.514	164.448	167.782	158.977
Goods excluding foods and energy.....		ID5	1213	149.198	149.173	149.319	149.593	149.883
Services.....		ID5	122	142.694	143.691	144.583	145.336	144.473
Trade services.....		ID5	1223	172.361	175.205	175.149	174.731	176.320
Transportation and warehousing services.....		ID5	1222	142.066	144.045	143.609	143.055	144.944
Transportation of passengers.....		ID5	12221	136.732	139.050	136.396	132.101	136.215
Transportation and warehousing of goods.....		ID5	12222	160.065	162.076	162.762	164.120	165.039
Services less trade, transportation, and warehousing.....		ID5	1221	138.206	138.871	140.034	141.080	139.594
Construction.....		ID5	123	145.591	145.736	145.804	145.831	146.047
Inputs to stage 1 construction producers.....		ID5	13	159.197	159.675	163.291	164.518	164.074
Goods.....		ID5	131	161.168	160.823	165.241	166.249	165.263
Energy.....		ID5	1312	121.954	117.627	153.141	157.296	144.125
Goods excluding foods and energy.....		ID5	1313	168.530	168.661	169.396	170.040	170.510
Services.....		ID5	132	155.376	157.873	159.545	161.319	162.202
Trade services.....		ID5	1323	163.733	167.464	169.579	171.296	172.044
Transportation and warehousing services.....		ID5	1322	120.375	119.678	120.252	122.029	123.251
Transportation and warehousing of goods.....		ID5	13222	124.512	123.791	124.385	126.223	127.487
Services less trade, transportation, and warehousing.....		ID5	1321	137.703	138.399	138.262	139.671	139.758
Intermediate Demand by Production Flow Special Groupings								
Total goods inputs to stage 4 intermediate demand.....	04/10	ID5	9411	143.262	143.120	144.179	144.602	143.972
Total services inputs to stage 4 intermediate demand.....	04/10	ID5	9412	147.987	149.347	150.101	150.352	149.974
Total construction inputs to stage 4 intermediate demand.....	04/10	ID5	9413	144.385	144.528	144.597	144.623	144.837
Total foods inputs to stage 4 intermediate demand.....	04/10	ID5	9414	143.879	143.239	144.162	144.418	143.025
Total energy goods inputs to stage 4 intermediate demand.....	04/10	ID5	9415	127.958	127.434	135.676	137.991	133.896
Total goods less foods and energy inputs to stage 4 intermediate demand.....	04/10	ID5	9416	146.619	146.612	146.533	146.675	146.719
Total goods inputs to stage 3 intermediate demand.....	04/10	ID5	9311	136.110	134.174	138.569	140.186	137.844
Total services inputs to stage 3 intermediate demand.....	04/10	ID5	9312	143.385	144.091	143.329	143.275	143.950
Total construction inputs to stage 3 intermediate demand.....	04/10	ID5	9313	144.385	144.528	144.597	144.623	144.837
Total foods inputs to stage 3 intermediate demand.....	04/10	ID5	9314	146.148	143.276	146.481	150.241	146.010
Total energy goods inputs to stage 3 intermediate demand.....	04/10	ID5	9315	114.873	113.963	136.936	142.091	134.573
Total goods less foods and energy inputs to stage 3 intermediate demand.....	04/10	ID5	9316	143.149	141.200	140.519	140.285	140.158
Total goods inputs to stage 2 intermediate demand.....	04/10	ID5	9211	109.926	114.325	116.883	120.845	120.222
Total services inputs to stage 2 intermediate demand.....	04/10	ID5	9212	146.244	146.809	146.370	145.773	146.131
Total construction inputs to stage 2 intermediate demand.....	04/10	ID5	9213	144.385	144.528	144.597	144.623	144.837
Total foods inputs to stage 2 intermediate demand.....	04/10	ID5	9214	155.296	161.852	159.821	162.333	158.123
Total energy goods inputs to stage 2 intermediate demand.....	04/10	ID5	9215	76.912	85.008	90.147	96.931	96.115
Total goods less foods and energy inputs to stage 2 intermediate demand.....	04/10	ID5	9216	135.763	134.597	134.383	134.588	134.899
Total goods inputs to stage 1 intermediate demand.....	04/10	ID5	9111	129.320	128.438	131.738	132.158	131.250

See footnotes at end of table.

Table 3. Producer price indexes for Final Demand-Intermediate Demand groupings, seasonally adjusted — Continued

[October 2023, Index base Nov. 2009=100, unless otherwise indicated]

Grouping	Other index base	Commodity code		Seasonally adjusted index ¹				
		Group code	Item code	June 2023	July 2023 ^p	Aug. 2023 ^p	Sept. 2023 ^p	Oct. 2023 ^p
Total services inputs to stage 1 intermediate demand.....	04/10	ID5	9112	144.375	145.716	146.260	146.715	146.483
Total construction inputs to stage 1 intermediate demand.....	04/10	ID5	9117	144.385	144.528	144.597	144.623	144.837
Total foods inputs to stage 1 intermediate demand.....	04/10	ID5	9114	144.836	140.943	140.619	136.972	134.687
Total energy goods inputs to stage 1 intermediate demand.....	04/10	ID5	9115	128.033	127.102	144.024	146.995	141.496
Total goods less foods and energy inputs to stage 1 intermediate demand.....	04/10	ID5	9116	127.038	126.402	126.578	126.667	127.005

¹ All indexes are subject to revision for 4 months after their originally scheduled publication to incorporate late reports and corrections by survey respondents. In addition, seasonally adjusted indexes are subject to change for up to 5 years due to the recalculation of seasonal factors published each January.

² PPI defines Total finished as including only the personal consumption and private capital investment portions of final demand.

³ Trade indexes measure changes in margins received by wholesalers and retailers.

⁴ The PPI definition of foods does not include food and beverages for immediate consumption. PPI defines food and beverages for immediate consumption as the service of preparing meals, snacks, and beverages to customer order for immediate on-premises and off-premises consumption.

⁵ Distributive services include transportation, warehousing, and trade of goods.

⁶ Includes intermediate trade, transportation, and warehousing services.

⁷ Includes crude petroleum.

⁸ Excludes crude petroleum.

p Preliminary

“-” Data not available.

Table 4. Producer price index percentage changes and weights for Final Demand-Intermediate Demand groupings, not seasonally adjusted
[October 2023]

Title	Commodity code		Relative Importance Dec. 2022 ¹	Unadjusted 12-month percent change ² Oct. 2022 to Oct. 2023 ^P	Unadjusted 1-month percent change ²				
	Group code	Item code			May to June	June to July ^P	July to Aug. ^P	Aug. to Sept. ^P	Sept. to Oct. ^P
Final Demand									
Final demand.....	FD	4	100.000	1.3	0.2	0.6	0.6	0.2	-0.3
Final demand goods.....	FD	41	30.653	-1.1	0.2	0.1	1.4	0.2	-1.4
Final demand foods.....	FD	411	5.940	-2.3	0.1	-0.3	-0.3	0.1	-0.6
Finished consumer foods ³	FD	4111	4.511	-1.3	0.5	-0.5	0.1	0.3	-0.4
Finished consumer foods, crude.....	FD	41113	0.606	-36.8	3.2	-1.4	-3.2	-5.0	-4.6
Finished consumer foods, processed.....	FD	41112	3.905	3.0	0.2	-0.4	0.5	0.7	0.0
Government purchased foods.....	FD	4112	0.406	2.6	0.2	0.0	0.6	1.0	0.3
Foods for export.....	FD	4113	1.023	-9.1	-1.3	0.2	-2.8	-1.1	-2.3
Final demand energy.....	FD	412	5.853	-9.4	1.6	1.2	7.5	0.9	-6.8
Finished consumer energy goods ³	FD	4121	4.451	-7.4	2.0	1.3	5.9	0.2	-7.8
Government purchased energy.....	FD	4122	0.942	-15.8	1.1	0.2	13.5	3.0	-4.5
Energy for export.....	FD	4123	0.460	-14.9	-1.8	1.7	13.5	4.6	-1.0
Final demand goods less foods and energy.....	FD	413	18.859	2.0	-0.2	0.0	0.0	0.0	0.2
Finished goods less foods and energy ³	FD	4131	10.768	3.2	0.0	0.2	0.1	0.1	0.3
Finished consumer goods less foods and energy.....	FD	41311	5.731	3.1	0.0	0.2	0.1	0.1	0.3
Nondurable consumer goods less foods and energy.....	FD	413111	3.441	4.1	0.0	0.2	0.1	0.1	0.4
Durable consumer goods.....	FD	413112	2.290	1.6	0.0	0.1	0.1	0.1	0.1
Private capital equipment.....	FD	41312	5.037	3.2	0.1	0.3	0.1	0.1	0.3
Private capital equipment for manufacturing industries.....	FD	413121	1.222	4.2	0.1	0.3	0.1	0.0	0.1
Private capital equipment for nonmanufacturing industries.....	FD	413122	3.815	2.9	0.0	0.2	0.1	0.1	0.3
Government purchased goods, excluding foods and energy.....	FD	4132	1.967	1.0	-0.2	0.0	0.1	0.1	0.2
Government purchased goods excluding foods, energy, and capital equipment.....	FD	41321	1.160	0.3	-0.4	-0.3	0.0	0.1	0.2
Government purchased capital equipment.....	FD	41322	0.807	2.0	0.1	0.3	0.1	0.0	0.1
Goods for export, excluding foods and energy.....	FD	4133	6.124	0.3	-0.5	-0.4	-0.1	0.0	0.0
Final demand services.....	FD	42	66.677	2.6	0.2	0.8	0.2	0.1	0.2
Final demand trade services ⁴	FD	423	19.700	0.8	-1.0	1.6	0.4	0.3	-0.3
Trade of finished goods ³	FD	4231	17.049	0.2	-0.9	1.2	0.5	0.4	-0.4
Trade of personal consumption goods.....	FD	42311	13.855	0.0	-0.5	0.6	0.5	0.4	0.0
Trade of private capital equipment.....	FD	42312	3.194	1.3	-2.3	3.8	0.3	0.5	-1.8
Trade of government purchased goods.....	FD	4232	0.750	4.8	-1.4	4.2	0.0	0.2	-0.4
Trade of government purchased goods, excluding capital equipment.....	FD	42321	0.457	5.2	-0.2	3.4	-0.3	0.0	0.8
Trade of government purchased capital equipment.....	FD	42322	0.293	4.1	-3.3	5.5	0.5	0.6	-2.2
Trade of exports.....	FD	4233	1.901	3.9	-2.0	3.9	-0.1	-0.2	0.2
Final demand transportation and warehousing services.....	FD	422	5.213	-3.7	0.7	-0.3	-0.7	-0.4	2.5
Transportation of passengers for final demand.....	FD	4221	1.275	-0.7	4.7	-0.3	-4.1	-5.2	7.4
Transportation of private passengers.....	FD	42211	0.860	-0.7	4.7	-0.3	-4.1	-5.1	7.3
Transportation of government passengers.....	FD	42212	0.103	-0.7	4.7	-0.3	-4.0	-5.1	7.3
Transportation of passengers for export.....	FD	42213	0.312	-0.7	4.8	-0.3	-4.1	-5.2	7.4
Transportation and warehousing of goods for final demand.....	FD	4222	3.938	-4.6	-0.7	-0.2	0.5	1.2	0.9
Transportation and warehousing of finished goods ³	FD	42221	2.567	-5.2	-0.7	-0.3	0.5	1.3	1.0
Transportation and warehousing of personal consumption goods.....	FD	422211	2.063	-5.0	-0.7	-0.2	0.5	1.3	0.9
Transportation and warehousing of private capital equipment.....	FD	422212	0.504	-6.1	-0.8	-0.5	0.5	1.4	1.0
Transportation and warehousing of government purchased goods.....	FD	42222	0.233	-3.5	-0.8	0.3	0.3	1.2	0.7
Transportation and warehousing of exports.....	FD	42223	1.138	-3.5	-0.7	-0.2	0.5	1.1	0.8
Final demand services less trade, transportation, and warehousing.....	FD	421	41.763	4.3	0.7	0.6	0.3	0.1	0.1
Finished services less trade, transportation, and warehousing ³	FD	4211	36.505	4.1	0.6	0.6	0.2	0.2	0.2
Finished consumer services less trade, transportation, and warehousing.....	FD	42111	32.158	4.1	0.6	0.7	0.1	0.2	0.2
Private capital investment services less trade, transportation, and warehousing.....	FD	42112	4.347	3.7	0.7	0.4	1.0	0.0	0.3
Government purchased services less trade, transportation, and warehousing.....	FD	4212	2.674	4.0	0.7	0.6	0.6	-0.1	-0.2
Gov. purchased services less trade, transportation, and warehousing, excl. capital investment.....	FD	42121	2.515	4.1	0.7	0.6	0.6	-0.1	-0.2
Government purchased capital investment services less trade, transportation, and warehousing.....	FD	42122	0.159	2.7	0.4	0.1	0.6	-0.3	0.4
Services for export less trade, transportation, and warehousing.....	FD	4213	2.584	8.0	1.0	0.6	0.8	0.0	-0.4
Final demand construction.....	FD	43	2.670	0.7	0.0	-1.2	0.1	0.1	-0.4
Construction for private capital investment.....	FD	431	1.856	0.7	0.0	-1.3	0.1	0.1	-0.4
Construction for government.....	FD	432	0.814	0.7	0.0	-1.1	0.1	0.0	-0.3
Special Groupings of Final Demand									
Final demand less exports.....	FD	49101	86.458	1.4	0.3	0.6	0.7	0.2	-0.4
Final demand less government.....	FD	49102	92.111	1.5	0.2	0.6	0.5	0.2	-0.3

See footnotes at end of table.

Table 4. Producer price index percentage changes and weights for Final Demand-Intermediate Demand groupings, not seasonally adjusted — Continued
 [October 2023]

Title	Commodity code		Relative Importance Dec. 2022 ¹	Unadjusted 12-month percent change ² Oct. 2022 to Oct. 2023 ^P	Unadjusted 1-month percent change ²				
	Group code	Item code			May to June	June to July ^P	July to Aug. ^P	Aug. to Sept. ^P	Sept. to Oct. ^P
Final demand less foods, food and nonalcoholic beverages for immediate consumption, and energy ⁵	FD	49103	87.791	2.4	0.1	0.6	0.2	0.1	0.2
Final demand less foods and energy ⁵	FD	49104	88.207	2.4	0.1	0.6	0.2	0.1	0.2
Final demand less foods and food and nonalcoholic beverages for immediate consumption ⁵	FD	49105	93.644	1.4	0.2	0.7	0.6	0.2	-0.3
Final demand less foods ⁵	FD	49106	94.060	1.6	0.2	0.6	0.7	0.2	-0.3
Final demand less energy.....	FD	49107	94.147	2.2	0.1	0.5	0.2	0.1	0.1
Final demand less trade services.....	FD	49108	80.300	1.5	0.5	0.3	0.7	0.1	-0.3
Final demand less distributive services ⁶	FD	49109	76.362	1.8	0.5	0.4	0.7	0.1	-0.4
Final demand goods less energy.....	FD	49111	24.799	1.0	-0.1	-0.1	-0.1	0.1	0.0
Final demand goods less foods.....	FD	49112	24.712	-0.8	0.2	0.3	1.8	0.3	-1.6
Final demand services less trade services.....	FD	49113	46.976	3.4	0.7	0.5	0.2	0.1	0.4
Final demand distributive services ⁶	FD	49114	23.638	-0.1	-1.0	1.3	0.4	0.5	-0.1
Final demand goods plus final demand distributive services ⁶	FD	49115	54.290	-0.7	-0.3	0.6	1.0	0.3	-0.9
Final demand less foods, energy, and trade services ⁵	FD	49116	68.507	2.9	0.4	0.3	0.1	0.1	0.3
Private and government purchased capital equipment.....	FD	49117	5.844	3.1	0.1	0.3	0.1	0.0	0.2
Private and government purchased capital investment services.....	FD	49118	8.497	2.4	-0.7	1.7	0.7	0.3	-0.5
Total private and government purchased capital investment.....	FD	49119	14.341	2.4	-0.3	0.8	0.4	0.2	-0.2
Total finished ³	FD	49201	78.567	1.6	0.3	0.6	0.6	0.2	-0.4
Total finished less foods, food and nonalcoholic beverages for immediate consumption, and energy ^{3, 5}	FD	49202	69.193	2.5	0.2	0.6	0.2	0.2	0.2
Total finished less foods and energy ^{3, 5}	FD	49203	69.605	2.5	0.2	0.6	0.2	0.2	0.2
Total finished less foods and food and nonalcoholic beverages for immediate consumption ^{3, 5}	FD	49204	73.644	1.7	0.3	0.7	0.6	0.2	-0.4
Total finished less foods ^{3, 5}	FD	49205	74.056	1.8	0.3	0.7	0.6	0.2	-0.4
Total finished less energy ³	FD	49206	74.116	2.3	0.2	0.5	0.2	0.2	0.1
Finished goods ³	FD	49207	19.730	-0.4	0.6	0.3	1.5	0.1	-1.9
Finished goods less energy ³	FD	49208	15.279	1.8	0.1	0.0	0.1	0.1	0.1
Finished goods, excluding foods ^{3, 5}	FD	49209	15.219	-0.1	0.6	0.5	1.9	0.1	-2.3
Finished services ³	FD	49210	56.981	2.4	0.2	0.8	0.2	0.2	0.2
Private capital investment services.....	FD	49211	8.045	2.3	-0.6	1.7	0.7	0.3	-0.5
Finished distributive services ^{3, 6}	FD	49212	19.616	-0.5	-0.9	1.0	0.5	0.5	-0.2
Finished services less trade services ³	FD	49213	39.932	3.4	0.7	0.6	0.2	0.1	0.4
Finished services less distributive services ^{3, 6}	FD	49214	37.365	4.0	0.7	0.6	0.1	0.0	0.4
Total private capital investment (goods, services, and construction).....	FD	49215	14.938	2.4	-0.3	0.8	0.4	0.2	-0.2
Finished goods plus finished distributive services ^{3, 6}	FD	49216	39.346	-0.5	-0.1	0.7	1.0	0.3	-1.0
Total exports.....	FD	49301	13.542	0.6	-0.4	0.5	0.2	0.0	0.0
Goods for export.....	FD	49302	7.607	-1.9	-0.7	-0.3	0.3	0.1	-0.4
Services for export.....	FD	49303	5.935	4.0	-0.1	1.4	0.2	-0.1	0.4
Total government purchases.....	FD	49401	7.889	-0.2	0.2	0.5	1.7	0.4	-0.5
Government purchased goods.....	FD	49402	3.315	-3.8	0.2	0.0	3.7	1.0	-1.2
Government purchased services.....	FD	49403	3.760	3.6	0.3	1.2	0.3	-0.1	0.0
Total government purchased capital investment (goods, services, construction).....	FD	49404	2.073	1.9	-0.4	0.4	0.2	0.1	-0.4
Government purchases, defense.....	FD	49405	2.344	0.0	0.1	0.8	2.1	0.6	-0.2
Government purchases, non-defense.....	FD	49406	5.545	-0.3	0.3	0.3	1.5	0.3	-0.7
Personal consumption.....	FD	49501	63.629	1.4	0.4	0.5	0.6	0.2	-0.4
Personal consumption goods (finished consumer goods).....	FD	49502	14.693	-1.6	0.8	0.3	2.0	0.2	-2.6
Personal consumption goods less energy.....	FD	49503	10.242	1.2	0.2	-0.1	0.1	0.2	0.0
Personal consumption goods less foods.....	FD	49504	10.182	-1.7	0.9	0.7	2.7	0.1	-3.5
Personal consumption nondurable goods less foods.....	FD	49508	7.892	-2.4	1.1	0.8	3.5	0.1	-4.4
Personal consumption services.....	FD	49505	48.936	2.4	0.3	0.6	0.2	0.2	0.3
Personal consumption less trade services.....	FD	49506	49.774	1.8	0.7	0.5	0.6	0.1	-0.5
Personal consumption less distributive services ⁶	FD	49507	47.711	2.1	0.8	0.5	0.6	0.1	-0.6
Personal consumption less foods and energy.....	FD	49510	54.667	2.5	0.3	0.6	0.2	0.2	0.3
Personal consumption less foods, energy, and trade services ⁴	FD	49511	40.812	3.4	0.6	0.5	0.1	0.1	0.4
Personal consumption less foods, energy, and distributive services ⁶	FD	49512	38.749	3.9	0.6	0.6	0.0	0.0	0.4
Personal consumption goods plus personal consumption distributive services ⁶	FD	49509	30.611	-1.2	0.1	0.4	1.2	0.3	-1.2
Intermediate Demand by Commodity Type									
Processed goods									
Processed goods for intermediate demand.....	ID6	1	100.000	-4.5	0.0	-0.4	1.8	0.3	-1.2
Materials and components for manufacturing.....	ID6	11	42.908	-2.9	-0.6	-1.0	-0.2	-0.2	0.0
Materials for manufacturing.....	ID6	111	26.996	-5.5	-1.0	-1.6	-0.4	-0.2	-0.1
Materials for food manufacturing.....	ID6	1111	4.432	-3.7	-1.2	-0.2	1.1	0.8	-0.2
Materials for nondurable manufacturing.....	ID6	1112	12.302	-7.2	-1.5	-1.9	-0.3	0.4	1.0
Materials for durable manufacturing.....	ID6	1113	10.262	-4.2	-0.4	-2.0	-1.0	-1.4	-1.3
Components for manufacturing.....	ID6	112	15.912	1.8	0.0	0.1	0.0	0.0	0.1

See footnotes at end of table.

Table 4. Producer price index percentage changes and weights for Final Demand-Intermediate Demand groupings, not seasonally adjusted — Continued
[October 2023]

Title	Commodity code		Relative Importance Dec. 2022 ¹	Unadjusted 12-month percent change ² Oct. 2022 to Oct. 2023 ^P	Unadjusted 1-month percent change ²				
	Group code	Item code			May to June	June to July ^P	July to Aug. ^P	Aug. to Sept. ^P	Sept. to Oct. ^P
Components for nondurable manufacturing.....	ID6	1121	0.793	-2.0	-0.5	-0.5	-0.2	-0.4	0.0
Components for durable manufacturing.....	ID6	1122	15.119	2.0	0.0	0.1	0.0	0.0	0.1
Materials and components for construction.....	ID6	12	10.348	0.6	-0.1	0.3	0.2	0.2	-0.1
Materials for construction.....	ID6	121	4.574	0.8	-0.1	0.5	0.4	0.4	-0.1
Components for construction.....	ID6	122	5.774	0.4	-0.1	0.1	0.1	0.0	0.0
Processed fuels and lubricants for intermediate demand.....	ID6	13	19.830	-14.0	2.1	0.1	9.7	2.0	-5.4
Processed fuels and lubricants to manufacturing industries.....	ID6	131	5.016	-11.9	3.8	0.0	6.0	1.6	-3.4
Processed fuels and lubricants to nonmanufacturing industries.....	ID6	132	14.814	-14.7	1.6	0.1	10.9	2.1	-6.0
Containers for intermediate demand.....	ID6	14	3.107	-2.6	-0.5	-0.3	-0.5	-0.2	-0.2
Supplies for intermediate demand.....	ID6	15	23.807	-0.5	-0.3	-0.1	0.0	0.0	-0.2
Supplies to manufacturing industries.....	ID6	151	3.173	-1.0	-0.2	-0.2	-0.2	-0.1	0.0
Supplies to nonmanufacturing industries.....	ID6	152	20.634	-0.4	-0.3	-0.1	0.0	0.0	-0.3
Supplies to nonmanufacturing industries, feeds.....	ID6	1521	2.363	-8.0	-1.6	0.9	-0.1	-0.7	-2.6
Supplies to nonmanufacturing industries, other than feeds.....	ID6	1522	18.271	0.6	-0.2	-0.2	0.0	0.0	0.0
Unprocessed goods									
Unprocessed goods for intermediate demand.....	ID6	2	100.000	-14.0	-1.1	1.1	0.7	2.1	-1.2
Unprocessed foodstuffs and feedstuffs.....	ID6	21	36.058	-14.3	1.1	-2.9	-2.7	-1.6	-2.4
Unprocessed nonfood materials.....	ID6	22	63.942	-13.7	-2.5	3.8	3.0	4.4	-0.5
Unprocessed nonfood materials except fuel.....	ID6	221	45.514	-3.4	-3.2	1.7	3.6	5.2	-2.0
Unprocessed nonfood materials except fuel to manufacturing industries.....	ID6	2211	43.610	-4.0	-3.4	1.8	3.7	5.4	-2.1
Unprocessed nonfood materials except fuel to nonmanufacturing industries.....	ID6	2212	1.904	-8.7	0.5	0.1	1.0	0.1	0.0
Unprocessed fuel.....	ID6	222	18.428	-46.6	1.4	15.5	-0.3	0.0	8.0
Unprocessed fuel to manufacturing industries.....	ID6	2221	0.982	-20.0	0.3	3.8	1.1	0.6	3.2
Unprocessed fuel to nonmanufacturing industries.....	ID6	2222	17.446	-48.3	1.5	16.8	-0.4	-0.1	8.5
Services									
Services for intermediate demand.....	ID6	3	100.000	3.5	0.2	0.6	0.3	-0.1	-0.1
Trade services for intermediate demand ⁴	ID6	33	18.127	2.8	-0.9	2.1	-0.3	-0.6	0.9
Trade services for manufacturing industries.....	ID6	331	8.929	2.3	-1.5	1.8	-0.5	-1.0	1.0
Trade services for nonmanufacturing industries.....	ID6	332	9.198	3.2	-0.3	2.3	-0.1	-0.3	0.7
Transportation and warehousing services for intermediate demand.....	ID6	32	14.516	-1.8	0.1	0.8	-0.9	0.2	0.9
Transportation of passengers for intermediate demand.....	ID6	321	1.069	-0.7	4.7	-0.3	-4.0	-5.1	7.3
Transportation of passengers for manufacturing industries.....	ID6	3211	0.127	-0.7	4.8	-0.3	-4.1	-5.2	7.4
Transportation of passengers for nonmanufacturing industries.....	ID6	3212	0.942	-0.7	4.7	-0.3	-4.0	-5.1	7.3
Transportation and warehousing of goods for intermediate demand.....	ID6	322	13.447	-1.9	-0.3	0.9	-0.7	0.6	0.5
Transportation and warehousing of goods for manufacturing industries.....	ID6	3221	2.941	-3.3	-0.8	0.4	0.5	0.9	0.7
Transportation and warehousing of goods for nonmanufacturing industries.....	ID6	3222	10.506	-1.5	-0.1	1.0	-1.0	0.6	0.4
Services less trade, transportation, and warehousing for intermediate demand.....	ID6	31	67.357	5.0	0.6	0.2	0.7	0.0	-0.5
Services less trade, transportation, and warehousing for manufacturing industries.....	ID6	311	2.068	4.1	0.0	0.4	0.2	-0.2	0.6
Services less trade, transportation, and warehousing for nonmanufacturing industries.....	ID6	312	65.288	5.0	0.6	0.2	0.7	0.0	-0.6
Construction									
Construction for intermediate demand.....	ID6	4	100.000	3.5	0.1	0.1	0.0	0.0	0.1
Special Groupings of Intermediate Demand by Commodity Type									
Processed materials less foods and feeds.....	ID6	9111	90.968	-4.5	0.1	-0.5	1.9	0.3	-1.2
Processed foods and feeds.....	ID6	9112	9.032	-3.8	-1.1	0.0	0.7	0.4	-0.8
Processed energy goods.....	ID6	9113	19.830	-14.0	2.1	0.1	9.7	2.0	-5.4
Processed materials less energy.....	ID6	9118	80.170	-1.7	-0.5	-0.5	-0.1	-0.1	-0.1
Processed materials less foods and energy.....	ID6	9115	71.138	-1.4	-0.4	-0.6	-0.2	-0.1	0.0
Intermediate distributive services ⁷	ID6	9116	31.574	0.9	-0.6	1.6	-0.5	-0.1	0.7
Processed goods plus intermediate distributive services.....	ID6	9117	-	-2.9	-0.2	0.2	1.1	0.2	-0.6
Unprocessed materials less agricultural products.....	ID6	9211	58.389	-11.6	-2.9	5.6	3.8	5.3	-0.3
Unprocessed energy materials ⁸	ID6	9212	43.623	-16.2	-2.8	10.1	5.8	7.6	-0.3
Unprocessed materials less energy.....	ID6	9213	56.377	-11.4	-0.2	-3.6	-2.2	-1.4	-1.8
Unprocessed nonfood materials less energy ⁹	ID6	9216	20.319	-6.5	-2.3	-4.9	-1.4	-1.0	-0.9
Intermediate Demand by Production Flow									
Stage 4 Intermediate Demand									
Stage 4 intermediate demand.....	ID5	4	100.000	1.9	0.3	0.4	0.6	0.0	-0.6
Inputs to stage 4 goods producers.....	ID5	41	30.237	-0.4	-0.4	-0.1	-0.1	-0.3	-0.1
Goods.....	ID5	411	22.423	-1.7	-0.1	-0.6	-0.3	-0.3	-0.3

See footnotes at end of table.

Table 4. Producer price index percentage changes and weights for Final Demand-Intermediate Demand groupings, not seasonally adjusted — Continued
 [October 2023]

Title	Commodity code		Relative Importance Dec. 2022 ¹	Unadjusted 12-month percent change ² Oct. 2022 to Oct. 2023 ^P	Unadjusted 1-month percent change ²				
	Group code	Item code			May to June	June to July ^P	July to Aug. ^P	Aug. to Sept. ^P	Sept. to Oct. ^P
Foods.....	ID5	4111	3.300	-10.4	-0.6	-2.9	-0.4	-1.4	-1.6
Energy.....	ID5	4112	0.220	-7.7	3.6	0.1	3.3	3.3	4.7
Goods excluding foods and energy.....	ID5	4113	18.903	-0.1	-0.1	-0.2	-0.3	-0.1	-0.1
Services.....	ID5	412	7.814	3.4	-1.1	1.1	0.3	-0.5	0.6
Trade services.....	ID5	4123	5.817	3.7	-1.6	1.4	0.4	-0.7	0.4
Transportation and warehousing services.....	ID5	4122	0.515	-1.9	0.2	-0.2	-0.3	0.1	2.2
Transportation of passengers.....	ID5	41221	0.077	-0.7	4.8	-0.3	-4.1	-5.2	7.4
Transportation and warehousing of goods.....	ID5	41222	0.438	-2.1	-0.6	-0.2	0.4	1.1	1.3
Services less trade, transportation, and warehousing.....	ID5	4121	1.482	4.4	0.4	0.2	0.0	-0.1	0.7
Inputs to stage 4 services producers.....	ID5	42	54.970	3.8	0.8	0.7	0.8	0.2	-0.9
Goods.....	ID5	421	13.984	-0.5	1.7	0.1	1.0	0.4	-1.7
Foods.....	ID5	4211	2.360	-1.1	0.4	-0.2	0.6	0.5	-0.6
Energy.....	ID5	4212	4.133	-3.2	5.8	0.4	3.3	0.7	-5.1
Goods excluding foods and energy.....	ID5	4213	7.491	1.0	0.0	0.0	-0.1	0.1	-0.1
Services.....	ID5	422	40.934	5.4	0.5	0.9	0.8	0.2	-0.7
Trade services.....	ID5	4223	4.078	3.3	-1.2	2.7	0.0	-0.4	1.0
Transportation and warehousing services.....	ID5	4222	3.742	1.1	0.2	1.1	-1.1	0.1	1.1
Transportation of passengers.....	ID5	42221	0.490	-0.7	4.8	-0.3	-4.1	-5.2	7.4
Transportation and warehousing of goods.....	ID5	42222	3.252	1.4	-0.4	1.3	-0.7	0.9	0.2
Services less trade, transportation, and warehousing.....	ID5	4221	33.114	6.2	0.7	0.7	1.1	0.2	-1.0
Construction.....	ID5	423	0.052	3.5	0.1	0.1	0.0	0.0	0.1
Inputs to stage 4 construction producers.....	ID5	43	14.792	-0.2	0.0	0.2	0.9	0.2	-0.5
Goods.....	ID5	431	10.801	-0.6	0.0	0.2	1.3	0.2	-1.0
Energy.....	ID5	4312	0.855	-18.6	0.4	0.3	12.4	0.9	-10.4
Goods excluding foods and energy.....	ID5	4313	9.946	1.4	0.0	0.2	0.3	0.2	0.0
Services.....	ID5	432	3.991	0.6	0.0	0.4	-0.4	0.0	1.0
Trade services.....	ID5	4323	1.692	0.5	0.2	1.0	-1.0	-0.7	1.2
Transportation and warehousing services.....	ID5	4322	0.725	-5.3	-0.6	-0.5	0.3	1.3	1.3
Transportation of passengers.....	ID5	43221	0.015	-0.7	4.8	-0.3	-4.1	-5.2	7.4
Transportation and warehousing of goods.....	ID5	43222	0.710	-5.4	-0.7	-0.5	0.4	1.5	1.2
Services less trade, transportation, and warehousing.....	ID5	4321	1.574	3.6	0.0	0.2	0.0	0.1	0.7
Stage 3 Intermediate Demand									
Stage 3 intermediate demand.....	ID5	3	100.000	-4.1	-0.1	-0.7	0.8	0.0	-0.4
Inputs to stage 3 goods producers.....	ID5	31	45.352	-7.1	-0.3	-1.9	-0.5	-0.5	-0.2
Goods.....	ID5	311	35.807	-8.6	-0.1	-2.5	-0.4	-0.5	-0.6
Foods.....	ID5	3111	11.906	-14.7	1.0	-4.6	-0.9	-1.2	-1.6
Energy.....	ID5	3112	1.292	-21.2	1.5	-1.0	6.7	2.4	0.2
Goods excluding foods and energy.....	ID5	3113	22.609	-4.4	-0.7	-1.6	-0.6	-0.4	-0.2
Services.....	ID5	312	9.545	-1.2	-0.9	0.5	-0.6	-0.6	1.3
Trade services.....	ID5	3123	5.175	-0.6	-1.3	0.9	-1.3	-1.5	1.5
Transportation and warehousing services.....	ID5	3122	3.002	-4.5	-0.5	-0.3	0.3	0.8	1.1
Transportation of passengers.....	ID5	31221	0.144	-0.7	4.8	-0.3	-4.1	-5.2	7.4
Transportation and warehousing of goods.....	ID5	31222	2.858	-4.7	-0.7	-0.3	0.5	1.1	0.8
Services less trade, transportation, and warehousing.....	ID5	3121	1.368	4.6	0.0	0.4	0.2	-0.1	0.7
Inputs to stage 3 services producers.....	ID5	32	53.518	-1.7	0.1	0.3	1.8	0.4	-0.7
Goods.....	ID5	321	10.628	-14.0	-0.3	-0.6	11.4	2.5	-3.6
Foods.....	ID5	3211	0.090	-2.9	-1.4	0.1	1.1	-0.5	0.0
Energy.....	ID5	3212	6.619	-20.7	-0.3	-0.8	19.3	4.0	-5.8
Goods excluding foods and energy.....	ID5	3213	3.919	0.1	-0.1	-0.3	0.1	0.1	0.2
Services.....	ID5	322	42.317	2.4	0.1	0.5	-0.4	-0.1	0.1
Trade services.....	ID5	3223	2.614	4.9	1.0	2.9	-0.6	0.0	0.9
Transportation and warehousing services.....	ID5	3222	10.018	-1.3	0.3	1.2	-1.4	0.3	0.4
Transportation of passengers.....	ID5	32221	0.021	0.0	0.2	0.0	-0.2	-0.3	0.4
Transportation and warehousing of goods.....	ID5	32222	9.997	-1.3	0.3	1.2	-1.4	0.3	0.4
Services less trade, transportation, and warehousing.....	ID5	3221	29.685	3.5	0.0	0.0	0.0	-0.3	-0.1
Construction.....	ID5	323	0.573	3.5	0.1	0.1	0.0	0.0	0.1
Inputs to stage 3 construction producers.....	ID5	33	1.131	-0.7	0.2	1.1	0.2	0.2	-0.1
Goods.....	ID5	331	0.566	-2.5	-0.2	0.1	0.0	0.0	-0.3
Goods excluding foods and energy.....	ID5	3313	0.566	-2.5	-0.2	0.1	0.0	0.0	-0.3
Services.....	ID5	332	0.565	1.3	0.6	2.1	0.4	0.4	0.1
Trade services.....	ID5	3323	0.521	1.3	0.7	2.2	0.4	0.4	0.0
Transportation and warehousing services.....	ID5	3322	0.015	0.1	-0.8	0.6	0.7	0.2	0.4
Transportation and warehousing of goods.....	ID5	33222	0.015	0.1	-0.8	0.6	0.7	0.2	0.4
Services less trade, transportation, and warehousing.....	ID5	3321	0.029	4.1	-0.2	0.6	0.0	-0.2	0.5
Stage 2 Intermediate Demand									

See footnotes at end of table.

Table 4. Producer price index percentage changes and weights for Final Demand-Intermediate Demand groupings, not seasonally adjusted — Continued
 [October 2023]

Title	Commodity code		Relative Importance Dec. 2022 ¹	Unadjusted 12-month percent change ² Oct. 2022 to Oct. 2023 ^P	Unadjusted 1-month percent change ²				
	Group code	Item code			May to June	June to July ^P	July to Aug. ^P	Aug. to Sept. ^P	Sept. to Oct. ^P
Stage 2 intermediate demand.....	ID5	2	100.000	-2.7	-0.8	1.7	0.9	1.0	-0.3
Inputs to stage 2 goods producers.....	ID5	21	54.274	-7.5	-2.0	3.6	1.4	2.4	-0.5
Goods.....	ID5	211	40.812	-10.8	-2.4	4.2	2.0	3.5	-0.7
Foods.....	ID5	2111	4.355	-10.1	-3.0	2.9	-3.7	-0.9	-3.6
Energy.....	ID5	2112	21.042	-16.4	-2.9	10.7	5.8	7.6	-0.7
Goods excluding foods and energy.....	ID5	2113	15.415	-3.2	-1.7	-1.6	-0.5	-0.1	0.0
Services.....	ID5	212	13.197	2.9	-0.9	2.0	-0.1	-0.4	0.2
Trade services.....	ID5	2123	5.150	2.6	-1.9	3.6	-0.7	-0.6	0.3
Transportation and warehousing services.....	ID5	2122	4.488	0.2	-0.7	2.0	0.0	-0.2	0.4
Transportation of passengers.....	ID5	21221	0.168	-0.7	4.6	-0.3	-3.9	-5.0	7.1
Transportation and warehousing of goods.....	ID5	21222	4.320	0.3	-0.9	2.1	0.1	0.0	0.1
Services less trade, transportation, and warehousing.....	ID5	2121	3.559	6.7	0.2	-0.1	0.6	-0.5	-0.3
Construction.....	ID5	213	0.265	3.5	0.1	0.1	0.0	0.0	0.1
Inputs to stage 2 services producers.....	ID5	22	45.725	3.1	0.3	-0.2	0.3	-0.4	-0.1
Goods.....	ID5	221	5.072	-2.2	-0.2	-0.2	0.5	0.1	-0.3
Foods.....	ID5	2211	0.055	-15.5	-2.5	-1.2	-1.8	-0.4	-1.5
Energy.....	ID5	2212	0.357	-20.9	-1.2	-0.2	12.7	1.5	-6.1
Goods excluding foods and energy.....	ID5	2213	4.660	-0.4	-0.1	-0.2	-0.3	0.0	0.1
Services.....	ID5	222	39.767	3.9	0.4	-0.2	0.3	-0.5	-0.1
Trade services.....	ID5	2223	2.238	3.5	-1.0	-0.4	1.5	-1.1	1.7
Transportation and warehousing services.....	ID5	2222	2.862	-13.2	1.7	-0.1	-4.9	-0.1	1.9
Transportation of passengers.....	ID5	22221	0.390	-0.7	4.8	-0.3	-4.1	-5.2	7.4
Transportation and warehousing of goods.....	ID5	22222	2.472	-15.2	1.2	0.0	-5.1	0.7	0.9
Services less trade, transportation, and warehousing.....	ID5	2221	34.667	5.4	0.4	-0.2	0.7	-0.5	-0.4
Construction.....	ID5	223	0.886	3.5	0.1	0.1	0.0	0.0	0.1
Stage 1 Intermediate Demand									
Stage 1 intermediate demand.....	ID5	1	100.000	-1.5	0.1	0.0	1.0	0.1	-0.4
Inputs to stage 1 goods producers.....	ID5	11	33.533	-4.9	-0.7	-0.7	0.0	-0.6	0.2
Goods.....	ID5	111	24.780	-7.0	-0.7	-1.6	0.4	-0.5	-0.2
Foods.....	ID5	1111	3.351	-18.6	-1.1	-4.7	-2.1	-3.6	-1.5
Energy.....	ID5	1112	3.963	-12.1	1.5	0.3	6.0	1.9	-0.5
Goods excluding foods and energy.....	ID5	1113	17.466	-3.6	-1.0	-1.4	-0.3	-0.4	0.1
Services.....	ID5	112	8.752	1.0	-0.7	1.6	-1.1	-1.1	1.4
Trade services.....	ID5	1123	5.298	-0.1	-1.6	2.1	-1.8	-1.6	2.3
Transportation and warehousing services.....	ID5	1122	0.599	-1.8	-0.5	1.8	0.0	-1.3	0.3
Transportation of passengers.....	ID5	11221	0.103	-0.7	4.8	-0.3	-4.1	-5.2	7.4
Transportation and warehousing of goods.....	ID5	11222	0.496	-2.1	-1.7	2.2	0.9	-0.5	-1.1
Services less trade, transportation, and warehousing.....	ID5	1121	2.855	3.7	0.9	0.9	0.1	-0.1	0.1
Construction.....	ID5	113	0.001	3.5	0.1	0.1	0.0	0.0	0.1
Inputs to stage 1 services producers.....	ID5	12	53.646	0.8	0.7	0.3	1.5	0.4	-0.8
Goods.....	ID5	121	16.434	-5.7	0.3	-0.5	4.1	0.9	-2.0
Foods.....	ID5	1211	0.115	-40.5	-12.8	-0.1	0.4	-0.9	-2.7
Energy.....	ID5	1212	5.528	-17.2	1.1	-1.4	12.6	2.3	-5.8
Goods excluding foods and energy.....	ID5	1213	10.791	2.1	-0.1	-0.1	0.1	0.1	0.1
Services.....	ID5	122	37.209	4.4	0.9	0.7	0.4	0.2	-0.4
Trade services.....	ID5	1223	3.617	4.8	0.1	1.7	-0.1	-0.4	0.9
Transportation and warehousing services.....	ID5	1222	4.373	0.7	1.2	0.7	-1.2	-1.1	2.4
Transportation of passengers.....	ID5	12221	1.342	-0.7	4.8	-0.3	-4.1	-5.2	7.4
Transportation and warehousing of goods.....	ID5	12222	3.031	1.4	-0.4	1.1	0.2	0.6	0.3
Services less trade, transportation, and warehousing.....	ID5	1221	29.219	4.8	0.9	0.6	0.7	0.4	-0.9
Construction.....	ID5	123	0.003	3.5	0.1	0.1	0.0	0.0	0.1
Inputs to stage 1 construction producers.....	ID5	13	12.821	-2.0	-0.1	0.1	1.8	0.6	-0.3
Goods.....	ID5	131	9.208	-2.7	-0.3	-0.3	2.4	0.6	-0.6
Energy.....	ID5	1312	0.934	-29.5	-3.5	-4.7	25.5	4.1	-5.9
Goods excluding foods and energy.....	ID5	1313	8.274	1.5	0.0	0.1	0.4	0.2	0.0
Services.....	ID5	132	3.613	-0.5	0.2	1.2	0.3	0.5	0.4
Trade services.....	ID5	1323	2.667	1.7	0.6	1.7	0.3	0.2	0.3
Transportation and warehousing services.....	ID5	1322	0.854	-6.8	-0.8	-0.6	0.5	1.5	1.0
Transportation and warehousing of goods.....	ID5	13222	0.854	-6.8	-0.8	-0.6	0.5	1.5	1.0
Services less trade, transportation, and warehousing.....	ID5	1321	0.092	4.7	-0.1	0.5	-0.1	0.9	0.1
Special Groupings of Intermediate Demand by Production Flow									
Total goods inputs to stage 4 intermediate demand.....	ID5	9411	47.208	-1.0	0.5	-0.2	0.5	0.0	-0.9
Total services inputs to stage 4 intermediate demand.....	ID5	9412	52.739	4.6	0.2	0.9	0.6	0.0	-0.3
Total construction inputs to stage 4 intermediate demand.....	ID5	9413	0.052	3.5	0.1	0.1	0.0	0.0	0.1
Total foods inputs to stage 4 intermediate demand.....	ID5	9414	5.660	-6.5	-0.2	-1.7	0.1	-0.5	-1.2

See footnotes at end of table.

Table 4. Producer price index percentage changes and weights for Final Demand-Intermediate Demand groupings, not seasonally adjusted — Continued
 [October 2023]

Title	Commodity code		Relative Importance Dec. 2022 ¹	Unadjusted 12-month percent change ² Oct. 2022 to Oct. 2023 ^p	Unadjusted 1-month percent change ²				
	Group code	Item code			May to June	June to July ^p	July to Aug. ^p	Aug. to Sept. ^p	Sept. to Oct. ^p
Total energy goods inputs to stage 4 intermediate demand.....	ID5	9415	5.208	-6.4	4.8	0.4	4.8	0.9	-5.7
Total goods less foods and energy inputs to stage 4 intermediate demand.	ID5	9416	36.340	0.6	-0.1	0.0	-0.1	0.0	-0.1
Total goods inputs to stage 3 intermediate demand.....	ID5	9311	47.001	-9.9	-0.1	-2.0	2.1	0.2	-1.3
Total services inputs to stage 3 intermediate demand.....	ID5	9312	52.427	1.7	0.0	0.5	-0.4	-0.2	0.3
Total construction inputs to stage 3 intermediate demand.....	ID5	9313	0.573	3.5	0.1	0.1	0.0	0.0	0.1
Total foods inputs to stage 3 intermediate demand.....	ID5	9314	11.996	-14.6	0.9	-4.5	-0.9	-1.2	-1.6
Total energy goods inputs to stage 3 intermediate demand.....	ID5	9315	7.911	-20.8	0.0	-0.8	17.2	3.7	-4.8
Total goods less foods and energy inputs to stage 3 intermediate demand.	ID5	9316	27.094	-3.8	-0.6	-1.3	-0.5	-0.3	-0.1
Total goods inputs to stage 2 intermediate demand.....	ID5	9211	45.884	-9.9	-2.1	3.6	1.8	3.0	-0.7
Total services inputs to stage 2 intermediate demand.....	ID5	9212	52.964	3.7	0.1	0.4	0.2	-0.5	-0.1
Total construction inputs to stage 2 intermediate demand.....	ID5	9213	1.151	3.5	0.1	0.1	0.0	0.0	0.1
Total foods inputs to stage 2 intermediate demand.....	ID5	9214	4.410	-10.1	-3.0	2.9	-3.7	-0.9	-3.6
Total energy goods inputs to stage 2 intermediate demand.....	ID5	9215	21.399	-16.5	-2.9	10.5	6.0	7.5	-0.8
Total goods less foods and energy inputs to stage 2 intermediate demand.	ID5	9216	20.075	-2.5	-1.3	-1.2	-0.4	-0.1	0.0
Total goods inputs to stage 1 intermediate demand.....	ID5	9111	50.422	-5.8	-0.3	-1.0	2.0	0.2	-0.9
Total services inputs to stage 1 intermediate demand.....	ID5	9112	49.574	3.3	0.5	0.9	0.1	0.0	0.0
Total construction inputs to stage 1 intermediate demand.....	ID5	9117	0.004	3.5	0.1	0.1	0.0	0.0	0.1
Total foods inputs to stage 1 intermediate demand.....	ID5	9114	3.466	-19.3	-1.4	-4.6	-2.0	-3.5	-1.5
Total energy goods inputs to stage 1 intermediate demand.....	ID5	9115	10.425	-17.0	0.9	-1.0	11.2	2.3	-4.0
Total goods less foods and energy inputs to stage 1 intermediate demand.	ID5	9116	36.531	-0.7	-0.5	-0.7	0.0	-0.1	0.1

¹ Comprehensive relative importance figures are initially computed after the publication of December indexes and are recalculated after final December indexes are available. Individual items and subtotals may not add exactly to totals because of rounding differences.

² All indexes are subject to revision for 4 months after their originally scheduled publication to incorporate late reports and corrections by survey respondents. In addition, seasonally adjusted indexes are subject to change for up to 5 years due to the recalculation of seasonal factors published each January.

³ PPI defines Total finished as including only the personal consumption and private capital investment portions of final demand.

⁴ Trade indexes measure changes in margins received by wholesalers and retailers.

⁵ The PPI definition of foods does not include food and beverages for immediate consumption. PPI defines food and beverages for immediate consumption as the service of preparing meals, snacks, and beverages to customer order for immediate on-premises and off-premises consumption.

⁶ Distributive services include transportation, warehousing, and trade of goods.

⁷ Includes intermediate trade, transportation, and warehousing services.

⁸ Includes crude petroleum.

⁹ Excludes crude petroleum.

p Preliminary

"/" Data not available.

Table 5. Producer price indexes for Final Demand-Intermediate Demand groupings, not seasonally adjusted
 [October 2023, Index base Nov. 2009=100, unless otherwise indicated]

Title	Other index base	Commodity code		Unadjusted index ¹				
		Group code	Item code	June 2023	July 2023 ^p	Aug. 2023 ^p	Sept. 2023 ^p	Oct. 2023 ^p
Final Demand								
Final demand.....		FD	4	141.181	141.990	142.846	143.089	142.619
Final demand goods.....		FD	41	142.377	142.586	144.622	144.963	142.880
Final demand foods.....		FD	411	150.646	150.120	149.640	149.771	148.846
Finished consumer foods ²	00/82	FD	4111	265.517	264.178	264.573	265.283	264.351
Finished consumer foods, crude.....	00/82	FD	41113	255.266	251.650	243.578	231.289	220.765
Finished consumer foods, processed.....	00/82	FD	41112	265.341	264.225	265.426	267.371	267.358
Government purchased foods.....		FD	4112	153.533	153.588	154.452	155.931	156.411
Foods for export.....		FD	4113	152.866	153.148	148.889	147.225	143.895
Final demand energy.....		FD	412	140.799	142.479	153.157	154.569	144.009
Finished consumer energy goods ²	00/82	FD	4121	224.058	227.027	240.510	240.993	222.165
Government purchased energy.....		FD	4122	143.570	143.882	163.331	168.257	160.651
Energy for export.....		FD	4123	122.196	124.312	141.070	147.603	146.118
Final demand goods less foods and energy.....		FD	413	140.672	140.627	140.668	140.733	140.974
Finished goods less foods and energy ²	00/82	FD	4131	247.047	247.552	247.793	247.966	248.682
Finished consumer goods less foods and energy.....	00/82	FD	41311	274.599	275.018	275.314	275.550	276.409
Nondurable consumer goods less foods and energy.....	00/82	FD	413111	356.218	356.876	357.287	357.504	359.000
Durable consumer goods.....	00/82	FD	413112	190.886	191.082	191.266	191.503	191.787
Private capital equipment.....	00/82	FD	41312	212.054	212.613	212.796	212.906	213.466
Private capital equipment for manufacturing industries.....	00/82	FD	413121	227.674	228.386	228.722	228.828	229.119
Private capital equipment for nonmanufacturing industries.....	00/82	FD	413122	207.382	207.895	208.033	208.144	208.783
Government purchased goods, excluding foods and energy.....		FD	4132	136.300	136.238	136.321	136.440	136.655
Government purchased goods excluding foods, energy, and capital equipment.....		FD	41321	145.625	145.217	145.258	145.465	145.798
Government purchased capital equipment.....		FD	41322	122.610	122.962	123.094	123.105	123.174
Goods for export, excluding foods and energy.....		FD	4133	137.451	136.837	136.695	136.685	136.636
Final demand services.....		FD	42	139.396	140.566	140.914	141.117	141.376
Final demand trade services ³		FD	423	150.454	152.836	153.424	153.911	153.448
Trade of finished goods ²		FD	4231	149.227	151.036	151.724	152.295	151.760
Trade of personal consumption goods.....		FD	42311	149.448	150.400	151.125	151.656	151.618
Trade of private capital equipment.....		FD	42312	146.554	152.136	152.654	153.391	150.668
Trade of government purchased goods.....		FD	4232	158.942	165.639	165.651	166.019	165.435
Trade of government purchased goods, excluding capital equipment.....		FD	42321	165.189	170.864	170.364	170.351	171.678
Trade of government purchased capital equipment.....		FD	42322	148.084	156.244	157.021	157.953	154.522
Trade of exports.....		FD	4233	158.735	164.898	164.761	164.491	164.759
Final demand transportation and warehousing services.....		FD	422	150.125	149.735	148.624	148.024	151.692
Transportation of passengers for final demand.....		FD	4221	141.761	141.312	135.553	128.561	138.027
Transportation of private passengers.....		FD	42211	141.750	141.302	135.555	128.576	138.023
Transportation of government passengers.....		FD	42212	141.473	141.029	135.334	128.419	137.780
Transportation of passengers for export.....		FD	42213	141.818	141.365	135.556	128.502	138.051
Transportation and warehousing of goods for final demand.....		FD	4222	152.562	152.197	152.907	154.806	156.190
Transportation and warehousing of finished goods ²		FD	42221	150.651	150.199	150.888	152.867	154.325
Transportation and warehousing of personal consumption goods.....		FD	422211	151.129	150.764	151.450	153.399	154.832
Transportation and warehousing of private capital equipment.....		FD	422212	148.714	147.908	148.609	150.711	152.274
Transportation and warehousing of government purchased goods.....		FD	42222	151.002	151.456	151.918	153.684	154.812
Transportation and warehousing of exports.....		FD	42223	158.441	158.099	158.914	160.673	161.947
Final demand services less trade, transportation, and warehousing.....		FD	421	133.206	134.045	134.446	134.617	134.812
Finished services less trade, transportation, and warehousing ²		FD	4211	133.441	134.290	134.617	134.820	135.098
Finished consumer services less trade, transportation, and warehousing.....		FD	42111	132.767	133.656	133.850	134.071	134.325
Private capital investment services less trade, transportation, and warehousing.....		FD	42112	139.817	140.367	141.738	141.792	142.268
Government purchased services less trade, transportation, and warehousing.....		FD	4212	124.307	124.997	125.698	125.617	125.421
Gov. purchased services less trade, transportation, and warehousing, excl. capital investment.....		FD	42121	124.900	125.629	126.332	126.264	126.026
Government purchased capital investment services less trade, transportation, and warehousing.....		FD	42122	109.853	109.936	110.594	110.315	110.732
Services for export less trade, transportation, and warehousing.....		FD	4213	140.802	141.680	142.808	142.822	142.257
Final demand construction.....		FD	43	176.730	174.608	174.825	174.924	174.251
Construction for private capital investment.....		FD	431	181.049	178.762	179.010	179.136	178.381
Construction for government.....		FD	432	168.650	166.868	167.018	167.061	166.556
Final Demand Special Groupings								
Final demand less exports.....	04/10	FD	49101	138.868	139.680	140.603	140.875	140.349
Final demand less government.....	04/10	FD	49102	139.304	140.111	140.830	141.042	140.601
Final demand less foods, food and nonalcoholic beverages for immediate consumption, and energy ¹	04/10	FD	49103	139.156	140.009	140.222	140.398	140.618
Final demand less foods and energy ⁴	04/10	FD	49104	138.920	139.741	140.016	140.185	140.415
Final demand less foods and food and nonalcoholic beverages for immediate consumption ⁴	04/10	FD	49105	138.832	139.737	140.636	140.892	140.404

See footnotes at end of table.

Table 5. Producer price indexes for Final Demand-Intermediate Demand groupings, not seasonally adjusted — Continued

[October 2023, Index base Nov. 2009=100, unless otherwise indicated]

Title	Other index base	Commodity code		Unadjusted index ¹				
		Group code	Item code	June 2023	July 2023 ^P	Aug. 2023 ^P	Sept. 2023 ^P	Oct. 2023 ^P
Final demand less foods ⁴	04/10	FD	49106	138.560	139.431	140.349	140.594	140.156
Final demand less energy.....	04/10	FD	49107	139.332	140.076	140.309	140.476	140.641
Final demand less trade services.....	01/10	FD	49108	137.390	137.845	138.749	138.935	138.471
Final demand less distributive services ⁵	01/10	FD	49109	136.904	137.394	138.308	138.421	137.877
Final demand goods less energy.....	01/10	FD	49111	141.346	141.197	141.125	141.204	141.190
Final demand goods less foods.....	04/10	FD	49112	137.569	137.926	140.442	140.820	138.541
Final demand services less trade services.....	04/10	FD	49113	133.622	134.339	134.595	134.693	135.211
Final demand distributive services ⁵	04/10	FD	49114	147.740	149.651	150.246	150.941	150.771
Final demand goods plus final demand distributive services ⁵	04/10	FD	49115	142.541	143.452	144.861	145.344	144.084
Final demand less foods, energy, and trade services ⁴	08/13	FD	49116	128.111	128.512	128.698	128.781	129.163
Private and government purchased capital equipment.....	08/13	FD	49117	127.786	128.127	128.241	128.299	128.601
Private and government purchased capital investment services.....	08/13	FD	49118	132.012	134.322	135.248	135.641	134.970
Total private and government purchased capital investment.....	08/13	FD	49119	133.633	134.652	135.181	135.410	135.104
Total finished ²	01/10	FD	49201	139.941	140.771	141.562	141.807	141.297
Total finished less foods, food and nonalcoholic beverages for immediate consumption, and energy ^{2, 4}	12/10	FD	49202	138.634	139.487	139.791	140.021	140.269
Total finished less foods and energy ^{2, 4}	01/10	FD	49203	139.471	140.325	140.637	140.869	141.116
Total finished less foods and food and nonalcoholic beverages for immediate consumption ^{2, 4}	12/10	FD	49204	138.059	138.972	139.783	140.017	139.511
Total finished less foods ^{2, 4}	01/10	FD	49205	139.447	140.363	141.185	141.422	140.912
Total finished less energy ²	01/10	FD	49206	140.004	140.770	141.077	141.318	141.522
Finished goods ²	00/82	FD	49207	254.316	255.116	258.951	259.326	254.484
Finished goods less energy ²	00/82	FD	49208	251.160	251.165	251.447	251.764	252.033
Finished goods, excluding foods ^{2, 4}	00/82	FD	49209	250.710	252.071	256.801	257.087	251.228
Finished services ²	01/10	FD	49210	137.864	138.900	139.245	139.504	139.745
Private capital investment services.....	04/10	FD	49211	142.116	144.464	145.473	145.896	145.237
Finished distributive services ^{2, 5}	04/10	FD	49212	146.325	147.824	148.498	149.227	148.943
Finished services less trade services ²	04/10	FD	49213	133.435	134.182	134.399	134.542	135.071
Finished services less distributive services ^{2, 5}	04/10	FD	49214	132.752	133.567	133.758	133.801	134.280
Total private capital investment (goods, services, and construction).....	04/10	FD	49215	141.589	142.734	143.334	143.595	143.300
Finished goods plus finished distributive services ²	04/10	FD	49216	143.958	144.912	146.344	146.804	145.268
Total exports.....	04/10	FD	49301	139.168	139.858	140.181	140.204	140.152
Goods for export.....	00/82	FD	49302	232.051	231.460	232.049	232.338	231.477
Services for export.....	04/10	FD	49303	149.048	151.197	151.501	151.322	151.894
Total government purchases.....	04/10	FD	49401	135.250	135.922	138.169	138.718	138.010
Government purchased goods.....	00/82	FD	49402	227.620	227.696	236.054	238.506	235.642
Government purchased services.....	04/10	FD	49403	132.091	133.698	134.115	134.018	134.074
Total government purchased capital investment (goods, services, construction).....	08/13	FD	49404	131.506	132.074	132.329	132.431	131.937
Government purchases, defense.....	05/15	FD	49405	121.096	122.118	124.662	125.444	125.198
Government purchases, non-defense.....	05/15	FD	49406	130.280	130.731	132.663	133.065	132.198
Personal consumption.....	01/10	FD	49501	139.482	140.240	141.074	141.314	140.756
Personal consumption goods (finished consumer goods).....	00/82	FD	49502	272.234	273.139	278.571	279.061	271.854
Personal consumption goods less energy.....	00/82	FD	49503	271.227	270.877	271.217	271.661	271.738
Personal consumption goods less foods.....	00/82	FD	49504	273.178	275.031	282.569	282.963	273.135
Personal consumption nondurable goods less foods.....	00/82	FD	49508	309.167	311.760	322.583	323.045	308.699
Personal consumption services.....	04/10	FD	49505	136.691	137.520	137.761	137.994	138.374
Personal consumption less trade services.....	04/10	FD	49506	136.410	137.116	137.973	138.141	137.456
Personal consumption less distributive services ⁵	04/10	FD	49507	136.110	136.855	137.720	137.825	137.063
Personal consumption less foods and energy.....	04/14	FD	49510	128.131	128.848	129.064	129.271	129.632
Personal consumption less foods, energy, and trade services ³	04/14	FD	49511	125.176	125.844	125.924	126.045	126.525
Personal consumption less foods, energy, and distributive services ⁵	04/14	FD	49512	125.113	125.827	125.883	125.933	126.378
Personal consumption goods plus personal consumption distributive services ⁵	08/13	FD	49509	132.678	133.253	134.870	135.306	133.658
Intermediate Demand by Commodity Type								
Processed goods								
Processed goods for intermediate demand.....	00/82	ID6	1	256.538	255.451	259.929	260.836	257.713
Materials and components for manufacturing.....	00/82	ID6	11	235.250	232.907	232.416	232.050	232.022
Materials for manufacturing.....		ID6	111	146.931	144.508	143.996	143.640	143.515
Materials for food manufacturing.....	00/82	ID6	1111	245.944	245.449	248.261	250.268	249.803
Materials for nondurable manufacturing.....	00/82	ID6	1112	266.333	261.392	260.541	261.459	264.183
Materials for durable manufacturing.....	00/82	ID6	1113	290.332	284.544	281.725	277.921	274.251
Components for manufacturing.....	00/82	ID6	112	187.679	187.834	187.877	187.853	188.059
Components for nondurable manufacturing.....		ID6	1121	146.602	145.941	145.620	145.007	145.009
Components for durable manufacturing.....		ID6	1122	132.426	132.572	132.619	132.629	132.781
Materials and components for construction.....	00/82	ID6	12	350.184	351.101	351.800	352.411	352.164
Materials for construction.....		ID6	121	166.344	167.195	167.784	168.426	168.215
Components for construction.....		ID6	122	178.185	178.300	178.437	178.451	178.404
Processed fuels and lubricants for intermediate demand.....	00/82	ID6	13	241.880	242.042	265.427	270.746	256.214
Processed fuels and lubricants to manufacturing industries.....	00/82	ID6	131	251.003	251.086	266.076	270.241	261.103

See footnotes at end of table.

Table 5. Producer price indexes for Final Demand-Intermediate Demand groupings, not seasonally adjusted — Continued

[October 2023, Index base Nov. 2009=100, unless otherwise indicated]

Title	Other index base	Commodity code		Unadjusted index ¹				
		Group code	Item code	June 2023	July 2023 ^P	Aug. 2023 ^P	Sept. 2023 ^P	Oct. 2023 ^P
Processed fuels and lubricants to nonmanufacturing industries.....	00/82	ID6	132	239.278	239.465	265.535	271.225	254.970
Containers for intermediate demand.....	00/82	ID6	14	310.157	309.093	307.420	306.904	306.185
Supplies for intermediate demand.....	00/82	ID6	15	251.507	251.273	251.158	251.039	250.487
Supplies to manufacturing industries.....	00/82	ID6	151	247.076	246.530	246.005	245.803	245.812
Supplies to nonmanufacturing industries.....	00/82	ID6	152	250.199	250.015	249.965	249.859	249.225
Supplies to nonmanufacturing industries, feeds.....	00/82	ID6	1521	236.741	238.900	238.558	236.900	230.785
Supplies to nonmanufacturing industries, other than feeds.....	00/82	ID6	1522	253.961	253.471	253.458	253.554	253.632
Unprocessed goods								
Unprocessed goods for intermediate demand.....	00/82	ID6	2	247.272	249.869	251.702	256.968	253.914
Unprocessed foodstuffs and feedstuffs.....	00/82	ID6	21	234.016	227.278	221.117	217.567	212.266
Unprocessed nonfood materials.....	00/82	ID6	22	246.107	255.404	262.995	274.466	273.186
Unprocessed nonfood materials except fuel.....	00/82	ID6	221	315.040	320.511	332.089	349.339	342.342
Unprocessed nonfood materials except fuel to manufacturing industries.....	00/82	ID6	2211	290.722	296.014	307.104	323.839	317.046
Unprocessed nonfood materials except fuel to nonmanufacturing industries.....	00/82	ID6	2212	351.276	351.740	355.249	355.534	355.527
Unprocessed fuel.....	00/82	ID6	222	104.016	120.103	119.792	119.789	129.379
Unprocessed fuel to manufacturing industries.....	00/82	ID6	2221	209.445	217.423	219.909	221.183	228.157
Unprocessed fuel to nonmanufacturing industries.....	00/82	ID6	2222	101.042	118.045	117.567	117.492	127.503
Services								
Services for intermediate demand.....		ID6	3	145.660	146.541	146.914	146.754	146.633
Trade services for intermediate demand ⁵		ID6	33	170.106	173.672	173.109	172.032	173.543
Trade services for manufacturing industries.....	12/12	ID6	331	155.457	158.318	157.501	156.001	157.632
Trade services for nonmanufacturing industries.....	12/12	ID6	332	151.332	154.884	154.671	154.204	155.311
Transportation and warehousing services for intermediate demand.....		ID6	32	154.509	155.747	154.306	154.613	156.060
Transportation of passengers for intermediate demand.....		ID6	321	141.534	141.090	135.397	128.485	137.842
Transportation of passengers for manufacturing industries.....		ID6	3211	141.790	141.337	135.533	128.484	138.026
Transportation of passengers for nonmanufacturing industries.....		ID6	3212	141.565	141.122	135.442	128.545	137.882
Transportation and warehousing of goods for intermediate demand.....		ID6	322	156.044	157.441	156.395	157.376	158.087
Transportation and warehousing of goods for manufacturing industries.....	12/12	ID6	3221	128.423	128.944	129.525	130.626	131.533
Transportation and warehousing of goods for nonmanufacturing industries.....	12/12	ID6	3222	139.756	141.190	139.834	140.628	141.171
Services less trade, transportation, and warehousing for intermediate demand.....		ID6	31	137.400	137.635	138.536	138.488	137.733
Services less trade, transportation, and warehousing for manufacturing industries.....		ID6	311	128.241	128.725	129.011	128.775	129.581
Services less trade, transportation, and warehousing for nonmanufacturing industries.....		ID6	312	137.694	137.920	138.842	138.801	137.992
Construction								
Construction for intermediate demand.....		ID6	4	145.591	145.736	145.804	145.831	146.047
Intermediate Demand by Commodity Type Special Groupings								
Processed materials less foods and feeds.....	00/82	ID6	9111	257.975	256.769	261.520	262.415	259.181
Processed foods and feeds.....	00/82	ID6	9112	242.750	242.828	244.624	245.646	243.609
Processed energy goods.....	00/82	ID6	9113	243.003	243.166	266.659	272.003	257.404
Processed materials less energy.....	00/82	ID6	9118	256.829	255.445	255.138	254.930	254.700
Processed materials less foods and energy.....	00/82	ID6	9115	258.148	256.579	256.001	255.635	255.639
Intermediate distributive services ⁶	04/10	ID6	9116	161.576	164.151	163.386	163.217	164.360
Processed goods plus intermediate distributive services.....	04/10	ID6	9117	145.420	145.684	147.254	147.569	146.638
Unprocessed materials less agricultural products.....	00/82	ID6	9211	244.541	258.279	268.186	282.464	281.546
Unprocessed energy materials ⁷	00/82	ID6	9212	176.529	194.324	205.550	221.234	220.532
Unprocessed materials less energy.....	00/82	ID6	9213	289.296	278.765	272.633	268.840	263.916
Unprocessed nonfood materials less energy ⁸	00/82	ID6	9216	453.907	431.833	425.956	421.504	417.882
Intermediate Demand by Production Flow								
Stage 4 Intermediate Demand								
Stage 4 intermediate demand.....		ID5	4	148.230	148.798	149.625	149.688	148.788
Inputs to stage 4 goods producers.....		ID5	41	146.254	146.068	145.873	145.400	145.315
Goods.....		ID5	411	140.267	139.490	139.099	138.739	138.341
Foods.....		ID5	4111	151.055	146.700	146.186	144.179	141.803
Energy.....		ID5	4112	145.144	145.276	150.107	155.026	162.362
Goods excluding foods and energy.....		ID5	4113	138.678	138.441	138.021	137.864	137.698
Services.....		ID5	412	166.182	167.965	168.422	167.574	168.528
Trade services.....		ID5	4123	177.425	179.899	180.590	179.408	180.129
Transportation and warehousing services.....		ID5	4122	135.278	134.989	134.549	134.679	137.625
Transportation of passengers.....		ID5	41221	141.817	141.364	135.555	128.501	138.050
Transportation and warehousing of goods.....		ID5	41222	142.954	142.678	143.262	144.809	146.655
Services less trade, transportation, and warehousing.....		ID5	4121	130.035	130.350	130.382	130.251	131.166
Inputs to stage 4 services producers.....		ID5	42	145.424	146.434	147.661	147.967	146.604

See footnotes at end of table.

Table 5. Producer price indexes for Final Demand-Intermediate Demand groupings, not seasonally adjusted — Continued

[October 2023, Index base Nov. 2009=100, unless otherwise indicated]

Title	Other index base	Commodity code		Unadjusted index ¹				
		Group code	Item code	June 2023	July 2023 ^P	Aug. 2023 ^P	Sept. 2023 ^P	Oct. 2023 ^P
Goods.....		ID5	421	146.949	147.108	148.632	149.171	146.596
Foods.....		ID5	4211	148.203	147.927	148.880	149.683	148.773
Energy.....		ID5	4212	144.105	144.672	149.463	150.575	142.886
Goods excluding foods and energy.....		ID5	4213	147.356	147.411	147.190	147.308	147.227
Services.....		ID5	422	144.696	145.990	147.117	147.346	146.387
Trade services.....		ID5	4223	158.676	162.927	162.903	162.182	163.770
Transportation and warehousing services.....		ID5	4222	150.013	151.591	149.892	150.101	151.707
Transportation of passengers.....		ID5	42221	141.236	140.788	135.035	128.051	137.506
Transportation and warehousing of goods.....		ID5	42222	152.132	154.061	153.041	154.470	154.753
Services less trade, transportation, and warehousing.....		ID5	4221	141.612	142.552	144.088	144.418	142.927
Construction.....		ID5	423	145.591	145.736	145.804	145.831	146.047
Inputs to stage 4 construction producers.....		ID5	43	161.821	162.221	163.651	163.901	163.125
Goods.....		ID5	431	166.249	166.556	168.784	169.156	167.466
Energy.....		ID5	4312	153.896	154.293	173.474	175.031	156.758
Goods excluding foods and energy.....		ID5	4313	171.301	171.606	172.180	172.441	172.380
Services.....		ID5	432	150.442	151.074	150.517	150.464	151.961
Trade services.....		ID5	4323	168.903	170.561	168.904	167.749	169.680
Transportation and warehousing services.....		ID5	4322	145.457	144.674	145.148	147.034	148.979
Transportation of passengers.....		ID5	43221	147.817	147.346	141.302	133.963	143.898
Transportation and warehousing of goods.....		ID5	43222	146.172	145.378	146.012	148.130	149.893
Services less trade, transportation, and warehousing.....		ID5	4321	131.218	131.507	131.498	131.632	132.542
Stage 3 Intermediate Demand								
Stage 3 intermediate demand.....		ID5	3	146.355	145.370	146.470	146.449	145.797
Inputs to stage 3 goods producers.....		ID5	31	157.714	154.792	154.044	153.198	152.925
Goods.....		ID5	311	154.020	150.187	149.516	148.732	147.869
Foods.....		ID5	3111	171.415	163.592	162.094	160.139	157.619
Energy.....		ID5	3112	136.503	135.175	144.253	147.730	148.097
Goods excluding foods and energy.....		ID5	3113	151.927	149.550	148.645	148.092	147.853
Services.....		ID5	312	161.357	162.133	161.138	160.112	162.136
Trade services.....		ID5	3123	168.126	169.682	167.482	164.901	167.337
Transportation and warehousing services.....		ID5	3122	148.144	147.672	148.070	149.190	150.901
Transportation of passengers.....		ID5	31221	150.991	150.509	144.327	136.821	146.982
Transportation and warehousing of goods.....		ID5	31222	147.779	147.308	148.068	149.662	150.894
Services less trade, transportation, and warehousing.....		ID5	3121	133.864	134.436	134.680	134.577	135.543
Inputs to stage 3 services producers.....		ID5	32	136.903	137.270	139.708	140.276	139.346
Goods.....		ID5	321	120.967	120.268	133.989	137.359	132.400
Foods.....		ID5	3211	155.128	155.292	157.023	156.215	156.219
Energy.....		ID5	3212	117.755	116.814	139.379	144.895	136.533
Goods excluding foods and energy.....		ID5	3213	135.561	135.199	135.280	135.366	135.704
Services.....		ID5	322	140.897	141.548	141.045	140.881	140.999
Trade services.....		ID5	3223	193.588	199.196	198.049	198.015	199.762
Transportation and warehousing services.....		ID5	3222	161.281	163.255	160.900	161.329	161.970
Transportation of passengers.....		ID5	32221	104.637	104.619	104.390	104.111	104.488
Transportation and warehousing of goods.....		ID5	32222	161.776	163.760	161.394	161.826	162.469
Services less trade, transportation, and warehousing.....		ID5	3221	132.630	132.625	132.665	132.332	132.209
Construction.....		ID5	323	145.591	145.736	145.804	145.831	146.047
Inputs to stage 3 construction producers.....		ID5	33	138.983	140.488	140.799	141.055	140.883
Goods.....		ID5	331	134.208	134.286	134.302	134.258	133.824
Goods excluding foods and energy.....		ID5	3313	171.013	171.113	171.132	171.077	170.524
Services.....		ID5	332	163.097	166.505	167.210	167.857	167.974
Trade services.....		ID5	3323	167.582	171.297	172.046	172.774	172.837
Transportation and warehousing services.....		ID5	3322	113.099	113.765	114.545	114.819	115.297
Transportation and warehousing of goods.....		ID5	33222	119.380	120.083	120.906	121.196	121.701
Services less trade, transportation, and warehousing.....		ID5	3321	125.584	126.352	126.415	126.192	126.810
Stage 2								
Stage 2 intermediate demand.....		ID5	2	132.357	134.629	135.824	137.193	136.756
Inputs to stage 2 goods producers.....		ID5	21	118.413	122.649	124.373	127.329	126.713
Goods.....		ID5	211	112.853	117.606	119.960	124.107	123.205
Foods.....		ID5	2111	159.038	163.665	157.651	156.260	150.641
Energy.....		ID5	2112	77.844	86.182	91.218	98.196	97.519
Goods excluding foods and energy.....		ID5	2113	144.586	142.341	141.646	141.515	141.505
Services.....		ID5	212	148.290	151.328	151.169	150.532	150.781
Trade services.....		ID5	2123	165.556	171.519	170.364	169.411	169.893
Transportation and warehousing services.....		ID5	2122	165.238	168.602	168.538	168.272	168.930
Transportation of passengers.....		ID5	21221	141.954	141.520	135.958	129.205	138.347
Transportation and warehousing of goods.....		ID5	21222	166.683	170.237	170.439	170.488	170.731
Services less trade, transportation, and warehousing.....		ID5	2121	136.462	136.332	137.193	136.446	136.072
Construction.....		ID5	213	145.591	145.736	145.804	145.831	146.047

See footnotes at end of table.

Table 5. Producer price indexes for Final Demand-Intermediate Demand groupings, not seasonally adjusted — Continued
 [October 2023, Index base Nov. 2009=100, unless otherwise indicated]

Title	Other index base	Commodity code		Unadjusted index ¹				
		Group code	Item code	June 2023	July 2023 ^P	Aug. 2023 ^P	Sept. 2023 ^P	Oct. 2023 ^P
Inputs to stage 2 services producers.....		ID5	22	145.017	144.782	145.282	144.642	144.442
Goods.....		ID5	221	144.560	144.305	145.038	145.186	144.725
Foods.....		ID5	2211	116.841	115.431	113.346	112.881	111.159
Energy.....		ID5	2212	147.448	147.129	165.887	168.317	158.043
Goods excluding foods and energy.....		ID5	2213	145.051	144.815	144.400	144.406	144.609
Services.....		ID5	222	144.638	144.398	144.878	144.128	143.951
Trade services.....		ID5	2223	182.651	181.974	184.760	182.750	185.802
Transportation and warehousing services.....		ID5	2222	147.593	147.485	140.204	140.009	142.611
Transportation of passengers.....		ID5	22221	142.214	141.763	135.979	128.957	138.463
Transportation and warehousing of goods.....		ID5	22222	149.164	149.120	141.534	142.593	143.927
Services less trade, transportation, and warehousing.....		ID5	2221	143.508	143.277	144.228	143.491	142.957
Construction.....		ID5	223	145.591	145.736	145.804	145.831	146.047
Stage 1 Intermediate Demand								
Stage 1 intermediate demand.....		ID5	1	144.889	144.825	146.316	146.426	145.809
Inputs to stage 1 goods producers.....		ID5	11	145.147	144.085	144.082	143.193	143.548
Goods.....		ID5	111	143.933	141.622	142.182	141.542	141.267
Foods.....		ID5	1111	158.181	150.725	147.585	142.289	140.154
Energy.....		ID5	1112	122.968	123.394	130.856	133.388	132.721
Goods excluding foods and energy.....		ID5	1113	150.255	148.100	147.640	147.011	147.140
Services.....		ID5	112	152.329	154.841	153.214	151.587	153.764
Trade services.....		ID5	1123	165.617	169.029	166.034	163.405	167.232
Transportation and warehousing services.....		ID5	1122	156.039	158.808	158.869	156.730	157.187
Transportation of passengers.....		ID5	11221	141.790	141.337	135.529	128.477	138.023
Transportation and warehousing of goods.....		ID5	11222	157.790	161.329	162.847	161.954	160.146
Services less trade, transportation, and warehousing.....		ID5	1121	110.213	111.178	111.237	111.167	111.231
Construction.....		ID5	113	145.591	145.736	145.804	145.831	146.047
Inputs to stage 1 services producers.....		ID5	12	143.972	144.445	146.572	147.116	145.874
Goods.....		ID5	121	144.105	143.403	149.216	150.516	147.578
Foods.....		ID5	1211	131.560	131.449	131.930	130.787	127.254
Energy.....		ID5	1212	150.000	147.889	166.525	170.303	160.348
Goods excluding foods and energy.....		ID5	1213	149.314	149.235	149.349	149.567	149.785
Services.....		ID5	122	143.253	144.218	144.784	145.007	144.484
Trade services.....		ID5	1223	172.411	175.269	175.142	174.384	176.022
Transportation and warehousing services.....		ID5	1222	143.836	144.796	143.098	141.454	144.856
Transportation of passengers.....		ID5	12221	141.705	141.252	135.448	128.401	137.941
Transportation and warehousing of goods.....		ID5	12222	160.336	162.143	162.427	163.453	163.985
Services less trade, transportation, and warehousing.....		ID5	1221	138.638	139.406	140.354	140.937	139.650
Construction.....		ID5	123	145.591	145.736	145.804	145.831	146.047
Inputs to stage 1 construction producers.....		ID5	13	159.880	160.112	162.962	163.870	163.398
Goods.....		ID5	131	161.719	161.287	165.088	166.068	165.127
Energy.....		ID5	1312	125.508	119.632	150.141	156.342	147.156
Goods excluding foods and energy.....		ID5	1313	168.728	168.946	169.584	169.949	169.989
Services.....		ID5	132	156.385	158.250	158.784	159.523	160.197
Trade services.....		ID5	1323	165.141	167.990	168.514	168.793	169.246
Transportation and warehousing services.....		ID5	1322	120.375	119.678	120.252	122.029	123.251
Transportation and warehousing of goods.....		ID5	13222	124.512	123.791	124.385	126.223	127.487
Services less trade, transportation, and warehousing.....		ID5	1321	137.715	138.415	138.287	139.556	139.716
Intermediate Demand by Production Flow Special Groupings								
Total goods inputs to stage 4 intermediate demand.....	04/10	ID5	9411	144.419	144.152	144.857	144.916	143.626
Total services inputs to stage 4 intermediate demand.....	04/10	ID5	9412	148.021	149.331	150.245	150.310	149.786
Total construction inputs to stage 4 intermediate demand.....	04/10	ID5	9413	144.385	144.528	144.597	144.623	144.837
Total foods inputs to stage 4 intermediate demand.....	04/10	ID5	9414	146.546	144.000	144.114	143.332	141.625
Total energy goods inputs to stage 4 intermediate demand.....	04/10	ID5	9415	133.694	134.176	140.674	141.878	133.746
Total goods less foods and energy inputs to stage 4 intermediate demand.....	04/10	ID5	9416	146.809	146.761	146.620	146.620	146.497
Total goods inputs to stage 3 intermediate demand.....	04/10	ID5	9311	138.230	135.397	138.272	138.547	136.733
Total services inputs to stage 3 intermediate demand.....	04/10	ID5	9312	143.397	144.090	143.521	143.226	143.653
Total construction inputs to stage 3 intermediate demand.....	04/10	ID5	9313	144.385	144.528	144.597	144.623	144.837
Total foods inputs to stage 3 intermediate demand.....	04/10	ID5	9314	152.445	145.542	144.234	142.503	140.279
Total energy goods inputs to stage 3 intermediate demand.....	04/10	ID5	9315	118.283	117.303	137.434	142.542	135.635
Total goods less foods and energy inputs to stage 3 intermediate demand.....	04/10	ID5	9316	143.342	141.414	140.714	140.290	140.143
Total goods inputs to stage 2 intermediate demand.....	04/10	ID5	9211	110.555	114.580	116.660	120.209	119.395
Total services inputs to stage 2 intermediate demand.....	04/10	ID5	9212	145.982	146.516	146.847	146.121	146.044
Total construction inputs to stage 2 intermediate demand.....	04/10	ID5	9213	144.385	144.528	144.597	144.623	144.837
Total foods inputs to stage 2 intermediate demand.....	04/10	ID5	9214	159.426	163.985	157.995	156.610	151.017
Total energy goods inputs to stage 2 intermediate demand.....	04/10	ID5	9215	76.994	85.061	90.145	96.927	96.158
Total goods less foods and energy inputs to stage 2 intermediate demand.....	04/10	ID5	9216	136.438	134.764	134.170	134.077	134.114
Total goods inputs to stage 1 intermediate demand.....	04/10	ID5	9111	130.604	129.311	131.856	132.107	130.971

See footnotes at end of table.

Table 5. Producer price indexes for Final Demand-Intermediate Demand groupings, not seasonally adjusted — Continued

[October 2023, Index base Nov. 2009=100, unless otherwise indicated]

Title	Other index base	Commodity code		Unadjusted index ¹				
		Group code	Item code	June 2023	July 2023 ^p	Aug. 2023 ^p	Sept. 2023 ^p	Oct. 2023 ^p
Total services inputs to stage 1 intermediate demand.....	04/10	ID5	9112	144.922	146.206	146.391	146.329	146.349
Total construction inputs to stage 1 intermediate demand.....	04/10	ID5	9117	144.385	144.528	144.597	144.623	144.837
Total foods inputs to stage 1 intermediate demand.....	04/10	ID5	9114	148.141	141.300	138.430	133.546	131.506
Total energy goods inputs to stage 1 intermediate demand.....	04/10	ID5	9115	132.080	130.727	145.307	148.667	142.790
Total goods less foods and energy inputs to stage 1 intermediate demand.....	04/10	ID5	9116	127.478	126.626	126.579	126.443	126.557

¹ All indexes are subject to revision for 4 months after their originally scheduled publication to incorporate late reports and corrections by survey respondents. In addition, seasonally adjusted indexes are subject to change for up to 5 years due to the recalculation of seasonal factors published each January.

² PPI defines Total finished as including only the personal consumption and private capital investment portions of final demand.

³ Trade indexes measure changes in margins received by wholesalers and retailers.

⁴ The PPI definition of foods does not include food and beverages for immediate consumption. PPI defines food and beverages for immediate consumption as the service of preparing meals, snacks, and beverages to customer order for immediate on-premises and off-premises consumption.

⁵ Distributive services include transportation, warehousing, and trade of goods.

⁶ Includes intermediate trade, transportation, and warehousing services.

⁷ Includes crude petroleum.

⁸ Excludes crude petroleum.

p Preliminary

“-” Data not available.

Table 6. Producer price index percentage changes for selected aggregate commodity and service groupings, not seasonally adjusted
[October 2023]

Title	Commodity code		Unadjusted 12-month percent change ¹	Unadjusted 1-month percent change ¹				
	Group code	Item code		Oct. 2022 to Oct. 2023 ^P	May to June	June to July ^P	July to Aug. ^P	Aug. to Sept. ^P
Goods								
All commodities.....	00	000000	-3.6	0.1	0.0	1.5	0.5	-1.3
Farm products, processed foods and feeds.....	PFF	PLUS02	-4.6	0.3	-1.0	-0.6	-0.1	-1.0
Farm products.....	01	—	-15.2	1.6	-2.9	-3.0	-1.8	-3.0
Processed foods and feeds.....	02	—	0.5	-0.3	-0.2	0.5	0.6	-0.3
Industrial commodities.....	IND	THRU15	-3.4	0.0	0.2	2.0	0.6	-1.4
Textile products and apparel.....	03	—	-1.0	-0.1	0.2	-0.6	0.9	0.5
Hides, skins, leather, and related products.....	04	—	-1.2	-0.7	0.8	0.6	0.1	-1.2
Fuels and related products and power.....	05	—	-12.3	1.2	2.0	8.1	2.4	-5.2
Chemicals and allied products.....	06	—	-4.2	-1.0	-1.3	-0.3	0.0	0.7
Rubber and plastic products.....	07	—	-2.8	-0.6	-0.4	-0.2	-0.2	-0.1
Lumber and wood products.....	08	—	-6.5	-0.6	0.3	-1.1	-0.1	-0.3
Pulp, paper, and allied products.....	09	—	-0.1	-0.1	-0.2	0.2	0.3	-0.2
Metals and metal products.....	10	—	-1.6	-0.9	-1.5	-0.6	-0.9	-0.8
Machinery and equipment.....	11	—	3.9	0.1	0.3	0.2	0.1	0.1
Furniture and household durables.....	12	—	1.7	0.0	0.1	0.1	0.3	-0.6
Nonmetallic mineral products.....	13	—	5.8	0.2	0.2	0.4	0.4	0.1
Transportation equipment.....	14	—	2.0	0.0	0.2	0.0	0.1	0.4
Miscellaneous products.....	15	—	5.8	0.0	0.3	0.5	0.2	0.7
Industrial commodities less fuels.....	ILF	T15M05	0.2	-0.4	-0.4	-0.1	0.0	0.1
Other commodity groupings								
Petroleum products, refined.....	05	7	-20.0	-1.2	-0.1	17.4	2.2	-9.7
Industrial chemicals.....	06	1	-6.9	-1.6	-2.6	-0.8	0.5	2.9
Rubber and rubber products.....	07	1	-0.6	-0.7	-0.8	0.0	0.1	0.3
Lumber.....	08	1	-12.3	-1.4	2.3	-3.6	-0.8	-1.5
Iron and steel.....	10	1	-6.1	-2.0	-3.9	-1.1	-2.3	-2.3
Nonferrous metals.....	10	2	0.9	-1.4	-1.3	-0.8	-0.4	-0.5
General purpose machinery and equipment.....	11	4	6.1	0.1	0.4	0.1	0.3	0.4
Electrical machinery and equipment.....	11	7	2.1	0.3	0.2	0.2	0.0	0.1
Electronic components and accessories.....	11	78	-0.5	0.2	0.1	0.2	-0.1	0.1
Aircraft and aircraft equipment.....	14	2	3.8	0.2	0.1	0.1	0.0	0.1
Services and construction								
Transportation services.....	30	—	-1.9	0.4	0.2	-0.4	-0.2	1.9
Services related to transportation activities.....	31	—	-11.2	1.2	0.4	-4.0	0.3	0.9
Warehousing, storage, and related activities.....	32	—	4.2	-1.3	1.5	-1.1	1.9	-0.4
Publishing sales, excluding software.....	33	—	2.8	0.4	0.2	-0.4	0.2	0.2
Software publishing.....	34	—	3.8	0.5	-0.1	0.8	0.5	0.6
Network compensation from broadcast and cable television and radio.....	35	—	0.7	-0.3	0.0	0.2	0.0	0.0
Advertising space and time sales.....	36	—	-7.1	-0.9	-4.0	-1.7	-0.4	1.2
Telecommunication, cable, and internet user services.....	37	—	2.2	0.1	-0.1	0.5	-0.7	-0.2
Data processing and related services.....	38	—	2.0	0.3	0.3	0.1	-0.2	0.2
Credit intermediation services (partial).....	39	—	15.9	1.2	-1.5	2.0	0.4	-1.3
Investment services.....	40	—	13.7	1.7	3.7	1.4	0.1	-2.2
Insurance and annuities.....	41	—	3.7	1.0	0.0	0.2	0.1	0.0
Commissions and fees from sales and administration of insurance policies (partial).....	42	—	0.6	0.1	-0.4	0.0	0.0	0.0
Real estate services (partial).....	43	—	2.3	1.2	0.1	2.0	1.1	-1.5
Rental and leasing of goods (partial).....	44	—	-1.5	1.9	1.4	-0.5	-2.1	1.9
Professional services (partial).....	45	—	5.3	0.5	0.4	0.2	0.0	0.5
Employment services.....	46	—	-0.1	-0.2	0.1	-0.3	-0.7	0.1
Travel arrangement services.....	47	—	2.1	0.5	0.9	2.4	-0.5	-0.6
Selected security services (partial).....	48	—	7.3	0.1	0.2	2.6	-0.1	0.8
Cleaning and building maintenance services (partial).....	49	—	-0.5	0.0	-0.1	0.0	-2.6	-0.1
Waste collection and remediation services (partial).....	50	—	9.3	-0.4	-0.1	1.3	0.8	0.0
Health care services.....	51	—	3.4	0.0	0.7	0.1	0.1	0.7
Accommodation services.....	53	—	1.9	7.2	0.1	-3.4	0.5	-1.9
Food and beverages for immediate consumption services (partial).....	54	—	3.5	0.1	0.2	0.7	0.3	-0.1
Repair and maintenance services (partial).....	55	—	5.4	0.0	0.4	1.3	0.0	0.0
Entertainment services (partial).....	56	—	1.8	0.0	-0.1	-1.1	0.2	1.7
Wholesale trade services.....	57	—	3.8	-1.3	3.7	-0.3	-0.1	0.3
Retail trade services.....	58	—	-2.6	-0.5	-1.4	1.1	0.4	-0.5
Metal treatment services.....	59	—	4.9	-0.3	0.9	0.2	-0.4	0.7

See footnotes at end of table.

Table 6. Producer price index percentage changes for selected aggregate commodity and service groupings, not seasonally adjusted — Continued
 [October 2023]

Title	Commodity code		Unadjusted 12-month percent change ¹	Unadjusted 1-month percent change ¹				
	Group code	Item code		Oct. 2022 to Oct. 2023 ^p	May to June	June to July ^p	July to Aug. ^p	Aug. to Sept. ^p
Mining services.....	60	—	2.2	-0.1	0.0	0.4	-0.1	0.4
Contract work on textile products, apparel, and leather.....	61	—	5.0	0.1	-0.1	-0.1	0.0	-0.1
Construction (partial).....	80	—	0.9	0.0	-1.1	0.1	0.1	-0.3

¹ All indexes are subject to revision for 4 months after their originally scheduled publication to incorporate late reports and corrections by survey respondents.

^p Preliminary

“—” Data not available.

NOTE: The term “(partial)” denotes incomplete coverage of the index category.

Table 7. Producer price index percentage changes for commodity and service groupings and individual items, not seasonally adjusted [October 2023]

Title	Commodity code		Unadjusted 12-month percent change ¹	Unadjusted 1-month percent change ¹				
	Group code	Item code		Oct. 2022 to Oct. 2023 ^P	May to June	June to July ^P	July to Aug. ^P	Aug. to Sept. ^P
Goods								
All commodities.....	00	000000	-3.6	0.1	0.0	1.5	0.5	-1.3
Industrial commodities.....	IND	THRU15	-3.4	0.0	0.2	2.0	0.6	-1.4
Farm products, processed foods and feeds.....	PFF	PLUS02	-4.6	0.3	-1.0	-0.6	-0.1	-1.0
Farm products.....	01	—	-15.2	1.6	-2.9	-3.0	-1.8	-3.0
Fruits & melons, fresh/dry vegs. & nuts.....	01	1	-28.2	0.1	-2.6	-3.3	-6.3	-3.4
Fresh fruits and melons.....	01	11	-18.1	2.1	-10.2	4.7	0.2	-6.2
Citrus fruits.....	01	1101	-21.0	-1.3	6.4	1.3	11.3	-10.8
Grapefruits.....	01	110101	—	-2.8	-7.0	-2.4	-2.9	29.8
Lemons.....	01	110104	29.6	4.9	10.9	3.4	12.6	6.8
Valencia oranges.....	01	110105	-10.3	—	2.6	0.9	16.0	5.8
Navel oranges.....	01	110106	—	9.4	9.3	—	—	—
Tangerines.....	01	110108	—	—	—	—	—	—
Other fruits and berries.....	01	1102	-14.4	2.5	-12.2	6.7	-2.7	-6.0
Plums and fresh prunes.....	01	110201	-17.2	—	—	-21.0	9.5	-4.6
Nectarines.....	01	110202	—	—	-20.8	-3.5	8.7	—
Cherries.....	01	110203	—	—	46.7	—	—	—
Apricots.....	01	110204	—	—	—	—	—	—
Avocados.....	01	110205	9.4	0.7	65.1	15.5	23.0	17.1
Granny Smith apples.....	01	110208	—	14.9	15.1	—	—	—
Golden delicious apples.....	01	110211	—	2.2	0.0	—	—	—
Red delicious apples.....	01	110215	-9.0	1.5	0.6	1.1	1.8	-7.3
McIntosh apples.....	01	110216	3.8	0.0	3.9	0.0	-6.7	-0.7
Peaches.....	01	110219	—	—	-6.6	-0.9	0.6	-12.3
Gala apples.....	01	110220	-15.9	-0.9	-0.6	3.6	-7.7	-13.3
Pears.....	01	110221	-2.1	17.9	0.0	-2.3	-11.8	-4.9
Strawberries.....	01	110222	-51.6	-10.5	-11.8	80.0	-48.1	28.6
Raspberries.....	01	110224	0.0	—	—	-19.0	23.5	-42.9
Blackberries.....	01	110225	14.3	—	-33.3	63.6	-27.8	23.1
Blueberries.....	01	110227	—	-5.4	-63.0	-0.7	—	—
Grapes.....	01	110228	16.3	23.4	-15.1	-2.1	10.9	-2.5
Table grapes.....	01	1102281	45.5	—	-37.8	-7.2	38.8	-7.1
Wine grapes.....	01	1102283	5.6	0.0	0.0	0.0	0.0	0.0
Juice grapes.....	01	1102284	15.2	0.0	15.2	0.0	0.0	0.0
Fuji apples.....	01	110229	—	-1.7	0.0	3.4	18.2	-6.4
Empire apples.....	01	110230	-2.3	0.0	0.0	—	—	—
Melons.....	01	1103	-2.0	6.4	-24.8	-20.3	15.8	11.8
Cantaloupes.....	01	110301	8.9	—	-44.6	-32.6	86.5	17.5
Honeydews.....	01	110302	28.6	—	—	—	15.4	63.8
Watermelons.....	01	110303	-11.5	-2.2	-13.9	-10.8	-3.3	2.5
Fresh and dry vegetables.....	01	13	-41.8	-0.8	3.5	-11.5	-13.9	-1.7
Dry vegetables.....	01	1301	-0.9	-1.7	-1.4	1.0	1.7	1.0
Dry beans.....	01	13011	0.4	-2.1	-0.1	-0.1	1.6	0.4
Dry pinto beans.....	01	130110	4.9	-0.1	0.0	-0.5	2.7	3.1
Dry great northern beans.....	01	130111	20.0	0.0	0.0	0.0	5.0	0.0
Dry pea beans.....	01	130113	-16.8	-5.6	0.0	2.9	-1.6	-8.0
Dry kidney beans.....	01	130114	-16.1	-6.4	0.0	-3.8	0.7	-4.2
Dry small red beans.....	01	130115	—	—	—	—	—	—
Dry garbanzo beans.....	01	130116	13.4	0.0	0.0	0.0	2.4	0.0
Dry black beans.....	01	130117	-5.0	-5.3	-0.7	0.0	0.0	1.8
Dry peas and lentils.....	01	13012	-2.8	-1.0	-3.2	2.7	1.9	2.0
Dry peas.....	01	130120	-12.8	-2.7	-5.5	-0.7	0.3	2.9
Dry lentils.....	01	130121	19.8	2.4	1.1	9.0	4.4	0.7
Fresh vegetables, except potatoes.....	01	1302	-47.9	-3.4	6.5	-9.2	-3.5	3.5
Cabbage.....	01	130211	20.8	19.6	-11.7	-10.7	16.1	32.3
Carrots.....	01	130212	35.4	0.0	0.0	4.0	0.0	22.2
Celery.....	01	130213	35.7	-11.0	56.5	-80.3	14.8	18.1
Sweet corn.....	01	130214	-21.4	12.5	26.5	-39.2	6.4	14.8
Lettuce.....	01	130215	-76.9	-22.0	4.4	21.3	-35.6	16.4
Dry onions.....	01	130216	-23.7	39.2	0.4	-24.7	1.9	-16.0
Tomatoes.....	01	130217	-53.0	0.5	-18.2	-15.6	54.5	-33.9
Snap beans.....	01	130218	—	—	—	—	—	—
Asparagus.....	01	130221	—	-28.3	—	—	—	—

See footnotes at end of table.

Table 7. Producer price index percentage changes for commodity and service groupings and individual items, not seasonally adjusted — Continued
 [October 2023]

Title	Commodity code		Unadjusted 12-month percent change ¹	Unadjusted 1-month percent change ¹				
	Group code	Item code		Oct. 2022 to Oct. 2023 ^P	May to June	June to July ^P	July to Aug. ^P	Aug. to Sept. ^P
Broccoli.....	01	130222	-36.5	18.3	34.0	-16.4	3.9	17.9
Cauliflower.....	01	130223	62.6	-18.1	27.4	-30.7	92.4	76.1
Spinach.....	01	130224	-36.9	1.3	-5.7	25.7	-10.7	-14.9
Greens.....	01	130225	-0.1	6.6	-7.1	5.8	-7.5	5.8
Endive.....	01	130226	39.0	0.0	-3.4	-19.4	-9.1	64.5
Green peppers.....	01	130228	-17.7	-25.1	-10.2	41.5	-29.2	-1.2
Eggplant.....	01	130229	-14.6	-	-	-	-	0.6
Squash.....	01	130231	-29.5	184.7	4.6	10.2	52.3	-58.1
Beets.....	01	130232	-40.6	1.5	0.0	-5.1	0.4	10.1
Cucumbers.....	01	130234	-14.6	-18.8	68.9	-7.6	13.6	-11.2
Artichokes.....	01	130235	52.8	-4.2	-12.8	-4.9	10.4	31.9
Pumpkins.....	01	130236	-8.0	-	-	-	-	2.2
Sweet potatoes.....	01	1303	-8.2	4.4	-5.6	3.3	-0.5	3.6
Sweet potatoes.....	01	130301	-8.2	4.4	-5.6	3.3	-0.5	3.6
Potatoes.....	01	1306	-32.8	2.8	0.9	-17.6	-34.0	-15.0
Long white potatoes.....	01	130601	-	-	6.8	-	-	-
Round white potatoes.....	01	130602	-	-	-	0.0	-	-
Russet potatoes.....	01	130603	-36.4	-0.1	0.5	-20.0	-34.6	-16.9
Round red potatoes.....	01	130604	-16.4	76.6	-7.3	-25.3	-23.9	5.9
Round yellow potatoes.....	01	130605	-7.1	-	-	-	-32.9	-4.1
Tree nuts.....	01	19	-2.4	-2.8	0.7	2.1	-2.5	0.0
Tree nuts.....	01	1901	-2.4	-2.8	0.7	2.1	-2.5	0.0
Pecans.....	01	190101	0.0	0.0	0.0	0.0	0.0	0.0
Almonds.....	01	190102	-2.0	-4.1	0.0	3.2	-1.0	0.0
Filberts.....	01	190103	-1.1	-1.1	0.0	0.0	0.0	0.0
Walnuts.....	01	190104	6.7	0.0	6.7	0.0	0.0	0.0
Macadamias.....	01	190105	-26.7	0.0	-26.7	0.0	0.0	0.0
Pistachios.....	01	190106	-16.7	0.0	0.0	0.0	-16.7	0.0
Grains.....	01	2	-32.1	-0.1	-11.9	-6.9	-7.6	-2.4
Wheat.....	01	21	-33.0	-3.9	1.7	-7.9	-5.2	-6.0
Wheat.....	01	2101	-33.0	-3.9	1.7	-7.9	-5.2	-6.0
Hard red winter wheat.....	01	210101	-36.4	-8.7	2.3	-10.2	-3.7	-9.0
Hard red spring wheat.....	01	210102	-29.5	2.2	3.9	-7.2	-9.1	-7.1
Soft white wheat.....	01	210103	-22.2	8.5	-2.0	-8.0	-1.4	0.7
Soft red winter wheat.....	01	210104	-39.4	-0.3	-1.7	-7.5	-7.8	0.7
Hard amber durum wheat.....	01	210105	11.8	-3.7	10.2	34.8	-8.8	-1.4
Other grains.....	01	22	-32.7	0.6	-14.7	-7.2	-7.8	-1.6
Barley.....	01	2201	-24.4	-6.2	-7.0	2.7	-7.0	-5.4
Barley.....	01	220101	-24.4	-6.2	-7.0	2.7	-7.0	-5.4
Corn.....	01	2202	-32.8	0.7	-14.6	-7.4	-8.0	-1.8
Corn.....	01	220205	-32.8	0.7	-14.6	-7.4	-8.0	-1.8
Oats.....	01	2203	4.4	5.2	1.4	5.4	6.8	-3.8
Oats.....	01	220311	4.4	5.2	1.4	5.4	6.8	-3.8
Sorghum.....	01	2205	-33.9	0.8	-20.6	-6.1	-0.8	5.6
Sorghum.....	01	220501	-33.9	0.8	-20.6	-6.1	-0.8	5.6
Rough rice.....	01	23	-2.9	-1.4	1.6	1.4	-13.1	-2.5
Rough rice.....	01	2301	-2.9	-1.4	1.6	1.4	-13.1	-2.5
Rough rice.....	01	230103	-2.9	-1.4	1.6	1.4	-13.1	-2.5
Long grain rough rice.....	01	2301031	-7.3	-2.4	1.2	0.6	-7.7	-3.7
Medium/short grain rough rice.....	01	2301032	8.9	0.3	2.2	2.8	-22.2	0.0
Livestock.....	01	3	22.3	10.5	2.1	0.5	-2.2	-2.7
Slaughter cattle.....	01	31	28.8	6.7	-0.1	1.6	-0.2	-1.5
Slaughter steers and heifers.....	01	3101	25.9	6.6	-1.2	1.5	-0.3	0.0
Slaughter steers and heifers.....	01	310199	25.9	6.6	-1.2	1.5	-0.3	0.0
Slaughter cows and bulls.....	01	3102	46.3	7.5	4.7	1.9	0.1	-7.5
Slaughter cows and bulls.....	01	310299	46.3	7.5	4.7	1.9	0.1	-7.5
Slaughter vealers.....	01	3103	0.9	-0.7	1.3	1.3	2.4	0.4
Slaughter vealers.....	01	310399	0.9	-0.7	1.3	1.3	2.4	0.4
Slaughter hogs.....	01	32	-18.9	22.5	7.7	-3.1	-18.1	-6.5
Slaughter barrows and gilts.....	01	3201	-17.8	22.5	7.1	-4.0	-18.1	-5.7
Slaughter barrows and gilts.....	01	320199	-17.8	22.5	7.1	-4.0	-18.1	-5.7
Slaughter sows.....	01	3202	-53.5	18.8	64.7	55.3	-20.1	-36.4
Slaughter sows.....	01	320299	-53.5	18.8	64.7	55.3	-20.1	-36.4

See footnotes at end of table.

Table 7. Producer price index percentage changes for commodity and service groupings and individual items, not seasonally adjusted — Continued
 [October 2023]

Title	Commodity code		Unadjusted 12-month percent change ¹	Unadjusted 1-month percent change ¹				
	Group code	Item code		Oct. 2022 to Oct. 2023 ^P	May to June	June to July ^P	July to Aug. ^P	Aug. to Sept. ^P
Slaughter lambs.....	01	33	53.1	-1.4	-0.2	1.5	3.2	4.5
Slaughter lambs.....	01	3301	53.1	-1.4	-0.2	1.5	3.2	4.5
Slaughter lambs.....	01	330199	53.1	-1.4	-0.2	1.5	3.2	4.5
Feeder and replacement cattle.....	01	34	45.6	9.0	1.3	1.5	4.7	-2.4
Feeder and replacement cattle.....	01	3401	45.6	9.0	1.3	1.5	4.7	-2.4
Feeder and replacement cattle.....	01	340199	45.6	9.0	1.3	1.5	4.7	-2.4
Slaughter poultry.....	01	4	-13.4	-4.4	-11.1	-9.8	3.8	-4.0
Slaughter chickens.....	01	41	-8.2	-4.0	-12.2	-10.1	5.1	-3.0
Broilers and other meat type chickens.....	01	4102	-8.2	-4.0	-12.2	-10.1	5.1	-3.0
Slaughter chickens.....	01	410299	-8.2	-4.0	-12.2	-10.1	5.1	-3.0
Slaughter turkeys.....	01	42	-38.6	-7.2	-6.0	-8.9	-3.1	-11.4
Slaughter turkeys.....	01	4201	-38.6	-7.2	-6.0	-8.9	-3.1	-11.4
Slaughter turkeys.....	01	420199	-38.6	-7.2	-6.0	-8.9	-3.1	-11.4
Slaughter ducks.....	01	43	5.8	0.0	0.0	0.0	0.0	-0.3
Slaughter ducks.....	01	4301	5.8	0.0	0.0	0.0	0.0	-0.3
Slaughter ducks.....	01	430199	5.8	0.0	0.0	0.0	0.0	-0.3
Raw cotton.....	01	5	-13.3	0.5	-1.1	4.6	1.6	-1.5
Raw cotton.....	01	51	-13.3	0.5	-1.1	4.6	1.6	-1.5
Raw cotton.....	01	5101	-13.3	0.5	-1.1	4.6	1.6	-1.5
Raw cotton.....	01	510101	-13.3	0.5	-1.1	4.6	1.6	-1.5
Upland cotton.....	01	5101011	-10.3	0.6	-1.1	4.1	1.7	-1.7
Pima cotton.....	01	5101012	-40.0	0.0	0.0	10.8	0.0	0.0
Raw milk.....	01	6	-16.5	-7.3	-2.8	13.2	6.6	3.0
Raw milk.....	01	61	-16.5	-7.3	-2.8	13.2	6.6	3.0
Raw milk.....	01	6101	-16.5	-7.3	-2.8	13.2	6.6	3.0
Raw milk.....	01	610102	-16.5	-7.3	-2.8	13.2	6.6	3.0
Chicken eggs.....	01	7	-59.7	48.0	5.0	6.3	7.4	-10.8
Chicken eggs.....	01	71	-59.7	48.0	5.0	6.3	7.4	-10.8
Eggs for fresh use.....	01	7107	-55.6	33.8	0.3	9.8	8.1	-12.9
Eggs, jumbo.....	01	710701	-46.9	29.0	0.4	11.3	11.6	-2.7
Eggs, extra large.....	01	710702	-57.0	30.0	0.5	8.4	10.0	-17.2
Eggs, large.....	01	710703	-57.3	34.1	0.5	12.4	7.5	-14.7
Eggs, medium.....	01	710704	-46.8	39.7	-0.7	0.6	7.1	-0.5
Eggs, small.....	01	710705	-48.3	24.7	0.0	0.0	9.6	0.0
Breaker stock and checks and undergrades.....	01	7108	-65.5	88.5	14.7	0.0	6.1	-6.5
Breaker stock.....	01	710801	-64.8	87.8	13.9	0.0	6.1	-6.3
Checks and undergrades.....	01	710802	-70.4	93.8	21.0	0.0	6.1	-8.3
Hay, hayseeds, and oilseeds.....	01	8	-12.6	-3.5	6.7	-9.9	-0.2	-5.7
Hay and hayseeds.....	01	81	-27.6	4.1	0.3	-18.2	5.4	-4.7
Hay and hayseeds.....	01	8101	-27.6	4.1	0.3	-18.2	5.4	-4.7
Alfalfa hay.....	01	810101	-27.8	-9.8	-5.7	-14.5	9.0	-1.7
All other hay.....	01	810102	-27.2	23.6	6.4	-21.6	1.8	-7.8
Oilseeds.....	01	83	-9.6	-4.8	7.8	-8.5	-1.0	-5.9
Oilseeds.....	01	8301	-9.6	-4.8	7.8	-8.5	-1.0	-5.9
Peanuts.....	01	830111	-2.1	10.6	0.7	-1.2	-6.3	-3.0
Cottonseed.....	01	830121	-36.2	-16.1	0.4	2.5	1.9	2.1
Soybeans.....	01	830131	-8.7	-5.1	8.4	-9.2	-1.0	-6.3
Flaxseed.....	01	830151	-17.2	-	-	8.2	5.7	3.6
Sunflower.....	01	830161	-32.8	-8.4	0.5	-6.0	7.6	-6.9
Canola.....	01	830171	-15.8	-3.6	8.9	-5.1	-4.9	-3.9
Miscellaneous oil crops.....	01	830181	6.0	0.3	-0.5	-0.1	0.5	0.0
Processed foods and feeds.....	02	-	0.5	-0.3	-0.2	0.5	0.6	-0.3
Cereal and bakery products.....	02	1	2.9	-0.1	-0.1	-0.1	0.3	-0.2
Bakery products.....	02	11	4.9	0.4	0.1	0.1	1.0	0.0
Bread (white, wheat, rye, etc.), including frozen.....	02	1102	4.9	1.0	1.4	-0.5	1.1	-0.2
Bread (white, wheat, rye, etc.), including frozen.....	02	110201	4.9	1.0	1.4	-0.5	1.1	-0.2
White pan bread.....	02	11020111	3.8	0.4	2.0	-1.3	1.0	-0.6
White hearth bread (French, Italian, etc.).....	02	11020112	3.4	0.0	0.3	0.3	0.0	0.6
Dark wheat breads (whole wheat, cracked wheat, multigrain, etc.)....	02	11020113	7.3	1.5	3.2	0.0	-0.6	-0.4

See footnotes at end of table.

Table 7. Producer price index percentage changes for commodity and service groupings and individual items, not seasonally adjusted — Continued
 [October 2023]

Title	Commodity code		Unadjusted 12-month percent change ¹	Unadjusted 1-month percent change ¹				
	Group code	Item code	Oct. 2022 to Oct. 2023 ^P	May to June	June to July ^P	July to Aug. ^P	Aug. to Sept. ^P	Sept. to Oct. ^P
Other variety breads (rye, unleavened, raisin, potato, self-rising, salt-free, canned, etc.).....	02	11020114	6.1	2.3	-0.7	-0.1	3.3	0.0
Rolls (bread-type), muffins, bagels, and croissants.....	02	1105	6.2	0.1	-1.6	0.9	1.6	0.2
Rolls (bread-type), muffins, bagels, and croissants.....	02	110505	6.2	0.1	-1.6	0.9	1.6	0.2
Rolls, hamburger and wiener.....	02	11050501	4.8	-2.8	-2.3	0.0	2.8	0.3
All other rolls, bread-type (incl. muffins, bagels, and croissants).....	02	11050502	6.7	2.7	-1.0	1.6	0.7	0.2
Other sweet goods, excluding frozen.....	02	1107	7.3	0.0	0.0	0.0	0.2	0.0
Other sweet goods, excluding frozen.....	02	110703	7.3	0.0	0.0	0.0	0.2	0.0
Soft cakes, excluding frozen.....	02	1108	5.4	1.2	-0.4	0.7	2.3	-0.1
Soft cakes, excluding frozen.....	02	110803	5.4	1.2	-0.4	0.7	2.3	-0.1
Pies (fruit, cream, and custard), excluding frozen.....	02	1109	—	—	—	—	—	—
Pies (fruit, cream, and custard), excluding frozen.....	02	110903	—	—	—	—	—	—
Cookies, crackers, and related products.....	02	1121	2.7	0.0	0.0	0.0	0.0	0.0
Cookies, wafers, and ice cream cones and cups (excluding frozen).....	02	112103	3.8	0.0	0.0	0.0	0.0	0.0
Crackers, biscuits, and related products.....	02	112104	0.8	0.0	0.1	0.0	0.0	0.0
Saltines and all other crackers, cracker meal and crumbs, and biscuits.....	02	1121042	0.8	0.0	0.1	0.0	0.0	0.0
Retail bakery products, excluding retail trade.....	02	1130	5.9	0.0	1.8	-0.3	0.9	0.0
Retail bakery products, excluding retail trade.....	02	113001	5.9	0.0	1.8	-0.3	0.9	0.0
Flour and flour base mixes and doughs.....	02	12	-4.9	-1.7	0.1	-0.7	0.2	-0.2
Wheat flour.....	02	1203	-11.3	-4.7	0.1	-2.4	0.7	-1.1
Wheat flour.....	02	120301	-11.3	-4.7	0.1	-2.4	0.7	-1.1
Flour base mixes and doughs.....	02	1204	-0.4	0.0	0.1	0.2	-0.1	0.2
Flour base mixes and doughs.....	02	120401	-0.4	0.0	0.1	0.2	-0.1	0.2
Prepared flour mixes, including refrigerated and frozen doughs and batters, made in flour mills.....	02	1204011	0.7	-0.2	-0.7	-0.2	0.0	-0.3
Flour mixes, excluding cake mixes, made from purchased flour.....	02	1204013	-0.6	0.1	0.2	0.3	-0.1	0.3
Milled rice and byproducts.....	02	13	0.0	-0.1	-0.4	-0.9	-2.7	-1.6
Head rice.....	02	1301	1.9	-0.2	-0.6	-0.3	-2.3	-0.6
Head rice.....	02	130106	1.9	-0.2	-0.6	-0.3	-2.3	-0.6
Head rice not packaged with other ingredients.....	02	1301066	-0.3	-0.3	-0.8	-0.4	-2.9	-0.8
Milled rice (incl second heads, screenings, brewers, bran, sharps, rice flour, and byproducts).....	02	1302	-2.2	0.1	-0.2	-1.7	-3.2	-2.7
Milled rice (incl second heads, screenings, brewers, bran, sharps, rice flour, and byproducts).....	02	130201	-2.2	0.1	-0.2	-1.7	-3.2	-2.7
Cereal and pasta products.....	02	14	5.9	0.2	-0.4	-0.1	-0.5	-0.1
Dry macaroni, spaghetti, and egg noodle products, made from purchased flour.....	02	1402	0.1	0.0	-2.0	0.0	0.0	1.2
Dry macaroni, spaghetti, and egg noodle products, made from purchased flour.....	02	140203	0.1	0.0	-2.0	0.0	0.0	1.2
Dry macaroni, spaghetti, and egg noodle products, made from purchased flour.....	02	14020303	0.1	0.0	-2.0	0.0	0.0	1.2
Cereal and mill products, other than flour.....	02	1409	7.3	0.2	-0.1	-0.2	-0.6	-0.4
Manufactured starch, made by wet milling.....	02	140907	40.7	-0.2	-2.8	0.7	-1.3	1.2
Wheat mill products, corn mill products, and other grain mill products except flour.....	02	140908	-10.8	-0.8	-1.3	-0.9	-1.2	-1.9
Wheat mill products, except flour.....	02	1409081	-13.9	-4.4	-0.1	-5.8	-1.1	-2.7
Corn mill products.....	02	1409082	-6.0	1.1	-1.2	2.9	-1.8	-1.3
Other grain mill products.....	02	1409083	-11.0	0.3	-3.5	-2.5	0.1	-2.5
Breakfast cereal.....	02	140909	11.1	1.0	1.8	0.0	0.0	0.0
Meats, poultry, and fish.....	02	2	3.2	1.3	-0.3	-0.7	1.6	-0.7
Meats.....	02	21	10.8	2.3	0.8	-1.3	0.6	-0.6
Beef and veal products, fresh or frozen.....	02	2101	27.0	4.4	-4.1	-3.4	1.1	-0.4
Beef, fresh/frozen variety meats, not canned or made into sausage, made in slaughtering plants.....	02	210126	15.7	0.1	-1.6	1.0	1.2	-1.8
Beef, fresh/frozen whole/half carcass, not canned or made into sausage, misp.....	02	210131	28.2	14.2	-8.7	5.0	0.6	3.7
Beef, fresh/frozen, primal and subprimal cuts, made in slaughtering plants.....	02	210133	27.7	3.9	-3.9	-4.6	1.2	-0.7
Lamb/mutton, fresh or frozen, not canned or made into sausage, made in slaughtering plants.....	02	2103	67.6	-0.7	-0.2	0.1	0.8	2.6
Lamb/mutton, fresh or frozen, not canned or made into sausage, made in slaughtering plants.....	02	210321	67.6	-0.7	-0.2	0.1	0.8	2.6
Pork products, fresh, frozen, or processed, except sausage.....	02	2104	-3.7	0.4	8.0	-0.1	1.4	0.7
Pork, fresh/frozen, unprocessed, all cuts, except sausage, made in slaughtering plants.....	02	210444	-6.5	4.5	12.8	-2.8	-2.3	2.3
Pork, processed or cured, not canned or made into sausage.....	02	210447	-0.8	-3.4	3.1	3.0	5.4	-0.9

See footnotes at end of table.

Table 7. Producer price index percentage changes for commodity and service groupings and individual items, not seasonally adjusted — Continued
 [October 2023]

Title	Commodity code		Unadjusted 12-month percent change ¹	Unadjusted 1-month percent change ¹				
	Group code	Item code		Oct. 2022 to Oct. 2023 ^P	May to June	June to July ^P	July to Aug. ^P	Aug. to Sept. ^P
Pork, processed or cured, not canned or made into sausage, made in slaughtering plants.....	02	2104471	5.6	1.2	-1.9	5.8	2.1	-0.4
Pork, processed or cured, not canned or made into sausage, mfpc. . .	02	2104472	-2.8	-5.0	4.8	2.0	6.6	-1.1
Pork, sweet-pickled, dry-cured, or dry salt, not canned or made into sausage, mfpc.....	02	21044721	-1.4	0.1	0.2	-0.1	-0.4	-0.8
Smoked hams and picnics, excluding canned, made from purchased carcasses.....	02	21044722	2.0	-16.0	21.6	-1.4	1.5	-0.7
Smoked slab bacon, made from purchased carcasses.....	02	21044723	-23.7	-1.3	-1.1	10.8	-3.7	-5.7
Smoked sliced bacon, made from purchased carcasses.....	02	21044724	-3.3	-1.1	-1.9	3.5	16.3	-0.8
Other smoked pork, not canned or made into sausage, made from purchased carcasses.....	02	21044725	-4.7	-1.3	-0.2	-0.2	0.7	-0.2
Boiled ham, barbecue pork, and other cooked pork, excluding canned meats and sausage, mfpc.....	02	21044726	-2.8	-2.6	5.9	3.5	1.1	-1.2
Other meats, fresh, frozen, or canned.....	02	2105	3.5	0.8	2.7	0.6	-0.5	-1.8
Fresh/processed sausage, deli & cooked meats, etc.....	02	210503	-2.6	0.4	1.8	3.3	-1.8	-2.2
Fresh and processed sausage, deli, and cooked meats, made in slaughtering plants.....	02	2105031	-0.8	1.7	0.4	-0.2	4.4	2.8
Fresh and processed sausage, deli, and cooked meats, mfpc.....	02	2105032	-3.0	0.2	2.0	3.8	-2.5	-2.9
Fresh sausage (pork sausage, breakfast links, etc.), excluding canned, mfpc.....	02	21050321	-13.2	0.6	4.8	6.9	-3.8	-12.0
Dry or semidry sausage (salami, cervelat, pepperoni, summer sausage, pork roll, etc), mfpc.....	02	21050322	1.0	-0.2	-0.2	4.3	0.7	-0.8
Frankfurters, including wieners, excluding canned, made from purchased carcasses.....	02	21050323	2.3	-0.3	0.8	-0.1	0.3	0.2
Other sausage (smoked or cooked) & jellied goods & similar preparations, excluding canned, mfpc.....	02	21050324	2.4	0.6	2.1	1.0	-8.3	7.3
Boxed meat (beef, pork, lamb, etc.), made from purchased carcasses...	02	210504	4.0	-1.1	3.3	0.3	0.4	-0.5
Canned meats, excluding dog, cat, and baby food.....	02	210579	0.7	2.9	-0.4	0.2	-0.4	-1.8
Frozen ground meat patties and other processed, frozen, or cooked meats, mfpc.....	02	210586	9.8	1.5	3.7	-1.7	0.2	-1.9
Processed poultry.....	02	22	-8.4	-0.3	-3.2	1.1	4.9	-0.9
Young chickens, including bulk, chilled, frozen, whole, and in parts.....	02	2203	-2.7	-0.2	-2.1	0.6	4.7	-0.9
Young chickens, including bulk, chilled, frozen, whole, and in parts.....	02	220333	-2.7	-0.2	-2.1	0.6	4.7	-0.9
Turkeys, including frozen, whole, and in parts.....	02	2206	-39.5	-7.4	-3.1	-3.2	-2.5	-3.4
Turkeys, including frozen, whole, and in parts.....	02	220611	-39.5	-7.4	-3.1	-3.2	-2.5	-3.4
Canned, cooked, smoked or prepared poultry.....	02	2208	-1.9	2.8	-5.9	4.2	9.5	-0.2
Canned, cooked, smoked or prepared poultry.....	02	220811	-1.9	2.8	-5.9	4.2	9.5	-0.2
Chicken hens and other poultry/small game.....	02	2209	9.2	0.1	-0.3	0.0	0.0	0.6
Other poultry/small game (duck, goose, rabbit, etc.).....	02	220911	2.5	0.2	-1.1	0.0	0.0	0.6
Unprocessed and prepared seafood.....	02	23	-7.2	-0.9	1.2	-1.9	-0.9	-0.8
Unprocessed finfish.....	02	2301	-13.9	-17.6	12.3	-2.1	-8.0	-1.1
Haddock.....	02	230101	-21.5	-40.4	38.7	-18.8	-4.4	6.7
Halibut.....	02	230102	-42.1	3.5	32.3	-10.3	-9.1	-12.6
Flounder.....	02	230131	-24.0	3.2	-28.3	71.8	-44.5	-11.7
Cod.....	02	230132	-14.8	-15.6	12.9	37.3	-38.7	-6.9
Pollock.....	02	230133	15.6	-25.6	55.2	-23.7	10.4	3.2
Rockfish.....	02	230135	-	-	-	-	-	-
Tuna.....	02	230136	-11.5	3.4	16.5	-28.6	15.2	-13.9
Other finfish.....	02	230199	-35.1	-19.4	-11.8	15.2	-11.1	1.5
Unprocessed shellfish.....	02	2305	-8.8	5.8	-1.6	-4.7	0.8	1.7
Shrimp.....	02	230501	-30.2	-5.5	0.0	-3.9	-2.0	-0.7
Crabs.....	02	230502	-	38.2	-7.7	-14.4	-	-
Lobsters.....	02	230503	0.6	-20.2	10.1	3.1	3.5	0.0
Clams.....	02	230504	-0.4	0.0	0.0	0.0	0.0	-1.0
Oysters.....	02	230505	0.0	0.0	0.0	0.0	0.0	0.0
Sea scallops.....	02	230506	-8.4	0.0	-2.0	0.6	0.3	7.0
Mussels.....	02	230507	18.2	0.0	0.0	0.0	0.0	0.0
Prepared fresh and frozen seafood.....	02	2306	-4.3	0.5	0.3	-1.4	-0.1	-0.8
Prepared fresh fish/seafood, inc. surimi/surimi-based products.....	02	230601	-4.1	-0.2	0.6	-0.8	1.1	-1.2
Prepared frozen fish.....	02	230602	-8.9	-2.7	-1.0	-1.2	-0.6	-2.0
Prepared frozen shellfish.....	02	230603	-17.5	-0.5	-1.4	-4.5	-0.9	2.0
Other prepared fresh and frozen seafood.....	02	230604	28.9	12.8	4.2	-0.2	0.0	0.7
Dairy products.....	02	3	-6.2	-2.1	-1.4	2.4	1.6	1.5
Fluid milk products.....	02	31	0.1	-1.7	-0.3	-0.1	2.9	2.9
Packaged fluid milk and related products.....	02	3103	-1.5	-2.8	-1.0	-1.1	3.7	2.8
Fluid whole milk.....	02	310301	-2.6	-3.4	-1.1	-1.5	4.5	2.3
Reduced fat and lowfat milk (1/2-2).....	02	310302	-1.2	-3.6	-1.6	-1.6	4.4	2.0

See footnotes at end of table.

Table 7. Producer price index percentage changes for commodity and service groupings and individual items, not seasonally adjusted — Continued
 [October 2023]

Title	Commodity code		Unadjusted 12-month percent change ¹	Unadjusted 1-month percent change ¹				
	Group code	Item code		Oct. 2022 to Oct. 2023 ^P	May to June	June to July ^P	July to Aug. ^P	Aug. to Sept. ^P
Fat free or skim milk.....	02	310303	2.4	-4.1	-2.0	-1.7	3.9	3.4
Other fluid milk related products, packaged, incl. cartons, bottles, cans, and dispenser cans.....	02	310304	-2.3	-0.1	0.4	0.3	1.6	4.5
Cottage cheese.....	02	3104	-0.2	0.7	-0.3	0.4	0.1	0.9
Cottage cheese.....	02	310401	-0.2	0.7	-0.3	0.4	0.1	0.9
Other milk products.....	02	3105	3.7	-0.4	-0.2	-0.2	0.8	0.7
Other milk products.....	02	310501	3.7	-0.4	-0.2	-0.2	0.8	0.7
Yogurt, excluding frozen.....	02	3105011	3.3	0.0	0.2	0.0	-0.1	-0.2
Other packaged milk products.....	02	3105012	4.8	-1.1	-0.7	-0.6	2.4	2.2
Bulk fluid milk and cream.....	02	3106	-1.0	-0.9	1.2	2.5	4.1	6.5
Bulk fluid milk and cream.....	02	310601	-1.0	-0.9	1.2	2.5	4.1	6.5
Butter.....	02	32	5.2	-1.5	3.1	8.8	0.7	23.6
Butter.....	02	3201	5.2	-1.5	3.1	8.8	0.7	23.6
Butter.....	02	320114	5.2	-1.5	3.1	8.8	0.7	23.6
Natural, processed, and imitation cheese.....	02	33	-7.0	-2.4	-2.7	6.7	1.3	-1.6
Natural cheese, except cottage cheese.....	02	3302	-6.1	-2.7	-2.2	6.5	1.3	-1.5
Natural cheese, except cottage cheese.....	02	330212	-6.1	-2.7	-2.2	6.5	1.3	-1.5
Natural cheese, except lowfat, shipped in consumer packages or containers (3 lbs or less).....	02	3302121	-2.6	-0.3	0.0	-0.6	0.0	0.3
Natural cheese, except lowfat, shipped in packages or containers (more than 3 lbs) or bulk.....	02	3302122	-9.6	-4.7	-4.1	13.0	2.3	-3.3
Lowfat natural cheese, except cottage cheese, shipped in consumer packages (3 lbs. or less).....	02	3302123	0.6	-0.1	0.2	0.2	0.4	-0.1
Lowfat natural cheese, except cottage cheese, shipped in packages (more than 3 lbs.) or in bulk.....	02	3302124	-10.3	-7.0	-6.2	20.8	3.5	-3.4
Processed cheese and related products.....	02	3303	-9.9	-1.0	-5.2	8.5	1.2	-2.3
Process cheese and related products.....	02	330312	-9.9	-1.0	-5.2	8.5	1.2	-2.3
Process cheese, shipped in consumer packages or containers (3 lbs. or less).....	02	3303121	-9.7	-0.3	-4.1	7.6	0.8	-4.1
All other process cheese and related products.....	02	3303122	-10.1	-1.5	-6.2	9.2	1.6	-0.8
Process cheese shipped in packages or containers (more than 3 lbs.) or in bulk.....	02	33031221	-2.2	-3.6	-4.4	-0.8	1.2	10.5
Cheese food, spread, and other related products.....	02	33031225	-18.1	0.5	-8.0	19.2	1.9	-10.3
Cheese substitutes and imitations.....	02	3304	-0.5	0.0	0.0	0.0	0.0	0.0
Cheese substitutes and imitations.....	02	330401	-0.5	0.0	0.0	0.0	0.0	0.0
Raw liquid whey.....	02	3307	-34.5	-4.0	-3.9	-0.7	1.3	4.5
Raw liquid whey.....	02	330701	-34.5	-4.0	-3.9	-0.7	1.3	4.5
Ice cream and frozen desserts.....	02	34	1.8	0.0	0.1	0.0	0.1	0.2
Ice cream and frozen desserts.....	02	3402	1.8	0.0	0.1	0.0	0.1	0.2
Ice cream and frozen desserts.....	02	340201	1.8	0.0	0.1	0.0	0.1	0.2
Ice cream, excl. lowfat and nonfat (incl. custards), shipped in bulk (containers 3 gal or more).....	02	3402011	1.0	0.1	-0.1	-0.1	0.2	1.4
Ice cream, incl. custards (excl. lowfat and nonfat) shipped in sizes less than 3 gallons.....	02	3402012	1.9	-0.1	0.1	0.2	0.0	0.0
Ice cream, including custards (excluding lowfat and nonfat), novelty forms.....	02	3402013	1.3	0.2	0.0	0.0	0.1	0.3
Ice cream, including custards, lowfat and nonfat.....	02	3402014	1.3	0.0	0.0	0.0	0.0	0.0
Frozen desserts containing fats other than butterfat (incl. soy, rice, almond, oats, etc.).....	02	3402016	-	0.8	0.0	0.1	-0.2	0.2
Other frozen desserts (yogurt, sherbet, water ices, mellorine, frozen pudding, gelato, etc.).....	02	3402019	3.3	0.1	0.5	-0.4	0.2	0.2
Dry, condensed, and evaporated milk products.....	02	35	-23.9	-3.4	-2.9	-3.5	0.4	-0.9
Dry milk products, including feed grade.....	02	3502	-29.6	-4.4	-4.0	-5.1	0.3	-1.7
Dry milk products, including feed grade.....	02	350201	-29.6	-4.4	-4.0	-5.1	0.3	-1.7
Liquid milk products.....	02	3503	-12.3	-1.7	-0.5	0.3	-0.3	0.9
Consumer-type canned milk products.....	02	350301	-1.0	-0.2	0.0	0.0	0.3	0.0
Bulk liquid milk products, including feed grade.....	02	350303	-34.0	-5.3	-1.8	1.1	-1.6	3.3
Ice cream mixes and related products.....	02	3505	-2.1	-0.3	0.2	0.0	2.2	0.5
Ice cream mixes and related products.....	02	350502	-2.1	-0.3	0.2	0.0	2.2	0.5
Processed fruits and vegetables.....	02	4	11.6	1.0	0.5	0.4	2.0	0.7
Canned fruits and juices.....	02	41	10.4	0.0	0.9	0.1	1.2	0.7
Canned fruits, excluding baby foods.....	02	4101	5.3	-0.1	2.1	0.0	0.3	0.2
Canned fruits, excluding baby foods.....	02	410105	5.3	-0.1	2.1	0.0	0.3	0.2
Canned and fresh fruit juices, nectars, and concentrates.....	02	4102	13.6	0.1	0.1	0.2	1.8	1.1
Canned and fresh fruit juices, nectars, and concentrates.....	02	410239	13.6	0.1	0.1	0.2	1.8	1.1
Frozen fruits, juices and ades.....	02	42	20.1	-1.1	-0.8	1.2	6.4	3.8

See footnotes at end of table.

Table 7. Producer price index percentage changes for commodity and service groupings and individual items, not seasonally adjusted — Continued
 [October 2023]

Title	Commodity code		Unadjusted 12-month percent change ¹	Unadjusted 1-month percent change ¹				
	Group code	Item code		Oct. 2022 to Oct. 2023 ^P	May to June	June to July ^P	July to Aug. ^P	Aug. to Sept. ^P
Frozen fruits.....	02	4202	-15.3	-2.3	-1.7	2.7	-0.6	-5.9
Frozen fruits.....	02	420209	-15.3	-2.3	-1.7	2.7	-0.6	-5.9
Canned vegetables and juices.....	02	44	9.2	-0.3	0.8	0.5	1.5	0.5
Canned vegetables and juices.....	02	4401	9.2	-0.3	0.8	0.5	1.5	0.5
Canned vegetables.....	02	440102	5.9	-0.7	1.3	0.2	0.3	0.0
Canned catsup and other tomato based sauces.....	02	440127	12.2	-0.1	0.4	0.9	2.4	1.0
Frozen vegetables.....	02	45	15.5	4.5	0.2	0.6	3.1	0.0
Frozen potato products (French-fried, patties, puffs, etc.).....	02	4502	27.1	8.0	0.4	0.7	5.4	0.0
Frozen potato products (French-fried, patties, puffs, etc.).....	02	450202	27.1	8.0	0.4	0.7	5.4	0.0
Frozen vegetables, other than potato products.....	02	4505	1.2	-0.1	-0.1	0.6	-0.1	0.0
Frozen vegetables, other than potato products.....	02	450509	1.2	-0.1	-0.1	0.6	-0.1	0.0
Dried and dehydrated food.....	02	48	8.8	0.2	0.2	0.1	0.0	1.1
Dried and dehydrated food.....	02	4801	8.8	0.2	0.2	0.1	0.0	1.1
Dried and dehydrated food.....	02	480101	8.8	0.2	0.2	0.1	0.0	1.1
Soup mixes (including dried/dehydrated/freeze-dried) and bouillon....	02	48010101	-3.2	0.0	-0.6	-4.6	0.0	0.0
Dried and dehydrated fruits and vegetables, including freeze-dried. ...	02	48010102	10.2	0.3	0.4	1.9	0.0	0.1
Sugar and confectionery.....	02	5	4.7	1.1	0.7	0.1	-1.2	0.1
Raw cane sugar and sugar cane mill products and byproducts.....	02	52	15.6	6.9	-1.8	0.6	-0.3	4.1
Raw cane sugar and sugarcane mill products and byproducts.....	02	5201	15.6	6.9	-1.8	0.6	-0.3	4.1
Raw cane sugar and sugarcane mill products and byproducts.....	02	520106	15.6	6.9	-1.8	0.6	-0.3	4.1
Refined sugar products and byproducts.....	02	53	6.4	0.8	0.8	1.1	-2.3	0.9
Refined sugar products and byproducts.....	02	5307	6.4	0.8	0.8	1.1	-2.3	0.9
Refined granulated cane sugar and byproducts.....	02	530701	8.3	1.0	1.5	0.2	1.1	0.0
Beet sugar.....	02	530702	4.6	0.7	0.1	2.0	-5.7	1.9
Confectionery materials.....	02	54	15.1	1.0	1.1	1.5	-2.0	-0.6
Confectionery materials.....	02	5401	15.1	1.0	1.1	1.5	-2.0	-0.6
Corn sweeteners, made by wet milling.....	02	540107	15.4	1.1	0.5	0.9	-4.0	-0.1
Chocolate coatings, made from cacao beans.....	02	540108	11.8	0.7	1.4	2.2	1.2	-0.6
Other chocolate and cocoa products, made from cacao beans.....	02	540109	18.3	0.8	2.2	2.7	1.6	-1.7
Confectionery end products.....	02	55	0.9	0.7	0.8	-0.6	-0.7	-0.2
Candy and nuts.....	02	5503	0.7	0.7	0.9	-0.6	-0.8	-0.2
Chocolate and chocolate-type confectionery products.....	02	550301	2.7	1.3	-0.3	0.1	0.4	-0.5
Chocolate/chocolate-type confectionery prods, cacao beans.....	02	5503011	7.4	0.0	0.0	0.0	0.1	0.0
Chocolate/confectionery products, made from purchased chocolate, not retailed.....	02	5503014	1.8	1.5	-0.4	0.2	0.5	-0.6
Nonchocolate-type confectioneries.....	02	550302	5.3	0.4	0.2	0.4	0.5	0.0
Nuts and seeds (salted, roasted, cooked or blanched).....	02	550304	-5.6	0.4	2.9	-2.4	-3.4	-0.1
Nuts (salted, roasted, cooked, or blanched), sold in bulk.....	02	5503041	-7.6	0.5	3.1	-2.7	-3.9	0.0
Canned nuts (salted, roasted, cooked, or blanched).....	02	5503042	-3.0	-2.4	3.9	-3.4	4.1	-1.7
All other packaged nuts, including all types of seeds (salted, roasted, cooked, or blanched).....	02	5503043	-1.6	0.5	-1.4	2.4	0.7	-0.6
Other confectionery-type products.....	02	550305	4.8	0.0	0.0	0.0	0.0	0.0
Beverages and beverage materials.....	02	6	4.7	0.1	-0.7	1.1	-0.1	0.2
Alcoholic beverages.....	02	61	2.5	-0.5	-0.2	0.1	0.4	0.2
Malt beverages.....	02	6101	1.3	-0.1	-0.1	0.0	0.4	0.6
Bottled beer and ale.....	02	610101	1.0	-0.1	-0.3	-0.1	0.0	1.4
Canned beer and ale.....	02	610103	1.0	0.0	0.0	-0.1	0.2	0.0
Beer and ale in barrels and kegs.....	02	610105	2.4	-0.2	0.0	0.0	1.0	0.8
All other malt beverages and brewing products.....	02	610108	-0.4	0.1	-0.2	0.3	-0.8	0.1
Distilled and bottled liquor, excluding brandy.....	02	6102	0.3	-2.7	-0.4	0.0	0.0	-0.1
Distilled liquor, excluding brandy.....	02	610202	0.1	-5.4	-0.9	0.0	0.0	0.0
Distilled whiskey, all other distilled liquor, excluding brandy.....	02	6102022	-3.5	-5.4	-0.9	0.0	0.0	0.0
Bottled liquor, excluding brandy.....	02	610204	0.5	-0.1	0.0	0.0	0.0	-0.2
Bottled whiskey.....	02	6102041	0.7	-0.1	0.0	0.0	0.0	0.0
Bottled gin, vodka, rum, cordials, cocktails, and similar compounds...	02	6102042	0.6	0.0	0.0	0.1	0.0	-0.5
Wines, brandy, and brandy spirits.....	02	6104	6.2	0.1	-0.2	0.3	0.6	0.0
Wines, brandy, and brandy spirits.....	02	610441	6.2	0.1	-0.2	0.3	0.6	0.0
Wines, white, red & rose grape, and other fruit, 14 percent or less alcohol.....	02	6104411	1.9	0.1	-0.3	0.2	0.7	-0.1
Wines, white grape, 14 percent or less alcohol content.....	02	61044111	3.1	0.0	0.0	0.0	1.4	0.4
Wines, red grape, 14 percent or less alcohol content.....	02	61044112	0.8	0.2	-0.5	0.5	0.0	-0.7
Wines, rose grape & other fruits & berries, 14 percent or less alcohol.....	02	61044113	0.3	0.0	0.0	0.0	0.0	0.0

See footnotes at end of table.

Table 7. Producer price index percentage changes for commodity and service groupings and individual items, not seasonally adjusted — Continued
 [October 2023]

Title	Commodity code		Unadjusted 12-month percent change ¹	Unadjusted 1-month percent change ¹				
	Group code	Item code		Oct. 2022 to Oct. 2023 ^P	May to June	June to July ^P	July to Aug. ^P	Aug. to Sept. ^P
Wines, dessert, effervescent, and wine coolers.....	02	6104412	10.0	0.0	0.0	1.9	-0.2	4.2
Other wines, brandy, and brandy spirits.....	02	6104413	20.0	0.5	0.2	0.0	0.0	-0.8
Soft drinks.....	02	62	5.7	0.7	-1.8	0.9	-0.8	0.3
Soft drinks, non-carbonated and bottled water.....	02	6206	4.8	0.4	-3.8	1.6	-0.9	0.2
Bottled water, non-carb, processed or pasteurized.....	02	620608	3.7	-0.7	-0.5	2.7	-0.4	-1.9
Soft drinks, non-carbonated.....	02	620609	5.8	1.0	-5.5	1.0	-1.2	1.4
Soft drinks, non-carbonated, all other types.....	02	6206093	6.7	0.7	-0.2	-0.1	0.6	0.4
Soft drinks, non-carbonated, fruit drinks, cocktails, ades.....	02	6206094	3.1	1.1	-8.1	1.7	-2.1	2.0
Soft drinks, bottle/can, carbonated, all types.....	02	6210	6.4	0.9	-0.2	0.4	-0.7	0.4
Soft drinks, bottle/can, carbonated, all types.....	02	621001	6.4	0.9	-0.2	0.4	-0.7	0.4
Packaged beverage materials.....	02	63	8.6	-0.1	0.0	6.8	0.1	-0.2
Coffee (whole bean, ground, & instant).....	02	6301	8.2	-0.1	0.0	7.5	0.1	-0.2
Coffee, concentrated, including coffee substitutes.....	02	630103	2.9	0.0	0.0	2.9	0.0	0.0
Roasted coffee.....	02	630104	8.4	-0.1	0.0	7.6	0.1	-0.2
Tea in consumer packages, exc. canned ice tea.....	02	6303	13.8	-0.1	0.2	0.8	0.1	-0.3
Tea in consumer packages, exc. canned ice tea.....	02	630313	13.8	-0.1	0.2	0.8	0.1	-0.3
Other beverage materials.....	02	64	6.3	0.3	1.7	0.0	0.0	0.0
Other beverage materials.....	02	6401	6.3	0.3	1.7	0.0	0.0	0.0
Malt and malt byproducts.....	02	640101	10.1	-0.6	0.0	0.0	0.0	0.1
Liquid beverage bases, excluding use by soft drink bottlers.....	02	640109	3.3	1.2	0.0	0.0	0.0	0.0
Fats and oils.....	02	7	-17.6	-5.6	1.1	5.1	0.6	-0.1
Shortening, cooking oil, and margarine.....	02	78	-12.0	-0.7	2.8	0.0	-0.9	-2.9
Shortening, cooking oil, and margarine.....	02	7801	-12.0	-0.7	2.8	0.0	-0.9	-2.9
Margarine, butter blends, and butter substitutes.....	02	780109	-	-0.4	-0.7	-4.0	-1.0	-
Shortening and cooking oils.....	02	780115	-13.4	-0.7	3.7	1.0	-0.9	-3.5
Other oilseed processing.....	02	7A	-24.0	-6.2	-0.5	4.3	0.0	3.7
Other oilseed processing.....	02	7A01	-24.0	-6.2	-0.5	4.3	0.0	3.7
Cotton linters.....	02	7A0104	-51.1	-1.1	-1.3	-12.7	-35.4	-1.9
Cottonseed cake, meal, hulls, and other byproducts.....	02	7A0105	-19.0	-4.3	0.3	-2.0	-1.3	-0.3
Cottonseed cake and meal.....	02	7A01051	-22.6	-1.5	0.4	-2.6	-6.5	-0.5
Other crude and refined vegetable oils and other vegetable mill products.....	02	7A0106	-2.8	-1.9	-0.4	0.8	0.4	0.0
Other crude vegetable oils, including linseed, peanut, sunflower, safflower, etc.....	02	7A01061	-2.4	-0.9	-0.2	0.9	0.1	0.0
Other vegetable oil mill products, including all oil seed cake and meal.....	02	7A01063	-4.1	-2.8	-0.7	0.7	0.6	0.0
Corn oil, crude and refined.....	02	7B	-13.2	-	-	-	8.4	-2.3
Corn oil, made by wet milling.....	02	7B01	-13.2	-	-	-	8.4	-2.3
Corn oil, made by wet milling.....	02	7B0101	-13.2	-	-	-	8.4	-2.3
Miscellaneous processed foods.....	02	8	-0.5	-1.3	-0.3	0.9	0.0	-0.4
Canned jams, jellies, and preserves.....	02	81	1.9	0.2	0.1	0.1	0.1	-0.2
Canned jams, jellies, and preserves.....	02	8101	1.9	0.2	0.1	0.1	0.1	-0.2
Canned jams, jellies, and preserves.....	02	810102	1.9	0.2	0.1	0.1	0.1	-0.2
Pickles and other pickled products, including horseradish.....	02	82	-0.8	-0.9	0.0	0.6	0.0	-1.2
Pickles and other pickled products.....	02	8201	-0.8	-0.9	0.0	0.6	0.0	-1.2
Pickles and other pickled products, including horseradish.....	02	820106	-0.8	-0.9	0.0	0.6	0.0	-1.2
Specialty canning.....	02	84	8.3	0.1	-4.2	9.8	0.0	0.0
Specialty canning.....	02	8401	8.3	0.1	-4.2	9.8	0.0	0.0
Canned dry beans.....	02	840102	12.2	-0.2	0.0	0.0	0.2	0.0
Canned soups and stews, excluding frozen and seafood.....	02	840104	0.6	0.1	0.0	-0.1	0.0	0.0
Canned baby foods and other canned specialties/nationality foods.....	02	840105	26.5	0.3	-17.5	47.6	0.0	0.0
Frozen specialty food.....	02	85	3.6	-0.3	-0.1	0.1	-0.2	0.0
Frozen specialty food.....	02	8501	3.6	-0.3	-0.1	0.1	-0.2	0.0
Frozen cakes, pies, and other pastries.....	02	850109	5.8	-0.1	-0.2	0.5	-0.2	0.0
Frozen dinners (beef, pork, and poultry pies) and nationality foods, incl. frozen pizza.....	02	850111	3.1	-0.1	0.0	0.0	-0.1	0.0
Other frozen specialties, incl. all whipped topping, waffles, soups, etc., excluding seafood.....	02	850113	2.1	-1.4	-0.5	0.2	-0.7	0.0
Prepared sauces, except tomato.....	02	86	11.6	-0.5	7.3	0.0	0.0	0.0
Prepared sauces, excluding tomato-based sauces and sauces comprised of 20 percent or more meat.....	02	8601	11.6	-0.5	7.3	0.0	0.0	0.0
Prepared sauces, excluding tomato-based sauces and sauces comprised of 20 percent or more meat.....	02	860103	11.6	-0.5	7.3	0.0	0.0	0.0

See footnotes at end of table.

Table 7. Producer price index percentage changes for commodity and service groupings and individual items, not seasonally adjusted — Continued
 [October 2023]

Title	Commodity code		Unadjusted 12-month percent change ¹	Unadjusted 1-month percent change ¹				
	Group code	Item code		Oct. 2022 to Oct. 2023 ^P	May to June	June to July ^P	July to Aug. ^P	Aug. to Sept. ^P
Other miscellaneous processed foods.....	02	89	3.3	-0.5	-0.4	0.4	0.2	-0.4
Other miscellaneous processed foods.....	02	8901	3.3	-0.5	-0.4	0.4	0.2	-0.4
Mayonnaise, salad dressings, and sandwich spreads.....	02	890102	0.7	-0.2	0.7	0.0	-0.2	0.0
Dry mix food preparations.....	02	890148	3.3	0.0	0.0	0.7	0.5	0.0
Perishable non-frozen prepared food, including tortillas.....	02	890149	-4.4	-0.7	-2.1	0.7	1.1	-1.8
Perishable prepared foods.....	02	8901492	-6.6	-0.8	-2.7	0.7	1.0	-2.4
Flavoring extracts, emulsions, liquid flavors, and food colorings.....	02	890151	1.9	0.0	0.0	0.0	0.0	0.0
Other flavoring agents, except chocolate syrup.....	02	890154	3.4	-2.4	0.1	0.2	-1.3	0.0
Soft drink flavoring syrup, sold in bulk.....	02	89015411	7.8	0.0	0.0	0.0	0.0	0.0
Other flavoring agents (except chocolate syrups).....	02	89015412	2.5	0.0	0.0	0.0	0.0	0.0
Table salt (evaporated), pepper (white and black), and other spices.....	02	890156	0.4	0.3	-0.1	-0.2	-0.3	0.2
Pepper and other spices in commercial sizes (1 lb or more).....	02	8901566	-0.4	0.6	-0.2	0.0	-1.3	0.8
Peanut butter.....	02	890158	6.7	3.8	-2.0	0.4	1.8	0.2
Ice.....	02	890161	11.3	0.1	0.8	0.0	0.5	0.0
Dairy product alternatives, including plant-based.....	02	890162	7.7	2.6	0.0	0.0	0.0	0.3
Dry, condensed, and evaporated dairy product alternatives, including plant-based.....	02	8901621	-	5.7	0.0	0.0	0.0	0.6
Liquid dairy product alternatives.....	02	8901622	6.4	0.0	0.0	0.0	0.0	0.0
Perishable beverage dairy milk alternatives, including plant-based.....	02	89016221	-	-	-	-	-	0.0
All other liquid dairy product alternatives, including plant-based.....	02	89016222	-	-	-	-	-	0.0
Chips (potato, corn, etc.).....	02	890172	11.9	-0.1	-0.1	0.4	0.0	-0.2
Potato chips and sticks, plain and flavored.....	02	8901721	15.3	-0.1	-0.1	0.0	0.0	-0.2
Corn chips and related products.....	02	8901722	8.2	-0.4	0.0	1.3	0.0	-0.3
Other chips, sticks (hard pretzels, bacon rinds, popcorn (except candied), etc.).....	02	8901723	11.7	0.2	0.0	0.0	0.1	0.0
Vinegar and cider.....	02	890174	4.5	0.0	0.0	0.0	0.0	0.0
Other food preparations.....	02	890175	-	-3.6	0.8	-0.1	-0.1	0.0
Prepared animal feeds.....	02	9	-5.0	-1.2	0.8	-0.1	-0.5	-2.1
Soybean cake, meal, and other byproducts.....	02	92	-3.0	-2.5	2.7	0.5	-2.4	-2.8
Soybean cake, meal, and byproducts.....	02	9201	-3.0	-2.5	2.7	0.5	-2.4	-2.8
Soybean cake, meal, and byproducts.....	02	920112	-3.0	-2.5	2.7	0.5	-2.4	-2.8
Soybean cake and meal.....	02	9201121	-2.4	-1.8	0.5	1.5	-2.5	-1.9
Other soybean products, including isolates and concentrates.....	02	9201122	-3.5	-7.7	21.2	-6.6	-1.3	-9.2
Formula feeds.....	02	93	-11.0	-2.1	-0.8	-1.6	-1.3	-1.8
Formula feeds.....	02	9301	-11.0	-2.1	-0.8	-1.6	-1.3	-1.8
Chicken and turkey feed, supplements, concentrates, and premixes.....	02	930102	-13.3	-2.7	-0.7	-2.9	-1.9	-3.6
Dairy cattle feed, supplements, concentrates, and premixes.....	02	930110	-15.6	-4.3	-2.5	-0.9	-1.6	-0.3
Swine feed, supplements, concentrates, and premixes.....	02	930115	-5.3	0.1	0.0	-0.5	-0.1	-0.4
Beef cattle feed, supplements, concentrates, and premixes.....	02	930117	-12.3	-1.4	-0.1	-1.2	-1.4	-1.7
Poultry, exc. chicken and turkey, and livestock, exc. cattle and swine, feed.....	02	930118	-2.0	0.0	0.0	-0.1	0.0	0.0
Miscellaneous feedstuffs.....	02	94	-1.7	-0.4	1.2	0.7	0.4	-2.2
Pet food.....	02	9402	7.4	0.0	0.0	0.0	0.0	0.0
Dog and cat food.....	02	940202	8.3	0.0	0.0	0.0	0.0	0.0
Dog food.....	02	9402021	6.7	0.0	0.0	0.0	0.0	0.0
Canned dog food.....	02	94020211	14.3	0.0	0.0	0.0	0.0	0.0
Dry and semi moist dog food.....	02	94020214	5.3	0.0	0.0	0.0	0.0	0.0
Cat food.....	02	9402022	12.2	0.0	0.0	0.2	0.0	0.0
Canned cat food.....	02	94020224	5.6	0.0	0.0	0.0	0.0	0.0
Dry and semi moist cat food.....	02	94020225	18.0	0.0	0.0	0.2	0.0	0.0
Pet (excluding dog and cat), laboratory, and fur animal feed.....	02	940203	-3.1	-0.3	-0.7	0.0	-0.3	-0.8
Miscellaneous feedstuffs other than pet food.....	02	9403	-10.5	-0.8	2.6	1.4	0.8	-4.4
Meat meal and meat and bone meal.....	02	940301	13.2	-3.2	-1.8	4.2	2.4	-3.0
Wet process corn byproducts.....	02	940317	-16.9	-2.1	-3.7	-3.2	0.6	-11.7
Other animal feeds, including fertilizer byproducts and feather.....	02	940325	-4.9	-1.3	-1.6	-0.1	-0.1	-1.1
Animal and marine feed and fertilizer byproducts, except meat and bone meal.....	02	9403252	6.3	-2.1	-0.9	2.3	2.3	0.3
Other prepared animal feeds, including feeding materials and adjuncts.....	02	9403253	-12.2	-0.7	-2.1	-1.8	-1.9	-2.2
Miscellaneous byproducts of slaughtering plants.....	02	940333	-13.9	0.4	10.1	2.7	1.3	-4.3
Distillers' dried grains (dark and light) and dried solubles.....	02	940334	-	-0.6	-9.0	3.4	-1.9	-0.8
Textile products and apparel.....	03	-	-1.0	-0.1	0.2	-0.6	0.9	0.5
Synthetic fibers.....	03	1	1.0	-0.8	1.3	-2.4	2.4	2.5
Unprocessed filament yarns.....	03	15	1.0	-0.8	1.3	-2.4	2.4	2.5
Noncellulosic and cellulosic organic fibers.....	03	1504	1.0	-0.8	1.3	-2.4	2.4	2.5

See footnotes at end of table.

Table 7. Producer price index percentage changes for commodity and service groupings and individual items, not seasonally adjusted — Continued
 [October 2023]

Title	Commodity code		Unadjusted 12-month percent change ¹	Unadjusted 1-month percent change ¹				
	Group code	Item code		Oct. 2022 to Oct. 2023 ^P	May to June	June to July ^P	July to Aug. ^P	Aug. to Sept. ^P
Noncellulosic fibers.....	03	150401	2.8	-0.6	1.2	-2.4	2.5	4.1
Noncellulosic organic fibers.....	03	1504014	0.0	-0.8	1.5	-3.1	3.2	5.3
Polyester manufactured fibers.....	03	15040147	-12.0	-1.3	0.8	0.2	0.4	-0.2
Other noncellulosic organic fibers, incl. polyamide, polyolefin, and producer-textured.....	03	15040149	6.2	-0.6	1.9	-4.8	4.7	8.1
Processed yarns and threads.....	03	2	-9.3	0.3	0.3	-0.2	0.3	-0.6
Yarns.....	03	26	-9.5	0.3	0.3	-0.2	0.3	-0.6
Spun cotton yarns.....	03	2601	-13.5	0.4	0.0	0.0	0.0	0.1
Spun cotton yarns.....	03	260115	-13.5	0.4	0.0	0.0	0.0	0.1
Spun synthetic yarns.....	03	2603	-11.8	0.2	0.0	0.0	0.0	-0.7
Spun synthetic yarns.....	03	260304	-11.8	0.2	0.0	0.0	0.0	-0.7
Textured and twisted yarns.....	03	2604	-5.6	0.5	0.6	-0.6	0.6	-1.1
Textured and twisted yarns.....	03	260405	-5.6	0.5	0.6	-0.6	0.6	-1.1
Other spun noncellulosic and natural fiber (excluding cotton and wool) yarns.....	03	2607	-9.0	-0.8	-0.2	1.4	0.0	-0.1
Other spun noncellulosic and natural fiber (excluding cotton and wool) yarns.....	03	260701	-9.0	-0.8	-0.2	1.4	0.0	-0.1
Greige fabrics.....	03	3	-1.5	0.1	-0.7	0.1	0.1	0.3
Greige broadwoven fabrics.....	03	37	2.7	0.1	-0.5	0.0	0.1	0.4
Greige manmade, silk, and other natural fiber (exc cotton/wool) broadwoven fabrics.....	03	3703	0.8	0.0	-0.1	-0.1	0.1	0.3
Greige manmade, silk, and other natural fiber (exc cotton/wool) broadwoven fabrics.....	03	370304	0.8	0.0	-0.1	-0.1	0.1	0.3
Greige knit fabrics.....	03	38	-1.0	0.3	-0.6	0.0	0.0	0.0
Weft (circular) knit fabrics, greige goods (excluding hosiery).....	03	3803	-2.0	-0.2	-1.3	0.0	0.0	0.0
Weft (circular) knit fabrics, greige goods (excluding hosiery).....	03	380301	-2.0	-0.2	-1.3	0.0	0.0	0.0
Warp knit fabrics, greige goods (excluding hosiery).....	03	3804	-0.5	0.6	0.0	0.0	0.0	0.0
Warp knit fabrics, greige goods (excluding hosiery).....	03	380401	-0.5	0.6	0.0	0.0	0.0	0.0
Tire cord and tire fabric.....	03	39	-12.6	0.0	-1.4	0.4	0.0	0.0
Tire cord and tire fabrics.....	03	3901	-12.6	0.0	-1.4	0.4	0.0	0.0
Tire cord and tire fabrics.....	03	390101	-12.6	0.0	-1.4	0.4	0.0	0.0
Finished fabrics.....	03	4	-1.1	-0.2	-0.2	-0.1	0.1	-0.1
Finished broadwoven fabrics.....	03	42	-10.1	-1.1	-1.1	-0.1	-0.9	0.0
Finished cotton broadwoven fabrics.....	03	4201	-4.1	-0.1	-0.3	-0.1	0.2	-0.3
Finished cotton broadwoven fabrics.....	03	420104	-4.1	-0.1	-0.3	-0.1	0.2	-0.3
Finished manmade, silk, and other natural fiber (exc. cotton and wool) broadwoven fabrics.....	03	4203	-12.5	-1.6	-1.6	-0.1	-1.4	0.1
Finished manmade, silk, and other natural fiber (exc. cotton and wool) broadwoven fabrics.....	03	420306	-12.5	-1.6	-1.6	-0.1	-1.4	0.1
Finished manmade, silk, & natural fiber (exc cotton/wool) broadwoven, finished in weaving mills.....	03	4203061	1.1	0.1	-0.2	0.1	-0.1	0.4
Finished manmade fiber, silk and other natural fiber broadwoven fabrics, finishing mill.....	03	4203062	-19.4	-2.7	-2.5	-0.2	-2.2	0.0
Woven and braided narrow fabrics.....	03	44	1.8	-0.9	-0.7	1.2	0.1	0.2
Woven and braided narrow fabrics.....	03	4402	1.8	-0.9	-0.7	1.2	0.1	0.2
Woven narrow fabrics (12 inches or less in width).....	03	440204	2.5	-1.2	-0.8	1.5	0.2	0.3
Braided narrow fabrics (12 inches or less in width).....	03	440205	-0.4	1.1	0.0	0.0	0.0	-0.2
Nonwoven fabrics and felts.....	03	45	-2.1	-0.4	-0.1	-0.7	0.1	0.0
Nonwoven fabrics and felts.....	03	4503	-2.1	-0.4	-0.1	-0.7	0.1	0.0
Nonwoven fabrics.....	03	450321	-2.0	-0.2	-0.1	-0.8	0.1	-0.1
Pressed, punched, or needled felts, excluding hats.....	03	450333	-3.6	-3.5	-0.8	0.3	-0.3	0.7
Coated fabrics, not rubberized.....	03	46	2.7	0.9	-0.1	0.2	0.7	-0.6
Coated fabrics, not rubberized.....	03	4601	2.7	0.9	-0.1	0.2	0.7	-0.6
Vinyl coated fabrics, including expanded vinyl coated.....	03	460102	-1.2	0.1	0.0	0.7	1.4	-2.3
Coated or laminated fabrics and coated yarns, incl. impregnated fabrics.....	03	460103	4.3	1.1	-0.1	0.1	0.5	0.0
Screen printed textile materials, embroideries, and lace goods.....	03	47	2.4	0.0	0.2	0.0	0.2	0.1
Screen printed textile and apparel materials and embroideries.....	03	4701	2.4	0.0	0.2	0.0	0.2	0.1
Embroideries (excluding Schiffli machine products) and embroidery contractors.....	03	470103	2.6	0.0	1.6	0.4	-1.9	0.1
Screen printing on garments, apparel accessories, and other fabric articles, excluding labels.....	03	470108	2.3	0.0	-0.1	0.0	0.7	0.0
Knit fabrics, finished in knitting mills.....	03	48	2.6	0.0	0.0	-0.1	0.5	0.0

See footnotes at end of table.

Table 7. Producer price index percentage changes for commodity and service groupings and individual items, not seasonally adjusted — Continued
 [October 2023]

Title	Commodity code		Unadjusted 12-month percent change ¹	Unadjusted 1-month percent change ¹				
	Group code	Item code		Oct. 2022 to Oct. 2023 ^P	May to June	June to July ^P	July to Aug. ^P	Aug. to Sept. ^P
Weft (circular) knit fabrics, knit and finished in the same establishment (excluding hosiery).....	03	4801	0.3	0.0	0.0	0.0	0.2	0.0
Weft (circular) knit fabrics, knit and finished in the same establishment (excluding hosiery).....	03	480101	0.3	0.0	0.0	0.0	0.2	0.0
Warp knit goods, knit and finished in the same establishment.....	03	4802	5.3	0.0	0.0	-0.2	0.7	-0.1
Warp knit goods, knit and finished in the same establishment.....	03	480201	5.3	0.0	0.0	-0.2	0.7	-0.1
Warp knit fabrics, knit and finished in same establishment.....	03	4802011	5.5	0.0	0.0	-0.2	0.7	-0.1
Apparel & other fabricated textile prods.....	03	8	3.3	0.2	0.2	-0.5	1.3	0.5
Apparel.....	03	81	1.4	0.2	0.0	0.0	0.3	0.1
Miscellaneous apparel and accessories.....	03	8104	3.9	0.5	0.0	0.1	1.2	0.0
Men's and boys' fabric, straw, and felt hats, made from purchased materials.....	03	810414	6.3	0.0	0.0	0.0	6.3	0.0
Hat bodies and fabric caps, made from purchased materials.....	03	810416	4.7	0.0	0.0	0.0	0.0	0.0
Gloves and mittens, made from purchased materials.....	03	810424	3.8	1.9	0.0	0.0	0.0	0.0
Leather and sheep-lined apparel, made from purchased materials.....	03	810428	4.8	0.0	-0.5	0.0	1.7	0.0
Apparel and accessories, n.e.c.....	03	810441	3.0	0.6	0.0	0.0	0.1	0.0
All other cut and sew apparel, made from purchased materials.....	03	81044118	-	0.0	0.0	0.0	0.2	0.0
Fabricated apparel accessories.....	03	8104412	2.1	1.9	0.0	0.0	0.0	0.0
All other apparel accessories, made from purchased materials.....	03	81044125	2.6	2.4	0.0	0.0	0.0	0.0
Women's, girls', and infants' cut and sew apparel.....	03	8106	-1.2	0.1	0.1	0.0	0.0	0.0
Women's and girls' blouses and shirts, made from purchased fabrics.....	03	810603	-	0.0	0.1	0.0	0.0	0.0
Women's and girls' dresses, made from purchased fabrics.....	03	810611	-4.0	0.0	0.2	0.0	0.0	0.0
Women's and girls' lingerie and nightwear, made from purchased fabrics.....	03	810647	-	0.0	0.0	0.0	0.0	0.0
Women's and girls' other outerwear, made from purchased fabrics.....	03	810661	-	0.1	0.0	0.0	0.2	0.0
Men's and boys' cut and sew apparel.....	03	8107	3.1	0.0	-0.5	0.1	0.0	0.6
Men's and boys' pants, except work pants, made from purchased fabrics.....	03	810703	-	0.0	-7.1	0.0	0.0	-
Men's and boys' work clothing, made from purchased fabrics.....	03	810713	-	0.0	-0.1	0.0	0.0	0.0
Men's and boys' shirts, except work shirts, made from purchased fabrics.....	03	810723	-	0.0	0.0	0.6	0.0	0.3
Men's and boys' suits, coats, and overcoats, made from purchased fabrics.....	03	810735	5.7	0.0	0.0	0.0	0.0	1.4
Men's and boys' other outerwear, made from purchased fabrics.....	03	810744	-	0.0	0.2	0.0	0.1	0.0
Men's and boys' nightwear, robes, and underwear, made from purchased fabrics.....	03	810761	0.3	0.0	0.0	0.0	0.0	0.3
Apparel made in knitting mills.....	03	8108	1.6	0.0	0.6	0.0	0.0	0.0
Knit outerwear, underwear, and nightwear, made in knitting mills.....	03	810808	4.4	0.0	0.0	0.0	0.0	0.0
Hosiery and socks.....	03	810831	0.7	0.0	0.9	0.0	0.0	0.0
Textile house furnishings.....	03	82	-0.2	0.1	0.1	-0.4	0.0	0.0
Textile house furnishings.....	03	8203	-0.2	0.1	0.1	-0.4	0.0	0.0
Curtains and draperies, made from purchased materials.....	03	820304	0.8	0.0	0.8	0.0	0.0	0.0
Other textiles, including towels and bed textiles.....	03	820312	-0.5	0.2	-0.2	-0.5	0.0	0.0
Fabricated textile products, made in weaving mills.....	03	8203121	-5.1	0.6	1.8	-3.7	-0.3	-0.4
Other household textile products.....	03	8203122	0.0	0.1	-0.4	-0.2	0.0	0.0
Bedspreads, made from purchased materials.....	03	82031221	0.0	0.0	0.0	0.0	0.0	0.0
Sheets and pillowcases, made from purchased materials.....	03	82031223	0.0	0.0	0.0	0.0	0.0	0.0
Other household furnishings, made from purchased materials.....	03	82031226	0.0	0.1	-0.4	-0.3	0.0	0.0
Industrial and other fabricated products.....	03	83	6.1	0.1	0.4	-0.9	2.6	1.0
Industrial and other fabricated products.....	03	8303	6.1	0.1	0.4	-0.9	2.6	1.0
Rope, cordage, and twine.....	03	830321	5.0	0.2	0.2	0.3	-0.3	-0.3
All other textile bags.....	03	830334	5.1	0.0	0.0	0.0	0.0	0.0
Canvas and related products.....	03	830345	3.4	0.0	0.8	0.0	2.1	0.1
All other fabricated textile products, excluding trimming and findings.....	03	830351	8.9	0.3	0.0	-2.4	4.1	2.4
All other miscellaneous fabricated textile products.....	03	8303516	7.3	0.5	0.0	0.0	0.3	0.2
Trimming and findings, excluding automobile and apparel.....	03	830361	7.7	0.0	0.0	0.0	0.0	0.0
Miscellaneous textile products/services.....	03	9	-9.0	0.2	-0.6	-0.3	0.2	-0.6
Miscellaneous textile products/services.....	03	94	-9.0	0.2	-0.6	-0.3	0.2	-0.6
Miscellaneous textile products/services.....	03	9401	-9.0	0.2	-0.6	-0.3	0.2	-0.6
Textile and fabric finishing, except broadwoven.....	03	940103	-14.7	-0.2	-1.8	-0.8	0.0	-3.4
Hides, skins, leather, and related products.....	04	-	-1.2	-0.7	0.8	0.6	0.1	-1.2
Hides and skins, incl. cattle.....	04	1	-15.9	-3.7	-1.8	2.4	0.8	-7.1
Hides and skins, incl. cattle.....	04	19	-15.9	-3.7	-1.8	2.4	0.8	-7.1
Hides, skins, and pelts, made in slaughtering plants.....	04	1901	-15.9	-3.7	-1.8	2.4	0.8	-7.1
Hides, skins, and pelts, made in slaughtering plants.....	04	190108	-15.9	-3.7	-1.8	2.4	0.8	-7.1

See footnotes at end of table.

Table 7. Producer price index percentage changes for commodity and service groupings and individual items, not seasonally adjusted — Continued
 [October 2023]

Title	Commodity code		Unadjusted 12-month percent change ¹	Unadjusted 1-month percent change ¹				
	Group code	Item code		Oct. 2022 to Oct. 2023 ^P	May to June	June to July ^P	July to Aug. ^P	Aug. to Sept. ^P
Leather.....	04	2	-0.8	-0.3	0.0	0.8	-0.1	0.0
Finished and unfinished leather.....	04	27	-0.8	-0.3	0.0	0.8	-0.1	0.0
Finished and unfinished leather.....	04	2701	-0.8	-0.3	0.0	0.8	-0.1	0.0
Finished and unfinished leather.....	04	270102	-0.8	-0.3	0.0	0.8	-0.1	0.0
Footwear.....	04	3	1.4	0.0	0.1	0.0	0.0	0.0
Men's nonathletic footwear.....	04	31	2.1	0.0	0.1	0.0	0.0	0.0
Men's footwear (size 6 and larger), excluding athletic.....	04	3105	2.1	0.0	0.1	0.0	0.0	0.0
Men's footwear (size 6 and larger), excluding athletic.....	04	310501	2.1	0.0	0.1	0.0	0.0	0.0
Women's nonathletic footwear.....	04	32	0.6	0.0	0.3	0.0	0.0	-0.2
Women's footwear (size 4 and larger), excluding athletic.....	04	3205	0.6	0.0	0.3	0.0	0.0	-0.2
Women's footwear (size 4 and larger), excluding athletic.....	04	320501	0.6	0.0	0.3	0.0	0.0	-0.2
Other footwear including slippers.....	04	39	-	0.0	0.0	0.0	0.0	-
Other footwear, excluding rubber and plastic soled footwear.....	04	3901	-	0.0	0.0	0.0	0.0	-
Other footwear, excluding rubber and plastic soled footwear.....	04	390104	-	0.0	0.0	0.0	0.0	-
Other leather and related products.....	04	4	5.2	0.1	3.4	0.0	0.0	0.1
Luggage and small leather goods.....	04	41	7.0	0.3	5.9	0.0	0.0	0.1
Luggage and small leather goods.....	04	4101	7.0	0.3	5.9	0.0	0.0	0.1
Luggage (including suitcases, travel bags, backpacks, and other types).....	04	410112	13.2	0.4	11.8	0.0	0.0	0.0
Women's and children's handbags and purses.....	04	410128	0.6	0.1	0.0	0.0	0.0	0.2
Personal leather goods (excluding women's handbags and purses).....	04	410132	2.3	0.0	0.0	0.0	0.0	1.1
Leather and leather-like goods, n.e.c.....	04	45	3.2	-0.1	0.5	0.0	0.0	0.2
Leather and leather-like goods, n.e.c.....	04	4501	3.2	-0.1	0.5	0.0	0.0	0.2
All other leather goods.....	04	450101	3.5	-0.1	0.5	0.0	0.0	0.2
Boot and shoe cut stock and findings.....	04	4501011	2.1	2.0	0.0	0.0	0.0	0.0
All other miscellaneous leather goods.....	04	4501014	3.7	-0.4	0.6	0.0	0.0	0.2
Leather belts, made from purchased materials.....	04	450111	0.0	0.0	0.0	0.0	0.0	0.0
Fuels and related products and power.....	05	-	-12.3	1.2	2.0	8.1	2.4	-5.2
Coal.....	05	1	-5.6	0.1	1.1	1.5	0.7	1.9
Coal.....	05	13	-5.6	0.1	1.1	1.5	0.7	1.9
Coal.....	05	1301	-5.6	0.1	1.1	1.5	0.7	1.9
Unprepared bituminous coal and lignite (utility sold).....	05	130101	-0.9	1.0	0.0	1.9	-0.3	0.0
Unprepared bituminous coal and lignite from surface mine (utility sold).....	05	1301011	-9.8	-3.2	0.2	3.8	-1.5	-1.0
Unprepared bituminous coal and lignite from underground mine (utility sold).....	05	1301012	-	6.3	-0.3	-0.3	1.1	1.2
Prepared bituminous coal and lignite (utility sold).....	05	130102	-3.8	1.6	1.5	1.6	1.1	2.8
Prepared bituminous coal & lignite, from surface mine (utility sold).....	05	1301021	13.1	10.6	-6.5	6.8	2.2	7.1
Prepared bituminous coal & lignite, from underground mine (utility sold).....	05	1301022	-12.8	-2.8	5.9	-0.9	0.6	0.5
Coal exports.....	05	130103	-	-5.7	-1.0	1.0	-2.2	1.1
Coal non-utility sold (including anthracite).....	05	130104	0.5	-6.0	3.1	0.5	3.1	-2.0
Gas fuels.....	05	3	-44.7	-1.1	24.2	1.1	3.0	3.5
Natural gas.....	05	31	-54.9	2.2	23.6	-1.1	-0.3	10.9
Natural gas.....	05	3101	-54.9	2.2	23.6	-1.1	-0.3	10.9
Natural gas.....	05	310105	-54.9	2.2	23.6	-1.1	-0.3	10.9
Natural gas from the wellhead.....	05	3101051	-54.6	1.4	24.3	-1.7	0.2	13.8
Natural gas from processing facilities.....	05	3101052	-56.7	6.7	19.5	2.6	-3.4	-6.0
Liquefied petroleum gas.....	05	32	-21.4	-6.1	25.4	4.7	8.0	-6.9
Liquefied petroleum gas.....	05	3201	-21.4	-6.1	25.4	4.7	8.0	-6.9
Isopentane and natural gasoline.....	05	320102	-5.4	-9.6	8.2	11.5	9.4	-8.1
Propane.....	05	320104	-22.6	-16.0	13.1	12.2	12.7	-6.9
Butane.....	05	320105	-18.5	-18.0	23.1	16.7	9.8	-9.8
Plant condensate, ethane, gas mixtures, and other natural gas liquids.....	05	320108	-24.2	0.2	33.7	-0.1	6.3	-6.0
Electric power.....	05	4	4.3	6.5	0.5	0.2	0.1	-4.1
Residential electric power.....	05	41	3.9	4.5	0.2	0.2	-0.2	-3.0
Residential electric power.....	05	4121	3.9	4.5	0.2	0.2	-0.2	-3.0
Residential electric power.....	05	412101	3.9	4.5	0.2	0.2	-0.2	-3.0
Residential electric power, New England.....	05	4121011	4.7	0.0	-11.0	0.0	0.2	4.8
Residential electric power, Middle Atlantic.....	05	4121012	-3.4	2.1	0.8	0.2	0.0	-1.1
Residential electric power, East North Central.....	05	4121013	11.1	6.2	0.0	0.1	0.0	-6.2

See footnotes at end of table.

Table 7. Producer price index percentage changes for commodity and service groupings and individual items, not seasonally adjusted — Continued
 [October 2023]

Title	Commodity code		Unadjusted 12-month percent change ¹	Unadjusted 1-month percent change ¹				
	Group code	Item code		Oct. 2022 to Oct. 2023 ^P	May to June	June to July ^P	July to Aug. ^P	Aug. to Sept. ^P
Residential electric power, West North Central	05	4121014	-9.4	12.4	-0.8	1.2	-3.0	-10.2
Residential electric power, South Atlantic	05	4121015	6.8	6.6	0.2	0.9	1.0	-5.2
Residential electric power, East South Central	05	4121016	3.8	3.0	-0.1	-0.3	-1.4	0.2
Residential electric power, West South Central	05	4121017	-2.1	2.8	3.5	-1.1	-0.9	-0.7
Residential electric power, Mountain	05	4121018	3.7	0.5	0.8	0.0	-1.6	0.1
Residential electric power, Pacific	05	4121019	10.5	4.6	1.5	0.0	0.5	-2.9
Commercial electric power	05	42	4.7	8.5	0.5	0.1	0.5	-4.6
Commercial electric power	05	4221	4.7	8.5	0.5	0.1	0.5	-4.6
Commercial electric power	05	422101	4.7	8.5	0.5	0.1	0.5	-4.6
Commercial electric power, New England	05	4221011	-1.3	0.0	-13.7	0.0	0.4	2.1
Commercial electric power, Middle Atlantic	05	4221012	-6.4	11.4	3.5	-1.0	1.8	-3.8
Commercial electric power, East North Central	05	4221013	12.5	11.3	-0.1	0.4	0.0	-7.5
Commercial electric power, West North Central	05	4221014	-9.0	8.7	1.8	3.0	-3.4	-7.3
Commercial electric power, South Atlantic	05	4221015	7.0	3.3	-1.5	0.6	1.8	-1.5
Commercial electric power, East South Central	05	4221016	1.4	4.3	2.1	-0.4	-0.8	-2.0
Commercial electric power, West South Central	05	4221017	0.1	7.8	3.5	-0.7	1.2	0.4
Commercial electric power, Mountain	05	4221018	8.1	2.4	2.2	0.0	-2.9	0.4
Commercial electric power, Pacific	05	4221019	16.3	15.6	2.1	0.0	0.8	-11.3
Industrial electric power	05	43	4.6	7.7	1.1	0.6	0.0	-6.0
Industrial electric power	05	4321	4.6	7.7	1.1	0.6	0.0	-6.0
Industrial electric power	05	432101	4.6	7.7	1.1	0.6	0.0	-6.0
Industrial electric power, New England	05	4321011	-17.7	0.9	7.1	-3.0	-6.0	-9.1
Industrial electric power, Middle Atlantic	05	4321012	-15.2	-0.8	-0.7	0.8	1.0	5.3
Industrial electric power, East North Central	05	4321013	46.1	22.2	-0.2	1.5	-0.8	-7.8
Industrial electric power, West North Central	05	4321014	-7.0	9.5	2.2	0.9	-5.6	-6.9
Industrial electric power, South Atlantic	05	4321015	4.6	2.7	-1.7	0.8	1.8	-0.4
Industrial electric power, East South Central	05	4321016	1.4	5.6	2.5	0.6	-0.9	-3.5
Industrial electric power, West South Central	05	4321017	-3.9	5.7	0.3	-0.7	-0.5	-2.7
Industrial electric power, Mountain	05	4321018	-26.2	-9.0	6.9	2.4	7.2	-18.4
Industrial electric power, Pacific	05	4321019	13.1	12.3	1.0	0.0	0.4	-8.4
Transportation electric power	05	46	7.4	8.2	-2.3	0.0	1.6	-5.1
Transportation electric power	05	4621	7.4	8.2	-2.3	0.0	1.6	-5.1
Transportation electric power	05	462111	7.4	8.2	-2.3	0.0	1.6	-5.1
Utility natural gas	05	5	-15.6	-0.6	1.4	1.5	-0.9	0.5
Residential natural gas	05	51	-12.2	-0.1	0.5	1.0	-0.9	0.7
Residential natural gas	05	5121	-12.2	-0.1	0.5	1.0	-0.9	0.7
Residential natural gas	05	512101	-12.2	-0.1	0.5	1.0	-0.9	0.7
Residential natural gas, New England	05	5121011	-21.3	1.8	-9.8	-0.4	-0.9	2.6
Residential natural gas, Middle Atlantic	05	5121012	-5.1	-1.1	-0.4	1.4	-0.1	-2.0
Residential natural gas, East North Central	05	5121013	-23.6	0.7	1.5	-0.4	-1.9	2.1
Residential natural gas, West North Central	05	5121014	-16.0	-4.1	0.4	-1.4	-0.3	0.2
Residential natural gas, South Atlantic	05	5121015	-12.9	0.2	2.7	-0.6	-0.3	2.8
Residential natural gas, East South Central	05	5121016	-28.6	0.3	4.2	-0.5	-11.6	1.0
Residential natural gas, West South Central	05	5121017	-15.0	0.8	2.9	0.9	0.7	3.9
Residential natural gas, Mountain	05	5121018	3.7	-0.2	-2.2	0.9	0.1	-0.1
Residential natural gas, Pacific	05	5121019	-1.7	0.8	2.6	5.1	-0.8	0.3
Commercial natural gas	05	52	-20.9	-1.2	1.9	1.8	-2.2	2.5
Commercial natural gas	05	5221	-20.9	-1.2	1.9	1.8	-2.2	2.5
Commercial natural gas	05	522101	-20.9	-1.2	1.9	1.8	-2.2	2.5
Commercial natural gas, New England	05	5221011	-36.6	-7.4	-1.9	-1.4	-3.2	2.1
Commercial natural gas, Middle Atlantic	05	5221012	-11.6	-3.1	0.1	4.1	-0.3	-0.7
Commercial natural gas, East North Central	05	5221013	-30.4	0.0	2.5	-1.0	-8.3	11.7
Commercial natural gas, West North Central	05	5221014	-20.0	-3.0	5.5	-1.1	-0.7	0.0
Commercial natural gas, South Atlantic	05	5221015	-25.6	-0.6	2.0	0.6	-1.5	2.1
Commercial natural gas, East South Central	05	5221016	-31.7	-2.2	3.0	2.7	-5.7	-2.9
Commercial natural gas, West South Central	05	5221017	-22.5	2.1	2.6	2.3	0.6	5.2
Commercial natural gas, Mountain	05	5221018	6.2	0.0	-1.1	1.7	0.7	-0.6
Commercial natural gas, Pacific	05	5221019	-14.4	2.2	5.4	6.7	-0.5	-0.3
Industrial natural gas	05	53	-22.6	-1.2	3.9	3.8	-1.6	-0.1
Industrial natural gas	05	5321	-22.6	-1.2	3.9	3.8	-1.6	-0.1
Industrial natural gas	05	532101	-22.6	-1.2	3.9	3.8	-1.6	-0.1
Industrial natural gas, New England	05	5321011	-41.6	-7.6	-6.4	-1.5	-3.5	3.8
Industrial natural gas, Middle Atlantic	05	5321012	-34.4	-2.1	10.5	0.8	-0.4	-15.8

See footnotes at end of table.

Table 7. Producer price index percentage changes for commodity and service groupings and individual items, not seasonally adjusted — Continued
 [October 2023]

Title	Commodity code		Unadjusted 12-month percent change ¹	Unadjusted 1-month percent change ¹				
	Group code	Item code		Oct. 2022 to Oct. 2023 ^P	May to June	June to July ^P	July to Aug. ^P	Aug. to Sept. ^P
Industrial natural gas, East North Central.....	05	5321013	-39.6	1.2	8.3	0.4	0.2	-1.2
Industrial natural gas, West North Central.....	05	5321014	-5.5	-1.7	7.2	1.3	1.1	-0.8
Industrial natural gas, South Atlantic.....	05	5321015	-17.9	-0.1	1.3	0.1	0.3	-0.4
Industrial natural gas, East South Central.....	05	5321016	-41.4	-3.9	5.6	3.0	-6.7	-2.8
Industrial natural gas, West South Central.....	05	5321017	-29.9	-1.0	4.2	10.6	-3.6	6.2
Industrial natural gas, Mountain.....	05	5321018	23.4	0.0	-1.1	4.7	0.2	-0.4
Industrial natural gas, Pacific.....	05	5321019	16.0	-2.0	-0.5	1.4	-1.4	-1.7
Natural gas to electric power.....	05	54	-16.3	-1.0	2.0	1.8	-0.2	-0.3
Natural gas to electric power.....	05	5421	-16.3	-1.0	2.0	1.8	-0.2	-0.3
Natural gas to electric power.....	05	542101	-16.3	-1.0	2.0	1.8	-0.2	-0.3
Crude petroleum (domestic production).....	05	6	-3.0	-4.2	8.5	8.1	10.4	-2.9
Crude petroleum (domestic production).....	05	61	-3.0	-4.2	8.5	8.1	10.4	-2.9
Crude petroleum (domestic production).....	05	6101	-3.0	-4.2	8.5	8.1	10.4	-2.9
Crude petroleum (domestic production).....	05	610102	-3.0	-4.2	8.5	8.1	10.4	-2.9
Petroleum products, refined.....	05	7	-20.0	-1.2	-0.1	17.4	2.2	-9.7
Gasoline.....	05	71	-13.4	1.2	1.9	11.0	-0.2	-14.3
Unleaded premium gasoline.....	05	7103	-11.6	1.3	1.4	9.3	0.7	-13.0
Unleaded premium gasoline.....	05	710304	-11.6	1.3	1.4	9.3	0.7	-13.0
Unleaded regular gasoline.....	05	7104	-14.2	0.9	2.2	11.3	-0.5	-15.0
Unleaded regular gasoline.....	05	710404	-14.2	0.9	2.2	11.3	-0.5	-15.0
Unleaded mid-premium gasoline.....	05	7105	-5.5	3.7	0.5	16.3	-1.0	-11.1
Unleaded mid-premium gasoline.....	05	710504	-5.5	3.7	0.5	16.3	-1.0	-11.1
Kerosene and jet fuels.....	05	72	-11.9	1.7	4.5	22.7	7.0	-1.8
Kerosene.....	05	7202	-17.0	-1.1	3.3	23.5	5.7	0.2
Kerosene.....	05	720201	-17.0	-1.1	3.3	23.5	5.7	0.2
Jet fuel.....	05	7203	-11.6	1.8	4.6	22.7	7.1	-1.9
Jet fuel.....	05	720301	-11.6	1.8	4.6	22.7	7.1	-1.9
Light fuel oils.....	05	73	-32.2	-5.2	-5.2	31.9	4.6	-8.9
Home heating oil and distillates.....	05	7302	-21.0	1.8	9.1	17.7	7.9	-5.7
Home heating oil and distillates.....	05	730201	-21.0	1.8	9.1	17.7	7.9	-5.7
No. 2 diesel fuel.....	05	7303	-32.9	-5.6	-6.1	32.9	4.4	-9.1
No. 2 diesel fuel.....	05	730302	-32.9	-5.6	-6.1	32.9	4.4	-9.1
Residual fuels (heavy fuel oils, incl. #5, #6, & other residual fuels).....	05	74	13.6	-9.8	6.1	7.3	5.7	4.1
Residual fuels (heavy fuel oils, incl. #5, #6, & other residual fuels).....	05	7407	13.6	-9.8	6.1	7.3	5.7	4.1
Residual fuels (heavy fuel oils, incl. #5, #6, & other residual fuels).....	05	740703	13.6	-9.8	6.1	7.3	5.7	4.1
Finished lubricants.....	05	76	-1.0	1.3	-0.3	-0.1	-1.1	-0.1
Lubricating and similar oils.....	05	7604	-4.5	-0.4	-0.4	-0.1	-1.4	-0.1
Lubricating and similar oils not from petroleum refineries.....	05	760401	-4.5	-0.4	-0.4	-0.1	-1.4	-0.1
Lubricating oil base stocks.....	05	78	-25.1	1.6	-1.7	1.9	-0.1	6.9
Lubricating oil base stocks.....	05	7801	-25.1	1.6	-1.7	1.9	-0.1	6.9
Lubricating oil base stocks.....	05	780121	-25.1	1.6	-1.7	1.9	-0.1	6.9
Asphalt and other petroleum and coal products, n.e.c.....	05	8	-15.3	6.5	-0.8	1.0	6.3	13.6
Asphalt and other petroleum and coal products, n.e.c.....	05	81	-15.3	6.5	-0.8	1.0	6.3	13.6
Asphalt.....	05	8102	-22.7	3.4	-0.2	-0.7	-0.5	-3.4
Asphalt.....	05	810212	-22.7	3.4	-0.2	-0.7	-0.5	-3.4
Other petroleum and coal products, including coke oven products, n.e.c.....	05	8103	-1.2	7.5	-1.0	1.4	8.2	18.2
Other petroleum and coal products, including coke oven products, n.e.c.....	05	810319	-1.2	7.5	-1.0	1.4	8.2	18.2
Other petroleum and coal products, made in coke oven establishments.....	05	8103191	-7.3	-0.4	-0.8	-0.1	-0.1	-2.3
Chemicals and allied products.....	06	—	-4.2	-1.0	-1.3	-0.3	0.0	0.7
Industrial chemicals.....	06	1	-6.9	-1.6	-2.6	-0.8	0.5	2.9
Basic inorganic chemicals.....	06	13	-10.7	-1.2	-3.6	-1.5	0.3	-2.2
Inorganic chemicals, other than alkalis and chlorine.....	06	1302	-4.0	-0.6	-0.8	-1.5	1.4	-1.0
Aluminum compounds.....	06	130209	3.7	0.0	0.2	-2.4	0.0	-0.1
Inorganic acids, inc. hydrochloric, sulfuric acid, and other.....	06	13020T	-25.9	-1.0	-0.9	-0.2	0.3	1.4
Sulfuric acid.....	06	13020T1	-37.6	-0.3	-0.7	-1.4	0.9	0.0
Lime.....	06	130213	17.5	0.0	-0.1	0.5	0.0	0.2
Potassium and sodium compounds, excluding bleaches, alkalis, and alum.....	06	130217	0.5	0.0	-3.3	-1.4	-1.1	-0.5
Rock salt.....	06	130271	2.1	0.0	0.0	1.8	0.0	0.0

See footnotes at end of table.

Table 7. Producer price index percentage changes for commodity and service groupings and individual items, not seasonally adjusted — Continued
 [October 2023]

Title	Commodity code		Unadjusted 12-month percent change ¹	Unadjusted 1-month percent change ¹				
	Group code	Item code		Oct. 2022 to Oct. 2023 ^P	May to June	June to July ^P	July to Aug. ^P	Aug. to Sept. ^P
Other inorganic chemicals, nec.....	06	130283	0.7	-0.6	-0.9	-0.2	1.5	-1.9
All other inorganic chemicals.....	06	1302833	2.3	-0.7	-0.9	-0.3	2.0	-1.9
Alkalies and chlorine, including natural sodium carbonate and sulfate.....	06	1303	-25.8	-2.7	-10.3	-1.4	-2.6	-5.5
Chlorine, sodium hydroxide, and other alkalies.....	06	130302	-29.8	-3.1	-10.9	-1.8	-2.8	-6.3
Sodium hydroxide (caustic soda).....	06	1303024	-41.5	-5.0	-12.8	-3.1	-4.8	-11.9
Other alkalies.....	06	1303028	-12.8	0.4	-7.2	0.3	0.3	-5.2
Basic organic chemicals.....	06	14	-5.9	-1.7	-2.3	-0.6	0.6	4.1
Primary basic organic chemicals.....	06	1401	-11.0	-5.5	-7.5	-0.6	2.8	13.0
Aromatics.....	06	140197	21.4	-7.2	-5.0	-0.2	6.3	16.7
Liquid refinery gases.....	06	140198	-20.7	-4.9	-8.6	-0.7	1.5	11.7
Cyclic intermediate chemicals and dyes.....	06	1402	-3.0	-0.3	-1.6	-0.5	-0.4	-0.5
Cyclic intermediate chemicals.....	06	140281	-2.6	-0.3	-1.7	-0.2	0.1	-0.5
Synthetic organic dyes.....	06	140282	-6.2	-0.9	-1.0	-2.8	-3.9	-0.4
Other basic organics.....	06	1403	-3.5	0.0	0.0	-0.7	-0.2	0.6
Ethanol (ethyl alcohol).....	06	140341	-1.4	3.3	-1.0	-4.6	-0.2	0.7
Other basic organics, n.e.c.....	06	140399	-4.3	-1.2	0.3	0.8	-0.3	0.6
Fatty acids.....	06	1403991	-8.2	0.2	2.5	5.9	4.7	-0.7
Bulk pesticides and other bulk synthetic organic agricultural chemicals, excluding preparation.....	06	1403992	-2.9	-1.0	0.0	0.1	0.0	0.0
Industrial organic flavor oil mixtures and blends.....	06	1403993	4.2	0.0	0.0	-1.0	0.4	-0.4
Natural organic chemicals.....	06	1403995	3.0	-0.6	-0.1	-0.4	0.1	-0.1
Synthetic organic chemicals for use as flavor and perfume materials.....	06	1403997	-	0.0	0.0	0.0	0.0	-
Synthetic organic rubber-processing chemicals.....	06	1403998	-	0.2	-0.2	-2.5	-	-
Synthetic organic plasticizers.....	06	1403999	-11.9	-4.5	-2.5	3.9	-3.5	0.8
Other synthetic organic chemicals.....	06	140399A	-13.7	-3.6	-0.8	-2.3	-2.0	0.4
Miscellaneous end use chemicals and chemical products, excluding urea.....	06	140399B	3.5	-0.8	0.9	3.1	0.1	0.3
Miscellaneous cyclic and acyclic chemicals and chemical products, excluding fatty acid esters.....	06	140399C	-11.8	-0.3	0.4	-1.8	-1.7	2.7
Paints and allied products.....	06	2	-0.6	-0.2	-1.1	0.9	-0.4	-0.4
Prepared paint.....	06	21	-1.4	-0.2	-0.5	0.0	-0.1	-0.2
Architectural coatings.....	06	2101	0.2	0.0	0.0	0.0	0.0	-0.4
Architectural coatings.....	06	210104	0.2	0.0	0.0	0.0	0.0	-0.4
Exterior architectural coatings.....	06	2101041	1.6	0.0	0.0	0.0	0.0	0.0
Interior architectural coatings.....	06	2101042	-0.6	0.0	0.0	0.0	0.0	-0.6
OEM finishes excluding marine coatings.....	06	2102	-1.0	0.0	-1.9	-0.1	0.7	-0.5
OEM finishes excluding marine coatings.....	06	210201	-1.0	0.0	-1.9	-0.1	0.7	-0.5
Transportation finishes, except powdered and high-solids coatings.....	06	2102011	-3.2	0.9	-1.4	-1.1	1.9	-2.3
All other product finishes for original equipment manufacturers (OEM), excluding marine coating.....	06	2102012	-0.5	-0.3	-2.0	0.1	0.4	0.0
Special purpose coatings, incl. marine, industrial & construction coatings.....	06	2103	-5.4	-1.1	-0.2	-0.1	-1.3	0.5
Special purpose coatings, incl. marine, industrial & construction coatings.....	06	210301	-5.4	-1.1	-0.2	-0.1	-1.3	0.5
Paint materials.....	06	22	3.3	0.1	-3.8	5.0	-0.8	-0.9
Paint colors.....	06	2202	2.1	0.2	-4.3	5.7	-1.0	-1.0
All other inorganic pigments, including TiO2, chrome colors, and other white opaque pigments.....	06	22020N	1.8	-0.7	-4.5	6.0	-1.7	0.0
Synthetic organic pigments, lakes, and toners.....	06	220298	1.9	6.7	-3.6	3.5	4.2	-7.5
Kaolin and ball clay.....	06	2204	-	0.0	0.0	0.0	0.0	-
Kaolin and ball clay.....	06	220407	-	0.0	0.0	0.0	0.0	-
Allied and miscellaneous paint products.....	06	23	-4.1	-0.6	-0.1	-0.1	-2.3	-1.5
Allied and miscellaneous paint products.....	06	2301	-4.1	-0.6	-0.1	-0.1	-2.3	-1.5
Allied and miscellaneous paint products.....	06	230104	-4.1	-0.6	-0.1	-0.1	-2.3	-1.5
Drugs and pharmaceuticals.....	06	3	3.1	0.0	0.5	-0.2	0.0	0.1
Medicinal and botanical chemicals, drugs, and other products.....	06	31	1.6	-0.1	0.0	-0.2	0.0	1.2
Medicinal and botanical chemicals, drugs, and other products.....	06	3102	1.6	-0.1	0.0	-0.2	0.0	1.2
Synthetic organic medicinal chemicals, medicinal & botanical drugs, & other products.....	06	310203	1.6	-0.1	0.0	-0.2	0.0	1.2
Veterinary pharmaceutical preparations.....	06	34	-	0.0	0.0	0.0	0.0	0.0
Pharmaceuticals for veterinary use.....	06	3403	-	0.0	0.0	0.0	0.0	0.0
Pharmaceuticals for veterinary use.....	06	340303	-	0.0	0.0	0.0	0.0	0.0
Biological products, including diagnostics.....	06	37	4.8	-0.1	1.0	-0.4	0.2	-0.2

See footnotes at end of table.

Table 7. Producer price index percentage changes for commodity and service groupings and individual items, not seasonally adjusted — Continued
 [October 2023]

Title	Commodity code		Unadjusted 12-month percent change ¹	Unadjusted 1-month percent change ¹				
	Group code	Item code		Oct. 2022 to Oct. 2023 ^P	May to June	June to July ^P	July to Aug. ^P	Aug. to Sept. ^P
Biological products, excluding diagnostic, for veterinary, industrial, and all other misc. uses.....	06	3717	-	-0.6	1.0	-1.3	2.5	-
Biological products, excluding diagnostic, for veterinary, industrial, and all other misc. uses.....	06	371705	-	-0.6	1.0	-1.3	2.5	-
Diagnostics.....	06	3718	2.4	0.1	0.5	-0.3	-0.8	-0.4
In-vitro diagnostic substances.....	06	371801	-0.5	-0.1	-0.3	-0.6	-1.2	-0.2
Biological products, excluding diagnostic, for human use.....	06	3719	2.7	0.0	1.4	0.0	0.0	0.0
Biological products, excluding diagnostic, for human use.....	06	371904	-	0.0	1.4	0.0	0.0	0.0
Pharmaceutical preparations.....	06	38	2.5	0.0	0.3	-0.2	0.0	0.1
Pharmaceuticals affecting neoplasms, the endocrine system, & metabolic diseases.....	06	3801	1.3	0.0	0.3	0.0	0.0	0.0
Cancer therapy products.....	06	380102	2.5	0.0	1.3	0.0	0.0	0.0
Insulin/antidiabetes products.....	06	380103	2.8	0.0	0.3	0.0	0.0	0.0
Other neoplasms, endocrine system, and metabolic diseases.....	06	380104	1.1	0.0	0.2	0.0	0.0	0.0
Hormones and oral contraceptives.....	06	380105	0.7	0.0	0.0	0.0	0.0	0.0
Pharmaceuticals acting on the central nervous system and the sense organs.....	06	3802	4.7	0.0	0.1	0.0	0.0	0.0
Analgesics.....	06	380202	4.6	0.0	0.4	0.0	0.0	0.0
Analgesics, over-the-counter.....	06	380202OC	5.5	0.0	4.4	0.0	0.0	0.0
Analgesics, prescription.....	06	380202RX	4.6	0.0	0.0	0.0	0.0	0.0
Psychotherapeutics.....	06	380203	9.2	0.0	0.0	0.0	0.0	0.0
Antidepressants.....	06	3802031	10.0	0.0	0.0	0.0	0.0	0.0
Other psychotherapeutics, including tranquilizers.....	06	3802032	4.3	0.0	0.0	0.1	0.0	0.0
Anticonvulsants.....	06	380204	-9.6	0.0	0.0	0.0	0.0	0.0
Other central nervous system and sense organs.....	06	380205	4.8	0.0	0.0	0.0	0.0	0.0
Pharmaceuticals acting on the cardiovascular system.....	06	3803	5.1	0.3	0.0	0.0	0.0	0.0
Other cardiovascular preparations.....	06	380305	3.9	0.0	0.1	0.0	0.0	0.0
Pharmaceuticals acting on the respiratory system.....	06	3804	-3.7	0.1	0.1	-3.3	0.0	0.0
Antihistamines and bronchodilators, including antiasthmatics.....	06	380402	2.7	0.0	0.0	0.0	0.0	0.0
Other respiratory preparations.....	06	380403	-10.2	0.2	0.3	-8.2	0.0	0.0
Other respiratory preparations, over-the-counter.....	06	380403OC	1.9	0.5	0.0	0.0	0.0	0.0
Other respiratory preparations, prescription.....	06	380403RX	-19.4	0.0	0.7	-16.7	0.0	0.0
Pharmaceuticals acting on the digestive or the genito-urinary systems.....	06	3805	-0.4	-0.5	0.0	0.0	0.0	0.4
Other digestive or genito-urinary preparations.....	06	380503	-0.3	-0.5	0.0	0.0	0.0	0.4
Other digestive or genito-urinary preparations, prescription.....	06	380503RX	-0.2	-0.6	0.0	0.0	0.0	0.5
Pharmaceuticals acting on the skin.....	06	3806	0.8	0.0	0.0	0.0	0.0	0.0
Other pharmaceutical preparations acting on the skin.....	06	380603	0.9	0.0	0.0	0.0	0.0	0.0
Anti-acne preparations.....	06	380606	0.1	0.0	0.0	0.0	0.0	0.0
Vitamin, nutrient, and hematonic preparations.....	06	3807	4.5	-0.2	1.4	1.5	-0.1	0.8
Multivitamins.....	06	380702	8.6	0.0	8.3	0.0	0.0	0.0
Other vitamins and nutrients.....	06	380703	1.9	-0.3	0.0	0.0	-0.1	1.3
Pharmaceuticals affecting parasitic and infective diseases.....	06	3808	1.9	0.0	0.2	0.0	0.0	0.0
Broad and medium spectrum antibiotics.....	06	380802	0.6	0.0	0.0	0.0	0.0	0.0
Systemic antivirals.....	06	380803	3.2	0.0	0.0	0.0	0.0	0.0
Other parasitic and infective diseases.....	06	380804	3.3	0.0	0.5	0.0	0.0	0.0
Fats and oils, inedible.....	06	4	-13.7	0.5	7.1	3.3	0.0	-6.1
Fats and oils, inedible.....	06	41	-13.7	0.5	7.1	3.3	0.0	-6.1
Fats and oils, inedible.....	06	4101	-13.7	0.5	7.1	3.3	0.0	-6.1
Soybean oil, processed for inedible purposes.....	06	410131	-12.0	0.4	8.8	3.1	-0.9	-7.1
Crude soybean oil, degummed, made from soybeans crushed in the same establishment.....	06	4101311	-3.9	-3.5	3.5	3.0	-0.7	-1.2
Soybean oil, all other types.....	06	4101312	-16.0	2.8	11.8	3.2	-1.0	-10.2
Lard, inedible tallow, and grease, except wool grease.....	06	410132	-19.5	0.8	0.0	4.4	3.9	-1.7
Agricultural chemicals and chemical products.....	06	5	-24.4	-4.6	-6.1	0.5	-2.0	1.6
Mixed fertilizers.....	06	51	-9.7	-0.9	-2.5	-0.8	-1.1	-0.3
Mixed fertilizers.....	06	5105	-9.7	-0.9	-2.5	-0.8	-1.1	-0.3
Mixed fertilizers.....	06	510501	-9.7	-0.9	-2.5	-0.8	-1.1	-0.3
Mixed fertilizers, made in plants which manufacture fertilizer materials.....	06	5105011	-5.9	-0.9	-2.9	2.6	0.9	0.9
Mixed fertilizers, dry, mixing only.....	06	5105012	-7.3	-0.8	-1.6	-2.4	-0.2	-1.3
Mixed fertilizers, liquid, mixing only.....	06	5105013	-30.3	-1.6	-5.1	-3.6	-12.4	0.4
Fertilizer materials.....	06	52	-35.9	-7.3	-12.5	3.0	0.2	3.9
Nitrogenates.....	06	5201	-44.2	-13.1	-0.8	-1.4	-0.7	2.4
Fertilizer materials of organic origin.....	06	520137	-0.4	-0.3	0.0	0.0	0.0	0.0
Synthetic ammonia, nitric acid, ammonium compounds, and urea.....	06	52013A	-46.7	-14.3	-0.9	-1.6	-0.8	2.7

See footnotes at end of table.

Table 7. Producer price index percentage changes for commodity and service groupings and individual items, not seasonally adjusted — Continued
 [October 2023]

Title	Commodity code		Unadjusted 12-month percent change ¹	Unadjusted 1-month percent change ¹				
	Group code	Item code		Oct. 2022 to Oct. 2023 ^P	May to June	June to July ^P	July to Aug. ^P	Aug. to Sept. ^P
Phosphates.....	06	5202	-24.4	-1.7	-22.3	7.7	1.2	5.3
Phosphoric acid, 52-54 percent APA, superphosphates and other phosphate fertilizer materials.....	06	52026A	-24.4	-1.7	-22.3	7.7	1.2	5.3
Other agricultural chemicals.....	06	53	-15.4	-3.6	-1.3	-1.1	-4.4	0.4
Other agricultural chemicals.....	06	5301	-15.4	-3.6	-1.3	-1.1	-4.4	0.4
Lawn and garden pesticides and chemicals.....	06	530107	1.9	0.0	0.0	0.0	-3.0	0.0
Household and institutional pesticides and chemicals.....	06	530108	5.1	0.0	0.0	0.2	0.0	0.0
Agricultural and commercial pesticides and chemicals.....	06	530109	-17.1	-3.9	-1.4	-1.3	-4.8	0.4
Plastic resins and materials.....	06	6	-11.9	-1.9	-3.4	-1.2	0.0	-1.4
Thermoplastic resins and plastics materials.....	06	62	-12.1	-2.0	-3.2	-1.5	0.0	-1.2
Thermoplastic resins and plastics materials.....	06	6212	-12.1	-2.0	-3.2	-1.5	0.0	-1.2
Thermoplastic resins and plastics materials.....	06	621201	-12.1	-2.0	-3.2	-1.5	0.0	-1.2
Thermosetting resins and plastics materials.....	06	63	-11.2	-1.0	-5.0	1.1	0.5	-2.8
Thermosetting resins and plastics materials.....	06	6306	-11.2	-1.0	-5.0	1.1	0.5	-2.8
Thermosetting resins and plastics materials.....	06	630601	-11.2	-1.0	-5.0	1.1	0.5	-2.8
Other chemicals and allied products.....	06	7	2.9	-0.2	0.2	-0.1	-0.1	0.2
Soaps and detergents.....	06	71	6.3	-0.1	0.1	0.0	-0.1	0.1
Soaps and other detergents.....	06	7104	6.3	-0.1	0.1	0.0	-0.1	0.1
Soaps and detergents, commercial, industrial, and institutional.....	06	710401	10.8	0.0	0.3	0.0	-0.2	0.0
Commercial, industrial, and institutional hard surface cleaners.....	06	71040101	6.7	0.0	0.0	0.0	0.0	0.0
Commercial, industrial, and institutional laundry detergents.....	06	71040102	5.7	0.0	0.0	0.0	0.0	0.0
Commercial, industrial, and institutional dishwashing detergents.....	06	71040103	20.9	0.0	0.0	0.0	0.0	0.0
Commercial, industrial, and institutional metal cleaners.....	06	71040104	2.8	0.0	0.0	0.0	0.0	0.0
Dairy, farm, and food plant cleaners, sanitizers, etc.....	06	71040106	0.7	0.0	0.0	0.0	0.0	0.0
Commercial, industrial, and institutional soaps, excluding specialty cleaners.....	06	71040107	1.7	0.0	0.0	0.0	-0.8	0.0
Household detergents.....	06	710402	3.5	0.0	0.2	0.3	0.1	0.1
Household alkaline detergents and cleaners.....	06	7104021	10.0	0.0	0.3	0.3	0.1	0.1
Household dry and liquid laundry detergents.....	06	7104022	0.0	0.0	0.0	0.0	0.0	0.0
Soaps, excluding specialty cleaners, household.....	06	710403	0.8	-0.2	-0.4	0.0	-0.1	0.2
Polish and other sanitation goods.....	06	72	2.3	0.1	-0.2	0.0	0.0	0.1
Polish and other sanitation goods.....	06	7201	2.3	0.1	-0.2	0.0	0.0	0.1
Polishing preparations and related products.....	06	720103	1.6	0.8	-0.6	0.1	0.0	0.6
Specialty cleaning and sanitation products.....	06	720105	1.0	0.0	-0.2	0.0	0.0	0.0
Disinfectants, nonagricultural, industrial and institutional.....	06	7201051	0.7	0.0	0.0	0.0	0.0	0.0
Air and room fresheners.....	06	7201053	0.4	0.0	0.0	0.0	0.0	0.0
Laundry fabric softeners and rinses, liquid and dry.....	06	7201058	3.6	0.0	0.9	0.0	0.0	0.0
Other specialty cleaning and sanitation products.....	06	7201059	1.1	0.0	-0.7	0.0	0.0	0.0
Cosmetics and other toilet preparations.....	06	75	4.9	0.4	0.0	0.0	-0.1	0.3
Shaving preparations.....	06	7502	0.5	0.0	0.2	0.0	0.0	0.0
Shaving preparations.....	06	750206	0.5	0.0	0.2	0.0	0.0	0.0
Perfumes, toilet waters, and colognes.....	06	7503	3.0	0.0	0.0	0.0	0.0	0.0
Perfumes, toilet waters, and colognes.....	06	750306	3.0	0.0	0.0	0.0	0.0	0.0
Hair preparations (including shampoos).....	06	7504	1.8	0.0	0.1	0.0	0.0	0.0
Hair preparations (including shampoos).....	06	750407	1.8	0.0	0.1	0.0	0.0	0.0
Hair preparations incl professional, consumer, and cream/gel shampoos.....	06	75040701	1.9	0.0	0.1	0.0	0.0	0.0
Hair tonics and hair dressings incl professional and consumer use.....	06	75040702	1.4	0.0	0.0	0.0	0.0	0.0
Toothpastes, denture cleaners, and mouthwashes.....	06	7505	9.8	0.1	0.0	-0.1	0.0	2.0
Denture cleaners, mouthwashes, gargles, and rinses.....	06	750504	10.4	0.1	0.0	-0.1	0.0	3.1
Creams, lotions, and oils, excluding shaving, hair, and deodorant.....	06	7514	5.4	0.0	0.0	0.0	0.0	0.0
Creams, lotions, and oils, excluding shaving, hair, and deodorant.....	06	751401	5.4	0.0	0.0	0.0	0.0	0.0
Other cosmetics and toilet preparations.....	06	7515	4.7	0.8	0.0	0.0	-0.3	0.1
Other cosmetics and toilet preparations.....	06	751501	4.7	0.8	0.0	0.0	-0.3	0.1
Misc. chemical prod. and preparations.....	06	79	1.0	-0.5	0.3	-0.2	0.0	0.1
Explosives and blasting accessories.....	06	7902	2.5	0.2	0.2	-0.6	0.2	0.0
Explosives and blasting accessories.....	06	790234	2.5	0.2	0.2	-0.6	0.2	0.0
Industrial gases.....	06	7903	0.7	-1.3	1.5	-1.5	1.5	0.1
Carbon dioxide.....	06	790302	4.5	0.0	2.2	-1.3	-2.3	1.1
Nitrogen.....	06	790303	0.3	-1.7	1.4	-1.5	0.2	0.1
Oxygen.....	06	790304	6.8	-0.9	-1.2	0.0	0.0	-0.2
Argon and hydrogen.....	06	790309	9.9	1.6	-0.6	0.4	6.1	-0.3
Other industrial gases (including fluorocarbon and acetylene).....	06	790312	-3.4	-2.0	2.9	-2.4	2.6	0.0

See footnotes at end of table.

Table 7. Producer price index percentage changes for commodity and service groupings and individual items, not seasonally adjusted — Continued
 [October 2023]

Title	Commodity code		Unadjusted 12-month percent change ¹	Unadjusted 1-month percent change ¹				
	Group code	Item code		Oct. 2022 to Oct. 2023 ^P	May to June	June to July ^P	July to Aug. ^P	Aug. to Sept. ^P
Adhesives and sealants.....	06	7904	1.8	-0.2	-0.1	-0.3	0.1	0.1
Synthetic resin and rubber adhesives.....	06	790402	1.5	-0.3	-0.2	-0.5	0.2	-0.1
Epoxy adhesives.....	06	7904021	2.7	0.0	0.0	0.0	0.1	0.0
Other synthetic resin and rubber adhesives.....	06	7904026	-1.4	-0.8	-0.4	-0.9	0.5	-0.2
Structural sealants (load bearing).....	06	790407	-2.6	0.0	0.0	0.0	0.0	0.0
Nonstructural caulking compounds and sealants.....	06	79040A	2.7	0.0	0.0	0.0	0.0	0.0
Surface active agents.....	06	7905	-1.7	0.7	0.0	0.0	-0.6	0.0
Textile and leather assistants and finishes.....	06	790501	-	-1.9	-	-	-	-
Surfactants (bulk surface active agents).....	06	790502	2.9	1.6	0.0	0.0	-0.8	0.0
Gum and wood chemicals, including wood distillation products.....	06	7906	-3.3	-0.7	0.0	-4.8	0.9	0.0
Gum and wood chemicals, including wood distillation products.....	06	790607	-3.3	-0.7	0.0	-4.8	0.9	0.0
Other miscellaneous chemical products.....	06	7909	1.3	-0.8	0.2	0.5	-0.5	0.2
Carbon black, all processes.....	06	790918	-1.1	-2.3	2.3	0.5	2.3	1.6
Printing ink.....	06	790919	2.4	0.0	0.4	-0.9	-0.1	0.0
Gravure printing inks.....	06	7909192	0.0	0.0	0.0	0.0	0.0	0.0
Lithographic and offset inks.....	06	7909193	4.3	0.0	0.0	0.5	-0.3	-0.2
News and nonheat web offset printing inks.....	06	79091931	2.1	0.0	0.0	0.2	-2.9	0.0
Publication and commercial web inks.....	06	79091932	7.5	0.0	0.0	0.5	0.0	0.0
Sheet-fed general inks.....	06	79091933	-0.5	0.0	0.0	-0.3	0.0	-0.5
Sheet-fed packaging inks.....	06	79091934	0.6	0.0	0.0	1.3	-0.3	-0.4
Flexographic printing inks.....	06	7909194	-3.7	0.0	0.0	-3.6	0.0	-0.2
Nonimpact/digital inks.....	06	7909195	5.6	0.0	1.3	-0.6	0.0	0.5
All other printing inks.....	06	7909196	5.7	0.1	0.4	0.9	1.6	-0.3
Water-treating compounds.....	06	790961	0.0	-6.0	0.6	2.9	-1.2	0.0
Automotive chemicals.....	06	790991	-1.4	0.0	-0.9	0.0	0.0	0.5
All other chemical preparations, including essential oils, matches, and gelatin.....	06	790999	1.9	0.3	0.3	0.4	-0.3	0.0
Rubber and plastic products.....	07	-	-2.8	-0.6	-0.4	-0.2	-0.2	-0.1
Rubber and rubber products.....	07	1	-0.6	-0.7	-0.8	0.0	0.1	0.3
Synthetic rubber, inc. styrene-butadiene rubber (SBR) and ethylene propylene.....	07	11	-13.6	-2.8	-5.6	0.1	1.1	2.4
Synthetic rubber.....	07	1102	-13.6	-2.8	-5.6	0.1	1.1	2.4
Synthetic rubber, inc. sbr and ethylene propylene.....	07	110224	-13.6	-2.8	-5.6	0.1	1.1	2.4
Tires, tubes, tread, & repair materials.....	07	12	3.4	-0.3	-0.1	0.0	-0.2	0.0
Tires.....	07	1201	3.3	-0.3	-0.1	0.0	-0.2	0.0
Pneumatic tires (including passenger, truck, bus, tractor, industrial, and other tires).....	07	12010	3.4	-0.3	-0.1	0.0	-0.2	0.0
Passenger car pneumatic tires.....	07	120104	4.8	0.0	-0.2	0.0	0.0	0.0
Truck and bus (including off-the-highway) pneumatic tires.....	07	120105	-2.0	-0.1	0.0	0.0	0.0	0.0
Tread rubber, tire sundries, and repair materials.....	07	1203	5.8	-0.7	0.1	0.0	-0.1	0.0
Tread rubber, tire sundries, and repair materials.....	07	120354	5.8	-0.7	0.1	0.0	-0.1	0.0
Miscellaneous rubber products.....	07	13	1.4	-0.2	0.5	-0.1	0.1	-0.2
Rubber and plastics footwear, including athletic footwear.....	07	1301	-0.2	0.0	0.1	0.0	0.0	0.0
Rubber and plastics footwear, including athletic footwear.....	07	130109	-0.2	0.0	0.1	0.0	0.0	0.0
Rubber and plastic belts and belting.....	07	1303	1.2	-0.6	0.0	0.0	0.0	-0.3
Flat rubber and plastics belts and belting.....	07	130371	0.3	-0.9	0.0	0.0	0.0	-0.5
Rubber and plastics transmission belts and belting (excluding flat).....	07	130372	2.7	0.0	0.1	0.1	0.0	0.0
Rubber and plastics hose.....	07	1304	-3.8	0.3	0.5	-0.1	0.1	-0.4
Rubber and plastics hose.....	07	130411	-3.8	0.3	0.5	-0.1	0.1	-0.4
Industrial rubber and plastics hose without fittings.....	07	1304116	-2.7	0.0	0.0	0.0	0.0	0.0
Rubber and plastics water hose (incl. fire, irrigation, etc.).....	07	1304117	-17.5	0.0	-1.8	-1.2	0.8	-2.0
Rubber and plastics hose for on- and off-highway motor vehicles.....	07	1304118	2.3	0.0	2.3	0.9	0.0	0.0
Miscellaneous rubber products, n.e.c.....	07	1306	2.4	-0.2	0.6	-0.1	0.1	-0.2
All other industrial rubber products.....	07	130604	2.0	-0.1	1.9	0.2	0.0	-0.4
All other miscellaneous rubber goods.....	07	130606	3.0	0.0	0.0	-0.1	0.0	0.0
Rubber compounds or mixtures for sale or interplant transfer.....	07	130612	-5.1	-1.1	-0.3	-0.7	0.3	-0.6
Rubber products for mechanical use.....	07	130617	8.3	0.0	0.8	0.0	0.0	0.0
Molded rubber mechanical goods automotive.....	07	1306171	13.2	0.0	1.3	0.0	0.0	0.0
Molded rubber mechanical goods, transportation/off-highway.....	07	1306172	3.5	0.1	0.0	-0.1	0.0	0.0
Other molded rubber mechanical goods (excluding tubing).....	07	1306179	6.0	0.0	0.9	0.1	0.0	0.0
Other extruded rubber mechanical goods (excl. auto)(excl. tubing).....	07	130617C	1.4	0.0	0.0	0.0	0.0	0.0
Rubber coated fabrics, garments, and footwear.....	07	130618	4.8	0.0	0.0	2.1	0.0	0.0
Plastic products.....	07	2	-3.4	-0.6	-0.3	-0.2	-0.2	-0.2
Plastic construction products.....	07	21	-4.8	-0.8	-0.1	-0.1	0.4	-0.6

See footnotes at end of table.

Table 7. Producer price index percentage changes for commodity and service groupings and individual items, not seasonally adjusted — Continued
[October 2023]

Title	Commodity code		Unadjusted 12-month percent change ¹	Unadjusted 1-month percent change ¹				
	Group code	Item code		Oct. 2022 to Oct. 2023 ^P	May to June	June to July ^P	July to Aug. ^P	Aug. to Sept. ^P
Plastics construction products.....	07	2106	-4.8	-0.8	-0.1	-0.1	0.4	-0.6
Plastics pipe.....	07	210603	-11.2	-1.1	-1.1	-0.9	0.0	-1.9
Plastics drain, waste, and vent pipe.....	07	2106031	-24.3	-0.6	-0.3	-0.5	0.1	-9.1
Plastics water pipe.....	07	2106033	-5.9	-1.8	-0.9	-2.1	-0.4	2.2
Plastics sewer, stormdrain, and water main pipe.....	07	2106038	-10.0	-1.4	-0.7	-1.4	-1.3	0.8
Other plastics pipe.....	07	210603B	-8.5	0.0	-8.9	0.0	0.0	0.0
Plastics pipe fittings and unions.....	07	210604	-3.8	-0.6	-1.0	1.2	-0.5	-0.4
Plastics plumbing fixtures.....	07	210605	3.2	0.1	0.3	0.7	0.0	0.0
Other plastics construction products.....	07	210606	-2.1	-0.7	0.6	0.0	0.8	0.0
Building and construction polystyrene foam products.....	07	2106061	-8.7	-6.6	-0.9	-0.4	0.0	0.0
Building & construction fabricated plastics products (excl foam, plumbing fixtures, hardware).....	07	2106063	-1.3	0.1	0.8	0.1	0.9	0.0
Unsupported plastic film, sheet and other shapes.....	07	22	-7.4	-1.5	-1.4	-0.8	-1.5	0.4
Unsupported plastics film, sheet, and other shapes.....	07	2205	-7.4	-1.5	-1.4	-0.8	-1.5	0.4
Unsupported plastics film, sheet, and other shapes.....	07	220501	-7.4	-1.5	-1.4	-0.8	-1.5	0.4
Unlaminated polyethylene film and sheet.....	07	2205011	-8.1	-2.8	-0.2	-0.4	-2.6	0.3
Unlaminated vinyl and vinyl copolymer film and sheet.....	07	2205013	-4.6	-0.7	0.0	0.0	-0.7	0.0
Miscellaneous unlaminated plastics film and sheet.....	07	2205014	-13.6	-2.7	-0.4	-0.2	-2.8	-0.7
Unlaminated plastics profile shapes.....	07	2205015	1.8	1.0	-3.8	-1.7	0.6	1.5
Laminated plastic sheets, rods, and tubes.....	07	23	4.4	0.1	0.0	0.1	0.0	0.0
Laminated plastics plates, sheet (except packaging), and shapes.....	07	2304	4.4	0.1	0.0	0.1	0.0	0.0
Laminated plastics plates, sheet (except packaging), and shapes.....	07	230401	4.4	0.1	0.0	0.1	0.0	0.0
Parts for manufacturing from plastics.....	07	26	-3.6	-0.1	-0.1	-0.2	-0.2	-0.2
Parts for transportation equipment.....	07	2601	-2.3	-0.2	0.0	0.0	-0.3	-0.3
Parts for transportation equipment.....	07	260105	-2.3	-0.2	0.0	0.0	-0.3	-0.3
Transportation polyurethane foam products.....	07	2601051	0.7	0.0	0.0	0.0	0.0	0.0
Transportation fabricated plastic parts (excluding foam and reinforced plastics).....	07	2601052	-2.6	-0.2	0.0	0.0	-0.3	-0.3
Other parts and components for manufacturing.....	07	2602	-1.3	0.1	0.5	-0.5	0.3	-0.2
Other parts and components for manufacturing.....	07	260205	-1.3	0.1	0.5	-0.5	0.3	-0.2
All other miscellaneous polyurethane foam products.....	07	2602051	2.2	0.0	0.0	0.0	0.0	0.0
Electrical & electronic fabricated plastics (excl. foam and reinforced plastics).....	07	2602052	-3.3	1.1	1.4	-1.4	0.9	-0.6
All other polystyrene foam products incl. transportation application uses.....	07	2602053	-4.0	-1.1	0.0	0.0	0.0	0.0
Industrial machinery plastics products, excl foam (incl gears, bearings, bushings, cams).....	07	2602054	0.6	0.0	0.0	0.0	0.0	0.0
Foam components for furniture.....	07	2603	-13.8	0.0	-1.6	-1.1	-0.4	0.0
Foam components for furniture.....	07	260305	-13.8	0.0	-1.6	-1.1	-0.4	0.0
Other plastic products.....	07	29	0.7	-0.2	-0.6	0.4	-0.1	-0.4
Other plastics products.....	07	2901	0.7	-0.2	-0.6	0.4	-0.1	-0.4
Custom compounding of purchased resins and color concentrates.....	07	290196	-4.2	-0.2	-1.4	0.7	-0.3	-0.7
All other reinforced and fiberglass plastics products.....	07	290197	9.2	0.0	0.6	0.0	0.1	0.0
Products made of foam other than polystyrene or polyurethane.....	07	290198	1.9	0.0	0.0	0.0	0.0	0.0
Plastic packaging products.....	07	2A	-4.6	-0.4	-0.3	-0.2	0.0	-0.2
Plastics packaging products.....	07	2A01	-4.6	-0.4	-0.3	-0.2	0.0	-0.2
Plastics packaging products.....	07	2A0101	-4.6	-0.4	-0.3	-0.2	0.0	-0.2
Other plastics packaging products, excluding film, sheet, foam and bottles.....	07	2A01012	-4.6	-0.9	-0.4	-0.1	0.1	-0.5
Packaging polyurethane foam products.....	07	2A01013	0.8	0.0	0.0	0.0	0.0	0.0
Plastics bottles.....	07	2A01014	-4.3	0.5	-0.2	-0.4	-0.1	0.0
Polystyrene foam food containers.....	07	2A01015	-7.1	0.3	-0.3	-0.4	0.0	0.3
Polystyrene foam protective shipping pads, shaped cushioning, etc....	07	2A01016	-5.9	-2.6	0.0	-0.6	-1.1	0.0
Consumer, institutional, and commercial products, n.e.c.....	07	2B	0.5	0.0	0.1	0.1	-0.3	0.2
All other consumer, institutional, and commercial products.....	07	2B01	0.5	0.0	0.1	0.1	-0.3	0.2
All other consumer, institutional, and commercial products.....	07	2B0101	0.5	0.0	0.1	0.1	-0.3	0.2
Consumer and institutional polystyrene foam products.....	07	2B01011	-4.1	-0.5	0.6	0.0	-1.0	0.9
Consumer/institutional/commercial fabricated plastics products.....	07	2B01015	0.9	0.1	0.0	0.1	-0.1	0.0
Recyclable plastics.....	07	2C	-	-7.1	0.4	-5.5	-2.9	-
Recyclable plastics.....	07	2C01	-	-7.1	0.4	-5.5	-2.9	-
Recyclable plastics.....	07	2C0101	-	-7.1	0.4	-5.5	-2.9	-
Lumber and wood products.....	08	-	-6.5	-0.6	0.3	-1.1	-0.1	-0.3
Lumber.....	08	1	-12.3	-1.4	2.3	-3.6	-0.8	-1.5
Softwood lumber.....	08	11	-16.3	-1.3	4.5	-4.6	-1.7	-3.2

See footnotes at end of table.

Table 7. Producer price index percentage changes for commodity and service groupings and individual items, not seasonally adjusted — Continued
 [October 2023]

Title	Commodity code		Unadjusted 12-month percent change ¹	Unadjusted 1-month percent change ¹				
	Group code	Item code		Oct. 2022 to Oct. 2023 ^P	May to June	June to July ^P	July to Aug. ^P	Aug. to Sept. ^P
Softwood cut stock and dimension.....	08	1105	-18.4	-1.2	0.4	-3.6	-0.3	-2.4
Softwood cut stock and dimension.....	08	110503	-18.4	-1.2	0.4	-3.6	-0.3	-2.4
Softwood lumber, not edge worked.....	08	1106	-17.0	-1.4	5.1	-5.0	-2.0	-3.5
Softwood lumber, not edge worked.....	08	110601	-17.0	-1.4	5.1	-5.0	-2.0	-3.5
Softwood dressed lumber, less than 2 inches in nominal thickness, not edge worked.....	08	1106012	-36.3	-6.9	-5.1	-4.9	-5.1	-5.9
Softwood dressed 2-inch lumber, 2 inches in nominal thickness only, not edge worked.....	08	1106013	-17.8	-0.2	11.1	-7.3	-1.8	-5.6
Softwood dressed lumber and timbers, more than 2 inches in nominal thickness, not edge worked.....	08	1106014	-15.4	-4.5	-1.9	2.7	-5.3	0.3
Softwood lumber, made from purchased lumber.....	08	1107	-6.1	-0.1	1.2	-0.4	0.4	-0.4
Softwood lumber, made from purchased lumber.....	08	110701	-6.1	-0.1	1.2	-0.4	0.4	-0.4
Hardwood lumber.....	08	12	-5.7	-1.7	-1.1	-2.1	0.6	1.1
Hardwood cut stock and dimension.....	08	1203	-4.0	0.2	-0.2	-0.1	0.2	0.2
Hardwood cut stock and dimension.....	08	120311	-4.0	0.2	-0.2	-0.1	0.2	0.2
Hardwood flooring.....	08	1204	2.0	0.5	0.1	-0.5	0.3	0.1
Oak and maple hardwood flooring.....	08	120401	2.2	0.5	0.1	-0.5	0.3	0.1
Hardwood flooring, other than oak and maple.....	08	120402	0.1	0.0	0.0	0.0	0.0	0.0
Hardwood lumber, not edge worked.....	08	1205	-10.2	-3.2	-1.8	-2.3	0.7	1.6
Hardwood lumber, not edge worked.....	08	120501	-10.2	-3.2	-1.8	-2.3	0.7	1.6
Millwork.....	08	2	-4.9	-0.3	-0.1	-1.1	0.2	0.2
General millwork.....	08	21	-1.0	-0.1	-0.2	-1.0	-0.1	0.3
General millwork.....	08	2101	-1.0	-0.1	-0.2	-1.0	-0.1	0.3
Stock wood kitchen cabinets, related cabinetwork and countertops.....	08	210102	0.3	-0.4	0.0	-0.5	0.0	0.2
Stock wood kitchen cabinets and related cabinetwork for permanent installation.....	08	2101021	0.3	-0.5	0.0	-0.7	0.0	0.3
Custom wood kitchen cabinets, bathroom vanities, and related cabinetwork.....	08	210105	2.5	0.0	0.2	-0.8	0.0	0.3
Custom wood kitchen cabinets and related cabinetwork not sold direct to customer at retail.....	08	2101051	4.3	0.0	0.3	-0.3	0.0	0.1
Custom wood kitchen cabinets, bathroom vanities, and related cabinet work sold at retail.....	08	2101052	0.7	0.0	0.0	-1.7	0.0	0.7
Wood window units.....	08	210112	4.5	0.0	0.0	0.0	0.0	0.0
Double hung wood window units.....	08	2101121	4.3	0.0	0.0	0.0	0.0	0.0
Casement wood window units.....	08	2101122	4.8	0.0	0.0	0.0	0.0	0.0
All other wood window units, including horizontal sliding, awning and single hung.....	08	2101123	4.4	0.0	0.0	0.0	0.0	0.0
Wood sash, excluding sash shipped in window units.....	08	210122	4.6	0.0	0.0	0.0	0.0	0.0
Wood window & door frames, incl. door frames in door units, excl. window frames in window units.....	08	210132	-24.3	-0.6	-3.6	-10.9	1.4	4.4
Wood panel, flush, & molded face doors, interior & exterior, incl. doors with glazed sections.....	08	210142	1.7	0.0	0.1	-0.5	0.2	-0.2
Other wood doors, incl. garage, patio, bifold, cabinet, screen, storm and louver.....	08	210152	1.7	0.5	0.1	0.0	-0.2	0.0
Wood moldings.....	08	210162	-6.5	-0.3	-0.8	-0.1	-0.2	-0.7
Mirror and picture frames and framed pictures.....	08	210175	1.1	0.0	1.1	0.0	0.0	0.0
Other wood millwork products, including stairwork, exterior millwork, and softwood flooring.....	08	210183	-4.3	0.0	0.0	0.0	-1.6	-0.3
Prefabricated structural members.....	08	22	-15.4	-0.8	0.2	-1.3	0.9	0.1
Prefabricated structural members.....	08	2201	-15.4	-0.8	0.2	-1.3	0.9	0.1
Laminated veneer lumber.....	08	220107	-14.6	-	-	-5.3	-0.9	-0.6
Other engineered structural wood members, excluding trusses & laminated veneer lumber.....	08	220108	-12.5	-0.2	0.0	-1.6	0.0	0.0
Wood trusses.....	08	220109	-16.3	-1.0	0.4	-0.7	1.4	0.2
Plywood.....	08	3	-8.5	-0.8	-0.8	1.4	1.3	1.1
Softwood veneer and plywood.....	08	31	-9.3	-1.7	-1.2	2.5	3.3	1.7
Softwood veneer and plywood.....	08	3103	-9.3	-1.7	-1.2	2.5	3.3	1.7
Softwood veneer and plywood.....	08	310303	-9.3	-1.7	-1.2	2.5	3.3	1.7
Softwood veneer, incl. veneer backed w/ paper, cloth, or other flexible material.....	08	3103031	-17.1	-0.4	0.4	1.8	1.7	1.3
Softwood plywood products: rough, sanded, and specialties.....	08	3103035	-5.6	-2.4	-2.0	2.9	4.1	1.9
Hardwood veneer and plywood.....	08	35	-6.5	0.4	-0.3	0.0	-1.2	0.4
Hardwood veneer and plywood.....	08	3501	-6.5	0.4	-0.3	0.0	-1.2	0.4
Hardwood veneer, including veneer backed with paper, cloth, or other flexible material.....	08	350102	-1.7	0.8	0.2	-0.1	-0.1	-0.2
Hardwood plywood.....	08	350104	-12.3	-0.6	-1.0	0.3	-2.0	1.4
Hardwood veneered panels, including two-ply veneers.....	08	350107	-4.1	1.3	0.0	-0.3	-2.4	0.0

See footnotes at end of table.

Table 7. Producer price index percentage changes for commodity and service groupings and individual items, not seasonally adjusted — Continued
 [October 2023]

Title	Commodity code		Unadjusted 12-month percent change ¹	Unadjusted 1-month percent change ¹				
	Group code	Item code		Oct. 2022 to Oct. 2023 ^P	May to June	June to July ^P	July to Aug. ^P	Aug. to Sept. ^P
Other wood products.....	08	4	-6.5	-0.6	-0.5	-0.4	-0.5	-1.6
Wood pallets and pallet containers, wood and metal combination.....	08	41	-13.2	-1.5	-1.4	-1.1	-0.9	-2.0
Wood pallets and pallet containers.....	08	4101	-13.2	-1.5	-1.4	-1.1	-0.9	-2.0
Wood pallets and pallet containers, wood and metal combination.....	08	410101	-13.2	-1.5	-1.4	-1.1	-0.9	-2.0
Wood boxes.....	08	42	-7.1	0.0	0.2	0.0	-0.3	-3.7
Wood boxes.....	08	4201	-7.1	0.0	0.2	0.0	-0.3	-3.7
Nailed and lock-corner wood boxes.....	08	420101	-1.4	0.0	0.0	0.0	0.0	0.0
Wood box and crate shook.....	08	420102	-10.3	0.0	0.4	0.0	-0.6	-0.1
Other wood container parts and wood containers.....	08	420127	-6.1	0.0	0.0	0.0	0.0	-8.1
Miscellaneous wood products.....	08	49	3.1	0.6	0.5	0.4	0.0	-0.7
Wood ties, siding, shingles, and shakes, and contract sawing of logs owned by others.....	08	4903	13.6	0.0	1.2	6.6	0.0	0.3
Wood ties, siding, shingles, and shakes, and contract sawing of logs owned by others.....	08	490301	13.6	0.0	1.2	6.6	0.0	0.3
Sawn wood fence stock, wood lath, and contract resawing and planing. ...	08	4904	0.0	0.0	0.0	0.0	0.0	0.0
Sawn wood fence stock, wood lath, and contract resawing and planing.....	08	490401	0.0	0.0	0.0	0.0	0.0	0.0
All other miscellaneous wood products.....	08	4909	2.6	0.7	0.5	0.0	0.0	-0.9
All other miscellaneous wood products.....	08	490901	2.6	0.7	0.5	0.0	0.0	-0.9
Logs, bolts, timber, pulpwood and wood chips.....	08	5	-2.5	0.1	-0.7	0.4	0.1	0.1
Logs, bolts, timber, pulpwood and wood chips.....	08	51	-2.5	0.1	-0.7	0.4	0.1	0.1
Logs, bolts, timber, pulpwood and wood chips.....	08	5105	-2.5	0.1	-0.7	0.4	0.1	0.1
Logs, bolts, timber and pulpwood.....	08	510502	-3.0	0.0	-0.8	0.9	0.0	0.3
Wood chips, excluding field chips.....	08	510505	-0.9	0.5	-0.6	-1.4	0.2	-0.5
Prefabricated wood buildings & components.....	08	6	-0.8	0.1	-0.2	0.0	-0.1	0.7
Prefabricated wood buildings & components.....	08	61	-0.8	0.1	-0.2	0.0	-0.1	0.7
Prefabricated wood buildings and components.....	08	6101	-0.8	0.1	-0.2	0.0	-0.1	0.7
Prefabricated stationary wood buildings, components (not sold as complete units).....	08	610101	0.7	-1.5	2.6	-1.5	0.2	-0.2
Prefabricated stationary wood buildings, precut packages (complete units).....	08	610102	1.1	1.3	0.0	0.2	0.1	-0.4
Prefabricated stationary wood buildings, shipped in panel form (complete units).....	08	610103	-1.1	0.0	0.3	0.1	-0.4	2.2
Prefabricated stationary wood buildings, shipped in three-dimensional assemblies.....	08	610104	0.7	0.0	-1.6	0.0	0.0	-0.1
Prefabricated stationary wood buildings, three-dimensional assemblies, residential.....	08	6101041	1.7	0.0	-1.8	0.0	0.0	-0.1
Prefabricated stationary wood buildings, three-dimensional assemblies, nonresidential.....	08	6101042	-7.6	0.0	0.0	0.0	0.0	0.0
Treated wood and contract wood preserving.....	08	7	2.1	-1.1	1.1	-0.4	-0.9	0.6
Treated wood and contract wood preserving.....	08	71	2.1	-1.1	1.1	-0.4	-0.9	0.6
Treated wood.....	08	7101	2.2	-1.1	1.2	-0.4	-1.0	0.6
Wood poles, piles, and posts owned and treated by the same establishment.....	08	710101	7.3	-1.6	0.9	0.8	-1.9	1.4
Other wood products owned and treated by the same establishment. ...	08	710102	-1.9	-0.6	1.5	-1.8	0.2	-0.4
Contract wood preservation.....	08	7102	0.7	-0.5	0.2	0.2	0.1	0.0
Receipts for treating wood owned by others w/ arsenical chemicals, creosote, & other chemicals.....	08	710201	0.7	-0.5	0.2	0.2	0.1	0.0
Pulp, paper, and allied products.....	09	—	-0.1	-0.1	-0.2	0.2	0.3	-0.2
Pulp, paper, and prod., ex. bldg. paper.....	09	1	-1.9	-0.3	-0.6	-0.4	0.4	0.1
Wood pulp.....	09	11	-26.9	-9.4	0.9	-2.1	-5.9	-2.2
Wood pulp.....	09	1105	-26.9	-9.4	0.9	-2.1	-5.9	-2.2
Wood pulp.....	09	110501	-26.9	-9.4	0.9	-2.1	-5.9	-2.2
Special alpha and dissolving wood pulp, incl. sulfite and sulfate and other wood pulp.....	09	1105012	-28.5	-10.9	1.8	-2.5	-6.8	-0.1
All other miscellaneous pulp, other than wood, and pulp mill byproducts incl. turpentine.....	09	1105017	-15.7	0.8	-4.6	0.0	0.0	-15.0
Recyclable paper.....	09	12	31.4	3.8	-0.2	2.2	14.9	13.3
News and other low grade recyclable paper.....	09	1201	-21.5	0.3	-1.4	-7.7	13.3	10.9
News and other low grade recyclable paper.....	09	120125	-21.5	0.3	-1.4	-7.7	13.3	10.9
Corrugated recyclable paper.....	09	1203	50.4	6.4	2.0	5.4	8.4	13.0
Corrugated recyclable paper.....	09	120325	50.4	6.4	2.0	5.4	8.4	13.0
High grade recyclable paper (including pulp substitutes and deinking).....	09	1207	14.2	-1.7	-6.2	-4.1	36.8	14.6
High grade recyclable (including pulp substitutes and deinking).....	09	120725	14.2	-1.7	-6.2	-4.1	36.8	14.6

See footnotes at end of table.

Table 7. Producer price index percentage changes for commodity and service groupings and individual items, not seasonally adjusted — Continued
 [October 2023]

Title	Commodity code		Unadjusted 12-month percent change ¹	Unadjusted 1-month percent change ¹				
	Group code	Item code		Oct. 2022 to Oct. 2023 ^P	May to June	June to July ^P	July to Aug. ^P	Aug. to Sept. ^P
Paper.....	09	13	-1.1	0.0	-0.8	-0.6	0.6	-0.4
Writing and printing papers.....	09	1301	-0.9	-0.6	-1.3	-0.7	0.7	-1.4
Bleached bristol, clay-coated, uncoated, and industrial converted paper.....	09	130119	-0.5	-0.7	-1.7	0.0	0.9	-1.3
Newsprint.....	09	1302	-17.4	-1.6	-5.6	-3.0	2.2	-4.8
Newsprint.....	09	130291	-17.4	-1.6	-5.6	-3.0	2.2	-4.8
Packaging and industrial converting paper.....	09	1303	-1.5	0.8	-0.5	-0.4	0.3	0.8
Coated and laminated single and multi-web paper.....	09	130321	-1.6	0.0	-0.8	0.0	0.0	-0.3
Single-web paper, rolls and sheets, including waxed, for flexible packaging uses.....	09	1303211	3.4	0.0	0.0	0.0	0.0	0.0
Multiweb laminated rolls and sheets, except foil, for flexible packaging uses.....	09	1303213	-6.5	-0.1	-1.7	0.0	0.0	-0.5
Coated and laminated single and multi-web film.....	09	130322	-0.8	1.1	-0.5	-0.4	0.4	0.4
Single-web film, rolls, and sheets, including coextruded, for flexible packaging uses.....	09	130322A	1.6	0.5	-0.4	-0.1	0.4	0.9
Single-web film, rolls, and sheets for flexible packaging uses.....	09	130322A1	1.9	0.9	-0.3	0.1	0.1	0.5
Coextruded single-web film, for flexible packaging uses.....	09	130322A2	0.6	-1.0	-1.1	-0.7	1.8	2.6
All other coated and processed papers.....	09	1305	2.3	0.1	1.2	-0.6	1.2	0.9
Converted foil for nonpackaging applications.....	09	130505	-1.8	0.0	0.0	0.0	0.0	0.0
Other coated and processed papers, except for packaging uses.....	09	130506	3.3	0.2	1.5	-0.8	1.5	1.2
Paperboard.....	09	14	-6.8	0.9	-2.1	-0.3	0.8	-0.2
Corrugated paperboard in sheets and rolls, lined and unlined.....	09	1405	-10.1	1.5	-2.7	1.0	0.0	0.0
Corrugated paperboard in sheets and rolls, lined and unlined.....	09	140551	-10.1	1.5	-2.7	1.0	0.0	0.0
Paperboard, excluding corrugated paperboard in sheets and rolls.....	09	1411	-6.1	0.8	-2.0	-0.6	0.9	-0.2
Recycled paperboard.....	09	141105	-11.3	-2.2	-1.6	-0.2	-0.8	0.2
Unbleached kraft packaging and industrial converting paperboard.....	09	141107	-5.5	2.9	-3.2	-0.2	2.2	-0.5
Bleached packaging and industrial converting paperboard.....	09	141112	-0.3	0.0	0.0	-2.0	0.0	0.0
Converted paper and paperboard products.....	09	15	-0.1	-0.4	-0.1	-0.5	0.0	-0.2
Sanitary paper products, including stock.....	09	1501	3.2	0.3	0.0	-0.6	0.1	-0.8
Sanitary paper products, including stock.....	09	150123	3.2	0.3	0.0	-0.6	0.1	-0.8
Sanitary tissue paper products, made in paper mills.....	09	1501233	2.7	-0.3	-0.2	-0.6	0.0	-1.5
Disposable diapers and similar disposable products, purchased sanitary paper stock and wadding.....	09	1501234	0.0	0.0	0.0	0.0	0.0	0.0
Sanitary tissue paper products, made from purchased sanitary paper stock or wadding.....	09	1501235	6.7	2.1	0.6	-1.2	0.5	0.3
Paper, plastic, and foil bags.....	09	1502	0.4	0.1	0.0	-0.1	0.0	0.1
Uncoated single-web paper grocers' bags and sacks and variety and shopping bags.....	09	150214	15.5	0.0	0.2	0.0	0.0	-0.6
Specialty bags, pouches and liners.....	09	150216	-0.8	0.1	0.0	-0.2	0.0	0.1
Plastics, foil, and coated paper bags.....	09	1502161	1.3	0.1	-0.1	0.0	0.1	0.0
Specialty bags, pouches, and liners, multiweb laminations and foil, except film-film.....	09	15021612	2.2	0.2	-0.2	-0.1	0.1	0.0
Single-web film specialty bags, pouches, and liners.....	09	1502162	-1.2	0.1	0.0	-0.2	0.0	0.2
Polyethylene grocery and variety bags and pouches.....	09	15021621	-3.2	0.0	-0.1	0.1	0.1	0.2
Polyethylene refuse bags.....	09	15021622	-6.1	0.6	-0.3	-0.3	-0.3	-0.6
Other polyethylene bags, pouches, and liners.....	09	15021625	2.7	-0.1	0.3	-0.3	0.0	0.7
Coextruded single-web film specialty bags, pouches, & liners.....	09	15021626	-0.5	0.0	0.0	-0.1	0.0	0.0
Multiweb film/film combination specialty bags, pouches and liners.....	09	1502163	-0.5	0.0	-0.3	-1.5	1.5	0.5
Paper boxes and containers.....	09	1503	-2.3	-1.1	-0.3	-0.5	-0.1	0.0
Corrugated shipping containers.....	09	150301	-6.7	-1.8	-0.4	-0.9	0.0	0.1
Corrugated shipping containers for food and beverages and carryout boxes for retail food.....	09	1503011	-6.0	-0.2	-0.4	-1.4	-0.1	-0.3
Corrugated shipping containers for paper and allied products.....	09	1503012	-15.3	-8.8	-0.7	-2.0	-0.1	0.8
Corrugated shipping containers for metal and electrical machinery.....	09	1503013	-3.4	-0.2	-0.5	0.0	-0.1	0.2
Corrugated shipping containers for all other end uses.....	09	1503014	-4.4	-0.8	-0.3	-0.1	0.0	0.0
Setup (rigid) paperboard boxes.....	09	150322	13.2	0.2	0.0	0.0	0.0	-0.1
Folding paperboard boxes, packaging, and packaging components.....	09	150336	5.7	0.0	-0.1	0.0	-0.3	-0.1
Folding paperboard boxes, packaging, and packaging components.....	09	15033601	5.7	0.0	-0.1	0.0	-0.3	-0.1
Paperboard fiber drums with ends of any material.....	09	150337	-0.8	0.1	0.0	2.5	-0.1	0.2
Other corrugated and solid fiber products, including containers, pallets, pads, etc.....	09	1504	-2.7	-0.1	-0.3	-0.5	0.0	0.1
Other corrugated and solid fiber products, including containers, pallets, pads, etc.....	09	150441	-2.7	-0.1	-0.3	-0.5	0.0	0.1
Office supplies and accessories.....	09	1506	-0.1	-0.1	0.3	-0.8	0.5	-0.6
Envelopes.....	09	150636	-2.8	-0.9	0.2	-0.2	-0.1	0.0
Die-cut paper and paperboard office supplies.....	09	150646	8.7	0.0	0.0	0.0	0.0	0.0
Paper supplies for business machines and other misc. unprinted office supplies.....	09	150655	-4.8	0.5	1.1	-2.8	2.7	-2.2

See footnotes at end of table.

Table 7. Producer price index percentage changes for commodity and service groupings and individual items, not seasonally adjusted — Continued
 [October 2023]

Title	Commodity code		Unadjusted 12-month percent change ¹	Unadjusted 1-month percent change ¹				
	Group code	Item code		Oct. 2022 to Oct. 2023 ^P	May to June	June to July ^P	July to Aug. ^P	Aug. to Sept. ^P
Tablets, pads, and related products.....	09	150657	7.5	0.9	0.0	-0.8	-0.3	-0.4
Fiber cans, tubes, and similar fiber products.....	09	1507	1.8	-0.1	0.3	0.1	0.1	-0.1
Fiber cans, all fiber and composite.....	09	150731	6.0	0.1	1.0	0.2	0.4	-0.2
Fiber cores and tubes.....	09	150732	-0.5	-0.2	0.0	0.0	0.0	0.0
Paperboard cones, reels, spools, bobbins, blocks, and all vulcanized fiber products.....	09	150733	8.4	0.0	0.0	0.0	0.0	0.0
Molded pulp goods, including egg cartons, florists pots, food trays, etc....	09	1508	0.1	-0.6	-0.8	0.1	-2.1	-0.2
Molded pulp goods, including egg cartons, florists pots, food trays, etc.....	09	150814	0.1	-0.6	-0.8	0.1	-2.1	-0.2
Miscellaneous converted paper and paperboard products.....	09	1509	0.3	0.0	0.0	-0.4	-0.4	0.2
Pasted, lined, laminated, or surface-coated paperboard.....	09	150901	-3.3	0.0	0.0	0.0	-1.3	0.0
Wallcoverings.....	09	150902	1.7	0.4	0.0	0.0	0.0	0.0
Other sanitary paper products & misc. converted paper & paperboard products.....	09	150999	1.1	0.0	0.1	-0.5	-0.2	0.3
Miscellaneous converted paper and paperboard products.....	09	1509992	1.6	0.0	0.1	-0.8	-0.2	0.3
Pressure-sensitive products.....	09	16	0.5	0.3	-0.5	0.1	-0.2	0.3
Pressure-sensitive products.....	09	1601	0.5	0.3	-0.5	0.1	-0.2	0.3
Pressure-sensitive products.....	09	160101	0.5	0.3	-0.5	0.1	-0.2	0.3
Building paper & building board mill prods.....	09	2	7.8	2.8	6.5	13.5	-0.2	-6.5
Hardboard, particleboard & fiberboard prods.....	09	22	7.8	2.8	6.5	13.5	-0.2	-6.5
Particleboard and fiberboard.....	09	2201	7.5	2.9	6.8	14.0	-0.2	-6.7
Particleboard made from particleboard produced at the same location...	09	220125	-10.4	0.7	0.2	-1.9	-1.5	0.0
Prefinished particleboard and medium density fiberboard (MDF) made from purchased materials.....	09	220141	-6.4	3.6	1.9	-0.2	-2.6	0.0
Hardboard products.....	09	2202	-0.8	0.5	0.0	-0.2	0.0	0.0
Hardboard products.....	09	220206	-0.8	0.5	0.0	-0.2	0.0	0.0
Publications, printed matter and printing material.....	09	4	3.8	0.0	0.1	0.2	0.2	0.0
Books printing.....	09	44	6.5	0.0	0.8	-1.1	0.5	0.0
Books printing.....	09	4401	6.5	0.0	0.8	-1.1	0.5	0.0
Books printing.....	09	440114	6.5	0.0	0.8	-1.1	0.5	0.0
Textbook printing and binding.....	09	4401141	-2.1	0.0	0.0	-0.3	-1.0	0.0
Technical, scientific, & professional book printing & binding.....	09	4401143	-0.3	0.0	-1.0	-0.1	-0.2	0.5
Religious book printing and binding.....	09	4401145	0.4	0.0	0.4	-1.6	0.0	0.0
General book (trade, etc.) printing and binding.....	09	4401147	17.9	-0.1	2.0	-2.1	1.8	0.0
Other book and pamphlet printing and binding.....	09	440114E	1.6	0.0	0.0	0.0	0.0	0.0
Manifold business forms printing.....	09	45	-	0.0	0.0	0.0	0.0	-
Manifold business forms printing.....	09	4501	-	0.0	0.0	0.0	0.0	-
Manifold business forms printing, excluding checkbooks.....	09	450105	-	0.0	0.0	0.0	0.0	-
Commercial printing.....	09	47	3.9	0.0	0.0	0.2	0.2	0.0
Magazine and periodical printing.....	09	4701	0.1	0.0	-0.4	0.0	0.0	-0.2
Magazine and periodical printing (lithographic).....	09	470102	0.1	0.0	-0.4	0.0	0.0	-0.2
Label and wrapper printing for packaging.....	09	4702	3.1	0.0	0.0	0.0	0.0	0.0
Label and wrapper printing (lithographic).....	09	470202	-2.0	0.0	0.0	0.0	0.0	0.0
Label and wrapper printing (flexographic).....	09	470205	5.0	0.0	0.0	0.0	0.0	0.0
Catalog and directory printing.....	09	4703	0.0	0.0	-0.1	0.0	0.0	-0.4
Catalog and directory printing (lithographic).....	09	470302	0.0	0.0	-0.1	0.0	0.0	-0.4
Advertising printing.....	09	4705	1.7	0.0	0.2	0.0	0.0	0.0
Advertising printing (lithographic).....	09	470506	1.9	0.0	0.2	0.0	0.0	0.0
Other general job printing.....	09	4706	7.6	0.0	-0.1	0.0	0.5	-0.1
Quick printing.....	09	470604	-	0.0	0.0	0.0	3.9	-
Other commercial and general job printing.....	09	470609	8.1	0.0	-0.1	0.0	0.0	-0.2
Other commercial and general job printing (lithographic).....	09	4706091	8.5	0.0	-0.1	0.0	0.0	-0.2
All other commercial and general job printing.....	09	4706094	0.0	0.0	0.0	0.0	0.0	0.0
Other commercial printing, incl. screen, engraving, digital, & general job exc. labels/wrappers.....	09	4711	5.8	0.0	0.1	0.7	0.3	0.0
Commercial screen printing, excluding on garments, apparel accessories, & other fabric articles.....	09	471101	5.4	0.0	0.0	0.0	0.0	0.0
Screen printing (excluding on textiles, apparel, apparel accessories, and labels).....	09	4711012	5.4	0.0	0.0	0.0	0.0	0.0
Other commercial and general job screen printing.....	09	47110123	2.5	0.0	0.0	-0.1	0.0	0.0
Digital printing.....	09	471103	6.3	0.0	0.2	0.9	0.4	0.0
Blankbooks, binders, and bookbinding work.....	09	48	2.7	0.3	-0.2	-0.1	-0.1	-0.1
Tradebinding and related work.....	09	4802	1.3	0.5	-0.3	-0.1	-0.1	-0.1
Miscellaneous binding and postpress work, incl collating, perforating, folding, gluing, etc.....	09	480203	-1.0	-0.1	-0.7	-0.3	-0.3	0.0

See footnotes at end of table.

Table 7. Producer price index percentage changes for commodity and service groupings and individual items, not seasonally adjusted — Continued
 [October 2023]

Title	Commodity code		Unadjusted 12-month percent change ¹	Unadjusted 1-month percent change ¹				
	Group code	Item code		Oct. 2022 to Oct. 2023 ^P	May to June	June to July ^P	July to Aug. ^P	Aug. to Sept. ^P
Softcover, pamphlet, sample book, and other binding of books and materials printed elsewhere.....	09	480204	4.6	1.6	0.2	0.0	0.0	-0.4
Services for the printing trade.....	09	49	1.0	0.0	0.0	1.0	0.0	0.0
Prepress services, including platemaking.....	09	4905	1.0	0.0	0.0	1.0	0.0	0.0
Prepress services, excl platemaking (incl film, assembled flats, color sep., typesetting, etc.).....	09	490501	-	0.0	-	-	-	-
Printing plates and cylinders, prepared for printing (excl blank plates and blank cylinders).....	09	490502	1.4	0.0	0.0	1.4	0.0	0.0
Metals and metal products.....	10	-	-1.6	-0.9	-1.5	-0.6	-0.9	-0.8
Iron and steel.....	10	1	-6.1	-2.0	-3.9	-1.1	-2.3	-2.3
Iron ores.....	10	11	-2.9	0.3	-0.7	1.1	0.5	-1.1
Iron ores.....	10	1105	-2.9	0.3	-0.7	1.1	0.5	-1.1
Iron ores.....	10	110555	-2.9	0.3	-0.7	1.1	0.5	-1.1
Iron and steel scrap.....	10	12	3.6	-9.8	-3.2	0.8	0.6	-3.4
Carbon steel scrap.....	10	1211	4.3	-9.6	-3.7	1.0	0.5	-3.2
Heavy melting scrap.....	10	121191	11.0	-	-	2.2	4.3	-1.1
Carbon steel scrap bundles.....	10	121192	5.2	-10.6	-5.9	-0.8	-10.5	-1.6
Shredded carbon steel scrap.....	10	121193	0.3	-11.4	-4.7	-0.1	0.8	-4.6
Cut plate and structural scrap.....	10	121194	9.8	-7.8	-0.8	2.4	0.7	-2.0
Stainless and other alloy steel scrap.....	10	1212	4.5	-9.6	3.1	-0.3	0.8	-7.9
Stainless and other alloy steel scrap.....	10	121208	4.5	-9.6	3.1	-0.3	0.8	-7.9
Cast iron scrap.....	10	1213	-15.1	-11.6	-4.5	-0.1	-3.7	-0.9
Cast iron scrap.....	10	121308	-15.1	-11.6	-4.5	-0.1	-3.7	-0.9
Other ferrous scrap.....	10	1215	-	-14.7	1.4	-4.5	-	-
Other ferrous scrap.....	10	121501	-	-14.7	1.4	-4.5	-	-
Foundry and forge shop products.....	10	15	2.8	0.0	-0.8	0.8	-0.2	-0.2
Pressure and soil pipe and fittings, cast iron.....	10	1502	1.9	0.0	0.6	-1.7	-0.1	-0.1
Ductile iron pressure pipe and fittings.....	10	150211	-	0.0	1.3	-3.0	-0.3	-
Cast iron pressure and soil pipe and fittings, except ductile pressure pipe.....	10	150227	-	-	-	-	-	-
Other gray and ductile iron castings.....	10	1504	0.2	0.0	0.0	-0.4	-0.4	0.0
Ductile iron castings (excluding pressure pipe & fittings).....	10	150413	0.5	0.3	-0.5	-0.2	-0.4	0.2
Gray iron castings (including molds and stools for heavy steel ingots).....	10	150419	0.1	-0.3	0.7	-0.7	-0.3	-0.3
Standard and pearlitic malleable iron castings.....	10	1505	-	-	-	-	-	-
Standard and pearlitic malleable iron castings.....	10	150501	-	-	-	-	-	-
Steel investment castings.....	10	1506	1.4	0.4	-1.8	0.0	0.0	-1.0
Steel investment castings.....	10	150624	1.4	0.4	-1.8	0.0	0.0	-1.0
Carbon steel castings, except investment.....	10	1507	9.4	1.5	0.0	1.2	1.4	0.2
Carbon steel castings, except investment.....	10	150701	9.4	1.5	0.0	1.2	1.4	0.2
High alloy steel castings, excluding investment.....	10	1508	19.5	0.0	0.0	11.8	0.0	0.0
High alloy steel castings, excluding investment.....	10	150801	19.5	0.0	0.0	11.8	0.0	0.0
Other alloy steel castings, except investment.....	10	1509	-	0.8	0.0	8.3	0.0	-
Other alloy steel castings, except investment.....	10	150901	-	0.8	0.0	8.3	0.0	-
Other forge shop products.....	10	1513	0.6	-0.6	-1.6	-0.5	-0.2	0.0
Closed die forgings, ferrous.....	10	151359	-0.3	-0.6	-2.2	-0.2	0.0	0.2
Hot impression die impact, press and upset steel forgings.....	10	15135912	0.0	-0.5	-2.4	-0.3	0.0	0.2
Hot impression die impact, press, and upset carbon steel forgings.....	10	151359121	-0.6	-	-	0.0	0.2	0.0
Hot impression die impact, press, & upset alloy steel forgings, except stainless and high temp.....	10	151359122	-1.1	-1.3	-0.9	-0.5	-0.2	0.4
Steel mill products.....	10	17	-9.9	-0.4	-4.7	-2.0	-3.5	-2.5
Semifinished steel mill products.....	10	1702	-3.7	-0.3	-1.8	-0.9	-1.0	-1.3
Hot rolled steel bars, plates, and structural shapes.....	10	1704	-10.3	-0.6	-2.2	0.2	-2.5	-1.2
Hot rolled steel bars, plates, & structural shapes, alloy.....	10	170406	-	-1.3	-2.2	-	-	-
Hot rolled steel bars, plates, and structural shapes, carbon.....	10	170410	-11.0	-0.6	-2.3	0.2	-2.6	-1.2
Steel wire.....	10	1705	-9.8	-1.0	-2.4	-1.0	-1.8	-1.2
Steel wire, carbon.....	10	170501	-11.4	-0.6	-2.2	-1.3	-1.2	-1.3
Steel wire, stainless steel.....	10	170502	-	-1.4	0.0	-	-	-
Steel pipe and tube.....	10	1706	-19.0	-4.9	-2.9	-1.4	-1.7	-0.1
Steel pipe and tube, carbon.....	10	170652	-18.9	-5.8	-3.1	-0.9	-2.3	-0.4
Steel pipe and tube, stainless steel.....	10	170674	-7.9	-1.0	-1.3	-2.3	-0.5	-0.6
Cold rolled steel sheet and strip.....	10	1707	-2.0	3.2	-3.2	-1.9	-7.0	-0.2
Cold rolled steel sheet and strip.....	10	170710	-2.0	3.2	-3.2	-1.9	-7.0	-0.2
Cold finished steel bars and bar shapes.....	10	1708	-9.3	-1.6	-1.1	-1.8	-0.7	-2.0
Cold finished steel bars and bar shapes.....	10	170810	-9.3	-1.6	-1.1	-1.8	-0.7	-2.0

See footnotes at end of table.

Table 7. Producer price index percentage changes for commodity and service groupings and individual items, not seasonally adjusted — Continued
 [October 2023]

Title	Commodity code		Unadjusted 12-month percent change ¹	Unadjusted 1-month percent change ¹				
	Group code	Item code		Oct. 2022 to Oct. 2023 ^P	May to June	June to July ^P	July to Aug. ^P	Aug. to Sept. ^P
Electrometallurgical ferroalloy products.....	10	1712	-27.0	-3.3	-1.9	-1.3	-2.9	-2.0
Electrometallurgical ferroalloy products.....	10	171201	-27.0	-3.3	-1.9	-1.3	-2.9	-2.0
Nonferrous metals.....	10	2	0.9	-1.4	-1.3	-0.8	-0.4	-0.5
Nonferrous metal ores.....	10	21	4.9	-2.0	-4.2	-3.0	0.5	0.7
Other metal ores.....	10	2112	-	-11.5	-10.3	-	-	-
Other metal ores.....	10	211201	-	-11.5	-10.3	-	-	-
Primary nonferrous metals.....	10	22	8.4	-0.2	2.0	-3.9	1.9	-2.0
Primary nonferrous metals.....	10	2201	8.4	-0.2	2.0	-3.9	1.9	-2.0
Other nonferrous metals, unalloyed.....	10	220181	-	1.2	4.5	-6.5	2.7	-
Nonferrous scrap.....	10	23	-6.3	-2.6	-2.5	0.5	-1.4	-1.5
Copper base scrap.....	10	2301	7.3	0.5	-0.1	-0.7	-0.6	-3.4
No. 1 copper scrap, including wire.....	10	230101	8.6	0.8	-0.6	-0.4	-0.1	-4.6
No. 2 copper scrap, including wire.....	10	230102	9.9	-0.1	0.2	-0.9	-2.2	-3.3
Yellow brass scrap.....	10	230103	10.1	0.7	1.1	-1.4	-0.9	-0.4
Aluminum base scrap.....	10	2302	8.9	1.1	-2.1	1.2	-1.8	0.3
Used beverage can scrap.....	10	230205	-6.4	-4.1	-7.0	1.7	-5.5	-1.0
Other nonferrous scrap (including lead, zinc and precious metals).....	10	2303	-27.0	-9.0	-5.5	1.1	-1.7	-1.2
Other nonferrous scrap (including lead, zinc and precious metals).....	10	230309	-27.0	-9.0	-5.5	1.1	-1.7	-1.2
Secondary nonferrous metals.....	10	24	0.7	-2.3	-1.2	-1.4	-0.1	-1.5
Secondary aluminum.....	10	2402	-10.1	-1.4	-2.2	-1.9	-1.8	-1.6
Secondary aluminum.....	10	240229	-10.1	-1.4	-2.2	-1.9	-1.8	-1.6
Secondary copper, alloyed and unalloyed.....	10	2403	6.0	-1.3	2.6	-0.4	0.4	-1.1
Secondary copper, alloyed and unalloyed.....	10	240339	6.0	-1.3	2.6	-0.4	0.4	-1.1
Secondary precious metals.....	10	2406	18.4	-3.0	-1.4	-1.3	0.2	-2.2
Secondary precious metals.....	10	240669	18.4	-3.0	-1.4	-1.3	0.2	-2.2
All other miscellaneous secondary nonferrous metals, including lead and zinc.....	10	2408	-4.5	-4.7	-0.3	-0.8	4.1	-0.6
All other miscellaneous secondary nonferrous metals, including lead and zinc.....	10	240801	-	-4.7	-0.3	-0.8	4.1	-0.6
Nonferrous mill shapes.....	10	25	1.1	-1.1	-0.9	-0.2	-0.5	-0.8
Aluminum mill shapes.....	10	2501	-1.7	-1.0	-1.3	-0.3	-0.9	-0.4
Extruded aluminum shapes, including rod, bar, and wire.....	10	250162	1.4	-0.8	-1.2	-1.2	-0.9	-0.4
Copper and brass mill shapes.....	10	2502	5.7	-1.9	0.1	0.1	-0.1	-1.8
Copper and copper alloy sheet, strip and plate.....	10	250237	-	0.0	0.0	-0.9	0.4	-
Copper and copper alloy rod, bar and shapes.....	10	250238	6.1	-1.9	0.2	1.9	-0.3	-2.2
Copper and copper alloy pipe and tube.....	10	250239	-0.2	-3.7	-0.2	-3.0	0.0	-2.4
Nickel and nickel-base alloy mill shapes.....	10	2504	-5.5	-0.5	-5.0	-0.8	0.1	-2.5
Nickel and nickel-base alloy mill shapes.....	10	250466	-5.5	-0.5	-5.0	-0.8	0.1	-2.5
Titanium and titanium-base alloy mill shapes.....	10	2505	6.3	0.0	0.0	0.6	0.7	0.0
Titanium and titanium-base alloy mill shapes.....	10	250505	6.3	0.0	0.0	0.6	0.7	0.0
Other nonferrous mill shapes.....	10	2519	5.8	0.1	0.0	-1.3	-0.2	0.1
All other nonferrous metal mill shapes, except precious metal.....	10	251935	6.0	0.2	0.0	-1.3	-0.4	1.1
Nonferrous wire and cable.....	10	26	0.4	-0.1	0.9	0.4	-1.4	0.3
Nonferrous wire and cable.....	10	2603	0.4	-0.1	0.9	0.4	-1.4	0.3
Electronic wire and cable.....	10	260301	1.8	-2.9	-0.1	0.0	0.0	0.0
Copper wire and cable.....	10	260314	2.7	0.4	0.3	-0.4	-0.8	-1.3
Power wire and cable.....	10	260332	39.8	0.8	12.0	3.9	-7.6	9.1
Fiber optic cable.....	10	260333	-3.9	0.0	-6.3	0.0	0.0	-2.4
Other wire and cable.....	10	260398	5.9	-0.8	-0.4	1.4	1.3	0.5
Nonferrous forge shop products.....	10	27	5.8	0.0	0.5	0.0	0.0	1.1
Nonferrous forge shop products.....	10	2701	5.8	0.0	0.5	0.0	0.0	1.1
Nonferrous forge shop products.....	10	270111	5.8	0.0	0.5	0.0	0.0	1.1
Hot impression die, impact, press and upset aluminum and other nonferrous forgings.....	10	2701111	6.5	0.0	0.5	0.0	0.0	1.2
Hot impression die, impact, press and upset aluminum and aluminum alloy forgings.....	10	27011111	1.1	0.0	-0.1	0.0	0.0	2.4
Hot impression die, impact, press and upset titanium and titanium alloy forgings.....	10	27011112	13.9	0.0	1.3	0.0	0.0	0.0
Other nonferrous hot impression die impact, press, and upset forgings.....	10	27011113	6.2	0.0	0.6	-0.6	0.0	0.0
Nonferrous foundry shop products.....	10	28	3.5	-0.4	-0.2	0.0	-0.1	0.0
Aluminum castings.....	10	2802	1.9	-0.1	-0.1	0.0	-0.2	-0.3
Aluminum die-castings.....	10	280207	0.0	-0.1	-0.2	-0.3	-0.3	-0.6
Aluminum castings, excluding die-castings.....	10	280208	5.1	0.1	0.0	0.4	0.0	0.2

See footnotes at end of table.

Table 7. Producer price index percentage changes for commodity and service groupings and individual items, not seasonally adjusted — Continued
 [October 2023]

Title	Commodity code		Unadjusted 12-month percent change ¹	Unadjusted 1-month percent change ¹				
	Group code	Item code		Oct. 2022 to Oct. 2023 ^P	May to June	June to July ^P	July to Aug. ^P	Aug. to Sept. ^P
Castings, nonferrous (except aluminum).....	10	2807	7.1	-1.1	-0.3	0.0	0.0	0.7
Castings, nonferrous (except aluminum).....	10	280701	7.1	-1.1	-0.3	0.0	0.0	0.7
Nonferrous die-castings (except aluminum).....	10	2807011	-1.7	-1.1	-0.2	-0.3	0.0	-0.2
Copper base castings (excluding die-castings).....	10	2807013	1.4	-2.0	-0.6	0.3	0.0	-1.0
Metal containers.....	10	3	-4.9	-0.1	0.0	-1.6	0.0	-0.9
Metal cans and can components.....	10	31	-5.1	-0.1	-0.1	-2.1	0.0	-1.0
Steel cans and tinware end products.....	10	3102	-0.5	-0.1	0.0	0.0	0.0	0.0
Steel cans and tinware end products.....	10	310231	-0.5	-0.1	0.0	0.0	0.0	0.0
Aluminum cans and can components.....	10	3103	-8.1	0.0	-0.2	-3.5	0.0	-1.8
Aluminum cans and can components.....	10	310331	-8.1	0.0	-0.2	-3.5	0.0	-1.8
Barrels, drums, pails and other metal containers.....	10	32	-3.8	-0.2	0.6	0.6	0.0	-0.4
Barrels, drums, pails and other metal containers.....	10	3201	-3.8	-0.2	0.6	0.6	0.0	-0.4
Steel shipping barrels and drums (excl. beer barrels) (more than 12-gallon capacity).....	10	320106	-8.0	-0.6	2.2	2.0	0.0	-1.3
All other metal containers.....	10	320107	-3.2	0.0	0.0	-1.0	0.0	0.0
Hardware.....	10	4	2.0	0.1	0.1	0.0	0.0	0.0
Hardware, n.e.c.....	10	41	1.6	0.0	0.1	0.0	0.0	0.0
Builders' hardware.....	10	4101	0.9	0.0	0.0	0.0	0.0	0.0
Builders' hardware (lock units, key blanks, door & window hardware, cabinet hardware, etc.).....	10	410104	0.9	0.0	0.0	0.0	0.0	0.0
Transportation equipment hardware.....	10	4103	5.1	0.0	0.2	0.0	0.0	0.0
Motor vehicle hardware.....	10	410311	-	0.0	0.0	0.0	-	-
Other transportation equipment hardware, incl. marine & aircraft (excl. motor vehicle hardware).....	10	410341	-	0.0	1.0	0.0	-	-
Furniture hardware.....	10	4104	-3.6	-0.4	0.0	-0.2	0.0	0.0
Furniture hardware.....	10	410411	-3.6	-0.4	0.0	-0.2	0.0	0.0
Other miscellaneous hardware.....	10	4105	-1.5	-0.2	0.1	0.0	0.0	0.0
Other miscellaneous hardware.....	10	410502	-1.5	-0.2	0.1	0.0	0.0	0.0
Hand and edge tools.....	10	42	3.2	0.3	0.1	-0.1	0.0	0.0
Hand and edge tools.....	10	4201	3.2	0.3	0.1	-0.1	0.0	0.0
Mechanics hand service tools.....	10	420135	1.5	-0.1	0.4	-0.4	-0.2	0.0
Edge tools, hand operated.....	10	420145	6.5	0.0	0.0	0.0	0.0	0.0
All other misc handtools, including cutting dies, machine & power-driven (except metal cutting).....	10	420155	2.8	0.0	0.0	0.0	0.0	0.0
Plumbing fixtures and fittings.....	10	5	1.4	-0.1	0.2	-0.3	0.0	0.3
Plumbing fixture fittings and trim.....	10	54	1.7	0.0	0.0	0.0	0.0	0.0
Plumbing fixtures, fittings, and trim.....	10	5402	1.7	0.0	0.0	0.0	0.0	0.0
Lavatory and sink fittings.....	10	540218	3.7	0.0	0.0	0.0	0.0	0.0
Miscellaneous plumbing fixtures, fittings, and trim.....	10	540223	0.3	0.0	0.0	0.0	0.0	0.0
Enameled iron & metal sanitary ware.....	10	56	0.9	-0.8	1.2	-2.1	-0.3	2.5
Enameled iron and metal sanitary ware.....	10	5601	0.9	-0.8	1.2	-2.1	-0.3	2.5
Enameled iron and metal sanitary ware.....	10	560102	0.9	-0.8	1.2	-2.1	-0.3	2.5
Heating equipment.....	10	6	4.9	0.2	0.0	0.1	-0.2	0.7
Steam and hot water equipment.....	10	61	5.9	0.0	0.0	0.0	0.0	0.0
Steam and hot water equipment.....	10	6101	5.9	0.0	0.0	0.0	0.0	0.0
Cast iron heating boilers, radiators and convectors.....	10	610106	3.8	0.0	0.0	0.0	0.0	0.0
Furnaces and heaters, including parts.....	10	62	3.7	0.4	0.1	0.3	-0.4	1.9
Furnaces and heaters, including parts.....	10	6201	3.7	0.4	0.1	0.3	-0.4	1.9
Furnaces and heaters, including parts.....	10	620146	3.7	0.4	0.1	0.3	-0.4	1.9
Warm air furnaces, including parts.....	10	6201461	3.2	0.5	-0.5	0.4	-0.6	2.6
Warm air furnaces.....	10	62014611	4.5	0.5	-0.3	0.2	-0.6	2.7
Floor and wall furnaces, unit heaters, infrared heaters, & mechanical stokers, including parts.....	10	6201462	6.9	0.0	1.4	0.0	0.0	0.0
Other heating equipment, non-electric, including parts.....	10	63	10.3	0.2	-0.1	0.0	0.0	0.0
Other heating equipment, non-electric, including parts.....	10	6301	10.3	0.2	-0.1	0.0	0.0	0.0
Other heating equipment, non-electric, including parts.....	10	630161	10.3	0.2	-0.1	0.0	0.0	0.0
Domestic heating stoves.....	10	64	9.2	0.0	0.0	0.0	0.0	0.0
Domestic heating stoves.....	10	6401	9.2	0.0	0.0	0.0	0.0	0.0
Domestic heating stoves.....	10	640141	9.2	0.0	0.0	0.0	0.0	0.0
Domestic water heaters.....	10	66	0.2	0.0	0.0	0.0	0.0	0.0
Domestic water heaters.....	10	6601	0.2	0.0	0.0	0.0	0.0	0.0
Household water heaters, electric, for permanent installation.....	10	660101	0.1	0.0	0.0	0.0	0.0	0.0

See footnotes at end of table.

Table 7. Producer price index percentage changes for commodity and service groupings and individual items, not seasonally adjusted — Continued
 [October 2023]

Title	Commodity code		Unadjusted 12-month percent change ¹	Unadjusted 1-month percent change ¹				
	Group code	Item code		Oct. 2022 to Oct. 2023 ^P	May to June	June to July ^P	July to Aug. ^P	Aug. to Sept. ^P
Household water heaters, except electric.....	10	660114	0.3	0.0	0.0	0.0	0.0	0.0
Fabricated structural metal products.....	10	7	-0.7	0.1	0.0	0.1	-0.3	0.1
Metal doors, sash, and trim.....	10	71	1.9	-0.1	-0.1	0.3	0.4	0.0
Metal doors and frames (except storm).....	10	7102	2.4	-0.1	0.0	0.4	0.6	0.0
Metal doors and frames (except storm).....	10	710209	2.4	-0.1	0.0	0.4	0.6	0.0
Metal windows (except storm sash).....	10	7103	-0.3	-0.3	-0.2	0.0	0.0	0.0
Metal windows (except storm sash).....	10	710313	-0.3	-0.3	-0.2	0.0	0.0	0.0
Metal molding and trim and store fronts.....	10	7104	-0.1	-0.1	0.0	0.0	0.0	0.0
Metal molding and trim and store fronts.....	10	710413	-0.1	-0.1	0.0	0.0	0.0	0.0
Metal combination screen, storm sash, and storm doors.....	10	7105	11.9	0.0	0.0	0.0	0.0	0.0
Metal combination screen, storm sash, and storm doors.....	10	710515	11.9	0.0	0.0	0.0	0.0	0.0
Metal window and door screens (except combination screens) and metal weather strip.....	10	7107	-0.1	-0.1	0.0	0.0	0.0	0.0
Metal window and door screens (except combination screens) and metal weather strip.....	10	710717	-0.1	-0.1	0.0	0.0	0.0	0.0
Metal tanks.....	10	72	1.8	0.1	0.0	0.0	0.1	-0.3
Metal tanks.....	10	7201	1.8	0.1	0.0	0.0	0.1	-0.3
Metal tanks, heavy gauge, including field-erected.....	10	720123	1.8	0.1	0.0	0.0	0.1	-0.3
Sheet metal products.....	10	73	-0.9	0.8	0.2	0.3	-0.4	0.0
Sheet metal products.....	10	7301	-0.9	0.8	0.2	0.3	-0.4	0.0
Sheet metal air-conditioning ducts and stove pipe.....	10	730120	0.2	-0.3	0.0	-0.5	0.0	0.0
Sheet metal roofing and roof drainage equipment.....	10	730170	-1.3	3.3	-0.4	-0.1	-1.2	0.6
Sheet metal electronic enclosures.....	10	7301C	5.9	1.1	0.5	0.6	0.1	-0.1
Steel sheet metal computer & peripheral equipment enclosures.....	10	7301C1	11.0	0.3	0.7	1.5	0.2	-0.1
Aluminum sheet metal computer & peripheral equipment enclosures.....	10	7301C2	6.7	6.5	0.3	0.0	0.0	0.0
Other sheet metal electronic enclosures (excl. computers).....	10	7301C3	0.8	0.2	0.4	0.0	0.1	-0.2
Other sheet metal work.....	10	7301G	-0.6	-0.4	-0.1	0.4	0.0	0.2
Aluminum and other sheet metal work.....	10	7301G3	-2.5	-2.3	-0.2	0.7	0.1	0.4
Structural, architectural, and pre-engineered metal products.....	10	74	-2.6	-0.3	-0.3	-0.2	-0.5	0.2
Fabricated structural metal.....	10	7405	-0.9	0.3	0.0	0.2	-0.8	0.1
Fabricated structural metal bar joists and concrete reinforcing bars.....	10	74051	0.2	0.2	0.6	-0.3	-2.6	-0.2
Fabricated structural iron & steel for industrial bldgs metal bar joists, short span.....	10	740510	-2.2	-0.3	-0.4	0.0	0.2	-0.3
Fabricated structural iron & steel for commercial, residential, institutional, & public bldgs.....	10	740514	0.7	0.4	0.9	-0.4	-3.3	-0.2
Other fabricated structural metal, including for bridges.....	10	74055	-2.3	0.4	-0.6	0.6	0.8	0.4
Fabricated structural metal for bridges.....	10	740553	-2.6	1.8	-5.5	3.5	2.3	0.4
Other fabricated structural iron and steel, aluminum, and other metals.....	10	740554	-2.4	0.3	-0.1	0.3	0.7	0.4
Custom roll form products.....	10	7407	-17.3	-2.7	-2.2	-2.1	-2.1	-0.1
Custom roll form products.....	10	740775	-17.3	-2.7	-2.2	-2.1	-2.1	-0.1
Ornamental and architectural metal work.....	10	7408	-1.5	-0.1	-0.1	-0.1	0.8	0.0
Iron, steel, and aluminum stairs, staircases and fire escapes.....	10	740803	-1.2	-0.1	-0.1	-0.1	0.0	0.0
Steel and aluminum fences, gates (not wire), and railings and window guards.....	10	740813	-2.6	-0.1	-0.5	0.0	0.3	0.0
Open metal flooring, grating and studs.....	10	740814	-	-	0.0	-0.2	0.0	-
Other architectural and ornamental metal work.....	10	74082	-6.5	0.0	0.0	0.0	0.0	0.0
Other aluminum and metal architectural and ornamental work.....	10	740821	0.1	0.0	0.0	0.0	0.0	0.0
Metal stalls and corrals.....	10	740824	-	0.0	0.0	0.0	-	-
Fabricated metal pipe, tube, and fittings.....	10	7411	5.3	-1.4	0.0	-0.2	0.2	1.7
Fabricated metal pipe, tube, and fittings.....	10	741151	5.3	-1.4	0.0	-0.2	0.2	1.7
Heat exchangers and steam condensers.....	10	75	3.3	0.0	1.3	1.4	0.0	0.0
Heat exchangers and steam condensers.....	10	7501	3.3	0.0	1.3	1.4	0.0	0.0
Heat exchangers and steam condensers (except for nuclear applications).....	10	750103	0.7	0.0	0.0	0.3	0.0	0.0
Fabricated steel plate.....	10	76	-1.6	0.0	0.0	0.0	0.0	0.0
Fabricated steel plate.....	10	7601	-1.6	0.0	0.0	0.0	0.0	0.0
Fabricated steel plate.....	10	760102	-1.6	0.0	0.0	0.0	0.0	0.0
Prefabricated metal buildings.....	10	79	5.0	1.3	1.0	0.0	-0.7	-0.4
Prefabricated metal building systems (excl. farm service bldgs, residential bldgs, and parts).....	10	7901	8.1	0.0	1.2	-0.4	-0.6	0.0
Prefabricated metal building systems (excl. farm service bldgs, residential bldgs, and parts).....	10	790101	8.1	0.0	1.2	-0.4	-0.6	0.0
Farm service buildings and other prefabricated and portable buildings, steel and aluminum.....	10	7902	-1.9	0.0	-0.4	-0.4	-0.6	-0.3

See footnotes at end of table.

Table 7. Producer price index percentage changes for commodity and service groupings and individual items, not seasonally adjusted — Continued
 [October 2023]

Title	Commodity code		Unadjusted 12-month percent change ¹	Unadjusted 1-month percent change ¹				
	Group code	Item code		Oct. 2022 to Oct. 2023 ^P	May to June	June to July ^P	July to Aug. ^P	Aug. to Sept. ^P
Farm service buildings and other prefabricated and portable buildings, steel and aluminum.....	10	790201	-1.9	0.0	-0.4	-0.4	-0.6	-0.3
Panels, parts, and sections for prefabricated buildings, steel and aluminum.....	10	7903	-2.4	9.7	1.0	2.4	-1.6	-2.7
Panels, parts, and sections for prefabricated buildings, steel and aluminum.....	10	790354	-2.4	9.7	1.0	2.4	-1.6	-2.7
Miscellaneous metal products.....	10	8	1.6	0.3	0.1	-0.3	-0.1	0.1
Bolts, nuts, screws, rivets, and washers.....	10	81	4.8	0.5	0.2	0.2	0.0	0.0
Externally threaded fasteners, except aircraft types.....	10	8102	5.6	0.8	0.1	-0.6	0.1	-0.2
Hex bolts, including heavy, tap-and-joint.....	10	810206	3.2	0.6	0.5	0.4	0.0	-0.2
Cap, set, machine, lag, flange, and self-locking screws, except aircraft types.....	10	810231	6.2	-0.1	0.2	-0.9	0.0	-0.4
Other metal bolts, incl. square, round, plow, high-strength structural, and bent.....	10	810262	13.2	0.0	-0.2	0.0	0.0	0.0
Other externally threaded metal fasteners, including studs, except aircraft types.....	10	810263	3.2	2.3	0.0	-0.8	0.2	-0.1
Internally threaded fasteners, except aircraft types.....	10	8103	4.1	1.2	-0.2	-0.1	0.0	0.0
Internally threaded fasteners, except aircraft types.....	10	810312	4.1	1.2	-0.2	-0.1	0.0	0.0
Nonthreaded metal fasteners, except aircraft types.....	10	8104	1.4	0.2	0.0	-0.3	0.0	1.6
Nonthreaded metal fasteners, except aircraft types.....	10	810424	1.4	0.2	0.0	-0.3	0.0	1.6
Aircraft fasteners, except plastics (including aerospace).....	10	8105	5.8	0.0	0.0	1.7	0.0	0.0
Aircraft fasteners, except plastics (including aerospace).....	10	810536	5.8	0.0	0.0	1.7	0.0	0.0
Formed products, except fasteners, made by cold-, warm-, or hot-heading processes.....	10	8106	1.5	0.0	1.5	0.0	0.0	0.0
Formed products, except fasteners, made by cold-, warm-, or hot-heading processes.....	10	810648	1.5	0.0	1.5	0.0	0.0	0.0
Lighting fixtures.....	10	83	3.0	0.1	0.3	-0.1	0.2	0.0
Residential electric lighting fixtures, except portable.....	10	8302	0.4	0.0	0.0	0.0	0.0	0.0
Residential electric lighting fixtures, except portable.....	10	830225	0.4	0.0	0.0	0.0	0.0	0.0
Commercial, institutional and industrial electric lighting fixtures.....	10	8303	2.8	0.2	0.3	-0.1	0.4	0.1
Commercial and institutional electric lighting fixtures, including parts and accessories.....	10	830302	2.8	0.2	0.1	-0.2	0.5	0.1
Industrial electric lighting fixtures, including parts and accessories.....	10	830304	2.9	0.0	1.6	0.0	0.0	0.0
Other lighting equipment.....	10	8305	3.8	0.0	0.2	0.0	0.0	0.0
Outdoor lighting equipment (including parts and accessories).....	10	830522	0.7	0.0	0.0	0.0	0.0	0.0
All other miscellaneous electric and nonelectric lighting equipment, incl parts and accessories.....	10	830524	6.2	0.0	0.4	0.0	0.0	0.0
Ammunition, except for small arms.....	10	85	-1.6	0.0	0.2	0.0	-2.9	0.0
Ammunition, except for small arms.....	10	8501	-1.6	0.0	0.2	0.0	-2.9	0.0
Ammunition, except for small arms.....	10	850101	-1.6	0.0	0.2	0.0	-2.9	0.0
Ordnance and ordnance accessories, n.e.c.....	10	86	11.9	0.0	11.3	0.0	0.0	0.0
Ordnance and ordnance accessories, n.e.c.....	10	8601	11.9	0.0	11.3	0.0	0.0	0.0
Ordnance and ordnance accessories, n.e.c.....	10	860101	11.9	0.0	11.3	0.0	0.0	0.0
Fabricated ferrous wire products.....	10	88	-9.6	-0.7	-1.3	-0.6	-0.3	-1.4
Ferrous wire rope, cable, forms and strand.....	10	8801	-17.2	-1.3	-0.5	-2.1	-0.1	0.2
Ferrous wire rope, cable, forms and strand.....	10	880101	-17.2	-1.3	-0.5	-2.1	-0.1	0.2
Ferrous wire cloth, other woven wire products.....	10	8807	0.1	-1.0	0.0	0.0	0.0	0.0
Ferrous wire cloth, other woven wire products.....	10	880701	0.1	-1.0	0.0	0.0	0.0	0.0
Other fabricated ferrous wire products.....	10	8809	-6.3	-0.6	-1.2	-0.2	-0.4	-1.6
Steel fencing and fence gates.....	10	880993	-6.9	0.8	0.1	0.5	-0.6	-0.3
Other fabricated ferrous wire products, n.e.c.....	10	880996	-6.2	-0.8	-1.4	-0.3	-0.3	-1.8
Steel nails, staples, tacks, spikes and brads.....	10	8812	-17.2	0.0	-6.6	-0.1	0.0	-5.5
Steel nails, staples, tacks, spikes and brads.....	10	881201	-17.2	0.0	-6.6	-0.1	0.0	-5.5
Other miscellaneous metal products.....	10	89	2.4	0.4	0.2	-0.4	-0.1	0.3
Wire springs.....	10	8904	-0.1	-0.1	0.6	0.0	0.0	-0.4
Precision mechanical wire springs.....	10	890424	8.1	-0.3	1.2	-0.2	0.0	0.1
Precision mechanical extension- and torsion-type wire springs.....	10	8904241	-1.8	-0.7	1.5	-0.4	0.2	0.1
Precision mechanical compression-type springs.....	10	8904242	14.9	0.0	1.0	0.0	0.0	0.0
Other metal products.....	10	8905	2.3	0.3	0.1	-0.4	-0.1	0.4
Automotive job stampings.....	10	890507	5.1	0.6	0.4	-0.3	0.1	1.6
Precision turned products, automotive.....	10	890521	5.5	1.6	0.3	0.1	0.0	-1.6
Precision turned products, except automotive.....	10	890522	1.7	0.3	-0.6	-1.3	0.0	-0.7
Metal powders, paste, and flake.....	10	890564	-3.8	-0.6	-0.3	0.1	0.3	-0.8
Powder metallurgy parts, except bearings, gears, etc.....	10	890571	1.7	-1.9	1.1	-0.1	0.2	0.0
Other fabricated metal products.....	10	890589	-1.6	-0.3	-0.2	0.2	-1.4	-0.2
Metal stampings n.e.c.....	10	8907	0.2	1.1	0.5	-0.6	0.0	-0.2

See footnotes at end of table.

Table 7. Producer price index percentage changes for commodity and service groupings and individual items, not seasonally adjusted — Continued
 [October 2023]

Title	Commodity code		Unadjusted 12-month percent change ¹	Unadjusted 1-month percent change ¹				
	Group code	Item code		Oct. 2022 to Oct. 2023 ^P	May to June	June to July ^P	July to Aug. ^P	Aug. to Sept. ^P
Metal job stampings, except automotive.....	10	890701	-1.2	1.6	0.4	-0.8	-0.1	0.0
Recreational vehicle metal job stamping.....	10	8907011	-7.4	12.4	0.0	0.0	0.0	0.0
Motor and generator metal job stamping.....	10	8907012	-0.5	0.0	3.2	-0.9	0.0	-3.4
Other metal job stampings.....	10	8907013	0.7	0.3	0.5	-1.1	-0.1	0.1
Metal foil and leaf.....	10	8908	2.5	0.0	0.7	-0.1	-0.3	0.0
Flexible packaging foil.....	10	890811	2.5	0.0	0.7	-0.1	-0.3	0.0
Heavy gauge springs.....	10	8909	34.1	2.0	0.0	0.0	-0.3	-1.5
Cold formed steel springs, except wire.....	10	890913	70.6	0.1	0.0	0.0	-0.1	0.0
Machinery and equipment.....	11	—	3.9	0.1	0.3	0.2	0.1	0.1
Agricultural machinery and equipment.....	11	1	1.6	0.1	0.3	0.1	0.4	0.4
Agricultural machinery and equipment.....	11	14	1.6	0.1	0.3	0.1	0.4	0.4
Commercial turf and grounds care equipment, including parts and attachments.....	11	1401	1.7	0.0	0.0	0.1	0.9	0.0
Commercial turf and grounds care equipment, including parts and attachments.....	11	140111	1.7	0.0	0.0	0.1	0.9	0.0
Farm plows, harrows, rollers, pulverizers, etc., and attachments.....	11	1402	2.1	2.1	0.0	0.0	0.0	0.0
Farm plows, harrows, rollers, pulverizers, etc., and attachments.....	11	140211	2.1	2.1	0.0	0.0	0.0	0.0
Farm dairy equipment, sprayers and dusters, farm blowers, and attachments.....	11	1404	0.6	0.0	0.0	0.0	0.1	0.0
Farm dairy equipment, sprayers and dusters, farm blowers, and attachments.....	11	140411	0.6	0.0	0.0	0.0	0.1	0.0
Planting, seeding, and fertilizing machinery and attachments.....	11	1405	3.6	0.1	-0.3	-1.4	0.0	1.7
Planting, seeding, and fertilizing machinery and attachments.....	11	140511	3.6	0.1	-0.3	-1.4	0.0	1.7
Harvesting machinery (except hay and straw) and attachments.....	11	1406	3.7	0.2	0.3	0.8	1.7	0.7
Harvesting machinery (except hay and straw) and attachments.....	11	140611	3.7	0.2	0.3	0.8	1.7	0.7
Haying machinery and attachments.....	11	1407	5.5	0.0	4.9	0.0	0.0	0.0
Haying machinery and attachments.....	11	140711	5.5	0.0	4.9	0.0	0.0	0.0
All other farm machinery and equipment, excluding parts, including attachments.....	11	1408	-1.6	0.3	0.0	0.2	0.0	0.1
All other farm machinery and equipment, excluding parts, including attachments.....	11	140811	-1.6	0.3	0.0	0.2	0.0	0.1
Parts for farm machinery, for sale separately.....	11	1409	3.0	-0.8	0.1	0.5	0.1	0.0
Parts for farm machinery, for sale separately.....	11	140911	3.0	-0.8	0.1	0.5	0.1	0.0
Construction machinery and equipment.....	11	2	6.0	0.0	1.6	-0.3	0.0	0.0
Tractors and attachments, ex. parts.....	11	2A	6.7	0.0	1.8	-1.0	0.0	0.0
Construction machinery for mounting (excluding parts, winches, snow clearing attachments).....	11	2A03	10.2	0.0	1.7	-2.2	0.0	0.0
Construction machinery for mounting (excluding parts, winches, snow clearing attachments).....	11	2A0302	10.2	0.0	1.7	-2.2	0.0	0.0
Tractor shovel loaders (skid steer, wheel, crawler, and integral design backhoes).....	11	2A04	5.4	0.0	1.2	-1.4	0.0	0.0
Tractor shovel loaders (skid steer, wheel, crawler, and integral design backhoes).....	11	2A0406	5.4	0.0	1.2	-1.4	0.0	0.0
Construction wheel and crawler tractors, dozers, self-propelled log skidders, etc.....	11	2A05	8.2	0.0	3.0	0.0	0.0	0.0
Construction wheel and crawler tractors, dozers, self-propelled log skidders, etc.....	11	2A0501	8.2	0.0	3.0	0.0	0.0	0.0
Power cranes, draglines, & shovels (excavators) (incl. surface mining equipment) (excl. parts).....	11	2B	8.5	-0.1	3.5	-0.2	0.0	0.0
Power cranes, draglines, & shovels (excavators) (incl. surface mining equip.) (excluding parts).....	11	2B05	8.5	-0.1	3.5	-0.2	0.0	0.0
Power cranes, draglines, & shovels (excavators) (incl. surface mining equip.) (excluding parts).....	11	2B0504	8.5	-0.1	3.5	-0.2	0.0	0.0
Mixers, pavers, and related equipment (excluding parts).....	11	2C	10.3	0.0	0.7	0.0	0.0	0.0
Mixers, pavers, and related equipment (excluding parts).....	11	2C01	10.3	0.0	0.7	0.0	0.0	0.0
Mixers, pavers, and related equipment (excluding parts).....	11	2C0109	10.3	0.0	0.7	0.0	0.0	0.0
Off-highway, equipment, ex. parts.....	11	2D	6.9	0.1	2.6	0.0	0.0	0.0
Graders, rollers & compactors, rough-terrain forklifts, scrapers, trenchers, etc. (excl. parts).....	11	2D03	6.7	0.0	1.9	0.0	0.0	0.0
Graders, rollers & compactors, rough-terrain forklifts, scrapers, trenchers, etc. (excl. parts).....	11	2D0301	6.7	0.0	1.9	0.0	0.0	0.0
Misc. construction machinery and equipment.....	11	2J	2.7	0.0	0.0	0.0	0.0	0.0
Winches, aerial work platforms, and automotive wrecker hoists, including parts and attachments.....	11	2J01	4.2	0.0	0.0	0.0	0.0	0.1
Winches, aerial work platforms, and automotive wrecker hoists, including parts and attachments.....	11	2J0101	4.2	0.0	0.0	0.0	0.0	0.1
Other construction machinery and equipment (excluding parts).....	11	2J03	1.6	0.0	0.0	0.0	0.0	0.0

See footnotes at end of table.

Table 7. Producer price index percentage changes for commodity and service groupings and individual items, not seasonally adjusted — Continued
 [October 2023]

Title	Commodity code		Unadjusted 12-month percent change ¹	Unadjusted 1-month percent change ¹				
	Group code	Item code		Oct. 2022 to Oct. 2023 ^P	May to June	June to July ^P	July to Aug. ^P	Aug. to Sept. ^P
Other construction machinery and equipment (excluding parts).....	11	2J0301	1.6	0.0	0.0	0.0	0.0	0.0
Parts for construction machinery and equipment, sold separately.....	11	2K	3.0	0.7	-0.1	0.1	0.0	0.0
Parts for construction machinery and equipment, sold separately.....	11	2K01	3.0	0.7	-0.1	0.1	0.0	0.0
Parts for cranes, draglines, and shovels (including surface mining equipment) (sold separately).....	11	2K0101	2.3	1.6	-0.1	0.2	0.0	0.0
Parts for off-highway wheel tractors and shovel loaders (sold separately).....	11	2K0102	1.9	0.0	0.0	0.0	0.0	0.0
Parts for other construction machinery (sold separately).....	11	2K0103	2.7	0.0	0.0	0.0	0.0	0.0
Metalworking machinery and equipment.....	11	3	5.2	0.2	0.1	0.2	0.3	0.2
Power-driven handtools, including parts and attachments.....	11	32	7.3	0.0	0.0	0.0	0.0	0.0
Power-driven handtools, including parts and attachments.....	11	3211	7.3	0.0	0.0	0.0	0.0	0.0
Power-driven handtools, including parts and attachments.....	11	321101	7.3	0.0	0.0	0.0	0.0	0.0
Power-driven handtools, pneumatic, hydraulic, and powder-actuated.....	11	3211011	7.0	0.0	0.0	0.0	0.0	0.0
Power-driven handtools, electric (except battery powered), including parts.....	11	3211014	7.1	0.0	0.0	0.0	0.0	0.0
Welding machines and equipment.....	11	33	2.9	0.0	0.1	0.0	0.0	0.0
Arc welding machines, components, and accessories, excluding electrodes and stud welding equip.....	11	3301	3.0	0.0	0.0	0.0	0.0	0.0
Arc welding machines, components, and accessories, excluding electrodes and stud welding equip.....	11	330175	3.0	0.0	0.0	0.0	0.0	0.0
Resistance welders, components, accessories, and electrodes.....	11	3302	3.5	0.0	0.0	0.0	0.0	0.0
Resistance welders, components, accessories, and electrodes.....	11	330276	3.5	0.0	0.0	0.0	0.0	0.0
Gas welding and cutting equipment, parts, attachments, and accessories.....	11	3304	4.5	0.0	1.1	0.0	0.0	0.0
Gas welding and cutting equipment, parts, attachments, and accessories.....	11	330461	4.5	0.0	1.1	0.0	0.0	0.0
Other welding equipment, components, and accessories (excluding arc, resistance, and gas).....	11	3306	2.4	0.0	0.0	0.0	0.0	0.0
Other welding equipment, components, and accessories (excluding arc, resistance, and gas).....	11	330629	2.4	0.0	0.0	0.0	0.0	0.0
Industrial process furnaces and ovens.....	11	34	5.8	0.1	0.5	0.8	0.0	0.0
Industrial process furnaces and ovens, except parts and attachments.....	11	3407	5.2	0.1	0.6	0.3	0.0	0.0
Industrial process furnaces and ovens, except parts and attachments.....	11	340711	5.2	0.1	0.6	0.3	0.0	0.0
Parts and attachments for industrial process furnaces and ovens.....	11	3409	7.3	0.0	0.0	2.3	0.0	0.0
Parts and attachments for industrial process furnaces and ovens.....	11	340901	7.3	0.0	0.0	2.3	0.0	0.0
Cutting tools and accessories.....	11	35	5.1	0.5	0.4	0.0	0.2	1.2
Small cutting tools.....	11	3501	4.1	0.3	0.6	0.0	0.1	0.0
End mills and milling cutters.....	11	350144	4.7	0.1	0.9	0.0	0.2	0.0
Threading tools, including blanks, tips and inserts.....	11	350145	2.1	1.4	0.0	0.0	0.0	0.0
Carbon and high-speed steel, shank, solid, tipped carbide twist drills.....	11	350146	5.6	2.1	0.2	0.0	1.2	0.0
Taps, carbide indexible, and throwaway inserts for machine tools.....	11	350147	1.3	0.0	0.0	0.6	0.0	0.0
Other cutting tools for machine tools, excluding tips and blanks.....	11	350149	4.6	0.0	0.6	0.0	0.0	0.0
Other machine tool attachments and accessories.....	11	3505	6.9	2.2	0.0	0.1	0.5	0.0
Other machine tool attachments and accessories.....	11	350501	6.9	2.2	0.0	0.1	0.5	0.0
Abrasive products.....	11	36	4.9	0.0	-0.4	0.1	0.7	-0.5
Nonmetallic sized grains, powders, and flour abrasives (incl. graded only).....	11	3601	3.4	0.0	0.0	0.4	2.9	0.0
Nonmetallic sized grains, powders, and flour abrasives (incl. graded only).....	11	360105	3.4	0.0	0.0	0.4	2.9	0.0
Nonmetallic abrasive products (including diamond abrasives).....	11	3603	6.8	0.7	0.3	0.1	0.2	0.0
Nonmetallic abrasive products (including diamond abrasives).....	11	360311	6.8	0.7	0.3	0.1	0.2	0.0
Nonmetallic coated abrasive products and buffing wheels, polishing wheels, and laps.....	11	3605	4.8	0.0	0.0	0.0	0.0	0.0
Nonmetallic coated abrasive products and buffing wheels, polishing wheels, and laps.....	11	360505	4.8	0.0	0.0	0.0	0.0	0.0
Metal cutting machine tools.....	11	37	3.1	0.0	0.4	0.0	0.0	0.0
Other metal-cutting machine tools.....	11	3720	2.1	0.0	0.6	0.0	0.0	0.0
Other metal-cutting machine tools.....	11	372041	2.1	0.0	0.6	0.0	0.0	0.0
Metal machining centers.....	11	3721	5.9	0.0	0.0	0.0	0.0	0.0
Metal machining centers.....	11	372121	5.9	0.0	0.0	0.0	0.0	0.0
Rebuilt metal-cutting machine tools and parts for metal-cutting machine tools.....	11	3753	3.2	-0.1	1.0	0.0	0.0	0.0
Rebuilt metal-cutting machine tools and parts for metal-cutting machine tools.....	11	375311	3.2	-0.1	1.0	0.0	0.0	0.0
Metal forming machine tools.....	11	38	10.6	0.1	0.0	0.0	7.9	0.0
Metal-forming machine tools (except rebuilt and parts).....	11	3826	14.0	0.0	0.0	0.0	12.0	0.0

See footnotes at end of table.

Table 7. Producer price index percentage changes for commodity and service groupings and individual items, not seasonally adjusted — Continued
 [October 2023]

Title	Commodity code		Unadjusted 12-month percent change ¹	Unadjusted 1-month percent change ¹				
	Group code	Item code		Oct. 2022 to Oct. 2023 ^P	May to June	June to July ^P	July to Aug. ^P	Aug. to Sept. ^P
Metal punching and shearing (power & manual), and bending and forming machines (power only).....	11	382611	1.4	0.0	0.0	0.0	0.0	0.3
Rebuilt metal-forming machine tools and parts for metal-forming machine tools.....	11	3852	4.1	0.2	0.0	0.0	0.0	0.0
Rebuilt metal-forming machine tools and parts for metal-forming machine tools.....	11	385205	4.1	0.2	0.0	0.0	0.0	0.0
Tools, dies, jigs, fixtures & ind. molds.....	11	39	5.1	0.6	0.1	0.5	0.1	0.2
Special tools, dies, jigs, and fixtures.....	11	3901	3.4	1.0	0.1	0.7	0.0	0.0
Special tools, dies, jigs, and fixtures.....	11	390135	3.4	1.0	0.1	0.7	0.0	0.0
Jigs and fixtures, including parts.....	11	3901351	3.7	1.1	0.3	0.1	0.0	0.0
Metalworking dies and die sets.....	11	3901353	3.9	1.7	0.1	0.7	0.0	0.0
Standard punches, industrial prototypes, die parts & other special tooling for dies.....	11	3901357	2.7	0.5	0.0	1.2	0.0	0.0
Industrial molds and mold boxes.....	11	3903	8.0	0.0	0.0	0.1	0.2	0.6
Industrial injection-type molds made of metal for plastics.....	11	390312	2.1	0.0	0.0	0.0	0.0	1.9
Other industrial molds and mold boxes.....	11	390331	11.2	0.0	0.0	0.1	0.2	0.0
Metalworking machinery n. e. c.....	11	3A	8.5	-0.4	0.0	0.4	0.4	0.2
Rolling mill and other metalworking machinery, including assembly machines.....	11	3A03	-	-	-	-	-	0.2
Rolling mill and other metalworking machinery, including assembly machines.....	11	3A0310	-	-	-	-	-	0.2
Other metalworking machinery.....	11	3A03102	-	-0.3	0.0	1.9	1.5	-
General purpose machinery and equipment.....	11	4	6.1	0.1	0.4	0.1	0.3	0.4
Pumps, compressors, and equipment.....	11	41	6.4	0.4	1.8	0.1	-0.3	0.0
Industrial pumps, except hydraulic fluid power pumps.....	11	4102	12.0	0.3	4.3	0.0	-1.3	0.0
Industrial pumps, except hydraulic fluid power pumps.....	11	410212	12.0	0.3	4.3	0.0	-1.3	0.0
Parts and attachments for air and gas compressors and vacuum pumps.....	11	4107	4.9	0.4	1.4	0.6	0.0	0.0
Parts and attachments for air and gas compressors, ex. refrigeration, ice making, & a/c.....	11	410701	4.9	0.4	1.4	0.6	0.0	0.0
Domestic water systems.....	11	4113	4.2	0.0	0.0	0.0	0.0	0.1
Domestic water systems.....	11	411311	4.2	0.0	0.0	0.0	0.0	0.1
Air and gas compressors and vacuum pumps.....	11	4115	5.6	0.6	1.3	0.1	0.3	0.0
Air and gas compressors and vacuum pumps.....	11	411501	5.6	0.6	1.3	0.1	0.3	0.0
Other pumps, including parts and attachments.....	11	4119	2.4	0.3	0.6	0.1	0.0	0.0
Parts and attachments for pumps.....	11	411911	4.9	1.0	2.0	0.0	0.0	0.0
All other pumps, including domestic sump, oil well, and oil field pumps.....	11	411915	1.3	0.0	0.0	0.1	0.0	0.0
Oil-well and oil-field pumps.....	11	4119153	-	4.4	0.0	0.3	0.0	0.0
Other pumps, except automotive circulating pumps, and measuring & dispensing pumps.....	11	4119155	1.7	0.0	0.0	0.1	0.0	0.0
Elevators, escalators, and other lifts.....	11	42	5.0	0.6	0.0	0.0	0.0	0.0
Elevators and moving stairways.....	11	4201	3.9	1.0	0.0	0.0	0.0	0.0
Elevators and moving stairways.....	11	420112	3.9	1.0	0.0	0.0	0.0	0.0
Parts and attachments for elevators and moving stairs (sold separately).....	11	4202	11.9	-1.2	0.0	-0.1	0.0	0.0
Parts and attachments for elevators and moving stairs (sold separately).....	11	420221	11.9	-1.2	0.0	-0.1	0.0	0.0
Fluid power equipment.....	11	43	13.0	0.2	0.5	-0.2	0.2	2.1
Fluid power pumps and parts.....	11	4301	4.9	0.0	0.3	0.1	0.9	0.0
Nonaerospace-type reciprocating fluid power pumps.....	11	430112	9.1	0.0	-0.1	0.0	1.5	0.0
Nonaerospace-type fluid power motors.....	11	430115	3.4	0.0	0.0	0.4	0.2	0.0
Parts for fluid power pumps, motors, and hydrostatic transmissions.....	11	430119	1.6	-0.1	0.0	0.0	1.1	0.0
Fluid power valves.....	11	4302	2.9	0.3	-0.1	0.5	0.2	0.3
Fluid power valves.....	11	430201	2.9	0.3	-0.1	0.5	0.2	0.3
Nonaerospace type hydraulic directional control valves.....	11	4302013	5.4	0.0	0.0	2.0	0.0	0.0
Nonaerospace type pneumatic directional control valves.....	11	4302015	4.9	1.1	0.1	0.0	0.0	0.0
Aerospace type fluid power valves.....	11	430201A	1.8	0.6	0.0	0.0	0.5	0.8
Fluid power cylinders, actuators, accumulators, cushions, & parts.....	11	4303	2.9	0.4	0.0	0.2	0.0	-0.1
Non-aerospace hydraulic & all aerospace-type fluid power cylinders.....	11	430312	2.9	0.6	0.0	0.2	0.0	-0.2
Parts for hydraulic & pneumatic cylinders and actuators.....	11	430315	3.7	0.1	0.0	0.0	0.0	0.0
Fluid power hose and tube fittings.....	11	4304	45.3	0.0	1.6	-1.4	0.0	7.5
Fluid power hose and tube fittings.....	11	430406	45.3	0.0	1.6	-1.4	0.0	7.5
Nonaerospace type flared (metal) fittings, couplings, and assemblies.....	11	4304062	2.1	0.0	0.0	1.2	0.0	0.0
Parts for fluid power valves.....	11	4305	0.7	0.8	0.0	0.2	0.0	0.0
Parts for fluid power valves.....	11	430501	0.7	0.8	0.0	0.2	0.0	0.0
Industrial material handling equipment.....	11	44	5.0	0.2	0.3	0.0	-0.1	0.3

See footnotes at end of table.

Table 7. Producer price index percentage changes for commodity and service groupings and individual items, not seasonally adjusted — Continued
 [October 2023]

Title	Commodity code		Unadjusted 12-month percent change ¹	Unadjusted 1-month percent change ¹				
	Group code	Item code		Oct. 2022 to Oct. 2023 ^P	May to June	June to July ^P	July to Aug. ^P	Aug. to Sept. ^P
Conveying equipment, except parts and accessories.....	11	4402	5.0	0.0	0.5	0.1	0.0	0.7
Unit handling conveyors and conveying systems.....	11	440212	1.0	-0.1	0.8	0.2	0.0	-0.2
Unit handling gravity and trolley conveyors and conveying systems... ..	11	4402122	-0.5	0.0	0.0	0.0	-0.1	0.0
All other unit handling conveyors, including tow, belt, roller, pneumatic, portable, etc.....	11	4402124	2.9	-0.3	2.1	0.4	0.2	-0.4
Bulk material handling conveyors and conveying systems.....	11	440216	10.8	0.2	0.0	0.0	0.0	1.9
Industrial trucks, trailers, and stackers.....	11	4403	5.5	0.5	0.1	0.0	-0.2	0.1
Industrial trucks, tractors, mobile straddle carriers & cranes, & automatic stacking machines.....	11	44035	5.8	0.7	0.1	0.0	-0.2	0.0
Work trucks with lifting & handling equipment, riding, electric, self-propelled.....	11	440353	8.8	0.0	0.0	0.0	0.0	0.0
Work trucks with lifting & handling equipment, non-riding electric or any non-electric.....	11	440356	3.1	0.1	0.0	0.0	-0.1	0.0
Work trucks not fitted with lifting & handling equipment, electric or non-electric.....	11	440357	4.2	1.1	0.3	0.0	-0.1	0.0
Bulk powered material moving equipment, dock boards, and metal pallets and skids.....	11	440358	-1.0	0.8	0.0	0.0	-1.4	0.0
Parts and attachments for industrial trucks and tractors.....	11	440378	3.8	0.0	0.0	0.0	0.0	0.4
Hoists, overhead cranes, and monorail systems.....	11	4404	2.8	0.4	0.2	0.0	0.0	0.0
Hoists and parts and attachments for hoists (sold separately).....	11	440481	4.2	0.7	0.0	0.0	0.0	0.0
Overhead traveling cranes and monorail systems, including parts and attachments sold separately.....	11	440485	1.9	0.0	0.4	0.0	0.0	0.0
Parts and accessories for conveyors and conveying systems.....	11	4406	3.7	-0.5	0.0	-0.3	0.0	0.0
Parts and accessories for unit handling conveyors and conveying systems.....	11	440601	0.4	0.1	0.0	0.0	-0.1	0.0
Parts and accessories for bulk material handling conveyors and conveying systems.....	11	440602	5.6	-0.8	0.0	-0.5	0.0	0.0
Mechanical power transmission equipment.....	11	45	5.1	0.2	0.0	0.2	0.3	0.4
Speed changers, drives, gears.....	11	4501	6.2	0.2	0.0	0.0	0.0	0.0
Loose gear, pinions and racks.....	11	450108	-	0.0	0.0	0.0	0.0	0.0
Speed changers and industrial high speed drives & parts other than loose gearing.....	11	450117	7.5	0.3	0.0	0.0	0.0	0.0
Other power transmission equipment.....	11	4502	3.5	0.2	0.0	0.3	0.6	0.6
Mechanical power transmission equipment, excl. speed changers, drives, & gears.....	11	450212	3.7	0.2	0.0	0.4	0.5	0.7
Scales and balances.....	11	46	6.0	1.2	0.2	-0.1	-0.1	0.0
Vehicle and industrial scales.....	11	4611	5.4	1.6	0.1	-0.2	-0.2	0.0
Vehicle and industrial scales.....	11	461101	5.4	1.6	0.1	-0.2	-0.2	0.0
Motor truck and railroad track scales.....	11	4611011	1.8	0.0	0.0	-0.4	-0.3	0.0
Industrial scales (including automatic checkweigher and bulkweigher scales).....	11	4611012	9.2	0.5	0.5	0.1	0.1	0.0
Miscellaneous non-vehicle scales (crane, susp., tank, hopper, measuring dev, lab, bulk conveyer).....	11	4611013	-	7.3	0.0	0.0	0.0	0.0
Retail, commercial, household, and mailing scales and balances.....	11	4612	7.8	0.0	0.2	0.0	0.0	0.0
Retail, commercial, household, and mailing scales and balances.....	11	461201	7.8	0.0	0.2	0.0	0.0	0.0
Parts, attachments, and accessories for scales and balances.....	11	4613	8.7	0.3	0.4	0.2	0.4	0.1
Parts, attachments, and accessories for scales and balances.....	11	461301	8.7	0.3	0.4	0.2	0.4	0.1
Air purification equipment and industrial and commercial fans and blowers... ..	11	47	1.9	0.1	0.1	-0.1	-0.1	0.0
Fan, blower, air purification equipment.....	11	4701	1.9	0.1	0.1	-0.1	-0.1	0.0
Dust collection and other air purification equipment for cleaning incoming air.....	11	470143	3.5	0.2	0.2	-0.3	-0.4	0.0
Air filters for air-conditioners and furnaces, etc., of 2400 CFM or less, except parts.....	11	4701431	3.2	0.3	0.3	-0.4	-0.1	0.0
Other dust collection and air purification equipment, except parts.....	11	4701432	9.0	0.0	0.0	-0.3	0.0	0.0
Parts for dust collection and air purification equipment.....	11	4701433	-1.1	0.0	0.0	0.0	-1.5	0.0
Industrial and commercial fans and blowers.....	11	470145	1.4	0.0	0.0	0.0	0.0	0.0
Centrifugal blower filter units, and classes I-IV centrifugal fans, except parts.....	11	4701452	3.2	0.0	0.0	0.0	0.0	0.0
Other centrifugal fans and blowers, except parts.....	11	4701453	0.9	0.0	0.0	0.0	0.0	0.0
Axial fans and industrial propeller fans, except parts.....	11	4701457	1.7	0.0	0.0	0.0	0.0	0.0
Power roof ventilators, except parts.....	11	4701458	1.6	0.0	0.0	0.0	0.0	0.0
Parts and accessories for fans and blowers.....	11	4701459	-0.5	0.0	0.0	0.0	0.0	0.0
Air conditioning and refrigeration equip.....	11	48	3.9	-0.4	0.3	0.1	0.1	0.2
Unitary air-conditioners, except air source heat pumps.....	11	4802	6.4	-0.9	1.0	0.8	0.3	-0.2
Unitary air-conditioners, except air source heat pumps.....	11	480222	6.4	-0.9	1.0	0.8	0.3	-0.2
Commercial refrigeration equipment.....	11	4803	3.4	-0.3	0.0	0.0	0.0	0.5
Commercial refrigeration equipment.....	11	480331	3.4	-0.3	0.0	0.0	0.0	0.5
All other miscellaneous refrigeration and air-conditioning equipment.....	11	4806	2.7	0.0	0.0	0.0	0.0	0.5
All other miscellaneous refrigeration and air-conditioning equipment.....	11	480631	2.7	0.0	0.0	0.0	0.0	0.5

See footnotes at end of table.

Table 7. Producer price index percentage changes for commodity and service groupings and individual items, not seasonally adjusted — Continued
[October 2023]

Title	Commodity code		Unadjusted 12-month percent change ¹	Unadjusted 1-month percent change ¹				
	Group code	Item code		Oct. 2022 to Oct. 2023 ^P	May to June	June to July ^P	July to Aug. ^P	Aug. to Sept. ^P
Heat transfer equipment, including heat pumps.	11	4807	3.8	-0.3	0.1	-0.4	0.3	0.3
Heat transfer equipment, except dehumidifiers.	11	480732	5.0	-0.4	0.1	-0.5	-0.2	1.1
Heat pumps.	11	480734	-2.0	0.0	0.0	0.0	2.6	-3.7
Parts and accessories for air conditioning and heat transfer equipment. ...	11	4809	2.5	-0.2	-0.3	0.0	0.0	0.1
Parts and accessories for air conditioning and heat transfer equipment.	11	480901	2.5	-0.2	-0.3	0.0	0.0	0.1
Refrigeration condensing units.	11	4815	2.6	0.0	0.0	0.0	0.0	0.3
Refrigeration condensing units.	11	481511	2.6	0.0	0.0	0.0	0.0	0.3
Miscellaneous general purpose equipment.	11	49	5.8	0.0	-0.1	0.4	1.2	0.3
Metal valves, except fluid power.	11	4902	5.8	0.2	0.0	0.6	0.0	1.4
Gates, globes, angles, and checks.	11	490201	3.8	0.0	0.0	0.0	0.0	0.6
Gates, globes, angles, straightway (Y-type) checks, stop & check, 3- & 4-way, etc.	11	4902011	3.9	0.0	0.0	0.0	0.0	0.0
Industrial valves for water works and municipal equipment.	11	4902012	4.3	0.0	0.0	0.0	0.0	1.0
Industrial ball valves, incl. manual and power operated.	11	490202	—	—	—	—	0.0	—
Industrial butterfly valves, incl. manual and power operated.	11	490203	7.3	1.0	0.0	0.0	0.0	0.0
Industrial plug valves.	11	490204	9.1	0.0	0.0	0.0	0.0	0.0
Plumbing and heating valves and specialties, except plumbers' brass goods.	11	490205	—	0.0	-0.9	—	—	—
Other industrial valves, including nuclear.	11	490209	6.4	0.0	0.0	0.7	0.0	2.4
Automatic regulating and control valves.	11	490211	5.3	0.1	0.0	0.0	0.0	5.0
Metal pipe fittings, flanges, and unions.	11	4903	0.5	0.0	0.0	-1.5	0.2	0.0
Metal pipe fittings, flanges, and unions.	11	490301	0.5	0.0	0.0	-1.5	0.2	0.0
Ball and roller bearings.	11	4905	2.6	0.1	0.0	-0.1	0.1	0.0
Ball bearings, complete, unmounted.	11	490531	2.1	0.0	0.0	-0.1	0.0	0.0
Mounted bearings, except plain.	11	490534	3.7	0.2	0.0	0.0	1.7	0.0
Parts and components for ball and roller bearings, incl. balls and rollers.	11	490535	-2.4	0.5	0.0	-1.4	0.4	0.0
Tapered roller bearings (including cups & cones), unmounted.	11	490537	4.0	0.0	0.0	0.0	0.1	0.0
Other roller bearings, unmounted.	11	490538	2.4	0.0	0.0	0.0	0.0	0.0
Industrial patterns.	11	4907	4.4	3.8	0.0	0.0	0.0	0.0
Industrial patterns.	11	490701	4.4	3.8	0.0	0.0	0.0	0.0
Filters and strainers.	11	4908	14.3	-0.6	-0.2	0.2	9.8	-1.3
Filters and strainers, except fluid power.	11	490805	9.8	-0.9	-0.3	0.3	0.6	0.0
Industrial filters and strainers and reusable media, except fluid power.	11	4908051	9.5	-1.1	-0.2	0.3	-0.3	0.0
Nonreusable media for filters and strainers, except fluid power.	11	4908052	9.2	0.4	0.0	-0.1	6.9	0.0
Parts and accessories for filters and strainers, except fluid power. ...	11	4908053	14.2	-1.3	-1.3	0.3	0.0	0.0
Other miscellaneous general purpose equipment.	11	4911	6.2	-0.1	-0.1	1.5	-0.2	0.0
Other miscellaneous general purpose equipment.	11	491102	6.3	-0.1	-0.1	1.5	-0.2	0.0
Electronic computers and computer equipment.	11	5	-0.4	-1.6	-0.2	1.5	-0.2	-1.0
Electronic computers.	11	51	-1.2	-2.4	-0.1	3.5	-0.5	-2.6
Electronic computers.	11	5101	-1.2	-2.4	-0.1	3.5	-0.5	-2.6
Personal computers and workstations (excluding portable computers). ...	11	510114	5.7	-0.5	-0.6	0.0	-0.1	0.3
Portable computers, laptops, tablets and other single user computers. ...	11	510115	-1.5	-0.3	0.1	-0.2	0.1	0.0
Host computers, multiusers (mainframes, UNIX and PC servers).	11	510116	-4.8	-3.0	0.0	4.3	-0.6	-3.2
Computer storage devices.	11	52	-2.2	-2.3	-0.9	0.0	0.2	0.1
Computer storage devices (except parts, attachments and accessories). ...	11	5201	-2.9	-2.4	-0.9	0.0	0.2	0.1
Computer storage devices (except parts, attachments and accessories).	11	520101	-2.9	-2.4	-0.9	0.0	0.2	0.1
Computer peripheral equipment and parts.	11	54	1.0	0.0	0.1	0.4	0.0	0.0
Parts, attachments, and accessories for computer terminals and peripherals.	11	5405	—	0.0	0.3	0.8	0.0	0.0
Parts, attachments, and accessories for computer terminals and peripherals.	11	540501	—	0.0	0.3	0.8	0.0	0.0
Computer terminals (including POS and funds-transfer devices) and other computer peripherals.	11	5406	-5.5	0.0	0.0	0.0	0.0	0.0
Computer terminals (including POS and funds-transfer devices) and other computer peripherals.	11	540602	-5.5	0.0	0.0	0.0	0.0	0.0
Special industry machinery and equipment.	11	6	4.1	0.0	-0.1	0.0	0.2	-0.1
Food products machinery.	11	61	5.1	0.2	0.1	0.0	0.0	0.7
Dairy and milk products plant machinery and equipment.	11	6101	5.3	1.8	0.2	0.0	0.0	2.6
Dairy and milk products plant machinery and equipment.	11	610111	5.3	1.8	0.2	0.0	0.0	2.6
Commercial food products machinery (except packaging and cooking equipment).	11	6104	5.5	0.0	0.1	0.0	0.0	0.0

See footnotes at end of table.

Table 7. Producer price index percentage changes for commodity and service groupings and individual items, not seasonally adjusted — Continued
 [October 2023]

Title	Commodity code		Unadjusted 12-month percent change ¹	Unadjusted 1-month percent change ¹				
	Group code	Item code		Oct. 2022 to Oct. 2023 ^P	May to June	June to July ^P	July to Aug. ^P	Aug. to Sept. ^P
Commercial food products machinery (except packaging and cooking equipment).....	11	610409	5.5	0.0	0.1	0.0	0.0	0.0
Industrial food products machinery for processing foods, beverages, & animal & fowl feed.....	11	6105	4.8	0.0	0.1	0.0	0.0	1.1
Industrial food products machinery for processing foods, beverages, & animal & fowl feed.....	11	610501	4.8	0.0	0.1	0.0	0.0	1.1
Other industrial food and feed machinery.....	11	6105012	2.5	0.0	0.3	0.0	0.0	2.3
Machinery for sorting, grading, and cleaning fruits, vegetables, eggs, and for processing meat.....	11	6105013	6.7	0.0	0.0	0.0	0.0	0.0
Parts and attachments for industrial food and feed products machinery.....	11	6105014	3.4	0.0	-0.2	0.2	0.0	2.7
Textile machinery and equipment.....	11	62	-0.1	0.0	0.0	0.0	0.0	0.0
Textile machinery (except parts, attachments, and accessories).....	11	6212	-0.1	0.0	0.0	0.0	0.0	0.0
Textile machinery (except parts, attachments, and accessories).....	11	621201	-0.1	0.0	0.0	0.0	0.0	0.0
Textile machinery parts and attachments.....	11	6277	0.0	0.0	0.0	0.0	0.0	0.0
Textile machinery parts and attachments.....	11	627701	0.0	0.0	0.0	0.0	0.0	0.0
Sawmill and woodworking machinery.....	11	63	7.2	0.1	0.2	-0.1	0.2	0.0
Sawmill and woodworking machinery.....	11	6306	7.2	0.1	0.2	-0.1	0.2	0.0
Sawmill and woodworking machinery, excluding parts and attachments (sold separately).....	11	630602	8.2	0.1	0.1	-0.1	0.2	0.0
Parts, attachments, & accessories for sawmill & woodworking machinery.....	11	630603	2.1	0.0	0.3	0.0	0.0	0.0
Paper industries machinery.....	11	64	5.3	1.7	0.0	-0.3	-0.1	0.0
Paper industries machinery.....	11	6401	5.3	1.7	0.0	-0.3	-0.1	0.0
Paper industries machinery, excluding parts & attachments (sold separately).....	11	640114	4.3	2.4	0.0	0.0	0.0	0.0
Parts and attachments for paper industries machinery.....	11	640115	5.5	0.1	0.1	-0.9	-0.3	0.0
Printing trades machinery and equipment.....	11	65	3.1	-0.3	0.1	0.5	-0.4	2.4
Other printing machinery and equipment.....	11	6509	3.9	-0.4	0.1	0.6	-0.5	3.1
Other printing machinery and equipment, incl. pre-press preparation equipment & plates.....	11	650912	6.4	-0.8	0.3	1.3	-1.1	6.3
Parts, attachments, & accessories for printing trades machinery.....	11	650913	0.9	0.0	0.0	0.0	0.0	0.2
Other special industry machinery.....	11	66	3.2	-0.4	-0.4	0.0	0.2	-0.6
Plastics and rubber working machinery.....	11	6603	1.7	0.0	-0.1	0.0	0.0	0.0
Plastics working machinery and equipment, excluding patterns and molds, including parts.....	11	66039	1.6	0.0	-0.1	0.0	0.0	0.0
Plasticworking machinery (excluding parts).....	11	660391	1.4	0.0	0.0	0.0	0.0	0.0
Parts for plasticworking machinery.....	11	660395	2.4	0.0	-0.6	0.0	-0.1	0.0
Miscellaneous special industry machinery.....	11	6606	3.5	-0.4	-0.5	0.0	0.2	-0.7
Semiconductor manufacturing machinery and parts.....	11	660638	2.5	-1.3	0.0	0.0	0.0	0.0
Packing, packaging, and bottling machinery and parts.....	11	67	8.5	0.7	0.0	0.0	0.8	0.0
Packing, packaging, and bottling machinery and parts.....	11	6705	8.5	0.7	0.0	0.0	0.8	0.0
Packing, packaging, and bottling machinery, excluding parts.....	11	670501	9.4	0.8	0.0	0.0	0.9	0.0
Parts for packing, packaging, and bottling machinery.....	11	670502	5.8	0.5	0.1	0.0	0.4	0.0
Service industry machinery and parts.....	11	68	2.7	0.1	0.0	0.0	0.0	0.1
Service industry machinery and parts.....	11	6801	2.7	0.1	0.0	0.0	0.0	0.1
Commercial cooking and food warming equipment (incl. parts).....	11	68013	1.4	0.0	0.0	0.0	0.0	0.0
Commercial cooking equipment incl. ranges, deep-fat fryers, etc. except electric.....	11	680131	2.1	0.0	0.0	0.0	0.0	0.0
Commercial electric cooking equipment, incl. ranges, deep-fat fryers, etc.....	11	680132	1.4	0.0	0.0	0.0	0.0	0.0
Parts and accessories for commercial cooking and food warming equipment.....	11	680133	0.6	0.0	0.0	0.0	0.0	0.0
Other service industry machinery, incl. electronic teaching mach. & auto. maintenance equipment.....	11	68014	-	0.1	0.0	0.0	0.0	0.2
Coin-operated machines and mechanisms (incl. parts).....	11	680141	0.0	0.0	0.0	0.0	0.0	0.0
Commercial laundry and drycleaning machinery products (incl. parts) ..	11	680143	7.2	0.0	0.0	0.0	0.0	0.0
Commercial and industrial floor & carpet cleaning machines, ex. vacuum cleaners (incl. parts).....	11	680145	7.5	0.5	0.7	0.0	-0.2	0.0
Electronic teaching machines, teaching aids, etc., (incl. kits and parts).....	11	680147	-	0.0	0.0	0.0	0.0	-
All other parts and attachments for service industry equipment.....	11	680148	8.7	0.3	0.0	0.0	0.3	0.6
Other service industry equipment.....	11	680149	3.6	0.1	0.0	0.0	0.1	0.3
Electrical machinery and equipment.....	11	7	2.1	0.3	0.2	0.2	0.0	0.1
Wiring devices.....	11	71	6.4	0.1	-0.8	0.6	0.0	0.6
Current-carrying wiring devices.....	11	7101	25.7	1.0	0.0	1.2	0.2	0.4
Current-carrying switches for electrical circuitry (including vehicular switches).....	11	710143	5.4	0.0	0.1	0.1	-0.2	0.2

See footnotes at end of table.

Table 7. Producer price index percentage changes for commodity and service groupings and individual items, not seasonally adjusted — Continued
 [October 2023]

Title	Commodity code		Unadjusted 12-month percent change ¹	Unadjusted 1-month percent change ¹				
	Group code	Item code		Oct. 2022 to Oct. 2023 ^P	May to June	June to July ^P	July to Aug. ^P	Aug. to Sept. ^P
Current-carrying wire connectors for electrical circuitry.....	11	710144	7.7	-3.4	-0.5	2.6	0.0	2.2
Current-carrying wiring devices n.e.c.....	11	710147	45.0	3.0	0.1	1.2	0.4	-0.2
Noncurrent-carrying wiring devices.....	11	7102	-9.1	-0.9	-1.5	-0.1	-0.1	0.9
Noncurrent-carrying electrical conduit and conduit fittings, incl.plastic conduit & fittings.....	11	710216	-20.5	-1.9	-3.7	-0.2	-0.6	2.0
Other noncurrent-carrying wiring devices and supplies (boxes, covers, bar hangers, etc.).....	11	710217	1.3	0.4	-0.1	-0.1	0.7	0.2
Porcelain, steatite, and other ceramic electrical products.....	11	710252	4.2	-0.8	1.8	0.0	0.1	-0.6
Integrating and measuring instruments.....	11	72	4.2	0.0	0.2	0.4	0.1	-0.1
Test equipment for electrical, radio, & communication circuits & motors. . .	11	7205	4.3	0.0	0.2	0.4	0.1	-0.1
Test equipment for electrical, radio, & communication circuits & motors.....	11	720501	4.3	0.0	0.2	0.4	0.1	-0.1
Motors, generators, motor generator sets.....	11	73	5.4	0.0	1.4	1.0	0.1	0.1
Fractional horsepower motors and generators.....	11	7303	2.3	0.3	0.0	0.2	0.0	0.0
Fractional horsepower motors and generators.....	11	730312	2.3	0.3	0.0	0.2	0.0	0.0
Integral horsepower motors and generators (excluding land transportation types).....	11	7304	0.0	0.0	0.0	0.0	0.0	0.0
Integral horsepower motors and generators (excluding land transportation types).....	11	730405	0.0	0.0	0.0	0.0	0.0	0.0
Parts and supplies for motors and generators.....	11	7309	10.4	0.0	0.5	2.7	0.5	0.0
Parts and supplies for motors and generators.....	11	730901	10.4	0.0	0.5	2.7	0.5	0.0
Other motors and generators.....	11	7311	8.1	0.0	2.8	1.1	0.0	0.2
Other motors and generators.....	11	731101	8.1	0.0	2.8	1.1	0.0	0.2
Prime mover generator sets, except steam & hydraulic turbine.....	11	7311012	12.7	0.0	5.7	0.3	0.0	0.0
Transformers and power regulators.....	11	74	3.1	-0.2	0.5	0.4	0.0	0.2
Power and distribution transformers, except parts.....	11	7409	3.8	-0.3	0.6	0.0	0.0	0.0
Other transformers and parts for transformers.....	11	7411	0.1	0.0	0.0	2.5	0.0	0.9
Switchgear, switchboard, industrial controls equipment.....	11	75	6.3	1.1	0.4	0.4	0.1	0.2
Industrial controls and related parts and accessories.....	11	7507	7.6	1.5	0.3	0.0	0.0	0.1
Industrial controls and related parts and accessories.....	11	750799	7.6	1.5	0.3	0.0	0.0	0.1
General-purpose industrial controls.....	11	7507991	8.8	2.1	0.5	0.0	0.0	0.0
Parts for industrial controls and motor-control accessories.....	11	7507992	3.9	0.3	0.0	0.0	0.0	0.0
Specific-purpose industrial controls.....	11	7507993	6.3	0.8	0.0	0.0	0.0	0.2
Switchgear and switchboard apparatus.....	11	7522	5.3	0.8	0.5	0.6	0.2	0.3
Switchgear and switchboard apparatus.....	11	752201	5.3	0.8	0.5	0.6	0.2	0.3
Low voltage panelboards and distribution boards, 1000 volts or less..	11	7522013	5.7	0.0	0.0	0.0	0.0	0.0
Switchgear, except relays and ducts.....	11	752201A	6.1	1.5	0.7	0.9	0.3	0.5
Communications and related equipment and miscellaneous electronic systems & equipment.....	11	76	2.1	0.3	-0.1	0.1	0.0	0.1
Telephone and wireline data networking equipment.....	11	7601	4.4	3.7	-0.8	0.6	0.0	0.0
Other communications and related equipment, including broadcast and wireless.....	11	7603	1.8	0.1	-0.2	0.0	0.0	0.2
Broadcast, studio, and related electronic equipment.....	11	760301	0.7	-0.2	0.1	-0.1	0.3	0.2
Radio station and wireless communication equipment.....	11	760302	1.2	0.0	-0.4	0.0	0.0	0.0
Radio station equipment.....	11	7603022	5.6	0.0	0.0	0.0	0.0	0.0
Other broadcast and wireless communications systems and equipment.....	11	7603023	0.2	0.0	-0.5	0.0	0.0	0.0
Intercommunications, alarm and traffic control systems.....	11	760303	5.5	0.7	0.4	0.0	0.0	1.1
Alarm systems, including electric sirens and horns.....	11	7603031	10.7	1.1	0.6	0.0	0.0	1.8
Intercommunications systems, including inductive paging systems....	11	7603033	2.5	0.0	0.0	0.0	0.8	0.0
Electronic systems and equipment, n.e.c.....	11	7605	7.4	0.0	0.7	0.0	0.0	0.0
Electronic systems and equipment, n.e.c.....	11	760512	7.4	0.0	0.7	0.0	0.0	0.0
Search, detection, navigation & guidance systems and equipment.....	11	7606	1.4	0.1	0.0	0.1	0.0	0.0
Search, detection, navigation & guidance systems and equipment.....	11	760613	1.4	0.1	0.0	0.1	0.0	0.0
Electric lamp bulbs, tubes, and components.....	11	77	7.6	4.6	1.0	0.0	0.5	0.0
Electric lamp bulbs, tubes, and components.....	11	7704	7.6	4.6	1.0	0.0	0.5	0.0
Electric lamp bulbs, tubes, and components.....	11	770401	7.6	4.6	1.0	0.0	0.5	0.0
Electronic components and accessories.....	11	78	-0.5	0.2	0.1	0.2	-0.1	0.1
Relays for electronic circuitry, industrial control overload, and switchgear type.....	11	7821	-	0.0	0.0	0.0	0.0	-
Relays for electronic circuitry, industrial control overload, and switchgear type.....	11	782119	-	0.0	0.0	0.0	0.0	-
Switches, mechanical, for electronic circuitry.....	11	7822	3.5	-3.2	0.4	0.0	0.0	0.0
Switches, mechanical, for electronic circuitry.....	11	782299	3.5	-3.2	0.4	0.0	0.0	0.0
Connectors for electronic circuitry.....	11	7824	6.1	-0.4	0.4	0.0	0.0	1.5
Connectors for electronic circuitry.....	11	782481	6.1	-0.4	0.4	0.0	0.0	1.5

See footnotes at end of table.

Table 7. Producer price index percentage changes for commodity and service groupings and individual items, not seasonally adjusted — Continued
 [October 2023]

Title	Commodity code		Unadjusted 12-month percent change ¹	Unadjusted 1-month percent change ¹				
	Group code	Item code		Oct. 2022 to Oct. 2023 ^P	May to June	June to July ^P	July to Aug. ^P	Aug. to Sept. ^P
Filters, crystals, and transducers.....	11	7828	0.5	0.0	0.0	0.0	0.0	0.6
Filters, crystals, and transducers.....	11	782890	0.5	0.0	0.0	0.0	0.0	0.6
Crystal, filter, piezoelectric, and other related electronic devices (exc. microwave filters).....	11	7828901	0.5	0.0	0.0	0.0	0.0	0.6
Integrated microcircuits.....	11	7839	-5.1	0.4	-1.7	0.1	-0.6	-0.8
Integrated microcircuits.....	11	783911	-5.1	0.4	-1.7	0.1	-0.6	-0.8
Other semiconductor and related devices.....	11	7847	6.0	0.0	2.1	0.5	0.0	0.3
Other semiconductor devices, including parts (such as chips, wafers and heat sinks).....	11	784711	6.0	0.0	2.1	0.5	0.0	0.3
Bare printed circuit boards.....	11	7849	3.9	1.4	0.0	0.2	0.0	0.0
Bare printed circuit boards.....	11	784901	3.9	1.4	0.0	0.2	0.0	0.0
Electronic coils, transformers, and other inductors.....	11	7853	6.8	0.3	0.0	0.0	0.0	0.6
Electronic coils, transformers, and other inductors.....	11	785399	6.8	0.3	0.0	0.0	0.0	0.6
Capacitors and resistors for electronic circuitry.....	11	7854	-	3.8	0.0	0.0	0.0	0.0
Capacitors for electronic circuitry.....	11	785411	8.1	4.5	0.0	0.0	0.0	0.0
Microwave components, electron tubes, and other electronic components, n.e.c.....	11	7856	4.9	0.3	0.9	0.4	0.1	0.6
Printed circuit assemblies, loaded boards, modules and consumer external modems.....	11	7861	-11.6	0.1	0.3	0.0	0.0	0.0
Printed circuit assemblies, loaded boards, modules and consumer external modems.....	11	786199	-11.6	0.1	0.3	0.0	0.0	0.0
Miscellaneous electrical machinery and equipment.....	11	79	1.5	0.1	0.7	0.0	0.0	-0.1
Storage batteries.....	11	7901	1.1	0.1	-0.1	0.0	0.0	-0.2
Storage batteries, lead acid type, BCI dimensional group 8D or smaller.....	11	790103	0.6	0.0	-0.2	0.0	0.0	-0.3
Storage batteries, lead acid type, larger than BCI dimensional group 8D.....	11	790104	2.2	0.8	0.0	0.0	0.0	0.0
Storage batteries (excluding lead acid), including parts for all storage batteries.....	11	790105	2.3	0.0	0.0	0.0	0.0	0.0
Primary batteries.....	11	7902	2.0	0.7	0.2	0.2	0.0	-0.2
Primary batteries.....	11	790229	2.0	0.7	0.2	0.2	0.0	-0.2
Carbon and graphite products.....	11	7903	1.3	0.0	0.3	0.0	-0.2	-0.2
X-ray and electromedical equipment.....	11	7905	2.6	0.0	1.1	0.0	0.0	0.0
Irradiation equipment.....	11	790512	0.8	0.0	0.0	0.0	0.0	0.0
Electromedical equipment, including diagnostic, therapeutic and patient monitoring equipment.....	11	790541	3.3	0.0	1.5	0.0	0.0	0.0
Miscellaneous electrical industrial apparatus.....	11	7929	-6.3	1.0	-0.4	0.0	0.0	-0.7
Rectifying apparatus.....	11	792902	3.4	0.0	0.0	0.0	0.0	0.0
Other electrical equipment for industrial use, except for electronic circuitry.....	11	792904	-10.4	1.4	-0.5	0.0	0.0	-0.9
All other electrical equipment and components, except industrial.....	11	7939	1.0	0.0	0.0	0.9	0.0	0.0
All other electrical equipment and components, except industrial.....	11	793901	1.0	0.0	0.0	0.9	0.0	0.0
Miscellaneous instruments.....	11	8	5.8	0.2	0.3	0.3	-0.2	0.1
Automatic environmental controls for monitoring residential, commercial, and appliance use.....	11	81	5.8	0.1	0.0	0.3	0.0	0.0
Automatic environmental controls for monitoring residential, commercial, and appliance use.....	11	8105	5.8	0.1	0.0	0.3	0.0	0.0
Automatic environmental controls for monitoring residential, commercial, and appliance use.....	11	810501	5.8	0.1	0.0	0.3	0.0	0.0
Industrial process control instruments.....	11	82	6.1	0.6	-0.2	0.5	0.0	0.8
Industrial process control instruments.....	11	8201	6.1	0.6	-0.2	0.5	0.0	0.8
Industrial process control instruments.....	11	820171	6.1	0.6	-0.2	0.5	0.0	0.8
Fluid meters and counting devices.....	11	84	9.3	0.5	0.6	0.0	-3.2	0.1
Fluid meters and counting devices.....	11	8401	9.3	0.5	0.6	0.0	-3.2	0.1
Engineering and scientific instruments.....	11	85	7.4	0.0	1.5	0.3	0.0	0.0
Aeronautical, nautical, and navigational instruments.....	11	8501	5.5	0.0	1.8	0.4	0.0	0.0
Aeronautical, nautical, and navigational instruments.....	11	850111	5.5	0.0	1.8	0.4	0.0	0.0
Hospital beds and specialized hospital furniture.....	11	8504	15.7	0.0	0.0	0.0	0.0	0.0
Hospital beds and specialized hospital furniture.....	11	850404	15.7	0.0	0.0	0.0	0.0	0.0
Measuring instruments and lenses.....	11	86	4.7	0.0	-0.3	0.2	0.3	0.0
Sighting, tracking, and fire-control equipment, optical type.....	11	8601	1.0	-1.4	-2.3	2.2	0.1	0.0
Sighting, tracking, and fire-control equipment, optical type.....	11	860111	1.0	-1.4	-2.3	2.2	0.1	0.0
All other miscellaneous optical instruments and lenses.....	11	8602	3.0	0.2	0.4	0.5	0.0	0.0
All other miscellaneous optical instruments and lenses.....	11	860211	3.0	0.2	0.4	0.5	0.0	0.0
Laboratory analytical instruments.....	11	8603	5.3	0.1	-0.3	0.0	0.3	0.0
Laboratory analytical instruments.....	11	860311	5.3	0.1	-0.3	0.0	0.3	0.0

See footnotes at end of table.

Table 7. Producer price index percentage changes for commodity and service groupings and individual items, not seasonally adjusted — Continued
 [October 2023]

Title	Commodity code		Unadjusted 12-month percent change ¹	Unadjusted 1-month percent change ¹				
	Group code	Item code		Oct. 2022 to Oct. 2023 ^P	May to June	June to July ^P	July to Aug. ^P	Aug. to Sept. ^P
Measuring & controlling devices, n.e.c.	11	89	5.2	0.1	0.3	0.7	0.1	0.0
Aircraft engine instruments	11	8901	3.5	2.3	2.2	0.0	0.2	0.0
Aircraft engine instruments	11	890199	3.5	2.3	2.2	0.0	0.2	0.0
Nuclear radiation detection & monitoring instruments	11	8904	6.9	0.4	0.0	0.0	0.0	0.0
Nuclear radiation detection & monitoring instruments	11	890499	6.9	0.4	0.0	0.0	0.0	0.0
Physical properties and kinematic testing equipment	11	8905	5.4	0.0	0.0	0.2	0.0	0.0
Physical properties and kinematic testing equipment	11	890599	5.4	0.0	0.0	0.2	0.0	0.0
Commercial, geophysical, meteorological, surveying, drafting & general-purpose instruments	11	8906	4.9	-0.6	0.0	2.0	0.2	0.0
Commercial, geophysical, meteorological & general-purpose instruments	11	890699	4.9	-0.6	0.0	2.0	0.2	0.0
Miscellaneous machinery	11	9	3.7	0.1	0.4	0.3	0.1	0.0
Oil field and gas field machinery	11	91	1.9	0.0	0.0	0.0	0.3	0.0
Oil and gas field drilling, surveying, and cementing machinery (except parts sold separately)	11	9102	0.8	0.0	0.0	0.0	0.0	0.0
Oil and gas field drilling, surveying, and cementing machinery (except parts sold separately)	11	910201	0.8	0.0	0.0	0.0	0.0	0.0
Oil field and gas field production machinery (except pumps and parts sold separately)	11	9104	3.4	0.0	0.0	0.0	1.0	0.0
Oil field and gas field production machinery (except pumps and parts sold separately)	11	910456	3.4	0.0	0.0	0.0	1.0	0.0
Parts and attachments for oil and gas field machinery and equipment	11	9106	2.8	0.0	0.0	0.0	0.0	0.0
Parts and attachments for oil and gas field drilling machinery and equipment	11	910602	—	0.0	0.0	—	—	—
Parts and attachments for oil and gas field production machinery and equipment	11	910604	4.4	0.0	0.0	0.0	0.0	0.0
Mining machinery and equipment	11	92	7.9	0.0	0.3	0.6	0.3	0.2
Mining machinery and equipment (except parts sold separately)	11	9207	9.0	0.0	0.4	0.8	0.4	0.2
Underground mining machinery (except parts sold separately)	11	920701	—	0.0	0.0	0.0	0.0	—
Crushing, pulverizing, & screening machinery (except parts sold separately)	11	920702	—	0.0	0.0	0.0	0.0	—
Drills and other mining machinery (except parts sold separately)	11	920703	9.7	0.0	1.3	2.5	1.3	0.7
Mineral processing & beneficiation machinery (except parts sold separately)	11	920704	7.0	0.0	0.0	0.0	0.0	0.0
Parts and attachments for mining machinery and equipment (sold separately)	11	9253	4.1	0.2	0.0	0.0	0.0	0.0
Parts and attachments for mining machinery and equipment (sold separately)	11	925303	4.1	0.2	0.0	0.0	0.0	0.0
Internal combustion engines	11	94	6.2	0.1	1.8	0.0	0.0	-0.1
Diesel, semidiesel, and dual-fuel engines (except automotive)	11	9407	12.0	0.6	5.6	0.0	0.0	0.0
Diesel, semidiesel, and dual-fuel engines (except automotive)	11	940725	12.0	0.6	5.6	0.0	0.0	0.0
Diesel, semidiesel, and dual-fuel engines for automobiles, trucks, and buses	11	9408	4.0	0.0	0.0	0.0	0.0	0.0
Diesel, semidiesel, and dual-fuel engines for automobiles, trucks, and buses	11	940811	4.0	0.0	0.0	0.0	0.0	0.0
Parts & accessories for internal combustion engines, ex. aircraft & gasoline automotive engines	11	9413	4.3	0.0	0.0	0.0	0.0	0.0
Parts & accessories for internal combustion engines, ex. aircraft & gasoline automotive engines	11	941301	4.3	0.0	0.0	0.0	0.0	0.0
Machine shop products	11	95	1.9	0.1	0.1	0.1	0.0	0.0
Machine shop products	11	9505	1.9	0.1	0.1	0.1	0.0	0.0
Machine shop job work and job order repairs	11	950501	1.9	0.1	0.1	0.1	0.0	0.0
Turbines and turbine generator sets	11	97	6.9	-0.2	-1.5	2.3	0.5	0.5
Turbines and turbine generator sets (excluding parts)	11	9701	6.9	-0.2	-1.5	2.3	0.5	0.5
Steam, gas, and other turbines and turbine generators	11	970103	2.8	0.1	-1.2	1.4	0.4	0.4
Parts & accessories for turbines, turbine generators, and turbine generator sets	11	98	0.6	0.0	0.1	0.0	0.0	0.0
Parts & accessories for turbines, turbine generators, and turbine generator sets	11	9801	0.6	0.0	0.1	0.0	0.0	0.0
Parts & accessories for turbines, turbine generators, and turbine generator sets	11	980101	0.6	0.0	0.1	0.0	0.0	0.0
Furniture and household durables	12	—	1.7	0.0	0.1	0.1	0.3	-0.6
Household furniture	12	1	-1.3	0.3	0.2	0.0	-0.2	-2.1
Metal household furniture	12	11	-1.1	0.3	0.0	0.1	-0.2	-0.2
Metal household furniture	12	1101	-1.1	0.3	0.0	0.1	-0.2	-0.2
Metal household dining room and kitchen furniture	12	110102	4.0	1.7	0.3	0.4	-1.1	-1.3
Other metal household furniture	12	110104	-4.2	0.0	0.0	0.0	0.0	0.0

See footnotes at end of table.

Table 7. Producer price index percentage changes for commodity and service groupings and individual items, not seasonally adjusted — Continued
 [October 2023]

Title	Commodity code		Unadjusted 12-month percent change ¹	Unadjusted 1-month percent change ¹				
	Group code	Item code		Oct. 2022 to Oct. 2023 ^P	May to June	June to July ^P	July to Aug. ^P	Aug. to Sept. ^P
Metal household furniture, beds, nonupholstered.....	12	1101041	-5.2	0.0	0.0	0.0	0.0	0.0
Wood household furniture (nonupholstered).....	12	12	-4.7	3.0	2.1	0.1	0.0	-11.3
Wood household furniture (nonupholstered).....	12	1206	-	3.0	2.1	0.1	0.0	-11.3
Wood living room furniture (nonupholstered).....	12	120602	4.0	0.9	0.4	0.0	0.0	0.0
Wood dining room, outdoor, and ready-to-assemble furniture (nonupholstered).....	12	120603	-	3.5	0.6	0.2	0.0	-26.9
Wood bedroom furniture, including infants' and children's, (nonupholstered).....	12	120605	1.9	0.3	0.1	0.0	0.0	-0.2
Upholstered household furniture.....	12	13	-1.2	0.0	0.0	0.1	-0.1	-1.7
Upholstered household furniture.....	12	1301	-1.2	0.0	0.0	0.1	-0.1	-1.7
Dual purpose sleep furniture, incl. convertible sofa.....	12	130123	0.3	0.0	0.0	0.0	0.0	0.6
Upholstered household furniture.....	12	130141	-1.6	0.0	0.0	0.1	-0.1	-2.2
Upholstered household davenports, sofas, loveseats, and settees.....	12	1301411	-3.2	0.0	0.0	0.0	-0.1	-2.9
Upholstered household sectional sofa pieces.....	12	1301412	0.0	0.0	0.0	0.3	-0.1	-1.5
Upholstered household rocking chairs, including swivel rockers.....	12	1301413	-1.5	0.0	0.0	0.0	-0.1	0.0
Other upholstered household furniture, including custom.....	12	1301415	1.2	0.3	0.0	0.2	-0.1	0.0
Bedding.....	12	14	-0.3	0.1	0.0	-0.1	-0.5	0.0
Bedding.....	12	1401	-0.3	0.1	0.0	-0.1	-0.5	0.0
Innerspring mattresses, excluding crib size.....	12	140104	1.8	0.2	0.0	1.0	-1.1	0.0
Mattress foundations.....	12	140107	-7.2	-0.4	0.4	0.0	-2.0	0.5
Mattresses, other types, including crib, foam, waterbed mattresses and mattress inserts.....	12	140114	2.5	0.0	0.0	0.1	0.0	0.0
Sleep system ensembles and mattresses, excluding conventional waterbeds.....	12	140122	-	0.0	0.0	-13.8	0.0	-
Mattress and foundation sets.....	12	140134	-2.0	0.0	0.0	0.0	0.0	0.0
Metal porch, lawn, outdoor & casual furniture.....	12	15	0.4	-3.0	0.0	0.0	0.0	0.9
Porch and lawn furniture.....	12	1501	0.4	-3.0	0.0	0.0	0.0	0.9
Metal porch, lawn, outdoor & casual furniture.....	12	150112	0.4	-3.0	0.0	0.0	0.0	0.9
Nonupholstered household furniture, except wood and metal.....	12	16	0.3	0.0	0.0	0.0	0.0	0.0
Nonupholstered household furniture, except wood and metal.....	12	1601	0.3	0.0	0.0	0.0	0.0	0.0
Nonupholstered household furniture, except wood and metal.....	12	160101	0.3	0.0	0.0	0.0	0.0	0.0
Commercial furniture.....	12	2	3.0	-0.2	0.7	-0.3	0.2	-0.3
Wood office furniture and store fixtures.....	12	21	2.1	0.0	1.6	0.0	0.0	-1.1
Wood office furniture and store fixtures.....	12	2101	2.1	0.0	1.6	0.0	0.0	-1.1
Wood office seating, including upholstered.....	12	210112	-4.1	0.0	1.0	0.0	0.0	0.0
Wood office desks and extensions.....	12	210113	4.9	0.7	0.0	0.0	0.0	0.0
Wood office files, storage units, and tables.....	12	210114	1.2	0.4	0.0	0.0	0.0	0.0
Wood office furniture, other types (incl. panel/desking systems).....	12	210116	0.4	0.0	0.0	0.0	0.0	0.0
Fixtures for stores, banks and offices.....	12	210161	2.9	-0.1	1.8	-0.1	0.0	-1.3
Custom architectural woodwork, millwork, and fixtures.....	12	2101611	6.5	0.0	2.2	0.2	0.0	1.6
Wood lockers, partitions, and shelving (except custom).....	12	2101612	2.1	-2.1	1.2	-1.4	0.8	1.9
Wood furniture dimensions and nonwood furniture parts and frames.....	12	2101615	-	0.3	2.4	-2.0	-0.7	-
Nonwood furniture and store fixtures.....	12	22	3.0	-0.5	0.0	-0.7	0.3	0.3
Nonwood commercial storage units, files, and tables.....	12	2202	8.1	0.5	1.3	0.2	-0.6	-0.5
Nonwood commercial storage units, files, and tables.....	12	220202	8.1	0.5	1.3	0.2	-0.6	-0.5
Nonwood commercial furniture.....	12	2203	5.7	0.0	0.0	-0.5	-0.1	0.4
Nonwood commercial desks and extensions.....	12	220321	-	-	0.0	0.0	0.0	-0.1
Nonwood office seating.....	12	220325	0.5	0.0	0.0	0.0	0.0	0.0
Nonwood office furniture panel systems, and other nonwood office furniture.....	12	220326	8.4	-0.1	0.0	-1.1	-0.3	0.8
Nonwood partitions and fixtures.....	12	2204	-1.3	-1.4	-0.5	-1.2	1.1	0.5
Storage racks and accessories, except wood.....	12	220407	-11.7	-1.9	-2.2	-5.0	0.0	0.0
Fixtures (bank, office, and store) except wood.....	12	220409	13.6	-0.7	0.0	0.0	3.2	2.8
Public building furniture.....	12	23	3.4	0.0	0.0	0.1	0.8	0.1
Public building furniture.....	12	2301	3.4	0.0	0.0	0.1	0.8	0.1
School furniture (except stone and concrete), excluding library furniture.....	12	230101	5.8	0.0	0.0	0.4	2.2	0.4
Public building and related furniture, excluding school & restaurant furniture.....	12	230102	2.2	0.0	0.0	0.0	0.0	0.0
Commercial furniture and fixtures, n.e.c.....	12	24	5.8	0.0	0.7	-0.2	0.1	0.3
Commercial furniture and fixtures, n.e.c.....	12	2401	5.8	0.0	0.7	-0.2	0.1	0.3
Bar, bowling center, cafeteria, and restaurant furniture.....	12	240104	2.2	0.0	0.0	-0.1	0.7	0.0
Other commercial and institutional furniture and fixtures, n.e.c.....	12	240108	7.9	0.1	1.1	-0.2	-0.1	0.5
Floor coverings.....	12	3	2.1	-0.4	-0.1	1.0	1.6	0.0

See footnotes at end of table.

Table 7. Producer price index percentage changes for commodity and service groupings and individual items, not seasonally adjusted — Continued
 [October 2023]

Title	Commodity code		Unadjusted 12-month percent change ¹	Unadjusted 1-month percent change ¹				
	Group code	Item code		Oct. 2022 to Oct. 2023 ^P	May to June	June to July ^P	July to Aug. ^P	Aug. to Sept. ^P
Carpets and rugs.....	12	31	2.2	-0.5	-0.1	1.2	1.8	0.0
Carpet and rugs.....	12	3101	2.2	-0.5	-0.1	1.2	1.8	0.0
Carpet and rugs.....	12	310101	2.2	-0.5	-0.1	1.2	1.8	0.0
Resilient floor coverings.....	12	32	1.4	0.0	0.0	0.0	0.0	0.0
Resilient floor coverings.....	12	3201	1.4	0.0	0.0	0.0	0.0	0.0
Resilient floor coverings.....	12	320170	1.4	0.0	0.0	0.0	0.0	0.0
Household appliances.....	12	4	1.9	-0.1	-0.3	0.7	0.0	0.1
Major appliances.....	12	41	1.9	-0.1	-0.4	0.8	0.0	0.1
Household cooking appliances.....	12	4101	5.1	-0.4	-0.5	2.1	0.3	0.1
Electric household ranges, ovens (including microwave), surface cooking units, and equipment.....	12	410105	3.6	-2.0	-0.5	0.9	-0.4	0.5
Gas household ranges, ovens, surface cooking units and equipment. . .	12	410139	2.0	0.1	-0.7	2.0	0.3	-0.3
Other household ranges and cooking equipment, including outdoor equipment.....	12	410169	12.4	0.7	-0.3	3.7	1.1	0.1
Household refrigeration equipment.....	12	4103	0.4	-0.2	-0.3	-0.6	-0.1	-0.2
Household refrigerators, including refrigerator-freezer combinations.....	12	410329	-0.3	-0.3	-0.6	-0.5	-0.1	-0.3
Other major household appliances including room air-conditioners.....	12	4104	-0.7	0.6	-0.3	0.1	-0.5	0.2
Room air-conditioners.....	12	410445	-	0.9	0.0	0.0	0.0	0.0
Household vacuum cleaners, including parts and attachments.....	12	43	5.1	0.3	0.0	0.0	0.0	0.0
Household vacuum cleaners and other floor care machines (including parts and attachments).....	12	4301	5.1	0.3	0.0	0.0	0.0	0.0
Household vacuum cleaners and other floor care machines (including parts and attachments).....	12	430114	5.1	0.3	0.0	0.0	0.0	0.0
Electric housewares and fans.....	12	44	0.8	-0.1	0.0	0.0	0.0	-0.1
Parts and attachments for small electric household appliances, including fan parts.....	12	4403	3.1	0.0	0.0	-0.1	0.0	0.0
Parts and attachments for small electric household appliances, including fan parts.....	12	440311	3.1	0.0	0.0	-0.1	0.0	0.0
Small electric household appliances, including fans.....	12	4404	0.6	-0.1	0.0	0.0	0.0	-0.1
Small electric household appliances, including fans.....	12	440401	0.6	-0.1	0.0	0.0	0.0	-0.1
Portable residential lighting fixtures, including parts and accessories.....	12	45	3.9	0.0	0.0	0.0	0.0	0.0
Portable residential lighting fixtures, including parts and accessories.....	12	4501	3.9	0.0	0.0	0.0	0.0	0.0
Portable residential lighting fixtures, including parts and accessories.....	12	450135	3.9	0.0	0.0	0.0	0.0	0.0
Home electronic equipment.....	12	5	1.0	0.0	0.0	0.0	0.0	0.0
Speakers and commercial sound equipment.....	12	57	2.2	0.0	0.0	0.0	0.0	0.0
Speakers and commercial sound equipment.....	12	5707	2.2	0.0	0.0	0.0	0.0	0.0
Speakers and commercial sound equipment.....	12	570708	2.2	0.0	0.0	0.0	0.0	0.0
Other home electronic equipment.....	12	58	-0.1	0.0	0.0	0.0	0.0	0.0
Other home electronic equipment, including television receivers and automotive A/V equipment.....	12	5803	-0.1	0.0	0.0	0.0	0.0	0.0
All other consumer audio and video equipment, excluding TV receivers and automotive A/V equip.....	12	580301	-0.1	0.0	0.0	0.0	0.0	0.0
Other household durable goods.....	12	6	3.7	0.5	-0.5	-0.4	1.3	-0.2
Vitreous china, fine earthenware, and other pottery products.....	12	61	2.6	0.0	-0.6	0.0	0.0	0.0
Vitreous china, porcelain, and earthenware table and kitchenware and other pottery products.....	12	6101	2.6	0.0	-0.6	0.0	0.0	0.0
Vitreous china, porcelain, and earthenware (semivitreous) table and kitchenware.....	12	610104	-2.6	0.0	-4.1	0.0	0.0	0.0
All other pottery products (including china decorated for the trade). . . .	12	610105	3.6	0.0	0.0	0.0	0.0	0.0
Mirrors (decorated and undecorated).....	12	65	8.1	2.9	-2.2	-2.8	8.0	-1.2
Mirrors (decorated and undecorated), made from purchased glass.....	12	6501	8.1	2.9	-2.2	-2.8	8.0	-1.2
Mirrors (decorated and undecorated), made from purchased glass. . . .	12	650104	8.1	2.9	-2.2	-2.8	8.0	-1.2
Lawn/garden equipment.....	12	66	1.7	0.0	0.0	0.1	0.1	0.0
Parts and attachments for consumer lawn, garden, and snow equipment.....	12	6605	-1.4	0.0	0.5	0.3	0.0	-0.3
Parts and attachments for consumer lawn, garden, and snow equipment.....	12	660503	-1.4	0.0	0.5	0.3	0.0	-0.3
Consumer lawn, garden, and snow equipment.....	12	6607	2.3	0.0	-0.1	0.1	0.1	0.0
Consumer lawn, garden, and snow equipment.....	12	660701	2.3	0.0	-0.1	0.1	0.1	0.0
Consumer riding lawn, garden, and snow equipment.....	12	6607011	0.6	0.0	0.0	0.0	0.2	0.0
Consumer nonriding lawn, garden, and snow equipment.....	12	6607012	3.5	0.0	-0.1	0.2	0.0	0.0
Cutlery, flatware (except precious), razors and razor blades.....	12	67	0.4	0.0	-0.9	0.0	0.0	0.0
Cutlery, flatware (except precious), razors and razor blades.....	12	6701	0.4	0.0	-0.9	0.0	0.0	0.0
Cutlery, scissors, shears, trimmers, and snips.....	12	670141	2.7	0.0	-2.0	0.0	0.0	0.0

See footnotes at end of table.

Table 7. Producer price index percentage changes for commodity and service groupings and individual items, not seasonally adjusted — Continued
 [October 2023]

Title	Commodity code		Unadjusted 12-month percent change ¹	Unadjusted 1-month percent change ¹				
	Group code	Item code		Oct. 2022 to Oct. 2023 ^P	May to June	June to July ^P	July to Aug. ^P	Aug. to Sept. ^P
Metal kitchen utensil, pots, and pans.....	12	68	1.3	0.0	0.0	0.0	0.0	0.3
Metal kitchen utensil, pots, and pans.....	12	6801	1.3	0.0	0.0	0.0	0.0	0.3
Stamped and spun kitchen utensils, aluminum.....	12	680101	—	0.0	0.0	0.0	0.0	0.0
Window shades, blinds, and accessories.....	12	69	9.1	0.0	0.0	0.0	0.0	0.0
Window shades, blinds, and accessories.....	12	6901	9.1	0.0	0.0	0.0	0.0	0.0
Window shades and window shade accessories and rollers.....	12	690101	13.3	0.0	0.0	0.0	0.0	0.0
Other shades and blinds, including curtain and drapery fixtures, poles, & rods.....	12	690103	—	0.0	0.0	0.0	0.0	0.0
Nonmetallic mineral products.....	13	—	5.8	0.2	0.2	0.4	0.4	0.1
Glass.....	13	1	2.3	0.3	-0.6	-0.7	0.3	0.1
Flat glass.....	13	11	1.9	0.4	-0.7	-0.9	0.4	0.1
Specialty glass.....	13	1107	5.1	-0.2	0.1	-0.9	0.9	0.0
Specialty glass.....	13	110703	5.1	-0.2	0.1	-0.9	0.9	0.0
Other glass products, made by flat glass producers.....	13	1107034	-0.1	0.0	0.0	0.0	0.0	0.0
Flat glass (float, sheet, and plate process).....	13	1108	—	2.4	-3.9	-0.5	-1.5	0.5
Flat glass (float, sheet, and plate process).....	13	110811	—	2.4	-3.9	-0.5	-1.5	0.5
Other finished glassware.....	13	13	4.1	-0.1	-0.1	-0.1	0.3	0.0
Pressed and blown glassware.....	13	1301	4.1	-0.1	-0.1	-0.1	0.3	0.0
Machine-made pressed & blown table, kitchen, art, & novelty glassware.....	13	130116	—	0.0	0.0	0.0	0.0	—
All other machine-made pressed and blown glassware.....	13	130117	4.7	-0.1	-0.2	-0.2	0.7	-0.1
Handmade pressed and blown glassware.....	13	130118	7.9	0.0	0.0	0.0	0.0	0.0
Concrete ingredients and related products.....	13	2	8.7	0.4	0.3	0.8	0.2	-0.2
Construction sand, gravel, and crushed stone.....	13	21	8.8	0.5	0.1	1.0	0.1	0.0
Construction sand, gravel and crushed stone.....	13	2101	8.8	0.5	0.1	1.0	0.1	0.0
Construction sand and gravel (run of pit/bank, washed, screened, etc.)..	13	210120	5.9	-0.3	0.1	0.8	0.1	0.0
Construction sand and gravel, Northeast.....	13	2101201	5.9	0.0	0.0	0.0	0.0	0.0
Construction sand and gravel, Midwest.....	13	2101202	8.1	-1.2	-0.3	0.8	0.0	0.0
Construction sand and gravel, West.....	13	2101204	7.7	0.1	0.5	1.4	0.1	0.0
Crushed and broken stone.....	13	210121	10.2	0.9	0.1	1.1	0.1	0.0
Crushed and broken limestone.....	13	2101212	9.2	0.7	0.2	0.8	0.2	0.0
Crushed and broken granite.....	13	2101213	12.0	1.5	0.2	0.3	-0.3	0.0
Bituminous limestone, sandstone, & other crushed & broken stone. ..	13	2101219	12.0	1.2	-0.5	3.5	0.0	0.0
Cement, hydraulic.....	13	22	8.5	-0.1	0.8	0.2	0.6	-0.7
Cement, hydraulic.....	13	2201	8.5	-0.1	0.8	0.2	0.6	-0.7
Cement, hydraulic.....	13	220161	8.5	-0.1	0.8	0.2	0.6	-0.7
Concrete products.....	13	3	9.7	0.0	0.5	1.1	1.2	0.2
Concrete block and brick.....	13	31	9.0	0.1	0.1	0.5	-0.3	1.4
Structural concrete block.....	13	3111	11.2	0.2	0.3	0.7	-1.1	2.8
Structural concrete block.....	13	311135	11.2	0.2	0.3	0.7	-1.1	2.8
Structural concrete block, lightweight units (weighing less than 105 lb/cubic ft.) (dry weight).....	13	3111351	9.0	0.0	0.0	0.5	0.0	0.3
Structural concrete block, mediumweight units (weighing 105 - 124 lb/cubic ft.) (dry weight).....	13	3111352	14.2	0.2	0.0	0.0	0.3	3.0
Structural concrete block, normalweight units (weighing 125 lb or more/cubic ft.) (dry weight).....	13	3111353	12.3	0.4	0.8	1.1	-2.9	5.2
Decorative concrete block.....	13	3121	10.3	0.0	0.0	1.4	0.0	1.5
Decorative concrete block (including screen, split, slump, shadowal block, etc.).....	13	312101	10.3	0.0	0.0	1.4	0.0	1.5
Concrete brick.....	13	3131	7.8	0.0	0.0	0.0	0.0	0.0
Concrete brick.....	13	313101	7.8	0.0	0.0	0.0	0.0	0.0
Concrete pavers.....	13	3141	6.8	0.0	0.0	0.0	0.0	0.7
Concrete pavers (including grid, interlocking, etc.).....	13	314101	6.8	0.0	0.0	0.0	0.0	0.7
Concrete pipe.....	13	32	9.1	1.7	-1.0	-1.9	2.8	0.5
Concrete pipe.....	13	3201	9.1	1.7	-1.0	-1.9	2.8	0.5
Concrete pipe.....	13	320108	9.1	1.7	-1.0	-1.9	2.8	0.5
Concrete storm sewer pipe.....	13	3201082	12.5	-0.1	0.0	-0.6	7.4	1.0
Concrete pipe, except concrete culvert and storm sewer pipe.....	13	3201083	5.8	2.6	0.0	0.0	0.0	0.0
Ready-mix concrete.....	13	33	11.3	-0.4	0.7	1.7	1.6	0.1
Ready-mix concrete.....	13	3301	11.3	-0.4	0.7	1.7	1.6	0.1
Ready-mix concrete.....	13	330101	11.3	-0.4	0.7	1.7	1.6	0.1
Northeast region ready-mix concrete.....	13	330101A	12.7	-0.5	0.0	2.6	0.3	0.0
Midwest region ready-mix concrete.....	13	330101B	18.9	-1.5	2.2	3.3	1.1	-0.9

See footnotes at end of table.

Table 7. Producer price index percentage changes for commodity and service groupings and individual items, not seasonally adjusted — Continued
 [October 2023]

Title	Commodity code		Unadjusted 12-month percent change ¹	Unadjusted 1-month percent change ¹				
	Group code	Item code		Oct. 2022 to Oct. 2023 ^P	May to June	June to July ^P	July to Aug. ^P	Aug. to Sept. ^P
South region ready-mix concrete.....	13	330101C	10.6	0.1	0.6	1.1	3.0	0.7
West region ready-mix concrete.....	13	330101D	5.7	-0.2	-0.1	0.9	0.3	-0.1
Precast concrete products.....	13	34	6.5	0.6	0.3	0.3	0.7	0.0
Precast concrete products.....	13	3401	6.5	0.6	0.3	0.3	0.7	0.0
Precast concrete products.....	13	340106	6.5	0.6	0.3	0.3	0.7	0.0
Precast concrete slabs and tile, roof and floor units.....	13	3401061	3.2	0.0	0.0	0.0	0.0	0.0
Precast concrete architectural wall panels.....	13	3401062	5.2	0.0	0.0	0.2	2.3	0.0
Burial vaults and boxes, precast concrete.....	13	3401063	6.1	0.0	0.0	0.0	0.0	0.8
Precast concrete products (excl burial vaults and boxes, slabs and tile, and arch. wall panels).....	13	3401064	7.3	0.8	0.4	0.3	0.6	0.0
Prestressed concrete products.....	13	35	2.7	-0.3	0.0	0.4	0.0	0.1
Prestressed concrete products.....	13	3501	2.7	-0.3	0.0	0.4	0.0	0.1
Prestressed concrete products.....	13	350107	2.7	-0.3	0.0	0.4	0.0	0.1
Prestressed concrete bridge beams and solid and hollow cored slabs and panels.....	13	3501071	1.3	-0.6	0.0	-0.5	0.0	0.2
Prestressed concrete bridge beams.....	13	35010711	0.1	-0.4	0.0	-0.4	0.0	0.3
Prestressed concrete solid and hollow cored slabs and panels.....	13	35010712	2.1	-1.0	0.0	-0.7	0.0	0.0
Prestressed concrete products (excl bridge beams and solid and hollow cored slabs and panels).....	13	3501072	3.9	0.0	0.0	1.5	0.0	0.0
Clay construction products ex. refractories.....	13	4	6.4	0.4	0.0	0.0	0.4	0.1
Brick and structural clay tile.....	13	42	5.6	0.0	0.0	0.0	0.0	0.2
Building or common brick.....	13	4201	5.5	0.0	0.0	0.0	0.0	0.2
Building or common brick.....	13	420101	5.5	0.0	0.0	0.0	0.0	0.2
Glazed brick and other brick (paving, floor, and sewer).....	13	4202	9.0	0.0	0.0	0.0	0.6	0.0
Glazed brick and other brick (paving, floor, and sewer).....	13	420201	9.0	0.0	0.0	0.0	0.6	0.0
Clay floor and wall tile, glazed and unglazed.....	13	44	7.1	0.9	0.0	0.0	0.9	0.0
Clay floor and wall tile, glazed and unglazed (including quarry tile and ceramic mosaic tile).....	13	4401	7.1	0.9	0.0	0.0	0.9	0.0
Clay floor and wall tile, glazed and unglazed (including quarry tile and ceramic mosaic tile).....	13	440131	7.1	0.9	0.0	0.0	0.9	0.0
Structural clay products, n.e.c.....	13	45	8.9	0.0	0.0	0.0	0.0	0.0
Structural clay products, n.e.c.....	13	4501	8.9	0.0	0.0	0.0	0.0	0.0
All other structural clay products, excluding clay refractories.....	13	450199	7.8	0.0	0.0	0.0	0.0	0.0
Refractories.....	13	5	3.9	0.1	-0.1	-0.1	0.4	-0.3
Clay refractories.....	13	52	4.5	0.0	0.0	0.0	0.0	0.0
Clay refractories.....	13	5201	4.5	0.0	0.0	0.0	0.0	0.0
Clay refractories.....	13	520181	4.5	0.0	0.0	0.0	0.0	0.0
Nonclay refractories.....	13	53	4.3	0.3	-0.5	-0.2	1.4	-1.1
Nonclay refractories (excluding dead-burned magnesia).....	13	5301	4.3	0.3	-0.5	-0.2	1.4	-1.1
Nonclay refractories (excluding dead-burned magnesia).....	13	530112	4.3	0.3	-0.5	-0.2	1.4	-1.1
Asphalt felts and coatings.....	13	6	3.6	1.6	0.9	-1.0	0.6	0.6
Prepared asphalt and tar roofing and siding products.....	13	61	3.9	1.9	1.1	-1.2	0.7	0.7
Prepared asphalt and tar roofing and siding products.....	13	6101	3.9	1.9	1.1	-1.2	0.7	0.7
Prepared asphalt and tar roofing and siding products.....	13	610131	3.9	1.9	1.1	-1.2	0.7	0.7
Asphalt smooth-surfaced roll roofing and cap sheets, organic and fiberglass base.....	13	6101311	13.5	7.8	1.7	0.2	-2.6	0.1
Asphalt mineral-surfaced roll roofing and cap sheets, organic and fiberglass base.....	13	6101312	3.0	0.0	-0.3	-0.2	0.0	0.0
Other prepared asphalt and tar products for roofing and siding.....	13	6101317	1.3	0.4	0.4	0.1	0.3	-0.6
Roofing asphalts, pitches, coatings, and cement.....	13	62	1.7	0.3	0.0	0.0	-0.2	0.0
Roofing asphalts, pitches, coatings, and cement.....	13	6201	1.7	0.3	0.0	0.0	-0.2	0.0
Roofing asphalts, pitches, coatings, and cement.....	13	620121	1.7	0.3	0.0	0.0	-0.2	0.0
Gypsum products.....	13	7	-1.2	-0.2	-0.2	-0.2	-0.5	0.0
Gypsum products.....	13	71	-1.2	-0.2	-0.2	-0.2	-0.5	0.0
Gypsum products.....	13	7101	-1.2	-0.2	-0.2	-0.2	-0.5	0.0
Gypsum building materials.....	13	710102	-1.4	-0.2	-0.3	-0.2	-0.6	0.0
Other gypsum products.....	13	710116	0.0	0.0	0.0	0.0	0.0	0.0
Glass containers.....	13	8	9.6	0.0	-0.2	0.4	-2.1	0.0
Glass containers.....	13	81	9.6	0.0	-0.2	0.4	-2.1	0.0
Glass containers (including value of packaging).....	13	8101	9.6	0.0	-0.2	0.4	-2.1	0.0
Glass containers (including value of packaging).....	13	810104	9.6	0.0	-0.2	0.4	-2.1	0.0

See footnotes at end of table.

Table 7. Producer price index percentage changes for commodity and service groupings and individual items, not seasonally adjusted — Continued
 [October 2023]

Title	Commodity code		Unadjusted 12-month percent change ¹	Unadjusted 1-month percent change ¹				
	Group code	Item code		Oct. 2022 to Oct. 2023 ^P	May to June	June to July ^P	July to Aug. ^P	Aug. to Sept. ^P
Other nonmetallic minerals.....	13	9	2.4	0.0	-0.1	0.3	0.1	0.1
Insulation materials.....	13	92	1.6	-0.7	0.2	-0.5	-0.3	-0.3
Mineral wool for thermal and acoustical envelope insulation.....	13	9201	-0.6	-0.6	0.3	-0.9	-0.6	-0.3
Mineral wool for thermal and acoustical envelope insulation.....	13	920105	-0.6	-0.6	0.3	-0.9	-0.6	-0.3
Mineral wool for industrial, equipment, and appliance insulation.....	13	9202	5.0	-0.8	0.1	0.0	0.1	-0.2
Mineral wool for industrial, equipment, and appliance insulation.....	13	920201	5.0	-0.8	0.1	0.0	0.1	-0.2
Paving mixtures and blocks.....	13	94	-0.5	-0.2	-0.3	0.7	0.3	0.3
Paving mixtures and blocks.....	13	9401	-0.5	-0.2	-0.3	0.7	0.3	0.3
Paving mixtures and blocks.....	13	940113	-0.5	-0.2	-0.3	0.7	0.3	0.3
Emulsified asphalt, including liquid additives.....	13	940113A	1.1	0.0	-0.2	0.8	0.6	0.2
Other liquid asphalt and tar paving materials, including cut-backs.	13	940113B	-9.8	-1.0	0.7	0.4	0.3	0.0
Asphalt and tar paving mixtures (excluding liquid).....	13	940113C	-1.5	-0.4	-0.7	0.3	-0.1	0.4
Cut stone and stone products.....	13	95	2.7	0.0	0.0	0.0	0.0	0.4
Cut stone and stone products.....	13	9501	2.7	0.0	0.0	0.0	0.0	0.4
Dressed dimension granite (including gneiss, syenite, diorite, and cut granite).....	13	950111	2.9	0.0	0.0	0.0	0.0	0.8
Dressed dimension limestone (including dolomite, travertine, calcareous, tufa, & cut limestone).....	13	950121	0.0	0.0	0.0	0.0	0.0	0.0
Dressed dimension marble and other stone.....	13	950151	2.9	0.0	0.0	0.0	0.0	0.0
Gaskets, packing, and sealing devices.....	13	98	4.2	1.3	-1.4	0.0	0.1	0.0
Gaskets and gasketing material.....	13	9801	3.1	1.5	-2.1	0.0	0.0	0.0
Nonmetallic gaskets and gasketing.....	13	980111	4.3	2.6	-3.7	0.1	0.0	0.0
Metallic gaskets and machined seals.....	13	980112	1.9	0.0	0.0	0.0	0.0	0.0
Packing and sealing.....	13	9802	5.7	0.9	-0.3	0.0	0.1	0.0
Compression packing.....	13	980211	3.3	0.0	0.0	0.0	0.0	0.0
Molded packing and sealing devices.....	13	980212	4.0	2.0	-0.6	0.0	0.0	0.0
Rotary oil seals.....	13	980214	11.7	0.0	0.0	0.0	0.5	0.0
Nonmetallic minerals and products, n.e.c.....	13	99	5.4	0.1	0.6	0.4	0.0	0.0
Clay and stone mining and quarrying.....	13	9902	6.2	0.2	0.6	0.7	0.0	0.0
Ground or treated minerals and earths.....	13	990209	4.4	-0.1	0.2	0.9	0.0	-0.1
Treated lightweight aggregate and crushed slag, minerals and earths.....	13	9902094	5.0	0.0	0.1	0.0	0.0	0.0
Other minerals and earths, treated.....	13	9902096	6.5	-0.1	0.0	2.2	0.0	-0.3
Dimension stone mining and quarrying.....	13	990211	23.7	0.0	6.4	0.0	0.0	0.0
Clay, excluding kaolin and ball clay.....	13	990214	4.6	-0.2	0.1	-0.1	0.1	0.4
Bentonite.....	13	990214C	4.9	0.0	0.0	0.0	0.0	1.5
All other nonmetallic minerals, including talc and gypsum.....	13	990299	5.8	1.9	-0.9	1.0	0.0	0.0
All other nonmetallic mineral products.....	13	9903	4.4	0.0	0.5	0.0	0.0	0.0
Other nonmetallic mineral products.....	13	990319	5.0	0.0	0.2	0.0	0.0	0.0
Transportation equipment.....	14	—	2.0	0.0	0.2	0.0	0.1	0.4
Motor vehicles and equipment.....	14	1	1.3	-0.1	0.2	0.0	0.0	0.5
Motor vehicles.....	14	11	1.4	-0.2	0.1	-0.1	0.0	1.0
Passenger cars and chassis.....	14	1101	0.0	-1.0	0.1	0.1	0.0	1.9
Passenger cars and chassis.....	14	110131	0.0	-1.0	0.1	0.1	0.0	1.9
Motorcycles, including three-wheel motorbikes, motorscooters, mopeds, and parts.....	14	1104	3.3	0.4	0.0	0.0	0.0	0.0
Motorcycles, including three-wheel motorbikes, motorscooters, mopeds, and parts.....	14	110401	3.3	0.4	0.0	0.0	0.0	0.0
Trucks, truck tractors, & bus chassis 14,000 lb or less, incl. minivans & suvs.....	14	1105	1.9	0.0	0.1	-0.1	0.0	1.0
Trucks, truck tractors, & bus chassis 14,000 lb or less, incl. minivans & suvs.....	14	110571	1.9	0.0	0.1	-0.1	0.0	1.0
Trucks, over 14,000 lbs GVW.....	14	1106	1.9	0.3	0.4	0.0	0.0	0.0
Trucks, over 14,000 lbs GVW.....	14	110684	1.9	0.3	0.4	0.0	0.0	0.0
Truck, truck tractors, and bus chassis (chassis of own manufacture) 14,001 to 33,000 lbs.....	14	1106841	—	1.5	0.0	0.0	0.0	0.0
Buses, including military and firefighting vehicles (chassis of own manufacture).....	14	1106843	4.0	0.0	1.0	0.0	0.0	0.1
Motor vehicles parts.....	14	12	1.3	-0.1	0.3	0.0	0.1	0.1
Motor vehicles parts.....	14	1205	1.3	-0.1	0.3	0.0	0.1	0.1
Gasoline engines and engine parts, excl. carburetors, pistons, and valves.....	14	120501	0.8	-0.3	0.1	0.3	0.3	0.0
Motor vehicle steering and suspension parts.....	14	120502	1.0	0.2	0.6	0.0	0.0	1.1
Motor vehicle transmission and power train.....	14	120503	1.5	0.0	0.6	0.0	0.0	0.5

See footnotes at end of table.

Table 7. Producer price index percentage changes for commodity and service groupings and individual items, not seasonally adjusted — Continued
 [October 2023]

Title	Commodity code		Unadjusted 12-month percent change ¹	Unadjusted 1-month percent change ¹				
	Group code	Item code		Oct. 2022 to Oct. 2023 ^P	May to June	June to July ^P	July to Aug. ^P	Aug. to Sept. ^P
Motor vehicle drive train components, except wheels and brakes, new.....	14	1205031	1.5	0.0	0.6	0.0	0.0	0.5
Motor vehicle transmissions except auxiliary and parts, new.....	14	12050310	4.1	0.0	-0.4	0.2	0.0	-0.4
Parts for manual and automatic transmissions, new.....	14	12050313	0.6	0.0	1.3	0.0	0.0	-0.1
Other motor vehicle drive train components, except wheels and brakes, new.....	14	12050315	0.3	0.1	0.4	-0.2	0.0	-0.3
Motor vehicle drive train components, rebuilt.....	14	1205033	1.6	0.0	0.0	0.0	0.0	0.0
Motor vehicle brake systems.....	14	120504	2.8	-0.2	-0.6	0.3	0.0	-0.6
Motor vehicle brake parts and assemblies, new.....	14	1205041	2.0	-0.2	-0.7	0.3	0.0	-0.6
Motor vehicle drum brake assemblies and parts, new.....	14	1205041A	-0.7	-0.7	0.6	0.3	0.0	-1.3
Other motor vehicle brake parts and assemblies, new.....	14	1205041B	1.1	0.0	0.4	0.5	0.1	-0.3
Motor vehicle disc brake assemblies and parts, new.....	14	1205041C	6.6	0.0	-3.6	0.0	0.0	-0.3
Filters for internal combustion engines and motor vehicles.....	14	120505	-	0.0	0.0	0.0	0.0	-
Other motor vehicle parts.....	14	120508	4.6	0.5	0.3	0.0	0.0	0.0
Vehicle seating and interior trim.....	14	120511	-0.8	-0.7	0.0	0.0	0.3	-0.1
Automobile trimmings.....	14	1205111	-1.1	-0.3	0.0	-0.1	0.0	0.0
Seats for public conveyance and aircraft.....	14	1205113	0.2	-1.1	0.0	0.1	0.0	0.2
Motor vehicle air conditioning systems and compressors.....	14	120512	-	0.0	-0.2	-	-	-
Carburetors, pistons, piston rings, and valves.....	14	120513	2.0	0.0	0.3	0.7	0.2	-2.1
Motor vehicle electrical and electronic equipment.....	14	120514	1.9	-0.1	0.3	0.0	0.0	0.1
Vehicular lighting equipment.....	14	1205141	1.5	-0.1	0.0	0.0	0.0	0.2
Other motor vehicle electrical and electronic equipment.....	14	1205142	2.0	0.0	0.4	0.0	0.0	0.1
Battery charging alternators, generators, and regulators.....	14	12051422	2.1	0.0	-0.1	0.0	0.0	0.7
Parts for electrical and electronic engine equipment.....	14	12051424	-1.6	0.0	0.5	0.0	0.0	0.0
All other miscellaneous non-engine electrical and electronic equipment.....	14	12051425	1.6	-0.1	0.0	0.0	0.0	0.0
All other miscellaneous complete engine electrical equipment, including spark plugs.....	14	12051426	3.4	-0.1	0.0	0.0	0.0	0.0
Truck and bus bodies.....	14	13	3.2	-0.2	0.5	0.1	0.1	0.4
Truck and bus bodies sold separately.....	14	1301	3.8	-0.4	0.6	0.1	0.0	0.5
Other truck and vehicle bodies, sold separately.....	14	13015	1.1	-0.5	0.0	0.0	0.0	0.0
Dump truck bodies, sold separately.....	14	130151	-8.7	-3.5	0.0	0.0	0.0	0.0
All other truck and vehicle bodies, sold separately.....	14	130152	4.4	0.0	0.0	0.0	0.0	0.0
Service truck bodies, sold separately.....	14	130153	3.4	3.2	0.0	0.0	0.0	0.0
Complete vehicles on purchased chassis.....	14	1302	1.4	0.3	0.0	0.1	0.2	0.0
Buses and firefighting vehicles, complete, produced on purchased chassis.....	14	13027	1.5	0.1	0.0	0.1	0.1	0.0
Buses and firefighting vehicles, complete, produced on purchased chassis.....	14	130275	1.5	0.1	0.0	0.1	0.1	0.0
Other trucks and vehicles, complete, produced on purchased chassis, except upfitting trucks.....	14	130294	3.3	0.8	0.1	0.1	0.7	0.1
Truck trailers.....	14	14	-2.8	0.0	-0.8	0.0	-0.2	-0.3
Truck trailers.....	14	1406	-2.8	0.0	-0.8	0.0	-0.2	-0.3
Truck trailers and chassis, axle rating 10,000 lb or more.....	14	140602	-3.0	0.0	-0.9	0.0	-0.2	-0.3
Truck trailers and chassis, axle rating less than 10,000 lb.....	14	140603	-0.1	0.0	0.0	0.0	0.0	0.0
Motor homes, built on purchased chassis.....	14	15	1.3	0.0	0.6	0.0	0.0	0.1
Motor homes, built on purchased chassis.....	14	1501	1.3	0.0	0.6	0.0	0.0	0.1
Motor homes, built on purchased chassis.....	14	150101	1.3	0.0	0.6	0.0	0.0	0.1
Travel trailers and campers.....	14	16	0.7	0.0	0.5	0.2	0.1	-0.2
Travel trailers.....	14	1601	0.4	0.0	0.6	0.2	-0.3	-0.2
Travel trailers.....	14	160101	0.4	0.0	0.6	0.2	-0.3	-0.2
Conventional travel trailers.....	14	1601016	0.7	0.0	0.9	0.3	-0.3	-0.4
Fifth wheel travel trailers.....	14	1601017	-	-	0.0	0.0	-	-
Camping trailers, campers, pick-up covers, and parts.....	14	1602	1.9	0.0	0.0	0.0	1.8	0.0
Camping trailers, campers, pick-up covers, and parts.....	14	160201	1.9	0.0	0.0	0.0	1.8	0.0
Other parts and components, excluding appliances and furnishings.....	14	1602013	-	0.0	0.0	-	-	-
Truck campers, caps, box covers, and fold-down camping trailers.....	14	1602014	-	0.0	0.0	0.0	0.9	-
Aircraft and aircraft equipment.....	14	2	3.8	0.2	0.1	0.1	0.0	0.1
Aircraft.....	14	21	3.8	0.3	0.1	0.0	0.1	0.0
Civilian aircraft.....	14	2102	5.4	0.5	0.2	0.0	0.1	0.1
Civilian aircraft.....	14	210206	5.4	0.5	0.2	0.0	0.1	0.1
Military aircraft.....	14	2104	0.0	0.0	0.0	0.0	0.0	0.0
Military aircraft.....	14	210401	0.0	0.0	0.0	0.0	0.0	0.0
Aircraft engine and engine parts.....	14	23	3.1	0.0	0.3	0.6	0.0	0.1
Aircraft engine and engine parts.....	14	2301	3.1	0.0	0.3	0.6	0.0	0.1

See footnotes at end of table.

Table 7. Producer price index percentage changes for commodity and service groupings and individual items, not seasonally adjusted — Continued
 [October 2023]

Title	Commodity code		Unadjusted 12-month percent change ¹	Unadjusted 1-month percent change ¹				
	Group code	Item code	Oct. 2022 to Oct. 2023 ^P	May to June	June to July ^P	July to Aug. ^P	Aug. to Sept. ^P	Sept. to Oct. ^P
Aircraft engine and engine parts.....	14	230101	3.1	0.0	0.3	0.6	0.0	0.1
Aeronautical services on aircraft engines.....	14	2301015	3.7	0.0	0.0	0.0	0.0	0.0
Aircraft engine parts and accessories.....	14	2301017	4.6	0.1	0.5	1.1	0.0	0.1
Parts and accessories for military aircraft engines.....	14	23010175	1.6	0.3	0.2	0.0	0.0	0.0
Parts and accessories for civilian aircraft engines.....	14	23010177	5.8	0.0	0.7	1.6	0.0	0.2
Other aircraft parts and equipment.....	14	25	4.3	0.0	0.0	0.2	0.0	0.1
Other aircraft parts and equipment.....	14	2501	4.3	0.0	0.0	0.2	0.0	0.1
Aircraft propellers and helicopter rotors.....	14	250102	0.5	0.0	0.1	0.0	0.0	0.0
Aircraft parts and auxiliary equipment.....	14	250103	4.6	0.0	0.0	0.2	0.0	0.1
Aircraft landing gear for civilian and military aircraft.....	14	2501032	10.8	0.0	0.0	0.0	0.0	-0.1
Other aircraft subassemblies and parts for military aircraft.....	14	2501033	2.3	-0.1	0.1	0.3	-0.3	0.9
Other aircraft subassemblies and parts for civilian aircraft.....	14	2501034	4.9	0.0	0.0	0.2	0.0	0.0
Ships and boats.....	14	3	3.1	0.3	0.6	-0.1	0.4	0.3
Ships.....	14	31	2.7	0.0	0.7	0.0	0.1	0.3
Military self-propelled ships, new construction.....	14	3102	1.1	0.0	0.8	0.0	0.0	0.4
Military self-propelled ships, new construction.....	14	310201	1.1	0.0	0.8	0.0	0.0	0.4
Nonmilitary self-propelled ships, new construction.....	14	3103	1.8	0.0	0.8	0.0	0.4	0.0
Nonmilitary self-propelled ships, new construction.....	14	310301	1.8	0.0	0.8	0.0	0.4	0.0
Boats.....	14	32	3.7	0.7	0.6	-0.2	0.9	0.2
Outboard motorboats, including commercial and military (except sailboats and lifeboats).....	14	3201	3.2	0.5	0.7	-0.3	1.1	0.2
Outboard motorboats, wood or metal, incl. comm. and military (exc. sailboats and lifeboats).....	14	320107	2.0	0.4	0.8	-1.3	0.6	0.2
Outboard motorboats, plastics/fiberglass, incl. comm. and mil. (exc. sailboats and lifeboats).....	14	320108	3.8	0.6	0.6	0.2	1.4	0.1
Inboard motorboats, including commercial and military (except sailboats and lifeboats).....	14	3202	5.7	0.8	1.1	0.3	0.6	0.2
Inboard cabin cruisers, including commercial and military (except sailboats and lifeboats).....	14	320206	7.8	0.9	0.6	0.0	1.1	0.3
Other inboard motorboats, including commercial and military (except sailboats and lifeboats).....	14	320207	2.4	0.4	2.1	0.9	-0.6	0.0
Inboard-outdrive boats, including commercial and military (except sailboats and lifeboats).....	14	3203	4.0	3.0	0.0	0.0	0.0	0.7
All other inboard-outdrive boats, incl. comm. and military (except sailboats and lifeboats).....	14	320310	3.9	2.9	0.0	0.0	0.0	0.7
All other boats (excluding military and commercial).....	14	3204	7.5	0.2	0.0	0.0	0.0	0.0
All other boats (excluding military and commercial).....	14	320406	7.5	0.2	0.0	0.0	0.0	0.0
Railroad equipment.....	14	4	1.4	0.0	0.3	0.0	0.0	0.0
Railroad cars and locomotives.....	14	44	0.8	0.0	0.0	0.0	0.0	0.0
Railroad cars and locomotives.....	14	4401	0.8	0.0	0.0	0.0	0.0	0.0
Railroad cars.....	14	440102	2.1	0.0	-0.1	0.0	0.0	0.0
Railway maintenance of way equipment and parts.....	14	45	3.3	0.0	1.2	0.0	0.0	0.1
Railway maintenance of way equipment and parts.....	14	4501	3.3	0.0	1.2	0.0	0.0	0.1
Air brake and other brake equipment.....	14	450101	1.5	0.0	0.0	0.0	0.0	0.5
Railway maintenance of way & all other railroad and streetcar equipment, parts and accessories.....	14	450102	3.8	0.0	1.7	0.0	0.0	-0.1
Transportation equipment, n.e.c.....	14	9	1.7	0.0	-0.4	0.1	0.6	0.0
Transportation equipment, n.e.c.....	14	91	1.7	0.0	-0.4	0.1	0.6	0.0
Other transportation equipment, incl. golf carts, vehicle trailers, and all-terrain vehicles.....	14	9111	1.7	0.0	-0.4	0.1	0.6	0.0
Automobile and light truck trailers.....	14	911104	-0.3	0.1	-0.2	0.3	1.9	0.0
All other miscellaneous transportation equipment, including all-terrain vehicles.....	14	911105	3.3	-0.1	-0.5	0.0	0.0	0.0
All-terrain vehicles and parts.....	14	9111051	6.2	-0.3	-0.1	0.0	0.0	0.0
All other miscellaneous transportation equipment and parts.....	14	9111052	2.1	0.0	-0.7	0.0	0.0	0.0
Miscellaneous products.....	15	-	5.8	0.0	0.3	0.5	0.2	0.7
Toys, sporting goods, small arms, etc.....	15	1	5.8	0.0	0.0	1.2	0.7	0.0
Toys, games, and children's vehicles.....	15	11	1.4	0.0	0.0	0.0	0.0	0.0
Toys, games, and children's vehicles.....	15	1101	1.4	0.0	0.0	0.0	0.0	0.0
Nonelectronic games and puzzles (excl. toys), and electronic toys (incl. parts).....	15	110152	0.0	0.0	0.0	0.0	0.0	0.0
Nonelectronic games and puzzles, including parts.....	15	1101521	0.0	0.0	0.0	0.0	0.0	0.0
Other nonelectronic toys, including parts.....	15	110154	3.2	0.0	0.0	0.0	0.0	0.0
Models, science & craft kits/supply, & collectors' miniatures.....	15	110155	1.6	0.0	0.0	0.0	0.0	0.0

See footnotes at end of table.

Table 7. Producer price index percentage changes for commodity and service groupings and individual items, not seasonally adjusted — Continued
 [October 2023]

Title	Commodity code		Unadjusted 12-month percent change ¹	Unadjusted 1-month percent change ¹				
	Group code	Item code		Oct. 2022 to Oct. 2023 ^P	May to June	June to July ^P	July to Aug. ^P	Aug. to Sept. ^P
Sporting and athletic goods.....	15	12	9.6	0.0	-0.1	2.2	1.1	0.0
Sporting and athletic goods.....	15	1201	9.6	0.0	-0.1	2.2	1.1	0.0
Golf equipment, excluding apparel and shoes.....	15	120127	30.7	0.0	0.0	8.2	3.8	0.1
Bicycles, adult tricycles, unicycles and parts.....	15	120182	-10.4	-0.5	-0.8	0.0	0.0	0.0
Playground equipment.....	15	120185	9.8	0.0	0.0	0.0	0.7	0.0
Gymnasium and exercise equipment.....	15	120192	-0.2	0.0	0.0	0.0	0.0	-0.3
Other sporting and athletic goods.....	15	120193	2.4	0.0	0.0	0.0	0.0	0.0
Small arms and ammunition.....	15	13	0.3	0.0	0.0	-0.3	0.0	0.0
Small arms.....	15	1301	0.3	0.0	0.0	0.0	0.0	0.0
Single barrel shotguns, other small firearms n.e.c., and parts & attachments for small arms.....	15	130128	0.5	0.0	0.0	0.0	0.0	0.0
Small arms ammunition.....	15	1302	0.2	0.1	0.0	-0.9	0.0	0.0
Small arms cartridges and shells.....	15	130281	-0.1	0.2	0.0	-1.1	0.0	0.0
Other ammunition products.....	15	130282	-	0.0	0.0	0.0	0.0	0.0
Tobacco products, incl. stemmed & redried.....	15	2	12.7	0.0	0.9	1.1	0.2	2.4
Cigarettes, excluding electronic.....	15	21	14.0	0.0	1.1	1.3	0.4	2.8
Cigarettes, excluding electronic.....	15	2101	14.0	0.0	1.1	1.3	0.4	2.8
Cigarettes, excluding electronic.....	15	210105	14.0	0.0	1.1	1.3	0.4	2.8
Stemmed and redried tobacco.....	15	24	1.8	0.0	0.0	0.0	0.0	0.0
Stemmed and redried tobacco.....	15	2402	1.8	0.0	0.0	0.0	0.0	0.0
Stemmed and redried tobacco.....	15	240208	1.8	0.0	0.0	0.0	0.0	0.0
Tobacco, unstemmed leaf, redried before packing.....	15	2402081	3.3	-0.1	0.0	0.1	0.0	0.1
Tobacco, stemmed.....	15	2402084	-	0.0	0.0	-0.2	0.0	-
Other tobacco products.....	15	25	5.9	0.2	0.2	0.0	-0.5	0.2
Other tobacco products.....	15	2501	5.9	0.2	0.2	0.0	-0.5	0.2
Other tobacco products.....	15	250101	5.9	0.2	0.2	0.0	-0.5	0.2
Cigars.....	15	2501011	7.3	1.3	1.0	0.0	0.0	0.0
Chewing and smoking tobacco.....	15	2501014	5.8	0.0	0.0	0.0	-0.6	0.3
Notions.....	15	3	3.5	0.0	0.0	0.0	2.0	0.0
Fasteners, zippers, buttons, needles, pins, and buckles.....	15	32	3.5	0.0	0.0	0.0	2.0	0.0
Fasteners, zippers, buttons, needles, pins, and buckles.....	15	3201	3.5	0.0	0.0	0.0	2.0	0.0
Fasteners, zippers, buttons, needles, pins, and buckles (except precious metal).....	15	320100	3.5	0.0	0.0	0.0	2.0	0.0
Photographic equipment and supplies.....	15	4	9.0	-3.5	0.4	1.0	2.1	0.7
Photographic and photocopying equipment.....	15	41	-	1.6	-	-	-	-
Photographic supplies.....	15	42	11.4	-5.0	0.6	1.2	2.8	0.9
Photographic supplies.....	15	4206	11.4	-5.0	0.6	1.2	2.8	0.9
Photographic supplies.....	15	420601	11.4	-5.0	0.6	1.2	2.8	0.9
Prepared photographic chemicals.....	15	4206011	0.8	0.4	0.0	-0.1	-1.8	-0.1
Photographic sensitized film, plates, paper, & cloth.....	15	4206012	15.7	-7.0	0.8	1.8	4.7	1.3
Photographic sensitized film, plates, paper, & cloth, silver-halide-type (excl X-ray).....	15	42060121	-	-8.4	1.0	1.9	5.8	1.5
Photographic sensitized film, plates, paper & cloth, other than silver-halide-type (incl X-ray).....	15	42060122	0.6	0.6	-0.1	0.8	-1.5	0.0
Mobile homes.....	15	5	-1.8	0.2	0.0	0.0	0.1	0.0
Manufactured homes (mobile homes), all sizes (incl. multisection).....	15	53	-1.8	0.2	0.0	0.0	0.1	0.0
Manufactured mobile homes and nonresidential mobile buildings.....	15	5303	-1.8	0.2	0.0	0.0	0.1	0.0
Manufactured homes (mobile homes), all width sizes (incl. multisection).....	15	530301	-1.8	0.2	0.0	0.0	0.1	0.0
Medical, surgical & personal aid devices.....	15	6	2.4	0.5	-0.1	0.1	0.0	0.0
Surgical and medical instruments.....	15	62	2.0	0.0	0.0	0.0	-0.1	0.2
Surgical and medical instruments.....	15	6201	2.0	0.0	0.0	0.0	-0.1	0.2
Surgical and medical instruments.....	15	620103	2.0	0.0	0.0	0.0	-0.1	0.2
Surgical and medical catheters.....	15	6201031	-0.2	0.0	0.0	0.0	0.0	0.2
Orthopedic and surgical instruments.....	15	6201033	1.9	0.0	-0.1	0.1	0.0	0.0
Other surgical and medical apparatus and instruments, excluding parts.....	15	6201037	2.1	0.0	0.0	0.0	-0.4	0.0
Parts for surgical and medical apparatus and instruments.....	15	6201038	2.2	0.1	0.0	0.1	0.0	0.0
Medical and surgical appliances and supplies.....	15	63	1.8	0.6	-0.1	0.2	0.2	-0.4
Medical and surgical appliances and supplies.....	15	6301	1.8	0.6	-0.1	0.2	0.2	-0.4
Medical and surgical appliances and supplies.....	15	630104	1.8	0.6	-0.1	0.2	0.2	-0.4
Artificial joints and limbs.....	15	6301041	-	-1.4	0.2	0.3	0.1	-1.0

See footnotes at end of table.

Table 7. Producer price index percentage changes for commodity and service groupings and individual items, not seasonally adjusted — Continued
 [October 2023]

Title	Commodity code		Unadjusted 12-month percent change ¹	Unadjusted 1-month percent change ¹				
	Group code	Item code		Oct. 2022 to Oct. 2023 ^P	May to June	June to July ^P	July to Aug. ^P	Aug. to Sept. ^P
Other orthopedic and prosthetic appliances.....	15	6301042	0.4	0.0	0.1	0.0	0.3	0.0
All other surgical and medical items.....	15	6301044	2.6	1.0	-0.2	0.2	0.2	-0.4
Ophthalmic goods.....	15	64	6.4	4.4	0.0	0.0	0.0	0.0
Ophthalmic goods.....	15	6401	6.4	4.4	0.0	0.0	0.0	0.0
Dental equipment and supplies.....	15	65	3.8	0.0	0.0	0.1	0.0	1.3
Dental equipment and supplies.....	15	6501	3.8	0.0	0.0	0.1	0.0	1.3
Dental equipment and supplies.....	15	650107	3.8	0.0	0.0	0.1	0.0	1.3
Professional dental equipment and supplies.....	15	6501071	3.9	0.0	0.0	0.0	0.0	0.6
Professional dental equipment.....	15	65010713	5.7	0.0	0.0	0.0	0.0	0.9
Professional dental supplies.....	15	65010714	-	0.0	0.0	0.0	0.0	-0.2
Other industrial safety equipment.....	15	7	2.9	0.3	0.3	0.8	0.4	-0.2
Personal safety equipment and clothing.....	15	71	2.9	0.3	0.3	0.8	0.4	-0.2
Personal safety equipment and clothing.....	15	7108	2.9	0.3	0.3	0.8	0.4	-0.2
Personal safety equipment and clothing.....	15	710802	2.9	0.3	0.3	0.8	0.4	-0.2
Other miscellaneous products.....	15	9	3.3	-0.2	0.3	-0.1	0.0	-0.2
Burial caskets.....	15	91	2.6	0.0	0.0	0.0	-1.8	0.0
Burial caskets.....	15	9101	2.6	0.0	0.0	0.0	-1.8	0.0
Burial caskets.....	15	910109	2.6	0.0	0.0	0.0	-1.8	0.0
Metal burial caskets & coffins, completely lined & trimmed, adult sizes.....	15	9101091	-0.9	0.0	0.0	0.0	-1.2	0.0
Musical instruments.....	15	93	2.2	0.0	0.6	0.0	0.0	0.3
Musical instruments.....	15	9301	2.2	0.0	0.6	0.0	0.0	0.3
Nonelectronic pianos, organs, and nonelectronic piano and organ parts, excluding benches.....	15	930113	2.6	0.0	0.2	0.0	0.0	0.0
Other musical instruments and parts.....	15	930117	2.1	0.0	0.6	0.0	0.0	0.4
Other nonelectronic musical instruments.....	15	9301172	3.2	0.0	0.4	0.0	0.0	0.0
Other musical instrument parts & accessories, sold separately, excl. benches & instrument cases.....	15	9301173	5.0	-	-	0.0	0.0	0.0
Jewelry and jewelry products.....	15	94	4.1	-1.1	-0.3	-0.5	0.3	-1.3
Jewelry (gold and platinum) and silverware.....	15	9402	2.5	-1.7	-0.5	-0.9	0.5	-2.2
Jewelry, gold and platinum.....	15	940222	2.5	-1.7	-0.5	-0.9	0.5	-2.2
Costume jewelry and novelties.....	15	9404	7.1	0.0	0.0	0.0	0.0	0.0
Costume jewelry and novelties.....	15	940415	7.1	0.0	0.0	0.0	0.0	0.0
All other jewelry and personal goods (excluding costume).....	15	9407	3.9	-0.5	-0.3	0.0	0.0	0.1
All other jewelry and personal goods (excluding costume).....	15	940714	3.9	-0.5	-0.3	0.0	0.0	0.1
Jewelers' material and lapidary work.....	15	9408	6.9	0.0	-0.1	-0.1	0.2	-0.7
Pens, pencils, and marking devices.....	15	95	3.6	-0.5	0.0	-0.1	-0.1	0.5
Pens, markers, mechanical pencils, and associated parts.....	15	9502	4.1	-1.7	0.0	-0.5	0.0	0.0
Pens, markers, mechanical pencils, and associated parts.....	15	950210	4.1	-1.7	0.0	-0.5	0.0	0.0
Lead pencils, art goods, office supplies and small office equipment, excluding paper.....	15	9503	2.8	0.0	0.0	0.0	0.0	0.0
Lead pencils, art goods, office supplies and small office equipment, excluding paper.....	15	950307	2.8	0.0	0.0	0.0	0.0	0.0
Marking devices.....	15	9504	5.2	0.1	0.0	0.0	-0.5	2.7
Marking devices.....	15	950406	5.2	0.1	0.0	0.0	-0.5	2.7
Brooms and brushes.....	15	97	3.0	-0.1	0.0	0.0	0.0	0.1
Brooms, brushes and mops.....	15	9705	3.0	-0.1	0.0	0.0	0.0	0.1
Brooms, mops, and dusters.....	15	970501	3.6	0.0	0.0	0.0	0.0	0.0
Brooms.....	15	9705011	4.3	0.0	0.0	0.0	0.0	0.0
Mops and dusters, including refills.....	15	9705012	2.9	0.0	0.0	0.0	0.0	0.0
Paint and varnish brushes and rollers.....	15	970502	3.2	0.0	0.0	0.0	0.0	0.0
Paint and varnish brushes.....	15	9705021	4.9	0.0	0.0	0.0	0.0	0.0
Paint holders, pads, roller frames, and rollers.....	15	9705022	1.8	0.0	0.0	0.0	0.0	0.0
Other brushes, excl. paint and varnish brushes.....	15	970503	2.6	-0.1	0.0	0.0	0.0	0.2
Personal brushes.....	15	9705031	0.3	-0.3	0.0	0.0	0.0	0.0
Brushes, other than personal.....	15	9705032	4.2	0.0	0.0	0.0	0.0	0.3
Miscellaneous products, n.e.c.....	15	9A	3.4	0.1	0.5	0.0	0.0	0.0
Candles.....	15	9A01	0.0	0.0	0.0	0.0	0.0	0.0
Candles.....	15	9A0101	0.0	0.0	0.0	0.0	0.0	0.0
Signs and advertising displays.....	15	9A04	5.0	0.0	0.2	0.0	0.0	0.5
Non-electric signs and displays.....	15	9A0402	5.5	0.0	0.4	0.0	0.0	0.9
All other miscellaneous fabricated products and recyclable materials.....	15	9A09	1.5	0.2	1.0	0.0	-0.1	-0.9
Other miscellaneous fabricated products.....	15	9A0901	2.2	0.2	0.1	0.0	-0.1	0.1

See footnotes at end of table.

Table 7. Producer price index percentage changes for commodity and service groupings and individual items, not seasonally adjusted — Continued
 [October 2023]

Title	Commodity code		Unadjusted 12-month percent change ¹	Unadjusted 1-month percent change ¹				
	Group code	Item code		Oct. 2022 to Oct. 2023 ^P	May to June	June to July ^P	July to Aug. ^P	Aug. to Sept. ^P
Reproduction of audio and video media and software.....	15	9D	1.5	0.3	0.0	0.5	0.2	-0.5
Reproduction of audio and video media and software.....	15	9D01	1.5	0.3	0.0	0.5	0.2	-0.5
Services²								
Transportation services.....	30	—	-1.9	0.4	0.2	-0.4	-0.2	1.9
Transportation of freight and mail.....	30	1	-2.2	-0.7	0.4	0.5	0.9	0.7
Rail transportation of freight and mail.....	30	11	1.6	-0.4	-0.1	0.4	0.7	1.3
Rail transportation of freight and mail.....	30	1101	1.6	-0.4	-0.1	0.4	0.7	1.3
Rail transportation of freight and mail.....	30	110101	1.6	-0.4	-0.1	0.4	0.7	1.3
Truck transportation of freight.....	30	12	-7.0	-0.8	-0.7	0.4	1.6	1.1
Local motor carrying.....	30	1201	-9.6	-0.6	0.6	0.4	-0.1	0.1
Local motor carrying.....	30	120101	-9.6	-0.6	0.6	0.4	-0.1	0.1
Long-distance motor carrying.....	30	1202	-6.1	-0.8	-1.2	0.4	2.2	1.5
Long-distance motor carrying.....	30	120201	-6.1	-0.8	-1.2	0.4	2.2	1.5
Water transportation of freight.....	30	13	-4.9	-2.1	2.5	1.9	-2.4	-4.0
Deep sea water transportation of freight.....	30	1301	-5.2	-5.2	6.1	2.1	-6.8	-11.4
Deep sea water transportation of freight.....	30	130101	-21.3	-5.2	6.1	2.1	-6.8	-11.4
Coastal and intercoastal water transportation of freight.....	30	1302	5.5	0.8	0.0	3.0	0.1	0.6
Coastal and intercoastal water transportation of freight.....	30	130201	5.5	0.8	0.0	3.0	0.1	0.6
Great Lakes-St Lawrence Seaway water transportation of freight.....	30	1303	-3.0	-0.6	-0.2	1.8	2.0	0.1
Great lakes-St Lawrence Seaway water transportation of freight.....	30	130301	-3.0	-0.6	-0.2	1.8	2.0	0.1
Inland waterways transportation of freight.....	30	1304	18.0	-0.2	0.0	0.1	1.6	2.0
Inland waterways transportation of freight.....	30	130401	18.0	-0.2	0.0	0.1	1.6	2.0
Air transportation of freight.....	30	14	-1.4	-1.5	1.2	0.2	1.9	2.2
Air transportation of freight.....	30	1401	-1.4	-1.5	1.2	0.2	1.9	2.2
Air transportation of freight, domestic.....	30	140102	0.9	-0.5	1.5	0.6	-0.7	0.6
Air transportation of freight, international.....	30	140103	-2.0	-3.4	0.7	-0.5	6.8	5.1
Courier, messenger, and U.S. postal services.....	30	16	5.9	-0.2	1.5	0.5	0.2	0.1
U.S. Postal Service.....	30	1601	8.0	0.0	3.8	0.0	0.0	0.0
Mailing services (market dominant services).....	30	160107	10.5	0.0	5.8	0.0	0.0	0.0
First class mail.....	30	1601071	9.4	0.0	5.1	0.0	0.0	0.0
Periodicals mail.....	30	1601072	12.0	0.0	8.1	0.0	0.0	0.0
Standard class mail.....	30	1601073	12.2	0.0	6.6	0.0	0.0	0.0
Package services mail.....	30	1601074	9.2	0.0	5.3	0.0	0.0	0.0
Special services and fees.....	30	1601075	10.7	0.0	6.1	0.0	0.0	0.0
Shipping services (competitive services).....	30	160108	2.2	0.0	-0.7	0.0	0.0	0.0
Courier and messenger services, except air.....	30	1602	5.0	-0.2	0.1	0.4	0.2	0.1
Courier and messenger services, except air.....	30	160201	5.0	-0.2	0.1	0.4	0.2	0.1
Air mail and package delivery services, excluding by USPS.....	30	1603	4.1	-0.7	0.5	1.5	0.7	0.4
Air mail and package delivery services, excluding by USPS.....	30	160301	4.1	-0.7	0.5	1.5	0.7	0.4
Pipeline transportation.....	30	17	1.7	-1.2	3.8	0.1	-0.2	-0.2
Pipeline transportation of petroleum products.....	30	1701	7.9	0.1	9.2	0.2	0.1	0.0
Pipeline transportation of crude petroleum.....	30	170101	4.9	0.0	8.1	0.4	0.0	0.0
Pipeline transportation of refined petroleum products.....	30	170102	11.4	0.3	10.3	0.0	0.1	0.0
Pipeline transportation of natural gas.....	30	1702	-2.6	-2.1	0.0	0.0	-0.3	-0.4
Pipeline transportation of natural gas.....	30	170201	-2.6	-2.1	0.0	0.0	-0.3	-0.4
Transportation of passengers (partial).....	30	2	-0.7	4.7	-0.3	-4.1	-5.1	7.3
Rail transportation of passengers.....	30	21	0.0	0.0	0.0	0.0	0.0	0.0
Rail transportation of passengers.....	30	2101	0.0	0.0	0.0	0.0	0.0	0.0
Rail transportation of passengers.....	30	210101	0.0	0.0	0.0	0.0	0.0	0.0
Airline passenger services.....	30	22	-0.7	4.8	-0.3	-4.1	-5.2	7.4
Airline passenger services.....	30	2201	-0.7	4.8	-0.3	-4.1	-5.2	7.4
Airline passenger services, domestic.....	30	220101	2.0	2.0	-1.6	-4.1	-0.8	8.6
Airline passenger services, international.....	30	220102	-7.1	12.8	3.1	-4.2	-15.8	4.2
Services related to transportation activities.....	31	—	-11.2	1.2	0.4	-4.0	0.3	0.9
Services related to water transportation.....	31	1	2.8	-0.3	0.1	0.3	0.1	0.8
Towing, tugging, docking, and related services.....	31	11	6.3	-0.3	0.1	0.0	0.6	1.0
Towing, tugging, docking and related services.....	31	1101	6.3	-0.3	0.1	0.0	0.6	1.0
Towing, tugging, docking and related services.....	31	110101	6.3	-0.3	0.1	0.0	0.6	1.0
Operation of port waterfront terminals.....	31	12	3.8	-1.0	0.6	1.2	-0.8	0.3
Operation of port waterfront terminals.....	31	1201	3.8	-1.0	0.6	1.2	-0.8	0.3

See footnotes at end of table.

Table 7. Producer price index percentage changes for commodity and service groupings and individual items, not seasonally adjusted — Continued
 [October 2023]

Title	Commodity code		Unadjusted 12-month percent change ¹	Unadjusted 1-month percent change ¹				
	Group code	Item code		Oct. 2022 to Oct. 2023 ^P	May to June	June to July ^P	July to Aug. ^P	Aug. to Sept. ^P
Operation of port waterfront terminals.....	31	120101	3.8	-1.0	0.6	1.2	-0.8	0.3
Marine cargo handling.....	31	13	-0.3	0.0	0.0	0.2	0.0	0.9
Marine cargo handling.....	31	1301	-0.3	0.0	0.0	0.2	0.0	0.9
Marine cargo handling.....	31	130101	-0.3	0.0	0.0	0.2	0.0	0.9
Services related to air transportation.....	31	2	7.7	2.1	4.1	0.0	-2.5	0.7
Other airport operations, excluding aircraft maintenance and repair.....	31	21	7.7	2.1	4.1	0.0	-2.5	0.7
Other airport operations, excluding aircraft maintenance and repair.....	31	2101	7.7	2.1	4.1	0.0	-2.5	0.7
Other airport operations, excluding aircraft maintenance and repair.....	31	210101	7.7	2.1	4.1	0.0	-2.5	0.7
Other services related to transportation activities (partial).....	31	3	-21.6	1.3	-1.2	-7.2	1.7	1.1
Arrangement of freight and cargo.....	31	31	-33.6	2.3	-2.1	-12.8	3.3	2.0
Arrangement of freight and cargo.....	31	3101	-33.6	2.3	-2.1	-12.8	3.3	2.0
Arrangement of freight and cargo.....	31	310101	-33.6	2.3	-2.1	-12.8	3.3	2.0
Freight forwarding.....	31	32	-1.3	0.0	0.0	0.0	0.0	0.0
Freight forwarding.....	31	3201	-1.3	0.0	0.0	0.0	0.0	0.0
Freight forwarding.....	31	320101	-1.3	0.0	0.0	0.0	0.0	0.0
Warehousing, storage, and related services.....	32	-	4.2	-1.3	1.5	-1.1	1.9	-0.4
Warehousing, storage, and related services.....	32	1	4.2	-1.3	1.5	-1.1	1.9	-0.4
Warehousing, storage, and related services.....	32	11	4.2	-1.3	1.5	-1.1	1.9	-0.4
Warehousing, storage, and related services.....	32	1101	4.2	-1.3	1.5	-1.1	1.9	-0.4
Warehousing, storage, and related services.....	32	110101	4.2	-1.3	1.5	-1.1	1.9	-0.4
Publishing sales, excluding software.....	33	-	2.8	0.4	0.2	-0.4	0.2	0.2
Book, periodical, and newspaper publishing sales and subscriptions.....	33	1	1.7	0.2	-0.1	-0.3	0.0	0.4
Sales of books.....	33	11	6.6	0.3	-0.1	-0.6	0.1	0.8
Sales of textbooks.....	33	1101	5.6	0.0	-1.3	-1.1	0.7	5.4
Sales of textbooks.....	33	110101	5.6	0.0	-1.3	-1.1	0.7	5.4
Sales of technical, scientific, and professional books.....	33	1102	9.5	0.0	0.0	0.0	0.0	0.0
Sales of technical, scientific, and professional books.....	33	110201	9.5	0.0	0.0	0.0	0.0	0.0
Sales of religious books.....	33	1103	2.1	-0.9	-0.9	0.4	0.0	0.3
Sales of religious books.....	33	110301	2.1	-0.9	-0.9	0.4	0.0	0.3
Sales of general adult and juvenile books.....	33	1104	3.5	1.5	0.5	-1.8	0.3	-1.1
Sales of general adult and juvenile books.....	33	110402	3.5	1.5	0.5	-1.8	0.3	-1.1
Sales of general adult books.....	33	1104021	-	2.2	0.4	-0.2	0.1	-0.7
Sales of juvenile books.....	33	1104022	-	0.5	0.7	-3.9	0.6	-1.6
Sales of general reference books.....	33	1105	-2.4	-0.9	0.0	0.7	-1.5	2.0
Sales of general reference books.....	33	110501	-2.4	-0.9	0.0	0.7	-1.5	2.0
Sales and subscriptions of periodicals and newspapers.....	33	12	-3.0	0.0	0.0	0.0	0.0	0.0
Sales and subscriptions of periodicals.....	33	1201	-7.6	0.0	0.0	0.0	0.0	0.0
Sales and subscriptions of periodicals.....	33	120101	-7.6	0.0	0.0	0.0	0.0	0.0
Newspaper subscription and single copy sales.....	33	1202	0.8	0.0	0.0	0.0	0.0	0.0
Newspaper subscription and single copy sales.....	33	120205	0.8	0.0	0.0	0.0	0.0	0.0
Newspaper subscriptions, print and online bundled.....	33	1202051	2.7	0.2	0.3	0.2	0.3	0.5
Newspaper subscriptions, print only.....	33	1202052	0.6	0.0	0.0	0.0	0.0	0.0
Greeting card publishing sales.....	33	3	0.1	0.0	0.1	-0.1	0.0	0.0
Greeting card publishing sales.....	33	31	0.1	0.0	0.1	-0.1	0.0	0.0
Greeting card publishing sales.....	33	3101	0.1	0.0	0.1	-0.1	0.0	0.0
Greeting card publishing sales.....	33	310101	0.1	0.0	0.1	-0.1	0.0	0.0
Calendars, yearbooks, and other miscellaneous publishing sales.....	33	4	6.3	2.6	-0.1	-1.2	0.8	0.0
Calendars, yearbooks, and other miscellaneous publishing sales.....	33	41	6.3	2.6	-0.1	-1.2	0.8	0.0
Calendars, yearbooks, and other miscellaneous publishing sales.....	33	4101	6.3	2.6	-0.1	-1.2	0.8	0.0
Calendars, yearbooks, and other miscellaneous publishing sales.....	33	410101	6.3	2.6	-0.1	-1.2	0.8	0.0
Directory, mailing list, and related compilations publishing sales.....	33	6	-	0.8	1.2	-0.6	0.6	-0.5
Directory, mailing list, and related compilations publishing sales.....	33	61	-	0.8	1.2	-0.6	0.6	-0.5
Directory, mailing list, and related compilations publishing sales.....	33	6101	-	0.8	1.2	-0.6	0.6	-0.5
Directory, mailing list, and related compilations publishing sales.....	33	610101	-	0.8	1.2	-0.6	0.6	-0.5
Software publishing.....	34	-	3.8	0.5	-0.1	0.8	0.5	0.6
System software publishing.....	34	1	7.7	0.9	1.1	1.5	-1.8	1.6
System software publishing.....	34	11	7.7	0.9	1.1	1.5	-1.8	1.6
System software publishing.....	34	1101	7.7	0.9	1.1	1.5	-1.8	1.6

See footnotes at end of table.

Table 7. Producer price index percentage changes for commodity and service groupings and individual items, not seasonally adjusted — Continued
 [October 2023]

Title	Commodity code		Unadjusted 12-month percent change ¹	Unadjusted 1-month percent change ¹				
	Group code	Item code		Oct. 2022 to Oct. 2023 ^P	May to June	June to July ^P	July to Aug. ^P	Aug. to Sept. ^P
System software publishing.....	34	110101	7.7	0.9	1.1	1.5	-1.8	1.6
Application software publishing.....	34	2	0.4	0.0	-1.5	0.0	3.1	-0.4
Application software publishing.....	34	21	0.4	0.0	-1.5	0.0	3.1	-0.4
Desktop and portable device application software publishing.....	34	2101	0.2	0.7	-1.6	-0.7	3.6	-1.9
Desktop and portable device application software publishing.....	34	210101	0.2	0.7	-1.6	-0.7	3.6	-1.9
Application software publishing, cross-industry, vertical market, utilities, and other.....	34	2103	-1.4	-0.7	-2.4	0.7	0.1	0.6
Application software publishing, cross-industry, vertical market, utilities, and other.....	34	210301	-1.4	-0.7	-2.4	0.7	0.1	0.6
Application software publishing, game software.....	34	2104	8.9	1.1	2.1	-0.8	12.4	-0.3
Application software publishing, game software.....	34	210401	8.9	1.1	2.1	-0.8	12.4	-0.3
Network compensation from broadcast and cable television and radio.....	35	—	0.7	-0.3	0.0	0.2	0.0	0.0
Affiliate agreements, programming sales, and retransmission fees for cable and broadcast tv.....	35	1	1.1	0.0	0.0	0.3	0.0	0.0
Affiliate agreements, programming sales, and retransmission fees for cable and broadcast tv.....	35	11	1.1	0.0	0.0	0.3	0.0	0.0
Affiliate agreements, programming sales, and retransmission fees for cable and broadcast tv.....	35	1101	1.1	0.0	0.0	0.3	0.0	0.0
Affiliate agreements, programming sales, and retransmission fees for cable and broadcast tv.....	35	110101	1.1	0.0	0.0	0.3	0.0	0.0
Affiliate agreements, programming sales, and retransmission fees for radio.....	35	2	-1.0	-1.2	0.0	0.0	0.0	0.0
Affiliate agreements, programming sales, and retransmission fees for radio.....	35	21	-1.0	-1.2	0.0	0.0	0.0	0.0
Affiliate agreements, programming sales, and network compensation for radio.....	35	2101	-1.0	-1.2	0.0	0.0	0.0	0.0
Affiliate agreements, programming sales, and network compensation for radio.....	35	210101	-1.0	-1.2	0.0	0.0	0.0	0.0
Advertising space and time sales.....	36	—	-7.1	-0.9	-4.0	-1.7	-0.4	1.2
Advertising space sales in periodicals, newspapers, directories, and mailing lists.....	36	1	1.6	-0.3	0.0	-0.4	-0.4	-0.3
Advertising space sales in periodicals and newspapers.....	36	11	1.0	-0.3	0.0	-0.5	-0.4	-0.4
Advertising space sales in periodicals.....	36	1101	5.6	0.0	0.0	0.0	0.0	0.0
Advertising space sales in newspapers.....	36	1102	-4.5	-0.7	0.0	-1.1	-1.0	-0.9
Advertising space sales in newspapers, print only.....	36	110203	-4.2	-0.7	0.0	-1.1	-1.0	-0.9
Advertising space sales in directories and mailing lists.....	36	12	5.4	0.0	0.0	0.0	0.0	0.0
Print advertising space sales in directories and mailing lists.....	36	1201	5.4	0.0	0.0	0.0	0.0	0.0
Print advertising space sales in directories and mailing lists.....	36	120101	5.4	0.0	0.0	0.0	0.0	0.0
Television advertising time sales.....	36	2	-25.4	-3.0	-2.9	-7.4	-2.1	5.7
Television advertising time sales.....	36	21	-25.4	-3.0	-2.9	-7.4	-2.1	5.7
Broadcast and network television advertising time sales.....	36	2101	-26.3	-0.3	-4.7	1.1	-1.6	5.6
Broadcast and network television advertising time sales.....	36	210101	-26.3	-0.3	-4.7	1.1	-1.6	5.6
Cable network advertising time sales.....	36	2102	-19.8	-5.7	-1.6	-16.2	-3.0	6.9
Cable network advertising time sales.....	36	210201	-19.8	-5.7	-1.6	-16.2	-3.0	6.9
Local cable system advertising time sales.....	36	2103	-10.2	0.0	0.0	0.0	0.0	0.0
Local cable system advertising time sales.....	36	210301	-10.2	0.0	0.0	0.0	0.0	0.0
Radio advertising time sales.....	36	3	-7.5	-3.1	-6.2	4.2	1.8	-1.9
Radio advertising time sales.....	36	31	-7.5	-3.1	-6.2	4.2	1.8	-1.9
Radio advertising time sales.....	36	3101	-7.5	-3.1	-6.2	4.2	1.8	-1.9
Radio advertising time sales.....	36	310101	-7.5	-3.1	-6.2	4.2	1.8	-1.9
Internet advertising sales.....	36	6	—	0.0	-4.9	0.0	0.0	0.0
Internet advertising sales.....	36	61	—	0.0	-4.9	0.0	0.0	0.0
Internet advertising sales.....	36	6101	—	0.0	-4.9	0.0	0.0	0.0
Internet advertising sales.....	36	610101	—	0.0	-4.9	0.0	0.0	0.0
Telecommunication, cable, and internet user services.....	37	—	2.2	0.1	-0.1	0.5	-0.7	-0.2
Wired telephone services.....	37	1	3.2	-0.3	0.5	0.7	0.1	-0.2
Residential wired telephone services.....	37	11	4.6	0.2	-0.1	0.5	0.5	0.1
Local residential wired telephone service.....	37	1101	3.0	0.0	0.0	0.5	0.1	0.0
Local residential wired telephone service.....	37	110101	3.0	0.0	0.0	0.5	0.1	0.0
Long distance residential wired telephone service.....	37	1102	7.2	0.3	-0.3	0.4	1.1	0.4
Long distance residential wired telephone service.....	37	110201	7.2	0.3	-0.3	0.4	1.1	0.4
All-distance residential wired telephone service.....	37	1103	7.7	3.5	1.4	0.2	0.3	0.4

See footnotes at end of table.

Table 7. Producer price index percentage changes for commodity and service groupings and individual items, not seasonally adjusted — Continued
 [October 2023]

Title	Commodity code		Unadjusted 12-month percent change ¹	Unadjusted 1-month percent change ¹				
	Group code	Item code		Oct. 2022 to Oct. 2023 ^P	May to June	June to July ^P	July to Aug. ^P	Aug. to Sept. ^P
All-distance residential wired telephone service.....	37	110301	7.7	3.5	1.4	0.2	0.3	0.4
Business wired telephone services.....	37	12	3.0	-0.6	1.1	1.0	-0.2	-0.4
Local business wired telephone service.....	37	1201	0.4	-0.4	0.0	-0.4	-0.3	-0.6
Local business wired telephone service.....	37	120101	0.4	-0.4	0.0	-0.4	-0.3	-0.6
Long distance business wired telephone and other toll service.....	37	1202	-0.8	-1.9	2.9	-1.2	-0.3	-1.3
Long distance business wired telephone and other toll service.....	37	120201	-0.8	-1.9	2.9	-1.2	-0.3	-1.3
Private line wired telephone service.....	37	1204	7.3	0.0	0.6	3.1	0.0	0.2
Private line wired telephone service.....	37	120401	7.3	0.0	0.6	3.1	0.0	0.2
All-distance business wired telephone service (partial).....	37	1205	0.4	-1.3	1.9	0.1	-0.2	0.2
All-distance business wired telephone service.....	37	120501	0.4	-1.3	1.9	0.1	-0.2	0.2
Other telephone services.....	37	13	0.0	0.0	0.0	0.0	0.0	0.0
Other wired telephone services.....	37	1301	0.0	0.0	0.0	0.0	0.0	0.0
Other wired telephone services.....	37	130104	0.0	0.0	0.0	0.0	0.0	0.0
Wireless telecommunication services.....	37	2	0.9	0.0	0.0	0.4	0.0	0.0
Cellular phone and other wireless telecommunication services.....	37	21	0.9	0.0	0.0	0.4	0.0	0.0
Cellular phone and other wireless telecommunication services.....	37	2101	0.9	0.0	0.0	0.4	0.0	0.0
Cellular phone and other wireless telecommunication services.....	37	210101	0.9	0.0	0.0	0.4	0.0	0.0
Cable and satellite subscriber services.....	37	3	9.7	1.0	-0.2	0.3	-0.1	0.1
Cable and satellite subscriber services.....	37	31	9.7	1.0	-0.2	0.3	-0.1	0.1
Cable and satellite subscriber services.....	37	3101	9.7	1.0	-0.2	0.3	-0.1	0.1
Cable and satellite subscriber services.....	37	310101	9.7	1.0	-0.2	0.3	-0.1	0.1
Internet access services.....	37	4	0.2	0.6	-0.2	-0.5	-0.2	-0.3
Internet access services.....	37	41	0.2	0.6	-0.2	-0.5	-0.2	-0.3
Residential Internet access services.....	37	4102	1.9	0.6	-0.2	0.1	0.0	0.1
Residential Internet access services.....	37	410201	1.9	0.6	-0.2	0.1	0.0	0.1
Business Internet access services.....	37	4103	-2.4	0.8	-0.2	-1.9	-0.7	-1.4
Business Internet access services.....	37	410301	-2.4	0.8	-0.2	-1.9	-0.7	-1.4
Bundled wired telecommunications access services.....	37	5	0.3	0.0	-0.3	1.0	-2.4	-0.7
Bundled wired telecommunications access services.....	37	51	0.3	0.0	-0.3	1.0	-2.4	-0.7
Bundled wired telecommunications access services.....	37	5101	0.3	0.0	-0.3	1.0	-2.4	-0.7
Bundled wired telecommunications access services.....	37	510101	0.3	0.0	-0.3	1.0	-2.4	-0.7
Data processing and related services.....	38	—	2.0	0.3	0.3	0.1	-0.2	0.2
Data processing and related services.....	38	1	2.0	0.3	0.3	0.1	-0.2	0.2
Data processing and related services.....	38	11	2.0	0.3	0.3	0.1	-0.2	0.2
Hosting, ASP and other IT infrastructure provisioning services.....	38	1101	3.2	0.4	0.5	0.2	-0.3	0.4
Hosting, ASP and other IT infrastructure provisioning services.....	38	110101	3.2	0.4	0.5	0.2	-0.3	0.4
Business process management services (partial).....	38	1102	0.3	0.0	0.0	0.0	0.1	0.0
Business process management services (partial).....	38	110201	0.3	0.0	0.0	0.0	0.1	0.0
Data management, information transformation and other services.....	38	1103	0.1	0.0	0.1	0.0	0.0	0.0
Data management, information transformation and other services.....	38	110301	0.1	0.0	0.1	0.0	0.0	0.0
Credit intermediation services (partial).....	39	—	15.9	1.2	-1.5	2.0	0.4	-1.3
Loan services (partial).....	39	1	13.0	-0.5	-1.9	3.8	-2.0	-2.7
Business loans (partial).....	39	11	23.4	-0.1	-2.0	3.9	-3.0	-3.1
Business loans (partial).....	39	1101	23.4	-0.1	-2.0	3.9	-3.0	-3.1
Business loans (partial).....	39	110101	23.4	-0.1	-2.0	3.9	-3.0	-3.1
Consumer loans (partial).....	39	12	-1.2	-2.0	-1.4	4.1	1.1	-1.8
Residential real estate loans (partial).....	39	1201	-2.4	-2.2	-0.9	3.7	2.5	-1.7
Residential real estate loans, except home equity (partial).....	39	120101	-12.8	-3.5	-0.5	1.0	4.4	-1.2
Home equity loans (partial).....	39	120102	23.8	-0.3	-1.5	7.7	-0.1	-2.4
Vehicle loans (partial).....	39	1202	-17.1	-4.7	-4.9	9.4	-7.5	-3.6
Vehicle loans (partial).....	39	120201	-17.1	-4.7	-4.9	9.4	-7.5	-3.6
Credit cards, overdraft credit, and related plans (partial).....	39	1203	14.6	2.3	-1.5	2.8	-1.9	-1.2
Credit cards, overdraft credit, and related plans (partial).....	39	120301	14.6	2.3	-1.5	2.8	-1.9	-1.2
Other loans and loan services (partial).....	39	13	0.2	0.9	-3.2	1.7	-1.3	-0.5
Other loans and loan services (partial).....	39	1301	0.2	0.9	-3.2	1.7	-1.3	-0.5
Other loans and loan services (partial).....	39	130101	0.2	0.9	-3.2	1.7	-1.3	-0.5
Deposit services (partial).....	39	2	26.1	5.6	-0.6	-2.4	6.6	1.7
Deposit services (partial).....	39	21	26.1	5.6	-0.6	-2.4	6.6	1.7

See footnotes at end of table.

Table 7. Producer price index percentage changes for commodity and service groupings and individual items, not seasonally adjusted — Continued
 [October 2023]

Title	Commodity code		Unadjusted 12-month percent change ¹	Unadjusted 1-month percent change ¹				
	Group code	Item code		Oct. 2022 to Oct. 2023 ^P	May to June	June to July ^P	July to Aug. ^P	Aug. to Sept. ^P
Deposit services (partial).....	39	2101	26.1	5.6	-0.6	-2.4	6.6	1.7
Deposit services (partial).....	39	210101	26.1	5.6	-0.6	-2.4	6.6	1.7
Other credit intermediation services, including trust services (partial).....	39	3	3.2	0.0	0.0	2.5	0.0	0.0
Other credit intermediation services, including trust services (partial).....	39	31	3.2	0.0	0.0	2.5	0.0	0.0
Other credit intermediation services, including trust services (partial).....	39	3101	3.2	0.0	0.0	2.5	0.0	0.0
Other credit intermediation services, including trust services (partial).....	39	310101	3.2	0.0	0.0	2.5	0.0	0.0
Investment services.....	40	—	13.7	1.7	3.7	1.4	0.1	-2.2
Securities brokerage, dealing, investment advice, and related services.....	40	1	20.9	0.0	1.7	0.9	-0.1	-2.0
Securities brokerage, dealing, investment advice, and related services.....	40	11	20.9	0.0	1.7	0.9	-0.1	-2.0
Securities brokerage, dealing, and investment advice.....	40	1101	2.9	0.0	2.0	-0.9	-0.2	-2.9
Securities brokerage, dealing, and investment advice.....	40	110101	2.9	0.0	2.0	-0.9	-0.2	-2.9
Securities brokerage and dealing related services (partial).....	40	1102	59.6	0.1	1.0	4.0	-0.1	-0.5
Securities brokerage and dealing related services.....	40	110201	59.6	0.1	1.0	4.0	-0.1	-0.5
Portfolio management.....	40	2	11.2	4.6	7.1	2.0	-0.6	-2.9
Portfolio management.....	40	21	11.2	4.6	7.1	2.0	-0.6	-2.9
Portfolio management.....	40	2101	11.2	4.6	7.1	2.0	-0.6	-2.9
Portfolio management.....	40	210101	11.2	4.6	7.1	2.0	-0.6	-2.9
Investment banking.....	40	3	7.3	-0.4	0.5	1.9	3.8	-0.4
Investment banking.....	40	31	7.3	-0.4	0.5	1.9	3.8	-0.4
Investment banking.....	40	3101	7.3	-0.4	0.5	1.9	3.8	-0.4
Investment banking.....	40	310101	7.3	-0.4	0.5	1.9	3.8	-0.4
Insurance and annuities.....	41	—	3.7	1.0	0.0	0.2	0.1	0.0
Insurance.....	41	1	4.0	1.1	0.0	0.2	0.1	0.0
Insurance.....	41	11	4.0	1.1	0.0	0.2	0.1	0.0
Life insurance.....	41	1101	-1.6	0.0	-0.3	0.0	-0.4	0.0
Life insurance.....	41	110101	-1.6	0.0	-0.3	0.0	-0.4	0.0
Disability insurance, including accidental death.....	41	1102	0.0	0.0	0.0	0.0	0.0	0.0
Disability insurance, including accidental death.....	41	110201	0.0	0.0	0.0	0.0	0.0	0.0
Health and medical insurance.....	41	1103	3.1	0.0	0.0	0.4	0.1	0.1
Health and medical insurance.....	41	110301	3.1	0.0	0.0	0.4	0.1	0.1
Property and casualty insurance.....	41	1104	7.2	2.2	0.1	0.2	0.4	0.0
Property and casualty insurance.....	41	110401	7.2	2.2	0.1	0.2	0.4	0.0
Annuities.....	41	2	-0.3	-0.1	0.5	0.0	0.0	-0.3
Annuities.....	41	21	-0.3	-0.1	0.5	0.0	0.0	-0.3
Annuities.....	41	2101	-0.3	-0.1	0.5	0.0	0.0	-0.3
Annuities.....	41	210101	-0.3	-0.1	0.5	0.0	0.0	-0.3
Commissions and fees from sales and administration of insurance policies (partial).....	42	—	0.6	0.1	-0.4	0.0	0.0	0.0
Commissions from sales of insurance.....	42	1	0.6	0.1	-0.4	0.0	0.0	0.0
Commissions from sales of insurance.....	42	11	0.6	0.1	-0.4	0.0	0.0	0.0
Commissions from sales of life insurance and annuities.....	42	1101	0.2	0.0	0.0	0.0	0.0	0.0
Commissions from sales of life insurance and annuities.....	42	110101	0.2	0.0	0.0	0.0	0.0	0.0
Commissions from sales of health and medical insurance.....	42	1102	0.7	0.6	0.0	0.0	0.0	-0.1
Commissions from sales of health and medical insurance.....	42	110201	0.7	0.6	0.0	0.0	0.0	-0.1
Commissions from sales of property and casualty insurance.....	42	1103	0.7	0.0	-0.6	0.0	0.0	0.0
Commissions from sales of property and casualty insurance.....	42	110301	0.7	0.0	-0.6	0.0	0.0	0.0
Commissions from sales of other insurance.....	42	1104	0.2	0.0	0.1	0.0	0.0	0.0
Commissions from sales of other insurance.....	42	110401	0.2	0.0	0.1	0.0	0.0	0.0
Real estate services (partial).....	43	—	2.3	1.2	0.1	2.0	1.1	-1.5
Nonresidential real estate services.....	43	1	1.4	1.3	-0.5	2.5	1.8	-2.5
Nonresidential real estate rents.....	43	11	0.7	1.5	-0.8	3.0	2.2	-3.6
Office buildings, gross rents.....	43	1101	3.2	-1.5	0.7	2.9	0.4	-1.6
Office buildings, gross rents.....	43	110101	3.2	-1.5	0.7	2.9	0.4	-1.6
Retail properties, gross rents.....	43	1102	-5.3	2.0	-2.8	3.3	4.3	-7.0
Retail properties, gross rents.....	43	110201	-5.3	2.0	-2.8	3.3	4.3	-7.0
Industrial buildings, gross rents.....	43	1103	3.0	-0.7	0.3	0.2	-0.3	0.6
Industrial buildings, gross rents.....	43	110301	3.0	-0.7	0.3	0.2	-0.3	0.6
Self-service storage and miniwarehouses, gross rents.....	43	1104	1.8	1.0	0.3	0.6	0.2	-0.9
Self-service storage and miniwarehouses, gross rents.....	43	110401	1.8	1.0	0.3	0.6	0.2	-0.9

See footnotes at end of table.

Table 7. Producer price index percentage changes for commodity and service groupings and individual items, not seasonally adjusted — Continued
 [October 2023]

Title	Commodity code		Unadjusted 12-month percent change ¹	Unadjusted 1-month percent change ¹				
	Group code	Item code		Oct. 2022 to Oct. 2023 ^P	May to June	June to July ^P	July to Aug. ^P	Aug. to Sept. ^P
Other nonresidential buildings, gross rents.....	43	1105	10.6	9.9	-1.1	5.8	4.2	-4.8
Other nonresidential buildings, gross rents.....	43	110501	10.6	9.9	-1.1	5.8	4.2	-4.8
Nonresidential property sales and leases including land, brokerage fees and commissions.....	43	12	-2.4	0.3	-0.7	0.4	0.0	-0.3
Nonresidential property sales and leases including land, brokerage fees and commissions.....	43	1201	-2.4	0.3	-0.7	0.4	0.0	-0.3
Nonresidential property sales and leases including land, brokerage fees and commissions.....	43	120101	-2.4	0.3	-0.7	0.4	0.0	-0.3
Nonresidential property management fees.....	43	13	11.9	0.3	2.7	0.8	1.4	4.0
Nonresidential property management fees.....	43	1301	11.9	0.3	2.7	0.8	1.4	4.0
Nonresidential property management fees.....	43	130101	11.9	0.3	2.7	0.8	1.4	4.0
Residential real estate services (partial).....	43	2	4.1	1.1	1.0	1.4	0.1	-0.1
Residential property sales and rental, brokerage fees and commissions.....	43	21	5.3	1.5	1.0	1.7	0.3	0.2
Residential property sales and rental, brokerage fees and commissions.....	43	2101	5.3	1.5	1.0	1.7	0.3	0.2
Residential property sales and rental, brokerage fees and commissions.....	43	210101	5.3	1.5	1.0	1.7	0.3	0.2
Residential property management fees.....	43	22	0.1	-0.2	0.8	0.1	-0.5	-1.0
Residential property management fees.....	43	2201	0.1	-0.2	0.8	0.1	-0.5	-1.0
Residential property management fees.....	43	220101	0.1	-0.2	0.8	0.1	-0.5	-1.0
Real estate appraisal fees.....	43	3	-4.4	-0.3	0.0	0.0	-0.2	0.0
Real estate appraisal fees.....	43	31	-4.4	-0.3	0.0	0.0	-0.2	0.0
Real estate appraisal fees.....	43	3101	-4.4	-0.3	0.0	0.0	-0.2	0.0
Real estate appraisal fees.....	43	310101	-4.4	-0.3	0.0	0.0	-0.2	0.0
Rental and leasing of goods (partial).....	44	—	-1.5	1.9	1.4	-0.5	-2.1	1.9
Passenger car rental.....	44	1	-5.0	3.3	4.0	-0.7	-5.8	5.1
Passenger car rental.....	44	11	-5.0	3.3	4.0	-0.7	-5.8	5.1
Passenger car rental.....	44	1101	-5.0	3.3	4.0	-0.7	-5.8	5.1
Passenger car rental.....	44	110101	-5.0	3.3	4.0	-0.7	-5.8	5.1
Truck, trailer, and RV rental and leasing.....	44	2	-0.3	2.3	-0.9	-0.6	0.9	-0.4
Truck, trailer, and RV rental and leasing.....	44	21	-0.3	2.3	-0.9	-0.6	0.9	-0.4
Truck, truck trailer and RV rental.....	44	2101	-5.4	3.6	-1.6	-0.8	-0.2	-0.9
Truck, truck trailer and RV rental.....	44	210101	-5.4	3.6	-1.6	-0.8	-0.2	-0.9
Truck, truck trailer and RV leasing.....	44	2102	3.7	1.3	-0.3	-0.4	1.7	0.0
Truck, truck trailer and RV leasing.....	44	210201	3.7	1.3	-0.3	-0.4	1.7	0.0
Construction, mining, and forestry machinery and equipment rental and leasing.....	44	3	3.4	-0.2	0.1	-0.2	0.2	0.2
Construction, mining, and forestry machinery and equipment rental and leasing.....	44	31	3.4	-0.2	0.1	-0.2	0.2	0.2
Construction, mining, and forestry machinery and equipment rental and leasing.....	44	3101	3.4	-0.2	0.1	-0.2	0.2	0.2
Construction, mining, and forestry machinery and equipment rental and leasing.....	44	310101	3.4	-0.2	0.1	-0.2	0.2	0.2
Professional services (partial).....	45	—	5.3	0.5	0.4	0.2	0.0	0.5
Legal services.....	45	1	6.1	0.0	0.6	-0.1	0.0	0.8
Legal services.....	45	11	6.1	0.0	0.6	-0.1	0.0	0.8
Legal services.....	45	1101	6.1	0.0	0.6	-0.1	0.0	0.8
Legal services.....	45	110101	6.1	0.0	0.6	-0.1	0.0	0.8
Accounting services (partial).....	45	2	8.3	-0.2	1.7	1.5	-0.1	-0.1
Accounting services, excluding payroll.....	45	21	8.3	-0.2	1.7	1.5	-0.1	-0.1
Financial auditing.....	45	2101	10.4	-0.5	4.2	0.9	0.1	-0.5
Financial auditing.....	45	210101	10.4	-0.5	4.2	0.9	0.1	-0.5
Tax preparation and planning.....	45	2102	6.1	0.1	0.2	0.3	0.2	0.1
Tax preparation and planning.....	45	210201	6.1	0.1	0.2	0.3	0.2	0.1
Bookkeeping and compilation.....	45	2103	13.3	-1.2	1.5	5.6	-1.5	0.0
Bookkeeping and compilation.....	45	210301	13.3	-1.2	1.5	5.6	-1.5	0.0
Other accounting services, including billing and review (partial).....	45	2104	0.4	1.2	0.7	0.8	0.5	0.0
Other accounting services, including billing and review (partial).....	45	210401	0.4	1.2	0.7	0.8	0.5	0.0
Architectural and engineering services.....	45	3	3.8	0.1	0.2	0.0	0.0	1.0
Architectural services.....	45	31	2.0	0.0	0.2	-0.1	0.0	0.7
Architectural services.....	45	3101	2.0	0.0	0.2	-0.1	0.0	0.7

See footnotes at end of table.

Table 7. Producer price index percentage changes for commodity and service groupings and individual items, not seasonally adjusted — Continued
 [October 2023]

Title	Commodity code		Unadjusted 12-month percent change ¹	Unadjusted 1-month percent change ¹				
	Group code	Item code		Oct. 2022 to Oct. 2023 ^P	May to June	June to July ^P	July to Aug. ^P	Aug. to Sept. ^P
Architectural services.....	45	310101	2.0	0.0	0.2	-0.1	0.0	0.7
Engineering services.....	45	32	4.1	0.1	0.2	0.0	0.0	1.0
Engineering services.....	45	3201	4.1	0.1	0.2	0.0	0.0	1.0
Engineering services.....	45	320101	4.1	0.1	0.2	0.0	0.0	1.0
Management, scientific, and technical consulting services.....	45	4	4.2	3.0	-1.3	0.1	0.0	0.2
Management consulting services.....	45	41	4.2	3.0	-1.3	0.1	0.0	0.2
Administrative and general management consulting services.....	45	4101	4.1	4.8	-2.1	0.0	0.0	0.1
Administrative and general management consulting services.....	45	410101	4.1	4.8	-2.1	0.0	0.0	0.1
Human resources consulting services.....	45	4102	8.4	0.7	0.1	0.1	0.1	1.5
Human resources consulting services.....	45	410201	8.4	0.7	0.1	0.1	0.1	1.5
Marketing consulting services.....	45	4103	0.1	0.0	-0.1	0.0	0.0	0.0
Marketing consulting services.....	45	410301	0.1	0.0	-0.1	0.0	0.0	0.0
Process, physical distribution, and logistics consulting services.....	45	4104	12.2	-0.4	1.1	1.5	0.2	0.5
Process, physical distribution, and logistics consulting services.....	45	410401	12.2	-0.4	1.1	1.5	0.2	0.5
Advertising and related services (partial).....	45	5	0.9	-0.1	0.0	0.0	0.0	0.0
Advertising agency services.....	45	51	0.9	-0.1	0.0	0.0	0.0	0.0
Advertising agency services.....	45	5101	0.9	-0.1	0.0	0.0	0.0	0.0
Advertising agency services.....	45	510101	0.9	-0.1	0.0	0.0	0.0	0.0
Information technology (IT) technical support and consulting services (partial).....	45	6	12.0	0.1	4.8	1.3	0.2	-0.3
Information technology (IT) technical support and consulting services (partial).....	45	61	12.0	0.1	4.8	1.3	0.2	-0.3
Information technology (IT) technical support and consulting services (partial).....	45	6101	12.0	0.1	4.8	1.3	0.2	-0.3
Information technology (IT) technical support and consulting services (partial).....	45	610101	12.0	0.1	4.8	1.3	0.2	-0.3
Employment services.....	46	—	-0.1	-0.2	0.1	-0.3	-0.7	0.1
Permanent placement services.....	46	1	0.2	-0.5	2.2	-1.1	0.4	-0.4
Permanent placement services.....	46	11	0.2	-0.5	2.2	-1.1	0.4	-0.4
Employment placement services.....	46	1101	0.2	-0.5	2.2	-1.1	0.4	-0.4
Employment placement services.....	46	110101	0.2	-0.5	2.2	-1.1	0.4	-0.4
Executive search services.....	46	2	1.1	1.1	0.3	2.8	1.6	-3.2
Executive search services.....	46	21	1.1	1.1	0.3	2.8	1.6	-3.2
Executive search services.....	46	2101	1.1	1.1	0.3	2.8	1.6	-3.2
Executive search services.....	46	210101	1.1	1.1	0.3	2.8	1.6	-3.2
Staffing services.....	46	3	-0.1	-0.2	0.0	-0.3	-0.8	0.2
Temporary help services.....	46	31	-0.5	-0.3	0.0	-0.6	-1.4	0.3
Temporary help services.....	46	3101	-0.5	-0.3	0.0	-0.6	-1.4	0.3
Temporary help services.....	46	310101	-0.5	-0.3	0.0	-0.6	-1.4	0.3
Co-employment staffing services.....	46	32	0.4	0.0	0.0	0.0	0.0	0.1
Co-employment staffing services.....	46	3201	0.4	0.0	0.0	0.0	0.0	0.1
Co-employment staffing services.....	46	320101	0.4	0.0	0.0	0.0	0.0	0.1
Travel arrangement services (partial).....	47	—	2.1	0.5	0.9	2.4	-0.5	-0.6
Arrangement of flights (partial).....	47	1	-4.4	-0.8	1.9	0.6	-0.7	-1.7
Arrangement of international flights.....	47	11	-0.7	-1.1	2.3	1.0	-1.3	-2.4
Arrangement of international flights.....	47	1101	-0.7	-1.1	2.3	1.0	-1.3	-2.4
Arrangement of international flights.....	47	110101	-0.7	-1.1	2.3	1.0	-1.3	-2.4
Arrangement of domestic flights.....	47	12	-10.1	-0.1	1.1	-0.1	0.4	-0.3
Arrangement of domestic flights (partial).....	47	1201	-10.1	-0.1	1.1	-0.1	0.4	-0.3
Arrangement of domestic flights.....	47	120101	-10.1	-0.1	1.1	-0.1	0.4	-0.3
Arrangement of vehicle rentals and lodging.....	47	2	2.3	-1.0	-1.1	0.4	-0.2	-0.8
Arrangement of vehicle rentals and lodging.....	47	21	2.3	-1.0	-1.1	0.4	-0.2	-0.8
Arrangement of vehicle rentals and lodging (partial).....	47	2101	2.3	-1.0	-1.1	0.4	-0.2	-0.8
Arrangement of vehicle rentals and lodging.....	47	210101	2.3	-1.0	-1.1	0.4	-0.2	-0.8
Arrangement of cruises and tours.....	47	3	10.1	5.0	1.6	0.9	-0.4	0.8
Arrangement of cruises and tours.....	47	31	10.1	5.0	1.6	0.9	-0.4	0.8
Arrangement of cruises and tours.....	47	3101	10.1	5.0	1.6	0.9	-0.4	0.8
Arrangement of cruises and tours.....	47	310101	10.1	5.0	1.6	0.9	-0.4	0.8

See footnotes at end of table.

Table 7. Producer price index percentage changes for commodity and service groupings and individual items, not seasonally adjusted — Continued
 [October 2023]

Title	Commodity code		Unadjusted 12-month percent change ¹	Unadjusted 1-month percent change ¹				
	Group code	Item code		Oct. 2022 to Oct. 2023 ^P	May to June	June to July ^P	July to Aug. ^P	Aug. to Sept. ^P
Other travel arrangements (partial).....	47	4	6.8	0.0	0.0	7.6	-0.4	0.0
Other travel arrangements (partial).....	47	41	6.8	0.0	0.0	7.6	-0.4	0.0
Other travel arrangements (partial).....	47	4101	6.8	0.0	0.0	7.6	-0.4	0.0
Other travel arrangements (partial).....	47	410101	6.8	0.0	0.0	7.6	-0.4	0.0
Selected security services (partial).....	48	—	7.3	0.1	0.2	2.6	-0.1	0.8
Security guard services.....	48	1	7.3	0.1	0.2	2.6	-0.1	0.8
Security guard services.....	48	11	7.3	0.1	0.2	2.6	-0.1	0.8
Security guard services.....	48	1101	7.3	0.1	0.2	2.6	-0.1	0.8
Security guard services.....	48	110101	7.3	0.1	0.2	2.6	-0.1	0.8
Cleaning and building maintenance services (partial).....	49	—	-0.5	0.0	-0.1	0.0	-2.6	-0.1
Janitorial services.....	49	1	-0.5	0.0	-0.1	0.0	-2.6	-0.1
Janitorial services.....	49	11	-0.5	0.0	-0.1	0.0	-2.6	-0.1
Janitorial services.....	49	1101	-0.5	0.0	-0.1	0.0	-2.6	-0.1
Janitorial services.....	49	110101	-0.5	0.0	-0.1	0.0	-2.6	-0.1
Waste collection and remediation services (partial).....	50	—	9.3	-0.4	-0.1	1.3	0.8	0.0
Waste collection.....	50	1	9.3	-0.4	-0.1	1.3	0.8	0.0
Solid waste collection.....	50	11	9.3	-0.4	-0.1	1.3	0.8	0.0
Solid waste collection.....	50	1101	9.3	-0.4	-0.1	1.3	0.8	0.0
Solid waste collection.....	50	110101	9.3	-0.4	-0.1	1.3	0.8	0.0
Health care services.....	51	—	3.4	0.0	0.7	0.1	0.1	0.7
Outpatient care (partial).....	51	1	2.8	-0.1	0.7	0.1	0.2	0.3
Outpatient care (partial).....	51	11	2.8	-0.1	0.7	0.1	0.2	0.3
Physician care.....	51	1101	0.5	-0.1	0.2	0.0	0.0	0.1
Medicare patients: physician care.....	51	110102	-2.5	0.0	0.0	0.0	0.0	0.1
Medicaid patients: physician care.....	51	110103	2.7	0.3	0.8	0.0	0.0	0.1
Private insurance patients: physician care.....	51	110104	1.7	-0.2	0.3	0.0	0.0	0.1
All other patients: physician care.....	51	110105	0.3	0.1	0.0	0.0	0.0	0.1
Medical laboratory and diagnostic imaging center care.....	51	1102	0.6	0.0	0.1	0.1	0.0	0.0
Medical laboratory care.....	51	110201	0.0	0.0	0.0	0.1	0.1	0.0
Medicare patients: medical laboratory care.....	51	1102011	2.6	0.0	0.0	0.0	0.0	0.0
Medicaid patients: medical laboratory care.....	51	1102012	-0.3	0.0	0.0	0.0	0.0	0.0
Private insurance patients: medical laboratory care.....	51	1102013	-0.4	-0.1	-0.1	0.2	0.1	0.0
All other patients: medical laboratory care.....	51	1102014	1.0	0.0	0.0	0.0	0.0	0.0
Diagnostic imaging center care.....	51	110202	1.7	0.0	0.2	0.0	0.0	0.0
Medicare and Medicaid patients: diagnostic imaging center care.....	51	1102021	0.4	0.0	0.0	0.0	0.0	0.0
Private insurance and all other patients: diagnostic imaging center care.....	51	1102024	2.2	0.0	0.3	0.0	0.0	0.0
Home health and hospice care.....	51	1103	5.6	0.1	0.3	0.6	0.5	0.5
Home health and hospice care.....	51	110301	5.6	0.1	0.3	0.6	0.5	0.5
Medicare and Medicaid patients: home health and hospice care.....	51	11030101	4.5	0.0	0.5	0.6	0.5	0.5
Medicare patients: home health and hospice care.....	51	110301011	-0.3	0.0	0.0	0.0	0.0	1.1
Medicaid patients: home health and hospice care.....	51	110301012	8.4	0.0	0.8	1.0	0.9	0.1
Private insurance and all other patients: home health and hospice care.....	51	11030102	5.8	0.5	0.0	0.7	0.3	0.0
Private insurance patients: home health and hospice care.....	51	110301021	6.5	0.0	0.0	0.0	3.1	0.0
All other patients: home health and hospice care.....	51	110301022	6.2	0.5	0.0	0.8	0.0	0.0
Hospital outpatient care.....	51	1104	4.6	-0.2	1.4	0.0	0.4	0.6
Hospital outpatient care.....	51	110401	4.6	-0.2	1.4	0.0	0.4	0.6
Hospital outpatient care, general medical & surgical hospitals.....	51	1104011	5.3	-0.3	1.5	0.0	0.4	0.6
Medicare patients: hospital outpatient care, general medical and surgical hospitals.....	51	11040111	2.3	0.0	0.0	0.0	0.0	0.2
Medicaid patients: hospital outpatient care, general medical and surgical hospitals.....	51	11040112	9.4	0.0	9.6	0.0	0.0	0.0
Private insurance and all other patients: outpatient care, gen. medical and surgical hospitals.....	51	11040113	6.2	-0.4	1.3	-0.1	0.6	0.8
Dental care.....	51	1105	2.9	0.0	0.0	0.5	0.0	0.0
Private insurance patients: dental care.....	51	110502	2.1	0.0	0.0	0.4	0.0	0.0
Private insurance patients: dental visits and consultations.....	51	1105021	2.0	0.0	0.0	1.0	0.0	-0.1
Private insurance patients: dental surgical intervention services.....	51	1105022	0.6	0.0	0.0	0.0	0.0	0.0
Private insurance patients: dental non-surgical intervention services.....	51	1105023	2.7	0.0	0.0	0.2	0.0	0.0
Medicare, Medicaid and all other patients: dental care.....	51	110503	3.8	0.0	0.0	0.6	0.0	0.0
Medicare, Medicaid and all other patients: dental visits and consultations.....	51	1105031	-0.6	0.0	0.0	1.1	0.0	-0.1

See footnotes at end of table.

Table 7. Producer price index percentage changes for commodity and service groupings and individual items, not seasonally adjusted — Continued
 [October 2023]

Title	Commodity code		Unadjusted 12-month percent change ¹	Unadjusted 1-month percent change ¹				
	Group code	Item code		Oct. 2022 to Oct. 2023 ^P	May to June	June to July ^P	July to Aug. ^P	Aug. to Sept. ^P
Medicare, Medicaid and all other patients: dental surgical intervention services.....	51	1105032	1.9	0.0	0.0	0.0	0.0	0.0
Medicare and Medicaid and all other patients: dental non-surgical intervention services.....	51	1105033	7.4	0.0	0.0	0.3	0.0	0.0
Inpatient care.....	51	2	4.4	0.1	0.6	0.0	0.0	1.5
Inpatient care.....	51	21	4.4	0.1	0.6	0.0	0.0	1.5
Hospital inpatient care.....	51	2101	3.9	0.2	0.1	-0.1	0.1	1.7
Hospital inpatient care.....	51	210101	3.9	0.2	0.1	-0.1	0.1	1.7
Hospital inpatient care, general medical and surgical hospitals.....	51	2101011	3.9	0.2	0.1	0.0	0.1	1.6
Medicare patients: hospital inpatient care, general medical and surgical hospitals.....	51	21010111	2.8	-0.3	0.2	0.0	0.0	3.0
Medicaid patients: hospital inpatient care, general medical and surgical hospitals.....	51	21010112	-0.3	0.0	-2.5	-0.1	0.0	0.0
Private insur. & all other patients: hospital inpatient, general medical and surgical hospitals.....	51	21010113	6.0	0.6	0.9	-0.1	0.2	0.9
Private insurance patients: hospital inpatient care, general medical and surgical hospitals.....	51	210101131	5.8	0.7	0.9	-0.1	0.2	1.0
All other patients: hospital inpatient care, general medical and surgical hospitals.....	51	210101132	8.9	0.0	0.0	0.0	0.0	0.0
Hospital inpatient care, psychiatric & substance abuse hospitals.....	51	2101012	3.1	0.0	0.4	-0.1	0.0	0.0
Hospital inpatient care, specialty hospitals.....	51	2101013	6.8	0.2	0.3	-0.6	-0.1	5.9
Medicare patients: hospital inpatient care, specialty hospitals.....	51	21010131	4.1	-0.3	-0.5	0.0	0.1	1.9
Medicaid patients: hospital inpatient care, specialty hospitals.....	51	21010132	29.7	0.5	0.6	-1.1	-2.2	32.3
Private insurance and all other patients: hospital inpatient care, specialty hospitals.....	51	21010133	2.1	0.5	0.8	-1.1	0.4	1.3
Nursing home care.....	51	2102	5.2	-0.1	1.7	0.3	-0.2	1.1
Nursing home care.....	51	210201	5.2	-0.1	1.7	0.3	-0.2	1.1
Medicare and Medicaid patients: Nursing home care.....	51	21020101	5.7	-0.1	2.3	0.3	-0.5	1.8
Medicaid patients: Nursing home care.....	51	210201011	6.8	-0.2	3.8	0.5	-0.8	0.5
Medicare patients: Nursing home care.....	51	210201012	4.1	0.0	0.0	0.0	0.0	4.0
Private insurance and all other patients: Nursing home care.....	51	21020102	4.9	-0.1	1.2	0.4	0.0	0.2
Private insurance patients: Nursing home care.....	51	210201021	0.6	0.0	0.9	0.0	0.0	0.0
All other patients: Nursing home care.....	51	210201022	5.8	-0.1	1.3	0.5	0.0	0.3
Intellectual and developmental disability center care.....	51	2103	8.3	0.0	2.7	0.0	0.1	0.0
Intellectual and developmental disability center care.....	51	210301	8.3	0.0	2.7	0.0	0.1	0.0
Medicaid patients: Intellectual and developmental disability center care.....	51	21030101	4.8	0.0	2.4	0.0	0.1	0.0
Medicare, private ins. & all other patients: Intellectual & develop. disability center care.....	51	21030102	24.3	0.0	4.0	0.0	0.0	0.0
Sales of blood and blood products, organs, and tissues.....	51	3	4.7	0.0	0.6	0.0	-0.7	0.2
Sales of blood and blood products, organs, and tissues.....	51	31	4.7	0.0	0.6	0.0	-0.7	0.2
Sales of blood and blood products, organs, and tissues.....	51	3101	4.7	0.0	0.6	0.0	-0.7	0.2
Sales of blood and blood products, organs, and tissues.....	51	310101	4.7	0.0	0.6	0.0	-0.7	0.2
Accommodation services.....	53	-	1.9	7.2	0.1	-3.4	0.5	-1.9
Traveler accommodation services.....	53	1	1.9	7.2	0.1	-3.4	0.5	-1.9
Traveler accommodation services.....	53	11	1.9	7.2	0.1	-3.4	0.5	-1.9
Guestroom or unit rental.....	53	1101	1.8	7.7	0.1	-3.7	0.6	-2.0
Guestroom or unit rental.....	53	110101	1.8	7.7	0.1	-3.7	0.6	-2.0
Other traveler accommodation services.....	53	1102	3.7	0.9	-0.2	1.2	0.0	-0.2
Other traveler accommodation services.....	53	110201	3.7	0.9	-0.2	1.2	0.0	-0.2
Food and beverage for immediate consumption services (partial).....	54	-	3.5	0.1	0.2	0.7	0.3	-0.1
Food and beverage for immediate consumption services (partial).....	54	1	3.5	0.1	0.2	0.7	0.3	-0.1
Food and nonalcoholic beverages for immediate consumption (partial).....	54	11	3.5	0.0	0.2	0.9	0.1	-0.1
Food and nonalcoholic beverages for immediate consumption (partial).....	54	1101	3.5	0.0	0.2	0.9	0.1	-0.1
Food and nonalcoholic beverages for immediate consumption (partial).....	54	110101	3.5	0.0	0.2	0.9	0.1	-0.1
Alcoholic beverages for immediate consumption (partial).....	54	12	3.8	0.7	0.0	0.1	0.8	0.1
Alcoholic beverages for immediate consumption (partial).....	54	1201	3.8	0.7	0.0	0.1	0.8	0.1
Alcoholic beverages for immediate consumption (partial).....	54	120101	3.8	0.7	0.0	0.1	0.8	0.1
Repair and maintenance services (partial).....	55	-	5.4	0.0	0.4	1.3	0.0	0.0
Commercial and industrial machinery and equipment repair and maintenance.....	55	1	5.7	0.0	0.9	0.0	1.7	0.0
Commercial and industrial machinery and equipment repair and maintenance.....	55	11	5.7	0.0	0.9	0.0	1.7	0.0
Commercial machinery repair and maintenance.....	55	1101	5.7	0.0	0.9	0.0	1.7	0.0

See footnotes at end of table.

Table 7. Producer price index percentage changes for commodity and service groupings and individual items, not seasonally adjusted — Continued
 [October 2023]

Title	Commodity code		Unadjusted 12-month percent change ¹	Unadjusted 1-month percent change ¹				
	Group code	Item code		Oct. 2022 to Oct. 2023 ^P	May to June	June to July ^P	July to Aug. ^P	Aug. to Sept. ^P
Commercial machinery repair and maintenance.....	55	110101	5.7	0.0	0.9	0.0	1.7	0.0
Motor vehicle repair and maintenance (partial).....	55	2	4.6	-0.1	-0.2	3.7	-2.2	0.1
Motor vehicle repair and maintenance (partial).....	55	21	4.6	-0.1	-0.2	3.7	-2.2	0.1
Motor vehicle repair and maintenance (partial).....	55	2101	4.6	-0.1	-0.2	3.7	-2.2	0.1
Motor vehicle repair and maintenance (partial).....	55	210101	4.6	-0.1	-0.2	3.7	-2.2	0.1
Ship repair and maintenance.....	55	3	7.3	0.0	0.0	1.2	0.0	0.0
Ship repair and maintenance.....	55	31	7.3	0.0	0.0	1.2	0.0	0.0
Ship repair, military.....	55	3101	2.3	0.0	0.0	0.3	0.0	0.0
Ship repair, military.....	55	310101	2.3	0.0	0.0	0.3	0.0	0.0
Ship repair, nonmilitary.....	55	3102	15.9	0.0	0.0	2.5	0.0	0.0
Ship repair, nonmilitary.....	55	310201	15.9	0.0	0.0	2.5	0.0	0.0
Aircraft repair and maintenance.....	55	4	5.0	0.0	0.3	0.2	0.1	0.2
Aircraft repair and maintenance.....	55	41	5.0	0.0	0.3	0.2	0.1	0.2
Aircraft repair and maintenance.....	55	4101	5.0	0.0	0.3	0.2	0.1	0.2
Aircraft repair and maintenance.....	55	410101	5.0	0.0	0.3	0.2	0.1	0.2
Entertainment services (partial).....	56	-	1.8	0.0	-0.1	-1.1	0.2	1.7
Membership dues and admissions and recreation facility use fees (partial).....	56	1	5.4	-0.1	0.5	-1.4	0.0	1.8
Membership dues and admissions and recreation facility use fees (partial).....	56	11	5.4	-0.1	0.5	-1.4	0.0	1.8
Membership dues.....	56	1101	5.2	0.2	0.2	0.0	0.0	0.2
Membership dues, golf courses and country clubs.....	56	110101	8.7	0.4	0.3	0.0	0.0	0.0
Membership dues, fitness and recreational sports centers.....	56	110102	2.9	0.0	0.0	0.0	0.0	0.3
Admissions and recreational facilities use fees (partial).....	56	1102	6.0	-0.5	1.0	-3.6	0.1	4.6
Admissions and recreational facilities use fees, golf courses and country clubs.....	56	110201	0.3	-0.6	0.1	-0.2	0.0	0.3
Admissions and recreational facilities use fees, fitness and recreational sports centers.....	56	110202	7.0	0.0	1.1	0.0	0.0	0.0
Admissions and recreational facilities use fees, amusement and theme parks.....	56	110203	6.5	-0.6	1.5	-6.8	0.2	9.0
Recreational activity instruction fees (partial).....	56	2	0.3	0.0	0.2	0.0	0.0	0.0
Recreational activity instruction fees (partial).....	56	21	0.3	0.0	0.2	0.0	0.0	0.0
Recreational activity instruction fees (partial).....	56	2101	0.3	0.0	0.2	0.0	0.0	0.0
Recreational activity instruction fees (partial).....	56	210101	0.3	0.0	0.2	0.0	0.0	0.0
Gaming receipts (partial).....	56	3	-2.4	0.0	-1.0	-0.7	0.6	1.7
Gaming receipts (partial).....	56	31	-2.4	0.0	-1.0	-0.7	0.6	1.7
Gaming receipts (partial).....	56	3101	-2.4	0.0	-1.0	-0.7	0.6	1.7
Gaming receipts (partial).....	56	310101	-2.4	0.0	-1.0	-0.7	0.6	1.7
Wholesale trade services.....	57	-	3.8	-1.3	3.7	-0.3	-0.1	0.3
Machinery and equipment and parts and supplies wholesaling.....	57	1	5.0	-2.7	3.6	1.1	0.4	-1.4
Machinery and equipment and parts and supplies wholesaling.....	57	11	5.0	-2.7	3.6	1.1	0.4	-1.4
Parts and supplies for machinery and equipment wholesaling.....	57	1102	7.7	-1.6	0.5	2.2	0.0	0.1
Parts and supplies for machinery and equipment wholesaling.....	57	110201	7.7	-1.6	0.5	2.2	0.0	0.1
Machinery and vehicle wholesaling.....	57	1103	3.3	-4.0	7.3	0.5	0.8	-2.9
Machinery and vehicle wholesaling.....	57	110301	3.3	-4.0	7.3	0.5	0.8	-2.9
Professional and commercial equipment wholesaling.....	57	1104	9.7	-0.6	-1.6	0.8	0.1	0.7
Professional and commercial equipment wholesaling.....	57	110401	9.7	-0.6	-1.6	0.8	0.1	0.7
Furnishings wholesaling.....	57	2	-6.1	0.9	0.4	0.1	-0.7	0.0
Furnishings wholesaling.....	57	21	-6.1	0.9	0.4	0.1	-0.7	0.0
Furnishings wholesaling.....	57	2101	-6.1	0.9	0.4	0.1	-0.7	0.0
Furnishings wholesaling.....	57	210101	-6.1	0.9	0.4	0.1	-0.7	0.0
Building materials, paint, and hardware wholesaling.....	57	3	-5.5	0.4	-0.8	0.3	0.2	0.9
Building materials, paint, and hardware wholesaling.....	57	31	-5.5	0.4	-0.8	0.3	0.2	0.9
Building materials, paint, and hardware wholesaling.....	57	3101	-5.5	0.4	-0.8	0.3	0.2	0.9
Building materials, paint, and hardware wholesaling.....	57	310101	-5.5	0.4	-0.8	0.3	0.2	0.9
Metals, minerals, and ores wholesaling.....	57	4	-3.0	-1.7	-3.3	-6.2	-5.4	3.2
Metals, minerals, and ores wholesaling.....	57	41	-3.0	-1.7	-3.3	-6.2	-5.4	3.2
Metals, minerals, and ores wholesaling.....	57	4101	-3.0	-1.7	-3.3	-6.2	-5.4	3.2
Metals, minerals, and ores wholesaling.....	57	410101	-3.0	-1.7	-3.3	-6.2	-5.4	3.2
Chemicals and allied products wholesaling.....	57	5	-1.1	-5.0	8.3	-2.9	-2.3	6.7

See footnotes at end of table.

Table 7. Producer price index percentage changes for commodity and service groupings and individual items, not seasonally adjusted — Continued
 [October 2023]

Title	Commodity code		Unadjusted 12-month percent change ¹	Unadjusted 1-month percent change ¹				
	Group code	Item code		Oct. 2022 to Oct. 2023 ^P	May to June	June to July ^P	July to Aug. ^P	Aug. to Sept. ^P
Chemicals and allied products wholesaling.....	57	51	-1.1	-5.0	8.3	-2.9	-2.3	6.7
Chemicals and allied products wholesaling.....	57	5101	-1.1	-5.0	8.3	-2.9	-2.3	6.7
Chemicals and allied products wholesaling.....	57	510101	-1.1	-5.0	8.3	-2.9	-2.3	6.7
Paper and plastics products wholesaling.....	57	6	-0.1	-0.6	-1.8	2.8	-0.9	-0.3
Paper and plastics products wholesaling.....	57	61	-0.1	-0.6	-1.8	2.8	-0.9	-0.3
Paper and plastics products wholesaling.....	57	6101	-0.1	-0.6	-1.8	2.8	-0.9	-0.3
Paper and plastics products wholesaling.....	57	610101	-0.1	-0.6	-1.8	2.8	-0.9	-0.3
Apparel wholesaling.....	57	7	4.7	3.8	-2.3	5.8	2.3	-0.5
Apparel wholesaling.....	57	71	4.7	3.8	-2.3	5.8	2.3	-0.5
Apparel wholesaling.....	57	7101	4.7	3.8	-2.3	5.8	2.3	-0.5
Apparel wholesaling.....	57	710101	4.7	3.8	-2.3	5.8	2.3	-0.5
Food and alcohol wholesaling.....	57	8	0.9	-2.5	3.8	-0.6	-0.4	-1.8
Food and alcohol wholesaling.....	57	81	0.9	-2.5	3.8	-0.6	-0.4	-1.8
Food wholesaling.....	57	8101	0.5	-2.8	4.3	-0.7	-0.5	-2.0
Food wholesaling.....	57	810101	0.5	-2.8	4.3	-0.7	-0.5	-2.0
Alcohol wholesaling.....	57	8102	1.4	-0.4	-0.1	0.2	0.3	0.0
Alcohol wholesaling.....	57	810201	1.4	-0.4	-0.1	0.2	0.3	0.0
Other commodities wholesaling.....	57	9	10.3	2.6	5.4	-1.4	0.9	1.0
Other commodities wholesaling.....	57	91	10.3	2.6	5.4	-1.4	0.9	1.0
Other commodities wholesaling.....	57	9101	10.3	2.6	5.4	-1.4	0.9	1.0
Other commodities wholesaling.....	57	910101	10.3	2.6	5.4	-1.4	0.9	1.0
Retail trade services.....	58	—	-2.6	-0.5	-1.4	1.1	0.4	-0.5
Food and alcohol retailing.....	58	1	1.5	0.4	-1.6	1.0	-0.5	-0.4
Food and alcohol retailing.....	58	11	1.5	0.4	-1.6	1.0	-0.5	-0.4
Food retailing.....	58	1102	3.1	0.3	-1.5	1.0	-0.6	0.8
Food retailing.....	58	110201	3.1	0.3	-1.5	1.0	-0.6	0.8
Alcohol retailing.....	58	1103	-8.8	0.9	-1.9	0.4	-0.1	-7.9
Alcohol retailing.....	58	110301	-8.8	0.9	-1.9	0.4	-0.1	-7.9
Health and beauty care retailing, including optical goods.....	58	2	2.8	-0.6	0.4	0.5	1.2	-2.3
Health and beauty care retailing, including optical goods.....	58	21	2.8	-0.6	0.4	0.5	1.2	-2.3
Health and beauty care retailing, including optical goods.....	58	2101	2.8	-0.6	0.4	0.5	1.2	-2.3
Health and beauty care retailing, including optical goods.....	58	210101	2.8	-0.6	0.4	0.5	1.2	-2.3
Apparel, jewelry, footwear, and accessories retailing.....	58	3	1.3	-3.8	-2.2	4.0	6.8	1.2
Apparel, jewelry, footwear, and accessories retailing.....	58	31	1.3	-3.8	-2.2	4.0	6.8	1.2
Apparel, footwear, and accessories retailing.....	58	3101	0.2	-4.4	-2.8	4.8	8.3	1.1
Apparel, footwear, and accessories retailing.....	58	310101	0.2	-4.4	-2.8	4.8	8.3	1.1
Jewelry retailing.....	58	3102	6.6	0.2	1.4	-0.8	-2.3	1.6
Jewelry retailing.....	58	310201	6.6	0.2	1.4	-0.8	-2.3	1.6
Computer hardware, software, and supplies retailing.....	58	4	-23.9	-1.7	-0.2	-0.3	1.4	-2.0
Computer hardware, software, and supplies retailing.....	58	41	-23.9	-1.7	-0.2	-0.3	1.4	-2.0
Computer hardware, software, and supplies retailing.....	58	4101	-23.9	-1.7	-0.2	-0.3	1.4	-2.0
Computer hardware, software, and supplies retailing.....	58	410101	-23.9	-1.7	-0.2	-0.3	1.4	-2.0
TV, video, and photographic equipment and supplies retailing.....	58	5	14.2	17.7	-4.2	-3.2	2.4	8.1
TV, video, and photographic equipment and supplies retailing.....	58	51	14.2	17.7	-4.2	-3.2	2.4	8.1
TV, video, and photographic equipment and supplies retailing.....	58	5101	14.2	17.7	-4.2	-3.2	2.4	8.1
TV, video, and photographic equipment and supplies retailing.....	58	510101	14.2	17.7	-4.2	-3.2	2.4	8.1
Automobiles and automobile parts retailing.....	58	6	-19.6	-0.1	-1.7	0.0	-1.3	-2.6
Automobiles and automobile parts retailing.....	58	61	-19.6	-0.1	-1.7	0.0	-1.3	-2.6
Automobile retailing (Partial).....	58	6101	-25.9	-0.5	-2.6	-0.3	-1.4	-2.8
Automobile retailing (Partial).....	58	610101	-25.9	-0.5	-2.6	-0.3	-1.4	-2.8
Automotive parts, including tires, retailing.....	58	6102	-1.9	1.1	0.6	0.7	-1.0	-1.8
Automotive parts, including tires, retailing.....	58	610201	-1.9	1.1	0.6	0.7	-1.0	-1.8
RVs, trailers, and campers retailing.....	58	8	-11.5	-3.7	1.7	-6.4	-4.8	3.7
RVs, trailers, and campers retailing.....	58	81	-11.5	-3.7	1.7	-6.4	-4.8	3.7
RVs, trailers, and campers retailing.....	58	8101	-11.5	-3.7	1.7	-6.4	-4.8	3.7
RVs, trailers, and campers retailing.....	58	810101	-11.5	-3.7	1.7	-6.4	-4.8	3.7
Sporting goods, including boats, retailing.....	58	9	-4.7	-1.3	-1.3	3.2	-1.3	1.9

See footnotes at end of table.

Table 7. Producer price index percentage changes for commodity and service groupings and individual items, not seasonally adjusted — Continued
 [October 2023]

Title	Commodity code		Unadjusted 12-month percent change ¹	Unadjusted 1-month percent change ¹				
	Group code	Item code		Oct. 2022 to Oct. 2023 ^P	May to June	June to July ^P	July to Aug. ^P	Aug. to Sept. ^P
Sporting goods, including boats, retailing.....	58	91	-4.7	-1.3	-1.3	3.2	-1.3	1.9
Sporting goods, including boats, retailing.....	58	9101	-4.7	-1.3	-1.3	3.2	-1.3	1.9
Sporting goods, including boats, retailing.....	58	910101	-4.7	-1.3	-1.3	3.2	-1.3	1.9
Lawn, garden, and farm equipment and supplies retailing.....	58	A	14.4	0.2	2.5	-0.1	1.7	-0.3
Lawn, garden, and farm equipment and supplies retailing.....	58	A1	14.4	0.2	2.5	-0.1	1.7	-0.3
Lawn, garden, and farm equipment and supplies retailing.....	58	A101	14.4	0.2	2.5	-0.1	1.7	-0.3
Lawn, garden, and farm equipment and supplies retailing.....	58	A10101	14.4	0.2	2.5	-0.1	1.7	-0.3
Furniture retailing.....	58	B	5.5	2.7	-2.8	-2.4	-0.3	-2.4
Furniture retailing.....	58	B1	5.5	2.7	-2.8	-2.4	-0.3	-2.4
Furniture retailing.....	58	B101	5.5	2.7	-2.8	-2.4	-0.3	-2.4
Furniture retailing.....	58	B10101	5.5	2.7	-2.8	-2.4	-0.3	-2.4
Flooring and floor coverings retailing.....	58	C	-3.1	1.5	-0.4	-1.4	0.5	-0.8
Flooring and floor coverings retailing.....	58	C1	-3.1	1.5	-0.4	-1.4	0.5	-0.8
Flooring and floor coverings retailing.....	58	C101	-3.1	1.5	-0.4	-1.4	0.5	-0.8
Flooring and floor coverings retailing.....	58	C10101	-3.1	1.5	-0.4	-1.4	0.5	-0.8
Hardware and building materials and supplies retailing.....	58	D	4.2	1.7	5.1	1.0	2.0	-0.5
Hardware and building materials and supplies retailing.....	58	D1	4.2	1.7	5.1	1.0	2.0	-0.5
Hardware and building materials and supplies retailing.....	58	D101	4.2	1.7	5.1	1.0	2.0	-0.5
Hardware and building materials and supplies retailing.....	58	D10101	4.2	1.7	5.1	1.0	2.0	-0.5
Major household appliance retailing.....	58	E	3.9	-1.6	-2.0	3.7	2.3	-7.2
Major household appliance retailing.....	58	E1	3.9	-1.6	-2.0	3.7	2.3	-7.2
Major household appliance retailing.....	58	E101	3.9	-1.6	-2.0	3.7	2.3	-7.2
Major household appliance retailing.....	58	E10101	3.9	-1.6	-2.0	3.7	2.3	-7.2
Fuels and lubricants retailing.....	58	F	-7.1	-4.3	-8.5	5.4	-4.7	5.0
Fuels and lubricants retailing.....	58	F1	-7.1	-4.3	-8.5	5.4	-4.7	5.0
Automotive fuels and lubricants retailing.....	58	F101	-9.1	-3.3	-8.3	7.3	-3.2	3.9
Automotive fuels and lubricants retailing.....	58	F10101	-9.1	-3.3	-8.3	7.3	-3.2	3.9
Household fuels retailing.....	58	F102	9.4	-9.0	-9.7	-4.4	-13.2	11.4
Household fuels retailing.....	58	F10201	9.4	-9.0	-9.7	-4.4	-13.2	11.4
Cleaning supplies and paper products retailing.....	58	G	17.0	3.5	-3.7	4.1	0.9	0.7
Cleaning supplies and paper products retailing.....	58	G1	17.0	3.5	-3.7	4.1	0.9	0.7
Cleaning supplies and paper products retailing.....	58	G101	17.0	3.5	-3.7	4.1	0.9	0.7
Cleaning supplies and paper products retailing.....	58	G10101	17.0	3.5	-3.7	4.1	0.9	0.7
Book retailing.....	58	H	-2.1	0.5	0.9	-0.6	0.7	0.7
Book retailing.....	58	H1	-2.1	0.5	0.9	-0.6	0.7	0.7
Book retailing.....	58	H101	-2.1	0.5	0.9	-0.6	0.7	0.7
Book retailing.....	58	H10101	-2.1	0.5	0.9	-0.6	0.7	0.7
Other merchandise retailing (partial).....	58	I	1.0	0.3	-1.5	1.4	-1.1	1.0
Other merchandise retailing (partial).....	58	I1	1.0	0.3	-1.5	1.4	-1.1	1.0
Other merchandise retailing (partial).....	58	I101	1.0	0.3	-1.5	1.4	-1.1	1.0
Other merchandise retailing (partial).....	58	I10101	1.0	0.3	-1.5	1.4	-1.1	1.0
Metal treatment services.....	59	-	4.9	-0.3	0.9	0.2	-0.4	0.7
Metal treatment services.....	59	1	4.9	-0.3	0.9	0.2	-0.4	0.7
Metal treatment services.....	59	11	4.9	-0.3	0.9	0.2	-0.4	0.7
Metal plating and polishing.....	59	1101	6.4	0.9	-0.4	0.0	0.0	0.0
Metal plating and polishing.....	59	110111	6.4	0.9	-0.4	0.0	0.0	0.0
Metal coating and allied services.....	59	1102	1.2	-1.0	1.1	0.4	-0.8	0.0
Metal coating and allied services.....	59	110222	1.2	-1.0	1.1	0.4	-0.8	0.0
Metal heat treating.....	59	1103	12.8	0.0	2.4	0.0	0.0	3.3
Metal heat treating.....	59	110349	12.8	0.0	2.4	0.0	0.0	3.3
Mining services.....	60	-	2.2	-0.1	0.0	0.4	-0.1	0.4
Mining services.....	60	1	2.2	-0.1	0.0	0.4	-0.1	0.4
Mining services.....	60	11	2.2	-0.1	0.0	0.4	-0.1	0.4
Support activities for coal mining.....	60	1102	6.4	0.5	0.0	1.4	0.1	0.0
Support activities for coal mining.....	60	110201	6.4	0.5	0.0	1.4	0.1	0.0
Drilling oil and gas wells services.....	60	1103	2.9	-1.2	-0.6	4.5	0.0	0.0
Drilling oil and gas wells services.....	60	110301	2.9	-1.2	-0.6	4.5	0.0	0.0

See footnotes at end of table.

Table 7. Producer price index percentage changes for commodity and service groupings and individual items, not seasonally adjusted — Continued
 [October 2023]

Title	Commodity code		Unadjusted 12-month percent change ¹	Unadjusted 1-month percent change ¹				
	Group code	Item code		Oct. 2022 to Oct. 2023 ^p	May to June	June to July ^p	July to Aug. ^p	Aug. to Sept. ^p
Support activities for oil and gas operations.....	60	1104	2.0	0.3	0.3	-1.0	-0.1	0.6
Support activities for oil and gas operations.....	60	110401	2.0	0.3	0.3	-1.0	-0.1	0.6
Metal and nonmetallic minerals mining services.....	60	1106	—	0.0	0.0	0.0	0.0	0.0
Metal and nonmetallic minerals mining services.....	60	110601	—	0.0	0.0	0.0	0.0	0.0
Contract work on textile products, apparel, and leather.....	61	—	5.0	0.1	-0.1	-0.1	0.0	-0.1
Contract work on textile products and apparel.....	61	1	5.1	0.1	-0.1	-0.2	0.0	-0.1
Contract work on textile products and apparel.....	61	11	5.1	0.1	-0.1	-0.2	0.0	-0.1
Contract work on textile products.....	61	1102	5.8	0.1	-0.3	-0.3	0.0	0.0
Commission finishing of broadwoven fabrics.....	61	110201	6.2	0.1	-0.3	-0.3	0.0	0.0
Commission finishing of cotton broadwoven fabrics.....	61	1102011	6.6	0.0	-0.1	-0.2	-0.2	0.0
Other commission finishing of broadwoven fabrics (excl. cotton & wool).....	61	1102012	6.7	0.1	-0.3	-0.3	0.1	0.0
Commission knit or knit & finishing of weft & warp knit fabric.....	61	110204	-0.5	0.0	-0.2	0.0	0.1	0.0
Contract work on apparel.....	61	1103	4.8	0.0	0.2	0.0	0.0	0.0
Contract work on women's, girls' and infants' apparel.....	61	11031	3.3	0.0	0.0	0.0	0.0	0.0
Contract work on men's and boys' (including unisex) apparel.....	61	11032	7.0	0.0	0.4	0.0	0.0	0.0
Contract work on men's and boys' pants, work apparel, and other outerwear.....	61	110321	8.8	0.0	0.0	0.0	0.0	0.0
Contract work on men's and boys' shirts, tailored suits/coats/jackets, & underwear/nightwear.....	61	110323	1.4	0.0	0.9	0.0	0.0	0.0
Contract & commission receipts for tanning or finishing leather owned by others.....	61	2	1.4	0.0	0.0	0.1	0.0	0.3
Contract & commission receipts for tanning or finishing leather owned by others.....	61	21	1.4	0.0	0.0	0.1	0.0	0.3
Contract and commission receipts for tanning or finishing leather owned by others.....	61	2101	1.4	0.0	0.0	0.1	0.0	0.3
Contract and commission receipts for tanning or finishing leather owned by others.....	61	210101	1.4	0.0	0.0	0.1	0.0	0.3
Construction (partial).....	80	—	0.9	0.0	-1.1	0.1	0.1	-0.3
New nonresidential building construction.....	80	1	0.6	0.0	-1.2	0.1	0.1	-0.4
New nonresidential building construction.....	80	11	0.6	0.0	-1.2	0.1	0.1	-0.4
New warehouse building construction.....	80	1101	-1.0	0.2	-0.7	0.1	0.0	-0.2
New warehouse building construction.....	80	110101	-1.0	0.2	-0.7	0.1	0.0	-0.2
New school building construction.....	80	1102	-0.1	0.0	-1.1	0.1	0.0	-0.3
New school building construction.....	80	110201	-0.1	0.0	-1.1	0.1	0.0	-0.3
New office building construction.....	80	1103	1.9	0.0	-1.8	0.2	-0.1	-1.1
New office building construction.....	80	110301	1.9	0.0	-1.8	0.2	-0.1	-1.1
New industrial building construction.....	80	1104	0.6	0.2	-1.5	0.1	0.7	0.2
New industrial building construction.....	80	110401	0.6	0.2	-1.5	0.1	0.7	0.2
New health care building construction.....	80	1105	1.1	-0.1	-0.8	0.1	0.0	0.1
New health care building construction.....	80	110501	1.1	-0.1	-0.8	0.1	0.0	0.1
Maintenance and repair of nonresidential buildings (partial).....	80	2	3.5	0.1	0.1	0.0	0.0	0.1
Maintenance and repair of nonresidential buildings (partial).....	80	21	3.5	0.1	0.1	0.0	0.0	0.1
Maintenance and repair of nonresidential buildings (partial).....	80	2101	3.5	0.1	0.1	0.0	0.0	0.1
Maintenance and repair of nonresidential buildings (partial).....	80	210101	3.5	0.1	0.1	0.0	0.0	0.1

¹ All indexes are subject to revision for 4 months after their originally scheduled publication to incorporate late reports and corrections by survey respondents.

² Due to incomplete coverage of the services sector, some services indexes in this table reflect only a portion of their wherever-provided output. These indexes are flagged using the term "partial" at the end of their titles. For more information regarding wherever-provided services indexes, go to <https://www.bls.gov/ppi/wepnotice.htm>. This webpage includes methodology documentation, a table identifying missing coverage areas for those indexes with incomplete coverage, and a concordance table between wherever-provided services indexes and Census product codes.

^p Preliminary

"—" Data not available.

Table 8. Producer price indexes and percentage changes for selected commodity and service groupings and individual items, seasonally adjusted
 [October 2023, Index base 1982=100, unless otherwise indicated]

Title	Commodity code		Other index base	Seasonally adjusted index ¹					Seasonally adjusted 1-month percent change ¹		
	Group code	Item code		June 2023	July 2023 ^P	Aug. 2023 ^P	Sept. 2023 ^P	Oct. 2023 ^P	July to Aug. ^P	Aug. to Sept. ^P	Sept. to Oct. ^P
Goods											
Fruits & melons, fresh/dry vegs. & nuts.	01	1		-	-	-	-	-	-	-	-
Fresh fruits and melons.	01	11		-	-	-	-	-	-	-	-
Citrus fruits.	01	1101		318.946	343.376	347.296	366.068	332.614	1.1	5.4	-9.1
Other fruits and berries.	01	1102		-	-	-	-	-	-	-	-
Melons.			12/91	-	-	-	-	-	-	-	-
Fresh and dry vegetables.	01	13		-	-	-	-	-	-	-	-
Dry vegetables.	01	1301		219.465	219.246	229.485	240.897	244.246	4.7	5.0	1.4
Fresh vegetables, except potatoes.	01	1302		-	-	-	-	-	-	-	-
Sweet potatoes.	01	1303		157.889	149.495	144.116	136.610	151.790	-3.6	-5.2	11.1
Potatoes.	01	1306	12/11	243.775	239.274	161.335	120.349	117.211	-32.6	-25.4	-2.6
Tree nuts.				-	-	-	-	-	-	-	-
Tree nuts.				-	-	-	-	-	-	-	-
Grains.	01	2		248.497	226.905	220.668	206.845	200.522	-2.7	-6.3	-3.1
Wheat.	01	21		-	-	-	-	-	-	-	-
Wheat.	01	2101		-	-	-	-	-	-	-	-
Other grains.	01	22		258.983	230.723	226.077	212.398	206.958	-2.0	-6.1	-2.6
Barley.	01	2201		-	-	-	-	-	-	-	-
Corn.	01	2202		253.301	226.272	221.802	208.052	202.332	-2.0	-6.2	-2.7
Oats.	01	2203		-	-	-	-	-	-	-	-
Sorghum.	01	2205	12/91	-	-	-	-	-	-	-	-
Rough rice.			12/91	-	-	-	-	-	-	-	-
Rough rice.			12/91	-	-	-	-	-	-	-	-
Livestock.	01	3		229.500	236.639	238.465	244.243	237.516	0.8	2.4	-2.8
Slaughter cattle.	01	31		271.287	277.825	282.240	287.024	285.436	1.6	1.7	-0.6
Slaughter steers and heifers.	01	3101		284.021	285.762	291.392	293.274	291.850	2.0	0.6	-0.5
Slaughter cows and bulls.	01	3102		200.648	222.437	221.981	237.692	243.709	-0.2	7.1	2.5
Slaughter vealers.	01	3103		95.841	96.053	97.154	98.414	98.761	1.1	1.3	0.4
Slaughter hogs.	01	32		101.304	109.888	107.205	106.688	97.085	-2.4	-0.5	-9.0
Slaughter barrows and gilts.	01	3201		101.889	109.798	105.893	106.029	97.206	-3.6	0.1	-8.3
Slaughter sows.	01	3202		-	-	-	-	-	-	-	-
Slaughter lambs.	01	33		362.821	359.986	380.722	401.071	431.250	5.8	5.3	7.5
Slaughter lambs.	01	3301		362.821	359.986	380.722	401.071	431.250	5.8	5.3	7.5
Feeder and replacement cattle.			09/21	-	-	-	-	-	-	-	-
Feeder and replacement cattle.			09/21	-	-	-	-	-	-	-	-
Slaughter poultry.	01	4		345.251	320.445	317.683	352.196	334.831	-0.9	10.9	-4.9
Slaughter chickens.	01	41		353.885	328.627	331.381	376.100	361.708	0.8	13.5	-3.8
Broilers and other meat type chickens.	01	4102		358.809	333.200	335.992	381.333	366.741	0.8	13.5	-3.8
Slaughter turkeys.	01	42		318.167	291.740	261.294	250.739	216.100	-10.4	-4.0	-13.8
Slaughter turkeys.	01	4201		318.167	291.740	261.294	250.739	216.100	-10.4	-4.0	-13.8
Slaughter ducks.	01	43	12/91	-	-	-	-	-	-	-	-
Slaughter ducks.	01	4301	12/91	-	-	-	-	-	-	-	-
Raw cotton.	01	5		-	-	-	-	-	-	-	-
Raw cotton.	01	51		-	-	-	-	-	-	-	-
Raw cotton.	01	5101		-	-	-	-	-	-	-	-
Raw milk.	01	6		137.360	136.800	155.995	164.353	162.134	14.0	5.4	-1.4
Raw milk.	01	61		137.916	137.353	156.626	165.017	162.790	14.0	5.4	-1.3
Raw milk.	01	6101		137.916	137.353	156.626	165.017	162.790	14.0	5.4	-1.3
Chicken eggs.	01	7		-	-	-	-	-	-	-	-
Chicken eggs.	01	71		-	-	-	-	-	-	-	-
Eggs for fresh use.	01	7107	12/91	-	-	-	-	-	-	-	-
Breaker stock and checks and undergrades.	01	7108	12/91	-	-	-	-	-	-	-	-
Hay, hayseeds, and oilseeds.	01	8		276.240	297.365	278.540	290.787	277.003	-6.3	4.4	-4.7
Hay and hayseeds.	01	81		-	-	-	-	-	-	-	-
Hay and hayseeds.	01	8101		-	-	-	-	-	-	-	-
Oilseeds.	01	83		242.823	264.657	253.217	263.988	251.450	-4.3	4.3	-4.7
Oilseeds.	01	8301		242.823	264.657	253.217	263.988	251.450	-4.3	4.3	-4.7
Cereal and bakery products.	02	1		331.711	331.316	331.235	332.145	331.442	0.0	0.3	-0.2
Bakery products.	02	11		-	-	-	-	-	-	-	-
Bread (white, wheat, rye, etc.), including frozen.			06/06	-	-	-	-	-	-	-	-
Rolls (bread-type), muffins, bagels, and croissants.	02	1105		-	-	-	-	-	-	-	-
Other sweet goods, excluding frozen.				-	-	-	-	-	-	-	-
Soft cakes, excluding frozen.	02	1108		-	-	-	-	-	-	-	-
Pies (fruit, cream, and custard), excluding frozen.				-	-	-	-	-	-	-	-

See footnotes at end of table.

Table 8. Producer price indexes and percentage changes for selected commodity and service groupings and individual items, seasonally adjusted — Continued
 [October 2023, Index base 1982=100, unless otherwise indicated]

Title	Commodity code		Other index base	Seasonally adjusted index ¹					Seasonally adjusted 1-month percent change ¹		
	Group code	Item code		June 2023	July 2023 ^P	Aug. 2023 ^P	Sept. 2023 ^P	Oct. 2023 ^P	July to Aug. ^P	Aug. to Sept. ^P	Sept. to Oct. ^P
Cookies, crackers, and related products.....	02	1121		-	-	-	-	-	-	-	-
Retail bakery products, excluding retail trade.....	02	1130	06/14	159.284	161.893	161.017	162.784	162.346	-0.5	1.1	-0.3
Flour and flour base mixes and doughs.....	02	12		-	-	-	-	-	-	-	-
Wheat flour.....	02	1203		-	-	-	-	-	-	-	-
Flour base mixes and doughs.....	02	1204		-	-	-	-	-	-	-	-
Milled rice and byproducts.....	02	13		-	-	-	-	-	-	-	-
Head rice.....	02	1301		-	-	-	-	-	-	-	-
Milled rice (incl second heads, screenings, brewers, bran, sharps, rice flour, and byproducts).....	02	1302	06/84	-	-	-	-	-	-	-	-
Cereal and pasta products.....	02	14		320.850	318.908	319.993	318.174	317.071	0.3	-0.6	-0.3
Dry macaroni, spaghetti, and egg noodle products, made from purchased flour.....	02	1402	06/85	-	-	-	-	-	-	-	-
Cereal and mill products, other than flour.....	02	1409	06/85	303.746	302.807	304.047	301.968	299.961	0.4	-0.7	-0.7
Meats, poultry, and fish.....	02	2		224.779	229.771	227.189	233.286	234.725	-1.1	2.7	0.6
Meats.....	02	21		227.768	238.627	232.921	237.190	239.471	-2.4	1.8	1.0
Beef and veal products, fresh or frozen.....	02	2101		292.627	301.399	287.700	296.036	301.479	-4.5	2.9	1.8
Lamb/mutton, fresh or frozen, not canned or made into sausage, made in slaughtering plants.....	02	2103		-	-	-	-	-	-	-	-
Pork products, fresh, frozen, or processed, except sausage.....	02	2104		143.933	159.540	158.227	162.101	163.289	-0.8	2.4	0.7
Other meats, fresh, frozen, or canned.....	02	2105		221.560	228.536	226.960	227.093	227.021	-0.7	0.1	0.0
Processed poultry.....	02	22		173.247	168.137	171.393	182.097	182.654	1.9	6.2	0.3
Young chickens, including bulk, chilled, frozen, whole, and in parts.....	02	2203		186.905	183.943	188.000	201.570	204.273	2.2	7.2	1.3
Turkeys, including frozen, whole, and in parts.....	02	2206		-	-	-	-	-	-	-	-
Canned, cooked, smoked or prepared poultry.....	02	2208		-	-	-	-	-	-	-	-
Chicken hens and other poultry/small game.....	02		12/90	-	-	-	-	-	-	-	-
Unprocessed and prepared seafood.....	02	23		429.632	430.989	426.998	419.373	415.818	-0.9	-1.8	-0.8
Unprocessed finfish.....	02	2301		-	-	-	-	-	-	-	-
Unprocessed shellfish.....	02	2305	12/91	295.613	275.701	279.465	265.836	269.443	1.4	-4.9	1.4
Prepared fresh and frozen seafood.....	02		12/11	-	-	-	-	-	-	-	-
Dairy products.....	02	3		222.973	219.866	224.697	227.379	229.963	2.2	1.2	1.1
Fluid milk products.....	02	31		-	-	-	-	-	-	-	-
Packaged fluid milk and related products.....	02	3103	12/82	-	-	-	-	-	-	-	-
Cottage cheese.....	02	3104	12/82	-	-	-	-	-	-	-	-
Other milk products.....	02	3105	12/82	-	-	-	-	-	-	-	-
Bulk fluid milk and cream.....	02	3106	12/91	-	-	-	-	-	-	-	-
Butter.....	02	32		-	-	-	-	-	-	-	-
Butter.....	02	3201		-	-	-	-	-	-	-	-
Natural, processed, and imitation cheese.....	02	33		179.208	174.556	185.293	185.940	181.400	6.2	0.3	-2.4
Natural cheese, except cottage cheese.....	02	3302		170.259	166.746	176.467	176.753	172.220	5.8	0.2	-2.6
Processed cheese and related products.....	02	3303		-	-	-	-	-	-	-	-
Cheese substitutes and imitations.....	02		06/88	-	-	-	-	-	-	-	-
Raw liquid whey.....	02		12/04	-	-	-	-	-	-	-	-
Ice cream and frozen desserts.....	02	34		-	-	-	-	-	-	-	-
Ice cream and frozen desserts.....	02		06/83	-	-	-	-	-	-	-	-
Dry, condensed, and evaporated milk products.....	02	35		-	-	-	-	-	-	-	-
Dry milk products, including feed grade.....	02	3502	12/83	-	-	-	-	-	-	-	-
Liquid milk products.....	02		12/83	-	-	-	-	-	-	-	-
Ice cream mixes and related products.....	02		06/02	-	-	-	-	-	-	-	-
Processed fruits and vegetables.....	02	4		-	-	-	-	-	-	-	-
Canned fruits and juices.....	02	41		-	-	-	-	-	-	-	-
Canned fruits, excluding baby foods.....	02	4101		-	-	-	-	-	-	-	-
Canned and fresh fruit juices, nectars, and concentrates.....	02	4102		-	-	-	-	-	-	-	-
Frozen fruits, juices and ades.....	02	42		-	-	-	-	-	-	-	-
Frozen fruits.....	02	4202		-	-	-	-	-	-	-	-
Canned vegetables and juices.....	02	44		-	-	-	-	-	-	-	-
Canned vegetables and juices.....	02	4401		-	-	-	-	-	-	-	-
Frozen vegetables.....	02	45		-	-	-	-	-	-	-	-
Frozen potato products (French-fried, patties, puffs, etc.).....	02	4502	12/90	325.063	328.353	330.309	341.057	338.927	0.6	3.3	-0.6
Frozen vegetables, other than potato products.....	02	4505	12/90	-	-	-	-	-	-	-	-
Dried and dehydrated food.....	02		12/03	-	-	-	-	-	-	-	-
Dried and dehydrated food.....	02		12/03	-	-	-	-	-	-	-	-
Sugar and confectionery.....	02	5		-	-	-	-	-	-	-	-
Raw cane sugar and sugar cane mill products and byproducts.....	02			-	-	-	-	-	-	-	-
Raw cane sugar and sugarcane mill products and byproducts.....	02	5201		-	-	-	-	-	-	-	-
Refined sugar products and byproducts.....	02		12/02	-	-	-	-	-	-	-	-
Refined sugar products and byproducts.....	02			-	-	-	-	-	-	-	-
Confectionery materials.....	02	54		-	-	-	-	-	-	-	-
Confectionery materials.....	02	5401		-	-	-	-	-	-	-	-

See footnotes at end of table.

Table 8. Producer price indexes and percentage changes for selected commodity and service groupings and individual items, seasonally adjusted — Continued
 [October 2023, Index base 1982=100, unless otherwise indicated]

Title	Commodity code		Other index base	Seasonally adjusted index ¹					Seasonally adjusted 1-month percent change ¹		
	Group code	Item code		June 2023	July 2023 ^P	Aug. 2023 ^P	Sept. 2023 ^P	Oct. 2023 ^P	July to Aug. ^P	Aug. to Sept. ^P	Sept. to Oct. ^P
Confectionery end products.....	02	55		-	-	-	-	-	-	-	-
Candy and nuts.....			06/83	-	-	-	-	-	-	-	-
Beverages and beverage materials.....	02	6		252.060	250.709	253.689	253.536	254.049	1.2	-0.1	0.2
Alcoholic beverages.....	02	61		217.487	217.762	218.254	219.480	219.873	0.2	0.6	0.2
Malt beverages.....	02	6101		229.129	229.543	229.742	231.627	232.428	0.1	0.8	0.3
Distilled and bottled liquor, excluding brandy.....	02	6102		196.348	197.553	198.403	198.271	198.517	0.4	-0.1	0.1
Wines, brandy, and brandy spirits.....			12/83	-	-	-	-	-	-	-	-
Soft drinks.....	02	62		-	-	-	-	-	-	-	-
Soft drinks, non-carbonated and bottled water.....				-	-	-	-	-	-	-	-
Soft drinks, bottle/can, carbonated, all types.....			12/11	-	-	-	-	-	-	-	-
Packaged beverage materials.....	02	63		-	-	-	-	-	-	-	-
Coffee (whole bean, ground, & instant).....	02	6301		-	-	-	-	-	-	-	-
Tea in consumer packages, exc. canned ice tea.....	02	6303		-	-	-	-	-	-	-	-
Other beverage materials.....	02	64		327.894	334.849	334.571	335.056	336.382	-0.1	0.1	0.4
Other beverage materials.....	02	6401		327.894	334.849	334.571	335.056	336.382	-0.1	0.1	0.4
Fats and oils.....	02	7		-	-	-	-	-	-	-	-
Shortening, cooking oil, and margarine.....	02	78		-	-	-	-	-	-	-	-
Shortening, cooking oil, and margarine.....	02	7801		-	-	-	-	-	-	-	-
Other oilseed processing.....	02	7A	12/04	-	-	-	-	-	-	-	-
Other oilseed processing.....	02	7A01	12/04	-	-	-	-	-	-	-	-
Corn oil, crude and refined.....			01/16	-	-	-	-	-	-	-	-
Corn oil, made by wet milling.....			01/16	-	-	-	-	-	-	-	-
Miscellaneous processed foods.....	02	8		-	-	-	-	-	-	-	-
Canned jams, jellies, and preserves.....	02	81		-	-	-	-	-	-	-	-
Canned jams, jellies, and preserves.....				-	-	-	-	-	-	-	-
Pickles and other pickled products, including horseradish.....	02	82		-	-	-	-	-	-	-	-
Pickles and other pickled products.....	02	8201		-	-	-	-	-	-	-	-
Specialty canning.....	02	84		-	-	-	-	-	-	-	-
Specialty canning.....	02	8401		-	-	-	-	-	-	-	-
Frozen specialty food.....	02	85		-	-	-	-	-	-	-	-
Frozen specialty food.....	02	8501		-	-	-	-	-	-	-	-
Prepared sauces, except tomato.....				-	-	-	-	-	-	-	-
Prepared sauces, excluding tomato-based sauces and sauces comprised of 20 percent or more meat.....				-	-	-	-	-	-	-	-
Other miscellaneous processed foods.....				-	-	-	-	-	-	-	-
Other miscellaneous processed foods.....				-	-	-	-	-	-	-	-
Prepared animal feeds.....	02	9		245.934	250.191	251.019	252.586	249.787	0.3	0.6	-1.1
Soybean cake, meal, and other byproducts.....	02	92		-	-	-	-	-	-	-	-
Soybean cake, meal, and byproducts.....	02	9201		-	-	-	-	-	-	-	-
Formula feeds.....	02	93		274.015	274.993	274.493	272.471	270.202	-0.2	-0.7	-0.8
Formula feeds.....	02	9301		274.015	274.993	274.493	272.471	270.202	-0.2	-0.7	-0.8
Miscellaneous feedstuffs.....	02	94		330.700	336.346	339.665	344.973	340.278	1.0	1.6	-1.4
Pet food.....	02	9402		-	-	-	-	-	-	-	-
Miscellaneous feedstuffs other than pet food.....	02	9403		289.534	308.649	315.907	324.513	315.066	2.4	2.7	-2.9
Synthetic fibers.....	03	1		-	-	-	-	-	-	-	-
Unprocessed filament yarns.....	03	15		-	-	-	-	-	-	-	-
Noncellulosic and cellulosic organic fibers.....			05/22	-	-	-	-	-	-	-	-
Processed yarns and threads.....	03	2		-	-	-	-	-	-	-	-
Yarns.....	03	26		-	-	-	-	-	-	-	-
Spun cotton yarns.....	03	2601		150.204	150.651	151.174	153.014	155.265	0.3	1.2	1.5
Spun synthetic yarns.....				-	-	-	-	-	-	-	-
Textured and twisted yarns.....	03	2604	12/88	-	-	-	-	-	-	-	-
Other spun noncellulosic and natural fiber (excluding cotton and wool) yarns.....	03	2607	06/08	-	-	-	-	-	-	-	-
Greige fabrics.....	03	3		-	-	-	-	-	-	-	-
Greige broadwoven fabrics.....	03	37		-	-	-	-	-	-	-	-
Greige manmade, silk, and other natural fiber (exc cotton/wool) broadwoven fabrics.....				-	-	-	-	-	-	-	-
Greige knit fabrics.....	03	3703		-	-	-	-	-	-	-	-
Weft (circular) knit fabrics, greige goods (excluding hosiery).....	03	38		-	-	-	-	-	-	-	-
Warp knit fabrics, greige goods (excluding hosiery).....	03	3803		-	-	-	-	-	-	-	-
Tire cord and tire fabric.....	03	3804		-	-	-	-	-	-	-	-
Tire cord and tire fabric.....	03	39	06/84	-	-	-	-	-	-	-	-
Tire cord and tire fabric.....	03	3901	06/84	-	-	-	-	-	-	-	-
Finished fabrics.....	03	4		-	-	-	-	-	-	-	-
Finished broadwoven fabrics.....	03	42		-	-	-	-	-	-	-	-
Finished cotton broadwoven fabrics.....	03	4201		-	-	-	-	-	-	-	-

See footnotes at end of table.

Table 8. Producer price indexes and percentage changes for selected commodity and service groupings and individual items, seasonally adjusted — Continued
 [October 2023, Index base 1982=100, unless otherwise indicated]

Title	Commodity code		Other index base	Seasonally adjusted index ¹					Seasonally adjusted 1-month percent change ¹		
	Group code	Item code		June 2023	July 2023 ^P	Aug. 2023 ^P	Sept. 2023 ^P	Oct. 2023 ^P	July to Aug. ^P	Aug. to Sept. ^P	Sept. to Oct. ^P
Finished manmade, silk, and other natural fiber (exc. cotton and wool) broadwoven fabrics.....	03	4203		-	-	-	-	-	-	-	-
Woven and braided narrow fabrics.....	03	44		-	-	-	-	-	-	-	-
Woven and braided narrow fabrics.....	03	4402	06/84	-	-	-	-	-	-	-	-
Nonwoven fabrics and felts.....	03	45		-	-	-	-	-	-	-	-
Nonwoven fabrics and felts.....	03	4503		-	-	-	-	-	-	-	-
Coated fabrics, not rubberized.....	03	46	06/85	-	-	-	-	-	-	-	-
Coated fabrics, not rubberized.....	03	4601	06/85	-	-	-	-	-	-	-	-
Screen printed textile materials, embroideries, and lace goods.....	03	47	06/85	221.527	222.384	222.533	223.017	223.276	0.1	0.2	0.1
Screen printed textile and apparel materials and embroideries.....	03	4701	06/85	221.810	222.619	222.844	223.376	223.553	0.1	0.2	0.1
Knit fabrics, finished in knitting mills.....			12/03	-	-	-	-	-	-	-	-
Weft (circular) knit fabrics, knit and finished in the same establishment (excluding hosiery).....			12/03	-	-	-	-	-	-	-	-
Warp knit goods, knit and finished in the same establishment.....			12/03	-	-	-	-	-	-	-	-
Apparel & other fabricated textile prods.....	03	8		-	-	-	-	-	-	-	-
Apparel.....	03	81		-	-	-	-	-	-	-	-
Miscellaneous apparel and accessories.....			12/83	-	-	-	-	-	-	-	-
Women's, girls', and infants' cut and sew apparel.....			12/03	-	-	-	-	-	-	-	-
Men's and boys' cut and sew apparel.....			12/03	-	-	-	-	-	-	-	-
Apparel made in knitting mills.....			12/03	-	-	-	-	-	-	-	-
Textile house furnishings.....	03	82		-	-	-	-	-	-	-	-
Textile house furnishings.....	03	8203	06/83	-	-	-	-	-	-	-	-
Industrial and other fabricated products.....				-	-	-	-	-	-	-	-
Industrial and other fabricated products.....	03	8303		-	-	-	-	-	-	-	-
Miscellaneous textile products/services.....	03	9	06/85	-	-	-	-	-	-	-	-
Miscellaneous textile products/services.....			09/18	-	-	-	-	-	-	-	-
Miscellaneous textile products/services.....			09/18	-	-	-	-	-	-	-	-
Hides and skins, incl. cattle.....	04	1		116.310	109.285	110.972	110.743	101.216	1.5	-0.2	-8.6
Hides and skins, incl. cattle.....	04	19	06/01	53.249	50.033	50.806	50.701	46.339	1.5	-0.2	-8.6
Hides, skins, and pelts, made in slaughtering plants.....	04	1901	06/01	53.249	50.033	50.806	50.701	46.339	1.5	-0.2	-8.6
Leather.....	04	2		205.832	204.132	202.035	200.770	201.442	-1.0	-0.6	0.3
Finished and unfinished leather.....	04	27	12/97	112.837	111.906	110.756	110.062	110.431	-1.0	-0.6	0.3
Finished and unfinished leather.....	04	2701	12/97	112.837	111.906	110.756	110.062	110.431	-1.0	-0.6	0.3
Footwear.....	04	3		251.332	251.539	251.340	250.573	250.728	-0.1	-0.3	0.1
Men's nonathletic footwear.....	04	31		294.070	294.281	293.824	292.590	292.476	-0.2	-0.4	0.0
Men's footwear (size 6 and larger), excluding athletic.....	04	3105	12/93	205.065	205.233	204.904	204.025	203.966	-0.2	-0.4	0.0
Women's nonathletic footwear.....	04	32		-	-	-	-	-	-	-	-
Women's footwear (size 4 and larger), excluding athletic.....	04	3205	12/93	-	-	-	-	-	-	-	-
Other footwear including slippers.....	04	39	12/02	-	-	-	-	-	-	-	-
Other footwear, excluding rubber and plastic soled footwear.....	04	3901	12/02	-	-	-	-	-	-	-	-
Other leather and related products.....	04	4		-	-	-	-	-	-	-	-
Luggage and small leather goods.....	04	41		-	-	-	-	-	-	-	-
Luggage and small leather goods.....	04	4101		-	-	-	-	-	-	-	-
Leather and leather-like goods, n.e.c.....	04	45	06/85	-	-	-	-	-	-	-	-
Leather and leather-like goods, n.e.c.....	04	4501	06/85	-	-	-	-	-	-	-	-
Coal.....	05	1		276.560	279.681	283.910	285.981	291.443	1.5	0.7	1.9
Coal.....	05	13		276.560	279.681	283.910	285.981	291.443	1.5	0.7	1.9
Coal.....	05	1301		276.560	279.681	283.910	285.981	291.443	1.5	0.7	1.9
Gas fuels.....				-	-	-	-	-	-	-	-
Natural gas.....				-	-	-	-	-	-	-	-
Natural gas.....				-	-	-	-	-	-	-	-
Liquefied petroleum gas.....	05	32		-	-	-	-	-	-	-	-
Liquefied petroleum gas.....				-	-	-	-	-	-	-	-
Electric power.....	05	4		266.433	265.666	265.823	267.747	268.271	0.1	0.7	0.2
Residential electric power.....	05	41	12/90	224.522	224.337	224.165	225.814	226.033	-0.1	0.7	0.1
Residential electric power.....	05	4121	12/90	224.522	224.337	224.165	225.814	226.033	-0.1	0.7	0.1
Commercial electric power.....	05	42		251.595	251.007	251.448	253.378	255.460	0.2	0.8	0.8
Commercial electric power.....	05	4221	12/90	220.216	219.712	220.083	221.779	223.586	0.2	0.8	0.8
Industrial electric power.....	05	43		301.931	299.682	300.564	300.005	301.372	0.3	-0.2	0.5
Industrial electric power.....	05	4321	12/90	253.872	251.968	252.737	252.281	253.388	0.3	-0.2	0.4
Transportation electric power.....	05	46	12/10	131.593	128.639	129.803	132.047	132.978	0.9	1.7	0.7
Transportation electric power.....	05	4621	12/10	131.593	128.639	129.803	132.047	132.978	0.9	1.7	0.7
Utility natural gas.....	05	5	12/90	255.216	263.803	262.737	259.764	258.496	-0.4	-1.1	-0.5
Residential natural gas.....	05	51	12/90	268.790	273.162	270.592	270.156	268.601	-0.9	-0.2	-0.6
Residential natural gas.....	05	5121	12/90	268.790	273.162	270.592	270.156	268.601	-0.9	-0.2	-0.6

See footnotes at end of table.

Table 8. Producer price indexes and percentage changes for selected commodity and service groupings and individual items, seasonally adjusted — Continued
 [October 2023, Index base 1982=100, unless otherwise indicated]

Title	Commodity code		Other index base	Seasonally adjusted index ¹					Seasonally adjusted 1-month percent change ¹		
	Group code	Item code		June 2023	July 2023 ^P	Aug. 2023 ^P	Sept. 2023 ^P	Oct. 2023 ^P	July to Aug. ^P	Aug. to Sept. ^P	Sept. to Oct. ^P
Commercial natural gas.....	05	52	12/90	243.509	251.825	251.541	246.939	253.539	-0.1	-1.8	2.7
Commercial natural gas.....	05	5221	12/90	243.509	251.825	251.541	246.939	253.539	-0.1	-1.8	2.7
Industrial natural gas.....	05	53	12/90	197.074	215.963	216.588	211.087	197.232	0.3	-2.5	-6.6
Industrial natural gas.....	05	5321	12/90	197.074	215.963	216.588	211.087	197.232	0.3	-2.5	-6.6
Natural gas to electric power.....	05	54	12/90	214.943	225.327	225.520	221.212	219.537	0.1	-1.9	-0.8
Natural gas to electric power.....	05	5421	12/90	214.943	225.327	225.520	221.212	219.537	0.1	-1.9	-0.8
Crude petroleum (domestic production).....	05	6		-	-	-	-	-	-	-	-
Crude petroleum (domestic production).....	05	61		-	-	-	-	-	-	-	-
Crude petroleum (domestic production).....	05	6101		-	-	-	-	-	-	-	-
Petroleum products, refined.....	05	7		267.057	265.921	327.978	341.877	303.384	23.3	4.2	-11.3
Gasoline.....	05	71		241.453	242.273	287.634	302.334	256.177	18.7	5.1	-15.3
Unleaded premium gasoline.....	05	7103		270.745	269.230	310.640	331.381	287.716	15.4	6.7	-13.2
Unleaded regular gasoline.....	05	7104		234.077	235.756	282.131	295.601	247.742	19.7	4.8	-16.2
Unleaded mid-premium gasoline.....	05	7105	12/87	413.311	405.521	510.156	535.661	467.300	25.8	5.0	-12.8
Kerosene and jet fuels.....	05	72		-	-	-	-	-	-	-	-
Kerosene.....	05	7202		-	-	-	-	-	-	-	-
Jet fuel.....	05	7203		-	-	-	-	-	-	-	-
Light fuel oils.....	05	73		309.811	298.598	412.083	424.302	373.473	38.0	3.0	-12.0
Home heating oil and distillates.....	05	7302		214.533	248.505	300.105	327.205	290.803	20.8	9.0	-11.1
No. 2 diesel fuel.....	05	7303		330.673	314.918	438.494	449.844	395.701	39.2	2.6	-12.0
Residual fuels (heavy fuel oils, incl. #5, #6, & other residual fuels).....	05	74		-	-	-	-	-	-	-	-
Residual fuels (heavy fuel oils, incl. #5, #6, & other residual fuels).....	05	7407	06/85	-	-	-	-	-	-	-	-
Finished lubricants.....				-	-	-	-	-	-	-	-
Lubricating and similar oils.....	05	7604	06/85	-	-	-	-	-	-	-	-
Lubricating oil base stocks.....			06/09	-	-	-	-	-	-	-	-
Lubricating oil base stocks.....			06/09	-	-	-	-	-	-	-	-
Asphalt and other petroleum and coal products, n.e.c.....	05	8	12/84	335.817	336.064	345.317	383.064	443.654	2.8	10.9	15.8
Asphalt and other petroleum and coal products, n.e.c.....	05	81	12/84	335.817	336.064	345.317	383.064	443.654	2.8	10.9	15.8
Asphalt.....	05	8102	06/85	258.616	243.691	243.787	255.962	263.991	0.0	5.0	3.1
Other petroleum and coal products, including coke oven products, n.e.c.....			12/84	-	-	-	-	-	-	-	-
Industrial chemicals.....	06	1		313.918	306.693	306.367	309.702	318.729	-0.1	1.1	2.9
Basic inorganic chemicals.....	06	13		-	-	-	-	-	-	-	-
Inorganic chemicals, other than alkalis and chlorine.....	06	1302		-	-	-	-	-	-	-	-
Alkalis and chlorine, including natural sodium carbonate and sulfate.....	06	1303		-	-	-	-	-	-	-	-
Basic organic chemicals.....	06	14		304.537	298.445	299.069	302.881	315.204	0.2	1.3	4.1
Primary basic organic chemicals.....				-	-	-	-	-	-	-	-
Cyclic intermediate chemicals and dyes.....				-	-	-	-	-	-	-	-
Other basic organics.....	06	1403		306.153	307.647	309.428	311.721	313.498	0.6	0.7	0.6
Paints and allied products.....	06	2		-	-	-	-	-	-	-	-
Prepared paint.....	06	21		-	-	-	-	-	-	-	-
Architectural coatings.....	06	2101		-	-	-	-	-	-	-	-
OEM finishes excluding marine coatings.....			06/83	-	-	-	-	-	-	-	-
Special purpose coatings, incl. marine, industrial & construction coatings.....	06	2103	06/83	-	-	-	-	-	-	-	-
Paint materials.....	06	22		-	-	-	-	-	-	-	-
Paint colors.....				-	-	-	-	-	-	-	-
Kaolin and ball clay.....	06	2204		-	-	-	-	-	-	-	-
Allied and miscellaneous paint products.....	06	23	06/83	-	-	-	-	-	-	-	-
Allied and miscellaneous paint products.....	06	2301	06/83	-	-	-	-	-	-	-	-
Drugs and pharmaceuticals.....	06	3		663.121	666.534	666.540	668.419	669.611	0.0	0.3	0.2
Medicinal and botanical chemicals, drugs, and other products.....	06	31		-	-	-	-	-	-	-	-
Medicinal and botanical chemicals, drugs, and other products.....			06/82	-	-	-	-	-	-	-	-
Veterinary pharmaceutical preparations.....				-	-	-	-	-	-	-	-
Pharmaceuticals for veterinary use.....			12/87	-	-	-	-	-	-	-	-
Biological products, including diagnostics.....	06	37		324.834	328.384	328.038	329.977	329.613	-0.1	0.6	-0.1
Biological products, excluding diagnostic, for veterinary, industrial, and all other misc. uses.....	06	3717	12/04	-	-	-	-	-	-	-	-
Diagnostics.....			06/09	-	-	-	-	-	-	-	-
Biological products, excluding diagnostic, for human use.....	06	3719	06/09	154.049	156.539	156.954	157.497	158.048	0.3	0.3	0.3
Pharmaceutical preparations.....	06	38	06/01	288.750	289.728	289.904	290.455	291.121	0.1	0.2	0.2
Pharmaceuticals affecting neoplasms, the endocrine system, & metabolic diseases.....	06	3801	06/01	313.780	314.868	315.197	315.671	316.083	0.1	0.2	0.1
Pharmaceuticals acting on the central nervous system and the sense organs.....	06	3802	06/01	342.625	342.898	344.787	346.267	347.226	0.6	0.4	0.3
Pharmaceuticals acting on the cardiovascular system.....	06	3803	06/01	446.712	448.216	448.887	449.600	449.365	0.1	0.2	-0.1
Pharmaceuticals acting on the respiratory system.....	06	3804	06/01	231.125	231.782	224.392	224.859	225.062	-3.2	0.2	0.1
Pharmaceuticals acting on the digestive or the genito-urinary systems.....			06/01	-	-	-	-	-	-	-	-
Pharmaceuticals acting on the skin.....			06/01	-	-	-	-	-	-	-	-

See footnotes at end of table.

Table 8. Producer price indexes and percentage changes for selected commodity and service groupings and individual items, seasonally adjusted — Continued
 [October 2023, Index base 1982=100, unless otherwise indicated]

Title	Commodity code		Other index base	Seasonally adjusted index ¹					Seasonally adjusted 1-month percent change ¹		
	Group code	Item code		June 2023	July 2023 ^P	Aug. 2023 ^P	Sept. 2023 ^P	Oct. 2023 ^P	July to Aug. ^P	Aug. to Sept. ^P	Sept. to Oct. ^P
Vitamin, nutrient, and hematonic preparations.			06/01	-	-	-	-	-	-	-	-
Pharmaceuticals affecting parasitic and infective diseases.	06	3808	06/01	-	-	-	-	-	-	-	-
Fats and oils, inedible.	06	4		-	-	-	-	-	-	-	-
Fats and oils, inedible.	06	41		-	-	-	-	-	-	-	-
Fats and oils, inedible.	06	4101		-	-	-	-	-	-	-	-
Agricultural chemicals and chemical products.	06	5		285.853	273.974	280.680	277.823	279.483	2.4	-1.0	0.6
Mixed fertilizers.	06	51		-	-	-	-	-	-	-	-
Mixed fertilizers.	06	5105	06/86	-	-	-	-	-	-	-	-
Fertilizer materials.	06	52		296.667	271.467	284.267	287.179	294.966	4.7	1.0	2.7
Nitrogenates.	06	5201		310.230	318.749	325.883	324.244	324.705	2.2	-0.5	0.1
Phosphates.	06	5202		301.634	245.222	263.312	267.171	282.739	7.4	1.5	5.8
Other agricultural chemicals.	06	53		-	-	-	-	-	-	-	-
Other agricultural chemicals.	06	5301		-	-	-	-	-	-	-	-
Plastic resins and materials.	06	6		279.954	267.826	263.198	264.724	259.609	-1.7	0.6	-1.9
Thermoplastic resins and plastics materials.	06	62		281.606	269.663	263.897	265.472	260.684	-2.1	0.6	-1.8
Thermoplastic resins and plastics materials.	06	6212	12/03	195.687	187.388	183.381	184.476	181.148	-2.1	0.6	-1.8
Thermosetting resins and plastics materials.	06	63		-	-	-	-	-	-	-	-
Thermosetting resins and plastics materials.	06		12/98	-	-	-	-	-	-	-	-
Other chemicals and allied products.	06	7		-	-	-	-	-	-	-	-
Soaps and detergents.				-	-	-	-	-	-	-	-
Soaps and other detergents.			06/83	-	-	-	-	-	-	-	-
Polish and other sanitation goods.			06/83	-	-	-	-	-	-	-	-
Polish and other sanitation goods.			06/83	-	-	-	-	-	-	-	-
Cosmetics and other toilet preparations.	06	75		-	-	-	-	-	-	-	-
Shaving preparations.	06	7502		-	-	-	-	-	-	-	-
Perfumes, toilet waters, and colognes.	06	7503		-	-	-	-	-	-	-	-
Hair preparations (including shampoos).	06	7504		-	-	-	-	-	-	-	-
Toothpastes, denture cleaners, and mouthwashes.				-	-	-	-	-	-	-	-
Creams, lotions, and oils, excluding shaving, hair, and deodorant.			06/99	-	-	-	-	-	-	-	-
Other cosmetics and toilet preparations.			06/99	-	-	-	-	-	-	-	-
Misc. chemical prod. and preparations.	06	79		-	-	-	-	-	-	-	-
Explosives and blasting accessories.	06	7902		281.912	282.349	281.744	283.601	283.528	-0.2	0.7	0.0
Industrial gases.				-	-	-	-	-	-	-	-
Adhesives and sealants.	06	7904	12/83	-	-	-	-	-	-	-	-
Surface active agents.			12/83	-	-	-	-	-	-	-	-
Gum and wood chemicals, including wood distillation products.			06/84	-	-	-	-	-	-	-	-
Other miscellaneous chemical products.	06	7909		-	-	-	-	-	-	-	-
Rubber and rubber products.	07	1		-	-	-	-	-	-	-	-
Synthetic rubber, inc. styrene-butadiene rubber (SBR) and ethylene propylene.	07	11		-	-	-	-	-	-	-	-
Synthetic rubber.	07	1102		-	-	-	-	-	-	-	-
Tires, tubes, tread, & repair materials.	07	12		-	-	-	-	-	-	-	-
Tires.				-	-	-	-	-	-	-	-
Tread rubber, tire sundries, and repair materials.				-	-	-	-	-	-	-	-
Miscellaneous rubber products.	07	13		-	-	-	-	-	-	-	-
Rubber and plastics footwear, including athletic footwear.	07	1301		-	-	-	-	-	-	-	-
Rubber and plastic belts and belting.	07	1303		351.584	352.036	351.929	352.602	352.454	0.0	0.2	0.0
Rubber and plastics hose.	07	1304		-	-	-	-	-	-	-	-
Miscellaneous rubber products, n.e.c.	07	1306	06/83	-	-	-	-	-	-	-	-
Plastic products.	07	2		-	-	-	-	-	-	-	-
Plastic construction products.	07	21		-	-	-	-	-	-	-	-
Plastics construction products.	07	2106		-	-	-	-	-	-	-	-
Unsupported plastic film, sheet and other shapes.	07	22		-	-	-	-	-	-	-	-
Unsupported plastics film, sheet, and other shapes.	07	2205	12/82	-	-	-	-	-	-	-	-
Laminated plastic sheets, rods, and tubes.	07	23		-	-	-	-	-	-	-	-
Laminated plastics plates, sheet (except packaging), and shapes.	07	2304		-	-	-	-	-	-	-	-
Parts for manufacturing from plastics.				-	-	-	-	-	-	-	-
Parts for transportation equipment.				-	-	-	-	-	-	-	-
Other parts and components for manufacturing.				-	-	-	-	-	-	-	-
Foam components for furniture.	07	2603	12/82	-	-	-	-	-	-	-	-
Other plastic products.			12/82	-	-	-	-	-	-	-	-
Other plastics products.			12/82	-	-	-	-	-	-	-	-
Plastic packaging products.			12/06	-	-	-	-	-	-	-	-
Plastics packaging products.			12/06	-	-	-	-	-	-	-	-
Consumer, institutional, and commercial products, n.e.c.			12/06	-	-	-	-	-	-	-	-
All other consumer, institutional, and commercial products.			12/06	-	-	-	-	-	-	-	-

See footnotes at end of table.

Table 8. Producer price indexes and percentage changes for selected commodity and service groupings and individual items, seasonally adjusted — Continued
 [October 2023, Index base 1982=100, unless otherwise indicated]

Title	Commodity code		Other index base	Seasonally adjusted index ¹					Seasonally adjusted 1-month percent change ¹		
	Group code	Item code		June 2023	July 2023 ^P	Aug. 2023 ^P	Sept. 2023 ^P	Oct. 2023 ^P	July to Aug. ^P	Aug. to Sept. ^P	Sept. to Oct. ^P
Recyclable plastics.....	07	2C	12/11	83.480	84.171	81.043	77.455	-	-3.7	-4.4	-
Recyclable plastics.....	07	2C01	12/11	83.480	84.171	81.043	77.455	-	-3.7	-4.4	-
Lumber.....	08	1		257.580	269.892	258.403	261.034	257.517	-4.3	1.0	-1.3
Softwood lumber.....	08	11		267.246	290.356	274.258	277.762	269.867	-5.5	1.3	-2.8
Softwood cut stock and dimension.....	08	1105		253.672	257.830	251.065	255.225	249.335	-2.6	1.7	-2.3
Softwood lumber, not edge worked.....	08	1106	12/03	137.342	150.802	141.393	143.083	138.518	-6.2	1.2	-3.2
Softwood lumber, made from purchased lumber.....	08	1107	12/03	251.492	255.773	256.658	261.511	263.066	0.3	1.9	0.6
Hardwood lumber.....	08	12		-	-	-	-	-	-	-	-
Hardwood cut stock and dimension.....	08	1203		-	-	-	-	-	-	-	-
Hardwood flooring.....			06/84	-	-	-	-	-	-	-	-
Hardwood lumber, not edge worked.....	08	1205	12/03	-	-	-	-	-	-	-	-
Millwork.....	08	2		353.584	353.222	350.018	350.934	351.880	-0.9	0.3	0.3
General millwork.....	08	21		332.709	331.989	329.455	329.562	330.692	-0.8	0.0	0.3
General millwork.....	08	2101		332.709	331.989	329.455	329.562	330.692	-0.8	0.0	0.3
Prefabricated structural members.....	08	22		-	-	-	-	-	-	-	-
Prefabricated structural members.....	08	2201		-	-	-	-	-	-	-	-
Plywood.....	08	3		-	-	-	-	-	-	-	-
Softwood veneer and plywood.....	08	31		-	-	-	-	-	-	-	-
Softwood veneer and plywood.....				-	-	-	-	-	-	-	-
Hardwood veneer and plywood.....			12/05	-	-	-	-	-	-	-	-
Hardwood veneer and plywood.....			12/05	-	-	-	-	-	-	-	-
Other wood products.....	08	4		218.745	217.663	216.830	216.085	212.476	-0.4	-0.3	-1.7
Wood pallets and pallet containers, wood and metal combination.....	08	41		-	-	-	-	-	-	-	-
Wood pallets and pallet containers.....	08	4101		-	-	-	-	-	-	-	-
Wood boxes.....	08	42		-	-	-	-	-	-	-	-
Wood boxes.....	08	4201		-	-	-	-	-	-	-	-
Miscellaneous wood products.....	08	49		150.473	151.318	152.000	152.449	151.055	0.5	0.3	-0.9
Wood ties, siding, shingles, and shakes, and contract sawing of logs owned by others.....			12/03	-	-	-	-	-	-	-	-
Sawn wood fence stock, wood lath, and contract resawing and planing.....			12/03	-	-	-	-	-	-	-	-
All other miscellaneous wood products.....	08	4909	06/84	235.482	236.809	236.804	237.632	235.007	0.0	0.3	-1.1
Logs, bolts, timber, pulpwood and wood chips.....	08	5		-	-	-	-	-	-	-	-
Logs, bolts, timber, pulpwood and wood chips.....	08	51		-	-	-	-	-	-	-	-
Logs, bolts, timber, pulpwood and wood chips.....	08	5105	12/11	-	-	-	-	-	-	-	-
Prefabricated wood buildings & components.....	08	6	12/84	378.519	379.314	382.809	383.671	387.655	0.9	0.2	1.0
Prefabricated wood buildings & components.....	08	61	12/84	378.519	379.314	382.809	383.671	387.655	0.9	0.2	1.0
Prefabricated wood buildings and components.....	08	6101	12/84	378.519	379.314	382.809	383.671	387.655	0.9	0.2	1.0
Treated wood and contract wood preserving.....	08	7	06/85	-	-	-	-	-	-	-	-
Treated wood and contract wood preserving.....	08	71	06/85	-	-	-	-	-	-	-	-
Treated wood.....	08	7101	06/85	-	-	-	-	-	-	-	-
Contract wood preservation.....	08	7102	06/85	-	-	-	-	-	-	-	-
Pulp, paper, and prod., ex. bldg. paper.....	09	1		-	-	-	-	-	-	-	-
Wood pulp.....	09	11		-	-	-	-	-	-	-	-
Wood pulp.....	09	1105	06/06	-	-	-	-	-	-	-	-
Recyclable paper.....	09	12		-	-	-	-	-	-	-	-
News and other low grade recyclable paper.....	09	1201		-	-	-	-	-	-	-	-
Corrugated recyclable paper.....	09	1203		-	-	-	-	-	-	-	-
High grade recyclable paper (including pulp substitutes and deinking).....	09	1207	12/86	-	-	-	-	-	-	-	-
Paper.....	09	13		-	-	-	-	-	-	-	-
Writing and printing papers.....	09	1301		-	-	-	-	-	-	-	-
Newsprint.....				-	-	-	-	-	-	-	-
Packaging and industrial converting paper.....	09	1303		-	-	-	-	-	-	-	-
All other coated and processed papers.....			12/82	-	-	-	-	-	-	-	-
Paperboard.....	09	14		-	-	-	-	-	-	-	-
Corrugated paperboard in sheets and rolls, lined and unlined.....	09	1405		-	-	-	-	-	-	-	-
Paperboard, excluding corrugated paperboard in sheets and rolls.....	09	1411	12/82	-	-	-	-	-	-	-	-
Converted paper and paperboard products.....	09	15		-	-	-	-	-	-	-	-
Sanitary paper products, including stock.....	09	1501		-	-	-	-	-	-	-	-
Paper, plastic, and foil bags.....	09	1502		-	-	-	-	-	-	-	-
Paper boxes and containers.....	09	1503		-	-	-	-	-	-	-	-
Other corrugated and solid fiber products, including containers, pallets, pads, etc.....	09	1504		-	-	-	-	-	-	-	-
Office supplies and accessories.....	09	1506		-	-	-	-	-	-	-	-
Fiber cans, tubes, and similar fiber products.....	09	1507		-	-	-	-	-	-	-	-
Molded pulp goods, including egg cartons, florists pots, food trays, etc.....			06/85	-	-	-	-	-	-	-	-
Miscellaneous converted paper and paperboard products.....	09	1509	12/84	-	-	-	-	-	-	-	-

See footnotes at end of table.

Table 8. Producer price indexes and percentage changes for selected commodity and service groupings and individual items, seasonally adjusted — Continued
 [October 2023, Index base 1982=100, unless otherwise indicated]

Title	Commodity code		Other index base	Seasonally adjusted index ¹					Seasonally adjusted 1-month percent change ¹		
	Group code	Item code		June 2023	July 2023 ^P	Aug. 2023 ^P	Sept. 2023 ^P	Oct. 2023 ^P	July to Aug. ^P	Aug. to Sept. ^P	Sept. to Oct. ^P
Pressure-sensitive products.....			12/82	-	-	-	-	-	-	-	-
Pressure-sensitive products.....			12/82	-	-	-	-	-	-	-	-
Building paper & building board mill prods.....	09	2		-	-	-	-	-	-	-	-
Hardboard, particleboard & fiberboard prods.....	09	22		-	-	-	-	-	-	-	-
Particleboard and fiberboard.....				-	-	-	-	-	-	-	-
Hardboard products.....			06/84	-	-	-	-	-	-	-	-
Publications, printed matter and printing material.....			06/09	-	-	-	-	-	-	-	-
Books printing.....	09	44	12/83	-	-	-	-	-	-	-	-
Books printing.....	09	4401	12/83	-	-	-	-	-	-	-	-
Manifold business forms printing.....			12/83	-	-	-	-	-	-	-	-
Manifold business forms printing.....			12/83	-	-	-	-	-	-	-	-
Commercial printing.....	09	47	06/82	-	-	-	-	-	-	-	-
Magazine and periodical printing.....	09	4701	06/82	-	-	-	-	-	-	-	-
Label and wrapper printing for packaging.....			06/82	-	-	-	-	-	-	-	-
Catalog and directory printing.....	09	4703	06/82	-	-	-	-	-	-	-	-
Advertising printing.....	09	4705	06/82	-	-	-	-	-	-	-	-
Other general job printing.....	09	4706	06/82	-	-	-	-	-	-	-	-
Other commercial printing, incl. screen, engraving, digital, & general job exc. labels/wrappers.....			12/88	-	-	-	-	-	-	-	-
Blankbooks, binders, and bookbinding work.....	09	48	06/85	-	-	-	-	-	-	-	-
Tradebinding and related work.....	09	4802	12/85	-	-	-	-	-	-	-	-
Services for the printing trade.....	09	49	06/85	-	-	-	-	-	-	-	-
Prepress services, including platemaking.....	09	4905	12/03	-	-	-	-	-	-	-	-
Iron and steel.....	10	1		344.330	330.285	331.310	326.911	322.766	0.3	-1.3	-1.3
Iron ores.....	10	11		-	-	-	-	-	-	-	-
Iron ores.....	10	1105	12/97	-	-	-	-	-	-	-	-
Iron and steel scrap.....	10	12		545.543	559.513	575.577	579.968	582.477	2.9	0.8	0.4
Carbon steel scrap.....	10	1211	12/86	506.231	518.003	536.307	539.995	541.889	3.5	0.7	0.4
Stainless and other alloy steel scrap.....	10	1212	12/86	-	-	-	-	-	-	-	-
Cast iron scrap.....	10	1213	12/86	287.957	279.373	288.527	280.885	285.402	3.3	-2.6	1.6
Other ferrous scrap.....	10	1215	06/06	-	-	-	-	-	-	-	-
Foundry and forge shop products.....	10	15		-	-	-	-	-	-	-	-
Pressure and soil pipe and fittings, cast iron.....	10	1502		-	-	-	-	-	-	-	-
Other gray and ductile iron castings.....	10	1504		-	-	-	-	-	-	-	-
Standard and pearlitic malleable iron castings.....	10	1505		-	-	-	-	-	-	-	-
Steel investment castings.....	10	1506		-	-	-	-	-	-	-	-
Carbon steel castings, except investment.....	10	1507		-	-	-	-	-	-	-	-
High alloy steel castings, excluding investment.....	10	1508		-	-	-	-	-	-	-	-
Other alloy steel castings, except investment.....	10	1509		-	-	-	-	-	-	-	-
Other forge shop products.....	10	1513	06/82	-	-	-	-	-	-	-	-
Steel mill products.....	10	17		-	-	-	-	-	-	-	-
Semifinished steel mill products.....	10	1702	06/82	452.269	445.979	447.883	447.436	445.224	0.4	-0.1	-0.5
Hot rolled steel bars, plates, and structural shapes.....	10	1704	06/82	297.273	290.754	292.869	289.768	289.966	0.7	-1.1	0.1
Steel wire.....	10	1705	06/82	-	-	-	-	-	-	-	-
Steel pipe and tube.....	10	1706	06/82	-	-	-	-	-	-	-	-
Cold rolled steel sheet and strip.....	10	1707	06/82	-	-	-	-	-	-	-	-
Cold finished steel bars and bar shapes.....	10	1708	06/82	-	-	-	-	-	-	-	-
Electrometallurgical ferroalloy products.....	10	1712	12/17	136.768	135.090	136.048	133.292	130.791	0.7	-2.0	-1.9
Nonferrous metals.....	10	2		328.729	324.838	322.064	321.108	319.808	-0.9	-0.3	-0.4
Nonferrous metal ores.....			12/83	-	-	-	-	-	-	-	-
Other metal ores.....			12/03	-	-	-	-	-	-	-	-
Primary nonferrous metals.....	10	22		-	-	-	-	-	-	-	-
Primary nonferrous metals.....				-	-	-	-	-	-	-	-
Nonferrous scrap.....	10	23		454.310	445.819	446.614	443.404	438.664	0.2	-0.7	-1.1
Copper base scrap.....	10	2301		-	-	-	-	-	-	-	-
Aluminum base scrap.....	10	2302		253.462	252.925	253.584	253.820	257.494	0.3	0.1	1.4
Other nonferrous scrap (including lead, zinc and precious metals).....	10	2303		-	-	-	-	-	-	-	-
Secondary nonferrous metals.....	10	24		-	-	-	-	-	-	-	-
Secondary aluminum.....	10	2402		-	-	-	-	-	-	-	-
Secondary copper, alloyed and unalloyed.....	10	2403		-	-	-	-	-	-	-	-
Secondary precious metals.....				-	-	-	-	-	-	-	-
All other miscellaneous secondary nonferrous metals, including lead and zinc.....			06/11	-	-	-	-	-	-	-	-
Nonferrous mill shapes.....	10	25		-	-	-	-	-	-	-	-
Aluminum mill shapes.....				-	-	-	-	-	-	-	-
Copper and brass mill shapes.....	10	2502		-	-	-	-	-	-	-	-
Nickel and nickel-base alloy mill shapes.....	10	2504		-	-	-	-	-	-	-	-

See footnotes at end of table.

Table 8. Producer price indexes and percentage changes for selected commodity and service groupings and individual items, seasonally adjusted — Continued
 [October 2023, Index base 1982=100, unless otherwise indicated]

Title	Commodity code		Other index base	Seasonally adjusted index ¹					Seasonally adjusted 1-month percent change ¹		
	Group code	Item code		June 2023	July 2023 ^P	Aug. 2023 ^P	Sept. 2023 ^P	Oct. 2023 ^P	July to Aug. ^P	Aug. to Sept. ^P	Sept. to Oct. ^P
Titanium and titanium-base alloy mill shapes.....				-	-	-	-	-	-	-	-
Other nonferrous mill shapes.....				-	-	-	-	-	-	-	-
Nonferrous wire and cable.....	10	26		-	-	-	-	-	-	-	-
Nonferrous wire and cable.....			12/82	-	-	-	-	-	-	-	-
Nonferrous forge shop products.....	10	27	12/83	210.900	211.052	211.148	210.983	214.661	0.0	-0.1	1.7
Nonferrous forge shop products.....	10	2701	12/83	210.900	211.052	211.148	210.983	214.661	0.0	-0.1	1.7
Nonferrous foundry shop products.....	10	28		276.217	276.865	277.623	277.129	278.656	0.3	-0.2	0.6
Aluminum castings.....	10	2802		232.435	232.490	233.292	233.140	233.308	0.3	-0.1	0.1
Castings, nonferrous (except aluminum).....			12/11	-	-	-	-	-	-	-	-
Metal containers.....	10	3		-	-	-	-	-	-	-	-
Metal cans and can components.....	10	31		-	-	-	-	-	-	-	-
Steel cans and tinware end products.....	10	3102		-	-	-	-	-	-	-	-
Aluminum cans and can components.....	10	3103		-	-	-	-	-	-	-	-
Barrels, drums, pails and other metal containers.....	10	32		-	-	-	-	-	-	-	-
Barrels, drums, pails and other metal containers.....	10	3201		-	-	-	-	-	-	-	-
Hardware.....	10	4		-	-	-	-	-	-	-	-
Hardware, n.e.c.....	10	41		-	-	-	-	-	-	-	-
Builders' hardware.....	10	4101		-	-	-	-	-	-	-	-
Transportation equipment hardware.....				-	-	-	-	-	-	-	-
Furniture hardware.....				-	-	-	-	-	-	-	-
Other miscellaneous hardware.....			06/85	-	-	-	-	-	-	-	-
Hand and edge tools.....	10	42		-	-	-	-	-	-	-	-
Hand and edge tools.....	10	4201		-	-	-	-	-	-	-	-
Plumbing fixtures and fittings.....	10	5		333.475	335.362	336.244	336.305	337.864	0.3	0.0	0.5
Plumbing fixture fittings and trim.....	10	54		394.237	394.781	396.357	398.636	399.758	0.4	0.6	0.3
Plumbing fixtures, fittings, and trim.....	10	5402		394.017	394.557	396.108	398.369	399.392	0.4	0.6	0.3
Enameled iron & metal sanitary ware.....	10	56	12/86	-	-	-	-	-	-	-	-
Enameled iron and metal sanitary ware.....	10	5601	12/86	-	-	-	-	-	-	-	-
Heating equipment.....	10	6		-	-	-	-	-	-	-	-
Steam and hot water equipment.....	10	61		-	-	-	-	-	-	-	-
Steam and hot water equipment.....	10	6101		-	-	-	-	-	-	-	-
Furnaces and heaters, including parts.....	10	62		-	-	-	-	-	-	-	-
Furnaces and heaters, including parts.....	10	6201		-	-	-	-	-	-	-	-
Other heating equipment, non-electric, including parts.....	10	63		369.766	368.736	370.948	373.757	373.100	0.6	0.8	-0.2
Other heating equipment, non-electric, including parts.....	10	6301		369.766	368.736	370.948	373.757	373.100	0.6	0.8	-0.2
Domestic heating stoves.....	10	64		-	-	-	-	-	-	-	-
Domestic heating stoves.....	10	6401		-	-	-	-	-	-	-	-
Domestic water heaters.....	10	66		-	-	-	-	-	-	-	-
Domestic water heaters.....	10	6601		-	-	-	-	-	-	-	-
Fabricated structural metal products.....	10	7		360.643	362.054	362.297	362.983	365.930	0.1	0.2	0.8
Metal doors, sash, and trim.....	10	71		-	-	-	-	-	-	-	-
Metal doors and frames (except storm).....	10	7102	06/83	-	-	-	-	-	-	-	-
Metal windows (except storm sash).....			06/83	-	-	-	-	-	-	-	-
Metal molding and trim and store fronts.....			06/83	-	-	-	-	-	-	-	-
Metal combination screen, storm sash, and storm doors.....			06/83	-	-	-	-	-	-	-	-
Metal window and door screens (except combination screens) and metal weather strip.....			05/16	-	-	-	-	-	-	-	-
Metal tanks.....	10	72		-	-	-	-	-	-	-	-
Metal tanks.....	10	7201		-	-	-	-	-	-	-	-
Sheet metal products.....	10	73		-	-	-	-	-	-	-	-
Sheet metal products.....	10	7301		-	-	-	-	-	-	-	-
Structural, architectural, and pre-engineered metal products.....	10	74		356.213	357.120	356.210	355.350	359.536	-0.3	-0.2	1.2
Fabricated structural metal.....	10	7405		356.992	357.836	357.880	357.838	365.990	0.0	0.0	2.3
Custom roll form products.....	10	7407		-	-	-	-	-	-	-	-
Ornamental and architectural metal work.....			12/83	-	-	-	-	-	-	-	-
Fabricated metal pipe, tube, and fittings.....			12/11	-	-	-	-	-	-	-	-
Heat exchangers and steam condensers.....				-	-	-	-	-	-	-	-
Heat exchangers and steam condensers.....	10	7501		-	-	-	-	-	-	-	-
Fabricated steel plate.....	10	76		-	-	-	-	-	-	-	-
Fabricated steel plate.....	10	7601		-	-	-	-	-	-	-	-
Prefabricated metal buildings.....	10	79		-	-	-	-	-	-	-	-
Prefabricated metal building systems (excl. farm service bldgs, residential bldgs, and parts).....	10	7901		-	-	-	-	-	-	-	-
Farm service buildings and other prefabricated and portable buildings, steel and aluminum.....	10	7902		-	-	-	-	-	-	-	-
Panels, parts, and sections for prefabricated buildings, steel and aluminum.....				-	-	-	-	-	-	-	-

See footnotes at end of table.

Table 8. Producer price indexes and percentage changes for selected commodity and service groupings and individual items, seasonally adjusted — Continued
 [October 2023, Index base 1982=100, unless otherwise indicated]

Title	Commodity code		Other index base	Seasonally adjusted index ¹					Seasonally adjusted 1-month percent change ¹		
	Group code	Item code		June 2023	July 2023 ^P	Aug. 2023 ^P	Sept. 2023 ^P	Oct. 2023 ^P	July to Aug. ^P	Aug. to Sept. ^P	Sept. to Oct. ^P
Miscellaneous metal products.....	10	8		-	-	-	-	-	-	-	-
Bolts, nuts, screws, rivets, and washers.....	10	81		-	-	-	-	-	-	-	-
Externally threaded fasteners, except aircraft types.....			06/82	-	-	-	-	-	-	-	-
Internally threaded fasteners, except aircraft types.....			06/82	-	-	-	-	-	-	-	-
Nonthreaded metal fasteners, except aircraft types.....			06/82	-	-	-	-	-	-	-	-
Aircraft fasteners, except plastics (including aerospace).....			06/82	-	-	-	-	-	-	-	-
Formed products, except fasteners, made by cold-, warm-, or hot-heading processes.....			06/82	-	-	-	-	-	-	-	-
Lighting fixtures.....	10	83		-	-	-	-	-	-	-	-
Residential electric lighting fixtures, except portable.....				-	-	-	-	-	-	-	-
Commercial, institutional and industrial electric lighting fixtures.....	10	8303		-	-	-	-	-	-	-	-
Other lighting equipment.....	10	8305		-	-	-	-	-	-	-	-
Ammunition, except for small arms.....			12/85	-	-	-	-	-	-	-	-
Ammunition, except for small arms.....			12/85	-	-	-	-	-	-	-	-
Ordnance and ordnance accessories, n.e.c.....			12/85	-	-	-	-	-	-	-	-
Ordnance and ordnance accessories, n.e.c.....			12/85	-	-	-	-	-	-	-	-
Fabricated ferrous wire products.....	10	88		-	-	-	-	-	-	-	-
Ferrous wire rope, cable, forms and strand.....			06/82	-	-	-	-	-	-	-	-
Ferrous wire cloth, other woven wire products.....	10	8807		-	-	-	-	-	-	-	-
Other fabricated ferrous wire products.....	10	8809		-	-	-	-	-	-	-	-
Steel nails, staples, tacks, spikes and brads.....			06/09	-	-	-	-	-	-	-	-
Other miscellaneous metal products.....	10	89		-	-	-	-	-	-	-	-
Wire springs.....				-	-	-	-	-	-	-	-
Other metal products.....	10	8905		-	-	-	-	-	-	-	-
Metal stampings n.e.c.....			06/84	-	-	-	-	-	-	-	-
Metal foil and leaf.....			12/84	-	-	-	-	-	-	-	-
Heavy gauge springs.....	10	8909		-	-	-	-	-	-	-	-
Heavy gauge springs.....			06/04	-	-	-	-	-	-	-	-
Agricultural machinery and equipment.....	11	1		316.063	317.725	318.222	319.235	318.803	0.2	0.3	-0.1
Agricultural machinery and equipment.....	11	14	12/02	197.905	198.913	199.205	199.843	199.598	0.1	0.3	-0.1
Commercial turf and grounds care equipment, including parts and attachments.....	11	1401	12/02	-	-	-	-	-	-	-	-
Farm plows, harrows, rollers, pulverizers, etc., and attachments.....			12/02	-	-	-	-	-	-	-	-
Farm dairy equipment, sprayers and dusters, farm blowers, and attachments.....			12/02	-	-	-	-	-	-	-	-
Planting, seeding, and fertilizing machinery and attachments.....	11	1405	12/02	-	-	-	-	-	-	-	-
Harvesting machinery (except hay and straw) and attachments.....	11	1406	12/82	-	-	-	-	-	-	-	-
Haying machinery and attachments.....	11	1407	12/82	318.826	336.686	334.848	331.316	330.546	-0.5	-1.1	-0.2
All other farm machinery and equipment, excluding parts, including attachments.....			12/02	-	-	-	-	-	-	-	-
Parts for farm machinery, for sale separately.....			12/02	-	-	-	-	-	-	-	-
Construction machinery and equipment.....	11	2		-	-	-	-	-	-	-	-
Tractors and attachments, ex. parts.....			12/99	-	-	-	-	-	-	-	-
Construction machinery for mounting (excluding parts, winches, snow clearing attachments).....			12/99	-	-	-	-	-	-	-	-
Tractor shovel loaders (skid steer, wheel, crawler, and integral design backhoes).....	11	2A04		-	-	-	-	-	-	-	-
Construction wheel and crawler tractors, dozers, self-propelled log skidders, etc.....			12/03	-	-	-	-	-	-	-	-
Power cranes, draglines, & shovels (excavators) (incl. surface mining equipment) (excl. parts).....	11	2B	12/99	-	-	-	-	-	-	-	-
Power cranes, draglines, & shovels (excavators) (incl. surface mining equip.) (excluding parts).....	11	2B05	12/99	-	-	-	-	-	-	-	-
Mixers, pavers, and related equipment (excluding parts).....	11	2C		-	-	-	-	-	-	-	-
Mixers, pavers, and related equipment (excluding parts).....	11	2C01		-	-	-	-	-	-	-	-
Off-highway, equipment, ex. parts.....			12/99	-	-	-	-	-	-	-	-
Graders, rollers & compactors, rough-terrain forklifts, scrapers, trenchers, etc. (excl. parts).....			12/03	-	-	-	-	-	-	-	-
Misc. construction machinery and equipment.....	11	2J	12/05	-	-	-	-	-	-	-	-
Winches, aerial work platforms, and automotive wrecker hoists, including parts and attachments.....			12/05	-	-	-	-	-	-	-	-
Other construction machinery and equipment (excluding parts).....	11	2J03	12/03	-	-	-	-	-	-	-	-
Parts for construction machinery and equipment, sold separately.....			12/99	-	-	-	-	-	-	-	-
Parts for construction machinery and equipment, sold separately.....			12/99	-	-	-	-	-	-	-	-
Metalworking machinery and equipment.....	11	3		239.898	240.499	241.569	242.856	243.238	0.4	0.5	0.2
Power-driven handtools, including parts and attachments.....	11	32		237.505	238.119	239.041	239.626	238.487	0.4	0.2	-0.5
Power-driven handtools, including parts and attachments.....	11	3211	12/04	161.821	162.203	162.839	163.238	162.424	0.4	0.2	-0.5
Welding machines and equipment.....	11	33		395.475	394.162	395.017	395.375	398.022	0.2	0.1	0.7
Arc welding machines, components, and accessories, excluding electrodes and stud welding equip.....	11	3301		429.778	427.068	426.693	427.884	430.110	-0.1	0.3	0.5
Resistance welders, components, accessories, and electrodes.....				-	-	-	-	-	-	-	-

See footnotes at end of table.

Table 8. Producer price indexes and percentage changes for selected commodity and service groupings and individual items, seasonally adjusted — Continued
 [October 2023, Index base 1982=100, unless otherwise indicated]

Title	Commodity code		Other index base	Seasonally adjusted index ¹					Seasonally adjusted 1-month percent change ¹		
	Group code	Item code		June 2023	July 2023 ^P	Aug. 2023 ^P	Sept. 2023 ^P	Oct. 2023 ^P	July to Aug. ^P	Aug. to Sept. ^P	Sept. to Oct. ^P
Gas welding and cutting equipment, parts, attachments, and accessories. . .	11	3304		-	-	-	-	-	-	-	-
Other welding equipment, components, and accessories (excluding arc, resistance, and gas)			12/00	-	-	-	-	-	-	-	-
Industrial process furnaces and ovens.	11	34		-	-	-	-	-	-	-	-
Industrial process furnaces and ovens, except parts and attachments.	11	3407	12/04	-	-	-	-	-	-	-	-
Parts and attachments for industrial process furnaces and ovens.			06/11	-	-	-	-	-	-	-	-
Cutting tools and accessories.	11	35		-	-	-	-	-	-	-	-
Small cutting tools.	11	3501		-	-	-	-	-	-	-	-
Other machine tool attachments and accessories.	11	3505	06/83	274.005	274.097	274.394	275.593	276.004	0.1	0.4	0.1
Abrasive products.	11	36		-	-	-	-	-	-	-	-
Nonmetallic sized grains, powders, and flour abrasives (incl. graded only)				-	-	-	-	-	-	-	-
Nonmetallic abrasive products (including diamond abrasives)	11	3603		-	-	-	-	-	-	-	-
Nonmetallic coated abrasive products and buffing wheels, polishing wheels, and laps.	11	3605		-	-	-	-	-	-	-	-
Metal cutting machine tools.	11	37		-	-	-	-	-	-	-	-
Other metal-cutting machine tools.			12/09	-	-	-	-	-	-	-	-
Metal machining centers.			12/09	-	-	-	-	-	-	-	-
Rebuilt metal-cutting machine tools and parts for metal-cutting machine tools.			12/02	-	-	-	-	-	-	-	-
Metal forming machine tools.	11	38		273.899	274.674	274.746	296.307	297.254	0.0	7.8	0.3
Metal-forming machine tools (except rebuilt and parts)	11	3826	12/09	136.546	136.841	136.887	153.235	153.749	0.0	11.9	0.3
Rebuilt metal-forming machine tools and parts for metal-forming machine tools.			12/02	-	-	-	-	-	-	-	-
Tools, dies, jigs, fixtures & ind. molds.				-	-	-	-	-	-	-	-
Special tools, dies, jigs, and fixtures.				-	-	-	-	-	-	-	-
Industrial molds and mold boxes.				-	-	-	-	-	-	-	-
Metalworking machinery n. e. c.			06/83	-	-	-	-	-	-	-	-
Rolling mill and other metalworking machinery, including assembly machines.			09/23	-	-	-	-	-	-	-	-
General purpose machinery and equipment.	11	4		327.531	328.502	329.773	331.441	333.478	0.4	0.5	0.6
Pumps, compressors, and equipment.	11	41		350.427	355.499	357.380	356.143	357.442	0.5	-0.3	0.4
Industrial pumps, except hydraulic fluid power pumps.	11	4102		362.373	377.205	378.234	373.738	373.969	0.3	-1.2	0.1
Parts and attachments for air and gas compressors and vacuum pumps.	11	4107	06/84	-	-	-	-	-	-	-	-
Domestic water systems.	11	4113	12/03	-	-	-	-	-	-	-	-
Air and gas compressors and vacuum pumps.	11	4115	06/05	-	-	-	-	-	-	-	-
Other pumps, including parts and attachments.	11	4119	12/83	-	-	-	-	-	-	-	-
Elevators, escalators, and other lifts.	11	42		-	-	-	-	-	-	-	-
Elevators and moving stairways.				-	-	-	-	-	-	-	-
Parts and attachments for elevators and moving stairs (sold separately)	11	4202		-	-	-	-	-	-	-	-
Fluid power equipment.	11	43		358.651	360.173	359.263	360.970	369.115	-0.3	0.5	2.3
Fluid power pumps and parts.	11	4301		288.566	289.434	289.238	292.333	292.979	-0.1	1.1	0.2
Fluid power valves.	11	4302		-	-	-	-	-	-	-	-
Fluid power cylinders, actuators, accumulators, cushions, & parts.	11	4303		-	-	-	-	-	-	-	-
Fluid power hose and tube fittings.				-	-	-	-	-	-	-	-
Parts for fluid power valves.	11	4305	06/91	-	-	-	-	-	-	-	-
Industrial material handling equipment.	11	44		-	-	-	-	-	-	-	-
Conveying equipment, except parts and accessories.	11	4402		-	-	-	-	-	-	-	-
Industrial trucks, trailers, and stackers.	11	4403		-	-	-	-	-	-	-	-
Hoists, overhead cranes, and monorail systems.	11	4404		-	-	-	-	-	-	-	-
Parts and accessories for conveyors and conveying systems.			09/18	-	-	-	-	-	-	-	-
Mechanical power transmission equipment.	11	45		-	-	-	-	-	-	-	-
Speed changers, drives, gears.	11	4501		-	-	-	-	-	-	-	-
Other power transmission equipment.	11	4502	12/84	-	-	-	-	-	-	-	-
Scales and balances.	11	46		-	-	-	-	-	-	-	-
Vehicle and industrial scales.	11	4611	12/91	-	-	-	-	-	-	-	-
Retail, commercial, household, and mailing scales and balances.	11	4612	12/91	-	-	-	-	-	-	-	-
Parts, attachments, and accessories for scales and balances.	11	4613	12/91	-	-	-	-	-	-	-	-
Air purification equipment and industrial and commercial fans and blowers.	11	47		300.633	299.603	299.034	299.956	299.399	-0.2	0.3	-0.2
Fan, blower, air purification equipment.	11	4701		300.633	299.603	299.034	299.956	299.399	-0.2	0.3	-0.2
Air conditioning and refrigeration equip.	11	48		289.731	291.287	292.755	293.479	294.765	0.5	0.2	0.4
Unitary air-conditioners, except air source heat pumps.				-	-	-	-	-	-	-	-
Commercial refrigeration equipment.	11	4803		403.436	404.026	406.986	410.351	409.797	0.7	0.8	-0.1
All other miscellaneous refrigeration and air-conditioning equipment.	11	4806		-	-	-	-	-	-	-	-
Heat transfer equipment, including heat pumps.	11	4807	12/11	169.859	170.915	170.629	171.012	172.505	-0.2	0.2	0.9
Parts and accessories for air conditioning and heat transfer equipment.	11	4809	12/89	-	-	-	-	-	-	-	-
Refrigeration condensing units.			01/19	-	-	-	-	-	-	-	-
Miscellaneous general purpose equipment.	11	49		362.071	361.474	363.384	368.483	369.559	0.5	1.4	0.3
Metal valves, except fluid power.	11	4902	12/82	433.597	434.166	436.807	437.879	443.401	0.6	0.2	1.3
Metal pipe fittings, flanges, and unions.			12/82	-	-	-	-	-	-	-	-

See footnotes at end of table.

Table 8. Producer price indexes and percentage changes for selected commodity and service groupings and individual items, seasonally adjusted — Continued
 [October 2023, Index base 1982=100, unless otherwise indicated]

Title	Commodity code		Other index base	Seasonally adjusted index ¹					Seasonally adjusted 1-month percent change ¹		
	Group code	Item code		June 2023	July 2023 ^P	Aug. 2023 ^P	Sept. 2023 ^P	Oct. 2023 ^P	July to Aug. ^P	Aug. to Sept. ^P	Sept. to Oct. ^P
Ball and roller bearings.....	11	4905		-	-	-	-	-	-	-	-
Industrial patterns.....	11	4907	12/84	-	-	-	-	-	-	-	-
Filters and strainers.....	11	4908	12/84	-	-	-	-	-	-	-	-
Other miscellaneous general purpose equipment.....	11	4911	12/84	257.581	257.436	261.475	261.640	261.491	1.6	0.1	-0.1
Electronic computers and computer equipment.....			02/23	-	-	-	-	-	-	-	-
Electronic computers.....			02/23	-	-	-	-	-	-	-	-
Electronic computers.....			02/23	-	-	-	-	-	-	-	-
Computer storage devices.....			12/04	-	-	-	-	-	-	-	-
Computer storage devices (except parts, attachments and accessories).....			12/04	-	-	-	-	-	-	-	-
Computer peripheral equipment and parts.....			12/98	-	-	-	-	-	-	-	-
Parts, attachments, and accessories for computer terminals and peripherals.....			12/98	-	-	-	-	-	-	-	-
Computer terminals (including POS and funds-transfer devices) and other computer peripherals.....			06/99	-	-	-	-	-	-	-	-
Special industry machinery and equipment.....	11	6		278.498	278.301	278.286	279.028	278.882	0.0	0.3	-0.1
Food products machinery.....	11	61		367.373	367.984	369.328	369.450	372.135	0.4	0.0	0.7
Dairy and milk products plant machinery and equipment.....				-	-	-	-	-	-	-	-
Commercial food products machinery (except packaging and cooking equipment).....	11	6104		-	-	-	-	-	-	-	-
Industrial food products machinery for processing foods, beverages, & animal & fowl feed.....	11	6105	12/83	381.685	382.961	383.622	383.633	387.816	0.2	0.0	1.1
Textile machinery and equipment.....	11	62		-	-	-	-	-	-	-	-
Textile machinery (except parts, attachments, and accessories).....	11	6212	06/86	-	-	-	-	-	-	-	-
Textile machinery parts and attachments.....				-	-	-	-	-	-	-	-
Sawmill and woodworking machinery.....	11	63		-	-	-	-	-	-	-	-
Sawmill and woodworking machinery.....			12/04	-	-	-	-	-	-	-	-
Paper industries machinery.....	11	64	06/82	-	-	-	-	-	-	-	-
Paper industries machinery.....	11	6401	06/82	-	-	-	-	-	-	-	-
Printing trades machinery and equipment.....				-	-	-	-	-	-	-	-
Other printing machinery and equipment.....			12/82	-	-	-	-	-	-	-	-
Other special industry machinery.....	11	66		259.253	258.597	258.325	259.491	258.078	-0.1	0.5	-0.5
Plastics and rubber working machinery.....				-	-	-	-	-	-	-	-
Miscellaneous special industry machinery.....	11	6606		253.491	252.781	252.472	253.805	252.199	-0.1	0.5	-0.6
Packing, packaging, and bottling machinery and parts.....	11	67		-	-	-	-	-	-	-	-
Packing, packaging, and bottling machinery and parts.....			06/06	-	-	-	-	-	-	-	-
Service industry machinery and parts.....	11	68	06/82	-	-	-	-	-	-	-	-
Service industry machinery and parts.....	11	6801	06/82	-	-	-	-	-	-	-	-
Electrical machinery and equipment.....	11	7		133.766	134.041	134.375	134.357	134.451	0.2	0.0	0.1
Wiring devices.....	11	71		-	-	-	-	-	-	-	-
Current-carrying wiring devices.....	11	7101		-	-	-	-	-	-	-	-
Noncurrent-carrying wiring devices.....				-	-	-	-	-	-	-	-
Integrating and measuring instruments.....	11	72		-	-	-	-	-	-	-	-
Test equipment for electrical, radio, & communication circuits & motors.....			12/83	-	-	-	-	-	-	-	-
Motors, generators, motor generator sets.....	11	73		-	-	-	-	-	-	-	-
Fractional horsepower motors and generators.....	11	7303	06/83	216.758	216.882	217.255	216.404	216.681	0.2	-0.4	0.1
Integral horsepower motors and generators (excluding land transportation types).....	11	7304	06/83	-	-	-	-	-	-	-	-
Parts and supplies for motors and generators.....			06/83	-	-	-	-	-	-	-	-
Other motors and generators.....	11	7311	06/06	-	-	-	-	-	-	-	-
Transformers and power regulators.....	11	74		-	-	-	-	-	-	-	-
Power and distribution transformers, except parts.....			12/99	-	-	-	-	-	-	-	-
Other transformers and parts for transformers.....			12/99	-	-	-	-	-	-	-	-
Switchgear, switchboard, industrial controls equipment.....	11	75		-	-	-	-	-	-	-	-
Industrial controls and related parts and accessories.....	11	7507		-	-	-	-	-	-	-	-
Switchgear and switchboard apparatus.....			06/05	-	-	-	-	-	-	-	-
Communications and related equipment and miscellaneous electronic systems & equipment.....	11	76	12/85	131.543	131.461	131.665	131.750	131.899	0.2	0.1	0.1
Telephone and wireline data networking equipment.....	11	7601	12/85	-	-	-	-	-	-	-	-
Other communications and related equipment, including broadcast and wireless.....	11	7603	06/13	109.718	109.286	109.389	109.516	109.797	0.1	0.1	0.3
Electronic systems and equipment, n.e.c.....			12/03	-	-	-	-	-	-	-	-
Search, detection, navigation & guidance systems and equipment.....	11	7606	06/04	161.397	161.866	162.108	162.134	162.131	0.1	0.0	0.0
Electric lamp bulbs, tubes, and components.....	11	77		-	-	-	-	-	-	-	-
Electric lamp bulbs, tubes, and components.....			12/04	-	-	-	-	-	-	-	-
Electronic components and accessories.....	11	78		67.526	67.624	67.808	67.696	67.686	0.3	-0.2	0.0
Relays for electronic circuitry, industrial control overload, and switchgear type.....	11	7821		-	-	-	-	-	-	-	-
Switches, mechanical, for electronic circuitry.....	11	7822	06/82	-	-	-	-	-	-	-	-
Connectors for electronic circuitry.....	11	7824		249.729	251.941	253.987	254.447	255.527	0.8	0.2	0.4

See footnotes at end of table.

Table 8. Producer price indexes and percentage changes for selected commodity and service groupings and individual items, seasonally adjusted — Continued
 [October 2023, Index base 1982=100, unless otherwise indicated]

Title	Commodity code		Other index base	Seasonally adjusted index ¹					Seasonally adjusted 1-month percent change ¹		
	Group code	Item code		June 2023	July 2023 ^P	Aug. 2023 ^P	Sept. 2023 ^P	Oct. 2023 ^P	July to Aug. ^P	Aug. to Sept. ^P	Sept. to Oct. ^P
Filters, crystals, and transducers.....			06/82	-	-	-	-	-	-	-	-
Integrated microcircuits.....			06/05	-	-	-	-	-	-	-	-
Other semiconductor and related devices.....	11	7847	06/05	75.941	77.420	77.887	77.770	78.022	0.6	-0.2	0.3
Bare printed circuit boards.....			12/00	-	-	-	-	-	-	-	-
Electronic coils, transformers, and other inductors.....	11	7853	06/82	-	-	-	-	-	-	-	-
Capacitors and resistors for electronic circuitry.....			12/22	-	-	-	-	-	-	-	-
Microwave components, electron tubes, and other electronic components, n.e.c.....			06/00	-	-	-	-	-	-	-	-
Printed circuit assemblies, loaded boards, modules and consumer external modems.....	11	7861	06/82	-	-	-	-	-	-	-	-
Miscellaneous electrical machinery and equipment.....				-	-	-	-	-	-	-	-
Storage batteries.....				-	-	-	-	-	-	-	-
Primary batteries.....				-	-	-	-	-	-	-	-
Carbon and graphite products.....	11	7903		-	-	-	-	-	-	-	-
X-ray and electromedical equipment.....	11	7905		-	-	-	-	-	-	-	-
Miscellaneous electrical industrial apparatus.....			12/85	-	-	-	-	-	-	-	-
All other electrical equipment and components, except industrial.....			12/06	-	-	-	-	-	-	-	-
Miscellaneous instruments.....	11	8		246.852	247.943	249.330	249.442	249.924	0.6	0.0	0.2
Automatic environmental controls for monitoring residential, commercial, and appliance use.....	11	81		-	-	-	-	-	-	-	-
Automatic environmental controls for monitoring residential, commercial, and appliance use.....	11	8105	12/03	-	-	-	-	-	-	-	-
Industrial process control instruments.....	11	82	06/83	286.833	286.538	288.368	288.909	290.675	0.6	0.2	0.6
Industrial process control instruments.....	11	8201	06/83	286.833	286.538	288.368	288.909	290.675	0.6	0.2	0.6
Fluid meters and counting devices.....	11	84	12/85	-	-	-	-	-	-	-	-
Fluid meters and counting devices.....	11	8401	12/85	-	-	-	-	-	-	-	-
Engineering and scientific instruments.....	11	85	12/85	280.360	285.455	287.520	288.540	289.697	0.7	0.4	0.4
Aeronautical, nautical, and navigational instruments.....	11	8501	12/85	314.226	321.516	324.507	325.816	327.956	0.9	0.4	0.7
Hospital beds and specialized hospital furniture.....			12/11	-	-	-	-	-	-	-	-
Measuring instruments and lenses.....	11	86	12/85	171.277	170.995	171.658	172.604	172.633	0.4	0.6	0.0
Sighting, tracking, and fire-control equipment, optical type.....	11	8601	12/85	-	-	-	-	-	-	-	-
All other miscellaneous optical instruments and lenses.....	11	8602	12/85	-	-	-	-	-	-	-	-
Laboratory analytical instruments.....	11	8603	12/85	182.535	182.372	182.782	183.950	184.072	0.2	0.6	0.1
Measuring & controlling devices, n.e.c.....	11	89	06/85	197.086	197.830	199.652	200.154	200.074	0.9	0.3	0.0
Aircraft engine instruments.....			06/85	-	-	-	-	-	-	-	-
Nuclear radiation detection & monitoring instruments.....	11	8904	06/85	249.263	247.841	248.766	250.234	250.501	0.4	0.6	0.1
Physical properties and kinematic testing equipment.....			06/04	-	-	-	-	-	-	-	-
Commercial, geophysical, meteorological, surveying, drafting & general-purpose instruments.....			06/04	-	-	-	-	-	-	-	-
Miscellaneous machinery.....	11	9		-	-	-	-	-	-	-	-
Oil field and gas field machinery.....	11	91		-	-	-	-	-	-	-	-
Oil and gas field drilling, surveying, and cementing machinery (except parts sold separately).....	11	9102		-	-	-	-	-	-	-	-
Oil field and gas field production machinery (except pumps and parts sold separately).....				-	-	-	-	-	-	-	-
Parts and attachments for oil and gas field machinery and equipment.....			12/10	-	-	-	-	-	-	-	-
Mining machinery and equipment.....	11	92		-	-	-	-	-	-	-	-
Mining machinery and equipment (except parts sold separately).....			09/19	-	-	-	-	-	-	-	-
Parts and attachments for mining machinery and equipment (sold separately).....	11	9253		325.496	325.010	325.198	325.233	327.208	0.1	0.0	0.6
Internal combustion engines.....	11	94		-	-	-	-	-	-	-	-
Diesel, semidiesel, and dual-fuel engines (except automotive).....	11	9407	12/82	-	-	-	-	-	-	-	-
Diesel, semidiesel, and dual-fuel engines for automobiles, trucks, and buses.....	11	9408	12/82	-	-	-	-	-	-	-	-
Parts & accessories for internal combustion engines, ex. aircraft & gasoline automotive engines.....	11	9413		245.620	246.073	246.684	247.175	245.707	0.2	0.2	-0.6
Machine shop products.....	11	95		-	-	-	-	-	-	-	-
Machine shop products.....			06/84	-	-	-	-	-	-	-	-
Turbines and turbine generator sets.....			06/87	-	-	-	-	-	-	-	-
Turbines and turbine generator sets (excluding parts).....			06/87	-	-	-	-	-	-	-	-
Parts & accessories for turbines, turbine generators, and turbine generator sets.....			09/15	-	-	-	-	-	-	-	-
Parts & accessories for turbines, turbine generators, and turbine generator sets.....			09/15	-	-	-	-	-	-	-	-
Household furniture.....	12	1		-	-	-	-	-	-	-	-
Metal household furniture.....	12	11		-	-	-	-	-	-	-	-
Metal household furniture.....				-	-	-	-	-	-	-	-
Wood household furniture (nonupholstered).....	12	12		-	-	-	-	-	-	-	-
Wood household furniture (nonupholstered).....			12/22	-	-	-	-	-	-	-	-
Upholstered household furniture.....	12	13		-	-	-	-	-	-	-	-

See footnotes at end of table.

Table 8. Producer price indexes and percentage changes for selected commodity and service groupings and individual items, seasonally adjusted — Continued
 [October 2023, Index base 1982=100, unless otherwise indicated]

Title	Commodity code		Other index base	Seasonally adjusted index ¹					Seasonally adjusted 1-month percent change ¹		
	Group code	Item code		June 2023	July 2023 ^P	Aug. 2023 ^P	Sept. 2023 ^P	Oct. 2023 ^P	July to Aug. ^P	Aug. to Sept. ^P	Sept. to Oct. ^P
Upholstered household furniture.....	12	1301		-	-	-	-	-	-	-	-
Bedding.....	12	14		-	-	-	-	-	-	-	-
Bedding.....				-	-	-	-	-	-	-	-
Metal porch, lawn, outdoor & casual furniture.....	12	15		364.884	365.836	362.996	360.426	362.374	-0.8	-0.7	0.5
Porch and lawn furniture.....	12	1501		364.884	365.836	362.996	360.426	362.374	-0.8	-0.7	0.5
Nonupholstered household furniture, except wood and metal.....			12/85	-	-	-	-	-	-	-	-
Nonupholstered household furniture, except wood and metal.....			12/85	-	-	-	-	-	-	-	-
Commercial furniture.....	12	2		-	-	-	-	-	-	-	-
Wood office furniture and store fixtures.....	12	21		-	-	-	-	-	-	-	-
Wood office furniture and store fixtures.....				-	-	-	-	-	-	-	-
Nonwood furniture and store fixtures.....	12	22		-	-	-	-	-	-	-	-
Nonwood commercial storage units, files, and tables.....				-	-	-	-	-	-	-	-
Nonwood commercial furniture.....				-	-	-	-	-	-	-	-
Nonwood partitions and fixtures.....			12/83	-	-	-	-	-	-	-	-
Public building furniture.....			12/84	-	-	-	-	-	-	-	-
Public building furniture.....			12/84	-	-	-	-	-	-	-	-
Commercial furniture and fixtures, n.e.c.....	12	24	12/85	284.625	286.284	286.599	287.092	287.876	0.1	0.2	0.3
Commercial furniture and fixtures, n.e.c.....	12	2401	12/85	284.625	286.284	286.599	287.092	287.876	0.1	0.2	0.3
Floor coverings.....	12	3		-	-	-	-	-	-	-	-
Carpets and rugs.....	12	31		-	-	-	-	-	-	-	-
Carpet and rugs.....				-	-	-	-	-	-	-	-
Resilient floor coverings.....	12	32		-	-	-	-	-	-	-	-
Resilient floor coverings.....	12	3201		-	-	-	-	-	-	-	-
Household appliances.....	12	4		-	-	-	-	-	-	-	-
Major appliances.....	12	41		-	-	-	-	-	-	-	-
Household cooking appliances.....				-	-	-	-	-	-	-	-
Household refrigeration equipment.....				-	-	-	-	-	-	-	-
Other major household appliances including room air-conditioners.....	12	4104		-	-	-	-	-	-	-	-
Household vacuum cleaners, including parts and attachments.....	12	43		-	-	-	-	-	-	-	-
Household vacuum cleaners and other floor care machines (including parts and attachments).....	12	4301		-	-	-	-	-	-	-	-
Electric housewares and fans.....	12	44		-	-	-	-	-	-	-	-
Parts and attachments for small electric household appliances, including fan parts.....			12/82	-	-	-	-	-	-	-	-
Small electric household appliances, including fans.....			05/21	-	-	-	-	-	-	-	-
Portable residential lighting fixtures, including parts and accessories.....	12	45		-	-	-	-	-	-	-	-
Portable residential lighting fixtures, including parts and accessories.....				-	-	-	-	-	-	-	-
Home electronic equipment.....	12	5		-	-	-	-	-	-	-	-
Speakers and commercial sound equipment.....	12	57	12/03	-	-	-	-	-	-	-	-
Speakers and commercial sound equipment.....	12	5707	12/03	-	-	-	-	-	-	-	-
Other home electronic equipment.....			06/04	-	-	-	-	-	-	-	-
Other home electronic equipment, including television receivers and automotive A/V equipment.....			01/17	-	-	-	-	-	-	-	-
Other household durable goods.....	12	6		-	-	-	-	-	-	-	-
Vitreous china, fine earthenware, and other pottery products.....	12	61		-	-	-	-	-	-	-	-
Vitreous china, porcelain, and earthenware table and kitchenware and other pottery products.....	12	6101		-	-	-	-	-	-	-	-
Mirrors (decorated and undecorated).....				-	-	-	-	-	-	-	-
Mirrors (decorated and undecorated), made from purchased glass.....				-	-	-	-	-	-	-	-
Lawn/garden equipment.....	12	66		-	-	-	-	-	-	-	-
Parts and attachments for consumer lawn, garden, and snow equipment.....			12/82	-	-	-	-	-	-	-	-
Consumer lawn, garden, and snow equipment.....			05/18	-	-	-	-	-	-	-	-
Cutlery, flatware (except precious), razors and razor blades.....	12	67		-	-	-	-	-	-	-	-
Cutlery, flatware (except precious), razors and razor blades.....	12	6701		-	-	-	-	-	-	-	-
Metal kitchen utensil, pots, and pans.....				-	-	-	-	-	-	-	-
Metal kitchen utensil, pots, and pans.....				-	-	-	-	-	-	-	-
Window shades, blinds, and accessories.....	12	69	06/84	-	-	-	-	-	-	-	-
Window shades, blinds, and accessories.....	12	6901	06/84	-	-	-	-	-	-	-	-
Glass.....				-	-	-	-	-	-	-	-
Flat glass.....	13	11		-	-	-	-	-	-	-	-
Specialty glass.....	13	1107		-	-	-	-	-	-	-	-
Flat glass (float, sheet, and plate process).....			12/22	-	-	-	-	-	-	-	-
Other finished glassware.....	13	13	06/83	-	-	-	-	-	-	-	-
Pressed and blown glassware.....	13	1301	06/83	-	-	-	-	-	-	-	-
Concrete ingredients and related products.....	13	2		403.252	404.322	408.067	410.494	410.901	0.9	0.6	0.1
Construction sand, gravel, and crushed stone.....	13	21		457.094	457.971	463.295	465.408	467.155	1.2	0.5	0.4
Construction sand, gravel and crushed stone.....	13	2101		457.094	457.971	463.295	465.408	467.155	1.2	0.5	0.4

See footnotes at end of table.

Table 8. Producer price indexes and percentage changes for selected commodity and service groupings and individual items, seasonally adjusted — Continued
 [October 2023, Index base 1982=100, unless otherwise indicated]

Title	Commodity code		Other index base	Seasonally adjusted index ¹					Seasonally adjusted 1-month percent change ¹		
	Group code	Item code		June 2023	July 2023 ^P	Aug. 2023 ^P	Sept. 2023 ^P	Oct. 2023 ^P	July to Aug. ^P	Aug. to Sept. ^P	Sept. to Oct. ^P
Cement, hydraulic.....	13	22		331.000	332.518	333.542	336.747	334.635	0.3	1.0	-0.6
Cement, hydraulic.....	13	2201		331.000	332.518	333.542	336.747	334.635	0.3	1.0	-0.6
Concrete products.....	13	3		364.696	365.083	369.589	374.918	377.371	1.2	1.4	0.7
Concrete block and brick.....	13	31		358.365	357.099	360.315	359.546	366.475	0.9	-0.2	1.9
Structural concrete block.....	13	3111		376.525	374.720	378.299	374.149	386.870	1.0	-1.1	3.4
Decorative concrete block.....	13	3121		312.403	310.510	316.204	316.368	322.014	1.8	0.1	1.8
Concrete brick.....				-	-	-	-	-	-	-	-
Concrete pavers.....	13	3141		300.087	302.148	303.240	303.492	306.509	0.4	0.1	1.0
Concrete pipe.....				-	-	-	-	-	-	-	-
Concrete pipe.....				-	-	-	-	-	-	-	-
Ready-mix concrete.....	13	33		360.923	361.775	368.216	375.151	378.018	1.8	1.9	0.8
Ready-mix concrete.....	13	3301		360.923	361.775	368.216	375.151	378.018	1.8	1.9	0.8
Precast concrete products.....	13	34		381.750	382.306	384.278	387.918	387.662	0.5	0.9	-0.1
Precast concrete products.....	13	3401		381.750	382.306	384.278	387.918	387.662	0.5	0.9	-0.1
Prestressed concrete products.....				-	-	-	-	-	-	-	-
Prestressed concrete products.....				-	-	-	-	-	-	-	-
Clay construction products ex. refractories.....	13	4		-	-	-	-	-	-	-	-
Brick and structural clay tile.....	13	42	12/84	-	-	-	-	-	-	-	-
Building or common brick.....	13	4201	12/84	-	-	-	-	-	-	-	-
Glazed brick and other brick (paving, floor, and sewer).....	13	4202	12/84	-	-	-	-	-	-	-	-
Clay floor and wall tile, glazed and unglazed.....	13	44		-	-	-	-	-	-	-	-
Clay floor and wall tile, glazed and unglazed (including quarry tile and ceramic mosaic tile).....				-	-	-	-	-	-	-	-
Structural clay products, n.e.c.....	13	45		-	-	-	-	-	-	-	-
Structural clay products, n.e.c.....	13	4501		-	-	-	-	-	-	-	-
Refractories.....	13	5		-	-	-	-	-	-	-	-
Clay refractories.....	13	52		-	-	-	-	-	-	-	-
Clay refractories.....	13	5201		-	-	-	-	-	-	-	-
Nonclay refractories.....	13	53		-	-	-	-	-	-	-	-
Nonclay refractories (excluding dead-burned magnesia).....	13	5301		-	-	-	-	-	-	-	-
Asphalt felts and coatings.....	13	6		-	-	-	-	-	-	-	-
Prepared asphalt and tar roofing and siding products.....	13	61		-	-	-	-	-	-	-	-
Prepared asphalt and tar roofing and siding products.....	13	6101		-	-	-	-	-	-	-	-
Roofing asphalts, pitches, coatings, and cement.....	13	62		-	-	-	-	-	-	-	-
Roofing asphalts, pitches, coatings, and cement.....	13	6201		-	-	-	-	-	-	-	-
Gypsum products.....	13	7		455.346	456.543	454.085	455.757	458.457	-0.5	0.4	0.6
Gypsum products.....	13	71		455.346	456.543	454.085	455.757	458.457	-0.5	0.4	0.6
Gypsum products.....	13	7101		455.346	456.543	454.085	455.757	458.457	-0.5	0.4	0.6
Glass containers.....	13	8		281.923	282.088	283.872	277.295	277.950	0.6	-2.3	0.2
Glass containers.....	13	81		281.923	282.088	283.872	277.295	277.950	0.6	-2.3	0.2
Glass containers (including value of packaging).....	13	8101		281.923	282.088	283.872	277.295	277.950	0.6	-2.3	0.2
Other nonmetallic minerals.....	13	9		317.434	316.111	315.475	317.236	318.954	-0.2	0.6	0.5
Insulation materials.....	13	92		-	-	-	-	-	-	-	-
Mineral wool for thermal and acoustical envelope insulation.....	13	9201		-	-	-	-	-	-	-	-
Mineral wool for industrial, equipment, and appliance insulation.....				-	-	-	-	-	-	-	-
Paving mixtures and blocks.....	13	94		388.549	384.942	388.099	391.681	395.672	0.8	0.9	1.0
Paving mixtures and blocks.....	13	9401		388.549	384.942	388.099	391.681	395.672	0.8	0.9	1.0
Cut stone and stone products.....			12/84	-	-	-	-	-	-	-	-
Cut stone and stone products.....			12/84	-	-	-	-	-	-	-	-
Gaskets, packing, and sealing devices.....	13	98	12/85	-	-	-	-	-	-	-	-
Gaskets and gasketing material.....	13	9801	12/85	-	-	-	-	-	-	-	-
Packing and sealing.....	13	9802	12/85	-	-	-	-	-	-	-	-
Nonmetallic minerals and products, n.e.c.....	13	99	06/82	-	-	-	-	-	-	-	-
Clay and stone mining and quarrying.....	13	9902	06/84	-	-	-	-	-	-	-	-
All other nonmetallic mineral products.....	13	9903	12/85	235.995	236.707	236.191	236.997	237.286	-0.2	0.3	0.1
Motor vehicles and equipment.....	14	1		168.944	169.388	169.512	169.845	169.693	0.1	0.2	-0.1
Motor vehicles.....	14	11		170.608	171.111	171.292	171.862	171.469	0.1	0.3	-0.2
Passenger cars and chassis.....	14	1101		139.970	140.275	140.667	140.829	141.571	0.3	0.1	0.5
Motorcycles, including three-wheel motorbikes, motorscooters, mopeds, and parts.....	14	1104		-	-	-	-	-	-	-	-
Trucks, truck tractors, & bus chassis 14,000 lb or less, incl. minivans & suvs.....	14	1105		198.599	199.221	199.386	200.245	199.370	0.1	0.4	-0.4
Trucks, over 14,000 lbs GVW.....	14	1106		-	-	-	-	-	-	-	-
Motor vehicles parts.....	14	12		-	-	-	-	-	-	-	-
Motor vehicles parts.....			12/03	-	-	-	-	-	-	-	-
Truck and bus bodies.....	14	13	12/82	-	-	-	-	-	-	-	-

See footnotes at end of table.

Table 8. Producer price indexes and percentage changes for selected commodity and service groupings and individual items, seasonally adjusted — Continued
 [October 2023, Index base 1982=100, unless otherwise indicated]

Title	Commodity code		Other index base	Seasonally adjusted index ¹					Seasonally adjusted 1-month percent change ¹		
	Group code	Item code		June 2023	July 2023 ^P	Aug. 2023 ^P	Sept. 2023 ^P	Oct. 2023 ^P	July to Aug. ^P	Aug. to Sept. ^P	Sept. to Oct. ^P
Truck and bus bodies sold separately.....	14	1301	12/82	-	-	-	-	-	-	-	-
Complete vehicles on purchased chassis.....			12/82	-	-	-	-	-	-	-	-
Truck trailers.....	14	14		-	-	-	-	-	-	-	-
Truck trailers.....	14	1406	12/86	-	-	-	-	-	-	-	-
Motor homes, built on purchased chassis.....	14	15	06/84	-	-	-	-	-	-	-	-
Motor homes, built on purchased chassis.....	14	1501	06/84	-	-	-	-	-	-	-	-
Travel trailers and campers.....	14	16	06/84	-	-	-	-	-	-	-	-
Travel trailers.....	14	1601	06/84	-	-	-	-	-	-	-	-
Camping trailers, campers, pick-up covers, and parts.....	14	1602	06/84	-	-	-	-	-	-	-	-
Aircraft and aircraft equipment.....	14	2		307.129	307.634	308.122	308.387	308.834	0.2	0.1	0.1
Aircraft.....	14	21		342.392	342.860	342.953	343.422	343.844	0.0	0.1	0.1
Civilian aircraft.....	14	2102	12/85	333.176	333.810	333.936	334.572	335.145	0.0	0.2	0.2
Military aircraft.....			06/13	-	-	-	-	-	-	-	-
Aircraft engine and engine parts.....	14	23	12/85	250.799	251.763	253.236	253.368	253.953	0.6	0.1	0.2
Aircraft engine and engine parts.....	14	2301	12/85	250.799	251.763	253.236	253.368	253.953	0.6	0.1	0.2
Other aircraft parts and equipment.....	14	25	06/85	208.325	208.441	208.870	208.765	209.054	0.2	-0.1	0.1
Other aircraft parts and equipment.....	14	2501	06/85	208.325	208.441	208.870	208.765	209.054	0.2	-0.1	0.1
Ships and boats.....	14	3		306.043	307.501	306.343	308.106	308.914	-0.4	0.6	0.3
Ships.....	14	31	12/85	-	-	-	-	-	-	-	-
Military self-propelled ships, new construction.....			06/96	-	-	-	-	-	-	-	-
Nonmilitary self-propelled ships, new construction.....			06/96	-	-	-	-	-	-	-	-
Boats.....	14	32		353.028	352.790	349.890	354.517	355.569	-0.8	1.3	0.3
Outboard motorboats, including commercial and military (except sailboats and lifeboats).....	14	3201		403.457	401.545	397.714	403.399	405.452	-1.0	1.4	0.5
Inboard motorboats, including commercial and military (except sailboats and lifeboats).....	14	3202		359.393	362.451	360.709	364.582	365.301	-0.5	1.1	0.2
Inboard-outdrive boats, including commercial and military (except sailboats and lifeboats).....	14	3203		-	-	-	-	-	-	-	-
All other boats (excluding military and commercial).....				-	-	-	-	-	-	-	-
Railroad equipment.....	14	4		-	-	-	-	-	-	-	-
Railroad cars and locomotives.....			05/22	-	-	-	-	-	-	-	-
Railroad cars and locomotives.....			05/22	-	-	-	-	-	-	-	-
Railway maintenance of way equipment and parts.....			05/22	-	-	-	-	-	-	-	-
Railway maintenance of way equipment and parts.....				-	-	-	-	-	-	-	-
Transportation equipment, n.e.c.....			06/85	-	-	-	-	-	-	-	-
Transportation equipment, n.e.c.....			06/85	-	-	-	-	-	-	-	-
Other transportation equipment, incl. golf carts, vehicle trailers, and all-terrain vehicles.....			06/85	-	-	-	-	-	-	-	-
Toys, sporting goods, small arms, etc.....	15	1		207.504	207.289	210.187	213.017	214.158	1.4	1.3	0.5
Toys, games, and children's vehicles.....	15	11		-	-	-	-	-	-	-	-
Toys, games, and children's vehicles.....	15	1101		-	-	-	-	-	-	-	-
Sporting and athletic goods.....	15	12		-	-	-	-	-	-	-	-
Sporting and athletic goods.....	15	1201		-	-	-	-	-	-	-	-
Small arms and ammunition.....	15	13		313.196	313.325	312.802	313.293	313.639	-0.2	0.2	0.1
Small arms.....	15	1301		-	-	-	-	-	-	-	-
Small arms ammunition.....	15	1302		419.016	419.780	416.829	418.098	419.538	-0.7	0.3	0.3
Tobacco products, incl. stemmed & redried.....	15	2		-	-	-	-	-	-	-	-
Cigarettes, excluding electronic.....	15	21		-	-	-	-	-	-	-	-
Cigarettes, excluding electronic.....	15	2101		-	-	-	-	-	-	-	-
Stemmed and redried tobacco.....	15	24	06/84	-	-	-	-	-	-	-	-
Stemmed and redried tobacco.....	15		06/84	-	-	-	-	-	-	-	-
Other tobacco products.....	15	25	12/05	-	-	-	-	-	-	-	-
Other tobacco products.....	15	2501	12/05	-	-	-	-	-	-	-	-
Notions.....	15	3		-	-	-	-	-	-	-	-
Fasteners, zippers, buttons, needles, pins, and buckles.....	15	32		-	-	-	-	-	-	-	-
Fasteners, zippers, buttons, needles, pins, and buckles.....				-	-	-	-	-	-	-	-
Photographic equipment and supplies.....	15	4		-	-	-	-	-	-	-	-
Photographic and photocopying equipment.....	15	41		-	-	-	-	-	-	-	-
Photographic supplies.....	15	42		-	-	-	-	-	-	-	-
Photographic supplies.....			12/83	-	-	-	-	-	-	-	-
Mobile homes.....	15	5		-	-	-	-	-	-	-	-
Manufactured homes (mobile homes), all sizes (incl. multisection).....	15	53		-	-	-	-	-	-	-	-
Manufactured mobile homes and nonresidential mobile buildings.....	15	5303	12/86	-	-	-	-	-	-	-	-
Medical, surgical & personal aid devices.....	15	6		200.110	199.938	200.181	200.387	200.381	0.1	0.1	0.0
Surgical and medical instruments.....	15	62	06/82	151.317	151.188	151.301	151.377	151.575	0.1	0.1	0.1
Surgical and medical instruments.....	15	6201	06/82	151.317	151.188	151.301	151.377	151.575	0.1	0.1	0.1

See footnotes at end of table.

Table 8. Producer price indexes and percentage changes for selected commodity and service groupings and individual items, seasonally adjusted — Continued
 [October 2023, Index base 1982=100, unless otherwise indicated]

Title	Commodity code		Other index base	Seasonally adjusted index ¹					Seasonally adjusted 1-month percent change ¹		
	Group code	Item code		June 2023	July 2023 ^P	Aug. 2023 ^P	Sept. 2023 ^P	Oct. 2023 ^P	July to Aug. ^P	Aug. to Sept. ^P	Sept. to Oct. ^P
Medical and surgical appliances and supplies.....	15	63	06/83	-	-	-	-	-	-	-	-
Medical and surgical appliances and supplies.....	15	6301	06/83	-	-	-	-	-	-	-	-
Ophthalmic goods.....	15	64	12/83	-	-	-	-	-	-	-	-
Ophthalmic goods.....	15	6401	12/83	-	-	-	-	-	-	-	-
Dental equipment and supplies.....	15	65	06/85	-	-	-	-	-	-	-	-
Dental equipment and supplies.....	15	6501	06/85	-	-	-	-	-	-	-	-
Other industrial safety equipment.....	15	7		-	-	-	-	-	-	-	-
Personal safety equipment and clothing.....	15	71		-	-	-	-	-	-	-	-
Personal safety equipment and clothing.....			06/04	-	-	-	-	-	-	-	-
Other miscellaneous products.....	15	9		-	-	-	-	-	-	-	-
Burial caskets.....	15	91		518.152	520.164	520.358	512.406	508.468	0.0	-1.5	-0.8
Burial caskets.....	15	9101		518.152	520.164	520.358	512.406	508.468	0.0	-1.5	-0.8
Musical instruments.....	15	93		-	-	-	-	-	-	-	-
Musical instruments.....	15	9301		-	-	-	-	-	-	-	-
Jewelry and jewelry products.....				-	-	-	-	-	-	-	-
Jewelry (gold and platinum) and silverware.....				-	-	-	-	-	-	-	-
Costume jewelry and novelties.....				-	-	-	-	-	-	-	-
All other jewelry and personal goods (excluding costume).....			06/07	-	-	-	-	-	-	-	-
Jewelers' material and lapidary work.....			12/08	-	-	-	-	-	-	-	-
Pens, pencils, and marking devices.....	15	95		225.066	225.208	225.220	225.500	226.401	0.0	0.1	0.4
Pens, markers, mechanical pencils, and associated parts.....	15	9502	12/85	-	-	-	-	-	-	-	-
Lead pencils, art goods, office supplies and small office equipment, excluding paper.....	15	9503	12/85	214.088	215.140	214.761	215.224	215.421	-0.2	0.2	0.1
Marking devices.....			12/85	-	-	-	-	-	-	-	-
Brooms and brushes.....	15	97		-	-	-	-	-	-	-	-
Brooms, brushes and mops.....	15	9705	12/85	-	-	-	-	-	-	-	-
Miscellaneous products, n.e.c.....	15	9A	12/85	-	-	-	-	-	-	-	-
Candles.....			12/85	-	-	-	-	-	-	-	-
Signs and advertising displays.....			12/85	-	-	-	-	-	-	-	-
All other miscellaneous fabricated products and recyclable materials.....			12/85	-	-	-	-	-	-	-	-
Reproduction of audio and video media and software.....			12/03	-	-	-	-	-	-	-	-
Reproduction of audio and video media and software.....			12/03	-	-	-	-	-	-	-	-
Services²											
Transportation of freight and mail.....	30	1	06/09	161.484	162.167	163.148	164.818	166.117	0.6	1.0	0.8
Rail transportation of freight and mail.....	30	11	12/08	-	-	-	-	-	-	-	-
Rail transportation of freight and mail.....	30	1101	12/08	-	-	-	-	-	-	-	-
Truck transportation of freight.....	30	12	06/09	-	-	-	-	-	-	-	-
Local motor carrying.....	30	1201	06/09	-	-	-	-	-	-	-	-
Long-distance motor carrying.....	30	1202	06/09	-	-	-	-	-	-	-	-
Water transportation of freight.....			06/09	-	-	-	-	-	-	-	-
Deep sea water transportation of freight.....			12/08	-	-	-	-	-	-	-	-
Coastal and intercoastal water transportation of freight.....			12/08	-	-	-	-	-	-	-	-
Great Lakes-St Lawrence Seaway water transportation of freight.....	30	1303	12/08	-	-	-	-	-	-	-	-
Inland waterways transportation of freight.....			12/08	-	-	-	-	-	-	-	-
Air transportation of freight.....			12/08	-	-	-	-	-	-	-	-
Air transportation of freight.....			12/08	-	-	-	-	-	-	-	-
Courier, messenger, and U.S. postal services.....	30	16	06/09	182.073	185.167	186.993	188.160	189.207	1.0	0.6	0.6
U.S. Postal Service.....	30	1601	06/89	-	-	-	-	-	-	-	-
Courier and messenger services, except air.....	30	1602	04/09	202.793	204.024	206.310	207.778	208.695	1.1	0.7	0.4
Air mail and package delivery services, excluding by USPS.....	30	1603	04/09	231.391	232.813	237.846	241.048	244.701	2.2	1.3	1.5
Pipeline transportation.....			05/22	-	-	-	-	-	-	-	-
Pipeline transportation of petroleum products.....	30	1701	12/08	182.701	194.798	195.250	195.436	195.865	0.2	0.1	0.2
Pipeline transportation of natural gas.....			05/22	-	-	-	-	-	-	-	-
Transportation of passengers (partial).....	30	2	06/09	145.809	148.255	145.460	140.929	145.266	-1.9	-3.1	3.1
Rail transportation of passengers.....	30	21	12/08	133.331	133.503	133.739	133.688	133.508	0.2	0.0	-0.1
Rail transportation of passengers.....	30	2101	12/08	133.331	133.503	133.739	133.688	133.508	0.2	0.0	-0.1
Airline passenger services.....	30	22	12/08	134.485	136.765	134.155	129.930	133.977	-1.9	-3.1	3.1
Airline passenger services.....	30	2201	12/08	134.485	136.765	134.155	129.930	133.977	-1.9	-3.1	3.1
Services related to water transportation.....	31	1	06/09	137.901	137.986	138.657	139.009	139.398	0.5	0.3	0.3
Towing, tugging, docking, and related services.....	31	11	03/09	-	-	-	-	-	-	-	-
Towing, tugging, docking and related services.....	31	1101	03/09	-	-	-	-	-	-	-	-
Operation of port waterfront terminals.....			12/08	-	-	-	-	-	-	-	-
Operation of port waterfront terminals.....			12/08	-	-	-	-	-	-	-	-
Marine cargo handling.....	31	13	12/08	128.272	128.112	128.195	127.947	128.543	0.1	-0.2	0.5
Marine cargo handling.....	31	1301	12/08	128.272	128.112	128.195	127.947	128.543	0.1	-0.2	0.5
Services related to air transportation.....	31	2	04/09	138.498	142.497	142.845	141.722	142.129	0.2	-0.8	0.3

See footnotes at end of table.

Table 8. Producer price indexes and percentage changes for selected commodity and service groupings and individual items, seasonally adjusted — Continued
 [October 2023, Index base 1982=100, unless otherwise indicated]

Title	Commodity code		Other index base	Seasonally adjusted index ¹					Seasonally adjusted 1-month percent change ¹		
	Group code	Item code		June 2023	July 2023 ^P	Aug. 2023 ^P	Sept. 2023 ^P	Oct. 2023 ^P	July to Aug. ^P	Aug. to Sept. ^P	Sept. to Oct. ^P
Other airport operations, excluding aircraft maintenance and repair.....	31	21	04/09	138.498	142.497	142.845	141.722	142.129	0.2	-0.8	0.3
Other airport operations, excluding aircraft maintenance and repair.....	31	2101	04/09	138.498	142.497	142.845	141.722	142.129	0.2	-0.8	0.3
Other services related to transportation activities (partial).....			06/09	-	-	-	-	-	-	-	-
Arrangement of freight and cargo.....			12/08	-	-	-	-	-	-	-	-
Arrangement of freight and cargo.....			12/08	-	-	-	-	-	-	-	-
Freight forwarding.....			12/08	-	-	-	-	-	-	-	-
Freight forwarding.....			12/08	-	-	-	-	-	-	-	-
Warehousing, storage, and related services.....			12/08	-	-	-	-	-	-	-	-
Warehousing, storage, and related services.....			12/08	-	-	-	-	-	-	-	-
Warehousing, storage, and related services.....			12/08	-	-	-	-	-	-	-	-
Book, periodical, and newspaper publishing sales and subscriptions.....	33	1	06/09	150.516	151.098	151.751	152.422	152.930	0.4	0.4	0.3
Sales of books.....	33	11		476.394	479.389	479.110	482.966	486.847	-0.1	0.8	0.8
Sales of textbooks.....	33	1101		-	-	-	-	-	-	-	-
Sales of technical, scientific, and professional books.....	33	1102		775.319	788.363	794.075	795.764	806.196	0.7	0.2	1.3
Sales of religious books.....				-	-	-	-	-	-	-	-
Sales of general adult and juvenile books.....				-	-	-	-	-	-	-	-
Sales of general reference books.....				-	-	-	-	-	-	-	-
Sales and subscriptions of periodicals and newspapers.....	33	12	06/09	147.818	148.070	149.359	149.540	149.413	0.9	0.1	-0.1
Sales and subscriptions of periodicals.....			06/07	-	-	-	-	-	-	-	-
Newspaper subscription and single copy sales.....	33	1202		588.216	589.930	598.701	599.930	599.064	1.5	0.2	-0.1
Greeting card publishing sales.....			12/85	-	-	-	-	-	-	-	-
Greeting card publishing sales.....			12/85	-	-	-	-	-	-	-	-
Greeting card publishing sales.....			12/85	-	-	-	-	-	-	-	-
Calendars, yearbooks, and other miscellaneous publishing sales.....			12/89	-	-	-	-	-	-	-	-
Calendars, yearbooks, and other miscellaneous publishing sales.....			12/89	-	-	-	-	-	-	-	-
Calendars, yearbooks, and other miscellaneous publishing sales.....			12/89	-	-	-	-	-	-	-	-
Directory, mailing list, and related compilations publishing sales.....			12/22	-	-	-	-	-	-	-	-
Directory, mailing list, and related compilations publishing sales.....			12/22	-	-	-	-	-	-	-	-
Directory, mailing list, and related compilations publishing sales.....			12/22	-	-	-	-	-	-	-	-
System software publishing.....			05/22	-	-	-	-	-	-	-	-
System software publishing.....			05/22	-	-	-	-	-	-	-	-
System software publishing.....			05/22	-	-	-	-	-	-	-	-
Application software publishing.....			06/09	-	-	-	-	-	-	-	-
Application software publishing.....			06/09	-	-	-	-	-	-	-	-
Desktop and portable device application software publishing.....			12/08	-	-	-	-	-	-	-	-
Application software publishing, cross-industry, vertical market, utilities, and other.....			12/08	-	-	-	-	-	-	-	-
Application software publishing, game software.....	34	2104	12/13	-	-	-	-	-	-	-	-
Affiliate agreements, programming sales, and retransmission fees for cable and broadcast tv.....	35	1	06/09	159.283	159.925	160.731	161.289	161.722	0.5	0.3	0.3
Affiliate agreements, programming sales, and retransmission fees for cable and broadcast tv.....	35	11	06/09	159.283	159.925	160.731	161.289	161.722	0.5	0.3	0.3
Affiliate agreements, programming sales, and retransmission fees for cable and broadcast tv.....	35	1101	12/08	162.267	162.915	163.753	164.344	164.803	0.5	0.4	0.3
Affiliate agreements, programming sales, and retransmission fees for radio.....			06/09	-	-	-	-	-	-	-	-
Affiliate agreements, programming sales, and retransmission fees for radio.....			06/09	-	-	-	-	-	-	-	-
Affiliate agreements, programming sales, and network compensation for radio.....			12/08	-	-	-	-	-	-	-	-
Advertising space sales in periodicals, newspapers, directories, and mailing lists.....	36	1	06/09	-	-	-	-	-	-	-	-
Advertising space sales in periodicals and newspapers.....	36	11	06/09	-	-	-	-	-	-	-	-
Advertising space sales in periodicals.....	36	1101		-	-	-	-	-	-	-	-
Advertising space sales in newspapers.....	36	1102		-	-	-	-	-	-	-	-
Advertising space sales in directories and mailing lists.....	36	12	12/08	-	-	-	-	-	-	-	-
Print advertising space sales in directories and mailing lists.....	36	1201	12/08	-	-	-	-	-	-	-	-
Television advertising time sales.....	36	2	06/09	85.620	84.702	78.685	75.025	76.056	-7.1	-4.7	1.4
Television advertising time sales.....	36	21	06/09	85.620	84.702	78.685	75.025	76.056	-7.1	-4.7	1.4
Broadcast and network television advertising time sales.....	36	2101	12/08	78.379	77.834	78.902	73.574	71.092	1.4	-6.8	-3.4
Cable network advertising time sales.....	36	2102	12/08	-	-	-	-	-	-	-	-
Local cable system advertising time sales.....			12/08	-	-	-	-	-	-	-	-
Radio advertising time sales.....	36	3	03/09	98.160	91.044	95.217	94.302	92.193	4.6	-1.0	-2.2
Radio advertising time sales.....	36	31	03/09	98.160	91.044	95.217	94.302	92.193	4.6	-1.0	-2.2
Radio advertising time sales.....	36	3101	03/09	98.160	91.044	95.217	94.302	92.193	4.6	-1.0	-2.2
Internet advertising sales.....			12/22	-	-	-	-	-	-	-	-
Internet advertising sales.....			12/22	-	-	-	-	-	-	-	-

See footnotes at end of table.

Table 8. Producer price indexes and percentage changes for selected commodity and service groupings and individual items, seasonally adjusted — Continued
 [October 2023, Index base 1982=100, unless otherwise indicated]

Title	Commodity code		Other index base	Seasonally adjusted index ¹					Seasonally adjusted 1-month percent change ¹		
	Group code	Item code		June 2023	July 2023 ^P	Aug. 2023 ^P	Sept. 2023 ^P	Oct. 2023 ^P	July to Aug. ^P	Aug. to Sept. ^P	Sept. to Oct. ^P
Internet advertising sales.....			12/22	-	-	-	-	-	-	-	-
Wired telephone services.....	37	1	06/09	-	-	-	-	-	-	-	-
Residential wired telephone services.....	37	11	06/09	-	-	-	-	-	-	-	-
Local residential wired telephone service.....	37	1101	12/08	-	-	-	-	-	-	-	-
Long distance residential wired telephone service.....	37	1102	03/09	-	-	-	-	-	-	-	-
All-distance residential wired telephone service.....	37	1103	12/11	-	-	-	-	-	-	-	-
Business wired telephone services.....			06/09	-	-	-	-	-	-	-	-
Local business wired telephone service.....			12/08	-	-	-	-	-	-	-	-
Long distance business wired telephone and other toll service.....	37	1202	04/09	97.780	100.959	100.415	100.022	97.991	-0.5	-0.4	-2.0
Private line wired telephone service.....	37	1204	12/11	-	-	-	-	-	-	-	-
All-distance business wired telephone service (partial).....			05/22	-	-	-	-	-	-	-	-
Other telephone services.....			12/08	-	-	-	-	-	-	-	-
Other wired telephone services.....			12/08	-	-	-	-	-	-	-	-
Wireless telecommunication services.....	37	2	06/09	66.691	66.763	66.324	66.454	66.514	-0.7	0.2	0.1
Cellular phone and other wireless telecommunication services.....	37	21	03/09	65.183	65.228	64.837	64.917	64.972	-0.6	0.1	0.1
Cellular phone and other wireless telecommunication services.....	37	2101	03/09	65.183	65.228	64.837	64.917	64.972	-0.6	0.1	0.1
Cable and satellite subscriber services.....	37	3	12/08	167.234	167.386	169.294	170.299	171.205	1.1	0.6	0.5
Cable and satellite subscriber services.....	37	31	12/08	167.234	167.386	169.294	170.299	171.205	1.1	0.6	0.5
Cable and satellite subscriber services.....	37	3101	12/08	167.234	167.386	169.294	170.299	171.205	1.1	0.6	0.5
Internet access services.....			03/09	-	-	-	-	-	-	-	-
Internet access services.....			03/09	-	-	-	-	-	-	-	-
Residential Internet access services.....			12/11	-	-	-	-	-	-	-	-
Business Internet access services.....	37	4103	12/11	-	-	-	-	-	-	-	-
Bundled wired telecommunications access services.....			12/11	-	-	-	-	-	-	-	-
Bundled wired telecommunications access services.....			12/11	-	-	-	-	-	-	-	-
Bundled wired telecommunications access services.....			12/11	-	-	-	-	-	-	-	-
Data processing and related services.....			06/09	-	-	-	-	-	-	-	-
Data processing and related services.....			06/09	-	-	-	-	-	-	-	-
Hosting, ASP and other IT infrastructure provisioning services.....			12/08	-	-	-	-	-	-	-	-
Business process management services (partial).....			12/08	-	-	-	-	-	-	-	-
Data management, information transformation and other services.....			12/08	-	-	-	-	-	-	-	-
Loan services (partial).....	39	1	06/09	202.976	199.574	199.015	195.437	196.084	-0.3	-1.8	0.3
Business loans (partial).....	39	11	04/09	401.850	394.421	388.229	377.480	381.035	-1.6	-2.8	0.9
Business loans (partial).....	39	1101	04/09	401.850	394.421	388.229	377.480	381.035	-1.6	-2.8	0.9
Consumer loans (partial).....	39	12	06/09	118.716	117.892	121.767	123.003	121.502	3.3	1.0	-1.2
Residential real estate loans (partial).....			04/09	-	-	-	-	-	-	-	-
Vehicle loans (partial).....	39	1202	04/09	52.918	52.954	55.004	51.100	51.307	3.9	-7.1	0.4
Credit cards, overdraft credit, and related plans (partial).....	39	1203	04/09	198.127	198.967	198.475	192.423	194.737	-0.2	-3.0	1.2
Other loans and loan services (partial).....			04/09	-	-	-	-	-	-	-	-
Other loans and loan services (partial).....			04/09	-	-	-	-	-	-	-	-
Deposit services (partial).....			04/09	-	-	-	-	-	-	-	-
Deposit services (partial).....			04/09	-	-	-	-	-	-	-	-
Deposit services (partial).....			04/09	-	-	-	-	-	-	-	-
Other credit intermediation services, including trust services (partial).....			04/09	-	-	-	-	-	-	-	-
Other credit intermediation services, including trust services (partial).....			04/09	-	-	-	-	-	-	-	-
Other credit intermediation services, including trust services (partial).....			04/09	-	-	-	-	-	-	-	-
Securities brokerage, dealing, investment advice, and related services.....			06/09	-	-	-	-	-	-	-	-
Securities brokerage, dealing, investment advice, and related services.....			06/09	-	-	-	-	-	-	-	-
Securities brokerage, dealing, and investment advice.....			12/08	-	-	-	-	-	-	-	-
Securities brokerage and dealing related services (partial).....			12/08	-	-	-	-	-	-	-	-
Portfolio management.....			12/08	-	-	-	-	-	-	-	-
Portfolio management.....			12/08	-	-	-	-	-	-	-	-
Portfolio management.....			12/08	-	-	-	-	-	-	-	-
Investment banking.....			12/08	-	-	-	-	-	-	-	-
Investment banking.....			12/08	-	-	-	-	-	-	-	-
Investment banking.....			12/08	-	-	-	-	-	-	-	-
Insurance.....	41	1	06/09	133.885	133.656	134.067	134.373	134.594	0.3	0.2	0.2
Insurance.....	41	11	06/09	133.885	133.656	134.067	134.373	134.594	0.3	0.2	0.2
Life insurance.....	41	1101	03/09	-	-	-	-	-	-	-	-
Disability insurance, including accidental death.....	41	1102	03/09	-	-	-	-	-	-	-	-
Health and medical insurance.....	41	1103	03/09	148.103	148.127	148.905	149.177	149.507	0.5	0.2	0.2
Property and casualty insurance.....	41	1104	03/09	-	-	-	-	-	-	-	-
Annuities.....			03/09	-	-	-	-	-	-	-	-

See footnotes at end of table.

Table 8. Producer price indexes and percentage changes for selected commodity and service groupings and individual items, seasonally adjusted — Continued
 [October 2023, Index base 1982=100, unless otherwise indicated]

Title	Commodity code		Other index base	Seasonally adjusted index ¹					Seasonally adjusted 1-month percent change ¹		
	Group code	Item code		June 2023	July 2023 ^P	Aug. 2023 ^P	Sept. 2023 ^P	Oct. 2023 ^P	July to Aug. ^P	Aug. to Sept. ^P	Sept. to Oct. ^P
Annuities.....			03/09	-	-	-	-	-	-	-	-
Annuities.....			03/09	-	-	-	-	-	-	-	-
Commissions from sales of insurance.....	42	1	06/09	-	-	-	-	-	-	-	-
Commissions from sales of insurance.....	42	11	06/09	-	-	-	-	-	-	-	-
Commissions from sales of life insurance and annuities.....	42	1101	06/09	-	-	-	-	-	-	-	-
Commissions from sales of health and medical insurance.....			06/09	-	-	-	-	-	-	-	-
Commissions from sales of property and casualty insurance.....	42	1103	06/09	-	-	-	-	-	-	-	-
Commissions from sales of other insurance.....			06/09	-	-	-	-	-	-	-	-
Nonresidential real estate services.....			06/09	-	-	-	-	-	-	-	-
Nonresidential real estate rents.....	43	11	06/09	-	-	-	-	-	-	-	-
Office buildings, gross rents.....			12/08	-	-	-	-	-	-	-	-
Retail properties, gross rents.....			04/09	-	-	-	-	-	-	-	-
Industrial buildings, gross rents.....			04/09	-	-	-	-	-	-	-	-
Self-service storage and miniwarehouses, gross rents.....	43	1104	12/08	-	-	-	-	-	-	-	-
Other nonresidential buildings, gross rents.....			12/08	-	-	-	-	-	-	-	-
Nonresidential property sales and leases including land, brokerage fees and commissions.....			12/08	-	-	-	-	-	-	-	-
Nonresidential property sales and leases including land, brokerage fees and commissions.....			12/08	-	-	-	-	-	-	-	-
Nonresidential property management fees.....			12/08	-	-	-	-	-	-	-	-
Nonresidential property management fees.....			12/08	-	-	-	-	-	-	-	-
Residential real estate services (partial).....	43	2	06/09	175.362	176.402	178.293	178.545	178.899	1.1	0.1	0.2
Residential property sales and rental, brokerage fees and commissions.....	43	21	12/08	195.977	197.016	199.691	200.355	201.446	1.4	0.3	0.5
Residential property sales and rental, brokerage fees and commissions.....	43	2101	12/08	195.977	197.016	199.691	200.355	201.446	1.4	0.3	0.5
Residential property management fees.....			12/08	-	-	-	-	-	-	-	-
Residential property management fees.....			12/08	-	-	-	-	-	-	-	-
Real estate appraisal fees.....			12/08	-	-	-	-	-	-	-	-
Real estate appraisal fees.....			12/08	-	-	-	-	-	-	-	-
Real estate appraisal fees.....			12/08	-	-	-	-	-	-	-	-
Passenger car rental.....	44	1	03/09	103.136	103.613	104.479	105.518	107.707	0.8	1.0	2.1
Passenger car rental.....	44	11	03/09	103.136	103.613	104.479	105.518	107.707	0.8	1.0	2.1
Passenger car rental.....	44	1101	03/09	103.136	103.613	104.479	105.518	107.707	0.8	1.0	2.1
Truck, trailer, and RV rental and leasing.....			06/09	-	-	-	-	-	-	-	-
Truck, trailer, and RV rental and leasing.....			06/09	-	-	-	-	-	-	-	-
Truck, truck trailer and RV rental.....			12/08	-	-	-	-	-	-	-	-
Truck, truck trailer and RV leasing.....			12/08	-	-	-	-	-	-	-	-
Construction, mining, and forestry machinery and equipment rental and leasing.....			03/09	-	-	-	-	-	-	-	-
Construction, mining, and forestry machinery and equipment rental and leasing.....			03/09	-	-	-	-	-	-	-	-
Construction, mining, and forestry machinery and equipment rental and leasing.....			03/09	-	-	-	-	-	-	-	-
Legal services.....	45	1	03/09	162.312	163.465	163.739	164.168	165.692	0.2	0.3	0.9
Legal services.....	45	11	03/09	162.312	163.465	163.739	164.168	165.692	0.2	0.3	0.9
Legal services.....	45	1101	03/09	162.312	163.465	163.739	164.168	165.692	0.2	0.3	0.9
Accounting services (partial).....	45	2	06/09	126.602	129.453	131.688	131.323	130.900	1.7	-0.3	-0.3
Accounting services, excluding payroll.....	45	21	06/09	126.602	129.453	131.688	131.323	130.900	1.7	-0.3	-0.3
Financial auditing.....	45	2101	12/08	-	-	-	-	-	-	-	-
Tax preparation and planning.....	45	2102	04/09	128.172	130.385	131.371	131.068	130.462	0.8	-0.2	-0.5
Bookkeeping and compilation.....			12/08	-	-	-	-	-	-	-	-
Other accounting services, including billing and review (partial).....			12/08	-	-	-	-	-	-	-	-
Architectural and engineering services.....	45	3	06/09	132.179	132.588	132.736	133.077	134.316	0.1	0.3	0.9
Architectural services.....			03/09	-	-	-	-	-	-	-	-
Architectural services.....			03/09	-	-	-	-	-	-	-	-
Engineering services.....	45	32	03/09	135.727	136.160	136.324	136.688	137.995	0.1	0.3	1.0
Engineering services.....	45	3201	03/09	135.727	136.160	136.324	136.688	137.995	0.1	0.3	1.0
Management, scientific, and technical consulting services.....	45	4	06/09	119.189	117.373	117.512	117.553	117.991	0.1	0.0	0.4
Management consulting services.....	45	41	06/09	119.189	117.373	117.512	117.553	117.991	0.1	0.0	0.4
Administrative and general management consulting services.....	45	4101	12/08	143.012	139.362	139.328	139.343	139.857	0.0	0.0	0.4
Human resources consulting services.....			12/08	-	-	-	-	-	-	-	-
Marketing consulting services.....			12/08	-	-	-	-	-	-	-	-
Process, physical distribution, and logistics consulting services.....			12/08	-	-	-	-	-	-	-	-
Advertising and related services (partial).....			12/08	-	-	-	-	-	-	-	-
Advertising agency services.....			12/08	-	-	-	-	-	-	-	-
Advertising agency services.....			12/08	-	-	-	-	-	-	-	-

See footnotes at end of table.

Table 8. Producer price indexes and percentage changes for selected commodity and service groupings and individual items, seasonally adjusted — Continued
 [October 2023, Index base 1982=100, unless otherwise indicated]

Title	Commodity code		Other index base	Seasonally adjusted index ¹					Seasonally adjusted 1-month percent change ¹		
	Group code	Item code		June 2023	July 2023 ^P	Aug. 2023 ^P	Sept. 2023 ^P	Oct. 2023 ^P	July to Aug. ^P	Aug. to Sept. ^P	Sept. to Oct. ^P
Information technology (IT) technical support and consulting services (partial) . . .	45	6	12/08	-	-	-	-	-	-	-	-
Information technology (IT) technical support and consulting services (partial)	45	61	12/08	-	-	-	-	-	-	-	-
Information technology (IT) technical support and consulting services (partial)	45	6101	12/08	-	-	-	-	-	-	-	-
Permanent placement services			03/09	-	-	-	-	-	-	-	-
Permanent placement services			03/09	-	-	-	-	-	-	-	-
Employment placement services			03/09	-	-	-	-	-	-	-	-
Executive search services			12/08	-	-	-	-	-	-	-	-
Executive search services			12/08	-	-	-	-	-	-	-	-
Executive search services			12/08	-	-	-	-	-	-	-	-
Staffing services	46	3	06/09	130.381	130.269	129.801	128.790	129.023	-0.4	-0.8	0.2
Temporary help services			03/09	-	-	-	-	-	-	-	-
Temporary help services			03/09	-	-	-	-	-	-	-	-
Co-employment staffing services	46	32	12/08	120.432	120.135	120.107	120.115	120.215	0.0	0.0	0.1
Co-employment staffing services	46	3201	12/08	120.432	120.135	120.107	120.115	120.215	0.0	0.0	0.1
Arrangement of flights (partial)	47	1	06/09	99.621	101.226	101.372	101.017	99.888	0.1	-0.4	-1.1
Arrangement of international flights	47	11	12/08	108.431	110.491	110.806	109.926	108.196	0.3	-0.8	-1.6
Arrangement of international flights	47	1101	12/08	108.431	110.491	110.806	109.926	108.196	0.3	-0.8	-1.6
Arrangement of domestic flights			12/08	-	-	-	-	-	-	-	-
Arrangement of domestic flights (partial)			12/08	-	-	-	-	-	-	-	-
Arrangement of vehicle rentals and lodging	47	2	12/08	-	-	-	-	-	-	-	-
Arrangement of vehicle rentals and lodging	47	21	12/08	-	-	-	-	-	-	-	-
Arrangement of vehicle rentals and lodging (partial)	47	2101	12/08	-	-	-	-	-	-	-	-
Arrangement of cruises and tours			12/08	-	-	-	-	-	-	-	-
Arrangement of cruises and tours			12/08	-	-	-	-	-	-	-	-
Arrangement of cruises and tours			12/08	-	-	-	-	-	-	-	-
Other travel arrangements (partial)			12/08	-	-	-	-	-	-	-	-
Other travel arrangements (partial)			12/08	-	-	-	-	-	-	-	-
Other travel arrangements (partial)			12/08	-	-	-	-	-	-	-	-
Security guard services			03/09	-	-	-	-	-	-	-	-
Security guard services			03/09	-	-	-	-	-	-	-	-
Security guard services			03/09	-	-	-	-	-	-	-	-
Janitorial services			03/09	-	-	-	-	-	-	-	-
Janitorial services			03/09	-	-	-	-	-	-	-	-
Janitorial services			03/09	-	-	-	-	-	-	-	-
Waste collection	50	1	12/08	168.420	168.174	170.040	171.529	170.751	1.1	0.9	-0.5
Solid waste collection	50	11	12/08	168.420	168.174	170.040	171.529	170.751	1.1	0.9	-0.5
Solid waste collection	50	1101	12/08	168.420	168.174	170.040	171.529	170.751	1.1	0.9	-0.5
Outpatient care (partial)	51	1	06/09	127.868	128.768	128.899	129.156	129.549	0.1	0.2	0.3
Outpatient care (partial)	51	11	06/09	127.868	128.768	128.899	129.156	129.549	0.1	0.2	0.3
Physician care	51	1101	03/09	116.672	116.892	116.872	116.917	117.101	0.0	0.0	0.2
Medical laboratory and diagnostic imaging center care			03/09	-	-	-	-	-	-	-	-
Home health and hospice care	51	1103	12/08	126.378	127.027	128.015	128.662	128.796	0.8	0.5	0.1
Hospital outpatient care	51	1104	12/08	-	-	-	-	-	-	-	-
Dental care	51	1105	06/10	130.957	131.024	131.716	131.655	131.706	0.5	0.0	0.0
Inpatient care	51	2	06/09	147.138	147.659	147.395	147.655	148.980	-0.2	0.2	0.9
Inpatient care	51	21	06/09	147.138	147.659	147.395	147.655	148.980	-0.2	0.2	0.9
Hospital inpatient care	51	2101	12/08	148.699	148.622	148.223	148.596	150.128	-0.3	0.3	1.0
Nursing home care	51	2102	12/08	145.305	147.472	147.634	147.535	148.388	0.1	-0.1	0.6
Intellectual and developmental disability center care	51	2103	12/08	186.644	190.381	190.327	190.451	190.728	0.0	0.1	0.1
Sales of blood and blood products, organs, and tissues			03/09	-	-	-	-	-	-	-	-
Sales of blood and blood products, organs, and tissues			03/09	-	-	-	-	-	-	-	-
Sales of blood and blood products, organs, and tissues			03/09	-	-	-	-	-	-	-	-
Traveler accommodation services	53	1	06/09	143.513	142.347	141.751	147.873	143.006	-0.4	4.3	-3.3
Traveler accommodation services	53	11	06/09	143.513	142.347	141.751	147.873	143.006	-0.4	4.3	-3.3
Guestroom or unit rental	53	1101	03/09	148.468	147.186	146.387	153.220	147.811	-0.5	4.7	-3.5
Other traveler accommodation services			03/09	-	-	-	-	-	-	-	-
Food and beverage for immediate consumption services (partial)	54	1	06/09	-	-	-	-	-	-	-	-
Food and nonalcoholic beverages for immediate consumption (partial)	54	11	04/09	-	-	-	-	-	-	-	-
Food and nonalcoholic beverages for immediate consumption (partial)	54	1101	04/09	-	-	-	-	-	-	-	-
Alcoholic beverages for immediate consumption (partial)			12/08	-	-	-	-	-	-	-	-
Alcoholic beverages for immediate consumption (partial)			12/08	-	-	-	-	-	-	-	-

See footnotes at end of table.

Table 8. Producer price indexes and percentage changes for selected commodity and service groupings and individual items, seasonally adjusted — Continued
 [October 2023, Index base 1982=100, unless otherwise indicated]

Title	Commodity code		Other index base	Seasonally adjusted index ¹					Seasonally adjusted 1-month percent change ¹		
	Group code	Item code		June 2023	July 2023 ^P	Aug. 2023 ^P	Sept. 2023 ^P	Oct. 2023 ^P	July to Aug. ^P	Aug. to Sept. ^P	Sept. to Oct. ^P
Commercial and industrial machinery and equipment repair and maintenance. . .	55	1	03/09	154.570	155.954	155.943	158.976	158.800	0.0	1.9	-0.1
Commercial and industrial machinery and equipment repair and maintenance.....	55	11	03/09	154.570	155.954	155.943	158.976	158.800	0.0	1.9	-0.1
Commercial machinery repair and maintenance.....	55	1101	03/09	154.570	155.954	155.943	158.976	158.800	0.0	1.9	-0.1
Motor vehicle repair and maintenance (partial).....	55	2	12/08	158.954	158.515	164.400	160.752	160.934	3.7	-2.2	0.1
Motor vehicle repair and maintenance (partial).....	55	21	12/08	158.954	158.515	164.400	160.752	160.934	3.7	-2.2	0.1
Motor vehicle repair and maintenance (partial).....	55	2101	12/08	158.954	158.515	164.400	160.752	160.934	3.7	-2.2	0.1
Ship repair and maintenance.....			06/09	-	-	-	-	-	-	-	-
Ship repair and maintenance.....			06/09	-	-	-	-	-	-	-	-
Ship repair, military.....			12/08	-	-	-	-	-	-	-	-
Ship repair, nonmilitary.....	55	3102	12/08	-	-	-	-	-	-	-	-
Aircraft repair and maintenance.....	55	4	04/09	142.564	143.246	143.696	143.742	144.299	0.3	0.0	0.4
Aircraft repair and maintenance.....	55	41	04/09	142.564	143.246	143.696	143.742	144.299	0.3	0.0	0.4
Aircraft repair and maintenance.....	55	4101	04/09	142.564	143.246	143.696	143.742	144.299	0.3	0.0	0.4
Membership dues and admissions and recreation facility use fees (partial)	56	1	06/09	-	-	-	-	-	-	-	-
Membership dues and admissions and recreation facility use fees (partial)	56	11	06/09	-	-	-	-	-	-	-	-
Membership dues.....	56	1101	04/09	-	-	-	-	-	-	-	-
Admissions and recreational facilities use fees (partial).....	56	1102	12/08	-	-	-	-	-	-	-	-
Recreational activity instruction fees (partial).....	56	2	12/08	-	-	-	-	-	-	-	-
Recreational activity instruction fees (partial).....	56	21	12/08	-	-	-	-	-	-	-	-
Recreational activity instruction fees (partial).....	56	2101	12/08	-	-	-	-	-	-	-	-
Gaming receipts (partial).....			12/08	-	-	-	-	-	-	-	-
Gaming receipts (partial).....			12/08	-	-	-	-	-	-	-	-
Gaming receipts (partial).....			12/08	-	-	-	-	-	-	-	-
Machinery and equipment and parts and supplies wholesaling.....			06/09	-	-	-	-	-	-	-	-
Machinery and equipment and parts and supplies wholesaling.....			06/09	-	-	-	-	-	-	-	-
Parts and supplies for machinery and equipment wholesaling.....			03/09	-	-	-	-	-	-	-	-
Machinery and vehicle wholesaling.....			05/19	-	-	-	-	-	-	-	-
Professional and commercial equipment wholesaling.....			05/19	-	-	-	-	-	-	-	-
Furnishings wholesaling.....			03/09	-	-	-	-	-	-	-	-
Furnishings wholesaling.....			03/09	-	-	-	-	-	-	-	-
Furnishings wholesaling.....			03/09	-	-	-	-	-	-	-	-
Building materials, paint, and hardware wholesaling.....	57	3	03/09	130.873	129.133	130.953	132.624	134.469	1.4	1.3	1.4
Building materials, paint, and hardware wholesaling.....	57	31	03/09	130.873	129.133	130.953	132.624	134.469	1.4	1.3	1.4
Building materials, paint, and hardware wholesaling.....	57	3101	03/09	130.873	129.133	130.953	132.624	134.469	1.4	1.3	1.4
Metals, minerals, and ores wholesaling.....			03/09	-	-	-	-	-	-	-	-
Metals, minerals, and ores wholesaling.....			03/09	-	-	-	-	-	-	-	-
Metals, minerals, and ores wholesaling.....			03/09	-	-	-	-	-	-	-	-
Chemicals and allied products wholesaling.....	57	5	03/09	-	-	-	-	-	-	-	-
Chemicals and allied products wholesaling.....	57	51	03/09	-	-	-	-	-	-	-	-
Chemicals and allied products wholesaling.....	57	5101	03/09	-	-	-	-	-	-	-	-
Paper and plastics products wholesaling.....			03/09	-	-	-	-	-	-	-	-
Paper and plastics products wholesaling.....			03/09	-	-	-	-	-	-	-	-
Paper and plastics products wholesaling.....			03/09	-	-	-	-	-	-	-	-
Apparel wholesaling.....			03/09	-	-	-	-	-	-	-	-
Apparel wholesaling.....			03/09	-	-	-	-	-	-	-	-
Apparel wholesaling.....			03/09	-	-	-	-	-	-	-	-
Food and alcohol wholesaling.....			06/09	-	-	-	-	-	-	-	-
Food and alcohol wholesaling.....			06/09	-	-	-	-	-	-	-	-
Food wholesaling.....			03/09	-	-	-	-	-	-	-	-
Alcohol wholesaling.....			02/09	-	-	-	-	-	-	-	-
Other commodities wholesaling.....			03/09	-	-	-	-	-	-	-	-
Other commodities wholesaling.....			03/09	-	-	-	-	-	-	-	-
Other commodities wholesaling.....			03/09	-	-	-	-	-	-	-	-
Food and alcohol retailing.....	58	1	03/09	182.181	178.126	178.505	177.049	175.733	0.2	-0.8	-0.7
Food and alcohol retailing.....	58	11	03/09	182.181	178.126	178.505	177.049	175.733	0.2	-0.8	-0.7
Food retailing.....	58	1102	09/15	146.919	143.569	143.844	142.523	142.972	0.2	-0.9	0.3
Alcohol retailing.....			09/15	-	-	-	-	-	-	-	-
Health and beauty care retailing, including optical goods.....			03/09	-	-	-	-	-	-	-	-
Health and beauty care retailing, including optical goods.....			03/09	-	-	-	-	-	-	-	-
Health and beauty care retailing, including optical goods.....			03/09	-	-	-	-	-	-	-	-
Apparel, jewelry, footwear, and accessories retailing.....	58	3	06/09	126.503	124.508	129.655	132.281	125.027	4.1	2.0	-5.5

See footnotes at end of table.

Table 8. Producer price indexes and percentage changes for selected commodity and service groupings and individual items, seasonally adjusted — Continued
 [October 2023, Index base 1982=100, unless otherwise indicated]

Title	Commodity code		Other index base	Seasonally adjusted index ¹					Seasonally adjusted 1-month percent change ¹		
	Group code	Item code		June 2023	July 2023 ^P	Aug. 2023 ^P	Sept. 2023 ^P	Oct. 2023 ^P	July to Aug. ^P	Aug. to Sept. ^P	Sept. to Oct. ^P
Apparel, jewelry, footwear, and accessories retailing.....	58	31	06/09	126.503	124.508	129.655	132.281	125.027	4.1	2.0	-5.5
Apparel, footwear, and accessories retailing.....	58	3101	03/09	121.810	120.153	125.427	128.120	120.816	4.4	2.1	-5.7
Jewelry retailing.....	58	3102	03/09	-	-	-	-	-	-	-	-
Computer hardware, software, and supplies retailing.....			03/09	-	-	-	-	-	-	-	-
Computer hardware, software, and supplies retailing.....			03/09	-	-	-	-	-	-	-	-
Computer hardware, software, and supplies retailing.....			03/09	-	-	-	-	-	-	-	-
TV, video, and photographic equipment and supplies retailing.....	58	5	03/09	56.184	51.598	48.227	51.089	56.344	-6.5	5.9	10.3
TV, video, and photographic equipment and supplies retailing.....	58	51	03/09	56.184	51.598	48.227	51.089	56.344	-6.5	5.9	10.3
TV, video, and photographic equipment and supplies retailing.....	58	5101	03/09	56.184	51.598	48.227	51.089	56.344	-6.5	5.9	10.3
Automobiles and automobile parts retailing.....	58	6	06/09	170.868	168.250	168.102	164.286	161.529	-0.1	-2.3	-1.7
Automobiles and automobile parts retailing.....	58	61	06/09	170.868	168.250	168.102	164.286	161.529	-0.1	-2.3	-1.7
Automobile retailing (Partial).....	58	6101	03/09	183.431	179.203	178.542	173.625	170.771	-0.4	-2.8	-1.6
Automotive parts, including tires, retailing.....			03/09	-	-	-	-	-	-	-	-
RVs, trailers, and campers retailing.....			03/09	-	-	-	-	-	-	-	-
RVs, trailers, and campers retailing.....			03/09	-	-	-	-	-	-	-	-
RVs, trailers, and campers retailing.....			03/09	-	-	-	-	-	-	-	-
Sporting goods, including boats, retailing.....	58	9	03/09	122.281	119.909	120.075	121.437	122.294	0.1	1.1	0.7
Sporting goods, including boats, retailing.....	58	91	03/09	122.281	119.909	120.075	121.437	122.294	0.1	1.1	0.7
Sporting goods, including boats, retailing.....	58	9101	03/09	122.281	119.909	120.075	121.437	122.294	0.1	1.1	0.7
Lawn, garden, and farm equipment and supplies retailing.....			03/09	-	-	-	-	-	-	-	-
Lawn, garden, and farm equipment and supplies retailing.....			03/09	-	-	-	-	-	-	-	-
Lawn, garden, and farm equipment and supplies retailing.....			03/09	-	-	-	-	-	-	-	-
Furniture retailing.....			03/09	-	-	-	-	-	-	-	-
Furniture retailing.....			03/09	-	-	-	-	-	-	-	-
Furniture retailing.....			03/09	-	-	-	-	-	-	-	-
Flooring and floor coverings retailing.....			03/09	-	-	-	-	-	-	-	-
Flooring and floor coverings retailing.....			03/09	-	-	-	-	-	-	-	-
Flooring and floor coverings retailing.....			03/09	-	-	-	-	-	-	-	-
Hardware and building materials and supplies retailing.....	58	D	03/09	158.969	169.733	175.041	182.051	181.960	3.1	4.0	0.0
Hardware and building materials and supplies retailing.....	58	D1	03/09	158.969	169.733	175.041	182.051	181.960	3.1	4.0	0.0
Hardware and building materials and supplies retailing.....	58	D101	03/09	158.969	169.733	175.041	182.051	181.960	3.1	4.0	0.0
Major household appliance retailing.....	58	E	03/09	124.799	124.668	133.945	138.638	129.132	7.4	3.5	-6.9
Major household appliance retailing.....	58	E1	03/09	124.799	124.668	133.945	138.638	129.132	7.4	3.5	-6.9
Major household appliance retailing.....	58	E101	03/09	124.799	124.668	133.945	138.638	129.132	7.4	3.5	-6.9
Fuels and lubricants retailing.....	58	F	06/09	269.882	247.030	259.382	248.488	259.870	5.0	-4.2	4.6
Fuels and lubricants retailing.....	58	F1	06/09	269.882	247.030	259.382	248.488	259.870	5.0	-4.2	4.6
Automotive fuels and lubricants retailing.....			03/09	-	-	-	-	-	-	-	-
Household fuels retailing.....	58	F102	03/09	179.322	162.304	152.135	137.353	148.790	-6.3	-9.7	8.3
Cleaning supplies and paper products retailing.....			03/09	-	-	-	-	-	-	-	-
Cleaning supplies and paper products retailing.....			03/09	-	-	-	-	-	-	-	-
Cleaning supplies and paper products retailing.....			03/09	-	-	-	-	-	-	-	-
Book retailing.....			03/09	-	-	-	-	-	-	-	-
Book retailing.....			03/09	-	-	-	-	-	-	-	-
Book retailing.....			03/09	-	-	-	-	-	-	-	-
Other merchandise retailing (partial).....	58	I	03/09	139.276	137.302	139.108	136.964	137.958	1.3	-1.5	0.7
Other merchandise retailing (partial).....	58	I1	03/09	139.276	137.302	139.108	136.964	137.958	1.3	-1.5	0.7
Other merchandise retailing (partial).....	58	I101	03/09	139.276	137.302	139.108	136.964	137.958	1.3	-1.5	0.7
Metal treatment services.....			12/84	-	-	-	-	-	-	-	-
Metal treatment services.....			12/84	-	-	-	-	-	-	-	-
Metal plating and polishing.....	59	1101	12/84	257.516	255.594	256.271	257.024	257.779	0.3	0.3	0.3
Metal coating and allied services.....			12/84	-	-	-	-	-	-	-	-
Metal heat treating.....			06/85	-	-	-	-	-	-	-	-
Mining services.....	60	1	06/85	-	-	-	-	-	-	-	-
Mining services.....	60	11	06/85	-	-	-	-	-	-	-	-
Support activities for coal mining.....	60	1102	06/85	-	-	-	-	-	-	-	-
Drilling oil and gas wells services.....	60	1103	12/85	-	-	-	-	-	-	-	-
Support activities for oil and gas operations.....			12/85	-	-	-	-	-	-	-	-
Metal and nonmetallic minerals mining services.....			05/23	-	-	-	-	-	-	-	-
Contract work on textile products and apparel.....			06/10	-	-	-	-	-	-	-	-
Contract work on textile products and apparel.....			06/10	-	-	-	-	-	-	-	-
Contract work on textile products.....	61	1102	06/87	-	-	-	-	-	-	-	-
Contract work on apparel.....			06/87	-	-	-	-	-	-	-	-

See footnotes at end of table.

Table 8. Producer price indexes and percentage changes for selected commodity and service groupings and individual items, seasonally adjusted — Continued
 [October 2023, Index base 1982=100, unless otherwise indicated]

Title	Commodity code		Other index base	Seasonally adjusted index ¹					Seasonally adjusted 1-month percent change ¹		
	Group code	Item code		June 2023	July 2023 ^p	Aug. 2023 ^p	Sept. 2023 ^p	Oct. 2023 ^p	July to Aug. ^p	Aug. to Sept. ^p	Sept. to Oct. ^p
Contract & commission receipts for tanning or finishing leather owned by others.....			06/11	-	-	-	-	-	-	-	-
Contract & commission receipts for tanning or finishing leather owned by others.....			06/11	-	-	-	-	-	-	-	-
Contract and commission receipts for tanning or finishing leather owned by others.....			12/97	-	-	-	-	-	-	-	-
New nonresidential building construction.....			06/09	-	-	-	-	-	-	-	-
New nonresidential building construction.....			06/09	-	-	-	-	-	-	-	-
New warehouse building construction.....			12/04	-	-	-	-	-	-	-	-
New school building construction.....			12/05	-	-	-	-	-	-	-	-
New office building construction.....			06/06	-	-	-	-	-	-	-	-
New industrial building construction.....			06/07	-	-	-	-	-	-	-	-
New health care building construction.....			06/12	-	-	-	-	-	-	-	-
Maintenance and repair of nonresidential buildings (partial).....	80	2	04/09	-	-	-	-	-	-	-	-
Maintenance and repair of nonresidential buildings (partial).....	80	21	04/09	-	-	-	-	-	-	-	-
Maintenance and repair of nonresidential buildings (partial).....	80	2101	04/09	-	-	-	-	-	-	-	-

¹ All indexes are subject to revision for 4 months after their originally scheduled publication to incorporate late reports and corrections by survey respondents. In addition, seasonally adjusted indexes are subject to change for up to 5 years due to the recalculation of seasonal factors published each January.

² Due to incomplete coverage of the services sector, some services indexes in this table reflect only a portion of their wherever-provided output. These indexes are flagged using the term "partial" at the end of their titles. For more information regarding wherever-provided services indexes, go to <https://www.bls.gov/ppi/wepnotice.htm>. This webpage includes methodology documentation, a table identifying missing coverage areas for those indexes with incomplete coverage, and a concordance table between wherever-provided services indexes and Census product codes.

^p Preliminary

"-" Seasonal tests did not indicate the presence of seasonality.

Table 9. Producer price indexes for commodity and service groupings and individual items, not seasonally adjusted

[October 2023, Index base 1982=100, unless otherwise indicated]

Title	Commodity code		Other index base	Unadjusted index ¹				
	Group code	Item code		June 2023	July 2023 ^P	Aug. 2023 ^P	Sept. 2023 ^P	Oct. 2023 ^P
Goods								
All commodities.....	00	000000		253.860	253.805	257.675	258.889	255.463
Industrial commodities.....	IND	THRU15		253.770	254.281	259.339	260.906	257.295
Farm products, processed foods and feeds.....	PFF	PLUS02		251.556	249.012	247.604	247.246	244.677
Farm products.....	01	—		235.740	228.980	222.013	217.928	211.495
Fruits & melons, fresh/dry vegs. & nuts.....	01	1		249.734	243.345	235.266	220.517	212.927
Fresh fruits and melons.....	01	11		174.682	156.922	164.247	164.528	154.283
Citrus fruits.....	01	1101		335.036	356.353	361.055	401.888	358.405
Grapefruits.....	01	110101		616.926	573.440	559.404	543.327	705.280
Lemons.....	01	110104		312.494	346.698	358.606	403.752	431.051
Valencia oranges.....	01	110105		201.451	206.697	208.471	241.734	255.765
Navel oranges.....	01	110106		272.141	297.402	—	—	240.621
Tangerines.....	01	110108	12/91	—	—	—	—	458.304
Other fruits and berries.....	01	1102		156.142	137.109	146.264	142.325	133.796
Plums and fresh prunes.....	01	110201	12/91	—	543.428	429.516	470.366	448.565
Nectarines.....	01	110202	12/91	249.474	197.524	190.602	207.207	—
Cherries.....	01	110203	12/91	20.444	29.990	—	—	—
Apricots.....	01	110204	12/91	—	257.450	—	—	—
Avocados.....	01	110205	12/91	145.242	239.732	276.800	340.464	398.592
Granny Smith apples.....	01	110208	12/91	248.309	285.920	—	—	159.886
Golden delicious apples.....	01	110211	12/91	224.404	224.404	—	—	207.274
Red delicious apples.....	01	110215		301.529	303.193	306.412	311.786	288.905
McIntosh apples.....	01	110216		264.038	274.221	274.221	255.798	254.014
Peaches.....	01	110219		528.662	493.643	489.112	492.134	431.454
Gala apples.....	01	110220	03/15	115.252	114.577	118.659	109.543	94.972
Pears.....	01	110221		176.014	176.014	171.908	151.633	144.229
Strawberries.....	01	110222		84.818	74.839	134.710	69.850	89.807
Raspberries.....	01	110224	12/91	—	38.151	30.884	38.151	21.800
Blackberries.....	01	110225	12/91	49.241	32.828	53.718	38.796	47.749
Blueberries.....	01	110227	12/91	56.225	20.792	20.640	—	—
Grapes.....	01	110228		179.534	152.394	149.129	165.373	161.246
Table grapes.....	01	1102281	12/11	279.304	173.751	161.171	223.762	207.858
Wine grapes.....	01	1102283	12/11	116.074	116.074	116.074	116.074	116.074
Juice grapes.....	01	1102284	01/16	174.071	200.445	200.445	200.445	200.445
Fuji apples.....	01	110229	03/15	143.576	143.576	148.526	175.608	164.444
Empire apples.....	01	110230	10/15	129.535	129.535	—	—	134.344
Melons.....	01	1103	12/91	226.371	170.129	135.633	157.074	175.541
Cantaloupes.....	01	110301		280.594	155.509	104.836	195.471	229.669
Honeydews.....	01	110302	12/91	391.627	—	150.182	173.286	283.822
Watermelons.....	01	110303	12/91	313.439	269.998	240.868	232.992	238.770
Fresh and dry vegetables.....	01	13		320.752	332.127	293.783	253.031	248.680
Dry vegetables.....	01	1301		227.822	224.734	227.018	230.922	233.284
Dry beans.....	01	13011	09/15	159.300	159.112	159.001	161.600	162.184
Dry pinto beans.....	01	130110	12/91	388.279	388.279	386.393	396.692	409.003
Dry great northern beans.....	01	130111	12/91	439.002	439.002	439.002	460.952	460.952
Dry pea beans.....	01	130113		218.892	218.892	225.330	221.680	203.895
Dry kidney beans.....	01	130114	12/11	111.236	111.236	106.988	107.695	103.212
Dry small red beans.....	01	130115	12/11	—	—	—	—	83.701
Dry garbanzo beans.....	01	130116	12/11	85.318	85.318	85.318	87.379	87.379
Dry black beans.....	01	130117	09/15	178.546	177.230	177.230	177.230	180.378
Dry peas and lentils.....	01	13012	09/15	132.564	128.277	131.762	134.200	136.922
Dry peas.....	01	130120	12/91	300.890	284.475	282.467	283.325	291.459
Dry lentils.....	01	130121	12/91	311.810	315.364	343.794	359.063	361.479
Fresh vegetables, except potatoes.....	01	1302		274.940	292.723	265.735	256.427	265.396
Cabbage.....	01	130211		298.100	263.352	235.213	273.148	361.492
Carrots.....	01	130212		245.293	245.293	255.214	255.214	311.920
Celery.....	01	130213		662.734	1,037.400	204.255	234.472	276.992
Sweet corn.....	01	130214		195.277	247.047	150.302	159.954	183.624
Lettuce.....	01	130215		266.892	278.758	338.251	217.888	253.582
Dry onions.....	01	130216		270.491	271.535	204.434	208.400	175.158
Tomatoes.....	01	130217		337.769	276.218	233.194	360.253	238.273
Snap beans.....	01	130218		203.739	—	—	260.381	—
Asparagus.....	01	130221	12/91	401.596	—	—	—	—
Broccoli.....	01	130222	12/91	221.944	297.317	248.692	258.405	304.678
Cauliflower.....	01	130223	12/91	62.526	79.652	55.167	106.154	186.944
Spinach.....	01	130224	12/91	481.345	453.727	570.512	509.752	434.000

See footnotes at end of table.

Table 9. Producer price indexes for commodity and service groupings and individual items, not seasonally adjusted — Continued
 [October 2023, Index base 1982=100, unless otherwise indicated]

Title	Commodity code		Other index base	Unadjusted index ¹				
	Group code	Item code		June 2023	July 2023 ^P	Aug. 2023 ^P	Sept. 2023 ^P	Oct. 2023 ^P
Greens.....	01	130225	12/91	259.887	241.370	255.286	236.038	249.709
Endive.....	01	130226	12/91	638.723	617.244	497.413	452.193	743.858
Green peppers.....	01	130228	12/91	358.395	321.988	455.685	322.739	318.827
Eggplant.....	01	130229	12/91	—	—	—	454.267	457.217
Squash.....	01	130231	12/91	205.550	214.928	236.947	360.978	151.170
Beets.....	01	130232	12/91	122.242	122.242	116.042	116.484	128.222
Cucumbers.....	01	130234	12/91	165.619	279.801	258.464	293.616	260.823
Artichokes.....	01	130235	12/11	149.168	130.008	123.679	136.588	180.207
Pumpkins.....	01	130236	12/11	—	—	—	173.169	177.017
Sweet potatoes.....	01	1303	12/91	155.320	146.563	151.363	150.583	155.988
Sweet potatoes.....	01	130301	12/91	100.420	94.758	97.861	97.357	100.852
Potatoes.....	01	1306	12/11	230.633	232.785	191.803	126.638	107.586
Long white potatoes.....	01	130601	12/91	368.974	394.045	—	—	—
Round white potatoes.....	01	130602	12/91	—	235.729	235.729	—	—
Russet potatoes.....	01	130603	12/91	416.413	418.460	334.822	218.903	181.935
Round red potatoes.....	01	130604	12/91	354.849	329.116	245.695	186.921	197.885
Round yellow potatoes.....	01	130605	09/15	—	—	179.930	120.718	115.796
Tree nuts.....	01	19		1,231.002	1,240.018	1,266.209	1,235.072	1,235.072
Tree nuts.....	01	1901		1,231.002	1,240.018	1,266.209	1,235.072	1,235.072
Pecans.....	01	190101		732.203	732.203	732.203	732.203	732.203
Almonds.....	01	190102	12/91	346.280	346.280	357.337	353.647	353.647
Filberts.....	01	190103	12/91	278.766	278.766	278.766	278.766	278.766
Walnuts.....	01	190104	12/91	174.891	186.550	186.550	186.550	186.550
Macadamias.....	01	190105	12/91	506.013	371.076	371.076	371.076	371.076
Pistachios.....	01	190106	12/91	257.201	257.201	257.201	214.334	214.334
Grains.....	01	2		257.294	226.695	211.044	194.931	190.338
Wheat.....	01	21		221.709	225.539	207.694	196.866	185.021
Wheat.....	01	2101		221.709	225.539	207.694	196.866	185.021
Hard red winter wheat.....	01	210101		226.292	231.509	207.845	200.128	182.017
Hard red spring wheat.....	01	210102		259.682	269.779	250.323	227.449	211.397
Soft white wheat.....	01	210103		175.555	172.113	158.344	156.049	157.196
Soft red winter wheat.....	01	210104		193.665	190.424	176.163	162.429	163.523
Hard amber durum wheat.....	01	210105	12/84	237.698	261.845	352.942	321.785	317.135
Other grains.....	01	22		270.115	230.456	213.900	197.322	194.071
Barley.....	01	2201		272.855	253.834	260.695	242.445	229.265
Barley.....	01	220101		272.855	253.834	260.695	242.445	229.265
Corn.....	01	2202		264.737	225.998	209.290	192.563	189.092
Corn.....	01	220205		264.737	225.998	209.290	192.563	189.092
Oats.....	01	2203		259.744	263.332	277.683	296.442	285.109
Oats.....	01	220311		259.744	263.332	277.683	296.442	285.109
Sorghum.....	01	2205	12/91	283.765	225.231	211.394	209.671	221.377
Sorghum.....	01	220501	12/91	283.765	225.231	211.394	209.671	221.377
Rough rice.....	01	23	12/91	151.975	154.378	156.555	136.056	132.710
Rough rice.....	01	2301	12/91	151.975	154.378	156.555	136.056	132.710
Rough rice.....	01	230103	12/04	258.403	262.490	266.192	231.337	225.647
Long grain rough rice.....	01	2301031	09/15	152.294	154.128	155.046	143.119	137.837
Medium/short grain rough rice.....	01	2301032	09/15	199.363	203.822	209.554	163.057	163.057
Livestock.....	01	3		238.138	243.062	244.260	238.799	232.363
Slaughter cattle.....	01	31		275.123	274.985	279.285	278.807	274.626
Slaughter steers and heifers.....	01	3101		281.925	278.592	282.750	281.957	281.892
Slaughter steers and heifers.....	01	310199	12/91	267.136	263.977	267.917	267.166	267.104
Slaughter cows and bulls.....	01	3102		225.246	235.783	240.184	240.388	222.275
Slaughter cows and bulls.....	01	310299	12/91	202.564	212.041	215.998	216.182	199.893
Slaughter vealers.....	01	3103		95.650	96.882	98.161	100.530	100.941
Slaughter vealers.....	01	310399	12/91	82.632	83.697	84.801	86.849	87.204
Slaughter hogs.....	01	32		118.532	127.622	123.703	101.252	94.707
Slaughter barrows and gilts.....	01	3201		119.435	127.860	122.696	100.493	94.783
Slaughter barrows and gilts.....	01	320199	12/91	180.578	193.316	185.509	151.939	143.306
Slaughter sows.....	01	3202		54.053	89.015	138.274	110.438	70.261
Slaughter sows.....	01	320299	12/91	93.858	154.564	240.097	191.763	122.001
Slaughter lambs.....	01	33		349.876	349.280	354.361	365.709	382.001
Slaughter lambs.....	01	3301		349.876	349.280	354.361	365.709	382.001
Slaughter lambs.....	01	330199	12/91	403.508	402.821	408.681	421.768	440.559
Feeder and replacement cattle.....	01	34	09/21	153.716	155.735	157.995	165.436	161.497
Feeder and replacement cattle.....	01	3401	09/21	153.716	155.735	157.995	165.436	161.497
Feeder and replacement cattle.....	01	340199	09/21	153.716	155.735	157.995	165.436	161.497

See footnotes at end of table.

Table 9. Producer price indexes for commodity and service groupings and individual items, not seasonally adjusted — Continued
 [October 2023, Index base 1982=100, unless otherwise indicated]

Title	Commodity code		Other index base	Unadjusted index ¹				
	Group code	Item code		June 2023	July 2023 ^P	Aug. 2023 ^P	Sept. 2023 ^P	Oct. 2023 ^P
Slaughter poultry.....	01	4		374.865	333.103	300.564	312.102	299.475
Slaughter chickens.....	01	41		391.627	343.879	309.036	324.935	315.334
Broilers and other meat type chickens.....	01	4102		397.076	348.664	313.336	329.457	319.722
Slaughter chickens.....	01	410299	12/91	382.367	335.748	301.729	317.253	307.878
Slaughter turkeys.....	01	42		312.220	293.549	267.343	259.119	229.699
Slaughter turkeys.....	01	4201		312.220	293.549	267.343	259.119	229.699
Slaughter turkeys.....	01	420199	12/91	284.125	267.134	243.286	235.802	209.030
Slaughter ducks.....	01	43	12/91	300.288	300.288	300.288	300.288	299.376
Slaughter ducks.....	01	4301	12/91	300.288	300.288	300.288	300.288	299.376
Slaughter ducks.....	01	430199	12/91	300.288	300.288	300.288	300.288	299.376
Raw cotton.....	01	5		126.722	125.379	131.113	133.189	131.140
Raw cotton.....	01	51		125.429	124.099	129.775	131.830	129.802
Raw cotton.....	01	5101		125.429	124.099	129.775	131.830	129.802
Raw cotton.....	01	510101		125.429	124.099	129.775	131.830	129.802
Upland cotton.....	01	5101011	09/15	126.551	125.118	130.302	132.517	130.330
Pima cotton.....	01	5101012	09/15	105.301	105.301	116.685	116.685	116.685
Raw milk.....	01	6		136.559	132.745	150.292	160.209	165.041
Raw milk.....	01	61		137.112	133.282	150.900	160.857	165.708
Raw milk.....	01	6101		137.112	133.282	150.900	160.857	165.708
Raw milk.....	01	610102		137.112	133.282	150.900	160.857	165.708
Chicken eggs.....	01	7		189.415	198.949	211.413	227.042	202.509
Chicken eggs.....	01	71		189.415	198.949	211.413	227.042	202.509
Eggs for fresh use.....	01	7107	12/91	158.528	158.999	174.547	188.600	164.191
Eggs, jumbo.....	01	710701	12/84	184.504	185.279	206.124	229.962	223.660
Eggs, extra large.....	01	710702	12/84	188.112	189.046	204.992	225.403	186.692
Eggs, large.....	01	710703		189.346	190.218	213.737	229.751	195.909
Eggs, medium.....	01	710704	12/84	181.028	179.797	180.926	193.849	192.826
Eggs, small.....	01	710705	12/84	127.412	127.412	127.412	139.703	139.703
Breaker stock and checks and undergrades.....	01	7108	12/91	176.032	201.891	201.891	214.216	200.189
Breaker stock.....	01	710801	12/91	172.435	196.399	196.399	208.380	195.223
Checks and undergrades.....	01	710802	12/91	216.894	262.371	262.371	278.462	255.375
Hay, hayseeds, and oilseeds.....	01	8		285.723	304.728	274.708	274.146	258.461
Hay and hayseeds.....	01	81		466.112	467.571	382.319	402.930	384.085
Hay and hayseeds.....	01	8101		466.112	467.571	382.319	402.930	384.085
Alfalfa hay.....	01	810101		440.306	415.362	355.270	387.377	380.815
All other hay.....	01	810102	09/15	171.585	182.554	143.070	145.650	134.258
Oilseeds.....	01	83		252.687	272.316	249.231	246.678	232.163
Oilseeds.....	01	8301		252.687	272.316	249.231	246.678	232.163
Peanuts.....	01	830111		141.091	142.086	140.421	131.615	127.703
Cottonseed.....	01	830121		220.982	221.965	227.520	231.767	236.559
Soybeans.....	01	830131		233.451	253.156	229.817	227.603	213.153
Flaxseed.....	01	830151	12/91	—	247.972	268.215	283.396	293.488
Sunflower.....	01	830161	12/91	295.403	296.774	278.939	300.204	279.495
Canola.....	01	830171	12/11	113.155	123.264	116.918	111.203	106.811
Miscellaneous oil crops.....	01	830181	09/15	171.521	170.671	170.584	171.413	171.413
Processed foods and feeds.....	02	—		259.859	259.397	260.740	262.226	261.564
Cereal and bakery products.....	02	1		331.475	331.223	330.753	331.692	331.172
Bakery products.....	02	11		353.721	353.989	354.468	357.961	357.909
Bread (white, wheat, rye, etc.), including frozen.....	02	1102	06/06	173.835	176.272	175.312	177.171	176.730
Bread (white, wheat, rye, etc.), including frozen.....	02	110201	06/06	173.835	176.272	175.312	177.171	176.730
White pan bread.....	02	11020111	12/11	141.315	144.198	142.258	143.735	142.882
White hearth bread (French, Italian, etc.).....	02	11020112	12/11	143.710	144.209	144.675	144.675	145.489
Dark wheat breads (whole wheat, cracked wheat, multigrain, etc.).....	02	11020113	12/11	138.323	142.703	142.770	141.925	141.404
Other variety breads (rye, unleavened, raisin, potato, self-rising, salt-free, canned, etc.).....	02	11020114	12/11	128.357	127.412	127.346	131.508	131.542
Rolls (bread-type), muffins, bagels, and croissants.....	02	1105		365.765	359.998	363.230	369.223	370.142
Rolls (bread-type), muffins, bagels, and croissants.....	02	110505	06/06	178.447	175.634	177.211	180.134	180.583
Rolls, hamburger and wiener.....	02	11050501	12/11	131.082	128.073	128.134	131.777	132.147
All other rolls, bread-type (incl. muffins, bagels, and croissants).....	02	11050502	12/11	148.721	147.277	149.641	150.648	150.982
Other sweet goods, excluding frozen.....	02	1107		389.593	389.411	389.411	390.245	390.176
Other sweet goods, excluding frozen.....	02	110703	06/99	242.205	242.092	242.092	242.610	242.567
Soft cakes, excluding frozen.....	02	1108		429.060	427.394	430.286	440.303	439.699
Soft cakes, excluding frozen.....	02	110803	06/99	220.075	219.220	220.704	225.841	225.532
Pies (fruit, cream, and custard), excluding frozen.....	02	1109		—	—	—	—	479.358

See footnotes at end of table.

Table 9. Producer price indexes for commodity and service groupings and individual items, not seasonally adjusted — Continued
 [October 2023, Index base 1982=100, unless otherwise indicated]

Title	Commodity code		Other index base	Unadjusted index ¹				
	Group code	Item code		June 2023	July 2023 ^P	Aug. 2023 ^P	Sept. 2023 ^P	Oct. 2023 ^P
Pies (fruit, cream, and custard), excluding frozen.....	02	110903	06/99	—	—	—	—	241.357
Cookies, crackers, and related products.....	02	1121		268.831	268.920	268.977	268.977	268.977
Cookies, wafers, and ice cream cones and cups (excluding frozen).....	02	112103	06/83	268.006	268.006	268.094	268.094	268.094
Crackers, biscuits, and related products.....	02	112104	06/83	251.115	251.351	251.351	251.351	251.351
Saltines and all other crackers, cracker meal and crumbs, and biscuits.....	02	1121042	12/11	101.535	101.631	101.631	101.631	101.631
Retail bakery products, excluding retail trade.....	02	1130	06/14	158.966	161.859	161.447	162.823	162.823
Retail bakery products, excluding retail trade.....	02	113001	06/14	158.966	161.859	161.447	162.823	162.823
Flour and flour base mixes and doughs.....	02	12		265.497	265.700	263.779	264.290	263.648
Wheat flour.....	02	1203		271.423	271.737	265.229	266.971	264.003
Wheat flour.....	02	120301	06/83	264.987	265.293	258.939	260.640	257.743
Flour base mixes and doughs.....	02	1204		257.873	258.014	258.545	258.399	258.993
Flour base mixes and doughs.....	02	120401	06/83	270.967	271.115	271.673	271.519	272.144
Prepared flour mixes, including refrigerated and frozen doughs and batters, made in flour mills.....	02	1204011	12/11	135.535	134.530	134.301	134.301	133.923
Flour mixes, excluding cake mixes, made from purchased flour.....	02	1204013	12/11	139.394	139.694	140.098	139.999	140.477
Milled rice and byproducts.....	02	13		301.825	300.547	297.710	289.674	285.111
Head rice.....	02	1301		317.893	315.959	314.932	307.826	305.941
Head rice.....	02	130106	06/03	307.825	305.953	304.958	298.076	296.252
Head rice not packaged with other ingredients.....	02	1301066	12/11	141.967	140.878	140.299	136.296	135.234
Milled rice (incl second heads, screenings, brewers, bran, sharps, rice flour, and byproducts).....	02	1302	06/84	178.609	178.246	175.254	169.590	164.933
Milled rice (incl second heads, screenings, brewers, bran, sharps, rice flour, and byproducts).....	02	130201	06/84	178.609	178.246	175.254	169.590	164.933
Cereal and pasta products.....	02	14		319.939	318.545	318.128	316.422	316.029
Dry macaroni, spaghetti, and egg noodle products, made from purchased flour.....	02	1402	06/85	287.205	281.364	281.364	281.364	284.768
Dry macaroni, spaghetti, and egg noodle products, made from purchased flour.....	02	140203	12/02	236.361	231.553	231.553	231.553	234.355
Dry macaroni, spaghetti, and egg noodle products, made from purchased flour.....	02	14020303	06/09	159.287	156.047	156.047	156.047	157.935
Cereal and mill products, other than flour.....	02	1409	06/85	302.704	302.392	301.916	299.966	298.770
Manufactured starch, made by wet milling.....	02	140907	06/85	388.827	378.106	380.849	375.814	380.179
Wheat mill products, corn mill products, and other grain mill products except flour.....	02	140908	06/98	265.223	261.671	259.287	256.206	251.238
Wheat mill products, except flour.....	02	1409081	12/09	157.592	157.482	148.307	146.738	142.721
Corn mill products.....	02	1409082	12/09	166.758	164.700	169.472	166.496	164.400
Other grain mill products.....	02	1409083	12/09	177.898	171.720	167.373	167.476	163.348
Breakfast cereal.....	02	140909	12/11	135.791	138.256	138.256	138.218	138.218
Meats, poultry, and fish.....	02	2		232.954	232.363	230.699	234.504	232.901
Meats.....	02	21		239.045	240.904	237.833	239.377	237.966
Beef and veal products, fresh or frozen.....	02	2101		315.045	302.191	292.045	295.382	294.243
Beef, fresh/frozen variety meats, not canned or made into sausage, made in slaughtering plants.....	02	210126	06/08	248.537	244.598	247.121	250.163	245.584
Beef, fresh/frozen whole/half carcass, not canned or made into sausage, misp.....	02	210131	06/08	200.188	182.764	191.853	192.955	200.120
Beef, fresh/frozen, primal and subprimal cuts, made in slaughtering plants.....	02	210133	12/95	274.704	264.076	251.809	254.836	253.088
Lamb/mutton, fresh or frozen, not canned or made into sausage, made in slaughtering plants.....	02	2103		479.188	478.102	478.715	482.634	495.002
Lamb/mutton, fresh or frozen, not canned or made into sausage, made in slaughtering plants.....	02	210321	12/88	383.284	382.416	382.906	386.040	395.933
Pork products, fresh, frozen, or processed, except sausage.....	02	2104		150.357	162.339	162.203	164.542	165.659
Pork, fresh/frozen, unprocessed, all cuts, except sausage, made in slaughtering plants.....	02	210444	06/01	93.350	105.272	102.320	99.947	102.249
Pork, processed or cured, not canned or made into sausage.....	02	210447	06/01	168.020	173.147	178.280	187.947	186.229
Pork, processed or cured, not canned or made into sausage, made in slaughtering plants.....	02	2104471	06/08	187.312	183.816	194.496	198.563	197.780
Pork, processed or cured, not canned or made into sausage, mfpc.....	02	2104472	06/08	145.278	152.238	155.317	165.517	163.720
Pork, sweet-pickled, dry-cured, or dry salt, not canned or made into sausage, mfpc.....	02	21044721	09/16	127.003	127.312	127.217	126.768	125.789
Smoked hams and picnics, excluding canned, made from purchased carcasses.....	02	21044722	12/11	120.259	146.226	144.131	146.282	145.250
Smoked slab bacon, made from purchased carcasses.....	02	21044723	09/16	129.733	128.348	142.245	136.942	129.151
Smoked sliced bacon, made from purchased carcasses.....	02	21044724	12/11	118.641	116.418	120.479	140.168	138.981
Other smoked pork, not canned or made into sausage, made from purchased carcasses.....	02	21044725	12/11	127.020	126.827	126.521	127.391	127.144
Boiled ham, barbecue pork, and other cooked pork, excluding canned meats and sausage, mfpc.....	02	21044726	12/11	118.400	125.442	129.888	131.318	129.730
Other meats, fresh, frozen, or canned.....	02	2105		225.436	231.523	232.865	231.628	227.468
Fresh/processed sausage, deli & cooked meats, etc.....	02	210503	06/01	200.861	204.462	211.277	207.513	202.927
Fresh and processed sausage, deli, and cooked meats, made in slaughtering plants.....	02	2105031	06/08	215.798	216.737	216.401	225.897	232.195

See footnotes at end of table.

Table 9. Producer price indexes for commodity and service groupings and individual items, not seasonally adjusted — Continued
 [October 2023, Index base 1982=100, unless otherwise indicated]

Title	Commodity code		Other index base	Unadjusted index ¹				
	Group code	Item code		June 2023	July 2023 ^P	Aug. 2023 ^P	Sept. 2023 ^P	Oct. 2023 ^P
Fresh and processed sausage, deli, and cooked meats, mfpc.	02	2105032	06/08	171.868	175.253	181.879	177.253	172.164
Fresh sausage (pork sausage, breakfast links, etc.), excluding canned, mfpc.	02	21050321	12/11	144.662	151.573	161.982	155.883	137.121
Dry or semidry sausage (salami, cervelat, pepperoni, summer sausage, pork roll, etc), mfpc.	02	21050322	12/11	138.941	138.647	144.634	145.681	144.469
Frankfurters, including wieners, excluding canned, made from purchased carcasses.	02	21050323	12/11	141.171	142.296	142.155	142.563	142.865
Other sausage (smoked or cooked) & jellied goods & similar preparations, excluding canned, mfpc.	02	21050324	12/11	138.210	141.179	142.604	130.708	140.293
Boxed meat (beef, pork, lamb, etc.), made from purchased carcasses.	02	210504	06/08	135.490	140.019	140.466	141.070	140.344
Canned meats, excluding dog, cat, and baby food.	02	210579	12/88	286.186	285.159	285.823	284.706	279.446
Frozen ground meat patties and other processed, frozen, or cooked meats, mfpc.	02	210586	12/01	170.994	177.295	174.280	174.714	171.410
Processed poultry.	02	22		177.078	171.456	173.283	181.766	180.196
Young chickens, including bulk, chilled, frozen, whole, and in parts.	02	2203		194.865	190.838	191.928	200.881	199.166
Young chickens, including bulk, chilled, frozen, whole, and in parts.	02	220333	12/90	192.505	188.526	189.603	198.447	196.754
Turkeys, including frozen, whole, and in parts.	02	2206		194.150	188.226	182.198	177.653	171.540
Turkeys, including frozen, whole, and in parts.	02	220611	12/90	192.706	186.826	180.843	176.332	170.265
Canned, cooked, smoked or prepared poultry.	02	2208		143.944	135.479	141.159	154.552	154.234
Canned, cooked, smoked or prepared poultry.	02	220811	12/90	118.284	111.328	115.995	127.000	126.739
Chicken hens and other poultry/small game.	02	2209	12/90	113.653	113.261	113.266	113.218	113.941
Other poultry/small game (duck, goose, rabbit, etc.).	02	220911	12/90	310.053	306.760	306.799	306.670	308.628
Unprocessed and prepared seafood.	02	23		425.566	430.823	422.609	418.910	415.583
Unprocessed finfish.	02	2301		713.036	800.754	783.856	721.263	713.244
Haddock.	02	230101		261.215	362.401	294.257	281.408	300.292
Halibut.	02	230102		652.816	863.800	775.184	704.492	615.482
Flounder.	02	230131	12/91	191.720	137.413	236.109	131.047	115.720
Cod.	02	230132	12/91	103.077	116.349	159.706	97.972	91.234
Pollock.	02	230133	12/91	227.904	353.616	269.669	297.692	307.225
Rockfish.	02	230135	12/91	-	432.020	-	-	-
Tuna.	02	230136	01/16	95.664	111.469	79.571	91.641	78.939
Other finfish.	02	230199	12/91	461.277	406.995	468.670	416.822	423.181
Unprocessed shellfish.	02	2305	12/91	279.410	275.037	261.973	263.993	268.506
Shrimp.	02	230501	12/91	79.734	79.728	76.649	75.144	74.590
Crabs.	02	230502	12/91	604.845	558.124	477.720	-	-
Lobsters.	02	230503	12/91	175.640	193.467	199.383	206.360	206.297
Clams.	02	230504	12/91	273.027	273.027	273.027	273.027	270.215
Oysters.	02	230505	01/16	138.725	138.725	138.725	138.725	138.725
Sea scallops.	02	230506	01/16	108.921	106.763	107.417	107.736	115.328
Mussels.	02	230507	01/16	134.483	134.483	134.483	134.483	134.483
Prepared fresh and frozen seafood.	02	2306	12/11	130.056	130.385	128.595	128.527	127.505
Prepared fresh fish/seafood, inc. surimi/surimi-based products.	02	230601	12/11	136.802	137.675	136.518	138.048	136.387
Prepared frozen fish.	02	230602	12/11	121.345	120.188	118.756	118.089	115.756
Prepared frozen shellfish.	02	230603	12/11	124.457	122.769	117.283	116.187	118.492
Other prepared fresh and frozen seafood.	02	230604	12/11	143.460	149.416	149.126	149.070	150.046
Dairy products.	02	3		222.681	219.502	224.783	228.297	231.638
Fluid milk products.	02	31		280.963	280.058	279.657	287.638	295.930
Packaged fluid milk and related products.	02	3103	12/82	282.301	279.501	276.350	286.674	294.772
Fluid whole milk.	02	310301		260.744	257.922	254.063	265.498	271.679
Reduced fat and lowfat milk (1/2-2).	02	310302	12/82	295.651	290.947	286.356	299.029	305.010
Fat free or skim milk.	02	310303	12/82	296.325	290.528	285.660	296.692	306.820
Other fluid milk related products, packaged, incl. cartons, bottles, cans, and dispenser cans.	02	310304	12/82	305.464	306.691	307.517	312.508	326.609
Cottage cheese.	02	3104	12/82	305.786	304.945	306.088	306.384	309.211
Cottage cheese.	02	310401	12/82	305.786	304.945	306.088	306.384	309.211
Other milk products.	02	3105	12/82	241.401	241.033	240.461	242.479	244.098
Other milk products.	02	310501	12/82	241.401	241.033	240.461	242.479	244.098
Yogurt, excluding frozen.	02	3105011	12/11	121.486	121.697	121.676	121.543	121.255
Other packaged milk products.	02	3105012	12/11	143.139	142.146	141.286	144.726	147.841
Bulk fluid milk and cream.	02	3106	12/91	213.072	215.540	220.829	229.821	244.778
Bulk fluid milk and cream.	02	310601	12/91	213.072	215.540	220.829	229.821	244.778
Butter.	02	32		171.333	176.664	192.298	193.705	239.471
Butter.	02	3201		171.333	176.664	192.298	193.705	239.471
Butter.	02	320114	06/84	170.998	176.319	191.922	193.326	239.002
Natural, processed, and imitation cheese.	02	33		178.597	173.795	185.472	187.859	184.906
Natural cheese, except cottage cheese.	02	3302		169.543	165.854	176.677	179.003	176.329
Natural cheese, except cottage cheese.	02	330212	06/88	185.966	181.920	193.792	196.343	193.411
Natural cheese, except lowfat, shipped in consumer packages or containers (3 lbs or less).	02	3302121	12/07	133.194	133.147	132.381	132.439	132.862

See footnotes at end of table.

Table 9. Producer price indexes for commodity and service groupings and individual items, not seasonally adjusted — Continued
 [October 2023, Index base 1982=100, unless otherwise indicated]

Title	Commodity code		Other index base	Unadjusted index ¹				
	Group code	Item code		June 2023	July 2023 ^P	Aug. 2023 ^P	Sept. 2023 ^P	Oct. 2023 ^P
Natural cheese, except lowfat, shipped in packages or containers (more than 3 lbs) or bulk.....	02	3302122	12/07	88.419	84.778	95.823	98.019	94.758
Lowfat natural cheese, except cottage cheese, shipped in consumer packages (3 lbs. or less).....	02	3302123	06/10	120.091	120.306	120.544	121.026	120.949
Lowfat natural cheese, except cottage cheese, shipped in packages (more than 3 lbs.) or in bulk.....	02	3302124	06/10	114.241	107.129	129.438	133.936	129.387
Processed cheese and related products.....	02	3303		180.870	171.392	185.888	188.175	183.857
Process cheese and related products.....	02	330312	06/88	192.248	182.174	197.582	200.012	195.423
Process cheese, shipped in consumer packages or containers (3 lbs. or less).....	02	3303121	06/10	124.945	119.873	129.028	130.066	124.780
All other process cheese and related products.....	02	3303122	06/10	136.338	127.843	139.558	141.776	140.629
Process cheese shipped in packages or containers (more than 3 lbs.) or in bulk.....	02	33031221	06/10	133.157	127.252	126.210	127.720	141.191
Cheese food, spread, and other related products.....	02	33031225	12/11	110.248	101.459	120.956	123.278	110.632
Cheese substitutes and imitations.....	02	3304	06/88	332.977	332.977	332.977	332.977	332.977
Cheese substitutes and imitations.....	02	330401	06/88	332.977	332.977	332.977	332.977	332.977
Raw liquid whey.....	02	3307	12/04	195.008	187.415	186.156	188.538	197.064
Raw liquid whey.....	02	330701	12/04	195.008	187.415	186.156	188.538	197.064
Ice cream and frozen desserts.....	02	34		284.920	285.150	285.283	285.427	285.951
Ice cream and frozen desserts.....	02	3402	06/83	281.083	281.310	281.442	281.584	282.100
Ice cream and frozen desserts.....	02	340201	06/83	281.083	281.310	281.442	281.584	282.100
Ice cream, excl. lowfat and nonfat (incl. custards), shipped in bulk (containers 3 gal or more).....	02	3402011	12/11	135.879	135.783	135.643	135.921	137.816
Ice cream, incl. custards (excl. lowfat and nonfat) shipped in sizes less than 3 gallons.....	02	3402012	12/11	129.014	129.115	129.316	129.313	129.356
Ice cream, including custards (excluding lowfat and nonfat), novelty forms.....	02	3402013	12/11	138.186	138.180	138.185	138.333	138.782
Ice cream, including custards, lowfat and nonfat.....	02	3402014	12/11	119.966	119.950	119.938	119.938	119.987
Frozen desserts containing fats other than butterfat (incl. soy, rice, almond, oats, etc.).....	02	3402016	12/22	105.234	105.257	105.404	105.243	105.408
Other frozen desserts (yogurt, sherbet, water ices, mellorine, frozen pudding, gelato, etc.).....	02	3402019	12/11	140.376	141.090	140.540	140.834	141.108
Dry, condensed, and evaporated milk products.....	02	35		173.349	168.326	162.456	163.061	161.602
Dry milk products, including feed grade.....	02	3502	12/83	147.857	141.887	134.590	134.958	132.685
Dry milk products, including feed grade.....	02	350201	12/83	147.857	141.887	134.590	134.958	132.685
Liquid milk products.....	02	3503	12/83	208.691	207.673	208.331	207.784	209.674
Consumer-type canned milk products.....	02	350301	12/83	279.421	279.485	279.521	280.263	280.232
Bulk liquid milk products, including feed grade.....	02	350303	12/83	121.081	118.956	120.247	118.344	122.193
Ice cream mixes and related products.....	02	3505	06/02	165.042	165.414	165.489	169.097	169.975
Ice cream mixes and related products.....	02	350502	06/02	165.042	165.414	165.489	169.097	169.975
Processed fruits and vegetables.....	02	4		280.311	281.673	282.895	288.433	290.579
Canned fruits and juices.....	02	41		289.698	292.213	292.459	295.986	298.176
Canned fruits, excluding baby foods.....	02	4101		300.763	307.026	306.912	307.803	308.383
Canned fruits, excluding baby foods.....	02	410105	12/87	264.936	270.454	270.353	271.138	271.649
Canned and fresh fruit juices, nectars, and concentrates.....	02	4102		290.030	290.408	290.872	296.026	299.211
Canned and fresh fruit juices, nectars, and concentrates.....	02	410239	12/87	238.750	239.061	239.443	243.685	246.307
Frozen fruits, juices and ades.....	02	42		248.141	246.097	249.036	265.085	275.231
Frozen fruits.....	02	4202		269.931	265.267	272.422	270.844	254.895
Frozen fruits.....	02	420209	12/90	254.763	250.361	257.114	255.625	240.572
Canned vegetables and juices.....	02	44		247.862	249.897	251.202	254.934	256.279
Canned vegetables and juices.....	02	4401		247.862	249.897	251.202	254.934	256.279
Canned vegetables.....	02	440102	12/87	277.985	281.710	282.249	283.130	283.031
Canned catsup and other tomato based sauces.....	02	440127	12/87	216.380	217.281	219.132	224.492	226.789
Frozen vegetables.....	02	45		304.493	305.138	307.056	316.689	316.705
Frozen potato products (French-fried, patties, puffs, etc.).....	02	4502	12/90	323.974	325.369	327.515	345.160	345.160
Frozen potato products (French-fried, patties, puffs, etc.).....	02	450202		408.027	409.784	412.488	434.711	434.711
Frozen vegetables, other than potato products.....	02	4505	12/90	193.698	193.503	194.632	194.432	194.458
Frozen vegetables, other than potato products.....	02	450509	06/97	190.225	190.033	191.142	190.946	190.971
Dried and dehydrated food.....	02	48	12/03	217.050	217.469	217.732	217.786	220.275
Dried and dehydrated food.....	02	4801	12/03	217.050	217.469	217.732	217.786	220.275
Dried and dehydrated food.....	02	480101	12/03	217.050	217.469	217.732	217.786	220.275
Soup mixes (including dried/dehydrated/freeze-dried) and bouillon....	02	48010101	12/11	131.487	130.638	124.625	124.625	124.625
Dried and dehydrated fruits and vegetables, including freeze-dried....	02	48010102	12/11	145.570	146.084	148.890	148.941	149.062
Sugar and confectionery.....	02	5		266.223	268.103	268.438	265.260	265.538
Raw cane sugar and sugar cane mill products and byproducts.....	02	52		240.859	236.474	237.922	237.217	246.912
Raw cane sugar and sugarcane mill products and byproducts.....	02	5201		240.859	236.474	237.922	237.217	246.912
Raw cane sugar and sugarcane mill products and byproducts.....	02	520106	12/03	222.329	218.282	219.618	218.967	227.916
Refined sugar products and byproducts.....	02	53		227.462	229.260	231.762	226.410	228.492

See footnotes at end of table.

Table 9. Producer price indexes for commodity and service groupings and individual items, not seasonally adjusted — Continued
 [October 2023, Index base 1982=100, unless otherwise indicated]

Title	Commodity code		Other index base	Unadjusted index ¹				
	Group code	Item code		June 2023	July 2023 ^P	Aug. 2023 ^P	Sept. 2023 ^P	Oct. 2023 ^P
Refined sugar products and byproducts.....	02	5307	12/02	189.389	190.886	192.969	188.513	190.246
Refined granulated cane sugar and byproducts.....	02	530701	12/02	208.032	211.159	211.626	213.851	213.886
Beet sugar.....	02	530702	12/02	176.284	176.413	179.906	169.685	172.892
Confectionery materials.....	02	54		260.284	263.038	266.964	261.646	259.948
Confectionery materials.....	02	5401		260.284	263.038	266.964	261.646	259.948
Corn sweeteners, made by wet milling.....	02	540107	06/85	290.828	292.383	294.932	283.231	282.860
Chocolate coatings, made from cacao beans.....	02	540108	06/83	222.694	225.788	230.829	233.557	232.045
Other chocolate and cocoa products, made from cacao beans.....	02	540109	06/83	326.458	333.488	342.479	347.926	341.993
Confectionery end products.....	02	55		305.722	308.154	306.370	304.165	303.541
Candy and nuts.....	02	5503	06/83	275.041	277.387	275.666	273.539	272.937
Chocolate and chocolate-type confectionery products.....	02	550301	06/83	276.657	275.835	276.234	277.325	275.984
Chocolate/chocolate-type confectionery prods, cacao beans.....	02	5503011	12/11	134.745	134.745	134.745	134.831	134.831
Chocolate/confectionery products, made from purchased chocolate, not retailed.....	02	5503014	12/11	119.046	118.624	118.829	119.375	118.686
Nonchocolate-type confectioneries.....	02	550302	06/83	276.838	277.364	278.427	279.924	279.924
Nuts and seeds (salted, roasted, cooked or blanched).....	02	550304	06/91	191.209	196.723	191.992	185.526	185.358
Nuts (salted, roasted, cooked, or blanched), sold in bulk.....	02	5503041	06/08	115.158	118.784	115.591	111.096	111.096
Canned nuts (salted, roasted, cooked, or blanched).....	02	5503042	06/08	127.830	132.834	128.354	133.559	131.330
All other packaged nuts, including all types of seeds (salted, roasted, cooked, or blanched).....	02	5503043	06/08	172.398	169.925	173.956	175.090	174.079
Other confectionery-type products.....	02	550305	06/91	222.675	222.675	222.675	222.675	222.675
Beverages and beverage materials.....	02	6		252.348	250.597	253.442	253.096	253.613
Alcoholic beverages.....	02	61		218.039	217.633	217.820	218.697	219.230
Malt beverages.....	02	6101		229.901	229.752	229.668	230.663	232.021
Bottled beer and ale.....	02	610101		200.474	199.874	199.622	199.615	202.354
Canned beer and ale.....	02	610103		240.508	240.591	240.412	240.926	240.926
Beer and ale in barrels and kegs.....	02	610105	06/82	312.923	312.868	312.871	316.129	318.769
All other malt beverages and brewing products.....	02	610108	12/03	109.562	109.302	109.612	108.682	108.738
Distilled and bottled liquor, excluding brandy.....	02	6102		197.373	196.558	196.558	196.558	196.361
Distilled liquor, excluding brandy.....	02	610202	12/11	103.874	102.960	102.960	102.960	102.960
Distilled whiskey, all other distilled liquor, excluding brandy.....	02	6102022	12/11	119.773	118.719	118.719	118.719	118.719
Bottled liquor, excluding brandy.....	02	610204	12/11	104.634	104.634	104.634	104.634	104.438
Bottled whiskey.....	02	6102041	06/12	102.600	102.600	102.600	102.600	102.600
Bottled gin, vodka, rum, cordials, cocktails, and similar compounds.....	02	6102042	06/12	105.548	105.548	105.548	105.548	105.027
Wines, brandy, and brandy spirits.....	02	6104	12/83	207.121	206.680	207.276	208.494	208.492
Wines, brandy, and brandy spirits.....	02	610441	06/06	132.094	131.812	132.193	132.970	132.968
Wines, white, red & rose grape, and other fruit, 14 percent or less alcohol.....	02	6104411	12/11	116.228	115.927	116.197	116.979	116.814
Wines, white grape, 14 percent or less alcohol content.....	02	61044111	12/11	116.824	116.830	116.868	118.471	118.886
Wines, red grape, 14 percent or less alcohol content.....	02	61044112	12/11	113.056	112.441	112.950	112.950	112.206
Wines, rose grape & other fruits & berries, 14 percent or less alcohol.....	02	61044113	12/11	143.320	143.320	143.320	143.320	143.346
Wines, dessert, effervescent, and wine coolers.....	02	6104412	12/11	124.137	124.137	126.510	126.316	131.642
Other wines, brandy, and brandy spirits.....	02	6104413	12/11	151.094	151.424	151.436	151.436	150.210
Soft drinks.....	02	62		287.809	282.681	285.209	282.981	283.851
Soft drinks, non-carbonated and bottled water.....	02	6206		255.920	246.184	250.137	247.954	248.560
Bottled water, non-carb, processed or pasteurized.....	02	620608	12/03	117.789	117.237	120.357	119.925	117.646
Soft drinks, non-carbonated.....	02	620609		287.132	271.378	274.216	271.062	274.886
Soft drinks, non-carbonated, all other types.....	02	6206093	12/07	132.020	131.787	131.647	132.450	132.994
Soft drinks, non-carbonated, fruit drinks, cocktails, ades.....	02	6206094	12/11	158.872	145.932	148.373	145.270	148.118
Soft drinks, bottle/can, carbonated, all types.....	02	6210	12/11	164.877	164.488	165.097	163.919	164.501
Soft drinks, bottle/can, carbonated, all types.....	02	621001	12/11	164.877	164.488	165.097	163.919	164.501
Packaged beverage materials.....	02	63		236.614	236.598	252.688	252.866	252.395
Coffee (whole bean, ground, & instant).....	02	6301		240.841	240.758	258.791	258.958	258.510
Coffee, concentrated, including coffee substitutes.....	02	630103		196.130	196.130	201.905	201.905	201.905
Roasted coffee.....	02	630104	06/88	212.312	212.236	228.410	228.562	228.156
Tea in consumer packages, exc. canned ice tea.....	02	6303		213.958	214.474	216.218	216.478	215.813
Tea in consumer packages, exc. canned ice tea.....	02	630313	12/85	181.427	181.864	183.343	183.564	182.999
Other beverage materials.....	02	64		328.294	333.868	333.868	333.877	333.909
Other beverage materials.....	02	6401		328.294	333.868	333.868	333.877	333.909
Malt and malt byproducts.....	02	640101		169.104	169.104	169.104	169.136	169.253
Liquid beverage bases, excluding use by soft drink bottlers.....	02	640109	12/85	316.862	316.862	316.862	316.862	316.862
Fats and oils.....	02	7		327.210	330.780	347.543	349.725	349.525
Shortening, cooking oil, and margarine.....	02	78		358.464	368.618	368.580	365.259	354.844
Shortening, cooking oil, and margarine.....	02	7801		358.464	368.618	368.580	365.259	354.844
Margarine, butter blends, and butter substitutes.....	02	780109		421.223	418.483	401.927	398.108	—
Shortening and cooking oils.....	02	780115	12/11	115.310	119.622	120.786	119.711	115.489

See footnotes at end of table.

Table 9. Producer price indexes for commodity and service groupings and individual items, not seasonally adjusted — Continued
 [October 2023, Index base 1982=100, unless otherwise indicated]

Title	Commodity code		Other index base	Unadjusted index ¹				
	Group code	Item code		June 2023	July 2023 ^P	Aug. 2023 ^P	Sept. 2023 ^P	Oct. 2023 ^P
Other oilseed processing.....	02	7A	12/04	275.385	273.959	285.749	285.615	296.254
Other oilseed processing.....	02	7A01	12/04	275.385	273.959	285.749	285.615	296.254
Cotton linters.....	02	7A0104	12/11	59.866	59.063	51.591	33.329	32.705
Cottonseed cake, meal, hulls, and other byproducts.....	02	7A0105	12/11	113.688	114.027	111.704	110.196	109.848
Cottonseed cake and meal.....	02	7A01051	12/11	127.128	127.609	124.287	116.220	115.591
Other crude and refined vegetable oils and other vegetable mill products.....	02	7A0106	12/11	191.435	190.581	192.156	192.885	192.930
Other crude vegetable oils, including linseed, peanut, sunflower, safflower, etc.....	02	7A01061	12/11	235.125	234.735	236.759	237.032	237.032
Other vegetable oil mill products, including all oil seed cake and meal.....	02	7A01063	12/11	113.757	112.904	113.703	114.352	114.405
Corn oil, crude and refined.....	02	7B	01/16	—	—	195.782	212.278	207.380
Corn oil, made by wet milling.....	02	7B01	01/16	—	—	195.782	212.278	207.380
Corn oil, made by wet milling.....	02	7B0101	01/16	—	—	195.782	212.278	207.380
Miscellaneous processed foods.....	02	8		288.910	288.145	290.644	290.640	289.342
Canned jams, jellies, and preserves.....	02	81		243.589	243.714	243.836	244.097	243.725
Canned jams, jellies, and preserves.....	02	8101		243.589	243.714	243.836	244.097	243.725
Canned jams, jellies, and preserves.....	02	810102	12/87	215.597	215.708	215.816	216.047	215.718
Pickles and other pickled products, including horseradish.....	02	82		308.906	308.873	310.588	310.588	306.877
Pickles and other pickled products.....	02	8201		308.906	308.873	310.588	310.588	306.877
Pickles and other pickled products, including horseradish.....	02	820106	12/86	276.095	276.065	277.599	277.599	274.281
Specialty canning.....	02	84		329.896	316.043	346.979	347.040	347.040
Specialty canning.....	02	8401		329.896	316.043	346.979	347.040	347.040
Canned dry beans.....	02	840102	12/82	222.139	222.174	222.171	222.671	222.671
Canned soups and stews, excluding frozen and seafood.....	02	840104	12/82	448.964	448.917	448.602	448.602	448.602
Canned baby foods and other canned specialties/nationality foods.....	02	840105	06/08	151.821	125.289	184.890	184.834	184.834
Frozen specialty food.....	02	85		231.763	231.546	231.826	231.305	231.252
Frozen specialty food.....	02	8501		231.763	231.546	231.826	231.305	231.252
Frozen cakes, pies, and other pastries.....	02	850109	12/82	344.243	343.645	345.344	344.540	344.540
Frozen dinners (beef, pork, and poultry pies) and nationality foods, incl. frozen pizza.....	02	850111	12/82	185.732	185.810	185.725	185.544	185.474
Other frozen specialties, incl. all whipped topping, waffles, soups, etc., excluding seafood.....	02	850113	12/82	286.379	284.937	285.503	283.459	283.459
Prepared sauces, except tomato.....	02	86		239.708	257.112	257.026	257.026	256.956
Prepared sauces, excluding tomato-based sauces and sauces comprised of 20 percent or more meat.....	02	8601		239.708	257.112	257.026	257.026	256.956
Prepared sauces, excluding tomato-based sauces and sauces comprised of 20 percent or more meat.....	02	860103	12/86	198.803	213.237	213.165	213.165	213.108
Other miscellaneous processed foods.....	02	89		316.470	315.164	316.290	316.781	315.433
Other miscellaneous processed foods.....	02	8901		316.470	315.164	316.290	316.781	315.433
Mayonnaise, salad dressings, and sandwich spreads.....	02	890102	12/86	295.595	297.532	297.532	296.925	296.925
Dry mix food preparations.....	02	890148	06/91	160.586	160.586	161.703	162.543	162.577
Perishable non-frozen prepared food, including tortillas.....	02	890149	06/91	189.829	185.878	187.255	189.367	186.029
Perishable prepared foods.....	02	8901492	12/07	135.170	131.550	132.406	133.683	130.510
Flavoring extracts, emulsions, liquid flavors, and food colorings.....	02	890151	12/85	346.001	346.001	346.001	346.001	346.001
Other flavoring agents, except chocolate syrup.....	02	890154	12/00	169.464	169.595	169.940	167.802	167.802
Soft drink flavoring syrup, sold in bulk.....	02	89015411	12/11	155.850	155.855	155.855	155.855	155.855
Other flavoring agents (except chocolate syrups).....	02	89015412	12/11	131.146	131.146	131.146	131.146	131.146
Table salt (evaporated), pepper (white and black), and other spices.....	02	890156	06/91	281.725	281.537	281.029	280.279	280.845
Pepper and other spices in commercial sizes (1 lb or more).....	02	8901566	05/17	111.032	110.836	110.836	109.448	110.274
Peanut butter.....	02	890158	06/91	168.466	165.014	165.701	168.687	169.107
Ice.....	02	890161	12/85	296.515	298.868	298.868	300.390	300.390
Dairy product alternatives, including plant-based.....	02	890162	06/92	197.004	196.972	196.991	196.997	197.555
Dry, condensed, and evaporated dairy product alternatives, including plant-based.....	02	8901621	12/09	134.721	134.720	134.724	134.760	135.570
Liquid dairy product alternatives.....	02	8901622	12/09	126.960	126.922	126.942	126.919	126.919
Perishable beverage dairy milk alternatives, including plant-based.....	02	89016221	09/23	—	—	—	100.000	100.000
All other liquid dairy product alternatives, including plant-based.....	02	89016222	09/23	—	—	—	100.000	100.000
Chips (potato, corn, etc.).....	02	890172	12/85	302.375	302.206	303.533	303.627	303.102
Potato chips and sticks, plain and flavored.....	02	8901721	12/07	173.237	173.016	173.016	173.016	172.684
Corn chips and related products.....	02	8901722	12/07	205.433	205.390	208.072	208.077	207.450
Other chips, sticks (hard pretzels, bacon rinds, popcorn (except candied), etc.).....	02	8901723	12/07	188.717	188.717	188.779	188.977	188.977
Vinegar and cider.....	02	890174	12/85	203.233	203.233	203.233	203.179	203.179
Other food preparations.....	02	890175	12/85	304.967	307.488	307.302	307.113	307.132
Prepared animal feeds.....	02	9		249.906	251.898	251.744	250.379	245.059
Soybean cake, meal, and other byproducts.....	02	92		148.679	152.762	153.455	149.845	145.680
Soybean cake, meal, and byproducts.....	02	9201		148.679	152.762	153.455	149.845	145.680

See footnotes at end of table.

Table 9. Producer price indexes for commodity and service groupings and individual items, not seasonally adjusted — Continued
 [October 2023, Index base 1982=100, unless otherwise indicated]

Title	Commodity code		Other index base	Unadjusted index ¹				
	Group code	Item code		June 2023	July 2023 ^P	Aug. 2023 ^P	Sept. 2023 ^P	Oct. 2023 ^P
Soybean cake, meal, and byproducts.....	02	920112	12/04	181.351	186.331	187.177	182.773	177.693
Soybean cake and meal.....	02	9201121	12/09	100.555	101.016	102.537	99.978	98.092
Other soybean products, including isolates and concentrates.....	02	9201122	12/09	181.909	220.509	205.982	203.279	184.594
Formula feeds.....	02	93		277.972	275.870	271.422	267.959	263.204
Formula feeds.....	02	9301		277.972	275.870	271.422	267.959	263.204
Chicken and turkey feed, supplements, concentrates, and premixes.....	02	930102	12/86	283.959	282.061	273.803	268.535	258.906
Dairy cattle feed, supplements, concentrates, and premixes.....	02	930110	12/11	125.135	122.007	120.891	118.932	118.627
Swine feed, supplements, concentrates, and premixes.....	02	930115	12/11	124.520	124.531	123.856	123.738	123.210
Beef cattle feed, supplements, concentrates, and premixes.....	02	930117	12/11	126.532	126.431	124.928	123.202	121.090
Poultry, exc. chicken and turkey, and livestock, exc. cattle and swine, feed.....	02	930118	12/86	353.940	353.960	353.695	353.818	353.837
Miscellaneous feedstuffs.....	02	94		335.307	339.369	341.785	343.027	335.647
Pet food.....	02	9402		359.247	359.155	359.315	359.257	359.081
Dog and cat food.....	02	940202	12/85	309.526	309.601	309.744	309.744	309.744
Dog food.....	02	9402021	12/10	157.250	157.305	157.306	157.306	157.306
Canned dog food.....	02	94020211	12/10	182.565	182.565	182.565	182.565	182.565
Dry and semi moist dog food.....	02	94020214	12/11	144.200	144.262	144.264	144.264	144.264
Cat food.....	02	9402022	12/10	164.239	164.239	164.486	164.486	164.486
Canned cat food.....	02	94020224	12/11	166.326	166.326	166.326	166.326	166.326
Dry and semi moist cat food.....	02	94020225	12/10	151.813	151.813	152.098	152.098	152.098
Pet (excluding dog and cat), laboratory, and fur animal feed.....	02	940203	12/85	279.561	277.476	277.545	276.847	274.728
Miscellaneous feedstuffs other than pet food.....	02	9403		302.245	310.084	314.543	316.968	303.049
Meat meal and meat and bone meal.....	02	940301		220.890	216.954	226.033	231.346	224.365
Wet process corn byproducts.....	02	940317	06/85	224.479	216.235	209.238	210.556	186.018
Other animal feeds, including fertilizer byproducts and feather.....	02	940325	12/97	220.935	217.426	217.203	216.921	214.534
Animal and marine feed and fertilizer byproducts, except meat and bone meal.....	02	9403252	06/09	115.764	114.777	117.387	120.039	120.457
Other prepared animal feeds, including feeding materials and adjuncts.....	02	9403253	06/09	132.104	129.313	126.958	124.508	121.721
Miscellaneous byproducts of slaughtering plants.....	02	940333	06/01	502.367	553.023	568.125	575.726	550.828
Distillers' dried grains (dark and light) and dried solubles.....	02	940334	12/22	92.010	83.701	86.587	84.980	84.260
Textile products and apparel.....	03	—		183.632	183.958	182.816	184.435	185.306
Synthetic fibers.....	03	1		160.827	162.882	158.952	162.801	166.862
Unprocessed filament yarns.....	03	15		166.648	168.777	164.704	168.693	172.901
Noncellulosic and cellulosic organic fibers.....	03	1504	05/22	102.754	104.067	101.556	104.016	106.610
Noncellulosic fibers.....	03	150401		152.348	154.173	150.396	154.107	160.412
Noncellulosic organic fibers.....	03	1504014	06/05	134.560	136.625	132.355	136.603	143.875
Polyester manufactured fibers.....	03	15040147	06/11	121.897	122.883	123.136	123.597	123.310
Other noncellulosic organic fibers, incl. polyamide, polyolefin, and producer-textured.....	03	15040149	06/11	124.152	126.509	120.463	126.113	136.338
Processed yarns and threads.....	03	2		176.882	177.361	177.043	177.572	176.530
Yarns.....	03	26		170.585	171.057	170.744	171.266	170.236
Spun cotton yarns.....	03	2601		152.612	152.612	152.612	152.612	152.708
Spun cotton yarns.....	03	260115	05/22	80.972	80.972	80.972	80.972	81.023
Spun synthetic yarns.....	03	2603		161.676	161.676	161.676	161.676	160.511
Spun synthetic yarns.....	03	260304	12/94	144.915	144.915	144.915	144.915	143.871
Textured and twisted yarns.....	03	2604	12/88	178.121	179.179	178.094	179.180	177.210
Textured and twisted yarns.....	03	260405	05/22	94.303	94.863	94.289	94.864	93.821
Other spun noncellulosic and natural fiber (excluding cotton and wool) yarns.....	03	2607	06/08	136.355	136.137	137.995	137.995	137.789
Other spun noncellulosic and natural fiber (excluding cotton and wool) yarns.....	03	260701	06/08	136.355	136.137	137.995	137.995	137.789
Greige fabrics.....	03	3		171.438	170.207	170.322	170.435	170.919
Greige broadwoven fabrics.....	03	37		175.511	174.591	174.545	174.720	175.467
Greige manmade, silk, and other natural fiber (exc cotton/wool) broadwoven fabrics.....	03	3703		168.694	168.561	168.346	168.469	169.033
Greige manmade, silk, and other natural fiber (exc cotton/wool) broadwoven fabrics.....	03	370304	12/94	148.233	148.116	147.927	148.035	148.531
Greige knit fabrics.....	03	38		196.713	195.613	195.613	195.613	195.613
Weft (circular) knit fabrics, greige goods (excluding hosiery).....	03	3803		176.050	173.798	173.798	173.798	173.798
Weft (circular) knit fabrics, greige goods (excluding hosiery).....	03	380301		176.050	173.798	173.798	173.798	173.798
Warp knit fabrics, greige goods (excluding hosiery).....	03	3804		225.830	225.830	225.830	225.830	225.830
Warp knit fabrics, greige goods (excluding hosiery).....	03	380401		225.830	225.830	225.830	225.830	225.830
Tire cord and tire fabric.....	03	39	06/84	147.407	145.292	145.891	145.891	145.891
Tire cord and tire fabrics.....	03	3901	06/84	147.407	145.292	145.891	145.891	145.891
Tire cord and tire fabrics.....	03	390101	06/84	147.407	145.292	145.891	145.891	145.891
Finished fabrics.....	03	4		202.325	201.967	201.714	201.892	201.764

See footnotes at end of table.

Table 9. Producer price indexes for commodity and service groupings and individual items, not seasonally adjusted — Continued
 [October 2023, Index base 1982=100, unless otherwise indicated]

Title	Commodity code		Other index base	Unadjusted index ¹				
	Group code	Item code		June 2023	July 2023 ^P	Aug. 2023 ^P	Sept. 2023 ^P	Oct. 2023 ^P
Finished broadwoven fabrics.....	03	42		213.655	211.208	211.032	209.236	209.191
Finished cotton broadwoven fabrics.....	03	4201		196.313	195.672	195.436	195.873	195.224
Finished cotton broadwoven fabrics.....	03	420104	12/94	173.831	173.264	173.055	173.442	172.867
Finished manmade, silk, and other natural fiber (exc. cotton and wool) broadwoven fabrics.....	03	4203		225.972	222.337	222.186	218.992	219.295
Finished manmade, silk, and other natural fiber (exc. cotton and wool) broadwoven fabrics.....	03	420306	12/94	186.043	183.050	182.926	180.296	180.545
Finished manmade, silk, & natural fiber (exc cotton/wool) broadwoven, finished in weaving mills.....	03	4203061	06/10	124.116	123.880	124.037	123.883	124.328
Finished manmade fiber, silk and other natural fiber broadwoven fabrics, finishing mill.....	03	4203062	06/10	173.989	169.723	169.406	165.614	165.614
Woven and braided narrow fabrics.....	03	44		259.851	258.134	261.299	261.676	262.300
Woven and braided narrow fabrics.....	03	4402	06/84	259.852	258.135	261.300	261.677	262.301
Woven narrow fabrics (12 inches or less in width).....	03	440204	12/89	220.039	218.318	221.487	221.864	222.554
Braided narrow fabrics (12 inches or less in width).....	03	440205	12/08	227.590	227.590	227.605	227.605	227.242
Nonwoven fabrics and felts.....	03	45		205.472	205.253	203.754	203.973	203.910
Nonwoven fabrics and felts.....	03	4503		205.472	205.253	203.754	203.973	203.910
Nonwoven fabrics.....	03	450321		204.603	204.467	202.850	203.124	202.966
Pressed, punched, or needled felts, excluding hats.....	03	450333	12/01	134.544	133.509	133.887	133.421	134.401
Coated fabrics, not rubberized.....	03	46	06/85	260.056	259.907	260.535	262.375	260.682
Coated fabrics, not rubberized.....	03	4601	06/85	260.056	259.907	260.535	262.375	260.682
Vinyl coated fabrics, including expanded vinyl coated.....	03	460102	06/85	245.208	245.208	246.824	250.221	244.411
Coated or laminated fabrics and coated yarns, incl. impregnated fabrics.....	03	460103	06/85	270.207	269.995	270.220	271.437	271.437
Screen printed textile materials, embroideries, and lace goods.....	03	47	06/85	221.531	221.942	222.021	222.497	222.622
Screen printed textile and apparel materials and embroideries.....	03	4701	06/85	221.815	222.227	222.307	222.786	222.911
Embroideries (excluding Schiffli machine products) and embroidery contractors.....	03	470103	12/11	130.545	132.645	133.115	130.610	130.766
Screen printing on garments, apparel accessories, and other fabric articles, excluding labels.....	03	470108	12/85	221.880	221.568	221.482	223.057	223.151
Knit fabrics, finished in knitting mills.....	03	48	12/03	171.816	171.816	171.695	172.468	172.417
Weft (circular) knit fabrics, knit and finished in the same establishment (excluding hosiery).....	03	4801	12/03	198.801	198.801	198.801	199.237	199.237
Weft (circular) knit fabrics, knit and finished in the same establishment (excluding hosiery).....	03	480101	12/03	198.801	198.801	198.801	199.237	199.237
Warp knit goods, knit and finished in the same establishment.....	03	4802	12/03	150.554	150.554	150.320	151.414	151.317
Warp knit goods, knit and finished in the same establishment.....	03	480201	12/03	150.554	150.554	150.320	151.414	151.317
Warp knit fabrics, knit and finished in same establishment.....	03	4802011	06/08	167.893	167.893	167.627	168.870	168.762
Apparel & other fabricated textile prods.....	03	8		177.300	177.671	176.824	179.151	180.067
Apparel.....	03	81		156.946	156.995	157.061	157.586	157.784
Miscellaneous apparel and accessories.....	03	8104	12/83	224.837	224.776	224.944	227.606	227.606
Men's and boys' fabric, straw, and felt hats, made from purchased materials.....	03	810414	12/09	168.253	168.253	168.253	178.930	178.930
Hat bodies and fabric caps, made from purchased materials.....	03	810416	12/09	186.260	186.260	186.260	186.260	186.260
Gloves and mittens, made from purchased materials.....	03	810424	12/11	149.509	149.509	149.509	149.509	149.509
Leather and sheep-lined apparel, made from purchased materials.....	03	810428	12/03	198.676	197.648	197.648	201.070	201.070
Apparel and accessories, n.e.c.....	03	810441	12/85	190.330	190.330	190.330	190.556	190.556
All other cut and sew apparel, made from purchased materials.....	03	81044118	12/22	103.196	103.196	103.196	103.371	103.371
Fabricated apparel accessories.....	03	8104412	06/09	147.765	147.765	147.765	147.765	147.765
All other apparel accessories, made from purchased materials.....	03	81044125	12/11	141.426	141.426	141.426	141.426	141.426
Women's, girls', and infants' cut and sew apparel.....	03	8106	12/03	107.069	107.224	107.225	107.271	107.277
Women's and girls' blouses and shirts, made from purchased fabrics.....	03	810603	12/22	100.000	100.116	100.119	100.119	100.119
Women's and girls' dresses, made from purchased fabrics.....	03	810611	12/03	98.778	98.972	98.972	98.972	98.972
Women's and girls' lingerie and nightwear, made from purchased fabrics.....	03	810647		161.591	161.591	161.591	161.591	161.591
Women's and girls' other outerwear, made from purchased fabrics.....	03	810661	12/22	100.554	100.562	100.562	100.713	100.731
Men's and boys' cut and sew apparel.....	03	8107	12/03	139.033	138.290	138.431	138.446	139.269
Men's and boys' pants, except work pants, made from purchased fabrics.....	03	810703	12/22	100.000	92.859	92.859	92.859	—
Men's and boys' work clothing, made from purchased fabrics.....	03	810713	12/22	102.593	102.508	102.508	102.508	102.508
Men's and boys' shirts, except work shirts, made from purchased fabrics.....	03	810723	12/22	100.000	100.000	100.588	100.588	100.885
Men's and boys' suits, coats, and overcoats, made from purchased fabrics.....	03	810735	12/13	124.565	124.565	124.565	124.565	126.248
Men's and boys' other outerwear, made from purchased fabrics.....	03	810744	12/22	101.166	101.396	101.396	101.490	101.521
Men's and boys' nightwear, robes, and underwear, made from purchased fabrics.....	03	810761	12/03	161.145	161.145	161.145	161.145	161.698
Apparel made in knitting mills.....	03	8108	12/03	123.868	124.657	124.657	124.657	124.657
Knit outerwear, underwear, and nightwear, made in knitting mills.....	03	810808	05/16	112.457	112.457	112.457	112.457	112.457
Hosiery and socks.....	03	810831	05/20	106.808	107.722	107.722	107.722	107.722

See footnotes at end of table.

Table 9. Producer price indexes for commodity and service groupings and individual items, not seasonally adjusted — Continued
 [October 2023, Index base 1982=100, unless otherwise indicated]

Title	Commodity code		Other index base	Unadjusted index ¹				
	Group code	Item code		June 2023	July 2023 ^P	Aug. 2023 ^P	Sept. 2023 ^P	Oct. 2023 ^P
Textile house furnishings.....	03	82		182.656	182.804	182.085	182.054	182.006
Textile house furnishings.....	03	8203	06/83	196.744	196.903	196.128	196.095	196.044
Curtains and draperies, made from purchased materials.....	03	820304	12/05	150.908	152.045	152.045	152.045	152.045
Other textiles, including towels and bed textiles.....	03	820312	06/05	146.217	145.975	145.187	145.153	145.101
Fabricated textile products, made in weaving mills.....	03	8203121	06/11	101.922	103.713	99.845	99.582	99.180
Other household textile products.....	03	8203122	06/11	131.969	131.498	131.214	131.214	131.214
Bedspreads, made from purchased materials.....	03	82031221	12/11	139.542	139.542	139.542	139.542	139.542
Sheets and pillowcases, made from purchased materials.....	03	82031223	12/11	157.610	157.610	157.610	157.610	157.610
Other household furnishings, made from purchased materials.....	03	82031226	12/11	126.963	126.430	126.107	126.107	126.107
Industrial and other fabricated products.....	03	83		216.983	217.846	215.825	221.390	223.606
Industrial and other fabricated products.....	03	8303		216.134	216.994	214.981	220.525	222.732
Rope, cordage, and twine.....	03	830321	06/12	135.861	136.137	136.563	136.147	135.790
All other textile bags.....	03	830334	06/10	153.018	152.955	152.952	152.952	152.952
Canvas and related products.....	03	830345	06/03	180.754	182.195	182.206	185.950	186.082
All other fabricated textile products, excluding trimming and findings.....	03	830351	12/85	170.091	170.145	166.132	172.920	177.142
All other miscellaneous fabricated textile products.....	03	8303516	09/18	127.317	127.378	127.415	127.771	127.971
Trimming and findings, excluding automobile and apparel.....	03	830361	12/06	210.241	210.241	210.206	210.206	210.206
Miscellaneous textile products/services.....	03	9	06/85	197.161	195.957	195.426	195.897	194.739
Miscellaneous textile products/services.....	03	94	09/18	134.722	133.900	133.537	133.859	133.068
Miscellaneous textile products/services.....	03	9401	09/18	134.722	133.900	133.537	133.859	133.068
Textile and fabric finishing, except broadwoven.....	03	940103	12/01	168.242	165.132	163.762	163.762	158.214
Hides, skins, leather, and related products.....	04	—		177.041	178.519	179.509	179.712	177.583
Hides and skins, incl. cattle.....	04	1		108.318	106.380	108.908	109.728	101.928
Hides and skins, incl. cattle.....	04	19	06/01	49.590	48.703	49.861	50.236	46.665
Hides, skins, and pelts, made in slaughtering plants.....	04	1901	06/01	49.590	48.703	49.861	50.236	46.665
Hides, skins, and pelts, made in slaughtering plants.....	04	190108	06/01	49.590	48.703	49.861	50.236	46.665
Leather.....	04	2		199.780	199.833	201.397	201.244	201.144
Finished and unfinished leather.....	04	27	12/97	109.520	109.549	110.406	110.322	110.267
Finished and unfinished leather.....	04	2701	12/97	109.520	109.549	110.406	110.322	110.267
Finished and unfinished leather.....	04	270102	12/03	91.358	91.382	92.098	92.028	91.982
Footwear.....	04	3		250.779	251.034	251.034	251.034	251.004
Men's nonathletic footwear.....	04	31		292.929	293.146	293.146	293.146	293.254
Men's footwear (size 6 and larger), excluding athletic.....	04	3105	12/93	204.280	204.431	204.431	204.431	204.506
Men's footwear (size 6 and larger), excluding athletic.....	04	310501	12/93	204.434	204.585	204.585	204.585	204.661
Women's nonathletic footwear.....	04	32		193.027	193.524	193.524	193.524	193.208
Women's footwear (size 4 and larger), excluding athletic.....	04	3205	12/93	150.914	151.303	151.303	151.303	151.055
Women's footwear (size 4 and larger), excluding athletic.....	04	320501	12/93	150.831	151.220	151.220	151.220	150.973
Other footwear including slippers.....	04	39	12/02	172.660	172.660	172.660	172.660	—
Other footwear, excluding rubber and plastic soled footwear.....	04	3901	12/02	172.660	172.660	172.660	172.660	—
Other footwear, excluding rubber and plastic soled footwear.....	04	390104	12/11	153.462	153.462	153.462	153.462	—
Other leather and related products.....	04	4		215.426	222.705	222.705	222.705	223.036
Luggage and small leather goods.....	04	41		191.877	203.261	203.261	203.261	203.552
Luggage and small leather goods.....	04	4101		191.877	203.261	203.261	203.261	203.552
Luggage (including suitcases, travel bags, backpacks, and other types).....	04	410112	12/84	144.926	162.050	162.050	162.050	162.050
Women's and children's handbags and purses.....	04	410128	06/82	196.861	196.941	196.941	196.941	197.323
Personal leather goods (excluding women's handbags and purses).....	04	410132	06/82	202.521	202.521	202.521	202.521	204.766
Leather and leather-like goods, n.e.c.....	04	45	06/85	230.186	231.285	231.285	231.285	231.643
Leather and leather-like goods, n.e.c.....	04	4501	06/85	230.186	231.285	231.285	231.285	231.643
All other leather goods.....	04	450101	06/85	255.920	257.264	257.264	257.264	257.701
Boot and shoe cut stock and findings.....	04	4501011	12/11	121.156	121.156	121.156	121.156	121.156
All other miscellaneous leather goods.....	04	4501014	12/11	155.608	156.527	156.527	156.527	156.826
Leather belts, made from purchased materials.....	04	450111	06/85	176.127	176.127	176.127	176.127	176.127
Fuels and related products and power.....	05	—		225.588	230.025	248.687	254.542	241.253
Coal.....	05	1		276.560	279.681	283.910	285.981	291.443
Coal.....	05	13		276.560	279.681	283.910	285.981	291.443
Coal.....	05	1301		276.560	279.681	283.910	285.981	291.443
Unprepared bituminous coal and lignite (utility sold).....	05	130101		174.876	174.825	178.118	177.553	177.592
Unprepared bituminous coal and lignite from surface mine (utility sold).....	05	1301011	06/08	136.443	136.710	141.897	139.779	138.358
Unprepared bituminous coal and lignite from underground mine (utility sold).....	05	1301012	12/22	110.235	109.919	109.569	110.767	112.136
Prepared bituminous coal and lignite (utility sold).....	05	130102	12/01	311.757	316.340	321.523	325.096	334.138

See footnotes at end of table.

Table 9. Producer price indexes for commodity and service groupings and individual items, not seasonally adjusted — Continued
 [October 2023, Index base 1982=100, unless otherwise indicated]

Title	Commodity code		Other index base	Unadjusted index ¹				
	Group code	Item code		June 2023	July 2023 ^P	Aug. 2023 ^P	Sept. 2023 ^P	Oct. 2023 ^P
Prepared bituminous coal & lignite, from surface mine (utility sold) . . .	05	1301021	06/08	175.619	164.163	175.277	179.091	191.773
Prepared bituminous coal & lignite, from underground mine (utility sold) . . .	05	1301022	06/08	177.553	187.961	186.361	187.395	188.330
Coal exports	05	130103	12/22	90.455	89.542	90.412	88.417	89.351
Coal non-utility sold (including anthracite)	05	130104	12/86	342.716	353.295	354.954	366.116	358.826
Gas fuels	05	3		91.259	113.385	114.683	118.076	122.254
Natural gas	05	31		68.081	84.116	83.210	82.919	91.978
Natural gas	05	3101		68.081	84.116	83.210	82.919	91.978
Natural gas	05	310105	06/96	86.287	106.609	105.461	105.093	116.573
Natural gas from the wellhead	05	3101051	06/09	47.023	58.440	57.441	57.550	65.519
Natural gas from processing facilities	05	3101052	06/09	55.161	65.901	67.630	65.347	61.397
Liquefied petroleum gas	05	32		121.110	151.849	159.036	171.764	159.988
Liquefied petroleum gas	05	3201		121.110	151.849	159.036	171.764	159.988
Isopentane and natural gasoline	05	320102	06/09	79.676	86.245	96.173	105.168	96.670
Propane	05	320104		108.208	122.435	137.345	154.800	144.065
Butane	05	320105		81.398	100.162	116.846	128.287	115.701
Plant condensate, ethane, gas mixtures, and other natural gas liquids . . .	05	320108	06/09	40.912	54.719	54.649	58.071	54.595
Electric power	05	4		275.769	277.085	277.657	277.943	266.474
Residential electric power	05	41	12/90	230.310	230.731	231.097	230.712	223.822
Residential electric power	05	4121	12/90	230.310	230.731	231.097	230.712	223.822
Residential electric power	05	412101	12/90	230.310	230.731	231.097	230.712	223.822
Residential electric power, New England	05	4121011	12/07	210.629	187.479	187.479	187.869	196.861
Residential electric power, Middle Atlantic	05	4121012	12/07	140.728	141.857	142.132	142.136	140.602
Residential electric power, East North Central	05	4121013	12/07	175.612	175.572	175.799	175.815	164.938
Residential electric power, West North Central	05	4121014	12/07	156.165	154.972	156.897	152.119	136.631
Residential electric power, South Atlantic	05	4121015	12/07	156.145	156.433	157.914	159.507	151.137
Residential electric power, East South Central	05	4121016	12/07	159.044	158.818	158.340	156.161	156.432
Residential electric power, West South Central	05	4121017	12/07	145.514	150.652	149.036	147.706	146.716
Residential electric power, Mountain	05	4121018	12/07	135.601	136.744	136.744	134.544	134.646
Residential electric power, Pacific	05	4121019	12/07	232.152	235.521	235.545	236.672	229.807
Commercial electric power	05	42		263.893	265.337	265.600	266.888	254.581
Commercial electric power	05	4221	12/90	230.978	232.242	232.472	233.599	222.828
Commercial electric power	05	422101	12/90	230.978	232.242	232.472	233.599	222.828
Commercial electric power, New England	05	4221011	12/07	202.090	174.378	174.378	175.065	178.691
Commercial electric power, Middle Atlantic	05	4221012	12/07	140.427	145.294	143.798	146.379	140.790
Commercial electric power, East North Central	05	4221013	12/07	162.702	162.546	163.257	163.323	151.144
Commercial electric power, West North Central	05	4221014	12/07	147.787	150.436	155.017	149.720	138.847
Commercial electric power, South Atlantic	05	4221015	12/07	130.144	128.233	129.058	131.373	129.369
Commercial electric power, East South Central	05	4221016	12/07	147.325	150.472	149.878	148.626	145.631
Commercial electric power, West South Central	05	4221017	12/07	139.508	144.363	143.356	145.096	145.746
Commercial electric power, Mountain	05	4221018	12/07	144.323	147.567	147.567	143.291	143.860
Commercial electric power, Pacific	05	4221019	12/07	243.805	248.947	248.989	250.911	222.504
Industrial electric power	05	43		312.100	315.619	317.410	317.294	298.183
Industrial electric power	05	4321	12/90	262.430	265.388	266.895	266.797	250.728
Industrial electric power	05	432101	12/90	262.430	265.388	266.895	266.797	250.728
Industrial electric power, New England	05	4321011	12/07	167.077	178.993	173.539	163.076	148.174
Industrial electric power, Middle Atlantic	05	4321012	12/07	140.236	139.204	140.268	141.688	149.225
Industrial electric power, East North Central	05	4321013	12/07	240.863	240.469	243.993	242.035	223.239
Industrial electric power, West North Central	05	4321014	12/07	164.600	168.147	169.623	160.089	149.109
Industrial electric power, South Atlantic	05	4321015	12/07	121.784	119.660	120.664	122.881	122.412
Industrial electric power, East South Central	05	4321016	12/07	142.158	145.714	146.634	145.314	140.300
Industrial electric power, West South Central	05	4321017	12/07	128.704	129.112	128.224	127.547	124.052
Industrial electric power, Mountain	05	4321018	12/07	165.597	176.956	181.218	194.180	158.474
Industrial electric power, Pacific	05	4321019	12/07	244.080	246.468	246.554	247.506	226.604
Transportation electric power	05	46	12/10	136.383	133.224	133.231	135.399	128.520
Transportation electric power	05	4621	12/10	136.383	133.224	133.231	135.399	128.520
Transportation electric power	05	462111	12/10	136.383	133.224	133.231	135.399	128.520
Utility natural gas	05	5	12/90	255.561	259.082	263.046	260.750	262.173
Residential natural gas	05	51	12/90	266.981	268.284	270.911	268.519	270.366
Residential natural gas	05	5121	12/90	266.981	268.284	270.911	268.519	270.366
Residential natural gas	05	512101	12/90	266.981	268.284	270.911	268.519	270.366
Residential natural gas, New England	05	5121011	06/12	148.624	134.127	133.630	132.420	135.844
Residential natural gas, Middle Atlantic	05	5121012	06/12	147.064	146.513	148.580	148.435	145.394
Residential natural gas, East North Central	05	5121013	06/12	136.811	138.828	138.313	135.728	138.614
Residential natural gas, West North Central	05	5121014	06/12	137.136	137.737	135.829	135.420	135.698
Residential natural gas, South Atlantic	05	5121015	06/12	130.581	134.088	133.228	132.776	136.528

See footnotes at end of table.

Table 9. Producer price indexes for commodity and service groupings and individual items, not seasonally adjusted — Continued
 [October 2023, Index base 1982=100, unless otherwise indicated]

Title	Commodity code		Other index base	Unadjusted index ¹				
	Group code	Item code		June 2023	July 2023 ^P	Aug. 2023 ^P	Sept. 2023 ^P	Oct. 2023 ^P
Residential natural gas, East South Central.....	05	5121016	06/12	109.082	113.661	113.104	99.949	100.975
Residential natural gas, West South Central.....	05	5121017	06/12	176.068	181.135	182.699	184.024	191.143
Residential natural gas, Mountain.....	05	5121018	06/12	207.230	202.655	204.477	204.645	204.379
Residential natural gas, Pacific.....	05	5121019	06/12	159.068	163.237	171.535	170.134	170.642
Commercial natural gas.....	05	52	12/90	242.007	246.613	251.081	245.586	251.638
Commercial natural gas.....	05	5221	12/90	242.007	246.613	251.081	245.586	251.638
Commercial natural gas.....	05	522101	12/90	242.007	246.613	251.081	245.586	251.638
Commercial natural gas, New England.....	05	5221011	06/12	121.978	119.614	117.915	114.107	116.527
Commercial natural gas, Middle Atlantic.....	05	5221012	06/12	122.390	122.482	127.528	127.205	126.362
Commercial natural gas, East North Central.....	05	5221013	06/12	130.619	133.892	132.554	121.538	135.736
Commercial natural gas, West North Central.....	05	5221014	06/12	136.748	144.309	142.739	141.745	141.690
Commercial natural gas, South Atlantic.....	05	5221015	06/12	115.522	117.792	118.452	116.714	119.164
Commercial natural gas, East South Central.....	05	5221016	06/12	116.474	119.954	123.186	116.205	112.808
Commercial natural gas, West South Central.....	05	5221017	06/12	178.922	183.647	187.884	189.057	198.851
Commercial natural gas, Mountain.....	05	5221018	06/12	225.404	222.937	226.781	228.281	226.933
Commercial natural gas, Pacific.....	05	5221019	06/12	152.670	160.959	171.799	170.955	170.514
Industrial natural gas.....	05	53	12/90	196.543	204.169	211.942	208.537	208.305
Industrial natural gas.....	05	5321	12/90	196.543	204.169	211.942	208.537	208.305
Industrial natural gas.....	05	532101	12/90	196.543	204.169	211.942	208.537	208.305
Industrial natural gas, New England.....	05	5321011	09/16	122.416	114.625	112.876	108.970	113.149
Industrial natural gas, Middle Atlantic.....	05	5321012	09/16	143.170	158.188	159.425	158.745	133.692
Industrial natural gas, East North Central.....	05	5321013	06/12	103.299	111.892	112.321	112.526	111.149
Industrial natural gas, West North Central.....	05	5321014	06/12	158.055	169.451	171.729	173.536	172.227
Industrial natural gas, South Atlantic.....	05	5321015	09/16	140.010	141.886	141.967	142.440	141.880
Industrial natural gas, East South Central.....	05	5321016	09/16	108.383	114.404	117.868	109.947	106.898
Industrial natural gas, West South Central.....	05	5321017	09/16	133.419	138.973	153.720	148.226	157.392
Industrial natural gas, Mountain.....	05	5321018	09/16	179.380	177.380	185.805	186.089	185.328
Industrial natural gas, Pacific.....	05	5321019	09/16	153.519	152.798	154.891	152.686	150.039
Natural gas to electric power.....	05	54	12/90	218.412	222.787	226.833	226.340	225.640
Natural gas to electric power.....	05	5421	12/90	218.412	222.787	226.833	226.340	225.640
Natural gas to electric power.....	05	542101	12/90	218.412	222.787	226.833	226.340	225.640
Crude petroleum (domestic production).....	05	6		191.180	207.341	224.121	247.360	240.147
Crude petroleum (domestic production).....	05	61		191.180	207.341	224.121	247.360	240.147
Crude petroleum (domestic production).....	05	6101		191.180	207.341	224.121	247.360	240.147
Crude petroleum (domestic production).....	05	610102	06/84	208.222	225.823	244.100	269.409	261.554
Petroleum products, refined.....	05	7		281.866	281.498	330.529	337.828	305.099
Gasoline.....	05	71		262.902	267.934	297.395	296.655	254.349
Unleaded premium gasoline.....	05	7103		295.007	299.101	326.815	329.171	286.478
Unleaded premium gasoline.....	05	710304	06/02	334.219	338.857	370.255	372.924	324.557
Unleaded regular gasoline.....	05	7104		255.373	261.003	290.597	289.003	245.740
Unleaded regular gasoline.....	05	710404	06/02	306.862	313.628	349.189	347.273	295.287
Unleaded mid-premium gasoline.....	05	7105	12/87	450.460	452.574	526.425	521.150	463.057
Unleaded mid-premium gasoline.....	05	710504	06/02	308.054	309.500	360.004	356.397	316.669
Kerosene and jet fuels.....	05	72		242.714	253.592	311.194	332.952	326.925
Kerosene.....	05	7202		245.582	253.757	313.399	331.153	331.891
Kerosene.....	05	720201		245.593	253.769	313.413	331.168	331.906
Jet fuel.....	05	7203		243.215	254.299	311.932	334.011	327.529
Jet fuel.....	05	720301		245.086	256.255	314.331	336.580	330.048
Light fuel oils.....	05	73		321.686	304.948	402.114	420.688	383.385
Home heating oil and distillates.....	05	7302		226.736	247.357	291.090	314.124	296.262
Home heating oil and distillates.....	05	730201		226.736	247.357	291.090	314.124	296.262
No. 2 diesel fuel.....	05	7303		342.988	322.199	428.045	446.947	406.409
No. 2 diesel fuel.....	05	730302	06/85	429.336	403.314	535.806	559.467	508.724
Residual fuels (heavy fuel oils, incl. #5, #6, & other residual fuels).....	05	74		179.536	190.491	204.401	216.120	224.959
Residual fuels (heavy fuel oils, incl. #5, #6, & other residual fuels).....	05	7407	06/85	263.741	279.834	300.268	317.483	330.467
Residual fuels (heavy fuel oils, incl. #5, #6, & other residual fuels).....	05	740703	06/02	233.096	247.320	265.379	280.595	292.070
Finished lubricants.....	05	76		616.906	614.954	614.508	607.799	606.942
Lubricating and similar oils.....	05	7604	06/85	574.621	572.362	571.845	564.079	563.364
Lubricating and similar oils not from petroleum refineries.....	05	760401	06/85	556.414	554.227	553.727	546.206	545.514
Lubricating oil base stocks.....	05	78	06/09	165.319	162.470	165.522	165.280	176.758
Lubricating oil base stocks.....	05	7801	06/09	165.319	162.470	165.522	165.280	176.758
Lubricating oil base stocks.....	05	780121	06/09	165.319	162.470	165.522	165.280	176.758
Asphalt and other petroleum and coal products, n.e.c.....	05	8	12/84	353.569	350.733	354.085	376.325	427.669
Asphalt and other petroleum and coal products, n.e.c.....	05	81	12/84	353.569	350.733	354.085	376.325	427.669

See footnotes at end of table.

Table 9. Producer price indexes for commodity and service groupings and individual items, not seasonally adjusted — Continued
 [October 2023, Index base 1982=100, unless otherwise indicated]

Title	Commodity code		Other index base	Unadjusted index ¹				
	Group code	Item code		June 2023	July 2023 ^P	Aug. 2023 ^P	Sept. 2023 ^P	Oct. 2023 ^P
Asphalt	05	8102	06/85	269.388	268.761	266.974	265.757	256.623
Asphalt	05	810212	06/85	269.388	268.761	266.974	265.757	256.623
Other petroleum and coal products, including coke oven products, n.e.c....	05	8103	12/84	772.009	764.536	775.481	839.217	991.642
Other petroleum and coal products, including coke oven products, n.e.c....	05	810319	12/84	772.009	764.536	775.481	839.217	991.642
Other petroleum and coal products, made in coke oven establishments	05	8103191	06/09	190.596	189.107	188.989	188.817	184.386
Chemicals and allied products	06	—		351.941	347.324	346.220	346.363	348.770
Industrial chemicals	06	1		318.053	309.941	307.479	309.154	318.243
Basic inorganic chemicals	06	13		377.951	364.428	359.084	360.059	352.144
Inorganic chemicals, other than alkalis and chlorine	06	1302		344.629	341.988	336.840	341.472	338.087
Aluminum compounds	06	130209	06/95	148.506	148.748	145.208	145.208	145.040
Inorganic acids, inc. hydrochloric, sulfuric acid, and other	06	13020T	12/08	112.915	111.876	111.610	111.920	113.491
Sulfuric acid	06	13020T1	06/87	188.147	186.785	184.098	185.752	185.752
Lime	06	130213		413.642	413.148	415.157	415.092	415.847
Potassium and sodium compounds, excluding bleaches, alkalis, and alum	06	130217	06/01	468.932	453.269	446.734	441.732	439.533
Rock salt	06	130271	12/84	420.849	420.849	428.230	428.230	428.230
Other inorganic chemicals, nec	06	130283	12/06	179.447	177.843	177.479	180.206	176.810
All other inorganic chemicals	06	1302833	12/08	125.546	124.419	124.084	126.590	124.231
Alkalis and chlorine, including natural sodium carbonate and sulfate	06	1303		534.160	479.099	472.567	460.056	434.653
Chlorine, sodium hydroxide, and other alkalis	06	130302	06/05	268.967	239.718	235.506	228.983	214.651
Sodium hydroxide (caustic soda)	06	1303024	12/07	199.267	173.760	168.406	160.258	141.167
Other alkalis	06	1303028	12/11	179.221	166.325	166.827	167.391	158.667
Basic organic chemicals	06	14		309.494	302.338	300.401	302.224	314.621
Primary basic organic chemicals	06	1401		240.590	222.520	221.272	227.523	257.162
Aromatics	06	140197	06/01	248.089	235.584	235.114	249.819	291.592
Liquid refinery gases	06	140198	06/01	214.709	196.205	194.793	197.641	220.708
Cyclic intermediate chemicals and dyes	06	1402		300.783	295.904	294.475	293.358	291.975
Cyclic intermediate chemicals	06	140281	06/01	283.850	279.023	278.542	278.745	277.418
Synthetic organic dyes	06	140282	06/01	132.244	130.883	127.195	122.272	121.743
Other basic organics	06	1403		313.752	313.616	311.471	310.714	312.605
Ethanol (ethyl alcohol)	06	140341		318.200	314.908	300.462	299.970	302.136
Other basic organics, n.e.c.	06	140399	06/87	303.147	304.193	306.701	305.867	307.601
Fatty acids	06	1403991	12/07	207.850	213.131	225.677	236.332	234.689
Bulk pesticides and other bulk synthetic organic agricultural chemicals, excluding preparation	06	1403992	12/07	281.629	281.629	281.940	281.940	282.080
Industrial organic flavor oil mixtures and blends	06	1403993	12/08	420.987	420.987	416.781	418.399	416.739
Natural organic chemicals	06	1403995	12/08	151.651	151.453	150.911	151.130	151.050
Synthetic organic chemicals for use as flavor and perfume materials	06	1403997	12/07	184.299	184.299	184.299	184.299	—
Synthetic organic rubber-processing chemicals	06	1403998	12/07	142.493	142.273	138.738	—	—
Synthetic organic plasticizers	06	1403999	12/07	147.648	143.999	149.683	144.390	145.582
Other synthetic organic chemicals	06	140399A	12/07	100.385	99.582	97.314	95.407	95.804
Miscellaneous end use chemicals and chemical products, excluding urea	06	140399B	12/07	224.633	226.551	233.669	233.874	234.631
Miscellaneous cyclic and acyclic chemicals and chemical products, excluding fatty acid esters	06	140399C	12/07	132.005	132.522	130.099	127.901	131.314
Paints and allied products	06	2		406.910	402.522	406.122	404.476	402.721
Prepared paint	06	21		421.482	419.553	419.399	418.858	417.898
Architectural coatings	06	2101		509.376	509.363	509.505	509.572	507.494
Architectural coatings	06	210104	12/03	279.440	279.433	279.511	279.548	278.408
Exterior architectural coatings	06	2101041	12/12	184.964	184.951	184.954	185.022	185.033
Interior architectural coatings	06	2101042	12/12	153.739	153.739	153.805	153.805	152.822
OEM finishes excluding marine coatings	06	2102	06/83	268.652	263.597	263.218	264.974	263.702
OEM finishes excluding marine coatings	06	210201	06/83	268.652	263.597	263.218	264.974	263.702
Transportation finishes, except powdered and high-solids coatings ..	06	2102011	12/12	121.060	119.399	118.131	120.323	117.561
All other product finishes for original equipment manufacturers (OEM), excluding marine coating	06	2102012	12/12	150.002	146.979	147.123	147.649	147.649
Special purpose coatings, incl. marine, industrial & construction coatings	06	2103	06/83	528.998	527.841	527.324	520.648	523.162
Special purpose coatings, incl. marine, industrial & construction coatings	06	210301	06/83	528.998	527.841	527.324	520.648	523.162
Paint materials	06	22		351.138	337.671	354.569	351.557	348.421
Paint colors	06	2202		291.387	278.727	294.612	291.781	288.833
All other inorganic pigments, including TiO2, chrome colors, and other white opaque pigments	06	22020N	09/21	129.002	123.249	130.679	128.432	128.432
Synthetic organic pigments, lakes, and toners	06	220298	06/87	196.908	189.862	196.535	204.774	189.443
Kaolin and ball clay	06	2204		282.657	282.657	282.657	282.657	—
Kaolin and ball clay	06	220407		324.060	324.060	324.060	324.060	—

See footnotes at end of table.

Table 9. Producer price indexes for commodity and service groupings and individual items, not seasonally adjusted — Continued
 [October 2023, Index base 1982=100, unless otherwise indicated]

Title	Commodity code		Other index base	Unadjusted index ¹				
	Group code	Item code		June 2023	July 2023 ^P	Aug. 2023 ^P	Sept. 2023 ^P	Oct. 2023 ^P
Allied and miscellaneous paint products.....	06	23	06/83	427.956	427.604	427.228	417.199	410.916
Allied and miscellaneous paint products.....	06	2301	06/83	427.956	427.604	427.228	417.199	410.916
Allied and miscellaneous paint products.....	06	230104	12/03	242.263	242.064	241.851	236.174	232.617
Drugs and pharmaceuticals.....	06	3		663.688	666.709	665.299	665.591	666.156
Medicinal and botanical chemicals, drugs, and other products.....	06	31		185.760	185.720	185.265	185.180	187.461
Medicinal and botanical chemicals, drugs, and other products.....	06	3102	06/82	185.815	185.775	185.320	185.234	187.516
Synthetic organic medicinal chemicals, medicinal & botanical drugs, & other products.....	06	310203	06/82	185.815	185.775	185.320	185.234	187.516
Veterinary pharmaceutical preparations.....	06	34		211.805	211.805	211.805	211.805	211.805
Pharmaceuticals for veterinary use.....	06	3403	12/87	210.418	210.418	210.418	210.418	210.418
Pharmaceuticals for veterinary use.....	06	340303	06/01	160.482	160.482	160.482	160.482	160.482
Biological products, including diagnostics.....	06	37		325.376	328.538	327.346	328.003	327.437
Biological products, excluding diagnostic, for veterinary, industrial, and all other misc. uses.....	06	3717	12/04	169.921	171.683	169.531	173.748	-
Biological products, excluding diagnostic, for veterinary, industrial, and all other misc. uses.....	06	371705	12/22	112.650	113.818	112.392	115.187	-
Diagnostics.....	06	3718	06/09	144.119	144.905	144.517	143.408	142.777
In-vitro diagnostic substances.....	06	371801		229.843	229.141	227.865	225.157	224.606
Biological products, excluding diagnostic, for human use.....	06	3719	06/09	154.309	156.414	156.414	156.414	156.414
Biological products, excluding diagnostic, for human use.....	06	371904	12/22	101.311	102.693	102.693	102.693	102.693
Pharmaceutical preparations.....	06	38	06/01	288.929	289.788	289.336	289.303	289.630
Pharmaceuticals affecting neoplasms, the endocrine system, & metabolic diseases.....	06	3801	06/01	313.818	314.723	314.724	314.724	314.724
Cancer therapy products.....	06	380102	12/09	116.246	117.783	117.783	117.783	117.783
Insulin/antidiabetes products.....	06	380103	12/09	315.593	316.392	316.411	316.411	316.411
Other neoplasms, endocrine system, and metabolic diseases.....	06	380104	12/09	176.461	176.874	176.874	176.874	176.874
Hormones and oral contraceptives.....	06	380105	12/09	226.784	226.878	226.878	226.878	226.878
Pharmaceuticals acting on the central nervous system and the sense organs.....	06	3802	06/01	343.180	343.604	343.632	343.632	343.632
Analgesics.....	06	380202	12/09	288.914	290.017	290.017	290.017	290.017
Analgesics, over-the-counter.....	06	380202OC	06/81	265.904	277.623	277.623	277.623	277.623
Analgesics, prescription.....	06	380202RX	06/81	2,489.804	2,489.804	2,489.804	2,489.804	2,489.804
Psychotherapeutics.....	06	380203	12/09	203.317	203.317	203.338	203.338	203.338
Antidepressants.....	06	3802031	12/09	203.832	203.832	203.832	203.832	203.832
Other psychotherapeutics, including tranquilizers.....	06	3802032	12/09	209.836	209.836	210.012	210.012	210.012
Anticonvulsants.....	06	380204	12/09	221.858	221.858	221.858	221.858	221.858
Other central nervous system and sense organs.....	06	380205	12/09	206.142	206.142	206.168	206.168	206.168
Pharmaceuticals acting on the cardiovascular system.....	06	3803	06/01	446.994	447.212	447.212	447.212	447.212
Other cardiovascular preparations.....	06	380305	12/09	331.559	331.807	331.807	331.807	331.807
Pharmaceuticals acting on the respiratory system.....	06	3804	06/01	231.169	231.488	223.867	223.867	223.867
Antihistamines and bronchodilators, including antiasthmatics.....	06	380402	12/07	167.912	167.912	167.912	167.912	167.912
Other respiratory preparations.....	06	380403	12/07	193.929	194.601	178.561	178.561	178.561
Other respiratory preparations, over-the-counter.....	06	380403OC	12/07	124.640	124.640	124.640	124.640	124.640
Other respiratory preparations, prescription.....	06	380403RX	12/07	211.518	213.008	177.383	177.383	177.383
Pharmaceuticals acting on the digestive or the genito-urinary systems.....	06	3805	06/01	200.071	200.072	200.072	200.072	200.819
Other digestive or genito-urinary preparations.....	06	380503	12/09	145.545	145.546	145.546	145.546	146.151
Other digestive or genito-urinary preparations, prescription.....	06	380503RX	06/01	219.473	219.474	219.474	219.474	220.622
Pharmaceuticals acting on the skin.....	06	3806	06/01	191.524	191.524	191.524	191.524	191.524
Other pharmaceutical preparations acting on the skin.....	06	380603	12/09	125.733	125.733	125.733	125.733	125.733
Anti-acne preparations.....	06	380606	12/09	111.783	111.783	111.783	111.783	111.783
Vitamin, nutrient, and hematinic preparations.....	06	3807	06/01	148.098	150.116	152.319	152.175	153.460
Multivitamins.....	06	380702	12/09	118.307	128.081	128.081	128.081	128.081
Other vitamins and nutrients.....	06	380703	12/09	136.973	136.973	136.973	136.773	138.566
Pharmaceuticals affecting parasitic and infective diseases.....	06	3808	06/01	277.604	278.209	278.209	278.209	278.209
Broad and medium spectrum antibiotics.....	06	380802	12/09	171.403	171.403	171.403	171.403	171.403
Systemic antivirals.....	06	380803	12/09	196.197	196.197	196.197	196.197	196.197
Other parasitic and infective diseases.....	06	380804	12/09	212.837	213.823	213.823	213.823	213.823
Fats and oils, inedible.....	06	4		324.383	347.419	359.039	358.970	337.095
Fats and oils, inedible.....	06	41		324.383	347.419	359.039	358.970	337.095
Fats and oils, inedible.....	06	4101		324.383	347.419	359.039	358.970	337.095
Soybean oil, processed for inedible purposes.....	06	410131	06/95	190.273	207.001	213.432	211.527	196.474
Crude soybean oil, degummed, made from soybeans crushed in the same establishment.....	06	4101311	12/07	86.168	89.216	91.900	91.280	90.212
Soybean oil, all other types.....	06	4101312	12/07	145.087	162.145	167.266	165.583	148.642
Lard, inedible tallow, and grease, except wool grease.....	06	410132	06/02	493.942	494.028	515.920	536.093	526.954
Agricultural chemicals and chemical products.....	06	5		292.119	274.347	275.771	270.369	274.815
Mixed fertilizers.....	06	51		271.255	264.578	262.521	259.543	258.647

See footnotes at end of table.

Table 9. Producer price indexes for commodity and service groupings and individual items, not seasonally adjusted — Continued
 [October 2023, Index base 1982=100, unless otherwise indicated]

Title	Commodity code		Other index base	Unadjusted index ¹				
	Group code	Item code		June 2023	July 2023 ^P	Aug. 2023 ^P	Sept. 2023 ^P	Oct. 2023 ^P
Mixed fertilizers.....	06	5105	06/86	286.225	279.179	277.009	273.867	272.920
Mixed fertilizers.....	06	510501	06/86	286.225	279.179	277.009	273.867	272.920
Mixed fertilizers, made in plants which manufacture fertilizer materials.....	06	5105011	12/09	267.117	259.239	265.987	268.365	270.744
Mixed fertilizers, dry, mixing only.....	06	5105012	12/09	137.493	135.328	132.137	131.844	130.105
Mixed fertilizers, liquid, mixing only.....	06	5105013	12/09	137.943	130.845	126.139	110.543	111.018
Fertilizer materials.....	06	52		306.549	268.307	276.376	277.041	287.784
Nitrogenates.....	06	5201		317.117	314.679	310.263	308.116	315.610
Fertilizer materials of organic origin.....	06	520137	12/93	233.665	233.665	233.665	233.665	233.665
Synthetic ammonia, nitric acid, ammonium compounds, and urea.....	06	52013A	12/14	98.867	98.024	96.497	95.755	98.346
Phosphates.....	06	5202		310.590	241.445	260.071	263.067	276.915
Phosphoric acid, 52-54 percent APA, superphosphates and other phosphate fertilizer materials.....	06	52026A	12/14	134.462	104.528	112.591	113.888	119.884
Other agricultural chemicals.....	06	53		234.038	231.092	228.477	218.342	219.220
Other agricultural chemicals.....	06	5301		234.038	231.092	228.477	218.342	219.220
Lawn and garden pesticides and chemicals.....	06	530107	06/03	200.209	200.209	200.209	194.297	194.297
Household and institutional pesticides and chemicals.....	06	530108	06/03	182.869	182.818	183.171	183.171	183.171
Agricultural and commercial pesticides and chemicals.....	06	530109	06/03	154.781	152.638	150.716	143.522	144.161
Plastic resins and materials.....	06	6		280.390	270.722	267.608	267.677	264.020
Thermoplastic resins and plastics materials.....	06	62		282.107	272.999	268.977	268.873	265.765
Thermoplastic resins and plastics materials.....	06	6212	12/03	196.035	189.706	186.911	186.839	184.679
Thermoplastic resins and plastics materials.....	06	621201	12/03	196.035	189.706	186.911	186.839	184.679
Thermosetting resins and plastics materials.....	06	63		287.831	273.544	276.612	277.897	270.122
Thermosetting resins and plastics materials.....	06	6306	12/98	205.112	194.931	197.117	198.033	192.492
Thermosetting resins and plastics materials.....	06	630601	12/98	205.112	194.931	197.117	198.033	192.492
Other chemicals and allied products.....	06	7		256.310	256.726	256.421	256.282	256.681
Soaps and detergents.....	06	71		236.200	236.377	236.484	236.161	236.352
Soaps and other detergents.....	06	7104	06/83	226.859	227.029	227.132	226.821	227.005
Soaps and detergents, commercial, industrial, and institutional.....	06	710401	06/83	321.679	322.673	322.678	321.963	321.963
Commercial, industrial, and institutional hard surface cleaners.....	06	71040101	12/11	119.675	119.675	119.675	119.675	119.675
Commercial, industrial, and institutional laundry detergents.....	06	71040102	12/11	140.425	140.425	140.425	140.425	140.425
Commercial, industrial, and institutional dishwashing detergents.....	06	71040103	12/11	170.365	170.365	170.365	170.365	170.365
Commercial, industrial, and institutional metal cleaners.....	06	71040104	12/11	146.754	146.754	146.754	146.754	146.754
Dairy, farm, and food plant cleaners, sanitizers, etc.....	06	71040106	12/11	136.475	136.475	136.474	136.474	136.474
Commercial, industrial, and institutional soaps, excluding specialty cleaners.....	06	71040107	12/11	143.682	143.672	143.682	142.475	142.475
Household detergents.....	06	710402		186.510	186.959	187.435	187.560	187.746
Household alkaline detergents and cleaners.....	06	7104021	05/18	140.279	140.632	141.007	141.105	141.251
Household dry and liquid laundry detergents.....	06	7104022	05/18	116.658	116.658	116.658	116.658	116.658
Soaps, excluding specialty cleaners, household.....	06	710403	06/83	224.930	223.930	223.947	223.731	224.222
Polish and other sanitation goods.....	06	72	06/83	232.664	232.243	232.259	232.259	232.429
Polish and other sanitation goods.....	06	7201	06/83	232.664	232.243	232.259	232.259	232.429
Polishing preparations and related products.....	06	720103	06/83	299.856	298.035	298.211	298.211	300.020
Specialty cleaning and sanitation products.....	06	720105	05/17	121.920	121.687	121.687	121.687	121.687
Disinfectants, nonagricultural, industrial and institutional.....	06	7201051	05/17	157.533	157.533	157.533	157.533	157.533
Air and room fresheners.....	06	7201053	12/11	127.233	127.233	127.233	127.233	127.233
Laundry fabric softeners and rinses, liquid and dry.....	06	7201058	05/17	112.455	113.515	113.515	113.515	113.515
Other specialty cleaning and sanitation products.....	06	7201059	12/11	122.759	121.930	121.930	121.930	121.930
Cosmetics and other toilet preparations.....	06	75		189.851	189.887	189.869	189.629	190.154
Shaving preparations.....	06	7502		191.273	191.734	191.734	191.734	191.752
Shaving preparations.....	06	750206	06/99	169.237	169.645	169.645	169.645	169.661
Perfumes, toilet waters, and colognes.....	06	7503		193.786	193.786	193.786	193.786	193.786
Perfumes, toilet waters, and colognes.....	06	750306	06/99	120.866	120.866	120.866	120.866	120.866
Hair preparations (including shampoos).....	06	7504		215.607	215.820	215.820	215.820	215.820
Hair preparations (including shampoos).....	06	750407	06/99	159.586	159.744	159.744	159.744	159.744
Hair preparations incl professional, consumer, and cream/gel shampoos.....	06	75040701	12/11	141.652	141.831	141.831	141.831	141.831
Hair tonics and hair dressings incl professional and consumer use.....	06	75040702	12/11	115.070	115.068	115.068	115.068	115.068
Toothpastes, denture cleaners, and mouthwashes.....	06	7505		171.105	171.105	170.971	170.971	174.473
Denture cleaners, mouthwashes, gargles, and rinses.....	06	750504	12/11	134.671	134.671	134.514	134.514	138.637
Creams, lotions, and oils, excluding shaving, hair, and deodorant.....	06	7514	06/99	134.219	134.219	134.219	134.219	134.219
Creams, lotions, and oils, excluding shaving, hair, and deodorant.....	06	751401	06/99	134.219	134.219	134.219	134.219	134.219
Other cosmetics and toilet preparations.....	06	7515	06/99	126.325	126.325	126.325	125.947	126.057
Other cosmetics and toilet preparations.....	06	751501	06/99	126.325	126.325	126.325	125.947	126.057
Misc. chemical prod. and preparations.....	06	79		318.435	319.404	318.630	318.645	319.034
Explosives and blasting accessories.....	06	7902		282.008	282.683	280.984	281.474	281.521
Explosives and blasting accessories.....	06	790234	12/03	173.342	173.757	172.713	173.014	173.043

See footnotes at end of table.

Table 9. Producer price indexes for commodity and service groupings and individual items, not seasonally adjusted — Continued
 [October 2023, Index base 1982=100, unless otherwise indicated]

Title	Commodity code		Other index base	Unadjusted index ¹				
	Group code	Item code		June 2023	July 2023 ^P	Aug. 2023 ^P	Sept. 2023 ^P	Oct. 2023 ^P
Industrial gases.....	06	7903		360.520	365.835	360.435	365.724	365.962
Carbon dioxide.....	06	790302		541.986	553.738	546.588	533.796	539.888
Nitrogen.....	06	790303		293.066	297.105	292.519	293.188	293.527
Oxygen.....	06	790304		591.922	585.113	584.828	584.555	583.622
Argon and hydrogen.....	06	790309	06/09	87.122	86.634	86.971	92.254	91.993
Other industrial gases (including fluorocarbon and acetylene).....	06	790312	06/09	262.838	270.354	263.926	270.805	270.805
Adhesives and sealants.....	06	7904	12/83	360.604	360.256	359.164	359.627	359.926
Synthetic resin and rubber adhesives.....	06	790402	12/83	364.506	363.934	362.135	362.898	362.645
Epoxy adhesives.....	06	7904021	12/11	159.989	159.989	159.989	160.223	160.223
Other synthetic resin and rubber adhesives.....	06	7904026	12/11	136.308	135.771	134.490	135.183	134.944
Structural sealants (load bearing).....	06	790407	12/11	117.350	117.350	117.350	117.350	117.350
Nonstructural caulking compounds and sealants.....	06	79040A	12/11	178.915	178.915	178.915	178.915	178.915
Surface active agents.....	06	7905	12/83	348.346	348.346	348.346	346.212	346.212
Textile and leather assistants and finishes.....	06	790501	12/83	228.311	—	—	—	—
Surfactants (bulk surface active agents).....	06	790502	12/83	388.265	388.265	388.265	385.103	385.103
Gum and wood chemicals, including wood distillation products.....	06	7906	06/84	558.133	558.103	531.400	536.182	536.412
Gum and wood chemicals, including wood distillation products.....	06	790607	12/03	364.394	364.374	346.940	350.062	350.212
Other miscellaneous chemical products.....	06	7909		266.775	267.305	268.674	267.256	267.835
Carbon black, all processes.....	06	790918	12/83	587.170	600.680	603.458	617.535	627.137
Printing ink.....	06	790919	06/84	266.180	267.252	264.877	264.514	264.605
Gravure printing inks.....	06	7909192	12/11	104.728	104.728	104.728	104.728	104.728
Lithographic and offset inks.....	06	7909193	12/11	132.757	132.752	133.445	133.082	132.855
News and nonheat web offset printing inks.....	06	79091931	12/11	142.890	142.890	143.208	139.081	139.081
Publication and commercial web inks.....	06	79091932	12/11	132.389	132.389	133.065	133.065	133.065
Sheet-fed general inks.....	06	79091933	12/11	131.704	131.676	131.290	131.290	130.646
Sheet-fed packaging inks.....	06	79091934	12/11	126.455	126.455	128.115	127.783	127.228
Flexographic printing inks.....	06	7909194	12/11	166.446	166.446	160.459	160.459	160.149
Nonimpact/digital inks.....	06	7909195	12/11	185.595	187.942	186.891	186.976	187.958
All other printing inks.....	06	7909196	12/11	120.006	120.507	121.579	123.545	123.213
Water-treating compounds.....	06	790961	06/85	216.476	217.771	223.994	221.306	221.306
Automotive chemicals.....	06	790991	06/09	114.730	113.747	113.747	113.730	114.285
All other chemical preparations, including essential oils, matches, and gelatin.....	06	790999	06/85	295.846	296.652	297.980	297.233	297.358
Rubber and plastic products.....	07	—		253.050	251.985	251.518	251.124	250.924
Rubber and rubber products.....	07	1		222.123	220.398	220.328	220.617	221.268
Synthetic rubber, inc. styrene-butadiene rubber (SBR) and ethylene propylene.....	07	11		229.498	216.730	216.954	219.274	224.590
Synthetic rubber.....	07	1102		230.692	217.857	218.082	220.414	225.758
Synthetic rubber, inc. sbr and ethylene propylene.....	07	110224	06/03	182.766	172.598	172.777	174.624	178.858
Tires, tubes, tread, & repair materials.....	07	12		195.296	195.034	195.022	194.652	194.652
Tires.....	07	1201		190.732	190.465	190.453	190.087	190.087
Pneumatic tires (including passenger, truck, bus, tractor, industrial, and other tires).....	07	12010		190.876	190.598	190.586	190.206	190.206
Passenger car pneumatic tires.....	07	120104	12/03	197.237	196.925	196.903	196.903	196.903
Truck and bus (including off-the-highway) pneumatic tires.....	07	120105		187.579	187.579	187.579	187.579	187.579
Tread rubber, tire sundries, and repair materials.....	07	1203		293.911	294.195	294.195	293.911	293.911
Tread rubber, tire sundries, and repair materials.....	07	120354	12/03	211.429	211.634	211.634	211.429	211.429
Miscellaneous rubber products.....	07	13		253.208	254.449	254.192	254.367	253.801
Rubber and plastics footwear, including athletic footwear.....	07	1301		156.023	156.248	156.248	156.248	156.248
Rubber and plastics footwear, including athletic footwear.....	07	130109	12/11	116.294	116.462	116.462	116.462	116.462
Rubber and plastic belts and belting.....	07	1303		352.126	352.297	352.398	352.398	351.354
Flat rubber and plastics belts and belting.....	07	130371	12/03	316.370	316.370	316.370	316.370	314.848
Rubber and plastics transmission belts and belting (excluding flat).....	07	130372	12/03	160.132	160.335	160.455	160.455	160.455
Rubber and plastics hose.....	07	1304		292.327	293.780	293.542	293.967	292.860
Rubber and plastics hose.....	07	130411	12/11	129.617	130.261	130.156	130.344	129.854
Industrial rubber and plastics hose without fittings.....	07	1304116	12/11	117.909	117.909	117.909	117.909	117.909
Rubber and plastics water hose (incl. fire, irrigation, etc.).....	07	1304117	12/11	158.827	155.936	154.124	155.302	152.213
Rubber and plastics hose for on- and off-highway motor vehicles.....	07	1304118	12/11	122.169	124.958	126.099	126.099	126.099
Miscellaneous rubber products, n.e.c.....	07	1306	06/83	229.112	230.393	230.105	230.258	229.828
All other industrial rubber products.....	07	130604	06/83	324.304	330.457	331.083	331.083	329.648
All other miscellaneous rubber goods.....	07	130606	06/83	246.620	246.678	246.361	246.361	246.361
Rubber compounds or mixtures for sale or interplant transfer.....	07	130612	06/83	300.227	299.234	297.266	298.303	296.607
Rubber products for mechanical use.....	07	130617	12/04	143.018	144.156	144.166	144.166	144.166
Molded rubber mechanical goods automotive.....	07	1306171	12/11	108.198	109.593	109.593	109.593	109.593
Molded rubber mechanical goods, transportation/off-highway.....	07	1306172	12/11	127.686	127.686	127.541	127.541	127.541
Other molded rubber mechanical goods (excluding tubing).....	07	1306179	12/11	148.640	149.961	150.184	150.184	150.184
Other extruded rubber mechanical goods (excl. auto)(excl. tubing).....	07	130617C	12/11	126.667	126.667	126.667	126.667	126.667
Rubber coated fabrics, garments, and footwear.....	07	130618	06/06	202.477	202.476	206.632	206.632	206.632

See footnotes at end of table.

Table 9. Producer price indexes for commodity and service groupings and individual items, not seasonally adjusted — Continued
 [October 2023, Index base 1982=100, unless otherwise indicated]

Title	Commodity code		Other index base	Unadjusted index ¹				
	Group code	Item code		June 2023	July 2023 ^P	Aug. 2023 ^P	Sept. 2023 ^P	Oct. 2023 ^P
Plastic products.....	07	2		273.420	272.546	271.922	271.275	270.769
Plastic construction products.....	07	21		344.141	343.862	343.463	344.710	342.551
Plastics construction products.....	07	2106		344.142	343.863	343.464	344.711	342.551
Plastics pipe.....	07	210603	12/05	200.375	198.261	196.574	196.608	192.918
Plastics drain, waste, and vent pipe.....	07	2106031	12/11	151.470	151.079	150.375	150.580	136.865
Plastics water pipe.....	07	2106033	12/11	240.335	238.210	233.325	232.409	237.557
Plastics sewer, stormdrain, and water main pipe.....	07	2106038	12/17	210.703	209.233	206.367	203.747	205.426
Other plastics pipe.....	07	210603B	12/11	187.410	170.663	170.663	170.663	170.663
Plastics pipe fittings and unions.....	07	210604	12/05	317.728	314.694	318.336	316.866	315.559
Plastics plumbing fixtures.....	07	210605	12/05	166.924	167.398	168.493	168.493	168.546
Other plastics construction products.....	07	210606		290.390	292.115	292.206	294.452	294.452
Building and construction polystyrene foam products.....	07	2106061	06/08	201.208	199.340	198.514	198.514	198.514
Building & construction fabricated plastics products (excl foam, plumbing fixtures, hardware).....	07	2106063	06/08	164.051	165.362	165.512	166.953	166.953
Unsupported plastic film, sheet and other shapes.....	07	22		279.188	275.160	273.067	268.928	270.108
Unsupported plastics film, sheet, and other shapes.....	07	2205	12/82	276.665	272.673	270.599	266.498	267.667
Unsupported plastics film, sheet, and other shapes.....	07	220501	12/82	276.665	272.673	270.599	266.498	267.667
Unlaminated polyethylene film and sheet.....	07	2205011	12/11	128.285	128.058	127.517	124.139	124.496
Unlaminated vinyl and vinyl copolymer film and sheet.....	07	2205013	12/11	160.426	160.426	160.426	159.282	159.282
Miscellaneous unlaminated plastics film and sheet.....	07	2205014	12/11	112.752	112.327	112.054	108.953	108.174
Unlaminated plastics profile shapes.....	07	2205015	12/11	142.249	136.799	134.452	135.310	137.290
Laminated plastic sheets, rods, and tubes.....	07	23		270.291	270.291	270.675	270.675	270.675
Laminated plastics plates, sheet (except packaging), and shapes.....	07	2304		270.655	270.655	271.040	271.040	271.040
Laminated plastics plates, sheet (except packaging), and shapes.....	07	230401	12/82	278.601	278.601	278.997	278.997	278.997
Parts for manufacturing from plastics.....	07	26		180.956	180.783	180.373	180.037	179.626
Parts for transportation equipment.....	07	2601		170.596	170.596	170.596	170.082	169.623
Parts for transportation equipment.....	07	260105	12/82	169.202	169.202	169.202	168.692	168.237
Transportation polyurethane foam products.....	07	2601051	12/11	124.749	124.749	124.749	124.749	124.749
Transportation fabricated plastic parts (excluding foam and reinforced plastics).....	07	2601052	12/11	131.178	131.178	131.178	130.751	130.370
Other parts and components for manufacturing.....	07	2602		176.986	177.806	176.966	177.488	177.107
Other parts and components for manufacturing.....	07	260205	12/82	177.123	177.943	177.103	177.626	177.244
All other miscellaneous polyurethane foam products.....	07	2602051	12/11	119.863	119.863	119.863	119.863	119.863
Electrical & electronic fabricated plastics (excl. foam and reinforced plastics).....	07	2602052	12/11	109.905	111.452	109.905	110.891	110.171
All other polystyrene foam products incl. transportation application uses.....	07	2602053	12/11	172.161	172.161	172.161	172.161	172.161
Industrial machinery plastics products, excl foam (incl gears, bearings, bushings, cams).....	07	2602054	12/11	144.286	144.286	144.247	144.247	144.247
Foam components for furniture.....	07	2603	12/82	274.489	269.965	266.912	265.918	265.918
Foam components for furniture.....	07	260305	12/99	202.251	198.918	196.669	195.937	195.937
Other plastic products.....	07	29	12/82	301.190	299.434	300.641	300.198	298.994
Other plastics products.....	07	2901	12/82	301.190	299.434	300.641	300.198	298.994
Custom compounding of purchased resins and color concentrates.....	07	290196	12/99	201.109	198.374	199.766	199.140	197.752
All other reinforced and fiberglass plastics products.....	07	290197	12/99	244.075	245.472	245.472	245.699	245.699
Products made of foam other than polystyrene or polyurethane.....	07	290198	12/99	164.342	164.342	164.342	164.342	164.342
Plastic packaging products.....	07	2A	12/06	147.957	147.495	147.158	147.143	146.822
Plastics packaging products.....	07	2A01	12/06	147.957	147.495	147.158	147.143	146.822
Plastics packaging products.....	07	2A0101	12/06	147.957	147.495	147.158	147.143	146.822
Other plastics packaging products, excluding film, sheet, foam and bottles.....	07	2A01012	12/09	136.724	136.119	135.994	136.185	135.546
Packaging polyurethane foam products.....	07	2A01013	12/09	198.649	198.649	198.649	198.649	198.649
Plastics bottles.....	07	2A01014	12/09	130.969	130.751	130.265	130.131	130.139
Polystyrene foam food containers.....	07	2A01015	12/11	231.026	230.314	229.461	229.461	230.080
Polystyrene foam protective shipping pads, shaped cushioning, etc.....	07	2A01016	12/11	238.622	238.622	237.153	234.454	234.454
Consumer, institutional, and commercial products, n.e.c.....	07	2B	12/06	195.015	195.185	195.350	194.815	195.110
All other consumer, institutional, and commercial products.....	07	2B01	12/06	195.015	195.185	195.350	194.815	195.110
All other consumer, institutional, and commercial products.....	07	2B0101	12/06	195.015	195.185	195.350	194.815	195.110
Consumer and institutional polystyrene foam products.....	07	2B01011	12/07	225.790	227.125	227.050	224.853	226.947
Consumer/institutional/commercial fabricated plastics products.....	07	2B01015	12/07	177.186	177.166	177.364	177.107	177.109
Recyclable plastics.....	07	2C	12/11	86.007	86.363	81.606	79.274	—
Recyclable plastics.....	07	2C01	12/11	86.007	86.363	81.606	79.274	—
Recyclable plastics.....	07	2C0101	12/11	86.007	86.363	81.606	79.274	—
Lumber and wood products.....	08	—		301.038	301.905	298.492	298.072	297.079
Lumber.....	08	1		257.664	263.497	253.940	251.843	248.015
Softwood lumber.....	08	11		267.391	279.386	266.602	261.997	253.568
Softwood cut stock and dimension.....	08	1105		253.164	254.303	245.185	244.339	238.474

See footnotes at end of table.

Table 9. Producer price indexes for commodity and service groupings and individual items, not seasonally adjusted — Continued
 [October 2023, Index base 1982=100, unless otherwise indicated]

Title	Commodity code		Other index base	Unadjusted index ¹				
	Group code	Item code		June 2023	July 2023 ^P	Aug. 2023 ^P	Sept. 2023 ^P	Oct. 2023 ^P
Softwood cut stock and dimension.....	08	110503		270.204	271.419	261.688	260.785	254.525
Softwood lumber, not edge worked.....	08	1106	12/03	137.333	144.316	137.088	134.312	129.555
Softwood lumber, not edge worked.....	08	110601	12/03	137.333	144.316	137.088	134.312	129.555
Softwood dressed lumber, less than 2 inches in nominal thickness, not edge worked.....	08	1106012	06/12	140.520	133.360	126.872	120.457	113.351
Softwood dressed 2-inch lumber, 2 inches in nominal thickness only, not edge worked.....	08	1106013	06/12	145.346	161.525	149.668	146.989	138.794
Softwood dressed lumber and timbers, more than 2 inches in nominal thickness, not edge worked.....	08	1106014	06/12	137.592	134.963	138.559	131.210	131.600
Softwood lumber, made from purchased lumber.....	08	1107	12/03	253.862	256.988	255.841	256.895	255.839
Softwood lumber, made from purchased lumber.....	08	110701	12/03	253.862	256.988	255.841	256.895	255.839
Hardwood lumber.....	08	12		254.440	251.538	246.278	247.747	250.463
Hardwood cut stock and dimension.....	08	1203		295.887	295.205	294.861	295.359	295.857
Hardwood cut stock and dimension.....	08	120311	06/84	257.433	256.840	256.541	256.973	257.407
Hardwood flooring.....	08	1204	06/84	264.681	264.876	263.511	264.293	264.558
Oak and maple hardwood flooring.....	08	120401	06/84	267.411	267.621	266.153	266.994	267.279
Hardwood flooring, other than oak and maple.....	08	120402	12/11	153.889	153.889	153.889	153.889	153.889
Hardwood lumber, not edge worked.....	08	1205	12/03	99.526	97.744	95.481	96.187	97.727
Hardwood lumber, not edge worked.....	08	120501	12/03	99.526	97.744	95.481	96.187	97.727
Millwork.....	08	2		354.735	354.402	350.537	351.158	351.872
General millwork.....	08	21		334.163	333.479	330.111	329.846	330.682
General millwork.....	08	2101		334.163	333.479	330.111	329.846	330.682
Stock wood kitchen cabinets, related cabinetwork and countertops.....	08	210102	12/12	122.401	122.401	121.752	121.752	121.996
Stock wood kitchen cabinets and related cabinetwork for permanent installation.....	08	2101021	12/09	129.444	129.444	128.540	128.540	128.879
Custom wood kitchen cabinets, bathroom vanities, and related cabinetwork.....	08	210105	12/12	148.967	149.255	148.022	148.022	148.485
Custom wood kitchen cabinets and related cabinetwork not sold direct to customer at retail.....	08	2101051	12/09	174.139	174.655	174.059	174.059	174.283
Custom wood kitchen cabinets, bathroom vanities, and related cabinet work sold at retail.....	08	2101052	12/09	143.106	143.106	140.621	140.621	141.553
Wood window units.....	08	210112	06/83	375.868	375.868	375.868	375.868	375.868
Double hung wood window units.....	08	2101121	06/13	166.527	166.527	166.527	166.527	166.527
Casement wood window units.....	08	2101122	06/13	184.848	184.848	184.848	184.848	184.848
All other wood window units, including horizontal sliding, awning and single hung.....	08	2101123	06/13	157.605	157.605	157.605	157.605	157.605
Wood sash, excluding sash shipped in window units.....	08	210122	06/83	378.806	378.806	378.806	378.806	378.806
Wood window & door frames, incl. door frames in door units, excl. window frames in window units.....	08	210132	06/83	221.791	213.847	190.597	193.245	201.727
Wood panel, flush, & molded face doors, interior & exterior, incl. doors with glazed sections.....	08	210142	06/83	352.732	353.161	351.374	352.100	351.261
Other wood doors, incl. garage, patio, bifold, cabinet, screen, storm and louver.....	08	210152	06/83	325.111	325.585	325.545	324.956	324.976
Wood moldings.....	08	210162	06/83	357.488	354.720	354.498	353.739	351.432
Mirror and picture frames and framed pictures.....	08	210175	06/02	147.291	148.882	148.882	148.882	148.882
Other wood millwork products, including stairwork, exterior millwork, and softwood flooring.....	08	210183	06/83	310.729	310.729	310.729	305.619	304.576
Prefabricated structural members.....	08	22		468.839	469.922	463.693	468.014	468.280
Prefabricated structural members.....	08	2201		468.839	469.922	463.693	468.014	468.280
Laminated veneer lumber.....	08	220107	12/03	-	249.442	236.125	234.089	232.730
Other engineered structural wood members, excluding trusses & laminated veneer lumber.....	08	220108	12/03	233.157	233.047	229.337	229.337	229.337
Wood trusses.....	08	220109	12/03	284.319	285.427	283.395	287.323	287.758
Plywood.....	08	3		275.952	273.847	277.662	281.308	284.498
Softwood veneer and plywood.....	08	31		313.938	310.292	318.117	328.524	334.039
Softwood veneer and plywood.....	08	3103		245.162	242.315	248.426	256.554	260.860
Softwood veneer and plywood.....	08	310303	12/05	151.461	149.702	153.477	158.499	161.159
Softwood veneer, incl. veneer backed w/ paper, cloth, or other flexible material.....	08	3103031	12/07	124.705	125.208	127.503	129.698	131.439
Softwood plywood products: rough, sanded, and specialties.....	08	3103035	12/11	182.099	178.448	183.627	191.191	194.744
Hardwood veneer and plywood.....	08	35	12/05	159.501	159.081	159.066	157.184	157.826
Hardwood veneer and plywood.....	08	3501	12/05	159.501	159.081	159.066	157.184	157.826
Hardwood veneer, including veneer backed with paper, cloth, or other flexible material.....	08	350102	12/11	137.851	138.065	137.858	137.765	137.474
Hardwood plywood.....	08	350104	12/12	156.257	154.772	155.284	152.120	154.289
Hardwood veneered panels, including two-ply veneers.....	08	350107	12/11	153.339	153.405	152.893	149.212	149.212
Other wood products.....	08	4		218.696	217.548	216.700	215.704	212.253
Wood pallets and pallet containers, wood and metal combination.....	08	41		378.839	373.489	369.367	366.138	358.783
Wood pallets and pallet containers.....	08	4101		378.839	373.489	369.367	366.138	358.783
Wood pallets and pallet containers, wood and metal combination.....	08	410101	12/09	193.988	191.248	189.138	187.484	183.718

See footnotes at end of table.

Table 9. Producer price indexes for commodity and service groupings and individual items, not seasonally adjusted — Continued
 [October 2023, Index base 1982=100, unless otherwise indicated]

Title	Commodity code		Other index base	Unadjusted index ¹				
	Group code	Item code		June 2023	July 2023 ^P	Aug. 2023 ^P	Sept. 2023 ^P	Oct. 2023 ^P
Wood boxes.....	08	42		235.662	236.038	236.038	235.404	226.604
Wood boxes.....	08	4201		235.662	236.038	236.038	235.404	226.604
Nailed and lock-corner wood boxes.....	08	420101	06/85	212.477	212.477	212.477	212.477	212.477
Wood box and crate shook.....	08	420102	06/85	233.822	234.687	234.687	233.230	232.947
Other wood container parts and wood containers.....	08	420127	12/03	131.760	131.760	131.760	131.760	121.110
Miscellaneous wood products.....	08	49		150.390	151.124	151.782	151.809	150.680
Wood ties, siding, shingles, and shakes, and contract sawing of logs owned by others.....	08	4903	12/03	174.351	176.474	188.160	188.160	188.661
Wood ties, siding, shingles, and shakes, and contract sawing of logs owned by others.....	08	490301	12/03	174.351	176.474	188.160	188.160	188.661
Sawn wood fence stock, wood lath, and contract resawing and planing.....	08	4904	12/03	220.450	220.450	220.450	220.450	220.450
Sawn wood fence stock, wood lath, and contract resawing and planing.....	08	490401	12/03	220.450	220.450	220.450	220.450	220.450
All other miscellaneous wood products.....	08	4909	06/84	235.329	236.452	236.402	236.451	234.316
All other miscellaneous wood products.....	08	490901	06/84	235.329	236.452	236.402	236.451	234.316
Logs, bolts, timber, pulpwood and wood chips.....	08	5		269.096	267.105	268.275	268.420	268.714
Logs, bolts, timber, pulpwood and wood chips.....	08	51		269.096	267.105	268.275	268.420	268.714
Logs, bolts, timber, pulpwood and wood chips.....	08	5105	12/11	114.985	114.134	114.634	114.696	114.822
Logs, bolts, timber and pulpwood.....	08	510502	12/11	112.931	112.068	113.080	113.098	113.389
Wood chips, excluding field chips.....	08	510505	12/11	119.499	118.730	117.078	117.321	116.751
Prefabricated wood buildings & components.....	08	6	12/84	382.721	381.931	381.764	381.396	384.081
Prefabricated wood buildings & components.....	08	61	12/84	382.721	381.931	381.764	381.396	384.081
Prefabricated wood buildings and components.....	08	6101	12/84	382.721	381.931	381.764	381.396	384.081
Prefabricated stationary wood buildings, components (not sold as complete units).....	08	610101	12/84	203.761	209.052	205.878	206.369	205.933
Prefabricated stationary wood buildings, precut packages (complete units).....	08	610102	12/84	525.809	525.626	526.744	527.296	525.404
Prefabricated stationary wood buildings, shipped in panel form (complete units).....	08	610103	12/84	588.376	589.977	590.730	588.514	601.425
Prefabricated stationary wood buildings, shipped in three-dimensional assemblies.....	08	610104	12/84	410.580	403.813	403.813	403.813	403.571
Prefabricated stationary wood buildings, three-dimensional assemblies, residential.....	08	6101041	12/11	194.571	191.017	191.017	191.017	190.891
Prefabricated stationary wood buildings, three-dimensional assemblies, nonresidential.....	08	6101042	12/11	181.629	181.629	181.629	181.629	181.627
Treated wood and contract wood preserving.....	08	7	06/85	280.960	284.161	283.158	280.548	282.214
Treated wood and contract wood preserving.....	08	71	06/85	280.960	284.161	283.158	280.548	282.214
Treated wood.....	08	7101	06/85	287.033	290.423	289.324	286.533	288.304
Wood poles, piles, and posts owned and treated by the same establishment.....	08	710101	06/85	427.098	430.911	434.208	425.890	431.943
Other wood products owned and treated by the same establishment.....	08	710102	06/85	240.325	244.024	239.656	240.230	239.325
Contract wood preservation.....	08	7102	06/85	223.101	223.513	224.043	224.191	224.282
Receipts for treating wood owned by others w/ arsenical chemicals, creosote, & other chemicals.....	08	710201	06/85	223.101	223.513	224.043	224.191	224.282
Pulp, paper, and allied products.....	09	—		332.632	331.922	332.471	333.471	332.796
Pulp, paper, and prod., ex. bldg. paper.....	09	1		286.817	285.084	283.825	284.879	285.043
Wood pulp.....	09	11		203.200	205.114	200.718	188.918	184.691
Wood pulp.....	09	1105	06/06	141.069	142.398	139.346	131.154	128.219
Wood pulp.....	09	110501	06/06	141.069	142.398	139.346	131.154	128.219
Special alpha and dissolving wood pulp, incl. sulfite and sulfate and other wood pulp.....	09	1105012	12/11	102.425	104.293	101.726	94.833	94.699
All other miscellaneous pulp, other than wood, and pulp mill byproducts incl. turpentine.....	09	1105017	12/07	209.489	199.823	199.823	199.823	169.750
Recyclable paper.....	09	12		222.139	221.584	226.369	259.994	294.548
News and other low grade recyclable paper.....	09	1201		178.296	175.868	162.390	184.001	204.131
News and other low grade recyclable paper.....	09	120125	06/06	80.494	79.398	73.313	83.070	92.158
Corrugated recyclable paper.....	09	1203		195.359	199.350	210.110	227.774	257.457
Corrugated recyclable paper.....	09	120325	06/06	67.105	68.476	72.172	78.239	88.435
High grade recyclable paper (including pulp substitutes and deinking).....	09	1207	12/86	147.492	138.285	132.587	181.399	207.959
High grade recyclable (including pulp substitutes and deinking).....	09	120725	06/06	110.890	103.968	99.684	136.383	156.351
Paper.....	09	13		250.148	248.084	246.612	248.059	247.162
Writing and printing papers.....	09	1301		246.814	243.717	242.044	243.763	240.358
Bleached bristol, clay-coated, uncoated, and industrial converted paper.....	09	130119	12/11	132.483	130.260	130.295	131.460	129.775
Newsprint.....	09	1302		166.083	156.770	152.124	155.445	148.049
Newsprint.....	09	130291		166.083	156.770	152.124	155.445	148.049
Packaging and industrial converting paper.....	09	1303		315.180	313.693	312.423	313.352	315.725
Coated and laminated single and multi-web paper.....	09	130321	12/87	272.112	269.919	269.943	269.943	269.226

See footnotes at end of table.

Table 9. Producer price indexes for commodity and service groupings and individual items, not seasonally adjusted — Continued
 [October 2023, Index base 1982=100, unless otherwise indicated]

Title	Commodity code		Other index base	Unadjusted index ¹				
	Group code	Item code		June 2023	July 2023 ^P	Aug. 2023 ^P	Sept. 2023 ^P	Oct. 2023 ^P
Single-web paper, rolls and sheets, including waxed, for flexible packaging uses.....	09	1303211	12/11	166.454	166.454	166.454	166.454	166.454
Multiweb laminated rolls and sheets, except foil, for flexible packaging uses.....	09	1303213	12/11	137.587	135.312	135.337	135.337	134.593
Coated and laminated single and multi-web film.....	09	130322	12/87	252.341	251.013	250.023	251.114	252.154
Single-web film, rolls, and sheets, including coextruded, for flexible packaging uses.....	09	130322A	01/19	125.807	125.245	125.177	125.692	126.837
Single-web film, rolls, and sheets for flexible packaging uses.....	09	130322A1	12/11	138.910	138.499	138.622	138.771	139.507
Coextruded single-web film, for flexible packaging uses.....	09	130322A2	12/11	132.558	131.088	130.187	132.489	135.914
All other coated and processed papers.....	09	1305	12/82	258.645	261.693	260.093	263.242	265.645
Converted foil for nonpackaging applications.....	09	130505	06/13	121.419	121.419	121.419	121.476	121.476
Other coated and processed papers, except for packaging uses.....	09	130506	06/13	122.350	124.198	123.228	125.127	126.583
Paperboard.....	09	14		339.488	332.192	331.248	333.817	333.163
Corrugated paperboard in sheets and rolls, lined and unlined.....	09	1405		333.979	324.951	328.332	328.332	328.332
Corrugated paperboard in sheets and rolls, lined and unlined.....	09	140551		333.979	324.951	328.332	328.332	328.332
Paperboard, excluding corrugated paperboard in sheets and rolls.....	09	1411	12/82	361.067	353.743	351.724	355.051	354.204
Recycled paperboard.....	09	141105	12/82	397.937	391.462	390.696	387.689	388.277
Unbleached kraft packaging and industrial converting paperboard.....	09	141107	12/99	216.855	209.855	209.482	214.072	212.946
Bleached packaging and industrial converting paperboard.....	09	141112	05/21	130.842	130.842	128.166	128.166	128.166
Converted paper and paperboard products.....	09	15		307.397	307.057	305.550	305.460	304.766
Sanitary paper products, including stock.....	09	1501		224.013	224.066	222.701	222.984	221.224
Sanitary paper products, including stock.....	09	150123	12/99	155.453	155.490	154.543	154.739	153.517
Sanitary tissue paper products, made in paper mills.....	09	1501233	12/07	136.706	136.433	135.651	135.651	133.601
Disposable diapers and similar disposable products, purchased sanitary paper stock and wadding.....	09	1501234	12/07	123.291	123.291	123.291	123.291	123.291
Sanitary tissue paper products, made from purchased sanitary paper stock or wadding.....	09	1501235	12/07	149.071	149.960	148.138	148.951	149.411
Paper, plastic, and foil bags.....	09	1502		355.135	355.196	354.676	354.673	354.929
Uncoated single-web paper grocers' bags and sacks and variety and shopping bags.....	09	150214	12/83	461.539	462.514	462.514	462.514	459.643
Specialty bags, pouches and liners.....	09	150216	12/83	283.913	283.916	283.438	283.435	283.828
Plastics, foil, and coated paper bags.....	09	1502161	12/10	155.165	155.019	154.960	155.054	155.042
Specialty bags, pouches, and liners, multiweb laminations and foil, except film-film.....	09	15021612	06/13	151.561	151.282	151.169	151.349	151.327
Single-web film specialty bags, pouches, and liners.....	09	1502162	12/10	138.799	138.826	138.604	138.554	138.762
Polyethylene grocery and variety bags and pouches.....	09	15021621	12/11	120.925	120.757	120.909	121.078	121.320
Polyethylene refuse bags.....	09	15021622	12/11	131.966	131.600	131.144	130.778	129.966
Other polyethylene bags, pouches, and liners.....	09	15021625	12/11	146.450	146.898	146.402	146.363	147.434
Coextruded single-web film specialty bags, pouches, & liners.....	09	15021626	06/13	141.366	141.366	141.197	141.197	141.197
Multiweb film/film combination specialty bags, pouches and liners.....	09	1502163	12/10	140.353	139.898	137.749	139.805	140.570
Paper boxes and containers.....	09	1503		349.127	348.100	346.234	345.794	345.777
Corrugated shipping containers.....	09	150301	06/87	329.646	328.199	325.295	325.139	325.303
Corrugated shipping containers for food and beverages and carryout boxes for retail food.....	09	1503011	12/09	162.747	162.040	159.723	159.592	159.192
Corrugated shipping containers for paper and allied products.....	09	1503012	12/09	157.381	156.216	153.022	152.883	154.153
Corrugated shipping containers for metal and electrical machinery.....	09	1503013	12/09	195.982	194.999	194.942	194.808	195.162
Corrugated shipping containers for all other end uses.....	09	1503014	12/09	169.343	168.844	168.615	168.636	168.639
Setup (rigid) paperboard boxes.....	09	150322	12/83	501.636	501.636	501.636	501.636	501.176
Folding paperboard boxes, packaging, and packaging components.....	09	150336	12/04	161.839	161.711	161.639	161.112	160.913
Folding paperboard boxes, packaging, and packaging components.....	09	15033601	12/11	148.242	148.124	148.058	147.576	147.393
Paperboard fiber drums with ends of any material.....	09	150337		535.612	535.606	548.894	548.494	549.854
Other corrugated and solid fiber products, including containers, pallets, pads, etc.....	09	1504		435.180	433.819	431.817	431.817	432.035
Other corrugated and solid fiber products, including containers, pallets, pads, etc.....	09	150441		605.212	603.319	600.535	600.535	600.838
Office supplies and accessories.....	09	1506		267.117	267.849	265.822	267.167	265.583
Envelopes.....	09	150636	12/84	251.787	252.335	251.719	251.522	251.475
Die-cut paper and paperboard office supplies.....	09	150646	12/03	280.303	280.303	280.303	280.303	280.303
Paper supplies for business machines and other misc. unprinted office supplies.....	09	150655	06/90	258.135	261.091	253.815	260.785	254.943
Tablets, pads, and related products.....	09	150657	12/11	143.721	143.721	142.591	142.194	141.687
Fiber cans, tubes, and similar fiber products.....	09	1507		492.308	493.852	494.250	494.857	494.486
Fiber cans, all fiber and composite.....	09	150731	12/09	188.879	190.687	191.152	192.010	191.576
Fiber cores and tubes.....	09	150732	12/09	189.270	189.270	189.270	189.195	189.195
Paperboard cones, reels, spools, bobbins, blocks, and all vulcanized fiber products.....	09	150733	12/09	168.898	168.898	168.898	168.898	168.898
Molded pulp goods, including egg cartons, florists pots, food trays, etc.....	09	1508	06/85	279.022	276.867	277.025	271.209	270.654
Molded pulp goods, including egg cartons, florists pots, food trays, etc.....	09	150814	06/90	242.859	240.984	241.121	236.059	235.576
Miscellaneous converted paper and paperboard products.....	09	1509	12/84	255.642	255.760	254.713	253.655	254.161
Pasted, lined, laminated, or surface-coated paperboard.....	09	150901	12/84	334.363	334.363	334.363	329.858	329.858
Wallcoverings.....	09	150902	06/85	192.634	192.634	192.634	192.634	192.634

See footnotes at end of table.

Table 9. Producer price indexes for commodity and service groupings and individual items, not seasonally adjusted — Continued
 [October 2023, Index base 1982=100, unless otherwise indicated]

Title	Commodity code		Other index base	Unadjusted index ¹				
	Group code	Item code		June 2023	July 2023 ^P	Aug. 2023 ^P	Sept. 2023 ^P	Oct. 2023 ^P
Other sanitary paper products & misc. converted paper & paperboard products.....	09	150999	12/84	252.219	252.365	251.064	250.488	251.115
Miscellaneous converted paper and paperboard products.....	09	1509992	06/10	156.387	156.524	155.304	154.948	155.336
Pressure-sensitive products.....	09	16	12/82	247.450	246.124	246.318	245.907	246.745
Pressure-sensitive products.....	09	1601	12/82	247.450	246.124	246.318	245.907	246.745
Pressure-sensitive products.....	09	160101	12/82	246.944	245.621	245.814	245.404	246.240
Building paper & building board mill prods.....	09	2		322.610	343.561	389.831	389.200	363.992
Hardboard, particleboard & fiberboard prods.....	09	22		304.343	324.108	367.758	367.162	343.381
Particleboard and fiberboard.....	09	2201		313.803	335.024	381.924	381.285	355.748
Particleboard made from particleboard produced at the same location...	09	220125	12/82	373.094	373.656	366.583	360.991	360.991
Prefinished particleboard and medium density fiberboard (MDF) made from purchased materials.....	09	220141	12/02	269.416	274.600	273.989	266.859	266.859
Hardboard products.....	09	2202	06/84	241.759	241.834	241.334	241.321	241.321
Hardboard products.....	09	220206	12/11	184.302	184.359	183.978	183.968	183.968
Publications, printed matter and printing material.....	09	4	06/09	142.782	142.870	143.108	143.367	143.316
Books printing.....	09	44	12/83	280.656	282.823	279.822	281.237	281.343
Books printing.....	09	4401	12/83	280.656	282.823	279.822	281.237	281.343
Books printing.....	09	440114	06/05	178.598	179.977	178.067	178.968	179.035
Textbook printing and binding.....	09	4401141	12/11	161.052	161.052	160.578	159.040	159.040
Technical, scientific, & professional book printing & binding.....	09	4401143	12/11	151.226	149.772	149.561	149.281	150.043
Religious book printing and binding.....	09	4401145	12/11	165.426	166.102	163.368	163.347	163.347
General book (trade, etc.) printing and binding.....	09	4401147	12/11	221.525	226.002	221.264	225.224	225.224
Other book and pamphlet printing and binding.....	09	440114E	12/11	118.261	118.261	118.261	118.220	118.220
Manifold business forms printing.....	09	45	12/83	422.097	422.097	422.097	422.097	—
Manifold business forms printing.....	09	4501	12/83	422.097	422.097	422.097	422.097	—
Manifold business forms printing, excluding checkbooks.....	09	450105	09/18	114.289	114.289	114.289	114.289	—
Commercial printing.....	09	47	06/82	231.774	231.833	232.389	232.801	232.708
Magazine and periodical printing.....	09	4701	06/82	171.428	170.744	170.744	170.744	170.332
Magazine and periodical printing (lithographic).....	09	470102	06/82	182.433	181.705	181.705	181.705	181.267
Label and wrapper printing for packaging.....	09	4702	06/82	259.152	259.152	259.152	259.152	259.152
Label and wrapper printing (lithographic).....	09	470202	06/82	176.277	176.277	176.277	176.277	176.277
Label and wrapper printing (flexographic).....	09	470205	12/08	163.015	163.015	163.015	163.015	163.015
Catalog and directory printing.....	09	4703	06/82	159.138	158.916	158.916	158.916	158.247
Catalog and directory printing (lithographic).....	09	470302	06/82	173.227	172.985	172.985	172.985	172.257
Advertising printing.....	09	4705	06/82	187.183	187.529	187.529	187.529	187.529
Advertising printing (lithographic).....	09	470506	06/82	183.979	184.326	184.326	184.326	184.326
Other general job printing.....	09	4706	06/82	305.446	305.099	305.099	306.764	306.362
Quick printing.....	09	470604	12/08	125.788	125.788	125.788	130.741	—
Other commercial and general job printing.....	09	470609	06/82	307.803	307.400	307.400	307.462	306.995
Other commercial and general job printing (lithographic).....	09	4706091	06/09	139.668	139.470	139.470	139.500	139.270
All other commercial and general job printing.....	09	4706094	09/18	128.850	128.850	128.850	128.850	128.850
Other commercial printing, incl. screen, engraving, digital, & general job exc. labels/wrappers.....	09	4711	12/88	199.166	199.416	200.809	201.379	201.430
Commercial screen printing, excluding on garments, apparel accessories, & other fabric articles.....	09	471101	06/82	183.197	183.197	183.155	183.155	183.155
Screen printing (excluding on textiles, apparel, apparel accessories, and labels).....	09	4711012	06/09	130.419	130.419	130.390	130.390	130.390
Other commercial and general job screen printing.....	09	47110123	06/10	130.187	130.187	130.102	130.102	130.102
Digital printing.....	09	471103	12/88	151.870	152.119	153.512	154.079	154.130
Blankbooks, binders, and bookbinding work.....	09	48	06/85	340.507	339.901	339.710	339.445	339.190
Tradebinding and related work.....	09	4802	12/85	217.687	217.058	216.861	216.586	216.322
Miscellaneous binding and postpress work, incl collating, perforating, folding, gluing, etc.....	09	480203	12/11	135.045	134.063	133.674	133.289	133.289
Softcover, pamphlet, sample book, and other binding of books and materials printed elsewhere.....	09	480204	12/11	145.409	145.722	145.722	145.729	145.218
Services for the printing trade.....	09	49	06/85	112.772	112.772	113.932	113.932	113.932
Prepress services, including platemaking.....	09	4905	12/03	100.601	100.601	101.636	101.636	101.636
Prepress services, excl platemaking (incl film, assembled flats, color sep., typesetting, etc.).....	09	490501	12/03	98.838	—	99.629	—	—
Printing plates and cylinders, prepared for printing (excl blank plates and blank cylinders).....	09	490502	12/03	107.956	107.956	109.438	109.438	109.438
Metals and metal products.....	10	—		315.603	310.885	308.967	306.295	303.874
Iron and steel.....	10	1		348.799	335.153	331.456	323.874	316.391
Iron ores.....	10	11		206.577	205.071	207.269	208.326	205.938
Iron ores.....	10	1105	12/97	217.086	215.503	217.813	218.923	216.414
Iron ores.....	10	110555	12/97	217.086	215.503	217.813	218.923	216.414
Iron and steel scrap.....	10	12		557.441	539.555	543.742	547.258	528.592

See footnotes at end of table.

Table 9. Producer price indexes for commodity and service groupings and individual items, not seasonally adjusted — Continued
 [October 2023, Index base 1982=100, unless otherwise indicated]

Title	Commodity code		Other index base	Unadjusted index ¹				
	Group code	Item code		June 2023	July 2023 ^P	Aug. 2023 ^P	Sept. 2023 ^P	Oct. 2023 ^P
Carbon steel scrap.....	10	1211	12/86	517.804	498.645	503.560	506.310	490.025
Heavy melting scrap.....	10	121191	06/96	—	284.890	291.238	303.762	300.465
Carbon steel scrap bundles.....	10	121192	06/96	309.355	291.174	288.900	258.682	254.540
Shredded carbon steel scrap.....	10	121193	06/96	254.863	242.966	242.708	244.599	233.456
Cut plate and structural scrap.....	10	121194	06/96	281.463	279.197	285.907	287.810	282.182
Stainless and other alloy steel scrap.....	10	1212	12/86	427.204	440.332	439.089	442.539	407.695
Stainless and other alloy steel scrap.....	10	121208	06/96	276.781	285.286	284.481	286.716	264.141
Cast iron scrap.....	10	1213	12/86	288.158	275.275	274.949	264.714	262.322
Cast iron scrap.....	10	121308	06/96	224.340	214.310	214.056	206.088	204.225
Other ferrous scrap.....	10	1215	06/06	99.916	101.282	96.716	—	—
Other ferrous scrap.....	10	121501	06/06	99.916	101.282	96.716	—	—
Foundry and forge shop products.....	10	15		281.733	279.584	281.912	281.477	281.021
Pressure and soil pipe and fittings, cast iron.....	10	1502		590.734	594.563	584.533	583.706	583.212
Ductile iron pressure pipe and fittings.....	10	150211		423.385	428.689	415.791	414.704	—
Cast iron pressure and soil pipe and fittings, except ductile pressure pipe.....	10	150227		—	—	—	—	1,100.728
Other gray and ductile iron castings.....	10	1504		270.773	270.805	269.715	268.688	268.749
Ductile iron castings (excluding pressure pipe & fittings).....	10	150413	12/03	195.186	194.227	193.901	193.086	193.517
Gray iron castings (including molds and stools for heavy steel ingots).....	10	150419	12/11	138.471	139.494	138.459	138.003	137.645
Standard and pearlitic malleable iron castings.....	10	1505		—	—	—	—	330.196
Standard and pearlitic malleable iron castings.....	10	150501		—	—	—	—	330.196
Steel investment castings.....	10	1506		325.334	319.606	319.606	319.606	316.406
Steel investment castings.....	10	150624	12/03	185.711	182.441	182.441	182.441	180.614
Carbon steel castings, except investment.....	10	1507		294.643	294.523	298.157	302.351	302.903
Carbon steel castings, except investment.....	10	150701	12/03	199.433	199.352	201.812	204.650	205.024
High alloy steel castings, excluding investment.....	10	1508		395.587	395.587	442.186	442.186	442.186
High alloy steel castings, excluding investment.....	10	150801	12/03	290.591	290.591	324.822	324.822	324.822
Other alloy steel castings, except investment.....	10	1509		271.052	270.952	293.423	293.423	—
Other alloy steel castings, except investment.....	10	150901	12/03	194.163	194.092	210.189	210.189	—
Other forge shop products.....	10	1513	06/82	205.429	202.104	201.151	200.693	200.664
Closed die forgings, ferrous.....	10	151359	06/98	150.877	147.601	147.257	147.274	147.543
Hot impression die impact, press and upset steel forgings.....	10	15135912	12/17	123.483	120.544	120.236	120.251	120.471
Hot impression die impact, press, and upset carbon steel forgings.....	10	151359121	12/17	—	111.792	111.772	112.007	112.007
Hot impression die impact, press, & upset alloy steel forgings, except stainless and high temp.....	10	151359122	12/17	125.582	124.393	123.709	123.472	123.976
Steel mill products.....	10	17		345.801	329.450	322.926	311.595	303.858
Semifinished steel mill products.....	10	1702	06/82	459.881	451.817	447.950	443.266	437.669
Hot rolled steel bars, plates, and structural shapes.....	10	1704	06/82	303.531	296.932	297.616	290.092	286.515
Hot rolled steel bars, plates, & structural shapes, alloy.....	10	170406	12/10	145.546	142.310	—	—	—
Hot rolled steel bars, plates, and structural shapes, carbon.....	10	170410	12/17	175.003	171.000	171.310	166.811	164.834
Steel wire.....	10	1705	06/82	407.784	397.804	393.711	386.447	381.691
Steel wire, carbon.....	10	170501	12/03	365.164	357.004	352.525	348.167	343.473
Steel wire, stainless steel.....	10	170502	12/10	175.344	175.300	—	—	—
Steel pipe and tube.....	10	1706	06/82	407.478	395.760	390.249	383.476	383.148
Steel pipe and tube, carbon.....	10	170652	12/17	173.496	168.177	166.637	162.859	162.139
Steel pipe and tube, stainless steel.....	10	170674	12/10	149.773	147.855	144.478	143.711	142.915
Cold rolled steel sheet and strip.....	10	1707	06/82	409.487	396.537	389.174	361.759	360.958
Cold rolled steel sheet and strip.....	10	170710	06/82	409.487	396.537	389.174	361.759	360.958
Cold finished steel bars and bar shapes.....	10	1708	06/82	280.959	277.801	272.732	270.730	265.368
Cold finished steel bars and bar shapes.....	10	170810	12/17	146.660	145.011	142.365	141.320	138.521
Electrometallurgical ferroalloy products.....	10	1712	12/17	136.637	134.019	132.291	128.435	125.922
Electrometallurgical ferroalloy products.....	10	171201	12/17	136.637	134.019	132.291	128.435	125.922
Nonferrous metals.....	10	2		328.912	324.560	321.900	320.585	318.888
Nonferrous metal ores.....	10	21	12/83	545.638	522.674	506.756	509.339	512.693
Other metal ores.....	10	2112	12/03	2,383.984	2,139.065	—	—	—
Other metal ores.....	10	211201	12/03	2,383.984	2,139.065	—	—	—
Primary nonferrous metals.....	10	22		245.214	250.125	240.428	244.981	240.069
Primary nonferrous metals.....	10	2201		251.261	256.294	246.357	251.022	245.990
Other nonferrous metals, unalloyed.....	10	220181	06/88	375.913	392.896	367.232	377.113	—
Nonferrous scrap.....	10	23		454.429	443.009	445.230	439.167	432.646
Copper base scrap.....	10	2301		607.693	607.231	602.917	599.074	578.459
No. 1 copper scrap, including wire.....	10	230101	12/86	498.933	495.788	493.938	493.610	471.027
No. 2 copper scrap, including wire.....	10	230102	12/86	813.808	815.757	808.137	790.426	764.353
Yellow brass scrap.....	10	230103	12/86	676.706	684.162	674.263	667.924	665.191
Aluminum base scrap.....	10	2302		253.660	248.272	251.292	246.802	247.527
Used beverage can scrap.....	10	230205	12/86	193.729	180.223	183.295	173.277	171.602
Other nonferrous scrap (including lead, zinc and precious metals).....	10	2303		457.431	432.389	437.030	429.637	424.268

See footnotes at end of table.

Table 9. Producer price indexes for commodity and service groupings and individual items, not seasonally adjusted — Continued
 [October 2023, Index base 1982=100, unless otherwise indicated]

Title	Commodity code		Other index base	Unadjusted index ¹				
	Group code	Item code		June 2023	July 2023 ^P	Aug. 2023 ^P	Sept. 2023 ^P	Oct. 2023 ^P
Other nonferrous scrap (including lead, zinc and precious metals).....	10	230309	06/06	195.630	184.921	186.906	183.743	181.448
Secondary nonferrous metals.....	10	24		320.328	316.408	311.874	311.585	306.983
Secondary aluminum.....	10	2402		283.151	276.887	271.586	266.776	262.556
Secondary aluminum.....	10	240229	06/97	176.216	172.318	169.019	166.026	163.400
Secondary copper, alloyed and unalloyed.....	10	2403		699.075	717.052	714.048	716.618	708.862
Secondary copper, alloyed and unalloyed.....	10	240339	06/97	458.083	469.863	467.894	469.579	464.496
Secondary precious metals.....	10	2406		400.280	394.559	389.268	390.159	381.633
Secondary precious metals.....	10	240669	06/97	474.625	467.841	461.567	462.623	452.514
All other miscellaneous secondary nonferrous metals, including lead and zinc.....	10	2408	06/11	96.112	95.843	95.112	99.002	98.447
All other miscellaneous secondary nonferrous metals, including lead and zinc.....	10	240801	06/11	96.112	95.843	95.112	99.002	98.447
Nonferrous mill shapes.....	10	25		270.263	267.725	267.088	265.654	263.532
Aluminum mill shapes.....	10	2501		234.678	231.722	230.918	228.779	227.828
Extruded aluminum shapes, including rod, bar, and wire.....	10	250162	12/04	163.901	161.880	159.915	158.416	157.819
Copper and brass mill shapes.....	10	2502		571.262	571.639	572.407	571.885	561.764
Copper and copper alloy sheet, strip and plate.....	10	250237	12/03	302.230	302.356	299.763	300.984	—
Copper and copper alloy rod, bar and shapes.....	10	250238	12/03	339.725	340.347	346.807	345.647	338.072
Copper and copper alloy pipe and tube.....	10	250239	06/04	349.937	349.308	338.799	338.900	330.853
Nickel and nickel-base alloy mill shapes.....	10	2504		233.373	221.673	219.851	220.122	214.600
Nickel and nickel-base alloy mill shapes.....	10	250466	12/03	169.571	161.070	159.746	159.943	155.931
Titanium and titanium-base alloy mill shapes.....	10	2505		207.932	207.932	209.141	210.705	210.670
Titanium and titanium-base alloy mill shapes.....	10	250505	12/03	184.964	184.964	186.040	187.431	187.400
Other nonferrous mill shapes.....	10	2519		264.503	264.518	261.176	260.706	261.053
All other nonferrous metal mill shapes, except precious metal.....	10	251935	12/03	244.564	244.444	241.251	240.362	242.955
Nonferrous wire and cable.....	10	26		347.028	350.189	351.720	346.621	347.818
Nonferrous wire and cable.....	10	2603	12/82	355.963	359.205	360.775	355.546	356.773
Electronic wire and cable.....	10	260301	12/82	319.817	319.520	319.520	319.520	319.520
Copper wire and cable.....	10	260314	12/86	384.503	385.742	384.186	381.145	376.284
Power wire and cable.....	10	260332	06/04	408.616	457.807	475.547	439.601	479.624
Fiber optic cable.....	10	260333	12/88	70.469	66.064	66.064	66.064	64.495
Other wire and cable.....	10	260398	06/04	215.170	214.402	217.458	220.181	221.235
Nonferrous forge shop products.....	10	27	12/83	211.934	212.930	212.865	212.865	215.251
Nonferrous forge shop products.....	10	2701	12/83	211.934	212.930	212.865	212.865	215.251
Nonferrous forge shop products.....	10	270111	12/83	212.942	213.943	213.877	213.877	216.275
Hot impression die, impact, press and upset aluminum and other nonferrous forgings.....	10	2701111	12/07	126.212	126.865	126.822	126.822	128.389
Hot impression die, impact, press and upset aluminum and aluminum alloy forgings.....	10	27011111	12/07	131.504	131.355	131.355	131.355	134.479
Hot impression die, impact, press and upset titanium and titanium alloy forgings.....	10	27011112	12/07	118.836	120.371	120.371	120.371	120.371
Other nonferrous hot impression die impact, press, and upset forgings.....	10	27011113	12/07	129.538	130.314	129.538	129.538	129.538
Nonferrous foundry shop products.....	10	28		277.814	277.380	277.351	276.999	277.051
Aluminum castings.....	10	2802		233.281	233.057	233.008	232.561	231.810
Aluminum die-castings.....	10	280207	06/83	196.657	196.349	195.803	195.207	193.957
Aluminum castings, excluding die-castings.....	10	280208	05/18	133.405	133.415	133.974	133.974	134.262
Castings, nonferrous (except aluminum).....	10	2807	12/11	144.418	144.021	144.038	144.038	145.034
Castings, nonferrous (except aluminum).....	10	280701	12/11	144.418	144.021	144.038	144.038	145.034
Nonferrous die-castings (except aluminum).....	10	2807011	12/11	136.386	136.154	135.787	135.787	135.474
Copper base castings (excluding die-castings).....	10	2807013	12/11	134.618	133.787	134.188	134.188	132.785
Metal containers.....	10	3		231.547	231.562	227.828	227.823	225.744
Metal cans and can components.....	10	31		208.846	208.577	204.157	204.152	202.023
Steel cans and tinware end products.....	10	3102		323.683	323.683	323.683	323.683	323.683
Steel cans and tinware end products.....	10	310231	12/01	253.731	253.731	253.731	253.731	253.731
Aluminum cans and can components.....	10	3103		149.021	148.704	143.473	143.467	140.948
Aluminum cans and can components.....	10	310331	12/01	175.810	175.435	169.265	169.257	166.285
Barrels, drums, pails and other metal containers.....	10	32		444.935	447.620	450.382	450.382	448.782
Barrels, drums, pails and other metal containers.....	10	3201		444.935	447.620	450.382	450.382	448.782
Steel shipping barrels and drums (excl. beer barrels) (more than 12-gallon capacity).....	10	320106	12/11	165.851	169.549	172.899	172.899	170.692
All other metal containers.....	10	320107	12/11	184.439	184.439	182.578	182.578	182.580
Hardware.....	10	4		286.283	286.490	286.375	286.344	286.340
Hardware, n.e.c.....	10	41		287.802	287.992	287.954	287.963	287.963
Builders' hardware.....	10	4101		336.476	336.476	336.476	336.476	336.476
Builders' hardware (lock units, key blanks, door & window hardware, cabinet hardware, etc.).....	10	410104	06/07	169.563	169.563	169.563	169.563	169.563
Transportation equipment hardware.....	10	4103		203.002	203.393	203.393	203.393	203.393

See footnotes at end of table.

Table 9. Producer price indexes for commodity and service groupings and individual items, not seasonally adjusted — Continued
 [October 2023, Index base 1982=100, unless otherwise indicated]

Title	Commodity code		Other index base	Unadjusted index ¹				
	Group code	Item code		June 2023	July 2023 ^P	Aug. 2023 ^P	Sept. 2023 ^P	Oct. 2023 ^P
Motor vehicle hardware.....	10	410311	06/85	169.768	169.768	169.768	—	—
Other transportation equipment hardware, incl. marine & aircraft (excl. motor vehicle hardware).....	10	410341	06/85	609.551	615.499	615.499	—	—
Furniture hardware.....	10	4104		320.609	320.609	320.047	320.047	320.047
Furniture hardware.....	10	410411	06/85	286.423	286.423	285.921	285.921	285.921
Other miscellaneous hardware.....	10	4105	06/85	458.752	458.989	458.803	458.961	458.961
Other miscellaneous hardware.....	10	410502	12/03	324.578	324.745	324.613	324.725	324.725
Hand and edge tools.....	10	42		292.191	292.441	292.163	292.047	292.035
Hand and edge tools.....	10	4201		292.191	292.441	292.163	292.047	292.035
Mechanics hand service tools.....	10	420135	06/06	145.802	146.380	145.849	145.580	145.533
Edge tools, hand operated.....	10	420145	06/06	176.311	176.311	176.311	176.311	176.311
All other misc handtools, including cutting dies, machine & power-driven (except metal cutting).....	10	420155	06/06	149.762	149.762	149.707	149.707	149.717
Plumbing fixtures and fittings.....	10	5		334.909	335.446	334.546	334.415	335.475
Plumbing fixture fittings and trim.....	10	54		395.136	395.136	395.136	395.136	395.136
Plumbing fixtures, fittings, and trim.....	10	5402		394.971	394.971	394.971	394.971	394.971
Lavatory and sink fittings.....	10	540218	06/98	204.550	204.550	204.550	204.550	204.550
Miscellaneous plumbing fixtures, fittings, and trim.....	10	540223	06/83	397.862	397.862	397.862	397.862	397.862
Enameled iron & metal sanitary ware.....	10	56	12/86	286.796	290.374	284.379	283.508	290.568
Enameled iron and metal sanitary ware.....	10	5601	12/86	286.796	290.374	284.379	283.508	290.568
Enameled iron and metal sanitary ware.....	10	560102	12/03	204.665	207.218	202.940	202.319	207.356
Heating equipment.....	10	6		388.871	388.888	389.247	388.625	391.497
Steam and hot water equipment.....	10	61		428.506	428.506	428.506	428.506	428.506
Steam and hot water equipment.....	10	6101		428.506	428.506	428.506	428.506	428.506
Cast iron heating boilers, radiators and convectors.....	10	610106	06/99	289.688	289.688	289.688	289.688	289.688
Furnaces and heaters, including parts.....	10	62		298.231	298.402	299.150	297.882	303.482
Furnaces and heaters, including parts.....	10	6201		298.231	298.402	299.150	297.882	303.482
Furnaces and heaters, including parts.....	10	620146	12/03	197.129	197.242	197.736	196.898	200.599
Warm air furnaces, including parts.....	10	6201461	12/09	173.891	173.062	173.671	172.640	177.197
Warm air furnaces.....	10	62014611	12/09	171.315	170.848	171.113	170.060	174.714
Floor and wall furnaces, unit heaters, infrared heaters, & mechanical stokers, including parts.....	10	6201462	12/09	153.556	155.715	155.715	155.715	155.715
Other heating equipment, non-electric, including parts.....	10	63		369.219	368.913	368.815	368.917	369.022
Other heating equipment, non-electric, including parts.....	10	6301		369.219	368.913	368.815	368.917	369.022
Other heating equipment, non-electric, including parts.....	10	630161	06/99	229.183	228.993	228.932	228.995	229.060
Domestic heating stoves.....	10	64		276.239	276.239	276.239	276.239	276.239
Domestic heating stoves.....	10	6401		276.239	276.239	276.239	276.239	276.239
Domestic heating stoves.....	10	640141	06/99	217.515	217.515	217.515	217.515	217.515
Domestic water heaters.....	10	66		570.610	570.610	570.610	570.610	570.610
Domestic water heaters.....	10	6601		570.610	570.610	570.610	570.610	570.610
Household water heaters, electric, for permanent installation.....	10	660101		564.318	564.318	564.318	564.318	564.318
Household water heaters, except electric.....	10	660114	12/00	347.673	347.673	347.673	347.673	347.673
Fabricated structural metal products.....	10	7		364.888	365.015	365.337	364.148	364.396
Metal doors, sash, and trim.....	10	71		430.893	430.640	431.914	433.679	433.685
Metal doors and frames (except storm).....	10	7102	06/83	406.855	406.652	408.457	410.927	410.936
Metal doors and frames (except storm).....	10	710209	06/07	211.066	210.961	211.897	213.179	213.183
Metal windows (except storm sash).....	10	7103	06/83	404.800	404.178	404.168	404.265	404.265
Metal windows (except storm sash).....	10	710313	06/97	276.361	275.937	275.930	275.996	275.996
Metal molding and trim and store fronts.....	10	7104	06/83	1,055.711	1,055.672	1,055.672	1,055.672	1,055.671
Metal molding and trim and store fronts.....	10	710413	06/83	1,055.711	1,055.672	1,055.672	1,055.672	1,055.671
Metal combination screen, storm sash, and storm doors.....	10	7105	06/83	259.937	259.937	259.937	259.937	259.937
Metal combination screen, storm sash, and storm doors.....	10	710515	06/83	259.937	259.937	259.937	259.937	259.937
Metal window and door screens (except combination screens) and metal weather strip.....	10	7107	05/16	154.042	154.042	154.042	154.042	154.042
Metal window and door screens (except combination screens) and metal weather strip.....	10	710717	05/16	154.042	154.042	154.042	154.042	154.042
Metal tanks.....	10	72		324.886	324.856	324.829	324.992	324.093
Metal tanks.....	10	7201		324.886	324.856	324.829	324.992	324.093
Metal tanks, heavy gauge, including field-erected.....	10	720123		324.886	324.856	324.829	324.992	324.093
Sheet metal products.....	10	73		317.788	318.395	319.359	318.149	318.239
Sheet metal products.....	10	7301		317.788	318.395	319.359	318.149	318.239
Sheet metal air-conditioning ducts and stove pipe.....	10	730120	12/03	291.366	291.366	289.813	289.813	289.813
Sheet metal roofing and roof drainage equipment.....	10	730170	12/03	251.477	250.451	250.152	247.059	248.621
Sheet metal electronic enclosures.....	10	7301C	06/11	146.911	147.661	148.592	148.798	148.654
Steel sheet metal computer & peripheral equipment enclosures.....	10	7301C1	06/11	133.056	133.928	135.874	136.177	136.083

See footnotes at end of table.

Table 9. Producer price indexes for commodity and service groupings and individual items, not seasonally adjusted — Continued
 [October 2023, Index base 1982=100, unless otherwise indicated]

Title	Commodity code		Other index base	Unadjusted index ¹				
	Group code	Item code		June 2023	July 2023 ^P	Aug. 2023 ^P	Sept. 2023 ^P	Oct. 2023 ^P
Aluminum sheet metal computer & peripheral equipment enclosures.	10	7301C2	06/11	178.602	179.127	179.100	179.100	179.102
Other sheet metal electronic enclosures (excl. computers).	10	7301C3	06/11	139.646	140.257	140.263	140.400	140.176
Other sheet metal work.	10	7301G	06/11	136.867	136.724	137.219	137.281	137.565
Aluminum and other sheet metal work.	10	7301G3	06/11	127.587	127.347	128.179	128.283	128.761
Structural, architectural, and pre-engineered metal products.	10	74		361.029	360.038	359.430	357.489	358.310
Fabricated structural metal.	10	7405		363.429	363.358	363.925	361.126	361.576
Fabricated structural metal bar joists and concrete reinforcing bars.	10	74051		362.944	365.184	364.009	354.449	353.806
Fabricated structural iron & steel for industrial bldgs metal bar joists, short span.	10	740510	06/11	167.468	166.735	166.735	167.020	166.577
Fabricated structural iron & steel for commercial, residential, institutional, & public bldgs.	10	740514	06/11	212.724	214.595	213.735	206.648	206.317
Other fabricated structural metal, including for bridges.	10	74055	06/82	359.733	357.723	359.746	362.656	364.018
Fabricated structural metal for bridges.	10	740553	12/07	165.303	156.240	161.668	165.440	166.117
Other fabricated structural iron and steel, aluminum, and other metals.	10	740554	12/07	169.171	169.026	169.535	170.665	171.300
Custom roll form products.	10	7407		220.716	215.899	211.318	206.890	206.676
Custom roll form products.	10	740775	06/90	208.380	203.832	199.507	195.326	195.125
Ornamental and architectural metal work.	10	7408	12/83	522.196	521.723	521.395	525.534	525.534
Iron, steel, and aluminum stairs, staircases and fire escapes.	10	740803	12/83	579.435	578.704	578.106	578.106	578.106
Steel and aluminum fences, gates (not wire), and railings and window guards.	10	740813	12/97	291.164	289.692	289.554	290.326	290.326
Open metal flooring, grating and studs.	10	740814	12/97	302.205	302.205	301.468	301.468	—
Other architectural and ornamental metal work.	10	74082	12/97	301.303	301.303	301.303	301.303	301.303
Other aluminum and metal architectural and ornamental work.	10	740821	12/08	208.258	208.258	208.258	208.258	208.258
Metal stalls and corrals.	10	740824	05/17	144.775	144.775	144.775	—	—
Fabricated metal pipe, tube, and fittings.	10	7411	12/11	143.910	143.853	143.500	143.831	146.336
Fabricated metal pipe, tube, and fittings.	10	741151	12/11	143.910	143.853	143.500	143.831	146.336
Heat exchangers and steam condensers.	10	75		416.619	422.118	428.160	428.160	428.160
Heat exchangers and steam condensers.	10	7501		416.282	421.777	427.814	427.814	427.814
Heat exchangers and steam condensers (except for nuclear applications).	10	750103		418.515	418.684	419.775	419.775	419.775
Fabricated steel plate.	10	76		330.753	330.753	330.753	330.753	330.753
Fabricated steel plate.	10	7601		330.753	330.753	330.753	330.753	330.753
Fabricated steel plate.	10	760102	12/01	225.774	225.774	225.774	225.774	225.774
Prefabricated metal buildings.	10	79		545.727	551.152	551.426	547.346	544.980
Prefabricated metal building systems (excl. farm service bldgs, residential bldgs, and parts).	10	7901		578.770	585.989	583.861	580.453	580.646
Prefabricated metal building systems (excl. farm service bldgs, residential bldgs, and parts).	10	790101	12/97	420.468	425.712	424.166	421.691	421.831
Farm service buildings and other prefabricated and portable buildings, steel and aluminum.	10	7902		472.773	471.071	469.272	466.430	464.929
Farm service buildings and other prefabricated and portable buildings, steel and aluminum.	10	790201	12/97	320.994	319.838	318.617	316.687	315.668
Panels, parts, and sections for prefabricated buildings, steel and aluminum.	10	7903		413.098	417.417	427.378	420.647	409.346
Panels, parts, and sections for prefabricated buildings, steel and aluminum.	10	790354		413.098	417.417	427.378	420.647	409.346
Miscellaneous metal products.	10	8		225.299	225.525	224.832	224.663	224.872
Bolts, nuts, screws, rivets, and washers.	10	81		307.303	307.771	308.320	308.407	308.543
Externally threaded fasteners, except aircraft types.	10	8102	06/82	271.048	271.355	269.752	269.914	269.397
Hex bolts, including heavy, tap-and-joint.	10	810206	06/82	208.976	210.029	210.856	210.862	210.398
Cap, set, machine, lag, flange, and self-locking screws, except aircraft types.	10	810231		335.339	336.120	333.197	333.197	332.020
Other metal bolts, incl. square, round, plow, high-strength structural, and bent.	10	810262	12/99	303.490	302.881	302.881	302.881	302.881
Other externally threaded metal fasteners, including studs, except aircraft types.	10	810263	12/99	190.114	190.071	188.565	188.896	188.774
Internally threaded fasteners, except aircraft types.	10	8103	06/82	154.846	154.604	154.396	154.396	154.396
Internally threaded fasteners, except aircraft types.	10	810312	06/82	154.846	154.604	154.396	154.396	154.396
Nonthreaded metal fasteners, except aircraft types.	10	8104	06/82	269.653	269.689	268.888	268.888	273.144
Nonthreaded metal fasteners, except aircraft types.	10	810424	06/82	269.653	269.689	268.888	268.888	273.144
Aircraft fasteners, except plastics (including aerospace).	10	8105	06/82	594.529	594.529	604.875	604.875	604.875
Aircraft fasteners, except plastics (including aerospace).	10	810536	06/82	594.529	594.529	604.875	604.875	604.875
Formed products, except fasteners, made by cold-, warm-, or hot-heading processes.	10	8106	06/82	253.009	256.828	256.828	256.835	256.835
Formed products, except fasteners, made by cold-, warm-, or hot-heading processes.	10	810648	06/82	253.009	256.828	256.828	256.835	256.835
Lighting fixtures.	10	83		222.634	223.199	223.040	223.554	223.664
Residential electric lighting fixtures, except portable.	10	8302		255.966	255.965	255.966	255.967	255.967
Residential electric lighting fixtures, except portable.	10	830225	06/98	177.468	177.468	177.468	177.469	177.469
Commercial, institutional and industrial electric lighting fixtures.	10	8303		243.507	244.239	243.916	244.958	245.180

See footnotes at end of table.

Table 9. Producer price indexes for commodity and service groupings and individual items, not seasonally adjusted — Continued
 [October 2023, Index base 1982=100, unless otherwise indicated]

Title	Commodity code		Other index base	Unadjusted index ¹				
	Group code	Item code		June 2023	July 2023 ^P	Aug. 2023 ^P	Sept. 2023 ^P	Oct. 2023 ^P
Commercial and institutional electric lighting fixtures, including parts and accessories.....	10	830302	12/04	162.018	162.104	161.849	162.673	162.848
Industrial electric lighting fixtures, including parts and accessories.....	10	830304	12/04	192.578	195.679	195.679	195.679	195.679
Other lighting equipment.....	10	8305		206.624	207.122	207.122	207.122	207.122
Outdoor lighting equipment (including parts and accessories).....	10	830522	06/85	205.355	205.355	205.355	205.355	205.355
All other miscellaneous electric and nonelectric lighting equipment, incl parts and accessories.....	10	830524	06/85	133.060	133.605	133.605	133.605	133.605
Ammunition, except for small arms.....	10	85	12/85	243.360	243.803	243.803	236.782	236.782
Ammunition, except for small arms.....	10	8501	12/85	243.360	243.803	243.803	236.782	236.782
Ammunition, except for small arms.....	10	850101	12/85	243.360	243.803	243.803	236.782	236.782
Ordnance and ordnance accessories, n.e.c.....	10	86	12/85	224.803	250.190	250.190	250.190	250.190
Ordnance and ordnance accessories, n.e.c.....	10	8601	12/85	224.803	250.190	250.190	250.190	250.190
Ordnance and ordnance accessories, n.e.c.....	10	860101	12/85	224.803	250.190	250.190	250.190	250.190
Fabricated ferrous wire products.....	10	88	06/82	345.700	341.202	339.011	338.120	333.540
Ferrous wire rope, cable, forms and strand.....	10	8801	06/82	312.138	310.510	303.964	303.698	304.179
Ferrous wire rope, cable, forms and strand.....	10	880101	06/82	312.138	310.510	303.964	303.698	304.179
Ferrous wire cloth, other woven wire products.....	10	8807	06/82	215.787	215.787	215.787	215.787	215.787
Ferrous wire cloth, other woven wire products.....	10	880701	06/82	215.787	215.787	215.787	215.787	215.787
Other fabricated ferrous wire products.....	10	8809	06/82	346.520	342.351	341.574	340.361	334.868
Steel fencing and fence gates.....	10	880993	06/09	143.649	143.721	144.369	143.433	143.053
Other fabricated ferrous wire products, n.e.c.....	10	880996	12/11	163.091	160.827	160.298	159.800	156.896
Steel nails, staples, tacks, spikes and brads.....	10	8812	06/09	239.144	223.309	223.137	223.161	210.970
Steel nails, staples, tacks, spikes and brads.....	10	881201	06/09	239.144	223.309	223.137	223.161	210.970
Other miscellaneous metal products.....	10	89		206.111	206.438	205.665	205.508	206.070
Wire springs.....	10	8904		354.975	357.115	356.940	356.985	355.707
Precision mechanical wire springs.....	10	890424		281.605	284.927	284.497	284.607	284.759
Precision mechanical extension- and torsion-type wire springs.....	10	8904241	12/09	155.209	157.518	156.956	157.227	157.442
Precision mechanical compression-type springs.....	10	8904242	12/09	167.146	168.794	168.759	168.682	168.684
Other metal products.....	10	8905		186.521	186.664	185.952	185.815	186.627
Automotive job stampings.....	10	890507		128.455	129.006	128.592	128.744	130.839
Precision turned products, automotive.....	10	890521	12/83	165.721	166.248	166.368	166.368	163.714
Precision turned products, except automotive.....	10	890522	12/83	264.567	263.067	259.706	259.709	257.954
Metal powders, paste, and flake.....	10	890564	06/85	228.586	227.870	228.104	228.769	226.860
Powder metallurgy parts, except bearings, gears, etc.....	10	890571	12/91	135.853	137.282	137.090	137.296	137.238
Other fabricated metal products.....	10	890589	06/85	244.283	243.688	244.198	240.762	240.370
Metal stampings n.e.c.....	10	8907	06/84	251.374	252.667	251.155	251.065	250.518
Metal job stampings, except automotive.....	10	890701		283.992	285.201	282.805	282.662	282.579
Recreational vehicle metal job stamping.....	10	8907011	12/10	156.488	156.488	156.488	156.488	156.488
Motor and generator metal job stamping.....	10	8907012	12/10	118.963	122.733	121.680	121.680	117.485
Other metal job stampings.....	10	8907013	12/10	143.163	143.850	142.230	142.131	142.241
Metal foil and leaf.....	10	8908	12/84	211.093	212.487	212.320	211.780	211.695
Flexible packaging foil.....	10	890811	12/84	188.294	189.537	189.388	188.906	188.830
Heavy gauge springs.....	10	8909	06/04	298.136	298.196	298.106	297.346	292.797
Cold formed steel springs, except wire.....	10	890913	06/04	390.862	390.976	390.804	390.462	390.462
Machinery and equipment.....	11	—		173.993	174.534	174.862	175.031	175.271
Agricultural machinery and equipment.....	11	1		316.323	317.156	317.424	318.849	319.986
Agricultural machinery and equipment.....	11	14	12/02	198.030	198.551	198.719	199.611	200.323
Commercial turf and grounds care equipment, including parts and attachments.....	11	1401	12/02	161.398	161.398	161.490	162.938	162.938
Commercial turf and grounds care equipment, including parts and attachments.....	11	140111	12/02	161.398	161.398	161.490	162.938	162.938
Farm plows, harrows, rollers, pulverizers, etc., and attachments.....	11	1402	12/02	289.896	289.896	289.896	289.896	289.896
Farm plows, harrows, rollers, pulverizers, etc., and attachments.....	11	140211	12/02	289.896	289.896	289.896	289.896	289.896
Farm dairy equipment, sprayers and dusters, farm blowers, and attachments.....	11	1404	12/02	175.099	175.099	175.099	175.344	175.344
Farm dairy equipment, sprayers and dusters, farm blowers, and attachments.....	11	140411	12/02	175.099	175.099	175.099	175.344	175.344
Planting, seeding, and fertilizing machinery and attachments.....	11	1405	12/02	201.664	201.087	198.174	198.174	201.619
Planting, seeding, and fertilizing machinery and attachments.....	11	140511	12/02	201.664	201.087	198.174	198.174	201.619
Harvesting machinery (except hay and straw) and attachments.....	11	1406	12/82	333.988	334.990	337.539	343.123	345.644
Harvesting machinery (except hay and straw) and attachments.....	11	140611	12/82	333.988	334.990	337.539	343.123	345.644
Haying machinery and attachments.....	11	1407	12/82	317.280	332.797	332.910	332.910	332.910
Haying machinery and attachments.....	11	140711	12/82	317.280	332.797	332.910	332.910	332.910
All other farm machinery and equipment, excluding parts, including attachments.....	11	1408	12/02	236.889	236.889	237.391	237.456	237.617
All other farm machinery and equipment, excluding parts, including attachments.....	11	140811	12/02	236.889	236.889	237.391	237.456	237.617
Parts for farm machinery, for sale separately.....	11	1409	12/02	187.151	187.397	188.385	188.511	188.538
Parts for farm machinery, for sale separately.....	11	140911	12/02	187.151	187.397	188.385	188.511	188.538

See footnotes at end of table.

Table 9. Producer price indexes for commodity and service groupings and individual items, not seasonally adjusted — Continued
 [October 2023, Index base 1982=100, unless otherwise indicated]

Title	Commodity code		Other index base	Unadjusted index ¹				
	Group code	Item code		June 2023	July 2023 ^P	Aug. 2023 ^P	Sept. 2023 ^P	Oct. 2023 ^P
Construction machinery and equipment.....	11	2		296.072	300.789	299.850	299.851	299.869
Tractors and attachments, ex. parts.....	11	2A	12/99	191.993	195.528	193.479	193.479	193.479
Construction machinery for mounting (excluding parts, winches, snow clearing attachments).....	11	2A03	12/99	189.882	193.066	188.909	188.909	188.909
Construction machinery for mounting (excluding parts, winches, snow clearing attachments).....	11	2A0302	12/99	189.882	193.066	188.909	188.909	188.909
Tractor shovel loaders (skid steer, wheel, crawler, and integral design backhoes).....	11	2A04		284.469	287.911	284.020	284.020	284.020
Tractor shovel loaders (skid steer, wheel, crawler, and integral design backhoes).....	11	2A0406	06/86	271.299	274.582	270.871	270.871	270.871
Construction wheel and crawler tractors, dozers, self-propelled log skidders, etc.....	11	2A05	12/03	178.612	183.908	183.908	183.908	183.908
Construction wheel and crawler tractors, dozers, self-propelled log skidders, etc.....	11	2A0501	12/03	178.612	183.908	183.908	183.908	183.908
Power cranes, draglines, & shovels (excavators) (incl. surface mining equipment) (excl. parts).....	11	2B	12/99	189.831	196.481	196.176	196.176	196.176
Power cranes, draglines, & shovels (excavators) (incl. surface mining equip.) (excluding parts).....	11	2B05	12/99	189.831	196.481	196.176	196.176	196.176
Power cranes, draglines, & shovels (excavators) (incl. surface mining equip.) (excluding parts).....	11	2B0504	12/99	189.831	196.481	196.176	196.176	196.176
Mixers, pavers, and related equipment (excluding parts).....	11	2C		320.411	322.725	322.725	322.725	322.626
Mixers, pavers, and related equipment (excluding parts).....	11	2C01		320.411	322.725	322.725	322.725	322.626
Mixers, pavers, and related equipment (excluding parts).....	11	2C0109	12/99	230.072	231.733	231.733	231.733	231.662
Off-highway, equipment, ex. parts.....	11	2D	12/99	206.997	212.283	212.283	212.283	212.290
Graders, rollers & compactors, rough-terrain forklifts, scrapers, trenchers, etc. (excl. parts).....	11	2D03	12/03	206.157	209.973	209.973	209.973	209.973
Graders, rollers & compactors, rough-terrain forklifts, scrapers, trenchers, etc. (excl. parts).....	11	2D0301	12/03	206.157	209.973	209.973	209.973	209.973
Misc. construction machinery and equipment.....	11	2J	12/05	178.083	178.097	178.097	178.097	178.152
Winches, aerial work platforms, and automotive wrecker hoists, including parts and attachments.....	11	2J01	12/05	187.786	187.786	187.786	187.786	187.913
Winches, aerial work platforms, and automotive wrecker hoists, including parts and attachments.....	11	2J0101	12/03	236.538	236.538	236.538	236.538	236.697
Other construction machinery and equipment (excluding parts).....	11	2J03	12/03	190.683	190.711	190.711	190.711	190.711
Other construction machinery and equipment (excluding parts).....	11	2J0301	12/03	190.683	190.711	190.711	190.711	190.711
Parts for construction machinery and equipment, sold separately.....	11	2K	12/99	191.757	191.641	191.815	191.829	191.828
Parts for construction machinery and equipment, sold separately.....	11	2K01	12/99	191.757	191.641	191.815	191.829	191.828
Parts for cranes, draglines, and shovels (including surface mining equipment) (sold separately).....	11	2K0101	12/11	157.541	157.306	157.650	157.650	157.650
Parts for off-highway wheel tractors and shovel loaders (sold separately).....	11	2K0102	12/11	123.600	123.600	123.600	123.600	123.600
Parts for other construction machinery (sold separately).....	11	2K0103	12/11	138.550	138.552	138.556	138.575	138.574
Metalworking machinery and equipment.....	11	3		240.682	240.949	241.504	242.312	242.764
Power-driven handtools, including parts and attachments.....	11	32		237.745	237.745	237.745	237.745	237.745
Power-driven handtools, including parts and attachments.....	11	3211	12/04	161.944	161.944	161.944	161.944	161.944
Power-driven handtools, including parts and attachments.....	11	321101	12/04	161.944	161.944	161.944	161.944	161.944
Power-driven handtools, pneumatic, hydraulic, and powder-actuated.....	11	3211011	06/11	161.842	161.842	161.842	161.842	161.842
Power-driven handtools, electric (except battery powered), including parts.....	11	3211014	06/11	152.669	152.669	152.669	152.669	152.669
Welding machines and equipment.....	11	33		396.918	397.162	397.103	397.103	397.103
Arc welding machines, components, and accessories, excluding electrodes and stud welding equip.....	11	3301		430.852	430.852	430.751	430.751	430.751
Arc welding machines, components, and accessories, excluding electrodes and stud welding equip.....	11	330175	12/97	283.076	283.076	283.009	283.009	283.009
Resistance welders, components, accessories, and electrodes.....	11	3302		301.810	301.810	301.810	301.810	301.810
Resistance welders, components, accessories, and electrodes.....	11	330276	12/84	279.692	279.692	279.692	279.692	279.692
Gas welding and cutting equipment, parts, attachments, and accessories.....	11	3304		268.768	271.608	271.608	271.608	271.608
Gas welding and cutting equipment, parts, attachments, and accessories.....	11	330461	06/83	264.349	267.142	267.142	267.142	267.142
Other welding equipment, components, and accessories (excluding arc, resistance, and gas).....	11	3306	12/00	156.073	156.073	156.073	156.073	156.073
Other welding equipment, components, and accessories (excluding arc, resistance, and gas).....	11	330629	12/00	156.073	156.073	156.073	156.073	156.073
Industrial process furnaces and ovens.....	11	34		275.168	276.449	278.724	278.648	278.648
Industrial process furnaces and ovens, except parts and attachments.....	11	3407	12/04	168.914	169.981	170.469	170.406	170.406
Industrial process furnaces and ovens, except parts and attachments.....	11	340711	12/04	168.914	169.981	170.469	170.406	170.406
Parts and attachments for industrial process furnaces and ovens.....	11	3409	06/11	147.413	147.413	150.854	150.854	150.854
Parts and attachments for industrial process furnaces and ovens.....	11	340901	06/11	147.413	147.413	150.854	150.854	150.854
Cutting tools and accessories.....	11	35		224.439	225.330	225.422	225.767	228.486

See footnotes at end of table.

Table 9. Producer price indexes for commodity and service groupings and individual items, not seasonally adjusted — Continued
 [October 2023, Index base 1982=100, unless otherwise indicated]

Title	Commodity code		Other index base	Unadjusted index ¹				
	Group code	Item code		June 2023	July 2023 ^P	Aug. 2023 ^P	Sept. 2023 ^P	Oct. 2023 ^P
Small cutting tools.....	11	3501		210.204	211.370	211.471	211.742	211.742
End mills and milling cutters.....	11	350144	12/11	121.143	122.254	122.249	122.453	122.453
Threading tools, including blanks, tips and inserts.....	11	350145	12/11	120.818	120.818	120.818	120.818	120.818
Carbon and high-speed steel, shank, solid, tipped carbide twist drills. . .	11	350146	12/11	128.140	128.418	128.418	130.019	130.019
Taps, carbide indexable, and throwaway inserts for machine tools.	11	350147	12/11	135.597	135.597	136.385	136.385	136.385
Other cutting tools for machine tools, excluding tips and blanks.	11	350149	12/11	120.266	121.020	121.048	121.048	121.048
Other machine tool attachments and accessories.....	11	3505	06/83	273.706	273.826	273.979	275.289	275.290
Other machine tool attachments and accessories.....	11	350501	06/83	273.706	273.826	273.979	275.289	275.290
Abrasive products.....	11	36		270.544	269.377	269.663	271.538	270.278
Nonmetallic sized grains, powders, and flour abrasives (incl. graded only).....	11	3601		190.585	190.585	191.406	197.023	197.023
Nonmetallic sized grains, powders, and flour abrasives (incl. graded only).....	11	360105	06/87	245.362	245.362	246.418	253.650	253.650
Nonmetallic abrasive products (including diamond abrasives).....	11	3603		255.045	255.768	255.938	256.546	256.546
Nonmetallic abrasive products (including diamond abrasives).....	11	360311	06/87	233.474	234.136	234.292	234.848	234.848
Nonmetallic coated abrasive products and buffing wheels, polishing wheels, and laps.....	11	3605		322.422	322.422	322.422	322.527	322.527
Nonmetallic coated abrasive products and buffing wheels, polishing wheels, and laps.....	11	360505		238.655	238.655	238.655	238.733	238.733
Metal cutting machine tools.....	11	37		231.762	232.766	232.772	232.658	232.658
Other metal-cutting machine tools.....	11	3720	12/09	124.375	125.110	125.116	125.116	125.116
Other metal-cutting machine tools.....	11	372041	12/09	124.375	125.110	125.116	125.116	125.116
Metal machining centers.....	11	3721	12/09	132.026	132.026	132.026	132.026	132.026
Metal machining centers.....	11	372121	12/09	132.026	132.026	132.026	132.026	132.026
Rebuilt metal-cutting machine tools and parts for metal-cutting machine tools.....	11	3753	12/02	160.222	161.825	161.825	161.825	161.825
Rebuilt metal-cutting machine tools and parts for metal-cutting machine tools.....	11	375311	12/02	160.222	161.825	161.825	161.825	161.825
Metal forming machine tools.....	11	38		274.691	274.691	274.691	296.375	296.445
Metal-forming machine tools (except rebuilt and parts).....	11	3826	12/09	136.968	136.968	136.968	153.417	153.470
Metal punching and shearing (power & manual), and bending and forming machines (power only).....	11	382611		220.098	220.098	220.098	220.098	220.667
Rebuilt metal-forming machine tools and parts for metal-forming machine tools.....	11	3852	12/02	160.175	160.175	160.175	160.175	160.175
Rebuilt metal-forming machine tools and parts for metal-forming machine tools.....	11	385205	12/02	160.175	160.175	160.175	160.175	160.175
Tools, dies, jigs, fixtures & ind. molds.....	11	39		183.002	183.160	184.009	184.122	184.574
Special tools, dies, jigs, and fixtures.....	11	3901		200.035	200.317	201.762	201.762	201.762
Special tools, dies, jigs, and fixtures.....	11	390135	12/03	131.238	131.422	132.370	132.370	132.370
Jigs and fixtures, including parts.....	11	3901351	06/10	139.170	139.635	139.706	139.706	139.706
Metalworking dies and die sets.....	11	3901353	06/10	120.359	120.523	121.344	121.344	121.344
Standard punches, industrial prototypes, die parts & other special tooling for dies.....	11	3901357	06/10	125.192	125.192	126.752	126.752	126.752
Industrial molds and mold boxes.....	11	3903		160.436	160.436	160.524	160.782	161.803
Industrial injection-type molds made of metal for plastics.....	11	390312	12/09	125.411	125.411	125.411	125.411	127.847
Other industrial molds and mold boxes.....	11	390331	12/09	126.374	126.374	126.477	126.778	126.778
Metalworking machinery n. e. c.....	11	3A	06/83	264.203	264.203	265.370	266.300	266.880
Rolling mill and other metalworking machinery, including assembly machines.....	11	3A03	09/23	—	—	—	100.000	100.218
Rolling mill and other metalworking machinery, including assembly machines.....	11	3A0310	09/23	—	—	—	100.000	100.218
Other metalworking machinery.....	11	3A03102	06/83	322.460	322.460	328.490	333.294	—
General purpose machinery and equipment.....	11	4		328.454	329.921	330.307	331.212	332.694
Pumps, compressors, and equipment.....	11	41		351.359	357.775	357.983	356.865	356.903
Industrial pumps, except hydraulic fluid power pumps.....	11	4102		363.011	378.533	378.533	373.786	373.786
Industrial pumps, except hydraulic fluid power pumps.....	11	410212	12/97	231.618	241.522	241.522	238.494	238.494
Parts and attachments for air and gas compressors and vacuum pumps.....	11	4107	06/84	404.359	410.071	412.339	412.339	412.339
Parts and attachments for air and gas compressors, ex. refrigeration, ice making, & a/c.....	11	410701	06/84	404.359	410.071	412.339	412.339	412.339
Domestic water systems.....	11	4113	12/03	216.713	216.713	216.713	216.713	216.913
Domestic water systems.....	11	411311	12/03	216.713	216.713	216.713	216.713	216.913
Air and gas compressors and vacuum pumps.....	11	4115	06/05	226.369	229.203	229.326	229.932	229.932
Air and gas compressors and vacuum pumps.....	11	411501	06/05	226.369	229.203	229.326	229.932	229.932
Other pumps, including parts and attachments.....	11	4119	12/83	351.395	353.555	353.847	353.847	353.847
Parts and attachments for pumps.....	11	411911	12/83	419.920	428.371	428.371	428.371	428.371
All other pumps, including domestic sump, oil well, and oil field pumps.....	11	411915	12/97	191.335	191.335	191.564	191.564	191.564
Oil-well and oil-field pumps.....	11	4119153	12/09	127.234	127.234	127.659	127.659	127.659
Other pumps, except automotive circulating pumps, and measuring & dispensing pumps.....	11	4119155	12/09	157.549	157.549	157.762	157.762	157.762

See footnotes at end of table.

Table 9. Producer price indexes for commodity and service groupings and individual items, not seasonally adjusted — Continued
 [October 2023, Index base 1982=100, unless otherwise indicated]

Title	Commodity code		Other index base	Unadjusted index ¹				
	Group code	Item code		June 2023	July 2023 ^P	Aug. 2023 ^P	Sept. 2023 ^P	Oct. 2023 ^P
Elevators, escalators, and other lifts.....	11	42		211.743	211.743	211.712	211.712	211.713
Elevators and moving stairways.....	11	4201		204.135	204.135	204.135	204.135	204.135
Elevators and moving stairways.....	11	420112	12/03	178.352	178.352	178.352	178.352	178.352
Parts and attachments for elevators and moving stairs (sold separately)...	11	4202		251.829	251.829	251.577	251.577	251.582
Parts and attachments for elevators and moving stairs (sold separately).....	11	420221		251.829	251.829	251.577	251.577	251.582
Fluid power equipment.....	11	43		359.085	360.843	360.029	360.689	368.384
Fluid power pumps and parts.....	11	4301		288.964	289.952	290.132	292.628	292.628
Nonaerospace-type reciprocating fluid power pumps.....	11	430112	12/11	145.461	145.276	145.276	147.514	147.514
Nonaerospace-type fluid power motors.....	11	430115	12/11	151.188	151.188	151.789	152.031	152.031
Parts for fluid power pumps, motors, and hydrostatic transmissions.....	11	430119	12/11	129.117	129.181	129.221	130.651	130.651
Fluid power valves.....	11	4302		352.418	351.920	353.652	354.238	355.288
Fluid power valves.....	11	430201	12/82	343.805	343.320	345.009	345.581	346.605
Nonaerospace type hydraulic directional control valves.....	11	4302013	12/07	166.303	166.303	169.570	169.570	169.570
Nonaerospace type pneumatic directional control valves.....	11	4302015	12/07	168.694	168.791	168.791	168.791	168.791
Aerospace type fluid power valves.....	11	430201A	06/09	152.341	152.341	152.341	153.040	154.294
Fluid power cylinders, actuators, accumulators, cushions, & parts.....	11	4303		315.596	315.596	316.137	316.137	315.666
Non-aerospace hydraulic & all aerospace-type fluid power cylinders.....	11	430312	06/98	219.458	219.458	220.002	220.002	219.529
Parts for hydraulic & pneumatic cylinders and actuators.....	11	430315	06/98	275.776	275.776	275.776	275.776	275.776
Fluid power hose and tube fittings.....	11	4304		502.217	510.418	503.353	503.436	541.271
Fluid power hose and tube fittings.....	11	430406		502.217	510.418	503.353	503.436	541.271
Nonaerospace type flared (metal) fittings, couplings, and assemblies.....	11	4304062	06/09	144.276	144.276	145.950	145.950	145.950
Parts for fluid power valves.....	11	4305	06/91	237.993	237.993	238.399	238.501	238.501
Parts for fluid power valves.....	11	430501	06/91	237.993	237.993	238.399	238.501	238.501
Industrial material handling equipment.....	11	44		296.827	297.570	297.595	297.363	298.258
Conveying equipment, except parts and accessories.....	11	4402		290.518	291.905	292.161	292.202	294.293
Unit handling conveyors and conveying systems.....	11	440212	06/84	229.572	231.464	231.813	231.868	231.501
Unit handling gravity and trolley conveyors and conveying systems.....	11	4402122	06/09	129.703	129.703	129.703	129.586	129.586
All other unit handling conveyors, including tow, belt, roller, pneumatic, portable, etc.....	11	4402124	06/09	145.746	148.806	149.371	149.665	149.071
Bulk material handling conveyors and conveying systems.....	11	440216	06/84	315.031	315.031	315.031	315.031	321.117
Industrial trucks, trailers, and stackers.....	11	4403		285.585	285.941	285.953	285.430	285.678
Industrial trucks, tractors, mobile straddle carriers & cranes, & automatic stacking machines.....	11	44035	12/11	158.992	159.224	159.233	158.862	158.862
Work trucks with lifting & handling equipment, riding, electric, self-propelled.....	11	440353	06/02	230.083	230.083	230.083	230.083	230.083
Work trucks with lifting & handling equipment, non-riding electric or any non-electric.....	11	440356	06/02	190.881	190.935	190.950	190.853	190.853
Work trucks not fitted with lifting & handling equipment, electric or non-electric.....	11	440357	06/02	214.678	215.255	215.272	215.158	215.158
Bulk powered material moving equipment, dock boards, and metal pallets and skids.....	11	440358	06/02	207.384	207.384	207.384	204.465	204.465
Parts and attachments for industrial trucks and tractors.....	11	440378	12/86	361.029	361.194	361.194	361.194	362.664
Hoists, overhead cranes, and monorail systems.....	11	4404		358.275	358.929	358.929	358.929	358.966
Hoists and parts and attachments for hoists (sold separately).....	11	440481	12/84	337.686	337.686	337.686	337.686	337.749
Overhead traveling cranes and monorail systems, including parts and attachments sold separately.....	11	440485	12/84	337.227	338.580	338.580	338.580	338.580
Parts and accessories for conveyors and conveying systems.....	11	4406	09/18	138.318	138.318	137.883	137.834	137.834
Parts and accessories for unit handling conveyors and conveying systems.....	11	440601	06/84	296.803	296.803	296.803	296.501	296.501
Parts and accessories for bulk material handling conveyors and conveying systems.....	11	440602	06/84	497.075	497.075	494.663	494.663	494.663
Mechanical power transmission equipment.....	11	45		361.887	361.887	362.668	363.936	365.300
Speed changers, drives, gears.....	11	4501		361.453	361.453	361.453	361.453	361.453
Loose gear, pinions and racks.....	11	450108	12/83	262.862	262.862	262.862	262.862	262.862
Speed changers and industrial high speed drives & parts other than loose gearing.....	11	450117	12/03	211.593	211.593	211.593	211.593	211.593
Other power transmission equipment.....	11	4502	12/84	342.132	342.132	343.329	345.273	347.364
Mechanical power transmission equipment, excl. speed changers, drives, & gears.....	11	450212	12/03	226.453	226.453	227.416	228.473	230.154
Scales and balances.....	11	46		236.873	237.268	236.980	236.834	236.864
Vehicle and industrial scales.....	11	4611	12/91	205.929	206.161	205.745	205.396	205.406
Vehicle and industrial scales.....	11	461101	06/03	179.108	179.310	178.948	178.644	178.653
Motor truck and railroad track scales.....	11	4611011	12/10	154.792	154.792	154.191	153.683	153.683
Industrial scales (including automatic checkweigher and bulkweigher scales).....	11	4611012	12/10	174.982	175.834	175.925	176.014	176.052
Miscellaneous non-vehicle scales (crane, susp., tank, hopper, measuring dev, lab, bulk conveyor).....	11	4611013	12/10	150.987	150.987	150.987	150.987	150.987
Retail, commercial, household, and mailing scales and balances.....	11	4612	12/91	195.843	196.279	196.279	196.279	196.279
Retail, commercial, household, and mailing scales and balances.....	11	461201	06/03	179.773	180.174	180.174	180.174	180.174
Parts, attachments, and accessories for scales and balances.....	11	4613	12/91	273.447	274.478	274.922	276.042	276.208

See footnotes at end of table.

Table 9. Producer price indexes for commodity and service groupings and individual items, not seasonally adjusted — Continued
 [October 2023, Index base 1982=100, unless otherwise indicated]

Title	Commodity code		Other index base	Unadjusted index ¹				
	Group code	Item code		June 2023	July 2023 ^P	Aug. 2023 ^P	Sept. 2023 ^P	Oct. 2023 ^P
Parts, attachments, and accessories for scales and balances.	11	461301	06/03	267.209	268.216	268.650	269.745	269.907
Air purification equipment and industrial and commercial fans and blowers.	11	47		300.266	300.451	300.120	299.698	299.695
Fan, blower, air purification equipment.	11	4701		300.266	300.451	300.120	299.698	299.695
Dust collection and other air purification equipment for cleaning incoming air.	11	470143	12/83	257.150	257.580	256.809	255.827	255.820
Air filters for air-conditioners and furnaces, etc., of 2400 CFM or less, except parts.	11	4701431	06/09	166.283	166.813	166.094	166.002	166.002
Other dust collection and air purification equipment, except parts.	11	4701432	06/09	147.346	147.346	146.901	146.923	146.908
Parts for dust collection and air purification equipment.	11	4701433	06/09	149.468	149.468	149.468	147.193	147.193
Industrial and commercial fans and blowers.	11	470145	12/03	232.818	232.818	232.818	232.818	232.818
Centrifugal blower filter units, and classes I-IV centrifugal fans, except parts.	11	4701452	06/09	191.481	191.481	191.481	191.481	191.481
Other centrifugal fans and blowers, except parts.	11	4701453	06/09	186.063	186.063	186.063	186.063	186.063
Axial fans and industrial propeller fans, except parts.	11	4701457	06/09	162.606	162.606	162.606	162.606	162.606
Power roof ventilators, except parts.	11	4701458	06/09	162.155	162.155	162.155	162.155	162.155
Parts and accessories for fans and blowers.	11	4701459	06/09	172.031	172.031	172.031	172.031	172.031
Air conditioning and refrigeration equip.	11	48		291.524	292.275	292.676	293.062	293.595
Unitary air-conditioners, except air source heat pumps.	11	4802		265.175	267.706	269.917	270.627	269.951
Unitary air-conditioners, except air source heat pumps.	11	480222	06/97	216.222	218.286	220.089	220.668	220.117
Commercial refrigeration equipment.	11	4803		406.543	406.543	406.543	406.543	408.605
Commercial refrigeration equipment.	11	480331	06/97	263.497	263.497	263.497	263.497	264.834
All other miscellaneous refrigeration and air-conditioning equipment.	11	4806		347.566	347.566	347.566	347.566	349.442
All other miscellaneous refrigeration and air-conditioning equipment.	11	480631	06/97	240.687	240.687	240.687	240.687	241.986
Heat transfer equipment, including heat pumps.	11	4807	12/11	171.275	171.421	170.682	171.135	171.646
Heat transfer equipment, except dehumidifiers.	11	480732	12/03	249.885	250.139	248.851	248.366	251.078
Heat pumps.	11	480734	12/09	141.801	141.801	141.801	145.542	140.196
Parts and accessories for air conditioning and heat transfer equipment.	11	4809	12/89	266.206	265.276	265.249	265.272	265.566
Parts and accessories for air conditioning and heat transfer equipment.	11	480901	12/89	266.206	265.276	265.249	265.272	265.566
Refrigeration condensing units.	11	4815	01/19	158.583	158.583	158.583	158.583	159.052
Refrigeration condensing units.	11	481511	01/19	158.583	158.583	158.583	158.583	159.052
Miscellaneous general purpose equipment.	11	49		362.748	362.544	364.132	368.432	369.419
Metal valves, except fluid power.	11	4902	12/82	434.902	434.695	437.134	437.134	443.064
Gates, globes, angles, and checks.	11	490201	12/82	467.097	467.079	467.079	467.079	469.892
Gates, globes, angles, straightway (Y-type) checks, stop & check, 3- & 4-way, etc.	11	4902011	06/09	165.843	165.843	165.843	165.843	165.843
Industrial valves for water works and municipal equipment.	11	4902012	06/09	157.503	157.493	157.493	157.493	159.105
Industrial ball valves, incl. manual and power operated.	11	490202	12/82	—	—	590.020	590.018	—
Industrial butterfly valves, incl. manual and power operated.	11	490203	12/82	306.082	306.082	306.082	306.082	306.082
Industrial plug valves.	11	490204	12/82	308.666	308.666	308.666	308.666	308.666
Plumbing and heating valves and specialties, except plumbers' brass goods.	11	490205	12/82	393.357	389.833	—	—	—
Other industrial valves, including nuclear.	11	490209	12/82	403.788	403.788	406.681	406.681	416.481
Automatic regulating and control valves.	11	490211	12/98	249.107	249.107	249.107	249.107	261.506
Metal pipe fittings, flanges, and unions.	11	4903	12/82	484.187	484.127	477.026	477.876	477.863
Metal pipe fittings, flanges, and unions.	11	490301	12/82	484.187	484.127	477.026	477.876	477.863
Ball and roller bearings.	11	4905		334.336	334.336	333.836	334.281	334.281
Ball bearings, complete, unmounted.	11	490531	12/03	168.402	168.402	168.310	168.335	168.335
Mounted bearings, except plain.	11	490534	06/83	470.807	470.807	470.807	478.805	478.794
Parts and components for ball and roller bearings, incl. balls and rollers.	11	490535	06/83	200.222	200.222	197.465	198.185	198.185
Tapered roller bearings (including cups & cones), unmounted.	11	490537	06/83	391.108	391.108	391.108	391.432	391.432
Other roller bearings, unmounted.	11	490538	06/83	365.691	365.691	365.691	365.691	365.691
Industrial patterns.	11	4907	12/84	208.965	208.965	208.965	208.965	208.965
Industrial patterns.	11	490701	12/84	208.965	208.965	208.965	208.965	208.965
Filters and strainers.	11	4908	12/84	309.619	309.051	309.585	339.974	335.532
Filters and strainers, except fluid power.	11	490805	12/03	197.094	196.500	197.058	198.153	198.150
Industrial filters and strainers and reusable media, except fluid power.	11	4908051	12/11	146.598	146.247	146.748	146.278	146.278
Nonreusable media for filters and strainers, except fluid power.	11	4908052	12/11	137.617	137.617	137.426	146.877	146.861
Parts and accessories for filters and strainers, except fluid power.	11	4908053	12/11	160.052	157.905	158.421	158.361	158.361
Other miscellaneous general purpose equipment.	11	4911	12/84	257.957	257.791	261.763	261.368	261.368
Other miscellaneous general purpose equipment.	11	491102	06/07	152.933	152.835	155.190	154.956	154.956
Electronic computers and computer equipment.	11	5	02/23	96.557	96.349	97.798	97.648	96.689
Electronic computers.	11	51	02/23	96.170	96.082	99.469	98.975	96.383
Electronic computers.	11	5101	02/23	96.170	96.082	99.469	98.975	96.383
Personal computers and workstations (excluding portable computers).	11	510114	02/23	99.726	99.159	99.147	99.014	99.323
Portable computers, laptops, tablets and other single user computers.	11	510115	02/23	97.092	97.161	96.976	97.075	97.096
Host computers, multiusers (mainframes, UNIX and PC servers).	11	510116	02/23	93.902	93.864	97.858	97.290	94.200

See footnotes at end of table.

Table 9. Producer price indexes for commodity and service groupings and individual items, not seasonally adjusted — Continued
 [October 2023, Index base 1982=100, unless otherwise indicated]

Title	Commodity code		Other index base	Unadjusted index ¹				
	Group code	Item code		June 2023	July 2023 ^P	Aug. 2023 ^P	Sept. 2023 ^P	Oct. 2023 ^P
Computer storage devices.....	11	52	12/04	47.073	46.657	46.657	46.732	46.793
Computer storage devices (except parts, attachments and accessories)...	11	5201	12/04	46.437	46.012	46.012	46.089	46.152
Computer storage devices (except parts, attachments and accessories).....	11	520101	12/04	46.437	46.012	46.012	46.089	46.152
Computer peripheral equipment and parts.....	11	54	12/98	84.781	84.907	85.261	85.261	85.281
Parts, attachments, and accessories for computer terminals and peripherals.....	11	5405	12/98	151.136	151.592	152.865	152.865	152.865
Parts, attachments, and accessories for computer terminals and peripherals.....	11	540501	12/98	151.136	151.592	152.865	152.865	152.865
Computer terminals (including POS and funds-transfer devices) and other computer peripherals.....	11	5406	06/99	62.195	62.194	62.194	62.194	62.222
Computer terminals (including POS and funds-transfer devices) and other computer peripherals.....	11	540602	06/07	65.012	65.011	65.011	65.011	65.040
Special industry machinery and equipment.....	11	6		278.720	278.347	278.399	278.863	278.611
Food products machinery.....	11	61		367.991	368.444	368.467	368.467	371.063
Dairy and milk products plant machinery and equipment.....	11	6101		357.480	358.030	358.030	358.030	367.181
Dairy and milk products plant machinery and equipment.....	11	610111	12/83	349.701	350.239	350.239	350.239	359.191
Commercial food products machinery (except packaging and cooking equipment).....	11	6104		319.922	320.329	320.329	320.329	320.385
Commercial food products machinery (except packaging and cooking equipment).....	11	610409	12/83	315.621	316.022	316.022	316.022	316.077
Industrial food products machinery for processing foods, beverages, & animal & fowl feed.....	11	6105	12/83	383.292	383.716	383.775	383.775	387.827
Industrial food products machinery for processing foods, beverages, & animal & fowl feed.....	11	610501	12/83	383.292	383.716	383.775	383.775	387.827
Other industrial food and feed machinery.....	11	6105012	12/12	143.523	144.025	144.025	144.025	147.272
Machinery for sorting, grading, and cleaning fruits, vegetables, eggs, and for processing meat.....	11	6105013	12/12	159.159	159.159	159.159	159.159	159.159
Parts and attachments for industrial food and feed products machinery.....	11	6105014	12/12	141.362	141.065	141.325	141.325	145.132
Textile machinery and equipment.....	11	62		185.571	185.571	185.571	185.571	185.571
Textile machinery (except parts, attachments, and accessories).....	11	6212	06/86	158.331	158.331	158.331	158.331	158.331
Textile machinery (except parts, attachments, and accessories).....	11	621201	06/86	158.331	158.331	158.331	158.331	158.331
Textile machinery parts and attachments.....	11	6277		202.872	202.872	202.872	202.872	202.872
Textile machinery parts and attachments.....	11	627701	06/86	182.071	182.071	182.071	182.071	182.071
Sawmill and woodworking machinery.....	11	63		308.972	309.520	309.139	309.642	309.642
Sawmill and woodworking machinery.....	11	6306	12/04	207.711	208.079	207.824	208.161	208.161
Sawmill and woodworking machinery, excluding parts and attachments (sold separately).....	11	630602	06/12	179.095	179.362	179.102	179.445	179.445
Parts, attachments, & accessories for sawmill & woodworking machinery.....	11	630603	06/12	163.635	164.185	164.185	164.185	164.185
Paper industries machinery.....	11	64	06/82	278.511	278.581	277.793	277.542	277.542
Paper industries machinery.....	11	6401	06/82	278.511	278.581	277.793	277.542	277.542
Paper industries machinery, excluding parts & attachments (sold separately).....	11	640114	12/03	149.826	149.826	149.826	149.826	149.826
Parts and attachments for paper industries machinery.....	11	640115	12/03	182.602	182.751	181.073	180.540	180.540
Printing trades machinery and equipment.....	11	65		179.870	180.069	180.942	180.187	184.500
Other printing machinery and equipment.....	11	6509	12/82	168.982	169.224	170.291	169.369	174.636
Other printing machinery and equipment, incl. pre-press preparation equipment & plates.....	11	650912	06/09	98.980	99.274	100.568	99.450	105.695
Parts, attachments, & accessories for printing trades machinery.....	11	650913	06/09	121.822	121.822	121.822	121.822	122.013
Other special industry machinery.....	11	66		259.690	258.641	258.714	259.241	257.585
Plastics and rubber working machinery.....	11	6603		230.529	230.328	230.328	230.283	230.283
Plastics working machinery and equipment, excluding patterns and molds, including parts.....	11	66039	09/15	106.634	106.532	106.532	106.509	106.509
Plasticworking machinery (excluding parts).....	11	660391	12/08	111.577	111.577	111.577	111.577	111.577
Parts for plasticworking machinery.....	11	660395	12/08	127.126	126.394	126.394	126.231	126.231
Miscellaneous special industry machinery.....	11	6606		253.988	252.832	252.914	253.521	251.639
Semiconductor manufacturing machinery and parts.....	11	660638	06/87	124.600	124.594	124.654	124.653	124.651
Packing, packaging, and bottling machinery and parts.....	11	67		370.110	370.218	370.218	373.216	373.216
Packing, packaging, and bottling machinery and parts.....	11	6705	06/06	180.864	180.916	180.916	182.381	182.381
Packing, packaging, and bottling machinery, excluding parts.....	11	670501	06/06	174.333	174.333	174.333	175.986	175.986
Parts for packing, packaging, and bottling machinery.....	11	670502	12/83	359.889	360.312	360.312	361.706	361.706
Service industry machinery and parts.....	11	68	06/82	317.607	317.657	317.713	317.807	318.205
Service industry machinery and parts.....	11	6801	06/82	317.607	317.657	317.713	317.807	318.205
Commercial cooking and food warming equipment (incl. parts).....	11	68013	12/03	230.717	230.717	230.717	230.717	230.717
Commercial cooking equipment incl. ranges, deep-fat fryers, etc. except electric.....	11	680131	12/11	187.456	187.456	187.456	187.456	187.456
Commercial electric cooking equipment, incl. ranges, deep-fat fryers, etc.....	11	680132	12/11	154.442	154.442	154.442	154.442	154.442

See footnotes at end of table.

Table 9. Producer price indexes for commodity and service groupings and individual items, not seasonally adjusted — Continued
 [October 2023, Index base 1982=100, unless otherwise indicated]

Title	Commodity code		Other index base	Unadjusted index ¹				
	Group code	Item code		June 2023	July 2023 ^P	Aug. 2023 ^P	Sept. 2023 ^P	Oct. 2023 ^P
Parts and accessories for commercial cooking and food warming equipment.....	11	680133	12/11	147.230	147.230	147.230	147.230	147.230
Other service industry machinery, incl. electronic teaching mach. & auto. maintenance equipment.....	11	68014	05/23	100.082	100.103	100.126	100.166	100.333
Coin-operated machines and mechanisms (incl. parts).....	11	680141	05/18	104.766	104.766	104.766	104.766	104.766
Commercial laundry and drycleaning machinery products (incl. parts)...	11	680143	06/03	198.962	198.962	198.962	198.962	199.056
Commercial and industrial floor & carpet cleaning machines, ex. vacuum cleaners (incl. parts).....	11	680145	09/16	140.947	141.934	141.934	141.686	141.686
Electronic teaching machines, teaching aids, etc., (incl. kits and parts)...	11	680147	09/16	104.281	104.281	104.281	104.281	—
All other parts and attachments for service industry equipment.....	11	680148	12/11	135.687	135.687	135.687	136.046	136.806
Other service industry equipment.....	11	680149	09/16	132.647	132.655	132.711	132.799	133.153
Electrical machinery and equipment.....	11	7		133.752	134.013	134.293	134.262	134.366
Wiring devices.....	11	71		368.951	366.138	368.207	368.313	370.505
Current-carrying wiring devices.....	11	7101		264.777	264.672	267.785	268.262	269.221
Current-carrying switches for electrical circuitry (including vehicular switches).....	11	710143	12/99	183.512	183.614	183.728	183.374	183.796
Current-carrying wire connectors for electrical circuitry.....	11	710144	12/99	175.342	174.472	179.077	179.143	183.106
Current-carrying wiring devices n.e.c.....	11	710147	06/06	191.454	191.587	193.813	194.540	194.155
Noncurrent-carrying wiring devices.....	11	7102		506.685	498.883	498.372	497.695	501.967
Noncurrent-carrying electrical conduit and conduit fittings, incl. plastic conduit & fittings.....	11	710216	12/04	265.539	255.738	255.287	253.797	258.849
Other noncurrent-carrying wiring devices and supplies (boxes, covers, bar hangers, etc.).....	11	710217	12/04	207.480	207.236	206.956	208.359	208.755
Porcelain, steatite, and other ceramic electrical products.....	11	710252	12/03	190.748	194.150	194.150	194.378	193.142
Integrating and measuring instruments.....	11	72		183.260	183.537	184.321	184.418	184.294
Test equipment for electrical, radio, & communication circuits & motors.....	11	7205	12/83	172.913	173.175	173.914	174.006	173.889
Test equipment for electrical, radio, & communication circuits & motors.....	11	720501		182.191	182.466	183.246	183.342	183.219
Motors, generators, motor generator sets.....	11	73		284.742	288.682	291.485	291.723	291.956
Fractional horsepower motors and generators.....	11	7303	06/83	216.136	216.136	216.634	216.634	216.634
Fractional horsepower motors and generators.....	11	730312	12/99	162.619	162.619	162.993	162.993	162.993
Integral horsepower motors and generators (excluding land transportation types).....	11	7304	06/83	407.349	407.349	407.349	407.349	407.349
Integral horsepower motors and generators (excluding land transportation types).....	11	730405	12/99	283.635	283.635	283.635	283.635	283.635
Parts and supplies for motors and generators.....	11	7309	06/83	313.106	314.530	322.994	324.635	324.635
Parts and supplies for motors and generators.....	11	730901	06/83	313.106	314.530	322.994	324.635	324.635
Other motors and generators.....	11	7311	06/06	151.909	156.197	157.937	157.937	158.204
Other motors and generators.....	11	731101	06/06	151.909	156.197	157.937	157.937	158.204
Prime mover generator sets, except steam & hydraulic turbine.....	11	7311012	12/14	129.285	136.706	137.117	137.117	137.117
Transformers and power regulators.....	11	74		380.170	381.942	383.568	383.568	384.173
Power and distribution transformers, except parts.....	11	7409	12/99	332.283	334.153	334.153	334.153	334.153
Other transformers and parts for transformers.....	11	7411	12/99	220.554	220.554	226.046	226.046	228.088
Switchgear, switchboard, industrial controls equipment.....	11	75		321.106	322.407	323.561	323.893	324.582
Industrial controls and related parts and accessories.....	11	7507		310.301	311.293	311.296	311.297	311.467
Industrial controls and related parts and accessories.....	11	750799	06/85	295.327	296.271	296.274	296.275	296.437
General-purpose industrial controls.....	11	7507991	06/11	159.804	160.641	160.644	160.645	160.646
Parts for industrial controls and motor-control accessories.....	11	7507992	06/11	142.167	142.167	142.167	142.167	142.167
Specific-purpose industrial controls.....	11	7507993	06/11	134.680	134.682	134.682	134.682	134.935
Switchgear and switchboard apparatus.....	11	7522	06/05	185.779	186.635	187.735	188.052	188.643
Switchgear and switchboard apparatus.....	11	752201	06/05	185.779	186.635	187.735	188.052	188.643
Low voltage panelboards and distribution boards, 1000 volts or less..	11	7522013	12/07	151.885	151.885	151.949	151.949	151.949
Switchgear, except relays and ducts.....	11	752201A	12/07	183.779	185.104	186.805	187.329	188.255
Communications and related equipment and miscellaneous electronic systems & equipment.....	11	76	12/85	131.469	131.352	131.462	131.475	131.556
Telephone and wireline data networking equipment.....	11	7601	12/85	92.822	92.036	92.616	92.616	92.616
Other communications and related equipment, including broadcast and wireless.....	11	7603	06/13	109.628	109.354	109.347	109.378	109.576
Broadcast, studio, and related electronic equipment.....	11	760301	12/85	119.939	120.088	119.987	120.377	120.579
Radio station and wireless communication equipment.....	11	760302	12/85	101.361	100.955	100.955	100.955	100.955
Radio station equipment.....	11	7603022	06/13	116.063	116.063	116.063	116.063	116.063
Other broadcast and wireless communications systems and equipment.....	11	7603023	06/13	113.940	113.399	113.399	113.399	113.399
Intercommunications, alarm and traffic control systems.....	11	760303	12/85	162.716	163.287	163.287	163.333	165.178
Alarm systems, including electric sirens and horns.....	11	7603031	06/08	131.787	132.521	132.521	132.521	134.890
Intercommunications systems, including inductive paging systems....	11	7603033	06/08	153.405	153.405	153.405	154.689	154.689
Electronic systems and equipment, n.e.c.....	11	7605	12/03	147.713	148.765	148.762	148.762	148.762
Electronic systems and equipment, n.e.c.....	11	760512	12/03	147.713	148.765	148.762	148.762	148.762
Search, detection, navigation & guidance systems and equipment.....	11	7606	06/04	161.491	161.491	161.637	161.637	161.637
Search, detection, navigation & guidance systems and equipment.....	11	760613	06/04	161.491	161.491	161.637	161.637	161.637

See footnotes at end of table.

Table 9. Producer price indexes for commodity and service groupings and individual items, not seasonally adjusted — Continued
 [October 2023, Index base 1982=100, unless otherwise indicated]

Title	Commodity code		Other index base	Unadjusted index ¹				
	Group code	Item code		June 2023	July 2023 ^P	Aug. 2023 ^P	Sept. 2023 ^P	Oct. 2023 ^P
Electric lamp bulbs, tubes, and components.....	11	77		107.387	108.485	108.485	108.985	108.985
Electric lamp bulbs, tubes, and components.....	11	7704	12/04	82.856	83.703	83.703	84.089	84.089
Electric lamp bulbs, tubes, and components.....	11	770401	12/04	82.856	83.703	83.703	84.089	84.089
Electronic components and accessories.....	11	78		67.539	67.628	67.762	67.664	67.709
Relays for electronic circuitry, industrial control overload, and switchgear type.....	11	7821		283.411	283.411	283.411	283.411	—
Relays for electronic circuitry, industrial control overload, and switchgear type.....	11	782119	06/90	210.708	210.708	210.708	210.708	—
Switches, mechanical, for electronic circuitry.....	11	7822	06/82	256.020	257.163	257.163	257.163	257.163
Switches, mechanical, for electronic circuitry.....	11	782299	06/82	256.020	257.163	257.163	257.163	257.163
Connectors for electronic circuitry.....	11	7824		251.422	252.316	252.328	252.351	256.056
Connectors for electronic circuitry.....	11	782481	12/11	145.229	145.745	145.752	145.765	147.905
Filters, crystals, and transducers.....	11	7828	06/82	116.642	116.642	116.642	116.642	117.338
Filters, crystals, and transducers.....	11	782890	06/82	116.642	116.642	116.642	116.642	117.338
Crystal, filter, piezoelectric, and other related electronic devices (exc. microwave filters).....	11	7828901	06/82	121.188	121.188	121.188	121.188	121.911
Integrated microcircuits.....	11	7839	06/05	33.108	32.557	32.585	32.404	32.140
Integrated microcircuits.....	11	783911	06/05	33.108	32.557	32.585	32.404	32.140
Other semiconductor and related devices.....	11	7847	06/05	75.827	77.403	77.819	77.819	78.088
Other semiconductor devices, including parts (such as chips, wafers and heat sinks).....	11	784711	06/05	73.869	75.404	75.809	75.809	76.071
Bare printed circuit boards.....	11	7849	12/00	124.346	124.346	124.570	124.570	124.570
Bare printed circuit boards.....	11	784901	06/82	130.087	130.087	130.322	130.322	130.322
Electronic coils, transformers, and other inductors.....	11	7853	06/82	246.756	246.756	246.756	246.756	248.177
Electronic coils, transformers, and other inductors.....	11	785399	06/00	169.391	169.391	169.391	169.391	170.367
Capacitors and resistors for electronic circuitry.....	11	7854	12/22	104.363	104.363	104.363	104.363	104.363
Capacitors for electronic circuitry.....	11	785411	12/02	196.207	196.207	196.207	196.207	196.207
Microwave components, electron tubes, and other electronic components, n.e.c.....	11	7856	06/00	172.615	174.174	174.896	175.045	176.164
Printed circuit assemblies, loaded boards, modules and consumer external modems.....	11	7861	06/82	81.152	81.371	81.371	81.371	81.375
Printed circuit assemblies, loaded boards, modules and consumer external modems.....	11	786199	06/82	81.152	81.371	81.371	81.371	81.375
Miscellaneous electrical machinery and equipment.....	11	79		137.410	138.330	138.348	138.329	138.182
Storage batteries.....	11	7901		245.053	244.718	244.718	244.718	244.192
Storage batteries, lead acid type, BCI dimensional group 8D or smaller.....	11	790103	12/84	259.505	258.944	258.944	258.944	258.067
Storage batteries, lead acid type, larger than BCI dimensional group 8D.....	11	790104	12/84	316.396	316.396	316.396	316.396	316.396
Storage batteries (excluding lead acid), including parts for all storage batteries.....	11	790105	12/84	259.130	259.130	259.130	259.130	259.130
Primary batteries.....	11	7902		234.443	234.798	235.275	235.379	234.910
Primary batteries.....	11	790229	12/03	152.058	152.288	152.598	152.665	152.361
Carbon and graphite products.....	11	7903		229.210	229.846	229.911	229.400	228.985
X-ray and electromedical equipment.....	11	7905		92.072	93.040	93.041	93.041	93.042
Irradiation equipment.....	11	790512	06/85	125.822	125.822	125.822	125.822	125.822
Electromedical equipment, including diagnostic, therapeutic and patient monitoring equipment.....	11	790541	06/09	101.819	103.299	103.300	103.301	103.302
Miscellaneous electrical industrial apparatus.....	11	7929	12/85	186.174	185.459	185.459	185.459	184.237
Rectifying apparatus.....	11	792902	12/85	208.790	208.790	208.790	208.790	208.790
Other electrical equipment for industrial use, except for electronic circuitry.....	11	792904	12/03	159.709	158.842	158.842	158.842	157.360
All other electrical equipment and components, except industrial.....	11	7939	12/06	133.114	133.114	134.303	134.303	134.304
All other electrical equipment and components, except industrial.....	11	793901	12/06	133.114	133.114	134.303	134.303	134.304
Miscellaneous instruments.....	11	8		247.231	247.884	248.733	248.291	248.606
Automatic environmental controls for monitoring residential, commercial, and appliance use.....	11	81		216.359	216.359	216.922	216.922	216.922
Automatic environmental controls for monitoring residential, commercial, and appliance use.....	11	8105	12/03	149.199	149.199	149.587	149.587	149.587
Automatic environmental controls for monitoring residential, commercial, and appliance use.....	11	810501	12/03	149.199	149.199	149.587	149.587	149.587
Industrial process control instruments.....	11	82	06/83	287.280	286.567	287.872	287.970	290.227
Industrial process control instruments.....	11	8201	06/83	287.280	286.567	287.872	287.970	290.227
Industrial process control instruments.....	11	820171	12/03	173.988	173.556	174.347	174.406	175.773
Fluid meters and counting devices.....	11	84	12/85	248.219	249.623	249.589	241.695	241.926
Fluid meters and counting devices.....	11	8401	12/85	248.219	249.623	249.589	241.695	241.926
Engineering and scientific instruments.....	11	85	12/85	281.142	285.258	286.163	286.163	286.163
Aeronautical, nautical, and navigational instruments.....	11	8501	12/85	315.235	320.870	322.109	322.109	322.109
Aeronautical, nautical, and navigational instruments.....	11	850111	12/85	315.235	320.870	322.109	322.109	322.109
Hospital beds and specialized hospital furniture.....	11	8504	12/11	140.856	140.856	140.856	140.856	140.856
Hospital beds and specialized hospital furniture.....	11	850404	12/11	140.856	140.856	140.856	140.856	140.856

See footnotes at end of table.

Table 9. Producer price indexes for commodity and service groupings and individual items, not seasonally adjusted — Continued
 [October 2023, Index base 1982=100, unless otherwise indicated]

Title	Commodity code		Other index base	Unadjusted index ¹				
	Group code	Item code		June 2023	July 2023 ^P	Aug. 2023 ^P	Sept. 2023 ^P	Oct. 2023 ^P
Measuring instruments and lenses.....	11	86	12/85	171.661	171.062	171.399	171.853	171.802
Sighting, tracking, and fire-control equipment, optical type.....	11	8601	12/85	141.109	137.818	140.800	140.904	140.904
Sighting, tracking, and fire-control equipment, optical type.....	11	860111	12/85	141.109	137.818	140.800	140.904	140.904
All other miscellaneous optical instruments and lenses.....	11	8602	12/85	146.732	147.353	148.093	148.030	148.030
All other miscellaneous optical instruments and lenses.....	11	860211	12/85	146.732	147.353	148.093	148.030	148.030
Laboratory analytical instruments.....	11	8603	12/85	183.135	182.547	182.493	183.114	183.045
Laboratory analytical instruments.....	11	860311	12/85	183.135	182.547	182.493	183.114	183.045
Measuring & controlling devices, n.e.c.....	11	89	06/85	197.084	197.593	198.974	199.116	199.116
Aircraft engine instruments.....	11	8901	06/85	183.801	187.895	187.895	188.243	188.243
Aircraft engine instruments.....	11	890199	06/85	183.801	187.895	187.895	188.243	188.243
Nuclear radiation detection & monitoring instruments.....	11	8904	06/85	248.577	248.577	248.577	248.577	248.577
Nuclear radiation detection & monitoring instruments.....	11	890499	06/85	248.577	248.577	248.577	248.577	248.577
Physical properties and kinematic testing equipment.....	11	8905	06/04	135.317	135.317	135.620	135.620	135.620
Physical properties and kinematic testing equipment.....	11	890599	06/04	135.317	135.317	135.620	135.620	135.620
Commercial, geophysical, meteorological, surveying, drafting & general-purpose instruments.....	11	8906	06/04	135.559	135.559	138.230	138.456	138.456
Commercial, geophysical, meteorological & general-purpose instruments.....	11	890699	06/04	135.559	135.559	138.230	138.456	138.456
Miscellaneous machinery.....	11	9		214.468	215.342	215.963	216.167	216.246
Oil field and gas field machinery.....	11	91		250.632	250.632	250.632	251.338	251.338
Oil and gas field drilling, surveying, and cementing machinery (except parts sold separately).....	11	9102		262.037	262.037	262.037	262.037	262.037
Oil and gas field drilling, surveying, and cementing machinery (except parts sold separately).....	11	910201	09/20	111.579	111.579	111.579	111.579	111.579
Oil field and gas field production machinery (except pumps and parts sold separately).....	11	9104		227.928	227.928	227.928	230.253	230.253
Oil field and gas field production machinery (except pumps and parts sold separately).....	11	910456	12/03	187.270	187.270	187.270	189.180	189.180
Parts and attachments for oil and gas field machinery and equipment.....	11	9106	12/10	132.095	132.095	132.095	132.095	132.095
Parts and attachments for oil and gas field drilling machinery and equipment.....	11	910602	12/10	132.857	132.857	—	—	—
Parts and attachments for oil and gas field production machinery and equipment.....	11	910604	12/10	131.985	131.985	131.985	131.985	131.985
Mining machinery and equipment.....	11	92		417.007	418.300	420.780	422.064	422.752
Mining machinery and equipment (except parts sold separately).....	11	9207	09/19	141.535	142.105	143.198	143.764	144.068
Underground mining machinery (except parts sold separately).....	11	920701	12/03	296.626	296.626	296.626	296.626	—
Crushing, pulverizing, & screening machinery (except parts sold separately).....	11	920702	12/03	249.314	249.314	249.314	249.314	—
Drills and other mining machinery (except parts sold separately).....	11	920703	12/03	242.144	245.316	251.401	254.552	256.247
Mineral processing & beneficiation machinery (except parts sold separately).....	11	920704	12/03	271.467	271.467	271.467	271.467	271.467
Parts and attachments for mining machinery and equipment (sold separately).....	11	9253		326.030	326.030	326.030	326.030	326.030
Parts and attachments for mining machinery and equipment (sold separately).....	11	925303	12/03	234.842	234.842	234.842	234.842	234.842
Internal combustion engines.....	11	94		195.127	198.669	198.689	198.648	198.533
Diesel, semidiesel, and dual-fuel engines (except automotive).....	11	9407	12/82	213.420	225.271	225.271	225.271	225.271
Diesel, semidiesel, and dual-fuel engines (except automotive).....	11	940725	12/00	163.663	172.750	172.750	172.750	172.750
Diesel, semidiesel, and dual-fuel engines for automobiles, trucks, and buses.....	11	9408	12/82	167.190	167.190	167.190	167.190	167.188
Diesel, semidiesel, and dual-fuel engines for automobiles, trucks, and buses.....	11	940811	12/82	167.190	167.190	167.190	167.190	167.188
Parts & accessories for internal combustion engines, ex. aircraft & gasoline automotive engines.....	11	9413		246.234	246.194	246.194	246.194	246.139
Parts & accessories for internal combustion engines, ex. aircraft & gasoline automotive engines.....	11	941301		246.234	246.194	246.194	246.194	246.139
Machine shop products.....	11	95		221.896	222.224	222.336	222.336	222.312
Machine shop products.....	11	9505	06/84	201.019	201.316	201.418	201.418	201.396
Machine shop job work and job order repairs.....	11	950501	06/84	201.019	201.316	201.418	201.418	201.396
Turbines and turbine generator sets.....	11	97	06/87	267.025	262.893	268.891	270.125	271.359
Turbines and turbine generator sets (excluding parts).....	11	9701	06/87	267.025	262.893	268.891	270.125	271.359
Steam, gas, and other turbines and turbine generators.....	11	970103	06/11	111.400	110.071	111.632	112.085	112.537
Parts & accessories for turbines, turbine generators, and turbine generator sets.....	11	98	09/15	121.136	121.226	121.226	121.226	121.226
Parts & accessories for turbines, turbine generators, and turbine generator sets.....	11	9801	09/15	121.136	121.226	121.226	121.226	121.226
Parts & accessories for turbines, turbine generators, and turbine generator sets.....	11	980101	09/15	121.136	121.226	121.226	121.226	121.226
Furniture and household durables.....	12	—		218.287	218.516	218.709	219.448	218.132
Household furniture.....	12	1		274.583	275.258	275.293	274.746	268.902

See footnotes at end of table.

Table 9. Producer price indexes for commodity and service groupings and individual items, not seasonally adjusted — Continued
 [October 2023, Index base 1982=100, unless otherwise indicated]

Title	Commodity code		Other index base	Unadjusted index ¹				
	Group code	Item code		June 2023	July 2023 ^P	Aug. 2023 ^P	Sept. 2023 ^P	Oct. 2023 ^P
Metal household furniture.....	12	11		214.999	215.093	215.220	214.831	214.376
Metal household furniture.....	12	1101		214.999	215.093	215.220	214.831	214.376
Metal household dining room and kitchen furniture.....	12	110102	06/84	263.837	264.524	265.460	262.606	259.278
Other metal household furniture.....	12	110104	06/84	191.013	191.013	191.013	191.013	191.013
Metal household furniture, beds, nonupholstered.....	12	1101041	12/11	133.150	133.150	133.150	133.150	133.150
Wood household furniture (nonupholstered).....	12	12		316.717	323.331	323.509	323.509	286.889
Wood household furniture (nonupholstered).....	12	1206	12/22	104.795	106.983	107.042	107.042	94.925
Wood living room furniture (nonupholstered).....	12	120602	12/04	166.155	166.838	166.838	166.838	166.838
Wood dining room, outdoor, and ready-to-assemble furniture (nonupholstered).....	12	120603	12/22	108.668	109.326	109.493	109.493	80.029
Wood bedroom furniture, including infants' and children's, (nonupholstered).....	12	120605	12/04	163.474	163.629	163.629	163.629	163.260
Upholstered household furniture.....	12	13		261.137	261.137	261.357	261.146	256.617
Upholstered household furniture.....	12	1301		261.137	261.137	261.357	261.146	256.617
Dual purpose sleep furniture, incl. convertible sofa.....	12	130123	06/83	218.531	218.531	218.531	218.437	219.728
Upholstered household furniture.....	12	130141	06/05	166.069	166.069	166.240	166.092	162.368
Upholstered household davenports, sofas, loveseats, and settees.....	12	1301411	12/11	144.969	144.969	144.969	144.820	140.581
Upholstered household sectional sofa pieces.....	12	1301412	12/11	136.258	136.258	136.670	136.548	134.445
Upholstered household rocking chairs, including swivel rockers.....	12	1301413	12/11	142.639	142.639	142.639	142.430	142.430
Other upholstered household furniture, including custom.....	12	1301415	12/11	156.711	156.711	157.098	156.990	156.990
Bedding.....	12	14		237.792	237.820	237.519	236.311	236.367
Bedding.....	12	1401		237.792	237.820	237.519	236.311	236.367
Innerspring mattresses, excluding crib size.....	12	140104	12/95	219.959	219.927	222.043	219.509	219.509
Mattress foundations.....	12	140107	12/11	138.472	139.013	139.042	136.307	137.048
Mattresses, other types, including crib, foam, waterbed mattresses and mattress inserts.....	12	140114	06/83	253.369	253.369	253.556	253.556	253.556
Sleep system ensembles and mattresses, excluding conventional waterbeds.....	12	140122	12/95	162.620	162.620	140.114	140.114	—
Mattress and foundation sets.....	12	140134	12/03	140.778	140.778	140.778	140.778	140.778
Metal porch, lawn, outdoor & casual furniture.....	12	15		361.973	361.973	361.973	361.973	365.067
Porch and lawn furniture.....	12	1501		361.973	361.973	361.973	361.973	365.067
Metal porch, lawn, outdoor & casual furniture.....	12	150112	06/84	360.030	360.030	360.030	360.030	363.108
Nonupholstered household furniture, except wood and metal.....	12	16	12/85	148.071	148.071	148.071	148.071	148.071
Nonupholstered household furniture, except wood and metal.....	12	1601	12/85	148.071	148.071	148.071	148.071	148.071
Nonupholstered household furniture, except wood and metal.....	12	160101	12/85	148.071	148.071	148.071	148.071	148.071
Commercial furniture.....	12	2		308.881	310.894	309.890	310.528	309.661
Wood office furniture and store fixtures.....	12	21		296.663	301.275	301.142	301.166	297.809
Wood office furniture and store fixtures.....	12	2101		296.663	301.275	301.142	301.166	297.809
Wood office seating, including upholstered.....	12	210112	06/85	258.535	261.243	261.243	261.243	261.243
Wood office desks and extensions.....	12	210113	06/85	326.161	326.161	326.161	326.161	326.161
Wood office files, storage units, and tables.....	12	210114	06/85	287.597	287.597	287.597	287.597	287.597
Wood office furniture, other types (incl. panel/desk systems).....	12	210116	06/85	229.279	229.279	229.279	229.279	229.279
Fixtures for stores, banks and offices.....	12	210161	12/83	294.334	299.650	299.493	299.521	295.558
Custom architectural woodwork, millwork, and fixtures.....	12	2101611	06/08	146.443	149.593	149.824	149.824	152.219
Wood lockers, partitions, and shelving (except custom).....	12	2101612	06/08	158.289	160.242	157.979	159.293	162.395
Wood furniture dimensions and nonwood furniture parts and frames..	12	2101615	12/11	205.591	210.533	206.350	204.853	—
Nonwood furniture and store fixtures.....	12	22		304.755	304.677	302.594	303.458	304.347
Nonwood commercial storage units, files, and tables.....	12	2202		311.058	315.037	315.756	313.813	312.094
Nonwood commercial storage units, files, and tables.....	12	220202	06/95	223.424	226.282	226.799	225.403	224.168
Nonwood commercial furniture.....	12	2203		311.843	311.770	310.069	309.608	310.737
Nonwood commercial desks and extensions.....	12	220321		373.283	373.242	373.242	373.169	372.766
Nonwood office seating.....	12	220325		239.027	238.913	238.913	238.913	238.913
Nonwood office furniture panel systems, and other nonwood office furniture.....	12	220326	06/95	227.487	227.472	225.002	224.342	226.028
Nonwood partitions and fixtures.....	12	2204	12/83	280.410	279.022	275.743	278.836	280.276
Storage racks and accessories, except wood.....	12	220407	12/83	265.254	259.415	246.549	246.549	246.549
Fixtures (bank, office, and store) except wood.....	12	220409	12/83	284.856	284.856	284.856	293.899	302.154
Public building furniture.....	12	23	12/84	316.407	316.407	316.845	319.305	319.778
Public building furniture.....	12	2301	12/84	316.407	316.407	316.845	319.305	319.778
School furniture (except stone and concrete), excluding library furniture.....	12	230101	12/84	374.656	374.656	376.188	384.574	386.230
Public building and related furniture, excluding school & restaurant furniture.....	12	230102	12/84	305.294	305.294	305.294	305.390	305.390
Commercial furniture and fixtures, n.e.c.....	12	24	12/85	285.225	287.283	286.811	287.181	288.060
Commercial furniture and fixtures, n.e.c.....	12	2401	12/85	285.225	287.283	286.811	287.181	288.060
Bar, bowling center, cafeteria, and restaurant furniture.....	12	240104	12/10	176.629	176.658	176.539	177.763	177.763
Other commercial and institutional furniture and fixtures, n.e.c.....	12	240108	12/10	163.521	165.255	164.907	164.677	165.423

See footnotes at end of table.

Table 9. Producer price indexes for commodity and service groupings and individual items, not seasonally adjusted — Continued
 [October 2023, Index base 1982=100, unless otherwise indicated]

Title	Commodity code		Other index base	Unadjusted index ¹				
	Group code	Item code		June 2023	July 2023 ^P	Aug. 2023 ^P	Sept. 2023 ^P	Oct. 2023 ^P
Floor coverings.....	12	3		211.598	211.345	213.494	216.843	216.915
Carpets and rugs.....	12	31		205.397	205.111	207.550	211.349	211.430
Carpet and rugs.....	12	3101		208.566	208.275	210.752	214.610	214.692
Carpet and rugs.....	12	310101		208.566	208.275	210.752	214.610	214.692
Resilient floor coverings.....	12	32		262.289	262.289	262.289	262.289	262.289
Resilient floor coverings.....	12	3201		262.289	262.289	262.289	262.289	262.289
Resilient floor coverings.....	12	320170	12/11	117.936	117.936	117.936	117.936	117.936
Household appliances.....	12	4		149.470	148.987	150.017	150.021	150.101
Major appliances.....	12	41		144.227	143.676	144.854	144.856	144.973
Household cooking appliances.....	12	4101		155.921	155.161	158.490	158.993	159.208
Electric household ranges, ovens (including microwave), surface cooking units, and equipment.....	12	410105	12/02	155.484	154.695	156.080	155.458	156.207
Gas household ranges, ovens, surface cooking units and equipment. . .	12	410139	12/02	146.286	145.285	148.130	148.542	148.148
Other household ranges and cooking equipment, including outdoor equipment.....	12	410169	12/02	191.621	191.085	198.068	200.240	200.537
Household refrigeration equipment.....	12	4103		121.957	121.641	120.908	120.759	120.544
Household refrigerators, including refrigerator-freezer combinations.....	12	410329	12/02	131.870	131.107	130.414	130.315	129.905
Other major household appliances including room air-conditioners.....	12	4104		176.504	175.937	176.192	175.252	175.553
Room air-conditioners.....	12	410445		233.361	233.361	233.361	233.361	233.361
Household vacuum cleaners, including parts and attachments.....	12	43		128.517	128.517	128.517	128.517	128.517
Household vacuum cleaners and other floor care machines (including parts and attachments).....	12	4301		120.565	120.565	120.565	120.565	120.565
Household vacuum cleaners and other floor care machines (including parts and attachments).....	12	430114	06/07	131.522	131.522	131.522	131.522	131.522
Electric housewares and fans.....	12	44		146.563	146.545	146.557	146.572	146.363
Parts and attachments for small electric household appliances, including fan parts.....	12	4403	12/82	197.705	197.705	197.435	197.435	197.435
Parts and attachments for small electric household appliances, including fan parts.....	12	440311	12/82	197.705	197.705	197.435	197.435	197.435
Small electric household appliances, including fans.....	12	4404	05/21	116.883	116.869	116.879	116.891	116.724
Small electric household appliances, including fans.....	12	440401	05/21	116.883	116.869	116.879	116.891	116.724
Portable residential lighting fixtures, including parts and accessories.....	12	45		295.452	295.452	295.457	295.462	295.466
Portable residential lighting fixtures, including parts and accessories.....	12	4501		295.452	295.452	295.457	295.462	295.466
Portable residential lighting fixtures, including parts and accessories.....	12	450135	06/98	199.134	199.134	199.137	199.141	199.143
Home electronic equipment.....	12	5		62.278	62.278	62.278	62.278	62.278
Speakers and commercial sound equipment.....	12	57	12/03	137.664	137.664	137.664	137.664	137.664
Speakers and commercial sound equipment.....	12	5707	12/03	137.664	137.664	137.664	137.664	137.664
Speakers and commercial sound equipment.....	12	570708	12/03	137.664	137.664	137.664	137.664	137.664
Other home electronic equipment.....	12	58	06/04	114.837	114.837	114.837	114.837	114.837
Other home electronic equipment, including television receivers and automotive A/V equipment.....	12	5803	01/17	119.037	119.037	119.037	119.037	119.037
All other consumer audio and video equipment, excluding TV receivers and automotive A/V equip.....	12	580301	06/04	105.704	105.704	105.704	105.704	105.704
Other household durable goods.....	12	6		243.289	242.142	241.150	244.340	243.853
Vitreous china, fine earthenware, and other pottery products.....	12	61		330.018	328.166	328.166	328.166	328.166
Vitreous china, porcelain, and earthenware table and kitchenware and other pottery products.....	12	6101		329.972	328.119	328.119	328.119	328.119
Vitreous china, porcelain, and earthenware (semivitreous) table and kitchenware.....	12	610104	06/08	142.412	136.610	136.610	136.610	136.610
All other pottery products (including china decorated for the trade). . . .	12	610105	06/08	164.126	164.126	164.126	164.126	164.126
Mirrors (decorated and undecorated).....	12	65		219.038	214.318	208.269	224.934	222.184
Mirrors (decorated and undecorated), made from purchased glass.....	12	6501		219.038	214.318	208.269	224.934	222.184
Mirrors (decorated and undecorated), made from purchased glass. . . .	12	650104	12/04	141.095	138.054	134.158	144.893	143.121
Lawn/garden equipment.....	12	66		179.490	179.482	179.715	179.844	179.789
Parts and attachments for consumer lawn, garden, and snow equipment.....	12	6605	12/82	229.530	230.606	231.241	231.241	230.517
Parts and attachments for consumer lawn, garden, and snow equipment.....	12	660503	06/03	155.084	155.811	156.240	156.240	155.751
Consumer lawn, garden, and snow equipment.....	12	6607	05/18	119.710	119.644	119.780	119.876	119.876
Consumer lawn, garden, and snow equipment.....	12	660701	05/18	119.710	119.644	119.780	119.876	119.876
Consumer riding lawn, garden, and snow equipment.....	12	6607011	06/03	133.429	133.429	133.430	133.636	133.636
Consumer nonriding lawn, garden, and snow equipment.....	12	6607012	06/03	129.352	129.202	129.507	129.507	129.507
Cutlery, flatware (except precious), razors and razor blades.....	12	67		278.274	275.732	275.732	275.732	275.732
Cutlery, flatware (except precious), razors and razor blades.....	12	6701		278.274	275.732	275.732	275.732	275.732
Cutlery, scissors, shears, trimmers, and snips.....	12	670141	12/83	292.868	286.949	286.949	286.949	286.949
Metal kitchen utensil, pots, and pans.....	12	68		308.923	308.923	308.923	308.923	309.719

See footnotes at end of table.

Table 9. Producer price indexes for commodity and service groupings and individual items, not seasonally adjusted — Continued
 [October 2023, Index base 1982=100, unless otherwise indicated]

Title	Commodity code		Other index base	Unadjusted index ¹				
	Group code	Item code		June 2023	July 2023 ^P	Aug. 2023 ^P	Sept. 2023 ^P	Oct. 2023 ^P
Metal kitchen utensil, pots, and pans.....	12	6801		308.923	308.923	308.923	308.923	309.719
Stamped and spun kitchen utensils, aluminum.....	12	680101		291.971	291.971	291.971	291.971	291.971
Window shades, blinds, and accessories.....	12	69	06/84	295.877	295.876	295.875	295.875	295.882
Window shades, blinds, and accessories.....	12	6901	06/84	295.877	295.876	295.875	295.875	295.882
Window shades and window shade accessories and rollers.....	12	690101	06/84	360.539	360.539	360.539	360.539	360.551
Other shades and blinds, including curtain and drapery fixtures, poles, & rods.....	12	690103	06/84	223.841	223.841	223.841	223.841	223.841
Nonmetallic mineral products.....	13	—		328.592	329.119	330.425	331.844	332.176
Glass.....	13	1		183.802	182.692	181.423	182.053	182.240
Flat glass.....	13	11		172.199	170.914	169.445	170.042	170.280
Specialty glass.....	13	1107		206.443	206.745	204.790	206.574	206.660
Specialty glass.....	13	110703	06/11	150.518	150.738	149.313	150.613	150.676
Other glass products, made by flat glass producers.....	13	1107034	06/11	161.713	161.713	161.713	161.713	161.713
Flat glass (float, sheet, and plate process).....	13	1108	12/22	96.884	93.138	92.630	91.216	91.675
Flat glass (float, sheet, and plate process).....	13	110811	12/22	96.884	93.138	92.630	91.216	91.675
Other finished glassware.....	13	13	06/83	199.098	198.951	198.779	199.432	199.365
Pressed and blown glassware.....	13	1301	06/83	202.264	202.115	201.940	202.604	202.536
Machine-made pressed & blown table, kitchen, art, & novelty glassware.....	13	130116	12/11	154.633	154.633	154.632	154.632	—
All other machine-made pressed and blown glassware.....	13	130117	12/11	125.477	125.268	125.024	125.952	125.857
Handmade pressed and blown glassware.....	13	130118	12/11	129.521	129.521	129.521	129.521	129.521
Concrete ingredients and related products.....	13	2		404.888	406.127	409.382	410.336	409.503
Construction sand, gravel, and crushed stone.....	13	21		459.279	459.757	464.421	464.812	464.810
Construction sand, gravel and crushed stone.....	13	2101		459.279	459.757	464.421	464.812	464.810
Construction sand and gravel (run of pit/bank, washed, screened, etc.)..	13	210120	12/11	171.247	171.479	172.782	172.896	172.896
Construction sand and gravel, Northeast.....	13	2101201	12/12	179.548	179.548	179.548	179.548	179.548
Construction sand and gravel, Midwest.....	13	2101202	12/12	186.871	186.312	187.767	187.804	187.804
Construction sand and gravel, West.....	13	2101204	12/12	174.627	175.581	178.033	178.243	178.243
Crushed and broken stone.....	13	210121		454.008	454.416	459.553	459.979	459.977
Crushed and broken limestone.....	13	2101212	12/11	176.486	176.857	178.251	178.644	178.642
Crushed and broken granite.....	13	2101213	12/11	171.204	171.463	171.893	171.409	171.409
Bituminous limestone, sandstone, & other crushed & broken stone. .	13	2101219	12/11	151.425	150.717	156.044	156.044	156.044
Cement, hydraulic.....	13	22		331.715	334.493	335.313	337.407	334.933
Cement, hydraulic.....	13	2201		331.715	334.493	335.313	337.407	334.933
Cement, hydraulic.....	13	220161	06/89	324.653	327.372	328.174	330.224	327.802
Concrete products.....	13	3		364.753	366.509	370.553	374.983	375.678
Concrete block and brick.....	13	31		359.057	359.399	361.159	359.949	364.833
Structural concrete block.....	13	3111		375.738	376.957	379.479	375.174	385.632
Structural concrete block.....	13	311135	12/87	306.645	307.640	309.698	306.185	314.719
Structural concrete block, lightweight units (weighing less than 105 lb/cubic ft.) (dry weight).....	13	3111351	12/11	165.950	165.950	166.833	166.833	167.405
Structural concrete block, mediumweight units (weighing 105 - 124 lb/cubic ft.) (dry weight).....	13	3111352	12/11	172.368	172.368	172.368	172.866	177.992
Structural concrete block, normalweight units (weighing 125 lb or more/cubic ft.) (dry weight).....	13	3111353	12/11	156.871	158.112	159.845	155.262	163.323
Decorative concrete block.....	13	3121		313.081	313.081	317.495	317.495	322.111
Decorative concrete block (including screen, split, slump, shadowal block, etc.).....	13	312101		313.081	313.081	317.495	317.495	322.111
Concrete brick.....	13	3131		325.989	325.989	325.989	325.989	325.989
Concrete brick.....	13	313101		325.989	325.989	325.989	325.989	325.989
Concrete pavers.....	13	3141		302.985	302.985	302.985	302.985	304.976
Concrete pavers (including grid, interlocking, etc.).....	13	314101		302.985	302.985	302.985	302.985	304.976
Concrete pipe.....	13	32		354.768	351.161	344.461	354.265	356.025
Concrete pipe.....	13	3201		354.768	351.161	344.461	354.265	356.025
Concrete pipe.....	13	320108	12/86	309.795	306.645	300.795	309.356	310.893
Concrete storm sewer pipe.....	13	3201082	12/11	208.602	208.648	207.343	222.781	224.939
Concrete pipe, except concrete culvert and storm sewer pipe.....	13	3201083	12/11	156.757	156.757	156.757	156.757	156.757
Ready-mix concrete.....	13	33		360.663	363.262	369.516	375.361	375.565
Ready-mix concrete.....	13	3301		360.663	363.262	369.516	375.361	375.565
Ready-mix concrete.....	13	330101		360.663	363.262	369.516	375.361	375.565
Northeast region ready-mix concrete.....	13	330101A	12/12	164.998	164.998	169.269	169.824	169.824
Midwest region ready-mix concrete.....	13	330101B	12/12	161.131	164.724	170.219	172.094	170.573
South region ready-mix concrete.....	13	330101C	12/12	162.297	163.269	165.107	170.004	171.162
West region ready-mix concrete.....	13	330101D	12/12	175.528	175.407	177.072	177.576	177.354
Precast concrete products.....	13	34		382.479	383.701	384.674	387.426	387.545
Precast concrete products.....	13	3401		382.479	383.701	384.674	387.426	387.545

See footnotes at end of table.

Table 9. Producer price indexes for commodity and service groupings and individual items, not seasonally adjusted — Continued
 [October 2023, Index base 1982=100, unless otherwise indicated]

Title	Commodity code		Other index base	Unadjusted index ¹				
	Group code	Item code		June 2023	July 2023 ^P	Aug. 2023 ^P	Sept. 2023 ^P	Oct. 2023 ^P
Precast concrete products.....	13	340106	12/86	337.427	338.505	339.363	341.791	341.896
Precast concrete slabs and tile, roof and floor units.....	13	3401061	12/11	168.295	168.295	168.295	168.295	168.295
Precast concrete architectural wall panels.....	13	3401062	12/11	183.204	183.234	183.631	187.806	187.806
Burial vaults and boxes, precast concrete.....	13	3401063	12/11	161.218	161.218	161.218	161.218	162.476
Precast concrete products (excl burial vaults and boxes, slabs and tile, and arch. wall panels).....	13	3401064	12/11	173.444	174.193	174.725	175.704	175.674
Prestressed concrete products.....	13	35		354.286	354.286	355.853	355.853	356.262
Prestressed concrete products.....	13	3501		354.286	354.286	355.853	355.853	356.262
Prestressed concrete products.....	13	350107	12/86	361.548	361.548	363.147	363.147	363.564
Prestressed concrete bridge beams and solid and hollow cored slabs and panels.....	13	3501071	12/07	245.166	245.166	243.934	243.934	244.461
Prestressed concrete bridge beams.....	13	35010711	12/07	203.673	203.673	202.819	202.819	203.436
Prestressed concrete solid and hollow cored slabs and panels.....	13	35010712	12/07	287.344	287.344	285.314	285.314	285.314
Prestressed concrete products (excl bridge beams and solid and hollow cored slabs and panels).....	13	3501072	12/07	130.205	130.205	132.206	132.206	132.206
Clay construction products ex. refractories.....	13	4		231.125	231.125	231.180	232.126	232.301
Brick and structural clay tile.....	13	42	12/84	253.548	253.548	253.671	253.690	254.081
Building or common brick.....	13	4201	12/84	250.360	250.360	250.483	250.483	250.874
Building or common brick.....	13	420101	12/84	250.360	250.360	250.483	250.483	250.874
Glazed brick and other brick (paving, floor, and sewer).....	13	4202	12/84	297.638	297.638	297.638	299.482	299.482
Glazed brick and other brick (paving, floor, and sewer).....	13	420201	12/84	297.638	297.638	297.638	299.482	299.482
Clay floor and wall tile, glazed and unglazed.....	13	44		140.489	140.489	140.489	141.746	141.746
Clay floor and wall tile, glazed and unglazed (including quarry tile and ceramic mosaic tile).....	13	4401		140.489	140.489	140.489	141.746	141.746
Clay floor and wall tile, glazed and unglazed (including quarry tile and ceramic mosaic tile).....	13	440131		140.490	140.490	140.490	141.747	141.747
Structural clay products, n.e.c.....	13	45		353.091	353.091	353.091	353.091	353.091
Structural clay products, n.e.c.....	13	4501		353.091	353.091	353.091	353.091	353.091
All other structural clay products, excluding clay refractories.....	13	450199	12/85	303.361	303.361	303.361	303.361	303.361
Refractories.....	13	5		347.036	346.583	346.403	347.655	346.621
Clay refractories.....	13	52		389.605	389.605	389.605	389.605	389.605
Clay refractories.....	13	5201		389.605	389.605	389.605	389.605	389.605
Clay refractories.....	13	520181	12/04	218.832	218.832	218.832	218.832	218.832
Nonclay refractories.....	13	53		314.109	312.557	311.942	316.227	312.691
Nonclay refractories (excluding dead-burned magnesia).....	13	5301		314.109	312.557	311.942	316.227	312.691
Nonclay refractories (excluding dead-burned magnesia).....	13	530112	12/04	206.038	205.020	204.616	207.427	205.108
Asphalt felts and coatings.....	13	6		336.525	339.684	336.405	338.391	340.448
Prepared asphalt and tar roofing and siding products.....	13	61		342.882	346.727	342.736	345.260	347.748
Prepared asphalt and tar roofing and siding products.....	13	6101		342.882	346.727	342.736	345.260	347.748
Prepared asphalt and tar roofing and siding products.....	13	610131	12/03	311.825	315.321	311.692	313.987	316.250
Asphalt smooth-surfaced roll roofing and cap sheets, organic and fiberglass base.....	13	6101311	12/12	155.638	158.227	158.597	154.481	154.608
Asphalt mineral-surfaced roll roofing and cap sheets, organic and fiberglass base.....	13	6101312	12/11	175.934	175.486	175.174	175.174	175.174
Other prepared asphalt and tar products for roofing and siding.....	13	6101317	12/11	129.294	129.791	129.879	130.252	129.502
Roofing asphalts, pitches, coatings, and cement.....	13	62		265.317	265.317	265.317	264.891	264.945
Roofing asphalts, pitches, coatings, and cement.....	13	6201		265.317	265.317	265.317	264.891	264.945
Roofing asphalts, pitches, coatings, and cement.....	13	620121	06/84	251.313	251.313	251.313	250.910	250.961
Gypsum products.....	13	7		460.031	459.008	458.050	455.939	455.872
Gypsum products.....	13	71		460.031	459.008	458.050	455.939	455.872
Gypsum products.....	13	7101		460.031	459.008	458.050	455.939	455.872
Gypsum building materials.....	13	710102	12/93	352.762	351.823	350.944	349.007	348.945
Other gypsum products.....	13	710116	12/99	245.245	245.245	245.245	245.245	245.245
Glass containers.....	13	8		280.854	280.402	281.587	275.601	275.696
Glass containers.....	13	81		280.854	280.402	281.587	275.601	275.696
Glass containers (including value of packaging).....	13	8101		280.854	280.402	281.587	275.601	275.696
Glass containers (including value of packaging).....	13	810104	06/95	214.803	214.457	215.363	210.785	210.858
Other nonmetallic minerals.....	13	9		316.669	316.234	317.081	317.277	317.592
Insulation materials.....	13	92		268.561	269.220	267.778	267.037	266.348
Mineral wool for thermal and acoustical envelope insulation.....	13	9201		261.406	262.287	259.930	258.495	257.721
Mineral wool for thermal and acoustical envelope insulation.....	13	920105	06/07	199.186	199.857	198.061	196.968	196.378
Mineral wool for industrial, equipment, and appliance insulation.....	13	9202		235.231	235.494	235.481	235.766	235.299
Mineral wool for industrial, equipment, and appliance insulation.....	13	920201		235.231	235.494	235.481	235.766	235.299
Paving mixtures and blocks.....	13	94		386.956	385.619	388.325	389.374	390.382

See footnotes at end of table.

Table 9. Producer price indexes for commodity and service groupings and individual items, not seasonally adjusted — Continued
 [October 2023, Index base 1982=100, unless otherwise indicated]

Title	Commodity code		Other index base	Unadjusted index ¹				
	Group code	Item code		June 2023	July 2023 ^P	Aug. 2023 ^P	Sept. 2023 ^P	Oct. 2023 ^P
Paving mixtures and blocks.....	13	9401		386.956	385.619	388.325	389.374	390.382
Paving mixtures and blocks.....	13	940113	12/03	273.000	272.057	273.966	274.706	275.417
Emulsified asphalt, including liquid additives.....	13	940113A	12/09	154.739	154.451	155.652	156.581	156.826
Other liquid asphalt and tar paving materials, including cut-backs.	13	940113B	12/09	183.518	184.811	185.459	186.020	186.020
Asphalt and tar paving mixtures (excluding liquid).....	13	940113C	12/09	137.980	137.019	137.440	137.234	137.844
Cut stone and stone products.....	13	95	12/84	236.165	236.165	236.165	236.165	237.176
Cut stone and stone products.....	13	9501	12/84	236.165	236.165	236.165	236.165	237.176
Dressed dimension granite (including gneiss, syenite, diorite, and cut granite).....	13	950111	12/84	231.946	231.946	231.946	231.946	233.692
Dressed dimension limestone (including dolomite, travertine, calcareous, tufa, & cut limestone).....	13	950121	12/84	208.310	208.310	208.310	208.310	208.310
Dressed dimension marble and other stone.....	13	950151	12/04	158.953	158.953	158.953	158.953	158.953
Gaskets, packing, and sealing devices.....	13	98	12/85	247.052	243.662	243.712	243.846	243.848
Gaskets and gasketing material.....	13	9801	12/85	271.598	265.906	265.998	266.067	266.067
Nonmetallic gaskets and gasketing.....	13	980111	12/90	246.303	237.190	237.336	237.448	237.448
Metallic gaskets and machined seals.....	13	980112	12/90	211.037	211.037	211.037	211.037	211.037
Packing and sealing.....	13	9802	12/85	229.786	229.166	229.166	229.391	229.395
Compression packing.....	13	980211	12/90	259.095	259.095	259.095	259.095	259.095
Molded packing and sealing devices.....	13	980212	12/90	199.276	198.125	198.125	198.125	198.132
Rotary oil seals.....	13	980214	12/90	186.365	186.365	186.365	187.275	187.275
Nonmetallic minerals and products, n.e.c.....	13	99	06/82	300.367	302.027	303.257	303.271	303.228
Clay and stone mining and quarrying.....	13	9902	06/84	310.147	312.068	314.280	314.305	314.228
Ground or treated minerals and earths.....	13	990209	06/85	301.293	302.040	304.873	304.845	304.484
Treated lightweight aggregate and crushed slag, minerals and earths.....	13	9902094	12/14	156.979	157.176	157.176	157.176	157.176
Other minerals and earths, treated.....	13	9902096	12/14	89.574	89.574	91.516	91.497	91.249
Dimension stone mining and quarrying.....	13	990211	06/85	304.134	323.659	323.659	323.659	323.659
Clay, excluding kaolin and ball clay.....	13	990214	06/90	232.742	233.011	232.753	232.989	233.843
Bentonite.....	13	990214C	12/07	158.606	158.606	158.606	158.606	160.919
All other nonmetallic minerals, including talc and gypsum.....	13	990299	06/85	371.691	368.269	371.853	371.853	371.853
All other nonmetallic mineral products.....	13	9903	12/85	236.456	237.552	237.552	237.552	237.552
Other nonmetallic mineral products.....	13	990319	12/11	115.449	115.650	115.650	115.650	115.650
Transportation equipment.....	14	-		203.326	203.704	203.748	203.856	204.635
Motor vehicles and equipment.....	14	1		168.886	169.208	169.178	169.232	170.132
Motor vehicles.....	14	11		170.489	170.740	170.604	170.598	172.374
Passenger cars and chassis.....	14	1101		139.679	139.769	139.861	139.861	142.526
Passenger cars and chassis.....	14	110131	06/82	139.393	139.483	139.575	139.575	142.235
Motorcycles, including three-wheel motorbikes, motorscooters, mopeds, and parts.....	14	1104		203.952	203.952	203.952	203.952	203.953
Motorcycles, including three-wheel motorbikes, motorscooters, mopeds, and parts.....	14	110401		219.667	219.667	219.667	219.667	219.667
Trucks, truck tractors, & bus chassis 14,000 lb or less, incl. minivans & suvs.....	14	1105		198.502	198.789	198.540	198.529	200.514
Trucks, truck tractors, & bus chassis 14,000 lb or less, incl. minivans & suvs.....	14	110571	12/82	190.989	191.265	191.026	191.015	192.925
Trucks, over 14,000 lbs GVW.....	14	1106		246.805	247.674	247.684	247.694	247.793
Trucks, over 14,000 lbs GVW.....	14	110684	12/05	148.989	149.513	149.520	149.526	149.586
Truck, truck tractors, and bus chassis (chassis of own manufacture) 14,001 to 33,000 lbs.....	14	1106841	06/11	120.781	120.781	120.781	120.781	120.783
Buses, including military and firefighting vehicles (chassis of own manufacture).....	14	1106843	06/11	144.418	145.820	145.836	145.852	146.011
Motor vehicles parts.....	14	12		140.846	141.203	141.246	141.358	141.429
Motor vehicles parts.....	14	1205	12/03	126.214	126.533	126.572	126.672	126.736
Gasoline engines and engine parts, excl. carburetors, pistons, and valves.....	14	120501	12/03	133.380	133.450	133.855	134.205	134.248
Motor vehicle steering and suspension parts.....	14	120502	12/03	111.020	111.663	111.663	111.663	112.939
Motor vehicle transmission and power train.....	14	120503	12/03	122.315	122.997	123.044	123.022	123.623
Motor vehicle drive train components, except wheels and brakes, new.....	14	1205031	12/11	113.080	113.743	113.787	113.766	114.351
Motor vehicle transmissions except auxiliary and parts, new.....	14	12050310	06/12	114.282	113.839	114.084	114.084	113.668
Parts for manual and automatic transmissions, new.....	14	12050313	12/11	124.573	126.163	126.125	126.063	125.918
Other motor vehicle drive train components, except wheels and brakes, new.....	14	12050315	12/11	102.679	103.085	102.929	102.885	102.622
Motor vehicle drive train components, rebuilt.....	14	1205033	12/11	131.900	131.901	131.933	131.933	131.930
Motor vehicle brake systems.....	14	120504	12/03	147.062	146.188	146.631	146.670	145.772
Motor vehicle brake parts and assemblies, new.....	14	1205041	12/11	133.960	133.086	133.529	133.568	132.750
Motor vehicle drum brake assemblies and parts, new.....	14	1205041A	12/11	165.072	166.105	166.643	166.613	164.422
Other motor vehicle brake parts and assemblies, new.....	14	1205041B	12/11	118.479	118.942	119.596	119.694	119.316
Motor vehicle disc brake assemblies and parts, new.....	14	1205041C	12/11	141.515	136.459	136.459	136.459	136.035
Filters for internal combustion engines and motor vehicles.....	14	120505	12/03	162.596	162.596	162.596	162.596	-

See footnotes at end of table.

Table 9. Producer price indexes for commodity and service groupings and individual items, not seasonally adjusted — Continued
 [October 2023, Index base 1982=100, unless otherwise indicated]

Title	Commodity code		Other index base	Unadjusted index ¹				
	Group code	Item code		June 2023	July 2023 ^P	Aug. 2023 ^P	Sept. 2023 ^P	Oct. 2023 ^P
Other motor vehicle parts.....	14	120508	12/03	117.282	117.664	117.701	117.677	117.694
Vehicle seating and interior trim.....	14	120511	06/04	114.007	113.995	113.982	114.328	114.186
Automobile trimmings.....	14	1205111	06/09	91.945	91.945	91.848	91.848	91.848
Seats for public conveyance and aircraft.....	14	1205113	06/09	119.141	119.098	119.190	119.224	119.437
Motor vehicle air conditioning systems and compressors.....	14	120512	12/11	101.523	101.283	—	—	—
Carburetors, pistons, piston rings, and valves.....	14	120513		209.651	210.368	211.814	212.221	207.785
Motor vehicle electrical and electronic equipment.....	14	120514		141.541	141.933	141.936	141.938	142.067
Vehicular lighting equipment.....	14	1205141		152.948	152.948	152.948	152.948	153.245
Other motor vehicle electrical and electronic equipment.....	14	1205142		143.811	144.315	144.319	144.321	144.414
Battery charging alternators, generators, and regulators.....	14	12051422	06/00	107.933	107.873	107.907	107.923	108.723
Parts for electrical and electronic engine equipment.....	14	12051424	06/00	97.940	98.440	98.440	98.440	98.440
All other miscellaneous non-engine electrical and electronic equipment.....	14	12051425	12/03	119.958	119.958	119.958	119.958	119.958
All other miscellaneous complete engine electrical equipment, including spark plugs.....	14	12051426	06/00	112.503	112.503	112.503	112.503	112.503
Truck and bus bodies.....	14	13	12/82	336.643	338.199	338.507	338.752	340.107
Truck and bus bodies sold separately.....	14	1301	12/82	342.340	344.489	344.839	344.863	346.729
Other truck and vehicle bodies, sold separately.....	14	13015	12/08	152.017	152.010	152.010	152.010	152.010
Dump truck bodies, sold separately.....	14	130151	12/08	171.852	171.852	171.852	171.852	171.852
All other truck and vehicle bodies, sold separately.....	14	130152	12/08	150.903	150.903	150.903	150.903	150.903
Service truck bodies, sold separately.....	14	130153	09/15	143.147	143.080	143.080	143.080	143.080
Complete vehicles on purchased chassis.....	14	1302	12/82	327.475	327.534	327.738	328.553	328.622
Buses and firefighting vehicles, complete, produced on purchased chassis.....	14	13027	12/08	128.521	128.521	128.677	128.835	128.835
Buses and firefighting vehicles, complete, produced on purchased chassis.....	14	130275	12/08	128.521	128.521	128.677	128.835	128.835
Other trucks and vehicles, complete, produced on purchased chassis, except upfitting trucks.....	14	130294	09/15	144.831	144.927	145.023	146.103	146.214
Truck trailers.....	14	14		331.191	328.603	328.607	328.050	327.118
Truck trailers.....	14	1406	12/86	321.064	318.555	318.559	318.020	317.116
Truck trailers and chassis, axle rating 10,000 lb or more.....	14	140602	12/86	312.100	309.432	309.436	308.862	307.901
Truck trailers and chassis, axle rating less than 10,000 lb.....	14	140603	12/11	212.537	212.537	212.537	212.537	212.537
Motor homes, built on purchased chassis.....	14	15	06/84	216.371	217.565	217.565	217.565	217.878
Motor homes, built on purchased chassis.....	14	1501	06/84	216.371	217.565	217.565	217.565	217.878
Motor homes, built on purchased chassis.....	14	150101	06/84	216.371	217.565	217.565	217.565	217.878
Travel trailers and campers.....	14	16	06/84	297.435	298.789	299.311	299.666	299.070
Travel trailers.....	14	1601	06/84	284.555	286.147	286.761	286.035	285.334
Travel trailers.....	14	160101	06/84	284.555	286.147	286.761	286.035	285.334
Conventional travel trailers.....	14	1601016	12/11	168.858	170.364	170.945	170.348	169.685
Fifth wheel travel trailers.....	14	1601017	12/11	174.471	174.471	174.471	—	—
Camping trailers, campers, pick-up covers, and parts.....	14	1602	06/84	336.518	336.518	336.518	342.412	342.412
Camping trailers, campers, pick-up covers, and parts.....	14	160201	06/84	336.518	336.518	336.518	342.412	342.412
Other parts and components, excluding appliances and furnishings.....	14	1602013	12/11	196.082	196.082	—	200.368	—
Truck campers, caps, box covers, and fold-down camping trailers.....	14	1602014	06/14	145.630	145.630	145.630	146.909	—
Aircraft and aircraft equipment.....	14	2		307.401	307.815	308.225	308.318	308.515
Aircraft.....	14	21		342.756	343.180	343.125	343.325	343.491
Civilian aircraft.....	14	2102	12/85	333.669	334.244	334.170	334.441	334.666
Civilian aircraft.....	14	210206	12/03	180.669	180.980	180.940	181.087	181.209
Military aircraft.....	14	2104	06/13	104.662	104.662	104.662	104.662	104.662
Military aircraft.....	14	210401	06/13	104.662	104.662	104.662	104.662	104.662
Aircraft engine and engine parts.....	14	23	12/85	251.107	251.857	253.416	253.416	253.603
Aircraft engine and engine parts.....	14	2301	12/85	251.107	251.857	253.416	253.416	253.603
Aircraft engine and engine parts.....	14	230101	12/85	251.107	251.857	253.416	253.416	253.603
Aeronautical services on aircraft engines.....	14	2301015	12/11	145.842	145.842	145.842	145.842	145.842
Aircraft engine parts and accessories.....	14	2301017	12/11	118.466	119.086	120.378	120.378	120.533
Parts and accessories for military aircraft engines.....	14	23010175	12/11	125.591	125.846	125.814	125.814	125.814
Parts and accessories for civilian aircraft engines.....	14	23010177	12/11	117.105	117.906	119.835	119.835	120.064
Other aircraft parts and equipment.....	14	25	06/85	208.321	208.364	208.753	208.677	208.899
Other aircraft parts and equipment.....	14	2501	06/85	208.321	208.364	208.753	208.677	208.899
Aircraft propellers and helicopter rotors.....	14	250102	06/08	161.298	161.479	161.479	161.479	161.479
Aircraft parts and auxiliary equipment.....	14	250103	06/08	124.800	124.818	125.070	125.021	125.165
Aircraft landing gear for civilian and military aircraft.....	14	2501032	06/08	186.970	186.970	186.970	186.970	186.754
Other aircraft subassemblies and parts for military aircraft.....	14	2501033	06/08	125.521	125.663	126.052	125.663	126.853
Other aircraft subassemblies and parts for civilian aircraft.....	14	2501034	06/08	115.569	115.569	115.804	115.804	115.804
Ships and boats.....	14	3		305.569	307.537	307.222	308.540	309.359
Ships.....	14	31	12/85	249.818	251.506	251.506	251.657	252.438
Military self-propelled ships, new construction.....	14	3102	06/96	148.165	149.387	149.387	149.387	149.929

See footnotes at end of table.

Table 9. Producer price indexes for commodity and service groupings and individual items, not seasonally adjusted — Continued
 [October 2023, Index base 1982=100, unless otherwise indicated]

Title	Commodity code		Other index base	Unadjusted index ¹				
	Group code	Item code		June 2023	July 2023 ^P	Aug. 2023 ^P	Sept. 2023 ^P	Oct. 2023 ^P
Military self-propelled ships, new construction.....	14	310201	06/96	148.165	149.387	149.387	149.387	149.929
Nonmilitary self-propelled ships, new construction.....	14	3103	06/96	265.378	267.448	267.448	268.564	268.564
Nonmilitary self-propelled ships, new construction.....	14	310301	12/85	405.049	408.209	408.209	409.912	409.912
Boats.....	14	32		351.863	353.986	353.151	356.364	357.102
Outboard motorboats, including commercial and military (except sailboats and lifeboats).....	14	3201		401.331	404.046	402.773	407.175	407.840
Outboard motorboats, wood or metal, incl. comm. and military (exc. sailboats and lifeboats).....	14	320107	06/11	175.855	177.209	174.875	175.892	176.233
Outboard motorboats, plastics/fiberglass, incl. comm. and mil. (exc. sailboats and lifeboats).....	14	320108	06/11	168.098	169.150	169.548	171.870	172.122
Inboard motorboats, including commercial and military (except sailboats and lifeboats).....	14	3202		358.106	361.889	362.805	365.107	365.925
Inboard cabin cruisers, including commercial and military (except sailboats and lifeboats).....	14	320206	12/03	183.595	184.771	184.771	186.882	187.465
Other inboard motorboats, including commercial and military (except sailboats and lifeboats).....	14	320207	06/11	153.173	156.421	157.813	156.813	156.813
Inboard-outdrive boats, including commercial and military (except sailboats and lifeboats).....	14	3203		292.227	292.227	292.227	292.227	294.263
All other inboard-outdrive boats, incl. comm. and military (except sailboats and lifeboats).....	14	320310	12/03	167.085	167.085	167.085	167.085	168.329
All other boats (excluding military and commercial).....	14	3204		288.635	288.636	288.636	288.636	288.636
All other boats (excluding military and commercial).....	14	320406	12/03	163.492	163.493	163.493	163.493	163.493
Railroad equipment.....	14	4		214.703	215.418	215.418	215.418	215.467
Railroad cars and locomotives.....	14	44	05/22	100.899	100.871	100.871	100.871	100.871
Railroad cars and locomotives.....	14	4401	05/22	100.899	100.871	100.871	100.871	100.871
Railroad cars.....	14	440102	12/01	171.179	171.061	171.061	171.061	171.061
Railway maintenance of way equipment and parts.....	14	45	05/22	105.925	107.204	107.204	107.204	107.286
Railway maintenance of way equipment and parts.....	14	4501		212.506	215.072	215.072	215.072	215.236
Air brake and other brake equipment.....	14	450101	12/03	105.749	105.782	105.782	105.782	106.315
Railway maintenance of way & all other railroad and streetcar equipment, parts and accessories.....	14	450102	12/03	160.604	163.371	163.371	163.371	163.195
Transportation equipment, n.e.c.....	14	9	06/85	204.927	204.167	204.387	205.644	205.649
Transportation equipment, n.e.c.....	14	91	06/85	204.927	204.167	204.387	205.644	205.649
Other transportation equipment, incl. golf carts, vehicle trailers, and all-terrain vehicles.....	14	9111	06/85	204.927	204.167	204.387	205.644	205.649
Automobile and light truck trailers.....	14	911104	12/92	265.308	264.865	265.735	270.806	270.806
All other miscellaneous transportation equipment, including all-terrain vehicles.....	14	911105	06/85	162.085	161.243	161.243	161.205	161.211
All-terrain vehicles and parts.....	14	91110501	06/08	117.083	117.011	117.013	117.022	117.024
All other miscellaneous transportation equipment and parts.....	14	91110502	06/08	122.665	121.750	121.749	121.701	121.706
Miscellaneous products.....	15	—		339.092	340.157	341.875	342.696	344.973
Toys, sporting goods, small arms, etc.....	15	1		208.606	208.541	211.002	212.437	212.404
Toys, games, and children's vehicles.....	15	11		180.658	180.658	180.658	180.658	180.658
Toys, games, and children's vehicles.....	15	1101		180.658	180.658	180.658	180.658	180.658
Nonelectronic games and puzzles (excl. toys), and electronic toys (incl. parts).....	15	110152	06/85	148.512	148.512	148.512	148.512	148.512
Nonelectronic games and puzzles, including parts.....	15	1101521	12/07	118.500	118.500	118.500	118.500	118.500
Other nonelectronic toys, including parts.....	15	110154	06/85	204.998	204.998	204.998	204.998	204.998
Models, science & craft kits/supply, & collectors' miniatures.....	15	110155	06/85	277.101	277.101	277.101	277.101	277.101
Sporting and athletic goods.....	15	12		203.442	203.334	207.768	210.142	210.086
Sporting and athletic goods.....	15	1201		203.442	203.334	207.768	210.142	210.086
Golf equipment, excluding apparel and shoes.....	15	120127	12/85	167.665	167.643	181.340	188.187	188.304
Bicycles, adult tricycles, unicycles and parts.....	15	120182	12/84	157.914	156.723	156.723	156.723	156.791
Playground equipment.....	15	120185	12/98	379.295	379.295	379.295	382.042	382.042
Gymnasium and exercise equipment.....	15	120192	12/98	152.058	152.125	152.125	152.125	151.731
Other sporting and athletic goods.....	15	120193	12/85	175.895	175.895	175.895	175.895	175.895
Small arms and ammunition.....	15	13		313.907	313.907	312.942	312.942	312.942
Small arms.....	15	1301		256.574	256.574	256.574	256.574	256.574
Single barrel shotguns, other small firearms n.e.c., and parts & attachments for small arms.....	15	130128	06/13	106.563	106.563	106.563	106.563	106.563
Small arms ammunition.....	15	1302		421.383	421.383	417.780	417.780	417.780
Small arms cartridges and shells.....	15	130281	06/02	292.268	292.268	289.085	289.085	289.085
Other ammunition products.....	15	130282	12/22	101.331	101.331	101.331	101.331	101.331
Tobacco products, incl. stemmed & redried.....	15	2		1,246.155	1,257.812	1,272.154	1,275.262	1,305.814
Cigarettes, excluding electronic.....	15	21		1,571.967	1,588.812	1,610.201	1,615.994	1,660.991
Cigarettes, excluding electronic.....	15	2101		1,571.967	1,588.812	1,610.201	1,615.994	1,660.991
Cigarettes, excluding electronic.....	15	210105	12/04	302.109	305.346	309.457	310.570	319.218

See footnotes at end of table.

Table 9. Producer price indexes for commodity and service groupings and individual items, not seasonally adjusted — Continued
 [October 2023, Index base 1982=100, unless otherwise indicated]

Title	Commodity code		Other index base	Unadjusted index ¹				
	Group code	Item code		June 2023	July 2023 ^P	Aug. 2023 ^P	Sept. 2023 ^P	Oct. 2023 ^P
Stemmed and redried tobacco.....	15	24	06/84	108.426	108.426	108.384	108.384	108.432
Stemmed and redried tobacco.....	15	2402	06/84	106.998	106.998	106.957	106.957	107.004
Stemmed and redried tobacco.....	15	240208	06/99	117.326	117.326	117.281	117.281	117.333
Tobacco, unstemmed leaf, redried before packing.....	15	2402081	12/11	109.632	109.632	109.709	109.709	109.796
Tobacco, stemmed.....	15	2402084	12/11	102.062	102.062	101.885	101.885	—
Other tobacco products.....	15	25	12/05	218.535	219.010	219.010	217.964	218.425
Other tobacco products.....	15	2501	12/05	218.535	219.010	219.010	217.964	218.425
Other tobacco products.....	15	250101	12/05	218.535	219.010	219.010	217.964	218.425
Cigars.....	15	2501011	12/11	132.030	133.320	133.320	133.320	133.320
Chewing and smoking tobacco.....	15	2501014	12/11	191.728	191.797	191.797	190.614	191.136
Notions.....	15	3		260.310	260.310	260.310	265.447	265.447
Fasteners, zippers, buttons, needles, pins, and buckles.....	15	32		266.432	266.432	266.432	271.690	271.690
Fasteners, zippers, buttons, needles, pins, and buckles.....	15	3201		266.432	266.432	266.432	271.690	271.690
Fasteners, zippers, buttons, needles, pins, and buckles (except precious metal).....	15	320100		266.432	266.432	266.432	271.690	271.690
Photographic equipment and supplies.....	15	4		164.345	165.058	166.630	170.139	171.354
Photographic and photocopying equipment.....	15	41		100.518	—	—	—	—
Photographic supplies.....	15	42		192.445	193.525	195.847	201.328	203.168
Photographic supplies.....	15	4206	12/83	189.015	190.076	192.357	197.740	199.547
Photographic supplies.....	15	420601	12/83	189.015	190.076	192.357	197.740	199.547
Prepared photographic chemicals.....	15	4206011	12/07	106.608	106.608	106.457	104.531	104.465
Photographic sensitized film, plates, paper, & cloth.....	15	4206012	12/07	174.564	175.950	179.031	187.368	189.773
Photographic sensitized film, plates, paper, & cloth, silver-halide-type (excl X-ray).....	15	42060121	12/07	170.256	171.900	175.226	185.469	188.280
Photographic sensitized film, plates, paper & cloth, other than silver-halide-type (incl X-ray).....	15	42060122	12/07	165.557	165.437	166.790	164.364	164.364
Mobile homes.....	15	5		484.935	484.742	484.924	485.599	485.599
Manufactured homes (mobile homes), all sizes (incl. multisection).....	15	53		497.415	497.216	497.403	498.095	498.095
Manufactured mobile homes and nonresidential mobile buildings.....	15	5303	12/86	465.949	465.763	465.938	466.587	466.587
Manufactured homes (mobile homes), all width sizes (incl. multisection).....	15	530301	12/86	465.949	465.763	465.938	466.587	466.587
Medical, surgical & personal aid devices.....	15	6		200.002	199.881	200.081	200.129	200.216
Surgical and medical instruments.....	15	62	06/82	151.154	151.101	151.150	150.987	151.325
Surgical and medical instruments.....	15	6201	06/82	151.154	151.101	151.150	150.987	151.325
Surgical and medical instruments.....	15	620103	06/05	111.953	111.913	111.950	111.829	112.079
Surgical and medical catheters.....	15	6201031	12/11	91.992	91.992	91.992	91.992	92.131
Orthopedic and surgical instruments.....	15	6201033	06/12	116.235	116.103	116.213	116.259	116.259
Other surgical and medical apparatus and instruments, excluding parts.....	15	6201037	06/12	104.189	104.189	104.189	103.821	103.821
Parts for surgical and medical apparatus and instruments.....	15	6201038	06/12	113.923	113.923	113.998	113.998	114.017
Medical and surgical appliances and supplies.....	15	63	06/83	230.707	230.452	230.964	231.462	230.510
Medical and surgical appliances and supplies.....	15	6301	06/83	230.707	230.452	230.964	231.462	230.510
Medical and surgical appliances and supplies.....	15	630104	12/03	127.550	127.409	127.692	127.967	127.441
Artificial joints and limbs.....	15	6301041	12/11	105.878	106.113	106.384	106.501	105.475
Other orthopedic and prosthetic appliances.....	15	6301042	12/11	99.111	99.161	99.161	99.480	99.455
All other surgical and medical items.....	15	6301044	12/11	123.650	123.413	123.716	123.989	123.538
Ophthalmic goods.....	15	64	12/83	175.905	175.905	175.905	175.905	175.905
Ophthalmic goods.....	15	6401	12/83	175.905	175.905	175.905	175.905	175.905
Dental equipment and supplies.....	15	65	06/85	413.308	413.111	413.328	413.299	418.863
Dental equipment and supplies.....	15	6501	06/85	413.308	413.111	413.328	413.299	418.863
Dental equipment and supplies.....	15	650107	12/05	211.343	211.242	211.353	211.338	214.184
Professional dental equipment and supplies.....	15	6501071	12/07	154.352	154.381	154.361	154.348	155.253
Professional dental equipment.....	15	65010713	12/07	160.808	160.844	160.833	160.825	162.264
Professional dental supplies.....	15	65010714	01/23	103.168	103.177	103.148	103.130	102.919
Other industrial safety equipment.....	15	7		330.074	331.146	333.634	334.971	334.380
Personal safety equipment and clothing.....	15	71		330.074	331.146	333.634	334.971	334.379
Personal safety equipment and clothing.....	15	7108	06/04	154.604	155.106	156.271	156.898	156.621
Personal safety equipment and clothing.....	15	710802	06/04	154.604	155.106	156.271	156.898	156.621
Other miscellaneous products.....	15	9		252.126	252.821	252.628	252.668	252.191
Burial caskets.....	15	91		515.628	515.628	515.628	506.160	506.160
Burial caskets.....	15	9101		515.628	515.628	515.628	506.160	506.160
Burial caskets.....	15	910109	12/04	236.297	236.297	236.297	231.958	231.958
Metal burial caskets & coffins, completely lined & trimmed, adult sizes.....	15	9101091	12/11	163.453	163.453	163.453	161.543	161.543

See footnotes at end of table.

Table 9. Producer price indexes for commodity and service groupings and individual items, not seasonally adjusted — Continued
 [October 2023, Index base 1982=100, unless otherwise indicated]

Title	Commodity code		Other index base	Unadjusted index ¹				
	Group code	Item code		June 2023	July 2023 ^P	Aug. 2023 ^P	Sept. 2023 ^P	Oct. 2023 ^P
Musical instruments.....	15	93		289.573	291.198	291.198	291.198	292.196
Musical instruments.....	15	9301		289.573	291.198	291.198	291.198	292.196
Nonelectronic pianos, organs, and nonelectronic piano and organ parts, excluding benches.....	15	930113	12/09	167.831	168.150	168.150	168.150	168.150
Other musical instruments and parts.....	15	930117	06/85	269.756	271.415	271.415	271.415	272.477
Other nonelectronic musical instruments.....	15	9301172	12/09	141.151	141.679	141.679	141.679	141.679
Other musical instrument parts & accessories, sold separately, excl. benches & instrument cases.....	15	9301173	12/09	—	144.071	144.071	144.071	144.071
Jewelry and jewelry products.....	15	94		265.501	264.626	263.252	264.047	260.710
Jewelry (gold and platinum) and silverware.....	15	9402		289.105	287.690	284.991	286.510	280.079
Jewelry, gold and platinum.....	15	940222	12/11	122.416	121.817	120.674	121.317	118.594
Costume jewelry and novelties.....	15	9404		240.260	240.260	240.260	240.260	240.260
Costume jewelry and novelties.....	15	940415	12/03	165.230	165.230	165.230	165.230	165.230
All other jewelry and personal goods (excluding costume).....	15	9407	06/07	157.132	156.662	156.674	156.659	156.880
All other jewelry and personal goods (excluding costume).....	15	940714	06/07	157.132	156.662	156.674	156.659	156.880
Jewelers' material and lapidary work.....	15	9408	12/08	174.124	173.944	173.765	174.034	172.775
Pens, pencils, and marking devices.....	15	95		225.332	225.332	225.049	224.828	225.968
Pens, markers, mechanical pencils, and associated parts.....	15	9502	12/85	215.801	215.801	214.810	214.810	214.810
Pens, markers, mechanical pencils, and associated parts.....	15	950210	12/85	215.801	215.801	214.810	214.810	214.810
Lead pencils, art goods, office supplies and small office equipment, excluding paper.....	15	9503	12/85	214.531	214.531	214.531	214.531	214.531
Lead pencils, art goods, office supplies and small office equipment, excluding paper.....	15	950307	12/85	214.531	214.531	214.531	214.531	214.531
Marking devices.....	15	9504	12/85	192.837	192.837	192.837	191.852	196.940
Marking devices.....	15	950406	12/05	135.206	135.206	135.206	134.516	138.082
Brooms and brushes.....	15	97		227.030	227.030	227.030	227.030	227.281
Brooms, brushes and mops.....	15	9705	12/85	217.342	217.342	217.342	217.342	217.583
Brooms, mops, and dusters.....	15	970501	12/85	249.365	249.365	249.365	249.365	249.365
Brooms.....	15	9705011	12/11	137.786	137.786	137.786	137.786	137.786
Mops and dusters, including refills.....	15	9705012	12/11	129.362	129.362	129.362	129.362	129.362
Paint and varnish brushes and rollers.....	15	970502	12/85	186.594	186.594	186.594	186.594	186.594
Paint and varnish brushes.....	15	9705021	12/11	123.863	123.863	123.863	123.863	123.863
Paint holders, pads, roller frames, and rollers.....	15	9705022	12/11	112.399	112.399	112.399	112.399	112.399
Other brushes, excl. paint and varnish brushes.....	15	970503	12/85	225.968	225.968	225.968	225.968	226.407
Personal brushes.....	15	9705031	12/11	104.525	104.525	104.525	104.525	104.525
Brushes, other than personal.....	15	9705032	12/11	142.232	142.232	142.232	142.232	142.682
Miscellaneous products, n.e.c.....	15	9A	12/85	254.963	256.152	256.152	256.106	256.077
Candles.....	15	9A01	12/85	202.754	202.754	202.754	202.754	202.754
Candles.....	15	9A0101	12/85	202.754	202.754	202.754	202.754	202.754
Signs and advertising displays.....	15	9A04	12/85	234.523	235.021	235.021	235.021	236.225
Non-electric signs and displays.....	15	9A0402	12/85	279.029	280.072	280.072	280.072	282.598
All other miscellaneous fabricated products and recyclable materials.....	15	9A09	12/85	302.817	305.765	305.765	305.611	302.954
Other miscellaneous fabricated products.....	15	9A0901	12/85	302.546	302.896	302.896	302.723	303.120
Reproduction of audio and video media and software.....	15	9D	12/03	127.366	127.346	127.954	128.219	127.583
Reproduction of audio and video media and software.....	15	9D01	12/03	127.366	127.346	127.954	128.219	127.583
Services²								
Transportation services.....	30	—	06/09	159.122	159.474	158.797	158.418	161.386
Transportation of freight and mail.....	30	1	06/09	161.629	162.202	162.967	164.460	165.552
Rail transportation of freight and mail.....	30	11	12/08	148.721	148.619	149.276	150.312	152.298
Rail transportation of freight and mail.....	30	1101	12/08	148.721	148.619	149.276	150.312	152.298
Rail transportation of freight and mail.....	30	110101	12/08	148.721	148.619	149.276	150.312	152.298
Truck transportation of freight.....	30	12	06/09	150.286	149.211	149.869	152.262	153.986
Local motor carrying.....	30	1201	06/09	131.378	132.164	132.736	132.634	132.740
Local motor carrying.....	30	120101	06/09	131.378	132.164	132.736	132.634	132.740
Long-distance motor carrying.....	30	1202	06/09	157.399	155.588	156.278	159.656	162.019
Long-distance motor carrying.....	30	120201	06/09	157.399	155.588	156.278	159.656	162.019
Water transportation of freight.....	30	13	06/09	164.628	168.745	171.871	167.747	161.051
Deep sea water transportation of freight.....	30	1301	12/08	158.652	168.281	171.885	160.232	141.937
Deep sea water transportation of freight.....	30	130101	12/08	158.652	168.281	171.885	160.232	141.937
Coastal and intercoastal water transportation of freight.....	30	1302	12/08	132.809	132.844	136.819	136.930	137.765
Coastal and intercoastal water transportation of freight.....	30	130201	12/08	132.809	132.844	136.819	136.930	137.765
Great Lakes-St Lawrence Seaway water transportation of freight.....	30	1303	12/08	143.142	142.886	145.450	148.407	148.524
Great lakes-St Lawrence Seaway water transportation of freight.....	30	130301	12/08	143.142	142.886	145.450	148.407	148.524
Inland waterways transportation of freight.....	30	1304	12/08	119.211	119.197	119.314	121.177	123.589
Inland waterways transportation of freight.....	30	130401	12/08	119.211	119.197	119.314	121.177	123.589
Air transportation of freight.....	30	14	12/08	117.665	119.089	119.313	121.616	124.341

See footnotes at end of table.

Table 9. Producer price indexes for commodity and service groupings and individual items, not seasonally adjusted — Continued
 [October 2023, Index base 1982=100, unless otherwise indicated]

Title	Commodity code		Other index base	Unadjusted index ¹				
	Group code	Item code		June 2023	July 2023 ^P	Aug. 2023 ^P	Sept. 2023 ^P	Oct. 2023 ^P
Air transportation of freight.....	30	1401	12/08	117.665	119.089	119.313	121.616	124.341
Air transportation of freight, domestic.....	30	140102	01/16	113.979	115.690	116.338	115.549	116.237
Air transportation of freight, international.....	30	140103	01/16	90.832	91.448	90.993	97.167	102.113
Courier, messenger, and U.S. postal services.....	30	16	06/09	182.658	185.307	186.263	186.715	186.925
U.S. Postal Service.....	30	1601	06/89	281.250	292.062	292.062	292.062	292.062
Mailing services (market dominant services).....	30	160107	12/12	139.460	147.488	147.488	147.488	147.488
First class mail.....	30	1601071	06/89	248.819	261.509	261.509	261.509	261.509
Periodicals mail.....	30	1601072	06/89	330.638	357.340	357.340	357.340	357.340
Standard class mail.....	30	1601073	06/89	317.670	338.572	338.572	338.572	338.572
Package services mail.....	30	1601074	06/89	314.194	330.910	330.910	330.910	330.910
Special services and fees.....	30	1601075	06/89	333.232	353.467	353.467	353.467	353.467
Shipping services (competitive services).....	30	160108	12/12	171.832	170.603	170.603	170.603	170.603
Courier and messenger services, except air.....	30	1602	04/09	203.884	204.104	204.874	205.204	205.314
Courier and messenger services, except air.....	30	160201	04/09	203.884	204.104	204.874	205.204	205.314
Air mail and package delivery services, excluding by USPS.....	30	1603	04/09	232.298	233.385	236.859	238.565	239.445
Air mail and package delivery services, excluding by USPS.....	30	160301	04/09	232.298	233.385	236.859	238.565	239.445
Pipeline transportation.....	30	17	05/22	104.202	108.207	108.301	108.126	107.916
Pipeline transportation of petroleum products.....	30	1701	12/08	180.397	196.905	197.360	197.473	197.473
Pipeline transportation of crude petroleum.....	30	170101	12/08	193.237	208.959	209.891	209.891	209.891
Pipeline transportation of refined petroleum products.....	30	170102	12/08	166.252	183.315	183.315	183.532	183.532
Pipeline transportation of natural gas.....	30	1702	05/22	102.928	102.902	102.873	102.528	102.169
Pipeline transportation of natural gas.....	30	170201	05/22	102.928	102.902	102.873	102.528	102.169
Transportation of passengers (partial).....	30	2	06/09	151.057	150.579	144.458	137.025	147.087
Rail transportation of passengers.....	30	21	12/08	133.552	133.552	133.552	133.552	133.552
Rail transportation of passengers.....	30	2101	12/08	133.552	133.552	133.552	133.552	133.552
Rail transportation of passengers.....	30	210101	12/08	133.552	133.552	133.552	133.552	133.552
Airline passenger services.....	30	22	12/08	139.377	138.931	133.222	126.290	135.674
Airline passenger services.....	30	2201	12/08	139.377	138.931	133.222	126.290	135.674
Airline passenger services, domestic.....	30	220101	12/08	141.568	139.242	133.590	132.460	143.788
Airline passenger services, international.....	30	220102	12/08	130.347	134.335	128.651	108.275	112.831
Services related to transportation activities.....	31	—	06/09	130.270	130.747	125.543	125.894	127.070
Services related to water transportation.....	31	1	06/09	137.752	137.947	138.391	138.488	139.632
Towing, tugging, docking, and related services.....	31	11	03/09	144.660	144.748	144.727	145.584	147.048
Towing, tugging, docking and related services.....	31	1101	03/09	144.660	144.748	144.727	145.584	147.048
Towing, tugging, docking and related services.....	31	110101	03/09	144.660	144.748	144.727	145.584	147.048
Operation of port waterfront terminals.....	31	12	12/08	162.176	163.224	165.160	163.918	164.353
Operation of port waterfront terminals.....	31	1201	12/08	162.176	163.224	165.160	163.918	164.353
Operation of port waterfront terminals.....	31	120101	12/08	162.176	163.224	165.160	163.918	164.353
Marine cargo handling.....	31	13	12/08	127.745	127.731	128.016	128.016	129.198
Marine cargo handling.....	31	1301	12/08	127.745	127.731	128.016	128.016	129.198
Marine cargo handling.....	31	130101	12/08	127.745	127.731	128.016	128.016	129.198
Services related to air transportation.....	31	2	04/09	139.580	145.267	145.295	141.624	142.581
Other airport operations, excluding aircraft maintenance and repair.....	31	21	04/09	139.580	145.267	145.295	141.624	142.581
Other airport operations, excluding aircraft maintenance and repair.....	31	2101	04/09	139.580	145.267	145.295	141.624	142.581
Other airport operations, excluding aircraft maintenance and repair.....	31	210101	04/09	139.580	145.267	145.295	141.624	142.581
Other services related to transportation activities (partial).....	31	3	06/09	124.606	123.131	114.288	116.279	117.549
Arrangement of freight and cargo.....	31	31	12/08	125.173	122.560	106.881	110.394	112.644
Arrangement of freight and cargo.....	31	3101	12/08	125.173	122.560	106.881	110.394	112.644
Arrangement of freight and cargo.....	31	310101	12/08	125.173	122.560	106.881	110.394	112.644
Freight forwarding.....	31	32	12/08	112.472	112.471	112.484	112.502	112.502
Freight forwarding.....	31	3201	12/08	112.472	112.471	112.484	112.502	112.502
Freight forwarding.....	31	320101	12/08	112.472	112.471	112.484	112.502	112.502
Warehousing, storage, and related services.....	32	—	12/08	135.363	137.375	135.876	138.419	137.831
Warehousing, storage, and related services.....	32	1	12/08	135.363	137.375	135.876	138.419	137.831
Warehousing, storage, and related services.....	32	11	12/08	135.363	137.375	135.876	138.419	137.831
Warehousing, storage, and related services.....	32	1101	12/08	135.363	137.375	135.876	138.419	137.831
Warehousing, storage, and related services.....	32	110101	12/08	135.363	137.375	135.876	138.419	137.831
Publishing sales, excluding software.....	33	—	06/09	142.615	142.905	142.316	142.597	142.844
Book, periodical, and newspaper publishing sales and subscriptions.....	33	1	06/09	151.608	151.532	151.090	151.165	151.761
Sales of books.....	33	11		481.120	480.530	477.500	477.929	481.813
Sales of textbooks.....	33	1101		785.865	775.298	767.129	772.399	813.813

See footnotes at end of table.

Table 9. Producer price indexes for commodity and service groupings and individual items, not seasonally adjusted — Continued
 [October 2023, Index base 1982=100, unless otherwise indicated]

Title	Commodity code		Other index base	Unadjusted index ¹				
	Group code	Item code		June 2023	July 2023 ^P	Aug. 2023 ^P	Sept. 2023 ^P	Oct. 2023 ^P
Sales of textbooks.....	33	110101	06/88	501.892	495.143	489.926	493.293	519.741
Sales of technical, scientific, and professional books.....	33	1102		790.538	790.784	790.502	790.274	790.274
Sales of technical, scientific, and professional books.....	33	110201	06/88	617.430	617.621	617.401	617.223	617.223
Sales of religious books.....	33	1103		234.004	231.903	232.738	232.848	233.579
Sales of religious books.....	33	110301	06/88	177.599	176.005	176.638	176.722	177.277
Sales of general adult and juvenile books.....	33	1104		216.714	217.810	213.950	214.682	212.401
Sales of general adult and juvenile books.....	33	110402		216.714	217.810	213.950	214.682	212.401
Sales of general adult books.....	33	1104021	12/22	104.480	104.874	104.701	104.847	104.117
Sales of juvenile books.....	33	1104022	12/22	106.614	107.338	103.121	103.766	102.136
Sales of general reference books.....	33	1105		176.653	176.653	177.876	175.176	178.661
Sales of general reference books.....	33	110501	06/88	150.384	150.384	151.425	149.127	152.094
Sales and subscriptions of periodicals and newspapers.....	33	12	06/09	148.540	148.561	148.578	148.598	148.633
Sales and subscriptions of periodicals.....	33	1201	06/07	110.730	110.730	110.730	110.730	110.730
Sales and subscriptions of periodicals.....	33	120101	06/07	110.730	110.730	110.730	110.730	110.730
Newspaper subscription and single copy sales.....	33	1202		593.127	593.269	593.384	593.523	593.756
Newspaper subscription and single copy sales.....	33	120205		593.127	593.269	593.384	593.523	593.756
Newspaper subscriptions, print and online bundled.....	33	1202051	09/15	197.758	198.322	198.779	199.328	200.256
Newspaper subscriptions, print only.....	33	1202052	09/15	178.175	178.175	178.175	178.175	178.175
Greeting card publishing sales.....	33	3	12/85	239.782	240.013	239.699	239.699	239.699
Greeting card publishing sales.....	33	31	12/85	239.782	240.013	239.699	239.699	239.699
Greeting card publishing sales.....	33	3101	12/85	239.782	240.013	239.699	239.699	239.699
Greeting card publishing sales.....	33	310101	12/85	239.782	240.013	239.699	239.699	239.699
Calendars, yearbooks, and other miscellaneous publishing sales.....	33	4	12/89	222.723	222.572	219.873	221.668	221.770
Calendars, yearbooks, and other miscellaneous publishing sales.....	33	41	12/89	222.723	222.572	219.873	221.668	221.770
Calendars, yearbooks, and other miscellaneous publishing sales.....	33	4101	12/89	222.723	222.572	219.873	221.668	221.770
Calendars, yearbooks, and other miscellaneous publishing sales.....	33	410101	12/89	222.723	222.572	219.873	221.668	221.770
Directory, mailing list, and related compilations publishing sales.....	33	6	12/22	105.248	106.512	105.828	106.425	105.865
Directory, mailing list, and related compilations publishing sales.....	33	61	12/22	105.248	106.512	105.828	106.425	105.865
Directory, mailing list, and related compilations publishing sales.....	33	6101	12/22	105.248	106.512	105.828	106.425	105.865
Directory, mailing list, and related compilations publishing sales.....	33	610101	12/22	105.248	106.512	105.828	106.425	105.865
Software publishing.....	34	—	06/09	97.106	96.968	97.720	98.202	98.837
System software publishing.....	34	1	05/22	104.752	105.905	107.449	105.525	107.210
System software publishing.....	34	11	05/22	104.752	105.905	107.449	105.525	107.210
System software publishing.....	34	1101	05/22	104.752	105.905	107.449	105.525	107.210
System software publishing.....	34	110101	05/22	104.752	105.905	107.449	105.525	107.210
Application software publishing.....	34	2	06/09	105.811	104.218	104.224	107.459	107.044
Application software publishing.....	34	21	06/09	105.811	104.218	104.224	107.459	107.044
Desktop and portable device application software publishing.....	34	2101	12/08	105.317	103.599	102.862	106.551	104.556
Desktop and portable device application software publishing.....	34	210101	12/08	105.317	103.599	102.862	106.551	104.556
Application software publishing, cross-industry, vertical market, utilities, and other.....	34	2103	12/08	116.804	113.965	114.767	114.924	115.557
Application software publishing, cross-industry, vertical market, utilities, and other.....	34	210301	12/08	116.804	113.965	114.767	114.924	115.557
Application software publishing, game software.....	34	2104	12/13	82.725	84.463	83.790	94.152	93.905
Application software publishing, game software.....	34	210401	12/13	82.725	84.463	83.790	94.152	93.905
Network compensation from broadcast and cable television and radio.....	35	—	06/09	159.139	159.139	159.443	159.443	159.443
Affiliate agreements, programming sales, and retransmission fees for cable and broadcast tv.....	35	1	06/09	159.829	159.829	160.231	160.231	160.231
Affiliate agreements, programming sales, and retransmission fees for cable and broadcast tv.....	35	11	06/09	159.829	159.829	160.231	160.231	160.231
Affiliate agreements, programming sales, and retransmission fees for cable and broadcast tv.....	35	1101	12/08	162.794	162.794	163.203	163.203	163.203
Affiliate agreements, programming sales, and retransmission fees for cable and broadcast tv.....	35	110101	12/08	162.794	162.794	163.203	163.203	163.203
Affiliate agreements, programming sales, and retransmission fees for radio.....	35	2	06/09	159.747	159.747	159.747	159.747	159.747
Affiliate agreements, programming sales, and retransmission fees for radio.....	35	21	06/09	159.747	159.747	159.747	159.747	159.747
Affiliate agreements, programming sales, and network compensation for radio.....	35	2101	12/08	159.478	159.478	159.478	159.478	159.478
Affiliate agreements, programming sales, and network compensation for radio.....	35	210101	12/08	159.478	159.478	159.478	159.478	159.478
Advertising space and time sales.....	36	—	06/09	98.853	94.922	93.341	92.946	94.063
Advertising space sales in periodicals, newspapers, directories, and mailing lists.....	36	1	06/09	103.334	103.334	102.911	102.548	102.219

See footnotes at end of table.

Table 9. Producer price indexes for commodity and service groupings and individual items, not seasonally adjusted — Continued
 [October 2023, Index base 1982=100, unless otherwise indicated]

Title	Commodity code		Other index base	Unadjusted index ¹				
	Group code	Item code		June 2023	July 2023 ^P	Aug. 2023 ^P	Sept. 2023 ^P	Oct. 2023 ^P
Advertising space sales in periodicals and newspapers.....	36	11	06/09	102.785	102.785	102.292	101.862	101.479
Advertising space sales in periodicals.....	36	1101		467.966	467.966	467.966	467.966	467.966
Advertising space sales in newspapers.....	36	1102		355.607	355.607	351.751	348.397	345.400
Advertising space sales in newspapers, print only.....	36	110203	09/15	85.253	85.253	84.328	83.524	82.806
Advertising space sales in directories and mailing lists.....	36	12	12/08	110.699	110.699	110.699	110.734	110.734
Print advertising space sales in directories and mailing lists.....	36	1201	12/08	110.699	110.699	110.699	110.734	110.734
Print advertising space sales in directories and mailing lists.....	36	120101	12/08	110.699	110.699	110.699	110.734	110.734
Television advertising time sales.....	36	2	06/09	85.128	82.662	76.513	74.897	79.193
Television advertising time sales.....	36	21	06/09	85.128	82.662	76.513	74.897	79.193
Broadcast and network television advertising time sales.....	36	2101	12/08	77.386	73.716	74.517	73.315	77.425
Broadcast and network television advertising time sales.....	36	210101	12/08	77.386	73.716	74.517	73.315	77.425
Cable network advertising time sales.....	36	2102	12/08	82.582	81.279	68.112	66.060	70.605
Cable network advertising time sales.....	36	210201	12/08	82.582	81.279	68.112	66.060	70.605
Local cable system advertising time sales.....	36	2103	12/08	73.245	73.245	73.245	73.245	73.245
Local cable system advertising time sales.....	36	210301	12/08	73.245	73.245	73.245	73.245	73.245
Radio advertising time sales.....	36	3	03/09	96.967	90.926	94.742	96.453	94.664
Radio advertising time sales.....	36	31	03/09	96.967	90.926	94.742	96.453	94.664
Radio advertising time sales.....	36	3101	03/09	96.967	90.926	94.742	96.453	94.664
Radio advertising time sales.....	36	310101	03/09	96.967	90.926	94.742	96.453	94.664
Internet advertising sales.....	36	6	12/22	107.231	102.008	102.001	102.007	102.051
Internet advertising sales.....	36	61	12/22	107.231	102.008	102.001	102.007	102.051
Internet advertising sales.....	36	6101	12/22	107.231	102.008	102.001	102.007	102.051
Internet advertising sales.....	36	610101	12/22	107.231	102.008	102.001	102.007	102.051
Telecommunication, cable, and internet user services.....	37	—	06/09	112.334	112.274	112.857	112.108	111.858
Wired telephone services.....	37	1	06/09	122.110	122.742	123.564	123.662	123.464
Residential wired telephone services.....	37	11	06/09	157.699	157.558	158.288	159.014	159.246
Local residential wired telephone service.....	37	1101	12/08	157.580	157.573	158.414	158.566	158.556
Local residential wired telephone service.....	37	110101	12/08	157.580	157.573	158.414	158.566	158.556
Long distance residential wired telephone service.....	37	1102	03/09	158.934	158.475	159.048	160.732	161.352
Long distance residential wired telephone service.....	37	110201	03/09	158.934	158.475	159.048	160.732	161.352
All-distance residential wired telephone service.....	37	1103	12/11	148.643	150.651	150.900	151.419	151.954
All-distance residential wired telephone service.....	37	110301	12/11	148.643	150.651	150.900	151.419	151.954
Business wired telephone services.....	37	12	06/09	102.857	103.967	104.975	104.789	104.351
Local business wired telephone service.....	37	1201	12/08	130.764	130.722	130.193	129.799	129.028
Local business wired telephone service.....	37	120101	12/08	130.764	130.722	130.193	129.799	129.028
Long distance business wired telephone and other toll service.....	37	1202	04/09	97.807	100.623	99.443	99.153	97.851
Long distance business wired telephone and other toll service.....	37	120201	04/09	104.950	107.972	106.705	106.393	104.997
Private line wired telephone service.....	37	1204	12/11	96.465	97.085	100.094	100.056	100.246
Private line wired telephone service.....	37	120401	12/11	96.465	97.085	100.094	100.056	100.246
All-distance business wired telephone service (partial).....	37	1205	05/22	97.964	99.829	99.961	99.746	99.958
All-distance business wired telephone service.....	37	120501	05/22	97.964	99.829	99.961	99.746	99.958
Other telephone services.....	37	13	12/08	102.994	102.994	102.994	102.994	102.994
Other wired telephone services.....	37	1301	12/08	102.994	102.994	102.994	102.994	102.994
Other wired telephone services.....	37	130104	12/08	102.329	102.329	102.329	102.329	102.329
Wireless telecommunication services.....	37	2	06/09	66.474	66.473	66.757	66.757	66.755
Cellular phone and other wireless telecommunication services.....	37	21	03/09	64.942	64.940	65.218	65.217	65.216
Cellular phone and other wireless telecommunication services.....	37	2101	03/09	64.942	64.940	65.218	65.217	65.216
Cellular phone and other wireless telecommunication services.....	37	210101	03/09	64.942	64.940	65.218	65.217	65.216
Cable and satellite subscriber services.....	37	3	12/08	168.841	168.445	168.945	168.854	169.083
Cable and satellite subscriber services.....	37	31	12/08	168.841	168.445	168.945	168.854	169.083
Cable and satellite subscriber services.....	37	3101	12/08	168.841	168.445	168.945	168.854	169.083
Cable and satellite subscriber services.....	37	310101	12/08	168.841	168.445	168.945	168.854	169.083
Internet access services.....	37	4	03/09	92.134	91.940	91.454	91.295	90.978
Internet access services.....	37	41	03/09	92.134	91.940	91.454	91.295	90.978
Residential Internet access services.....	37	4102	12/11	89.765	89.581	89.626	89.641	89.686
Residential Internet access services.....	37	410201	12/11	89.765	89.581	89.626	89.641	89.686
Business Internet access services.....	37	4103	12/11	99.825	99.601	97.659	97.022	95.712
Business Internet access services.....	37	410301	12/11	99.825	99.601	97.659	97.022	95.712
Bundled wired telecommunications access services.....	37	5	12/11	128.857	128.421	129.722	126.568	125.713
Bundled wired telecommunications access services.....	37	51	12/11	128.857	128.421	129.722	126.568	125.713
Bundled wired telecommunications access services.....	37	5101	12/11	128.857	128.421	129.722	126.568	125.713
Bundled wired telecommunications access services.....	37	510101	12/11	128.857	128.421	129.722	126.568	125.713

See footnotes at end of table.

Table 9. Producer price indexes for commodity and service groupings and individual items, not seasonally adjusted — Continued
 [October 2023, Index base 1982=100, unless otherwise indicated]

Title	Commodity code		Other index base	Unadjusted index ¹				
	Group code	Item code		June 2023	July 2023 ^P	Aug. 2023 ^P	Sept. 2023 ^P	Oct. 2023 ^P
Data processing and related services.....	38	—	06/09	105.706	106.039	106.175	105.965	106.213
Data processing and related services.....	38	1	06/09	105.706	106.039	106.175	105.965	106.213
Data processing and related services.....	38	11	06/09	105.706	106.039	106.175	105.965	106.213
Hosting, ASP and other IT infrastructure provisioning services.....	38	1101	12/08	110.779	111.313	111.539	111.161	111.572
Hosting, ASP and other IT infrastructure provisioning services.....	38	110101	12/08	110.779	111.313	111.539	111.161	111.572
Business process management services (partial).....	38	1102	12/08	96.756	96.756	96.756	96.842	96.842
Business process management services (partial).....	38	110201	12/08	96.756	96.756	96.756	96.842	96.842
Data management, information transformation and other services.....	38	1103	12/08	99.488	99.544	99.544	99.544	99.544
Data management, information transformation and other services.....	38	110301	12/08	99.488	99.544	99.544	99.544	99.544
Credit intermediation services (partial).....	39	—	06/09	117.872	116.144	118.474	118.918	117.352
Loan services (partial).....	39	1	06/09	199.818	195.998	203.408	199.371	194.061
Business loans (partial).....	39	11	04/09	392.973	385.211	400.067	387.948	375.792
Business loans (partial).....	39	1101	04/09	392.973	385.211	400.067	387.948	375.792
Business loans (partial).....	39	110101	04/09	392.973	385.211	400.067	387.948	375.792
Consumer loans (partial).....	39	12	06/09	118.851	117.242	122.068	123.397	121.164
Residential real estate loans (partial).....	39	1201	04/09	142.020	140.692	145.923	149.553	147.013
Residential real estate loans, except home equity (partial).....	39	120101	04/09	106.460	105.903	106.948	111.645	110.272
Home equity loans (partial).....	39	120102	04/09	455.910	448.970	483.319	482.908	471.513
Vehicle loans (partial).....	39	1202	04/09	53.798	51.179	56.009	51.820	49.966
Vehicle loans (partial).....	39	120201	04/09	53.798	51.179	56.009	51.820	49.966
Credit cards, overdraft credit, and related plans (partial).....	39	1203	04/09	197.481	194.572	199.945	196.162	193.730
Credit cards, overdraft credit, and related plans (partial).....	39	120301	04/09	197.481	194.572	199.945	196.162	193.730
Other loans and loan services (partial).....	39	13	04/09	107.135	103.700	105.452	104.068	103.501
Other loans and loan services (partial).....	39	1301	04/09	107.135	103.700	105.452	104.068	103.501
Other loans and loan services (partial).....	39	130101	04/09	107.135	103.700	105.452	104.068	103.501
Deposit services (partial).....	39	2	04/09	69.438	69.012	67.334	71.768	72.979
Deposit services (partial).....	39	21	04/09	69.438	69.012	67.334	71.768	72.979
Deposit services (partial).....	39	2101	04/09	69.438	69.012	67.334	71.768	72.979
Deposit services (partial).....	39	210101	04/09	69.438	69.012	67.334	71.768	72.979
Other credit intermediation services, including trust services (partial).....	39	3	04/09	99.006	98.993	101.509	101.520	101.477
Other credit intermediation services, including trust services (partial).....	39	31	04/09	99.006	98.993	101.509	101.520	101.477
Other credit intermediation services, including trust services (partial).....	39	3101	04/09	99.006	98.993	101.509	101.520	101.477
Other credit intermediation services, including trust services (partial).....	39	310101	04/09	99.006	98.993	101.509	101.520	101.477
Investment services.....	40	—	06/09	221.869	229.997	233.315	233.548	228.403
Securities brokerage, dealing, investment advice, and related services.....	40	1	06/09	211.281	214.799	216.672	216.385	212.060
Securities brokerage, dealing, investment advice, and related services.....	40	11	06/09	211.281	214.799	216.672	216.385	212.060
Securities brokerage, dealing, and investment advice.....	40	1101	12/08	101.791	103.870	102.919	102.740	99.773
Securities brokerage, dealing, and investment advice.....	40	110101	12/08	101.791	103.870	102.919	102.740	99.773
Securities brokerage and dealing related services (partial).....	40	1102	12/08	749.510	757.033	787.660	787.158	783.254
Securities brokerage and dealing related services.....	40	110201	12/08	749.510	757.033	787.660	787.158	783.254
Portfolio management.....	40	2	12/08	255.692	273.856	279.395	277.812	269.637
Portfolio management.....	40	21	12/08	255.692	273.856	279.395	277.812	269.637
Portfolio management.....	40	2101	12/08	255.692	273.856	279.395	277.812	269.637
Portfolio management.....	40	210101	12/08	255.692	273.856	279.395	277.812	269.637
Investment banking.....	40	3	12/08	239.366	240.654	245.288	254.684	253.766
Investment banking.....	40	31	12/08	239.366	240.654	245.288	254.684	253.766
Investment banking.....	40	3101	12/08	239.366	240.654	245.288	254.684	253.766
Investment banking.....	40	310101	12/08	239.366	240.654	245.288	254.684	253.766
Insurance and annuities.....	41	—	06/09	131.056	131.087	131.348	131.517	131.526
Insurance.....	41	1	06/09	133.888	133.890	134.170	134.353	134.382
Insurance.....	41	11	06/09	133.888	133.890	134.170	134.353	134.382
Life insurance.....	41	1101	03/09	108.182	107.836	107.836	107.423	107.469
Life insurance.....	41	110101	03/09	108.182	107.836	107.836	107.423	107.469
Disability insurance, including accidental death.....	41	1102	03/09	101.977	101.977	101.977	101.977	101.977
Disability insurance, including accidental death.....	41	110201	03/09	101.977	101.977	101.977	101.977	101.977
Health and medical insurance.....	41	1103	03/09	148.097	148.089	148.667	148.747	148.895
Health and medical insurance.....	41	110301	03/09	148.097	148.089	148.667	148.747	148.895
Property and casualty insurance.....	41	1104	03/09	135.496	135.686	135.968	136.523	136.483
Property and casualty insurance.....	41	110401	03/09	135.496	135.686	135.968	136.523	136.483
Annuities.....	41	2	03/09	114.228	114.759	114.754	114.734	114.406
Annuities.....	41	21	03/09	114.228	114.759	114.754	114.734	114.406

See footnotes at end of table.

Table 9. Producer price indexes for commodity and service groupings and individual items, not seasonally adjusted — Continued
 [October 2023, Index base 1982=100, unless otherwise indicated]

Title	Commodity code		Other index base	Unadjusted index ¹				
	Group code	Item code		June 2023	July 2023 ^P	Aug. 2023 ^P	Sept. 2023 ^P	Oct. 2023 ^P
Annuities.....	41	2101	03/09	114.228	114.759	114.754	114.734	114.406
Annuities.....	41	210101	03/09	114.228	114.759	114.754	114.734	114.406
Commissions and fees from sales and administration of insurance policies (partial).....	42	—	06/09	110.501	110.086	110.086	110.086	110.049
Commissions from sales of insurance.....	42	1	06/09	110.501	110.086	110.086	110.086	110.049
Commissions from sales of insurance.....	42	11	06/09	110.501	110.086	110.086	110.086	110.049
Commissions from sales of life insurance and annuities.....	42	1101	06/09	104.877	104.877	104.877	104.877	104.877
Commissions from sales of life insurance and annuities.....	42	110101	06/09	104.877	104.877	104.877	104.877	104.877
Commissions from sales of health and medical insurance.....	42	1102	06/09	110.676	110.676	110.676	110.676	110.605
Commissions from sales of health and medical insurance.....	42	110201	06/09	110.676	110.676	110.676	110.676	110.605
Commissions from sales of property and casualty insurance.....	42	1103	06/09	113.745	113.075	113.075	113.075	113.035
Commissions from sales of property and casualty insurance.....	42	110301	06/09	113.745	113.075	113.075	113.075	113.035
Commissions from sales of other insurance.....	42	1104	06/09	100.720	100.786	100.786	100.786	100.786
Commissions from sales of other insurance.....	42	110401	06/09	100.720	100.786	100.786	100.786	100.786
Real estate services (partial).....	43	—	06/09	145.563	145.712	148.614	150.316	147.990
Nonresidential real estate services.....	43	1	06/09	129.130	128.547	131.706	134.128	130.719
Nonresidential real estate rents.....	43	11	06/09	129.294	128.262	132.070	134.916	130.005
Office buildings, gross rents.....	43	1101	12/08	130.277	131.179	134.921	135.455	133.263
Office buildings, gross rents.....	43	110101	12/08	130.277	131.179	134.921	135.455	133.263
Retail properties, gross rents.....	43	1102	04/09	123.133	119.688	123.616	128.870	119.862
Retail properties, gross rents.....	43	110201	04/09	123.133	119.688	123.616	128.870	119.862
Industrial buildings, gross rents.....	43	1103	04/09	113.692	113.997	114.244	113.924	114.656
Industrial buildings, gross rents.....	43	110301	04/09	113.692	113.997	114.244	113.924	114.656
Self-service storage and miniwarehouses, gross rents.....	43	1104	12/08	173.195	173.698	174.703	175.035	173.482
Self-service storage and miniwarehouses, gross rents.....	43	110401	12/08	173.195	173.698	174.703	175.035	173.482
Other nonresidential buildings, gross rents.....	43	1105	12/08	111.408	110.228	116.653	121.607	115.820
Other nonresidential buildings, gross rents.....	43	110501	12/08	111.408	110.228	116.653	121.607	115.820
Nonresidential property sales and leases including land, brokerage fees and commissions.....	43	12	12/08	142.626	141.646	142.153	142.152	141.764
Nonresidential property sales and leases including land, brokerage fees and commissions.....	43	1201	12/08	142.626	141.646	142.153	142.152	141.764
Nonresidential property sales and leases including land, brokerage fees and commissions.....	43	120101	12/08	142.626	141.646	142.153	142.152	141.764
Nonresidential property management fees.....	43	13	12/08	100.642	103.395	104.214	105.648	109.856
Nonresidential property management fees.....	43	1301	12/08	100.642	103.395	104.214	105.648	109.856
Nonresidential property management fees.....	43	130101	12/08	100.642	103.395	104.214	105.648	109.856
Residential real estate services (partial).....	43	2	06/09	175.331	177.004	179.431	179.687	179.564
Residential property sales and rental, brokerage fees and commissions.....	43	21	12/08	195.932	197.889	201.343	202.012	202.411
Residential property sales and rental, brokerage fees and commissions.....	43	2101	12/08	195.932	197.889	201.343	202.012	202.411
Residential property sales and rental, brokerage fees and commissions.....	43	210101	12/08	195.932	197.889	201.343	202.012	202.411
Residential property management fees.....	43	22	12/08	127.920	128.950	129.098	128.445	127.181
Residential property management fees.....	43	2201	12/08	127.920	128.950	129.098	128.445	127.181
Residential property management fees.....	43	220101	12/08	127.920	128.950	129.098	128.445	127.181
Real estate appraisal fees.....	43	3	12/08	118.871	118.871	118.857	118.658	118.658
Real estate appraisal fees.....	43	31	12/08	118.871	118.871	118.857	118.658	118.658
Real estate appraisal fees.....	43	3101	12/08	118.871	118.871	118.857	118.658	118.658
Real estate appraisal fees.....	43	310101	12/08	118.871	118.871	118.857	118.658	118.658
Rental and leasing of goods (partial).....	44	—	06/09	110.340	111.893	111.332	109.033	111.152
Passenger car rental.....	44	1	03/09	107.694	112.054	111.288	104.834	110.139
Passenger car rental.....	44	11	03/09	107.694	112.054	111.288	104.834	110.139
Passenger car rental.....	44	1101	03/09	107.694	112.054	111.288	104.834	110.139
Passenger car rental.....	44	110101	03/09	107.694	112.054	111.288	104.834	110.139
Truck, trailer, and RV rental and leasing.....	44	2	06/09	125.579	124.497	123.769	124.855	124.391
Truck, trailer, and RV rental and leasing.....	44	21	06/09	117.979	116.964	116.279	117.300	116.863
Truck, truck trailer and RV rental.....	44	2101	12/08	126.127	124.098	123.123	122.883	121.764
Truck, truck trailer and RV rental.....	44	210101	12/08	126.127	124.098	123.123	122.883	121.764
Truck, truck trailer and RV leasing.....	44	2102	12/08	121.341	120.974	120.445	122.450	122.469
Truck, truck trailer and RV leasing.....	44	210201	12/08	121.341	120.974	120.445	122.450	122.469
Construction, mining, and forestry machinery and equipment rental and leasing.....	44	3	03/09	105.722	105.845	105.630	105.814	106.030
Construction, mining, and forestry machinery and equipment rental and leasing.....	44	31	03/09	105.722	105.845	105.630	105.814	106.030

See footnotes at end of table.

Table 9. Producer price indexes for commodity and service groupings and individual items, not seasonally adjusted — Continued
 [October 2023, Index base 1982=100, unless otherwise indicated]

Title	Commodity code		Other index base	Unadjusted index ¹				
	Group code	Item code		June 2023	July 2023 ^P	Aug. 2023 ^P	Sept. 2023 ^P	Oct. 2023 ^P
Construction, mining, and forestry machinery and equipment rental and leasing.....	44	3101	03/09	105.722	105.845	105.630	105.814	106.030
Construction, mining, and forestry machinery and equipment rental and leasing.....	44	310101	03/09	105.722	105.845	105.630	105.814	106.030
Professional services (partial).....	45	—	06/09	138.828	139.335	139.622	139.611	140.345
Legal services.....	45	1	03/09	162.922	163.823	163.618	163.601	164.839
Legal services.....	45	11	03/09	162.922	163.823	163.618	163.601	164.839
Legal services.....	45	1101	03/09	162.922	163.823	163.618	163.601	164.839
Legal services.....	45	110101	03/09	162.922	163.823	163.618	163.601	164.839
Accounting services (partial).....	45	2	06/09	126.929	129.065	131.060	130.909	130.744
Accounting services, excluding payroll.....	45	21	06/09	126.929	129.065	131.060	130.909	130.744
Financial auditing.....	45	2101	12/08	115.211	120.017	121.047	121.178	120.562
Financial auditing.....	45	210101	12/08	115.211	120.017	121.047	121.178	120.562
Tax preparation and planning.....	45	2102	04/09	129.054	129.339	129.675	129.951	130.042
Tax preparation and planning.....	45	210201	04/09	129.054	129.339	129.675	129.951	130.042
Bookkeeping and compilation.....	45	2103	12/08	142.946	145.132	153.214	150.931	150.934
Bookkeeping and compilation.....	45	210301	12/08	142.946	145.132	153.214	150.931	150.934
Other accounting services, including billing and review (partial).....	45	2104	12/08	117.235	118.044	119.045	119.690	119.671
Other accounting services, including billing and review (partial).....	45	210401	12/08	117.235	118.044	119.045	119.690	119.671
Architectural and engineering services.....	45	3	06/09	132.183	132.409	132.351	132.351	133.615
Architectural services.....	45	31	03/09	112.883	113.142	113.042	113.042	113.838
Architectural services.....	45	3101	03/09	112.883	113.142	113.042	113.042	113.838
Architectural services.....	45	310101	03/09	112.883	113.142	113.042	113.042	113.838
Engineering services.....	45	32	03/09	135.685	135.905	135.856	135.856	137.205
Engineering services.....	45	3201	03/09	135.685	135.905	135.856	135.856	137.205
Engineering services.....	45	320101	03/09	135.685	135.905	135.856	135.856	137.205
Management, scientific, and technical consulting services.....	45	4	06/09	119.050	117.552	117.721	117.776	118.020
Management consulting services.....	45	41	06/09	119.050	117.552	117.721	117.776	118.020
Administrative and general management consulting services.....	45	4101	12/08	142.749	139.703	139.726	139.768	139.911
Administrative and general management consulting services.....	45	410101	12/08	142.749	139.703	139.726	139.768	139.911
Human resources consulting services.....	45	4102	12/08	110.072	110.232	110.349	110.464	112.081
Human resources consulting services.....	45	410201	12/08	110.072	110.232	110.349	110.464	112.081
Marketing consulting services.....	45	4103	12/08	64.804	64.766	64.767	64.771	64.773
Marketing consulting services.....	45	410301	12/08	64.804	64.766	64.767	64.771	64.773
Process, physical distribution, and logistics consulting services.....	45	4104	12/08	115.382	116.617	118.377	118.652	119.247
Process, physical distribution, and logistics consulting services.....	45	410401	12/08	115.382	116.617	118.377	118.652	119.247
Advertising and related services (partial).....	45	5	12/08	118.036	117.995	117.986	118.015	117.963
Advertising agency services.....	45	51	12/08	118.036	117.995	117.986	118.015	117.963
Advertising agency services.....	45	5101	12/08	118.036	117.995	117.986	118.015	117.963
Advertising agency services.....	45	510101	12/08	118.036	117.995	117.986	118.015	117.963
Information technology (IT) technical support and consulting services (partial).....	45	6	12/08	119.903	125.657	127.237	127.429	126.995
Information technology (IT) technical support and consulting services (partial).....	45	61	12/08	119.903	125.657	127.237	127.429	126.995
Information technology (IT) technical support and consulting services (partial).....	45	6101	12/08	119.903	125.657	127.237	127.429	126.995
Information technology (IT) technical support and consulting services (partial).....	45	610101	12/08	119.903	125.657	127.237	127.429	126.995
Employment services.....	46	—	06/09	129.590	129.738	129.304	128.398	128.524
Permanent placement services.....	46	1	03/09	128.468	131.354	129.914	130.435	129.924
Permanent placement services.....	46	11	03/09	128.468	131.354	129.914	130.435	129.924
Employment placement services.....	46	1101	03/09	128.468	131.354	129.914	130.435	129.924
Employment placement services.....	46	110101	03/09	128.468	131.354	129.914	130.435	129.924
Executive search services.....	46	2	12/08	103.338	103.694	106.546	108.269	104.803
Executive search services.....	46	21	12/08	103.338	103.694	106.546	108.269	104.803
Executive search services.....	46	2101	12/08	103.338	103.694	106.546	108.269	104.803
Executive search services.....	46	210101	12/08	103.338	103.694	106.546	108.269	104.803
Staffing services.....	46	3	06/09	130.195	130.228	129.773	128.758	128.979
Temporary help services.....	46	31	03/09	140.440	140.504	139.614	137.627	137.989
Temporary help services.....	46	3101	03/09	140.440	140.504	139.614	137.627	137.989
Temporary help services.....	46	310101	03/09	140.440	140.504	139.614	137.627	137.989
Co-employment staffing services.....	46	32	12/08	120.050	120.050	120.050	120.050	120.123
Co-employment staffing services.....	46	3201	12/08	120.050	120.050	120.050	120.050	120.123

See footnotes at end of table.

Table 9. Producer price indexes for commodity and service groupings and individual items, not seasonally adjusted — Continued
 [October 2023, Index base 1982=100, unless otherwise indicated]

Title	Commodity code		Other index base	Unadjusted index ¹				
	Group code	Item code		June 2023	July 2023 ^P	Aug. 2023 ^P	Sept. 2023 ^P	Oct. 2023 ^P
Co-employment staffing services.....	46	320101	12/08	120.050	120.050	120.050	120.050	120.123
Travel arrangement services (partial).....	47	—	06/09	103.928	104.902	107.463	106.941	106.304
Arrangement of flights (partial).....	47	1	06/09	99.465	101.339	101.967	101.294	99.612
Arrangement of international flights.....	47	11	12/08	108.161	110.685	111.835	110.406	107.720
Arrangement of international flights.....	47	1101	12/08	108.161	110.685	111.835	110.406	107.720
Arrangement of international flights.....	47	110101	12/08	108.161	110.685	111.835	110.406	107.720
Arrangement of domestic flights.....	47	12	12/08	80.520	81.423	81.343	81.678	81.395
Arrangement of domestic flights (partial).....	47	1201	12/08	80.520	81.423	81.343	81.678	81.395
Arrangement of domestic flights.....	47	120101	12/08	80.520	81.423	81.343	81.678	81.395
Arrangement of vehicle rentals and lodging.....	47	2	12/08	100.949	99.868	100.242	100.055	99.299
Arrangement of vehicle rentals and lodging.....	47	21	12/08	100.949	99.868	100.242	100.055	99.299
Arrangement of vehicle rentals and lodging (partial).....	47	2101	12/08	100.949	99.868	100.242	100.055	99.299
Arrangement of vehicle rentals and lodging.....	47	210101	12/08	100.949	99.868	100.242	100.055	99.299
Arrangement of cruises and tours.....	47	3	12/08	110.143	111.871	112.884	112.420	113.273
Arrangement of cruises and tours.....	47	31	12/08	110.143	111.871	112.884	112.420	113.273
Arrangement of cruises and tours.....	47	3101	12/08	110.143	111.871	112.884	112.420	113.273
Arrangement of cruises and tours.....	47	310101	12/08	110.143	111.871	112.884	112.420	113.273
Other travel arrangements (partial).....	47	4	12/08	116.541	116.541	125.427	124.888	124.888
Other travel arrangements (partial).....	47	41	12/08	116.541	116.541	125.427	124.888	124.888
Other travel arrangements (partial).....	47	4101	12/08	116.541	116.541	125.427	124.888	124.888
Other travel arrangements (partial).....	47	410101	12/08	116.541	116.541	125.427	124.888	124.888
Selected security services (partial).....	48	—	03/09	145.580	145.832	149.631	149.452	150.660
Security guard services.....	48	1	03/09	145.580	145.832	149.631	149.452	150.660
Security guard services.....	48	11	03/09	145.580	145.832	149.631	149.452	150.660
Security guard services.....	48	1101	03/09	145.580	145.832	149.631	149.452	150.660
Security guard services.....	48	110101	03/09	145.580	145.832	149.631	149.452	150.660
Cleaning and building maintenance services (partial).....	49	—	03/09	126.281	126.208	126.204	122.925	122.789
Janitorial services.....	49	1	03/09	126.281	126.208	126.204	122.925	122.789
Janitorial services.....	49	11	03/09	126.281	126.208	126.204	122.925	122.789
Janitorial services.....	49	1101	03/09	126.281	126.208	126.204	122.925	122.789
Janitorial services.....	49	110101	03/09	126.281	126.208	126.204	122.925	122.789
Waste collection and remediation services (partial).....	50	—	12/08	167.537	167.392	169.585	171.010	171.043
Waste collection.....	50	1	12/08	167.537	167.392	169.585	171.010	171.043
Solid waste collection.....	50	11	12/08	167.537	167.392	169.585	171.010	171.043
Solid waste collection.....	50	1101	12/08	167.537	167.392	169.585	171.010	171.043
Solid waste collection.....	50	110101	12/08	167.537	167.392	169.585	171.010	171.043
Health care services.....	51	—	06/09	135.162	136.052	136.140	136.303	137.292
Outpatient care (partial).....	51	1	06/09	127.823	128.722	128.840	129.084	129.485
Outpatient care (partial).....	51	11	06/09	127.823	128.722	128.840	129.084	129.485
Physician care.....	51	1101	03/09	116.557	116.841	116.850	116.860	116.970
Medicare patients: physician care.....	51	110102	06/14	106.419	106.401	106.401	106.401	106.462
Medicaid patients: physician care.....	51	110103	06/14	89.347	90.022	90.033	90.033	90.091
Private insurance patients: physician care.....	51	110104	06/14	111.027	111.371	111.373	111.385	111.524
All other patients: physician care.....	51	110105	06/14	115.618	115.609	115.665	115.704	115.797
Medical laboratory and diagnostic imaging center care.....	51	1102	03/09	95.139	95.199	95.283	95.323	95.323
Medical laboratory care.....	51	110201	03/09	90.907	90.879	91.001	91.059	91.059
Medicare patients: medical laboratory care.....	51	1102011	06/14	79.423	79.423	79.423	79.423	79.423
Medicaid patients: medical laboratory care.....	51	1102012	06/14	95.625	95.625	95.625	95.625	95.625
Private insurance patients: medical laboratory care.....	51	1102013	06/14	98.123	98.070	98.302	98.413	98.413
All other patients: medical laboratory care.....	51	1102014	06/14	103.207	103.207	103.207	103.207	103.207
Diagnostic imaging center care.....	51	110202	03/09	101.912	102.159	102.159	102.159	102.159
Medicare and Medicaid patients: diagnostic imaging center care.....	51	1102021	06/14	91.903	91.903	91.903	91.903	91.903
Private insurance and all other patients: diagnostic imaging center care.....	51	1102024	06/14	104.575	104.908	104.908	104.908	104.908
Home health and hospice care.....	51	1103	12/08	126.309	126.719	127.493	128.075	128.767
Home health and hospice care.....	51	110301	12/08	126.309	126.719	127.493	128.075	128.767
Medicare and Medicaid patients: home health and hospice care.....	51	11030101	12/08	119.744	120.318	121.032	121.687	122.289
Medicare patients: home health and hospice care.....	51	110301011	12/08	110.524	110.524	110.524	110.524	111.723
Medicaid patients: home health and hospice care.....	51	110301012	12/08	128.797	129.881	131.230	132.468	132.549
Private insurance and all other patients: home health and hospice care.....	51	11030102	12/08	146.507	146.505	147.595	148.067	148.067
Private insurance patients: home health and hospice care.....	51	110301021	06/14	109.336	109.336	109.336	112.770	112.770

See footnotes at end of table.

Table 9. Producer price indexes for commodity and service groupings and individual items, not seasonally adjusted — Continued
 [October 2023, Index base 1982=100, unless otherwise indicated]

Title	Commodity code		Other index base	Unadjusted index ¹				
	Group code	Item code		June 2023	July 2023 ^P	Aug. 2023 ^P	Sept. 2023 ^P	Oct. 2023 ^P
All other patients: home health and hospice care.....	51	110301022	06/14	153.972	153.970	155.246	155.246	155.246
Hospital outpatient care.....	51	1104	12/08	147.480	149.613	149.548	150.084	150.950
Hospital outpatient care.....	51	110401	12/08	147.480	149.613	149.548	150.084	150.950
Hospital outpatient care, general medical & surgical hospitals.....	51	1104011	12/08	147.336	149.514	149.446	150.010	150.920
Medicare patients: hospital outpatient care, general medical and surgical hospitals.....	51	11040111	06/14	115.062	115.062	115.067	115.067	115.345
Medicaid patients: hospital outpatient care, general medical and surgical hospitals.....	51	11040112	06/14	97.045	106.380	106.380	106.380	106.380
Private insurance and all other patients: outpatient care, gen. medical and surgical hospitals.....	51	11040113	06/14	132.227	133.890	133.793	134.578	135.703
Dental care.....	51	1105	06/10	131.031	131.031	131.674	131.674	131.623
Private insurance patients: dental care.....	51	110502	06/14	119.247	119.247	119.769	119.769	119.726
Private insurance patients: dental visits and consultations.....	51	1105021	06/14	130.965	130.965	132.216	132.216	132.108
Private insurance patients: dental surgical intervention services.....	51	1105022	06/14	114.204	114.204	114.204	114.204	114.204
Private insurance patients: dental non-surgical intervention services.....	51	1105023	06/14	113.275	113.275	113.461	113.461	113.449
Medicare, Medicaid and all other patients: dental care.....	51	110503	06/14	126.234	126.234	126.939	126.939	126.885
Medicare, Medicaid and all other patients: dental visits and consultations.....	51	1105031	06/14	128.772	128.772	130.220	130.220	130.084
Medicare, Medicaid and all other patients: dental surgical intervention services.....	51	1105032	06/14	112.531	112.531	112.531	112.531	112.531
Medicare and Medicaid and all other patients: dental non-surgical intervention services.....	51	1105033	06/14	128.783	128.783	129.222	129.222	129.204
Inpatient care.....	51	2	06/09	146.544	147.396	147.422	147.436	149.608
Inpatient care.....	51	21	06/09	146.544	147.396	147.422	147.436	149.608
Hospital inpatient care.....	51	2101	12/08	148.111	148.318	148.214	148.325	150.782
Hospital inpatient care.....	51	210101	12/08	148.111	148.318	148.214	148.325	150.782
Hospital inpatient care, general medical and surgical hospitals.....	51	2101011	12/08	149.688	149.876	149.802	149.927	152.301
Medicare patients: hospital inpatient care, general medical and surgical hospitals.....	51	21010111	06/14	118.370	118.569	118.568	118.568	122.184
Medicaid patients: hospital inpatient care, general medical and surgical hospitals.....	51	21010112	06/14	115.799	112.878	112.736	112.736	112.736
Private insur. & all other patients: hospital inpatient, general medical and surgical hospitals.....	51	21010113	06/14	138.704	139.888	139.797	140.033	141.332
Private insurance patients: hospital inpatient care, general medical and surgical hospitals.....	51	210101131	06/14	138.271	139.583	139.482	139.743	141.183
All other patients: hospital inpatient care, general medical and surgical hospitals.....	51	210101132	06/14	144.332	144.332	144.332	144.332	144.332
Hospital inpatient care, psychiatric & substance abuse hospitals.....	51	2101012	12/08	132.421	132.947	132.788	132.788	132.788
Hospital inpatient care, specialty hospitals.....	51	2101013	12/08	126.603	126.938	126.114	125.999	133.385
Medicare patients: hospital inpatient care, specialty hospitals.....	51	21010131	06/14	114.609	114.033	114.024	114.166	116.384
Medicaid patients: hospital inpatient care, specialty hospitals.....	51	21010132	06/14	116.231	116.943	115.640	113.145	149.688
Private insurance and all other patients: hospital inpatient care, specialty hospitals.....	51	21010133	06/14	109.067	109.977	108.808	109.201	110.612
Nursing home care.....	51	2102	12/08	144.673	147.190	147.692	147.325	148.996
Nursing home care.....	51	210201	12/08	144.673	147.190	147.692	147.325	148.996
Medicare and Medicaid patients: Nursing home care.....	51	21020101	12/08	141.030	144.331	144.806	144.099	146.736
Medicaid patients: Nursing home care.....	51	210201011	06/12	143.772	149.239	150.025	148.854	149.656
Medicare patients: Nursing home care.....	51	210201012	06/12	119.302	119.302	119.302	119.304	124.042
Private insurance and all other patients: Nursing home care.....	51	21020102	12/08	150.451	152.254	152.854	152.890	153.267
Private insurance patients: Nursing home care.....	51	210201021	06/14	106.407	107.330	107.330	107.330	107.330
All other patients: Nursing home care.....	51	210201022	06/14	135.049	136.759	137.409	137.448	137.856
Intellectual and developmental disability center care.....	51	2103	12/08	185.885	190.948	190.943	191.147	191.161
Intellectual and developmental disability center care.....	51	210301	12/08	185.885	190.948	190.943	191.147	191.161
Medicaid patients: Intellectual and developmental disability center care.....	51	21030101	06/14	144.128	147.572	147.567	147.765	147.779
Medicare, private ins. & all other patients: Intellectual & develop. disability center care.....	51	21030102	06/14	150.622	156.714	156.714	156.714	156.714
Sales of blood and blood products, organs, and tissues.....	51	3	03/09	118.578	119.258	119.308	118.458	118.720
Sales of blood and blood products, organs, and tissues.....	51	31	03/09	118.578	119.258	119.308	118.458	118.720
Sales of blood and blood products, organs, and tissues.....	51	3101	03/09	118.578	119.258	119.308	118.458	118.720
Sales of blood and blood products, organs, and tissues.....	51	310101	03/09	118.578	119.258	119.308	118.458	118.720
Accommodation services.....	53	—	06/09	150.144	150.314	145.268	146.063	143.278
Traveler accommodation services.....	53	1	06/09	150.144	150.314	145.268	146.063	143.278
Traveler accommodation services.....	53	11	06/09	150.144	150.314	145.268	146.063	143.278
Guestroom or unit rental.....	53	1101	03/09	155.865	156.073	150.310	151.201	148.114
Guestroom or unit rental.....	53	110101	03/09	155.865	156.073	150.310	151.201	148.114
Other traveler accommodation services.....	53	1102	03/09	141.897	141.669	143.317	143.270	143.028
Other traveler accommodation services.....	53	110201	03/09	141.897	141.669	143.317	143.270	143.028
Food and beverage for immediate consumption services (partial).....	54	—	06/09	129.853	130.077	131.040	131.369	131.253
Food and beverage for immediate consumption services (partial).....	54	1	06/09	129.853	130.077	131.040	131.369	131.253

See footnotes at end of table.

Table 9. Producer price indexes for commodity and service groupings and individual items, not seasonally adjusted — Continued
 [October 2023, Index base 1982=100, unless otherwise indicated]

Title	Commodity code		Other index base	Unadjusted index ¹				
	Group code	Item code		June 2023	July 2023 ^P	Aug. 2023 ^P	Sept. 2023 ^P	Oct. 2023 ^P
Food and nonalcoholic beverages for immediate consumption (partial).....	54	11	04/09	124.027	124.296	125.391	125.567	125.405
Food and nonalcoholic beverages for immediate consumption (partial)....	54	1101	04/09	124.027	124.296	125.391	125.567	125.405
Food and nonalcoholic beverages for immediate consumption (partial)..	54	110101	04/09	124.027	124.296	125.391	125.567	125.405
Alcoholic beverages for immediate consumption (partial).....	54	12	12/08	166.701	166.643	166.790	168.080	168.248
Alcoholic beverages for immediate consumption (partial).....	54	1201	12/08	166.701	166.643	166.790	168.080	168.248
Alcoholic beverages for immediate consumption (partial).....	54	120101	12/08	166.701	166.643	166.790	168.080	168.248
Repair and maintenance services (partial).....	55	—	06/09	151.895	152.477	154.508	154.567	154.637
Commercial and industrial machinery and equipment repair and maintenance.....	55	1	03/09	154.593	155.981	155.994	158.706	158.706
Commercial and industrial machinery and equipment repair and maintenance.....	55	11	03/09	154.593	155.981	155.994	158.706	158.706
Commercial machinery repair and maintenance.....	55	1101	03/09	154.593	155.981	155.994	158.706	158.706
Commercial machinery repair and maintenance.....	55	110101	03/09	154.593	155.981	155.994	158.706	158.706
Motor vehicle repair and maintenance (partial).....	55	2	12/08	158.899	158.557	164.384	160.731	160.817
Motor vehicle repair and maintenance (partial).....	55	21	12/08	158.899	158.557	164.384	160.731	160.817
Motor vehicle repair and maintenance (partial).....	55	2101	12/08	158.899	158.557	164.384	160.731	160.817
Motor vehicle repair and maintenance (partial).....	55	210101	12/08	158.899	158.557	164.384	160.731	160.817
Ship repair and maintenance.....	55	3	06/09	131.541	131.541	133.097	133.120	133.120
Ship repair and maintenance.....	55	31	06/09	131.541	131.541	133.097	133.120	133.120
Ship repair, military.....	55	3101	12/08	117.372	117.372	117.666	117.666	117.666
Ship repair, military.....	55	310101	12/08	117.372	117.372	117.666	117.666	117.666
Ship repair, nonmilitary.....	55	3102	12/08	167.370	167.370	171.599	171.670	171.670
Ship repair, nonmilitary.....	55	310201	12/08	167.370	167.370	171.599	171.670	171.670
Aircraft repair and maintenance.....	55	4	04/09	142.429	142.894	143.196	143.289	143.564
Aircraft repair and maintenance.....	55	41	04/09	142.429	142.894	143.196	143.289	143.564
Aircraft repair and maintenance.....	55	4101	04/09	142.429	142.894	143.196	143.289	143.564
Aircraft repair and maintenance.....	55	410101	04/09	142.429	142.894	143.196	143.289	143.564
Entertainment services (partial).....	56	—	06/09	125.329	125.212	123.885	124.185	126.292
Membership dues and admissions and recreation facility use fees (partial)...	56	1	06/09	139.986	140.667	138.766	138.824	141.340
Membership dues and admissions and recreation facility use fees (partial)...	56	11	06/09	139.986	140.667	138.766	138.824	141.340
Membership dues.....	56	1101	04/09	127.926	128.133	128.133	128.131	128.342
Membership dues, golf courses and country clubs.....	56	110101	04/09	161.921	162.473	162.473	162.429	162.429
Membership dues, fitness and recreational sports centers.....	56	110102	04/09	108.315	108.356	108.356	108.374	108.676
Admissions and recreational facilities use fees (partial).....	56	1102	12/08	159.661	161.303	155.527	155.707	162.914
Admissions and recreational facilities use fees, golf courses and country clubs.....	56	110201	12/08	114.426	114.523	114.340	114.340	114.700
Admissions and recreational facilities use fees, fitness and recreational sports centers.....	56	110202	12/08	153.169	154.918	154.918	154.918	154.918
Admissions and recreational facilities use fees, amusement and theme parks.....	56	110203	12/08	195.188	198.024	184.651	185.072	201.646
Recreational activity instruction fees (partial).....	56	2	12/08	123.096	123.359	123.359	123.359	123.359
Recreational activity instruction fees (partial).....	56	21	12/08	123.096	123.359	123.359	123.359	123.359
Recreational activity instruction fees (partial).....	56	2101	12/08	123.096	123.359	123.359	123.359	123.359
Recreational activity instruction fees (partial).....	56	210101	12/08	123.096	123.359	123.359	123.359	123.359
Gaming receipts (partial).....	56	3	12/08	111.371	110.250	109.439	110.069	111.961
Gaming receipts (partial).....	56	31	12/08	111.371	110.250	109.439	110.069	111.961
Gaming receipts (partial).....	56	3101	12/08	111.371	110.250	109.439	110.069	111.961
Gaming receipts (partial).....	56	310101	12/08	111.371	110.250	109.439	110.069	111.961
Wholesale trade services.....	57	—	06/09	156.518	162.316	161.768	161.552	162.029
Machinery and equipment and parts and supplies wholesaling.....	57	1	06/09	162.644	168.511	170.424	171.142	168.787
Machinery and equipment and parts and supplies wholesaling.....	57	11	06/09	162.644	168.511	170.424	171.142	168.787
Parts and supplies for machinery and equipment wholesaling.....	57	1102	03/09	186.266	187.170	191.362	191.436	191.551
Parts and supplies for machinery and equipment wholesaling.....	57	110201	03/09	186.266	187.170	191.362	191.436	191.551
Machinery and vehicle wholesaling.....	57	1103	05/19	120.130	128.849	129.471	130.454	126.704
Machinery and vehicle wholesaling.....	57	110301	05/19	120.130	128.849	129.471	130.454	126.704
Professional and commercial equipment wholesaling.....	57	1104	05/19	102.725	101.107	101.891	102.011	102.751
Professional and commercial equipment wholesaling.....	57	110401	05/19	102.725	101.107	101.891	102.011	102.751
Furnishings wholesaling.....	57	2	03/09	135.576	136.179	136.300	135.293	135.242
Furnishings wholesaling.....	57	21	03/09	135.576	136.179	136.300	135.293	135.242
Furnishings wholesaling.....	57	2101	03/09	135.576	136.179	136.300	135.293	135.242
Furnishings wholesaling.....	57	210101	03/09	135.576	136.179	136.300	135.293	135.242
Building materials, paint, and hardware wholesaling.....	57	3	03/09	133.195	132.141	132.579	132.790	133.978

See footnotes at end of table.

Table 9. Producer price indexes for commodity and service groupings and individual items, not seasonally adjusted — Continued
 [October 2023, Index base 1982=100, unless otherwise indicated]

Title	Commodity code		Other index base	Unadjusted index ¹				
	Group code	Item code		June 2023	July 2023 ^P	Aug. 2023 ^P	Sept. 2023 ^P	Oct. 2023 ^P
Building materials, paint, and hardware wholesaling.....	57	31	03/09	133.195	132.141	132.579	132.790	133.978
Building materials, paint, and hardware wholesaling.....	57	3101	03/09	133.195	132.141	132.579	132.790	133.978
Building materials, paint, and hardware wholesaling.....	57	310101	03/09	133.195	132.141	132.579	132.790	133.978
Metals, minerals, and ores wholesaling.....	57	4	03/09	276.596	267.490	250.797	237.315	244.865
Metals, minerals, and ores wholesaling.....	57	41	03/09	276.596	267.490	250.797	237.315	244.865
Metals, minerals, and ores wholesaling.....	57	4101	03/09	276.596	267.490	250.797	237.315	244.865
Metals, minerals, and ores wholesaling.....	57	410101	03/09	276.596	267.490	250.797	237.315	244.865
Chemicals and allied products wholesaling.....	57	5	03/09	118.913	128.739	125.032	122.104	130.305
Chemicals and allied products wholesaling.....	57	51	03/09	118.913	128.739	125.032	122.104	130.305
Chemicals and allied products wholesaling.....	57	5101	03/09	118.913	128.739	125.032	122.104	130.305
Chemicals and allied products wholesaling.....	57	510101	03/09	118.913	128.739	125.032	122.104	130.305
Paper and plastics products wholesaling.....	57	6	03/09	206.279	202.655	208.267	206.291	205.612
Paper and plastics products wholesaling.....	57	61	03/09	206.279	202.655	208.267	206.291	205.612
Paper and plastics products wholesaling.....	57	6101	03/09	206.279	202.655	208.267	206.291	205.612
Paper and plastics products wholesaling.....	57	610101	03/09	206.279	202.655	208.267	206.291	205.612
Apparel wholesaling.....	57	7	03/09	130.394	127.379	134.778	137.924	137.195
Apparel wholesaling.....	57	71	03/09	130.394	127.379	134.778	137.924	137.195
Apparel wholesaling.....	57	7101	03/09	130.394	127.379	134.778	137.924	137.195
Apparel wholesaling.....	57	710101	03/09	130.394	127.379	134.778	137.924	137.195
Food and alcohol wholesaling.....	57	8	06/09	138.996	144.268	143.397	142.876	140.321
Food and alcohol wholesaling.....	57	81	06/09	138.996	144.268	143.397	142.876	140.321
Food wholesaling.....	57	8101	03/09	135.563	141.445	140.442	139.800	136.955
Food wholesaling.....	57	810101	03/09	135.563	141.445	140.442	139.800	136.955
Alcohol wholesaling.....	57	8102	02/09	153.696	153.614	153.875	154.364	154.370
Alcohol wholesaling.....	57	810201	02/09	153.696	153.614	153.875	154.364	154.370
Other commodities wholesaling.....	57	9	03/09	160.611	169.359	167.049	168.538	170.211
Other commodities wholesaling.....	57	91	03/09	160.611	169.359	167.049	168.538	170.211
Other commodities wholesaling.....	57	9101	03/09	160.611	169.359	167.049	168.538	170.211
Other commodities wholesaling.....	57	910101	03/09	160.611	169.359	167.049	168.538	170.211
Retail trade services.....	58	—	06/09	153.247	151.130	152.779	153.422	152.670
Food and alcohol retailing.....	58	1	03/09	179.519	176.709	178.401	177.515	176.882
Food and alcohol retailing.....	58	11	03/09	179.519	176.709	178.401	177.515	176.882
Food retailing.....	58	1102	09/15	144.460	142.260	143.748	142.954	144.034
Food retailing.....	58	110201	09/15	144.460	142.260	143.748	142.954	144.034
Alcohol retailing.....	58	1103	09/15	127.844	125.475	125.924	125.778	115.827
Alcohol retailing.....	58	110301	09/15	127.844	125.475	125.924	125.778	115.827
Health and beauty care retailing, including optical goods.....	58	2	03/09	143.281	143.791	144.577	146.317	142.880
Health and beauty care retailing, including optical goods.....	58	21	03/09	143.281	143.791	144.577	146.317	142.880
Health and beauty care retailing, including optical goods.....	58	2101	03/09	143.281	143.791	144.577	146.317	142.880
Health and beauty care retailing, including optical goods.....	58	210101	03/09	143.281	143.791	144.577	146.317	142.880
Apparel, jewelry, footwear, and accessories retailing.....	58	3	06/09	122.746	120.097	124.867	133.395	134.989
Apparel, jewelry, footwear, and accessories retailing.....	58	31	06/09	122.746	120.097	124.867	133.395	134.989
Apparel, footwear, and accessories retailing.....	58	3101	03/09	117.438	114.207	119.692	129.671	131.133
Apparel, footwear, and accessories retailing.....	58	310101	03/09	117.438	114.207	119.692	129.671	131.133
Jewelry retailing.....	58	3102	03/09	139.932	141.884	140.745	137.489	139.752
Jewelry retailing.....	58	310201	03/09	139.932	141.884	140.745	137.489	139.752
Computer hardware, software, and supplies retailing.....	58	4	03/09	75.740	75.609	75.361	76.435	74.924
Computer hardware, software, and supplies retailing.....	58	41	03/09	75.740	75.609	75.361	76.435	74.924
Computer hardware, software, and supplies retailing.....	58	4101	03/09	75.740	75.609	75.361	76.435	74.924
Computer hardware, software, and supplies retailing.....	58	410101	03/09	75.740	75.609	75.361	76.435	74.924
TV, video, and photographic equipment and supplies retailing.....	58	5	03/09	58.228	55.771	53.979	55.249	59.751
TV, video, and photographic equipment and supplies retailing.....	58	51	03/09	58.228	55.771	53.979	55.249	59.751
TV, video, and photographic equipment and supplies retailing.....	58	5101	03/09	58.228	55.771	53.979	55.249	59.751
TV, video, and photographic equipment and supplies retailing.....	58	510101	03/09	58.228	55.771	53.979	55.249	59.751
Automobiles and automobile parts retailing.....	58	6	06/09	171.877	168.876	168.819	166.604	162.345
Automobiles and automobile parts retailing.....	58	61	06/09	171.877	168.876	168.819	166.604	162.345
Automobile retailing (Partial).....	58	6101	03/09	184.898	180.113	179.585	176.997	171.958
Automobile retailing (Partial).....	58	610101	03/09	184.898	180.113	179.585	176.997	171.958
Automotive parts, including tires, retailing.....	58	6102	03/09	150.931	151.906	152.938	151.471	148.789
Automotive parts, including tires, retailing.....	58	610201	03/09	150.931	151.906	152.938	151.471	148.789

See footnotes at end of table.

Table 9. Producer price indexes for commodity and service groupings and individual items, not seasonally adjusted — Continued
 [October 2023, Index base 1982=100, unless otherwise indicated]

Title	Commodity code		Other index base	Unadjusted index ¹				
	Group code	Item code		June 2023	July 2023 ^P	Aug. 2023 ^P	Sept. 2023 ^P	Oct. 2023 ^P
RVs, trailers, and campers retailing.....	58	8	03/09	139.281	141.617	132.509	126.214	130.922
RVs, trailers, and campers retailing.....	58	81	03/09	139.281	141.617	132.509	126.214	130.922
RVs, trailers, and campers retailing.....	58	8101	03/09	139.281	141.617	132.509	126.214	130.922
RVs, trailers, and campers retailing.....	58	810101	03/09	139.281	141.617	132.509	126.214	130.922
Sporting goods, including boats, retailing.....	58	9	03/09	121.690	120.082	123.880	122.304	124.627
Sporting goods, including boats, retailing.....	58	91	03/09	121.690	120.082	123.880	122.304	124.627
Sporting goods, including boats, retailing.....	58	9101	03/09	121.690	120.082	123.880	122.304	124.627
Sporting goods, including boats, retailing.....	58	910101	03/09	121.690	120.082	123.880	122.304	124.627
Lawn, garden, and farm equipment and supplies retailing.....	58	A	03/09	175.373	179.784	179.586	182.654	182.030
Lawn, garden, and farm equipment and supplies retailing.....	58	A1	03/09	175.373	179.784	179.586	182.654	182.030
Lawn, garden, and farm equipment and supplies retailing.....	58	A101	03/09	175.373	179.784	179.586	182.654	182.030
Lawn, garden, and farm equipment and supplies retailing.....	58	A10101	03/09	175.373	179.784	179.586	182.654	182.030
Furniture retailing.....	58	B	03/09	154.430	150.089	146.529	146.087	142.647
Furniture retailing.....	58	B1	03/09	154.430	150.089	146.529	146.087	142.647
Furniture retailing.....	58	B101	03/09	154.430	150.089	146.529	146.087	142.647
Furniture retailing.....	58	B10101	03/09	154.430	150.089	146.529	146.087	142.647
Flooring and floor coverings retailing.....	58	C	03/09	133.224	132.722	130.870	131.521	130.479
Flooring and floor coverings retailing.....	58	C1	03/09	133.224	132.722	130.870	131.521	130.479
Flooring and floor coverings retailing.....	58	C101	03/09	133.224	132.722	130.870	131.521	130.479
Flooring and floor coverings retailing.....	58	C10101	03/09	133.224	132.722	130.870	131.521	130.479
Hardware and building materials and supplies retailing.....	58	D	03/09	161.680	169.991	171.659	175.144	174.258
Hardware and building materials and supplies retailing.....	58	D1	03/09	161.680	169.991	171.659	175.144	174.258
Hardware and building materials and supplies retailing.....	58	D101	03/09	161.680	169.991	171.659	175.144	174.258
Hardware and building materials and supplies retailing.....	58	D10101	03/09	161.680	169.991	171.659	175.144	174.258
Major household appliance retailing.....	58	E	03/09	128.978	126.419	131.144	134.121	124.498
Major household appliance retailing.....	58	E1	03/09	128.978	126.419	131.144	134.121	124.498
Major household appliance retailing.....	58	E101	03/09	128.978	126.419	131.144	134.121	124.498
Major household appliance retailing.....	58	E10101	03/09	128.978	126.419	131.144	134.121	124.498
Fuels and lubricants retailing.....	58	F	06/09	268.326	245.523	258.723	246.523	258.799
Fuels and lubricants retailing.....	58	F1	06/09	268.326	245.523	258.723	246.523	258.799
Automotive fuels and lubricants retailing.....	58	F101	03/09	341.381	313.209	336.201	325.445	338.289
Automotive fuels and lubricants retailing.....	58	F10101	03/09	341.381	313.209	336.201	325.445	338.289
Household fuels retailing.....	58	F102	03/09	173.377	156.551	149.619	129.847	144.699
Household fuels retailing.....	58	F10201	03/09	173.377	156.551	149.619	129.847	144.699
Cleaning supplies and paper products retailing.....	58	G	03/09	207.628	199.973	208.108	210.058	211.541
Cleaning supplies and paper products retailing.....	58	G1	03/09	207.628	199.973	208.108	210.058	211.541
Cleaning supplies and paper products retailing.....	58	G101	03/09	207.628	199.973	208.108	210.058	211.541
Cleaning supplies and paper products retailing.....	58	G10101	03/09	207.628	199.973	208.108	210.058	211.541
Book retailing.....	58	H	03/09	136.091	137.260	136.457	137.380	138.338
Book retailing.....	58	H1	03/09	136.091	137.260	136.457	137.380	138.338
Book retailing.....	58	H101	03/09	136.091	137.260	136.457	137.380	138.338
Book retailing.....	58	H10101	03/09	136.091	137.260	136.457	137.380	138.338
Other merchandise retailing (partial).....	58	I	03/09	139.392	137.360	139.330	137.748	139.062
Other merchandise retailing (partial).....	58	I1	03/09	139.392	137.360	139.330	137.748	139.062
Other merchandise retailing (partial).....	58	I101	03/09	139.392	137.360	139.330	137.748	139.062
Other merchandise retailing (partial).....	58	I10101	03/09	139.392	137.360	139.330	137.748	139.062
Metal treatment services.....	59	—	12/84	232.341	234.525	235.031	234.078	235.663
Metal treatment services.....	59	1	12/84	232.341	234.525	235.031	234.078	235.663
Metal treatment services.....	59	11	12/84	232.341	234.525	235.031	234.078	235.663
Metal plating and polishing.....	59	1101	12/84	258.126	257.204	257.204	257.204	257.204
Metal plating and polishing.....	59	110111	12/84	258.126	257.204	257.204	257.204	257.204
Metal coating and allied services.....	59	1102	12/84	217.830	220.278	221.200	219.463	219.539
Metal coating and allied services.....	59	110222	12/84	217.830	220.278	221.200	219.463	219.539
Metal heat treating.....	59	1103	06/85	203.742	208.579	208.579	208.579	215.477
Metal heat treating.....	59	110349	06/06	161.157	164.983	164.983	164.983	170.439
Mining services.....	60	—	06/85	262.723	262.842	263.862	263.659	264.682
Mining services.....	60	1	06/85	262.723	262.842	263.862	263.659	264.682
Mining services.....	60	11	06/85	262.723	262.842	263.862	263.659	264.682
Support activities for coal mining.....	60	1102	06/85	217.105	217.200	220.337	220.615	220.615

See footnotes at end of table.

Table 9. Producer price indexes for commodity and service groupings and individual items, not seasonally adjusted — Continued
 [October 2023, Index base 1982=100, unless otherwise indicated]

Title	Commodity code		Other index base	Unadjusted index ¹				
	Group code	Item code		June 2023	July 2023 ^p	Aug. 2023 ^p	Sept. 2023 ^p	Oct. 2023 ^p
Support activities for coal mining.....	60	110201	06/85	217.105	217.200	220.337	220.615	220.615
Drilling oil and gas wells services.....	60	1103	12/85	397.023	394.542	412.285	412.285	412.285
Drilling oil and gas wells services.....	60	110301	12/85	397.023	394.542	412.285	412.285	412.285
Support activities for oil and gas operations.....	60	1104	12/85	219.712	220.312	218.157	217.913	219.117
Support activities for oil and gas operations.....	60	110401	12/85	219.712	220.312	218.157	217.913	219.117
Metal and nonmetallic minerals mining services.....	60	1106	05/23	100.000	100.000	100.000	100.000	100.000
Metal and nonmetallic minerals mining services.....	60	110601	05/23	100.000	100.000	100.000	100.000	100.000
Contract work on textile products, apparel, and leather.....	61	—	06/10	137.590	137.510	137.304	137.314	137.141
Contract work on textile products and apparel.....	61	1	06/10	137.695	137.614	137.401	137.411	137.226
Contract work on textile products and apparel.....	61	11	06/10	137.695	137.614	137.401	137.411	137.226
Contract work on textile products.....	61	1102	06/87	243.915	243.300	242.571	242.604	242.604
Commission finishing of broadwoven fabrics.....	61	110201	06/87	271.895	271.208	270.377	270.406	270.406
Commission finishing of cotton broadwoven fabrics.....	61	1102011	06/08	191.250	191.114	190.640	190.177	190.177
Other commission finishing of broadwoven fabrics (excl. cotton & wool).....	61	1102012	06/08	207.868	207.262	206.601	206.735	206.735
Commission knit or knit & finishing of weft & warp knit fabric.....	61	110204	12/94	138.618	138.311	138.311	138.494	138.494
Contract work on apparel.....	61	1103	06/87	146.740	146.971	146.971	146.971	146.971
Contract work on women's, girls' and infants' apparel.....	61	11031	12/11	113.423	113.423	113.423	113.423	113.423
Contract work on men's and boys' (including unisex) apparel.....	61	11032	12/11	125.391	125.866	125.866	125.866	125.866
Contract work on men's and boys' pants, work apparel, and other outerwear.....	61	110321	06/07	122.095	122.095	122.095	122.095	122.095
Contract work on men's and boys' shirts, tailored suits/coats/jackets, & underwear/nightwear.....	61	110323	06/07	136.910	138.093	138.093	138.093	138.093
Contract & commission receipts for tanning or finishing leather owned by others.....	61	2	06/11	131.273	131.273	131.345	131.366	131.711
Contract & commission receipts for tanning or finishing leather owned by others.....	61	21	06/11	131.273	131.273	131.345	131.366	131.711
Contract and commission receipts for tanning or finishing leather owned by others.....	61	2101	12/97	173.091	173.091	173.185	173.214	173.668
Contract and commission receipts for tanning or finishing leather owned by others.....	61	210101	12/97	173.091	173.091	173.185	173.214	173.668
Construction (partial).....	80	—	06/09	165.653	163.855	164.047	164.134	163.581
New nonresidential building construction.....	80	1	06/09	175.329	173.157	173.376	173.476	172.780
New nonresidential building construction.....	80	11	06/09	175.329	173.157	173.376	173.476	172.780
New warehouse building construction.....	80	1101	12/04	235.102	233.355	233.675	233.741	233.159
New warehouse building construction.....	80	110101	12/04	235.102	233.355	233.675	233.741	233.159
New school building construction.....	80	1102	12/05	226.573	224.061	224.216	224.326	223.702
New school building construction.....	80	110201	12/05	226.573	224.061	224.216	224.326	223.702
New office building construction.....	80	1103	06/06	208.050	204.203	204.627	204.354	202.042
New office building construction.....	80	110301	06/06	208.050	204.203	204.627	204.354	202.042
New industrial building construction.....	80	1104	06/07	194.505	191.609	191.792	193.110	193.414
New industrial building construction.....	80	110401	06/07	194.505	191.609	191.792	193.110	193.414
New health care building construction.....	80	1105	06/12	159.539	158.278	158.398	158.438	158.614
New health care building construction.....	80	110501	06/12	159.539	158.278	158.398	158.438	158.614
Maintenance and repair of nonresidential buildings (partial).....	80	2	04/09	147.162	147.309	147.378	147.405	147.624
Maintenance and repair of nonresidential buildings (partial).....	80	21	04/09	147.162	147.309	147.378	147.405	147.624
Maintenance and repair of nonresidential buildings (partial).....	80	2101	04/09	147.162	147.309	147.378	147.405	147.624
Maintenance and repair of nonresidential buildings (partial).....	80	210101	04/09	147.162	147.309	147.378	147.405	147.624

¹ All indexes are subject to revision for 4 months after their originally scheduled publication to incorporate late reports and corrections by survey respondents.

² Due to incomplete coverage of the services sector, some services indexes in this table reflect only a portion of their wherever-provided output. These indexes are flagged using the term "partial" at the end of their titles. For more information regarding wherever-provided services indexes, go to <https://www.bls.gov/ppi/wepnotice.htm>. This webpage includes methodology documentation, a table identifying missing coverage areas for those indexes with incomplete coverage, and a concordance table between wherever-provided services indexes and Census product codes.

^p Preliminary

"—" Data not available.

Table 10. Producer price indexes and percentage changes for net output of selected industries and industry groups, not seasonally adjusted
[October 2023]

Title ¹	Index base	Industry code	Unadjusted index ²					Unadjusted 1-month percent change ²	Unadjusted 12-month percent change ²
			June 2023	July 2023 ^P	Aug. 2023 ^P	Sept. 2023 ^P	Oct. 2023 ^P		
Total mining, utilities, and manufacturing industries.....	12/06	AMUM--	154.339	155.087	160.429	159.559	157.669	-1.2	-2.1
Total mining industries.....	12/84	OMIN--	202.474	215.547	222.878	233.895	232.823	-0.5	-10.6
Oil and gas extraction.....	12/85	211--	168.741	189.536	201.252	218.041	215.521	-1.2	-16.9
Mining (except oil & gas).....	12/03	212--	326.020	323.552	320.854	322.689	324.477	0.6	0.3
Mining support activities.....	06/09	213--	123.939	124.090	124.574	124.448	125.079	0.5	2.0
Utilities.....	12/03	221--	179.852	188.260	213.114	195.129	192.557	-1.3	-3.2
Total manufacturing industries.....	12/84	OMFG--	245.784	245.391	251.100	252.270	249.088	-1.3	-1.9
Food mfg.....	12/84	311--	253.425	253.188	254.609	256.246	255.548	-0.3	0.6
Beverage & tobacco mfg.....	12/03	312--	198.868	198.416	199.823	199.786	201.900	1.1	7.2
Textile mills.....	12/84	313--	170.502	170.032	169.564	169.721	169.303	-0.2	-3.3
Textile product mills.....	12/03	314--	158.212	158.361	159.218	160.616	160.695	0.0	2.6
Apparel manufacturing.....	12/03	315--	127.277	127.389	127.399	127.751	127.861	0.1	2.5
Leather and allied product manufacturing.....	12/84	316--	199.709	202.519	202.927	202.892	202.970	0.0	2.4
Wood product manufacturing.....	12/03	321--	185.097	186.685	186.800	186.404	184.700	-0.9	-5.7
Paper manufacturing.....	12/03	322--	184.713	183.689	182.770	182.798	182.272	-0.3	-2.4
Printing and related support activities.....	12/03	323--	158.521	158.616	160.042	160.865	160.851	0.0	5.3
Petroleum and coal products manufacturing.....	12/84	324--	347.849	344.746	399.057	408.211	374.862	-8.2	-18.8
Chemical mfg.....	12/84	325--	357.670	353.649	352.185	352.148	352.317	0.0	-3.0
Plastics and rubber products mfg.....	12/84	326--	251.356	250.967	250.532	250.321	250.125	-0.1	-1.6
Nonmetallic mineral product mfg.....	12/84	327--	286.709	287.043	288.094	289.996	290.039	0.0	6.7
Primary metal mfg.....	12/84	331--	306.039	296.296	292.677	286.560	281.069	-1.9	-5.9
Fabricated metal product mfg.....	12/84	332--	278.285	278.605	278.243	277.664	278.617	0.3	2.0
Machinery mfg.....	12/03	333--	178.259	179.020	179.294	179.697	179.840	0.1	4.8
Computer & electronic product mfg.....	12/03	334--	98.930	99.111	99.403	99.332	99.329	0.0	2.1
Electrical equipment, appliance & component mfg.....	12/03	335--	196.101	197.087	197.944	197.349	198.022	0.3	3.9
Transportation equipment mfg.....	12/03	336--	139.565	139.782	139.772	139.829	140.436	0.4	2.2
Furniture & related product mfg.....	12/84	337--	268.778	269.844	269.419	269.400	267.290	-0.8	1.8
Miscellaneous mfg.....	12/03	339--	145.048	144.966	145.015	145.065	145.150	0.1	3.0
Material recyclers.....	12/86	429930	402.000	395.851	400.010	407.046	400.038	-1.7	5.0
Total trade industries.....	12/06	ATRADE	173.375	175.769	176.227	175.300	176.397	0.6	1.8
Total wholesale trade industries.....	12/06	AWHLTR	186.245	192.436	191.935	189.788	191.197	0.7	5.1
Merchant wholesalers, durable goods.....	06/04	423--	198.607	203.334	202.833	199.621	201.437	0.9	5.9
Merchant wholesalers, nondurable goods.....	06/05	424--	204.639	213.321	212.708	211.306	212.558	0.6	3.6
Total retail trade industries.....	12/06	ARETTR	160.549	158.380	159.989	160.563	161.281	0.4	-2.6
Motor vehicle and parts dealers.....	12/03	441--	186.046	184.116	184.101	183.517	181.091	-1.3	-12.5
Bldg material and garden equip and supp dealers.....	12/03	444--	205.885	209.716	207.739	208.463	206.841	-0.8	0.5
Food and beverage stores.....	12/99	445--	262.607	258.844	263.567	264.477	265.932	0.6	4.5
Furniture, home furnishings, electronics, and appliance retailers.....	12/22	449--	105.109	104.187	103.670	104.076	105.458	1.3	-
General merchandise retailers.....	12/03	455--	155.466	153.534	152.664	152.866	153.346	0.3	-2.0
Health and personal care retailers.....	12/03	456--	147.648	146.410	148.554	146.970	146.463	-0.3	0.4
Gasoline stations and fuel dealers.....	12/22	457--	89.298	83.270	86.393	83.751	86.921	3.8	-
Clothing and clothing accessories retailers.....	12/03	458--	143.828	138.000	147.094	159.860	162.552	1.7	3.2
Sporting goods and hobby retailers.....	12/03	4591--	124.849	132.023	131.388	124.536	133.948	7.6	0.5
Book retailers and news dealers.....	12/03	4592--	133.803	135.800	134.584	135.073	135.073	0.0	-1.9
Office supplies, stationary, and gift retailers.....	12/03	4594--	168.239	160.238	159.563	159.613	159.803	0.1	-7.8
Transportation and warehousing industries.....	12/06	ATRNRW	168.017	167.370	165.186	165.468	168.372	1.8	-1.8
Transportation industries.....	12/06	ATRANS	160.665	159.225	156.505	156.691	160.035	2.1	-3.5
Air transportation.....	12/92	481--	274.520	275.620	263.365	251.257	268.434	6.8	-0.5
Rail transportation.....	12/96	482--	228.593	228.442	229.422	230.969	233.936	1.3	1.6
Water transportation.....	12/03	483--	192.104	196.976	200.575	195.437	187.186	-4.2	-7.1
Truck transportation.....	12/03	484--	187.623	182.672	181.090	185.429	187.323	1.0	-4.9
Pipeline transportation.....	05/22	486--	106.041	110.120	110.209	110.031	109.816	-0.2	2.5
Transportation support activities.....	12/03	488--	139.952	140.467	135.520	135.914	137.040	0.8	-9.7
Delivery and warehouse industries.....	12/06	ADLVWR	202.128	205.452	206.127	207.423	207.411	0.0	6.9
U.S. Postal Service.....	06/89	491--	281.228	292.039	292.039	292.039	292.039	0.0	8.0
Couriers and messengers.....	12/03	492--	302.698	303.243	306.736	307.968	308.519	0.2	6.6
Warehousing and storage.....	12/06	493--	141.118	143.846	141.801	145.302	144.505	-0.5	5.7
Services less trade, transportation, and warehousing ³	12/06	ATTDSV	140.357	140.904	141.474	141.574	141.489	-0.1	4.8
Information.....	12/06	AINFO-	111.328	111.050	110.997	110.701	110.966	0.2	1.5
Publishing industries.....	12/22	513--	104.212	104.538	104.726	104.876	105.186	0.3	-
Broadcasting, except internet.....	12/03	516--	123.727	120.299	114.248	113.264	116.016	2.4	-15.5

See footnotes at end of table.

Table 10. Producer price indexes and percentage changes for net output of selected industries and industry groups, not seasonally adjusted — Continued
 [October 2023]

Title ¹	Index base	Industry code	Unadjusted index ²					Unadjusted 1-month percent change ²	Unadjusted 12-month percent change ²
			June 2023	July 2023 ^p	Aug. 2023 ^p	Sept. 2023 ^p	Oct. 2023 ^p	Sept. to Oct. ^p	Oct. 2022 to Oct. 2023 ^p
Information - Continued									
Telecommunications.....	12/03	517--	108.457	108.404	108.929	108.279	108.056	-0.2	1.9
Data processing and related services.....	12/03	5182--	114.377	114.659	114.775	114.603	114.812	0.2	1.6
Selected health care industries.....	12/06	ASHC--	139.867	140.517	140.643	140.761	141.807	0.7	2.9
Offices of physicians.....	12/96	6211--	143.786	144.126	144.137	144.149	144.282	0.1	0.5
Offices of dentists.....	06/10	6212--	130.876	130.876	131.513	131.513	131.462	0.0	2.8
Medical and diagnostic laboratories.....	12/03	6215--	103.740	103.808	103.898	103.942	103.942	0.0	0.6
Home health care services.....	12/96	6216--	160.917	161.426	162.477	163.201	163.834	0.4	4.6
Blood and organ banks.....	06/06	621991	131.899	132.652	132.783	131.856	132.159	0.2	4.7
Hospitals.....	12/92	622--	228.517	229.515	229.511	229.838	232.447	1.1	3.4
Nursing care facilities.....	12/03	6231--	174.681	177.721	178.327	177.862	179.862	1.1	5.1
Residential developmental disability homes.....	12/03	62321-	223.446	228.701	228.697	228.908	230.639	0.8	10.1
Other selected services less trade, transportation, and warehousing industries.....	12/06	ASTDSV	147.569	148.260	149.162	149.363	148.708	-0.4	6.1
Depository credit intermediation.....	12/03	5221--	136.752	134.783	137.437	138.017	136.162	-1.3	15.9
Security, commodity contracts and like activity.....	12/03	523--	256.313	266.554	271.629	271.594	265.743	-2.2	17.5
Insurance carriers and related activities.....	12/03	524--	151.443	151.427	151.799	151.940	152.000	0.0	3.4
Lessors of nonres bldg (exc miniwarehouse).....	12/03	53112-	138.031	136.763	141.085	144.444	138.906	-3.8	0.9
Lessors of miniwarehouse and self storage units.....	12/03	53113-	197.229	197.801	198.945	199.324	197.556	-0.9	1.8
Offices of real estate agents and brokers.....	12/03	5312--	188.142	189.425	192.246	192.767	192.982	0.1	3.8
Real estate property managers.....	12/03	53131-	128.389	130.378	130.866	131.120	132.291	0.9	4.1
Offices of real estate appraisers.....	12/03	531320	112.903	112.903	112.889	112.700	112.700	0.0	-4.4
Automotive equipment rental and leasing.....	06/01	5321--	154.746	158.634	157.523	151.809	156.690	3.2	-3.6
Other heavy machinery rental and leasing.....	12/03	532412	138.388	138.550	138.267	138.509	138.795	0.2	2.8
Legal services.....	12/96	5411--	270.421	271.917	271.576	271.549	273.602	0.8	6.1
Offices of certified public accountants.....	12/03	541211	139.059	141.523	142.298	142.629	142.382	-0.2	6.4
Other accounting services.....	12/03	541219	150.102	151.587	156.506	155.649	155.649	0.0	5.9
Architectural, engineering and related services.....	12/96	5413--	188.960	189.180	189.137	189.137	190.784	0.9	3.5
Management and technical consulting services.....	06/06	5416--	132.016	131.071	131.161	131.202	131.707	0.4	4.1
Advertising agencies.....	12/03	54181-	124.164	124.124	124.115	124.144	124.093	0.0	0.9
Employment services.....	12/96	5613--	160.267	160.450	159.925	158.839	158.990	0.1	0.0
Travel agencies.....	12/03	56151-	104.081	104.673	106.470	106.810	106.417	-0.4	2.2
Security guards and patrol services.....	12/04	561612	157.291	157.562	161.668	161.474	162.779	0.8	7.3
Janitorial services.....	12/03	56172-	137.661	137.585	137.581	134.149	134.006	-0.1	-0.4
Waste collection.....	12/03	5621--	182.290	182.329	184.454	185.942	185.985	0.0	8.6
Amusement and theme parks.....	06/06	71311-	210.223	212.181	202.738	203.001	215.852	6.3	5.0
Golf courses and country clubs.....	12/05	71391-	157.254	157.556	157.753	157.730	157.825	0.1	6.4
Fitness and recreational sports centers.....	12/04	71394-	116.700	116.970	117.049	117.061	117.261	0.2	3.4
Accommodation.....	12/96	721--	201.789	201.750	196.928	197.887	195.717	-1.1	1.4
Commercial machinery repair and maintenance.....	06/06	8113--	185.983	188.130	188.132	191.577	191.578	0.0	6.9

¹ Indexes in this table are derived from the net-output-weighted industry price indexes. Because of differences in coverage and aggregation methodology, they will generally not match the movements of similarly titled indexes which are derived from traditional commodity groupings.

² All indexes are subject to revision for 4 months after their originally scheduled publication to incorporate late reports and corrections by survey respondents.

³ Formerly titled "Total traditional service industries."

p Preliminary

-- Data not available.

Table 11. Producer price indexes for net output of selected industries and their products, not seasonally adjusted
[October 2023]

Title ¹	Industry code	Product code	Index base	Unadjusted index ²				
				June 2023	July 2023 ^P	Aug. 2023 ^P	Sept. 2023 ^P	Oct. 2023 ^P
Logging.....	1133		12/81	212.783	211.156	213.063	213.097	213.645
Logging.....	11331		12/81	212.783	211.156	213.063	213.097	213.645
Logging.....	113310		12/81	212.911	211.283	213.191	213.225	213.774
Primary products.....		113310-P	12/81	221.305	219.613	221.596	221.632	222.202
Secondary products and miscellaneous receipts.....		113310-SM						
Mining								
Total mining industries.....			12/84	202.474	215.547	222.878	233.895	232.823
Oil and gas extraction.....	211		12/85	168.741	189.536	201.252	218.041	215.521
Oil and gas extraction.....	2111		12/85	168.741	189.536	201.252	218.041	215.521
Crude petroleum and natural gas extraction.....	211111		06/02	177.946	197.456	210.026	228.328	227.423
Primary products.....		211111-P	06/84	156.739	173.924	184.997	201.117	200.321
Crude petroleum.....		211111-1	06/84	205.893	223.321	241.418	266.479	258.686
Natural gas (from the wellhead).....		211111-3	06/84	60.329	74.976	73.694	73.835	84.058
Natural gas liquids extraction.....	211112		06/02	117.948	145.131	152.193	160.805	149.886
Primary products.....		211112-P	06/02	117.418	144.479	151.509	160.083	149.213
Natural gas liquids.....		211112-1	06/84	130.085	161.636	170.475	184.538	171.656
Isopentane and natural gasoline.....		211112-11	06/84	219.423	237.515	264.853	289.625	266.223
Propane.....		211112-12	06/84	105.882	119.804	134.393	151.473	140.969
Butane.....		211112-13	06/84	95.828	117.917	137.560	151.029	136.212
Plant condensate, ethane, gas mixtures, and other natural gas liquids.....		211112-14	06/96	130.580	174.647	174.423	185.345	174.252
Residue gas shipped from natural gas liquids plants.....		211112-3	06/84	79.406	94.582	97.248	93.966	88.286
Mining (except oil & gas).....	212		12/03	326.020	323.552	320.854	322.689	324.477
Coal mining.....	2121		12/85	282.963	286.563	290.499	292.595	297.987
Coal mining.....	21211		12/01	304.856	308.734	312.975	315.233	321.042
Coal mining.....	212110		12/22	98.575	99.833	101.208	101.941	103.825
Primary products.....		212110-P	12/22	98.486	99.747	101.127	101.861	103.751
Coal, utility sold.....		212110-1	12/22	99.828	101.251	102.780	103.696	106.053
Bituminous coal and lignite surface mining (utility sold).....		212110-11	12/01	211.792	200.906	213.207	216.182	227.873
Raw bituminous and lignite from surface mining operations (utility sold).....		212110-111	12/01	190.569	190.943	198.187	195.229	193.244
Processed bituminous coal and lignite surface operations (utility sold).....		212110-113	12/01	219.043	204.753	218.616	223.373	239.190
Bituminous coal underground mining (utility sold).....		212110-12	12/01	431.160	452.893	449.343	452.144	454.826
Raw bituminous coal shipped from underground mining operations (utility sold).....		212110-121	12/22	110.235	109.919	109.569	110.767	112.136
Processed bituminous coal shipped from underground mines (utility sold).....		212110-123	12/01	483.172	511.496	507.141	509.954	512.498
Coal exports.....		212110-4	12/22	90.455	89.542	90.412	88.417	89.351
Coal non-utility sold (including anthracite).....		212110-5	12/79	420.905	433.898	435.936	449.645	440.691
Secondary products and miscellaneous receipts.....		212110-SM						
Metal ore mining.....	2122		12/84	437.793	425.405	412.359	414.674	415.213
Iron ore mining.....	21221		12/84	204.491	203.001	205.176	206.222	203.859
Iron ore mining.....	212210		12/84	204.491	203.001	205.176	206.222	203.859
Primary products.....		212210-P	12/84	209.398	207.872	210.100	211.171	208.751
Iron ore (including crude, concentrates, agglomerates and pellets).....		212210-0	12/97	217.086	215.503	217.813	218.923	216.415
Copper, nickel, lead & zinc mining.....	21223		06/88	441.548	424.607	395.658	400.350	403.213
Copper, nickel, lead and zinc mining.....	212230		06/88	454.857	437.395	407.569	412.406	415.357
Primary products.....		212230-P	12/03	400.212	380.892	352.789	358.459	361.406
Secondary products and miscellaneous receipts.....		212230-SM						
Other metal ore mining.....	21229		12/85	915.113	821.112	-	-	-
Other metal ore mining.....	212290		12/85	3,020.732	2,710.442	-	-	-
Primary products.....		212290-P	12/03	2,334.358	2,094.538	-	-	-
Other metal ores, including uranium.....		212290-1	12/03	2,334.358	2,094.538	-	-	-
Nonmetallic mineral mining & quarrying.....	2123		12/84	376.822	376.635	375.950	377.656	377.740
Stone mining & quarrying.....	21231		12/84	419.896	421.237	425.572	425.909	425.940
Dimension stone mining and quarrying.....	212311		06/85	328.418	348.776	348.776	348.776	348.776
Primary products.....		212311-P	06/85	316.711	337.043	337.043	337.043	337.043
Dimension stone.....		212311-0	06/85	316.711	337.043	337.043	337.043	337.043
Secondary products and miscellaneous receipts.....		212311-SM						
Crushed and broken limestone mining.....	212312		12/83	428.494	429.664	432.914	433.775	433.824
Primary products.....		212312-P	12/83	435.142	436.080	439.488	440.410	440.425
Crushed and broken limestone.....		212312-0	12/83	435.142	436.080	439.488	440.410	440.425
Secondary products and miscellaneous receipts.....		212312-SM						

See footnotes at end of table.

Table 11. Producer price indexes for net output of selected industries and their products, not seasonally adjusted — Continued
 [October 2023]

Title ¹	Industry code	Product code	Index base	Unadjusted index ²				
				June 2023	July 2023 ^P	Aug. 2023 ^P	Sept. 2023 ^P	Oct. 2023 ^P
Crushed and broken granite mining.....	212313		12/83	564.682	565.535	566.952	565.357	565.357
Primary products.....		212313-P	12/83	564.322	565.175	566.592	564.996	564.996
Crushed and broken granite.....		212313-0	12/83	564.322	565.175	566.592	564.996	564.996
Secondary products and miscellaneous receipts.....		212313-SM						
Other crushed and broken stone mining.....	212319		12/83	348.496	346.868	358.191	358.191	358.191
Primary products.....		212319-P	12/83	356.050	354.299	366.479	366.479	366.479
Bituminous limestone and sandstone, and other crushed and broken stone.....		212319-0	12/83	356.050	354.299	366.479	366.479	366.479
Secondary products and miscellaneous receipts.....		212319-SM						
Sand/gravel/clay/refractory minerals mining.....	21232		12/03	243.864	244.200	246.125	246.292	246.434
Construction sand and gravel mining.....	212321		06/82	495.486	496.265	501.188	501.554	501.712
Primary products.....		212321-P	06/82	505.042	506.008	511.165	511.526	511.526
Construction sand and gravel (run of pit/bank, washed, screened, etc).....		212321-0	06/82	505.042	506.008	511.165	511.526	511.526
Construction sand and gravel, Midwest.....		212321-02	12/12	191.432	190.859	192.350	192.388	192.388
Construction sand and gravel, West.....		212321-04	12/12	173.423	174.463	177.135	177.364	177.364
Secondary products and miscellaneous receipts.....		212321-SM						
Miscellaneous receipts.....		212321-M	06/82	472.861	472.861	472.861	472.861	472.861
Kaolin, clay, and ceramic and refractory minerals mining.....	212323		12/22	108.656	108.718	108.664	108.714	108.894
Primary products.....		212323-P	12/22	108.657	108.719	108.665	108.715	108.895
Kaolin and ball clay.....		212323-1	06/84	281.061	281.061	281.061	281.061	—
Bentonite.....		212323-2	06/84	228.891	228.891	228.891	228.891	232.230
Secondary products and miscellaneous receipts.....		212323-SM						
Other nonmetallic mineral mining & quarrying.....	21239		12/84	289.386	285.073	268.725	275.397	275.374
Other nonmetallic mineral mining and quarrying.....	212390		12/22	98.964	97.489	91.898	94.180	94.172
Primary products.....		212390-P	12/22	98.964	97.489	91.898	94.180	94.172
Rock salt.....		212390-5	12/84	421.501	421.501	428.893	428.893	428.893
All other nonmetallic minerals, including gypsum.....		212390-9	06/85	377.612	374.090	377.731	377.731	377.731
Secondary and miscellaneous.....		212390-SM						
Mining support activities.....	213		06/09	123.939	124.090	124.574	124.448	125.079
Mining support activities.....	2131		06/09	123.939	124.090	124.574	124.448	125.079
Mining support activities.....	21311		06/09	123.939	124.090	124.574	124.448	125.079
Drilling oil and gas wells.....	213111		12/85	393.490	390.950	409.321	409.321	409.321
Primary services.....		213111-P	12/85	390.818	388.294	406.540	406.540	406.540
Oil and gas well directional drilling control.....		213111-03	12/03	144.143	143.654	143.326	143.326	143.326
Drilling oil and gas wells, including drilling in, spudding in or tailing in.....		213111-04	12/85	382.690	379.840	401.355	401.355	401.355
Reworking oil and gas wells.....		213111-05	12/92	389.628	389.628	389.628	389.628	389.628
Support activities for oil and gas operations.....	213112		12/85	214.926	215.743	213.571	213.260	214.792
Primary services.....		213112-P	12/85	217.530	218.338	216.005	215.684	217.294
Oil and gas field support services.....		213112-0	12/85	217.530	218.338	216.005	215.684	217.294
Secondary products and miscellaneous receipts.....		213112-SM						
Support activities for coal mining.....	213113		06/85	215.188	215.282	218.392	218.667	218.667
Primary services.....		213113-P	06/85	217.048	217.143	220.279	220.557	220.557
Coal mining services.....		213113-0	06/85	217.048	217.143	220.279	220.557	220.557
Support activities for metal and nonmetallic minerals mining.....	213118		05/23	100.000	100.000	100.000	100.000	100.000
Primary services.....		213118-P	05/23	100.000	100.000	100.000	100.000	100.000
Support activities for metal and nonmetallic minerals mining.....		213118-1	05/23	100.000	100.000	100.000	100.000	100.000
Utilities.....	221		12/03	179.852	188.260	213.114	195.129	192.557
Electric power generation, transmission, and distribution.....	2211		12/03	179.271	189.204	219.409	197.493	193.865
Electric power generation.....	22111		12/03	150.973	178.644	280.943	205.639	211.129
Electric power generation.....	221110		12/03	150.926	178.616	280.902	205.592	211.083
Primary products.....		221110-P	12/03	154.986	184.773	290.751	211.945	217.732
Utilities.....		221110-4	12/03	159.437	185.868	192.536	181.748	177.035
Non-utilities.....		221110-5	12/03	139.947	170.706	360.285	224.660	239.669
Secondary products and miscellaneous receipts.....		221110-SM						
Electric power transmission, control, and distribution.....	22112		12/03	188.959	191.441	191.480	191.896	184.537
Electric bulk power transmission and control.....	221121		12/03	209.856	208.993	209.490	213.141	214.138
Primary products.....		221121-P	12/03	210.332	209.468	209.966	213.624	214.624
Electric bulk power transmission and control.....		221121-3	12/03	210.332	209.468	209.966	213.624	214.624
Electric power distribution.....	221122		12/03	188.313	190.929	190.950	191.243	183.559
Primary products.....		221122-P	12/90	235.606	236.729	237.217	237.460	227.666
Residential electric power.....		221122-41	12/90	229.889	230.309	230.674	230.290	223.413
New England residential electric power.....		221122-411	12/90	235.239	209.383	209.383	209.818	219.861
Middle Atlantic residential electric power.....		221122-412	12/90	183.008	184.477	184.835	184.839	182.845

See footnotes at end of table.

Table 11. Producer price indexes for net output of selected industries and their products, not seasonally adjusted — Continued
 [October 2023]

Title ¹	Industry code	Product code	Index base	Unadjusted index ²				
				June 2023	July 2023 ^P	Aug. 2023 ^P	Sept. 2023 ^P	Oct. 2023 ^P
Electric power distribution - Continued								
East North Central residential electric power.....		221122-413	12/90	226.323	226.271	226.564	226.585	212.567
West North Central residential electric power.....		221122-414	12/90	178.665	177.299	179.502	174.035	156.316
South Atlantic residential electric power.....		221122-415	12/90	217.786	218.187	220.254	222.474	210.801
East South Central residential electric power.....		221122-416	12/90	241.481	241.137	240.411	237.103	237.515
West South Central residential electric power.....		221122-417	12/90	239.069	247.510	244.855	242.670	241.043
Mountain residential electric power.....		221122-418	12/90	178.184	179.686	179.686	176.795	176.929
Pacific residential electric power.....		221122-419	12/90	336.216	341.095	341.131	342.763	332.821
Commercial electric power.....		221122-42	12/90	230.643	231.907	232.136	233.262	222.498
New England commercial electric power.....		221122-421	12/90	281.834	243.186	243.186	244.145	249.202
Middle Atlantic commercial electric power.....		221122-422	12/90	180.824	187.091	185.165	188.488	181.292
East North Central commercial electric power.....		221122-423	12/90	216.408	216.200	217.147	217.235	201.035
West North Central commercial electric power.....		221122-424	12/90	160.985	163.872	168.862	163.091	151.247
South Atlantic commercial electric power.....		221122-425	12/90	175.251	172.678	173.789	176.906	174.208
East South Central commercial electric power.....		221122-426	12/90	207.947	212.389	211.550	209.782	205.556
West South Central commercial electric power.....		221122-427	12/90	240.078	248.433	246.701	249.695	250.814
Mountain commercial electric power.....		221122-428	12/90	161.164	164.787	164.787	160.012	160.648
Pacific commercial electric power.....		221122-429	12/90	422.023	430.923	430.996	434.322	385.151
Industrial electric power.....		221122-43	12/90	260.848	263.788	265.285	265.189	249.213
New England industrial electric power.....		221122-431	12/90	166.982	178.891	173.440	162.983	148.090
Middle Atlantic industrial electric power.....		221122-432	12/90	182.351	181.009	182.393	184.239	194.040
East North Central industrial electric power.....		221122-433	12/90	388.973	388.337	394.029	390.866	360.512
West North Central industrial electric power.....		221122-434	12/90	192.982	197.141	198.871	187.693	174.820
South Atlantic industrial electric power.....		221122-435	12/90	167.698	164.774	166.156	169.208	168.563
East South Central industrial electric power.....		221122-436	12/90	203.996	209.099	210.420	208.525	201.330
West South Central industrial electric power.....		221122-437	12/90	295.819	296.756	294.715	293.158	285.125
Mountain industrial electric power.....		221122-438	12/90	186.041	198.803	203.591	218.153	178.038
Pacific industrial electric power.....		221122-439	12/90	358.348	361.853	361.979	363.377	332.690
Transportation electric power.....		221122-45	12/10	136.383	133.224	133.231	135.399	128.520
Secondary products and miscellaneous receipts.....		221122-SM						
Miscellaneous receipts.....		221122-M	12/90	189.199	189.202	189.202	190.371	191.716
Natural gas distribution.....	2212		12/03	160.358	162.097	164.122	162.874	164.529
Natural gas distribution.....	22121		12/03	160.358	162.097	164.122	162.874	164.529
Natural gas distribution.....	221210		12/03	160.306	162.045	164.069	162.822	164.476
Primary products.....		221210-P	12/90	263.099	266.086	269.564	267.421	269.659
Natural gas to ultimate consumers.....		221210-11	12/90	255.347	258.813	262.790	260.483	261.926
Residential natural gas.....		221210-112	12/90	267.024	268.327	270.956	268.563	270.409
New England residential natural gas.....		221210-1121	06/12	148.624	134.127	133.630	132.420	135.844
Middle Atlantic residential natural gas.....		221210-1122	06/12	147.064	146.513	148.580	148.435	145.394
East North Central residential natural gas.....		221210-1123	06/12	136.811	138.828	138.313	135.728	138.614
West North Central residential natural gas.....		221210-1124	06/12	137.136	137.737	135.829	135.420	135.698
South Atlantic residential natural gas.....		221210-1125	06/12	130.581	134.088	133.228	132.776	136.528
East South Central residential natural gas.....		221210-1126	06/12	109.082	113.661	113.104	99.949	100.975
West South Central residential natural gas.....		221210-1127	06/12	176.068	181.135	182.699	184.024	191.143
Mountain residential natural gas.....		221210-1128	06/12	207.230	202.655	204.477	204.645	204.379
Pacific residential natural gas.....		221210-1129	06/12	159.068	163.237	171.535	170.134	170.642
Commercial natural gas.....		221210-113	12/90	243.603	247.872	252.457	246.868	253.077
New England commercial natural gas.....		221210-1131	06/12	121.978	119.614	117.915	114.107	116.527
Middle Atlantic commercial natural gas.....		221210-1132	06/12	122.390	122.482	127.528	127.205	126.362
East North Central commercial natural gas.....		221210-1133	06/12	130.619	133.892	132.554	121.538	135.736
West North Central commercial natural gas.....		221210-1134	06/12	136.748	144.309	142.739	141.745	141.690
South Atlantic commercial natural gas.....		221210-1135	06/12	122.680	123.630	124.711	122.618	125.701
East South Central commercial natural gas.....		221210-1136	06/12	116.474	119.954	123.186	116.205	112.808
West South Central commercial natural gas.....		221210-1137	06/12	178.922	183.647	187.884	189.057	198.851
Mountain commercial natural gas.....		221210-1138	06/12	225.404	222.937	226.781	228.281	226.933
Pacific commercial natural gas.....		221210-1139	06/12	152.670	160.959	171.799	170.955	170.514
Industrial natural gas.....		221210-114	12/90	196.895	204.532	212.316	208.905	208.673
New England industrial natural gas.....		221210-1141	09/16	122.416	114.625	112.876	108.970	113.149
Middle Atlantic industrial natural gas.....		221210-1142	09/16	143.170	158.188	159.425	158.745	133.692
East North Central industrial natural gas.....		221210-1143	06/12	103.299	111.892	112.321	112.526	111.149
West North Central industrial natural gas.....		221210-1144	06/12	158.055	169.451	171.729	173.536	172.227
South Atlantic industrial natural gas.....		221210-1145	09/16	140.010	141.886	141.967	142.440	141.880
East South Central industrial natural gas.....		221210-1146	09/16	108.383	114.404	117.868	109.947	106.898
West South Central industrial natural gas.....		221210-1147	09/16	133.419	138.973	153.720	148.226	157.392
Mountain industrial natural gas.....		221210-1148	09/16	179.422	177.406	185.752	186.034	185.262
Pacific industrial natural gas.....		221210-1149	09/16	153.495	152.770	154.863	152.660	150.014
To electric power.....		221210-115	12/90	218.412	222.788	226.833	226.340	225.641
Delivered to ultimate consumers for the account of others (transportation only).....		221210-12	12/90	277.792	277.583	277.700	276.780	283.464

See footnotes at end of table.

Table 11. Producer price indexes for net output of selected industries and their products, not seasonally adjusted — Continued
 [October 2023]

Title ¹	Industry code	Product code	Index base	Unadjusted index ²				
				June 2023	July 2023 ^P	Aug. 2023 ^P	Sept. 2023 ^P	Oct. 2023 ^P
Natural gas distribution - Continued								
Industrial consumer.....		221210-122	12/90	252.413	251.954	252.865	253.228	260.578
Other consumers.....		221210-123	12/90	590.935	590.865	589.994	586.363	598.803
Secondary products and miscellaneous receipts.....		221210-SM						
Miscellaneous receipts.....		221210-M	12/90	189.093	189.412	189.665	189.327	189.996
Construction industries								
New industrial building construction.....	236211		06/07	194.031	191.135	191.317	192.628	192.930
Primary products.....		236211-P	06/07	194.031	191.135	191.317	192.628	192.930
New warehouse building construction.....	236221		12/04	235.417	233.698	234.057	234.122	233.552
Primary products.....		236221-P	12/04	235.417	233.698	234.057	234.122	233.552
New school building construction.....	236222		12/05	226.576	224.065	224.222	224.334	223.721
Primary products.....		236222-P	12/05	226.576	224.065	224.222	224.334	223.721
New office building construction.....	236223		06/06	209.016	205.230	205.653	205.381	203.030
Primary products.....		236223-P	06/06	209.016	205.230	205.653	205.381	203.030
New health care building construction.....	236224		06/12	159.633	158.338	158.459	158.497	158.677
Primary products.....		236224-P	06/12	159.633	158.338	158.459	158.497	158.677
Concrete contractors, nonresidential building work.....	23811X		12/07	177.942	173.146	173.234	173.268	175.456
Primary products.....		23811X-P	12/07	177.942	173.146	173.234	173.268	175.456
Roofing contractors, nonresidential building work.....	23816X		12/07	206.596	205.778	205.693	204.763	205.477
Primary products.....		23816X-P	12/07	206.596	205.778	205.693	204.763	205.477
Electrical contractors, nonresidential building work.....	23821X		12/07	169.765	167.374	167.291	167.448	166.435
Primary products.....		23821X-P	12/07	169.765	167.374	167.291	167.448	166.435
Plumbing, heating and air-conditioning contractors, nonresidential building work.....	23822X		12/07	175.326	175.741	176.267	176.313	177.228
Primary products.....		23822X-P	12/07	175.326	175.741	176.267	176.313	177.228
Manufacturing								
Total manufacturing industries.....			12/84	245.784	245.391	251.100	252.270	249.088
Food mfg.....	311		12/84	253.425	253.188	254.609	256.246	255.548
Animal food mfg.....	3111		12/03	217.539	216.491	214.730	213.226	211.216
Animal food mfg.....	31111		12/03	218.791	217.737	215.966	214.454	212.432
Dog and cat food manufacturing.....	311111		12/85	296.572	296.642	296.777	296.776	296.774
Primary products.....		311111-P	12/85	304.188	304.261	304.401	304.401	304.401
Dog food.....		311111-1	12/85	316.906	317.015	317.015	317.015	317.015
Canned dog food.....		311111-11	12/98	250.149	250.149	250.149	250.149	250.149
Dry and semi moist dog food.....		311111-14	12/11	144.172	144.233	144.233	144.233	144.233
Cat food.....		311111-4	12/85	285.817	285.817	286.246	286.246	286.246
Canned cat food.....		311111-44	12/11	166.326	166.326	166.326	166.326	166.326
Dry and semi moist cat food.....		311111-45	12/98	238.362	238.362	238.810	238.810	238.810
Secondary products and miscellaneous receipts.....		311111-SM						
Miscellaneous receipts.....		311111-M1	12/10	140.857	140.857	140.857	140.857	140.857
Other animal food manufacturing.....	311119		12/80	239.772	237.727	234.279	231.404	227.562
Primary products.....		311119-P	12/80	233.895	231.816	228.264	225.328	221.413
Complete swine feed, supplements, concentrates, and premixes.....		311119-B	12/11	124.037	124.047	123.375	123.257	122.732
Complete beef cattle feed, supplements, concentrates, and premixes.....		311119-H	12/11	126.711	126.604	125.099	123.371	121.255
Poultry, exc. chicken and turkey, and livestock, exc. cattle and swine, feed.....		311119-N	12/80	348.175	348.200	347.968	347.979	347.998
Pet (excluding dog and cat), laboratory, and fur animal feed.....		311119-R	06/91	255.227	253.323	253.386	252.749	250.815
Chicken and turkey feed, supplements, concentrates, and premixes.....		311119-1	12/80	197.272	195.953	190.216	186.556	179.867
Complete dairy cattle feed, supplements, concentrates, and premixes.....		311119-5	12/11	125.412	122.278	121.159	119.196	118.890
Other prepared animal feeds, including feeding materials and adjuncts.....		311119-9	12/80	300.206	294.060	288.751	283.213	276.927
Secondary products and miscellaneous receipts.....		311119-SM						
Miscellaneous receipts.....		311119-M	12/80	277.592	275.619	278.330	278.085	276.511
Secondary products.....		311119-S	12/80	378.505	378.714	378.831	378.831	378.831
Grain & oilseed milling.....	3112		12/03	189.704	191.715	194.457	191.702	188.121
Flour milling & malt mfg.....	31121		12/03	218.127	215.627	212.698	210.895	208.492
Flour milling.....	311211		06/83	249.093	245.338	241.327	240.665	238.004
Primary products.....		311211-P	06/83	253.308	249.458	245.311	244.613	241.824
Prepared flour mixes, including refrigerated and frozen doughs and batters, made in flour mills.....		311211-A	06/83	264.449	262.488	262.041	262.041	261.305
Wheat flour (except flour mixes), made in flour mills.....		311211-1	06/83	265.922	266.229	259.852	261.560	258.652
Wheat mill products, except flour.....		311211-4	06/83	169.398	169.279	159.416	157.730	153.413
Corn mill products.....		311211-7	06/83	229.801	215.500	221.605	216.322	216.150
Other grain mill products.....		311211-9	06/83	323.592	312.354	304.448	304.635	297.126
Secondary products and miscellaneous receipts.....		311211-SM						

See footnotes at end of table.

Table 11. Producer price indexes for net output of selected industries and their products, not seasonally adjusted — Continued
[October 2023]

Title ¹	Industry code	Product code	Index base	Unadjusted index ²				
				June 2023	July 2023 ^P	Aug. 2023 ^P	Sept. 2023 ^P	Oct. 2023 ^P
Flour milling - Continued								
Miscellaneous receipts.....		311211-M	06/92	158.190	146.906	138.288	138.213	136.126
Rice milling.....	311212		06/84	253.007	251.941	249.557	242.827	238.994
Primary products.....		311212-P	06/84	252.176	251.114	248.738	242.030	238.210
Milled rice and byproducts.....		311212-0	12/03	242.843	241.820	239.532	233.073	229.393
Milled rice (incl second heads, screenings, brewers, bran, sharps, rice flour, and byproducts).....		311212-04	06/03	274.287	273.729	269.135	260.435	253.284
Head rice not packaged with other ingredients.....		311212-06	12/11	141.967	140.878	140.299	136.296	135.234
Malt manufacturing.....	311213		06/85	203.333	203.333	203.333	203.371	203.512
Primary products.....		311213-P	06/85	200.398	200.398	200.398	200.436	200.575
Malt and malt byproducts.....		311213-0	06/85	200.398	200.398	200.398	200.436	200.575
Secondary products and miscellaneous receipts.....		311213-SM1						
Starch & vegetable fats & oils mfg.....	31122		12/03	185.278	188.693	194.106	190.368	185.527
Wet corn milling and starch manufacturing.....	311221		06/85	272.328	269.393	270.362	264.720	261.295
Primary products.....		311221-P	06/85	300.485	297.155	297.969	291.687	287.762
Wet process corn byproducts.....		311221-A	06/85	324.831	312.901	302.777	304.684	269.177
Corn sweeteners, made by wet milling.....		311221-1	06/85	290.829	292.383	294.932	283.231	282.861
Manufactured starch, made by wet milling.....		311221-4	06/85	384.952	374.338	377.054	372.068	376.390
Secondary products and miscellaneous receipts.....		311221-SM						
Soybean and other oilseed processing.....	311224		12/11	102.712	106.133	111.006	108.754	105.444
Primary products.....		311224-P	12/11	90.627	93.357	95.640	94.447	92.912
Cottonseed cake, meal, hulls, and other byproducts.....		311224-B	06/85	583.718	585.587	572.741	556.889	554.797
Cottonseed cake and meal.....		311224-B1	12/11	127.128	127.609	124.287	116.220	115.591
Soybean oil.....		311224-3	12/79	206.295	223.564	230.493	228.474	213.255
Crude soybean oil, degummed, made from soybeans crushed in the same establishment.....		311224-31	05/88	174.476	180.647	186.082	184.826	182.664
Soybean oil, all other types.....		311224-32	12/03	256.654	286.829	295.887	292.910	262.942
Soybean cake, meal, and other byproducts.....		311224-4	12/79	133.764	137.254	137.962	134.704	131.032
Soybean cake and meal.....		311224-41	12/09	92.943	93.369	94.775	92.410	90.666
Other soybean products, including isolates and concentrates.....		311224-42	12/09	182.377	221.076	206.512	203.802	185.070
Cotton linters.....		311224-7	06/85	204.642	201.897	176.355	113.929	111.797
Other crude and refined vegetable oils and other vegetable mill products.....		311224-9	12/11	194.756	193.874	195.450	196.161	196.207
Other crude vegetable oils, including linseed, peanut, sunflower, safflower, etc.....		311224-91	01/99	378.945	378.308	381.609	382.054	382.054
Other vegetable oil mill products, including all oil seed cake and meal.....		311224-93	12/85	306.602	304.304	306.458	308.206	308.350
Secondary products and miscellaneous receipts.....		311224-SM						
Miscellaneous products.....		311224-M	12/11	86.590	81.033	83.782	86.785	89.450
Fats and oils refining and blending.....	311225		12/81	369.646	373.999	375.094	370.709	362.949
Primary products.....		311225-P	12/81	382.472	392.495	391.541	388.002	377.567
Shortening and cooking oils.....		311225-2	12/81	352.532	365.713	369.271	365.987	353.079
Margarine, butter blends, and butter substitutes.....		311225-4	02/04	173.303	172.176	165.364	163.793	-
Secondary products and miscellaneous receipts.....		311225-SM						
Secondary products.....		311225-S	02/04	184.026	176.667	180.814	176.905	-
Breakfast cereal manufacturing.....	31123		12/03	169.664	172.777	172.777	172.777	172.777
Breakfast cereal manufacturing.....	311230		12/83	282.209	287.388	287.388	287.388	287.388
Primary products.....		311230-P	12/83	293.976	299.813	299.813	299.813	299.813
Breakfast cereal.....		311230-1	12/83	292.467	298.273	298.273	298.273	298.273
Secondary products and miscellaneous receipts.....		311230-SM						
Sugar & confectionery product mfg.....	3113		12/84	256.696	257.006	258.481	257.838	258.389
Sugar mfg.....	31131		12/03	194.157	194.376	196.188	192.732	196.027
Beet sugar manufacturing.....	311313		06/82	199.746	199.891	203.826	192.311	195.924
Primary products.....		311313-P	06/82	204.475	204.625	208.676	196.821	200.540
Beet sugar.....		311313-0	06/82	207.900	208.052	212.171	200.118	203.900
Secondary products and miscellaneous receipts.....		311313-SM1						
Cane sugar manufacturing.....	311314		12/11	119.710	119.872	120.274	120.896	122.852
Primary products.....		311314-P	12/11	119.822	119.989	120.443	121.055	123.046
Raw cane sugar and sugarcane mill products and byproducts.....		311314-1	06/82	233.739	229.484	230.889	230.205	239.613
Refined granulated cane sugar and byproducts.....		311314-3	06/82	249.776	253.531	254.091	256.763	256.806
Secondary products and miscellaneous receipts.....		311314-SM						
Nonchocolate confectionery mfg.....	31134		12/03	182.071	182.055	182.063	182.201	182.167
Nonchocolate confectionery manufacturing.....	311340		12/03	182.016	182.000	182.008	182.146	182.112
Primary products.....		311340-P	12/03	183.585	183.585	183.585	183.709	183.709
Nonchocolate-type confectioneries.....		311340-5	06/83	281.215	281.215	281.215	281.478	281.478
Other confectionery-type products.....		311340-7	06/91	235.915	235.915	235.915	235.915	235.915
Secondary products and miscellaneous receipts.....		311340-SM						

See footnotes at end of table.

Table 11. Producer price indexes for net output of selected industries and their products, not seasonally adjusted — Continued
 [October 2023]

Title ¹	Industry code	Product code	Index base	Unadjusted index ²				
				June 2023	July 2023 ^P	Aug. 2023 ^P	Sept. 2023 ^P	Oct. 2023 ^P
Nonchocolate confectionery manufacturing - Continued								
Secondary products.....		311340-S	12/03	188.184	187.796	187.984	188.490	187.682
Chocolate and confectionery manufacturing.....	31135		12/11	128.114	128.385	129.265	130.093	129.184
Chocolate and confectionery mfg. from cacao.....	311351		12/11	149.503	151.510	154.162	155.789	154.175
Primary products.....		311351-P	12/11	148.127	150.145	152.802	154.425	152.799
Chocolate coatings, made from cacao beans.....		311351-1	12/11	163.827	166.103	169.811	171.819	170.706
Chocolate/chocolate-type confectionery products, made from cacao beans.....		311351-4	12/11	130.249	130.249	130.249	130.345	130.345
Other chocolate and cocoa products, made from cacao beans.....		311351-7	12/11	150.345	153.583	157.724	160.232	157.500
Secondary products and miscellaneous receipts.....		311351-SM1						
Confectionery mfg. from purchased chocolate.....	311352		12/11	119.258	118.871	119.077	119.599	118.960
Primary products.....		311352-P	12/11	119.545	119.108	119.320	119.880	119.166
Chocolate/confectionery products, made from purchased chocolate.....		311352-3	12/11	118.262	117.829	118.038	118.593	117.887
Secondary products and miscellaneous receipts.....		311352-SM						
Miscellaneous receipts.....		311352-M	12/11	137.921	137.921	137.921	137.921	137.921
Fruit & vegetable preserving & specialty food mfg.....	3114		12/84	250.233	249.455	254.419	255.587	256.488
Frozen food manufacturing.....	31141		12/03	179.043	178.968	179.604	182.235	182.841
Frozen fruit and vegetable manufacturing.....	311411		06/81	352.197	352.170	354.969	368.699	371.717
Primary products.....		311411-P	06/81	310.819	310.832	313.158	325.347	327.934
Frozen fruits, juices, ades, drinks, and cocktails.....		311411-1	06/81	240.362	238.363	241.241	256.636	266.250
Frozen fruits.....		311411-11	12/90	256.539	252.107	258.907	257.407	242.249
Frozen vegetables.....		311411-4	06/81	347.539	348.313	350.507	361.882	361.900
Frozen vegetables, other than potato products.....		311411-47	12/11	142.009	141.866	142.694	142.548	142.566
Frozen potato products (French-fried, patties, puffs, etc.).....		311411-48	12/11	170.007	170.739	171.865	181.124	181.124
Secondary products and miscellaneous receipts.....		311411-SM						
Miscellaneous receipts.....		311411-M	06/97	636.665	661.368	708.714	801.347	883.688
Frozen specialty food manufacturing.....	311412		12/82	202.210	202.078	202.162	201.643	201.581
Primary products.....		311412-P	12/82	206.144	206.014	206.099	205.578	205.517
Frozen dinners (beef, pork, and poultry pies) and nationality foods, incl. frozen pizza.....		311412-1	12/82	186.553	186.631	186.547	186.363	186.294
Other frozen specialties, incl. all whipped topping, waffles, soups, etc., excluding seafood.....		311412-4	06/91	230.482	229.308	230.252	228.154	228.154
Secondary products and miscellaneous receipts.....		311412-SM						
Secondary products.....		311412-S	12/82	191.481	190.357	190.478	188.115	187.779
Fruit & vegetable canning, pickling & drying.....	31142		12/03	194.654	193.647	199.924	199.340	200.072
Fruit and vegetable canning.....	311421		06/81	285.840	287.193	293.172	291.877	292.822
Primary products.....		311421-P	06/81	285.064	287.523	288.155	291.661	292.935
Canned catsup and other tomato based sauces.....		311421-D	06/81	246.752	248.422	249.529	256.645	259.694
Canned jams, jellies, and preserves.....		311421-G	06/81	262.615	262.750	262.882	263.163	262.762
Canned and fresh fruit juices, nectars, and concentrates.....		311421-K	12/11	140.528	140.724	140.957	143.551	145.136
Pickles and other pickled products, including horseradish.....		311421-Q	06/81	329.408	329.372	331.202	331.202	327.244
Canned fruits, excluding baby foods.....		311421-1	06/81	326.697	333.510	333.386	334.355	334.930
Canned vegetables.....		311421-5	06/81	298.765	303.154	303.789	304.827	304.711
Secondary products and miscellaneous receipts.....		311421-SM						
Miscellaneous receipts.....		311421-M	06/81	183.402	172.597	265.485	188.256	182.776
Secondary products.....		311421-S	06/81	332.858	325.307	327.824	324.817	327.006
Specialty canning.....	311422		12/82	327.801	315.472	343.029	343.029	343.029
Primary products.....		311422-P	12/82	347.886	332.687	366.659	366.659	366.659
Canned baby foods and other canned specialty/nationality foods.....		311422-5	06/08	149.088	122.940	181.740	181.740	181.740
Canned soups and stews, excluding frozen and seafood.....		311422-6	12/82	460.174	460.125	459.793	459.793	459.793
Canned dry beans.....		311422-7	12/82	222.235	222.235	222.295	222.295	222.295
Secondary products and miscellaneous receipts.....		311422-SM						
Dried and dehydrated food manufacturing.....	311423		12/82	303.279	304.058	304.528	304.630	307.908
Primary products.....		311423-P	12/82	319.224	319.857	320.408	320.489	324.082
Soup mixes (including dried/dehydrated/freeze-dried) and bouillon.....		311423-1	12/82	226.959	225.495	215.116	215.116	215.116
Dried and dehydrated fruits and vegetables, including freeze-dried.....		311423-5	12/82	308.841	309.932	315.884	315.993	316.250
Secondary products and miscellaneous receipts.....		311423-SM						
Dairy product mfg.....	3115		12/84	230.591	227.691	232.297	235.815	240.432
Dairy product (except frozen) mfg.....	31151		12/03	164.065	161.807	165.332	168.058	171.649
Fluid milk manufacturing.....	311511		12/82	292.759	291.130	289.747	297.006	304.252
Primary products.....		311511-P	12/82	268.655	267.161	265.706	272.713	280.011
Yogurt, except frozen.....		311511-A	12/82	183.603	183.732	183.693	183.608	183.226
Perishable dairy product alternatives, including plant-based.....		311511-D	12/91	169.178	169.178	169.178	169.178	169.178
Perishable beverage dairy milk alternatives, including plant-based.....		311511-D1	09/23	-	-	-	100.000	100.000
All other perishable dairy product alternatives, including plant-based.....		311511-D2	09/23	-	-	-	100.000	100.000

See footnotes at end of table.

Table 11. Producer price indexes for net output of selected industries and their products, not seasonally adjusted — Continued
 [October 2023]

Title ¹	Industry code	Product code	Index base	Unadjusted index ²				
				June 2023	July 2023 ^P	Aug. 2023 ^P	Sept. 2023 ^P	Oct. 2023 ^P
Fluid milk manufacturing - Continued								
Fluid milk and cream, bulk sales.....		311511-1	12/91	222.834	222.641	223.925	233.410	251.993
Fluid milk and related products, packaged (incl. cartons, bottles, cans, etc.) excl. U.H.T.....		311511-5	12/82	279.809	277.120	273.961	284.173	292.172
Whole fluid milk, packaged, excluding U.H.T. and flavored.....		311511-51	12/82	258.695	255.895	252.067	263.412	269.544
Fluid milk, lowfat, incl. 2.0, 1.0, and 0.5 percent packaged, excl. U.H.T. and flavored.....		311511-52	12/82	289.956	285.343	280.840	293.269	299.135
Fat free or skim milk, packaged, excluding U.H.T. and flavored.....		311511-53	12/82	297.803	291.977	287.085	298.172	308.350
Other fluid milk related products, incl. heavy & light cream, unflavored sour cream, etc.....		311511-59	06/98	239.785	240.856	241.264	245.195	256.039
Cottage cheese (including bakers', pot, and farmers' cheese).....		311511-7	12/82	309.869	309.018	310.176	310.476	313.341
Other packaged milk products incl. flavored milks, eggnog, buttermilk, etc.....		311511-9	12/91	277.476	275.550	273.884	280.551	286.590
Secondary products and miscellaneous receipts.....		311511-SM						
Miscellaneous receipts.....		311511-M	12/82	437.354	440.703	437.544	440.099	-
Secondary products.....		311511-S	12/82	283.076	281.101	281.497	285.985	287.810
Creamery butter manufacturing.....	311512		06/84	169.438	174.547	190.344	191.437	239.508
Primary products.....		311512-P	06/84	166.817	171.847	187.399	188.475	235.803
Creamery butter.....		311512-0	06/84	166.817	171.847	187.399	188.475	235.803
Cheese manufacturing.....	311513		06/81	196.622	191.359	201.407	203.907	199.802
Primary products.....		311513-P	06/81	181.188	176.327	188.150	190.566	187.564
Raw liquid whey.....		311513-A	12/04	195.008	187.415	186.156	188.538	197.064
Natural cheese (cheddar, Swiss, Italian, brick, cream, grated, dried etc.) excl. cottage cheese.....		311513-1	06/81	170.094	166.404	177.223	179.550	176.880
Natural cheese, except lowfat, shipped in consumer packages or containers (3 lbs. or less).....		311513-1111	12/04	140.732	140.682	139.868	139.930	140.380
Natural cheese, except lowfat, shipped in packages or containers (more than 3 lbs.) or bulk.....		311513-1121	12/04	109.087	104.594	118.221	120.930	116.907
Lowfat natural cheese, except cottage cheese, shipped in consumer packages (3 lbs. or less).....		311513-1131	06/10	113.083	113.286	113.509	113.964	113.891
Lowfat natural cheese, except cottage cheese, shipped in packages (more than 3 lbs.) or in bulk.....		311513-1141	06/10	114.241	107.129	129.438	133.936	129.387
Process cheese and related products.....		311513-4	06/81	186.014	176.254	191.251	193.605	189.059
Process cheese, shipped in consumer packages or containers (3 lbs. or less) ..		311513-41	06/10	125.341	120.252	129.436	130.478	125.175
All other process cheese and related products.....		311513-49	06/10	136.086	127.577	139.396	141.619	140.352
Process cheese, shipped in packages or containers (more than 3 lbs.) or in bulk.....		311513-4921	06/10	133.157	127.252	126.210	127.720	141.191
Cheese food, spread, and other related products.....		311513-4961	12/11	109.752	100.985	120.432	122.747	110.156
Secondary products and miscellaneous receipts.....		311513-SM						
Miscellaneous receipts.....		311513-M	06/81	260.635	261.236	260.530	264.085	264.329
Secondary products.....		311513-S	06/81	223.259	216.972	203.254	204.952	192.484
Dry, condensed, and evaporated dairy products.....	311514		12/83	194.957	191.017	188.062	189.729	192.957
Primary products.....		311514-P	12/83	213.551	207.999	203.390	204.531	207.905
Ice cream mixes and related products.....		311514-A	04/00	149.996	150.710	150.555	152.484	154.170
Dairy product alternatives, including plant-based.....		311514-D	06/92	196.414	196.420	196.405	196.402	197.393
Dry milk products and mixtures.....		311514-1	12/83	169.550	161.775	154.886	156.530	160.005
Milk products, shipped in consumer-type cans, excluding substitutes.....		311514-5	12/83	326.386	326.568	326.975	327.960	327.960
Concentrated milk products shipped in bulk (barrels, drums, and tanks).....		311514-7	12/83	139.224	137.079	139.877	135.995	144.215
Secondary products and miscellaneous receipts.....		311514-SM						
Secondary products.....		311514-S	12/83	122.027	127.032	133.474	138.651	141.659
Ice cream and frozen dessert mfg.....	31152		12/03	172.368	172.494	172.550	172.619	172.942
Ice cream and frozen dessert manufacturing.....	311520		06/83	276.959	277.162	277.251	277.362	277.880
Primary products.....		311520-P	06/83	280.388	280.633	280.712	280.864	281.409
Ice cream and frozen dessert manufacturing.....		311520-0	06/83	280.388	280.633	280.712	280.864	281.409
Ice cream, incl. custards (excl. lowfat and nonfat) shipped in bulk (containers 3 gal or more).....		311520-01	06/83	281.994	281.780	281.467	282.098	286.017
Ice cream, incl. custards (excl. lowfat and nonfat) shipped in sizes less than 3 gallons.....		311520-02	06/83	278.663	278.909	279.279	279.272	279.378
Ice cream, including custards (excluding lowfat and nonfat), novelty forms.....		311520-03	06/92	213.263	213.255	213.262	213.491	214.183
Ice cream, including custards, lowfat and nonfat.....		311520-04	12/98	160.807	160.786	160.770	160.770	160.835
Frozen desserts containing fats other than butterfat (incl. soy, rice, almond, oats, etc.).....		311520-06	12/22	105.234	105.257	105.404	105.243	105.408
Other frozen desserts (yogurt, sherbet, water ices, mellorine, frozen pudding, gelato, etc.).....		311520-09	12/98	211.062	212.152	211.312	211.762	212.180
Secondary products and miscellaneous receipts.....		311520-SM						
Miscellaneous receipts.....		311520-M	06/83	318.220	318.529	320.192	322.497	322.497
Secondary products.....		311520-S	06/83	192.494	191.840	191.980	191.064	191.064
Animal slaughtering & processing.....	31161		12/84	223.799	223.928	223.297	227.762	225.615
Animal, except poultry, slaughtering.....	311611		12/80	252.342	253.349	248.043	249.602	248.555
Primary products.....		311611-P	12/80	248.160	249.163	243.906	245.443	244.405

See footnotes at end of table.

Table 11. Producer price indexes for net output of selected industries and their products, not seasonally adjusted — Continued
 [October 2023]

Title ¹	Industry code	Product code	Index base	Unadjusted index ²				
				June 2023	July 2023 ^P	Aug. 2023 ^P	Sept. 2023 ^P	Oct. 2023 ^P
Animal, except poultry, slaughtering - Continued								
Pork, fresh/frozen, unprocessed, all cuts, except sausage, made in slaughtering plants.....		311611-A	12/80	124.671	140.593	136.650	133.481	136.555
Pork, processed or cured, not canned or made into sausage, made in slaughtering plants.....		311611-G	12/80	256.645	251.854	266.488	272.059	270.987
Fresh and processed sausage, deli, and cooked meats, made in slaughtering plants.....		311611-J	12/80	300.790	302.100	301.630	314.866	323.645
Hides, skins, and pelts, made in slaughtering plants.....		311611-Q	12/80	91.655	90.015	92.154	92.847	86.248
Miscellaneous byproducts of slaughtering plants.....		311611-R	12/80	535.887	589.922	606.032	614.141	587.582
Beef, fresh or frozen, not canned or made into sausage, made in slaughtering plants.....		311611-1	12/80	305.792	293.189	282.741	285.996	284.866
Beef, fresh/frozen whole/half carcass, not canned or made into sausage, misp...		311611-10	12/80	307.754	280.967	294.940	296.635	307.650
Beef, fresh/frozen variety meats, not canned or made into sausage, made in slaughtering plants.....		311611-16	12/80	302.126	297.338	300.405	304.103	298.536
Beef, fresh/frozen, primal and subprimal cuts, made in slaughtering plants.....		311611-17	12/95	274.430	263.809	251.552	254.574	252.830
Lamb/mutton, fresh or frozen, not canned or made into sausage, made in slaughtering plants.....		311611-7	12/95	315.142	314.428	314.831	317.408	325.543
Secondary products and miscellaneous receipts.....		311611-SM						
Miscellaneous receipts.....		311611-M	06/01	411.736	423.135	—	—	—
Secondary products.....		311611-S	12/80	163.279	162.509	162.102	162.899	162.833
Meat processed from carcasses.....	311612		12/82	229.384	236.680	238.811	241.054	236.758
Primary products.....		311612-P	12/82	223.024	230.438	232.567	234.553	230.257
Other processed, frozen, or cooked meats, made from purchased carcasses.....		311612-A	12/82	229.173	237.536	234.586	235.278	231.557
Boxed meat (beef, pork, lamb, etc.), made from purchased carcasses.....		311612-A1	06/08	134.522	139.022	139.466	140.066	139.345
Frozen ground meat patties and other processed, frozen, or cooked meats, mfpc.....		311612-A5	09/16	136.962	142.090	139.636	139.987	137.298
Pork, processed or cured, not canned or made into sausage, mfpc.....		311612-1	12/82	167.103	175.193	178.774	190.642	188.567
Pork, sweet-pickled, dry-cured, or dry salt, not canned or made into sausage, mfpc.....		311612-11	09/16	127.003	127.312	127.217	126.768	125.789
Smoked hams and picnics, excluding canned, made from purchased carcasses.....		311612-12	06/08	135.797	165.120	162.754	165.183	164.017
Smoked slab bacon, made from purchased carcasses.....		311612-13	09/16	129.733	128.348	142.245	136.942	129.151
Smoked sliced bacon, made from purchased carcasses.....		311612-14	06/08	158.270	155.305	160.722	186.987	185.404
Other smoked pork, not canned or made into sausage, made from purchased carcasses.....		311612-15	06/08	158.745	158.505	158.123	159.210	158.901
Boiled ham, barbecue pork, and other cooked pork, except canned meats and sausage, mfpc.....		311612-16	06/08	128.529	136.173	141.001	142.553	140.829
Sausage and similar products, excluding canned, made from purchased carcasses.....		311612-4	12/82	246.658	251.638	261.190	254.359	246.885
Fresh sausage (pork sausage, breakfast links, etc.), excluding canned, mfpc....		311612-41	12/82	288.082	302.160	323.366	310.940	272.718
Dry or semidry sausage (salami, cervelat, pepperoni, summer sausage, pork roll, etc), mfpc.....		311612-42	12/82	233.344	232.850	242.906	244.663	242.629
Frankfurters, including wieners, excluding canned, made from purchased carcasses.....		311612-43	12/82	274.557	276.745	276.469	277.263	277.850
Other sausage (smoked or cooked) & jellied goods & similar preparations, excluding canned, mfpc.....		311612-44	12/82	217.255	222.050	223.856	204.646	220.124
Secondary products and miscellaneous receipts.....		311612-SM						
Secondary products.....		311612-S	12/82	238.767	235.491	235.912	246.037	245.280
Rendering and meat byproduct processing.....	311613		12/82	357.901	354.210	367.213	378.427	373.343
Primary products.....		311613-P	12/82	345.250	341.689	353.378	364.395	359.400
Lard, inedible tallow, and other greases, excluding wool grease.....		311613-2	12/82	415.658	413.099	430.376	447.880	441.948
Animal and marine feed and fertilizer byproducts.....		311613-5	12/82	280.887	277.334	285.626	292.979	288.884
Meat and bone meal.....		311613-51	12/82	220.233	216.310	225.361	230.658	223.699
Animal and marine feed and fertilizer byproducts, except meat and bone meal..		311613-52	12/82	363.701	360.794	367.737	377.954	378.232
Secondary products and miscellaneous receipts.....		311613-SM						
Poultry processing.....	311615		12/81	185.334	179.288	181.420	190.755	188.997
Primary products.....		311615-P	12/81	189.340	183.132	185.271	194.911	193.069
Processed poultry and small game (except soups), containing 20 percent or more poultry or meat.....		311615-D	12/81	147.553	138.221	144.768	159.265	158.909
Young chickens, including bulk, chilled, frozen, whole, and in parts.....		311615-1	12/81	210.628	206.273	207.448	217.125	215.273
Turkeys (including frozen, whole, and parts).....		311615-7	12/81	212.676	206.152	199.524	194.525	187.796
Other poultry and small game (including frozen), whole, and parts.....		311615-9	12/90	310.053	306.760	306.800	306.670	308.628
Secondary products and miscellaneous receipts.....		311615-SM						
Secondary products.....		311615-S	12/81	34.952	34.757	36.372	34.949	36.060
Seafood product preparation & packaging.....	3117		12/03	190.528	190.989	188.589	188.558	186.180
Seafood product preparation and packaging.....	31171		12/03	190.528	190.989	188.589	188.558	186.180
Seafood product preparation and packaging.....	311710		12/11	133.375	133.698	132.018	131.997	130.332
Primary products.....		311710-P	12/11	133.083	133.417	131.703	131.702	130.012
Prepared frozen shellfish.....		311710-3	12/96	171.443	169.117	161.560	160.050	163.225
Prepared fresh fish/seafood, inc. surimi/surimi-based products.....		311710-6	12/82	413.093	415.727	412.235	416.854	411.839
Prepared frozen fish.....		311710-7	12/82	317.959	314.927	310.662	309.375	303.263

See footnotes at end of table.

Table 11. Producer price indexes for net output of selected industries and their products, not seasonally adjusted — Continued
[October 2023]

Title ¹	Industry code	Product code	Index base	Unadjusted index ²				
				June 2023	July 2023 ^P	Aug. 2023 ^P	Sept. 2023 ^P	Oct. 2023 ^P
Seafood product preparation and packaging - Continued								
Other prepared fresh and frozen seafood.....		311710-9	12/96	222.900	232.154	231.703	231.615	233.132
Secondary products and miscellaneous receipts.....		311710-SM						
Secondary products.....		311710-S	12/82	162.406	162.369	162.583	162.545	162.537
Bakeries & tortilla mfg.....	3118		12/03	186.659	186.639	186.856	188.284	188.469
Bread & bakery product mfg.....	31181		12/03	199.120	199.252	199.392	201.524	201.372
Retail bakeries.....	311811		12/03	226.905	230.388	229.892	231.548	231.548
Primary products.....		311811-P	12/99	249.623	254.166	253.520	255.680	255.680
Retail bakery products.....		311811-0	12/99	249.623	254.166	253.520	255.680	255.680
Secondary products and miscellaneous receipts.....		311811-SM						
Commercial bakeries.....	311812		06/80	446.217	445.719	445.863	451.867	451.416
Primary products.....		311812-P	06/80	440.369	439.841	440.837	446.726	446.629
Bread (white, wheat, rye, etc.), including frozen.....		311812-1	06/80	441.019	447.249	444.814	449.589	448.462
White pan bread.....		311812-15	12/11	141.161	144.042	142.103	143.579	142.727
White hearth bread (French, Italian, etc.).....		311812-16	12/11	142.978	143.474	143.938	143.938	144.748
Dark wheat breads (whole wheat, cracked wheat, multigrain, etc.).....		311812-17	12/11	138.763	143.253	143.321	142.456	141.921
Other variety breads (rye, unleavened, raisin, potato, self-rising, salt-free, canned, etc.).....		311812-18	12/11	127.710	126.750	126.683	130.912	130.947
Rolls, bread-type (including muffins, bagels, and croissants), including frozen.....		311812-5	06/80	413.669	407.047	410.805	417.651	418.714
Rolls, hamburger and wiener.....		311812-51	12/11	131.431	128.414	128.475	132.128	132.499
All other rolls, bread-type (incl. muffins, bagels, and croissants).....		311812-59	12/11	149.971	148.447	150.898	151.960	152.313
Soft cakes, excluding frozen.....		311812-7	06/80	484.094	482.210	485.481	496.808	496.126
Pies (fruit, cream, and custard), excluding frozen.....		311812-8	06/80	—	—	—	—	522.680
Other sweet goods, excluding frozen.....		311812-9	06/80	460.762	460.547	460.547	461.533	461.453
Secondary products and miscellaneous receipts.....		311812-SM						
Miscellaneous receipts.....		311812-M	06/80	512.192	513.720	526.242	526.751	—
Secondary products.....		311812-S	06/80	417.805	417.601	407.554	414.010	409.873
Frozen cakes and other pastries manufacturing.....	311813		06/91	241.337	241.165	242.341	241.933	241.929
Primary products.....		311813-P	12/82	348.707	348.437	350.088	349.440	349.440
Frozen cakes, pies, and other pastries.....		311813-0	12/82	348.707	348.437	350.088	349.440	349.440
Secondary products and miscellaneous receipts.....		311813-SM						
Secondary products.....		311813-S	06/91	191.151	191.123	192.296	192.260	192.229
Cookie, cracker & pasta mfg.....	31182		12/03	167.210	166.799	166.890	166.838	167.434
Cookie and cracker manufacturing.....	311821		06/83	263.333	263.419	263.266	263.266	263.266
Primary products.....		311821-P	06/83	261.275	261.372	261.199	261.199	261.199
Crackers, biscuits, and related products.....		311821-2	06/83	251.767	252.004	252.004	252.004	252.004
Saltines and all other crackers, cracker meal and crumbs, and biscuits.....		311821-24	01/12	101.250	101.345	101.345	101.345	101.345
Cookies, wafers, and ice cream cones and cups (excluding frozen).....		311821-4	06/83	266.607	266.607	266.315	266.315	266.315
Secondary products and miscellaneous receipts.....		311821-SM						
Secondary products.....		311821-S	06/83	278.731	278.731	278.731	278.731	278.731
Dry pasta, dough, and flour mixes manufacturing from purchased flour.....	311824		06/85	257.933	256.749	257.112	256.969	258.593
Primary products.....		311824-P	12/11	136.489	135.778	136.071	135.999	136.895
Prepared flour mixes (incl refrigerated & frozen doughs & batters) made from purchased flour.....		311824-1	06/85	241.134	241.736	242.517	242.325	243.260
Flour mixes (refrigerated & frozen doughs & batters), ex cake mixes, made from purchased flour.....		311824-12	06/85	238.063	238.692	239.507	239.306	240.281
Dry macaroni, spaghetti and egg noodle products (excluding canned or frozen).....		311824-3	06/85	288.284	282.420	282.420	282.420	285.838
Secondary products and miscellaneous receipts.....		311824-SM						
Secondary products.....		311824-S	06/85	325.092	328.217	322.904	322.893	322.474
Tortilla mfg.....	31183		12/03	172.024	172.773	174.532	177.523	178.767
Tortilla manufacturing.....	311830		12/03	172.026	172.775	174.534	177.525	178.769
Primary products.....		311830-P	06/91	210.522	211.527	213.881	217.734	219.368
Tortillas, sold in bulk or packages, excluding frozen or canned.....		311830-0	06/91	210.522	211.527	213.881	217.734	219.368
Secondary products and miscellaneous receipts.....		311830-SM						
Miscellaneous receipts.....		311830-M	12/03	135.544	135.544	135.544	135.544	135.544
Secondary products.....		311830-S	12/03	184.217	183.511	181.885	182.140	181.623
Other food manufacturing.....	3119		12/03	176.915	177.366	178.876	178.287	177.265
Snack food mfg.....	31191		12/03	187.051	188.298	187.693	186.200	185.950
Roasted nuts and peanut butter manufacturing.....	311911		12/03	151.805	155.207	152.150	148.184	148.109
Primary products.....		311911-P	12/03	151.706	155.216	151.970	147.738	147.665
Nuts and seeds (salted, roasted, cooked, or blanched).....		311911-1	06/91	191.591	197.115	192.378	185.893	185.725
Nuts (salted, roasted, cooked, or blanched), sold in bulk.....		311911-11	06/91	158.688	163.684	159.284	153.090	153.090
Canned nuts (salted, roasted, cooked, or blanched).....		311911-12	06/91	147.579	153.356	148.185	154.194	151.621
All other packaged nuts, including all types of seeds (salted, roasted, cooked, or blanched).....		311911-13	06/91	255.845	252.191	258.213	259.952	258.439

See footnotes at end of table.

Table 11. Producer price indexes for net output of selected industries and their products, not seasonally adjusted — Continued
[October 2023]

Title ¹	Industry code	Product code	Index base	Unadjusted index ²				
				June 2023	July 2023 ^P	Aug. 2023 ^P	Sept. 2023 ^P	Oct. 2023 ^P
Roasted nuts and peanut butter manufacturing - Continued								
Peanut butter.....		311911-4	12/85	242.572	237.601	238.591	242.890	243.495
Secondary products and miscellaneous receipts.....		311911-SM						
Secondary products.....		311911-S	06/91	155.166	155.675	160.337	165.692	165.453
Other snack food manufacturing.....	311919		06/91	257.512	257.387	258.537	258.615	258.174
Primary products.....		311919-P	12/85	293.622	293.477	294.815	294.905	294.392
Potato chips and sticks, plain and flavored.....		311919-1	12/85	286.378	286.011	286.011	286.011	285.464
Corn chips and related products.....		311919-4	12/85	282.032	282.032	285.827	285.827	284.967
Other chips, sticks (hard pretzels, bacon rinds, popcorn (except candied), etc.)....		311919-7	12/03	205.836	205.836	205.908	206.133	206.133
Secondary products and miscellaneous receipts.....		311919-SM						
Coffee & tea mfg.....	31192		12/03	177.750	177.738	189.786	189.919	189.566
Coffee and tea manufacturing.....	311920		06/81	248.551	248.535	265.382	265.567	265.075
Primary products.....		311920-P	06/81	234.509	234.494	250.468	250.643	250.177
Roasted coffee.....		311920-1	06/81	246.737	246.649	265.446	265.623	265.151
Coffee, concentrated, including coffee substitutes.....		311920-5	06/81	206.380	206.380	212.457	212.457	212.457
Tea in consumer packages.....		311920-7	12/85	183.708	184.155	185.694	185.918	185.340
Secondary products and miscellaneous receipts.....		311920-SM						
Miscellaneous receipts.....		311920-M	12/00	220.466	220.466	220.466	220.466	-
Flavoring syrup & concentrate mfg.....	31193		12/03	162.559	162.559	162.559	162.559	162.559
Flavoring syrup and concentrate manufacturing.....	311930		12/85	241.215	241.215	241.215	241.215	241.215
Primary products.....		311930-P	12/85	252.062	252.062	252.062	252.062	252.062
Liquid beverage bases, excluding use by soft drink bottlers.....		311930-1	12/85	314.596	314.596	314.596	314.596	314.596
Soft drink flavoring syrup, sold in bulk.....		311930-6	05/15	138.940	138.940	138.940	138.940	138.940
Other flavoring agents (except chocolate syrups).....		311930-8	12/85	161.663	161.663	161.663	161.663	161.663
Secondary products and miscellaneous receipts.....		311930-SM						
Secondary products.....		311930-S	06/07	169.494	169.494	169.494	169.494	169.494
Seasoning & dressing mfg.....	31194		12/03	190.498	194.209	194.619	194.599	194.652
Mayonnaise, dressing, and sauce manufacturing.....	311941		12/03	179.639	186.326	186.662	186.437	186.419
Primary products.....		311941-P	06/81	323.452	336.951	336.890	336.405	336.356
Vinegar and cider.....		311941-1	12/85	185.305	185.305	185.305	185.305	185.305
Prepared sauces, excluding tomato-based sauces and sauces comprised of 20 percent or more meat.....		311941-4	06/81	258.400	279.091	278.988	278.988	278.906
Mayonnaise, salad dressings, and sandwich spreads.....		311941-7	06/81	337.818	340.285	340.285	339.207	339.207
Spoon-type salad dressing incl. mayonnaise, sandwich spreads, refrigerated dressings, semisolid.....		311941-75	06/07	179.261	182.601	182.601	182.616	182.616
Pourable-type salad dressing (reduced calorie, cheese, vinegar and oil, etc.)....		311941-76	06/07	164.143	162.564	162.564	161.237	161.237
Secondary products and miscellaneous receipts.....		311941-SM						
Miscellaneous receipts.....		311941-M	06/94	150.332	150.332	150.332	150.332	150.332
Secondary products.....		311941-S	06/81	279.773	279.008	284.960	285.224	285.338
Spice and extract manufacturing.....	311942		12/03	194.341	194.285	194.766	194.996	195.131
Primary products.....		311942-P	12/03	196.422	196.381	196.863	197.145	197.269
Table salt (evaporated), pepper (white and black), and other spices.....		311942-1	06/85	265.798	265.618	265.131	264.413	264.960
Pepper and other spices in commercial sizes (1 lb or more).....		311942-16	05/17	111.032	110.836	110.836	109.448	110.274
Flavoring extracts, emulsions, liquid flavors, and food colorings.....		311942-6	12/85	362.343	362.343	362.343	362.343	362.343
Dry mix food preparations.....		311942-7	06/91	166.233	166.233	167.495	168.443	168.443
Secondary products and miscellaneous receipts.....		311942-SM						
All other food mfg.....	31199		12/03	164.510	162.381	163.157	162.728	159.392
Perishable prepared food manufacturing.....	311991		12/03	150.216	146.135	147.115	148.566	144.990
Primary products.....		311991-P	12/85	215.459	209.410	210.840	212.973	207.673
Perishable prepared foods.....		311991-0	12/85	215.459	209.410	210.840	212.973	207.673
Secondary products and miscellaneous receipts.....		311991-SM						
Miscellaneous receipts.....		311991-M	12/03	233.443	233.400	233.443	233.400	233.379
All other miscellaneous food manufacturing.....	311999		12/03	168.726	169.220	169.678	166.951	164.176
Primary products.....		311999-P	12/03	165.353	166.138	166.571	163.936	161.068
All other miscellaneous manufactured foods.....		311999-0	12/03	165.353	166.138	166.571	163.936	161.068
Secondary products and miscellaneous receipts.....		311999-SM						
Beverage & tobacco mfg.....	312		12/03	198.868	198.416	199.823	199.786	201.900
Beverage mfg.....	3121		12/84	236.184	234.103	235.185	234.784	235.450
Soft drink & ice mfg.....	31211		12/03	187.304	184.188	185.792	184.371	184.976
Soft drink manufacturing.....	312111		06/81	313.200	307.349	309.001	306.342	308.660
Primary products.....		312111-P	06/81	322.718	316.339	318.215	315.455	317.666
Soft drinks, non-carbonated.....		312111-A	12/00	206.051	194.065	196.221	193.819	196.736
Soft drinks, non-carbonated, all other types.....		312111-A3	06/07	135.712	135.443	135.273	136.195	136.839
Soft drinks, non-carbonated, fruit drinks, cocktails, ades.....		312111-A4	12/11	160.214	146.756	149.295	146.068	149.030

See footnotes at end of table.

Table 11. Producer price indexes for net output of selected industries and their products, not seasonally adjusted — Continued
 [October 2023]

Title ¹	Industry code	Product code	Index base	Unadjusted index ²				
				June 2023	July 2023 ^P	Aug. 2023 ^P	Sept. 2023 ^P	Oct. 2023 ^P
Soft drink manufacturing - Continued								
Soft drinks, bottled, canned, glass, plastic, carbonated.....		312111-2	12/11	166.074	165.688	166.303	165.117	165.704
Secondary products and miscellaneous receipts.....		312111-SM						
Miscellaneous receipts.....		312111-M	06/81	220.559	219.660	221.690	221.060	230.771
Secondary products.....		312111-S	06/81	326.566	333.273	327.578	325.047	331.127
Bottled water manufacturing.....								
Primary products.....	312112		12/03	113.634	112.924	116.450	116.067	113.395
Bottled water.....		312112-P	12/03	112.184	111.479	114.982	114.602	111.944
Secondary products and miscellaneous receipts.....		312112-0	12/00	110.149	109.456	112.896	112.523	109.913
Secondary products.....		312112-SM						
Secondary products.....		312112-S2	09/18	144.562	144.523	144.883	144.858	145.610
Ice manufacturing.....								
Primary products.....	312113		12/85	310.523	312.946	312.946	314.514	314.514
Ice, manufactured (cubed, crushed, etc.), including can or block.....		312113-P	12/85	298.728	301.099	301.099	302.633	302.633
Secondary products and miscellaneous receipts.....		312113-0	12/03	200.128	201.716	201.716	202.744	202.744
Miscellaneous receipts.....		312113-SM						
Miscellaneous receipts.....		312113-M	08/98	167.617	167.617	167.617	167.617	—
Breweries.....								
Breweries.....	31212		12/03	153.712	153.626	153.576	154.163	154.959
Breweries.....								
Primary products.....	312120		06/82	230.588	230.459	230.384	231.264	232.458
Canned beer and ale case goods.....		312120-P	06/82	228.032	227.886	227.800	228.795	230.146
Bottled beer and ale case goods.....		312120-5	06/82	199.292	198.697	198.446	198.439	201.162
Beer and ale in barrels and kegs.....		312120-7	06/82	312.924	312.868	312.872	316.129	318.769
All other malt beverages and brewing products.....		312120-9	06/82	180.968	180.539	181.051	179.515	179.606
Secondary products and miscellaneous receipts.....		312120-SM						
Miscellaneous receipts.....		312120-M	12/02	166.799	166.799	166.799	166.799	166.799
Wineries.....								
Wineries.....	31213		12/03	145.982	145.763	146.170	147.001	147.008
Wineries.....								
Primary products.....	312130		12/83	202.885	202.587	203.152	204.305	204.316
Wines, brandy, and brandy spirits.....		312130-P	12/83	208.218	207.775	208.374	209.597	209.596
Wines, white, red, and rose grape, and other fruits, 14 percent or less alcohol...		312130-0	12/98	148.680	148.363	148.791	149.664	149.663
Wines, white grape, 14 percent or less alcohol content.....		312130-08	12/11	116.202	115.901	116.172	116.953	116.788
Wines, red grape, 14 percent or less alcohol content.....		312130-0811	12/83	170.242	170.250	170.306	172.642	173.246
Wines, red grape and other fruits and berries, 14 percent or less alcohol.		312130-0821	12/83	220.890	219.689	220.683	220.683	219.229
Wines, rose grape and other fruits and berries, 14 percent or less alcohol.		312130-0831	12/11	143.321	143.321	143.321	143.321	143.347
Wines, dessert, effervescent, and wine coolers.....		312130-09	12/11	124.137	124.137	126.510	126.316	131.642
All other wines, brandy, and brandy spirits.....		312130-0B	06/06	164.161	164.516	164.528	164.528	163.212
Secondary products and miscellaneous receipts.....		312130-SM						
Miscellaneous receipts.....		312130-M	12/91	168.479	171.614	171.614	171.614	171.947
Distilleries.....								
Distilleries.....	31214		12/03	110.850	110.391	110.426	110.421	110.310
Distilleries.....								
Primary products.....	312140		06/83	182.432	181.676	181.725	181.718	181.535
Distilled liquor, excluding brandy.....		312140-P	06/83	177.447	176.714	176.714	176.714	176.537
Distilled whiskey, all other distilled liquor, excluding brandy.....		312140-2	07/98	83.326	82.593	82.593	82.593	82.593
Bottled liquor, excluding brandy.....		312140-22	12/11	125.890	124.781	124.781	124.781	124.781
Bottled whiskey.....		312140-5	06/83	200.594	200.594	200.594	200.594	200.217
Bottled gin, vodka, rum, cordials, cocktails, and similiar compounds.....		312140-5B	06/12	102.600	102.600	102.600	102.600	102.600
Secondary products and miscellaneous receipts.....		312140-5C	06/12	105.548	105.548	105.548	105.548	105.027
Miscellaneous receipts.....		312140-SM						
Miscellaneous receipts.....		312140-M	08/83	196.495	196.495	204.603	204.603	204.603
Tobacco mfg.....								
Tobacco mfg.....	3122		12/84	1,068.426	1,078.406	1,090.687	1,093.354	1,119.513
Tobacco manufacturing.....								
Tobacco manufacturing.....	31223		12/82	1,169.751	1,180.678	1,194.124	1,197.043	1,225.683
Tobacco manufacturing.....								
Primary products.....	312230		12/11	194.918	196.739	198.979	199.466	204.238
Tobacco stemming and redrying.....		312230-P	12/11	200.096	201.970	204.275	204.776	209.686
Tobacco, unstemmed leaf, redried before packing.....		312230-0	06/84	118.929	118.929	118.883	118.883	118.935
Tobacco, stemmed.....		312230-01	12/03	121.946	121.946	122.032	122.032	122.129
Cigarettes, excluding electronic.....		312230-04	06/84	107.397	107.397	107.210	107.210	—
Other tobacco products.....		312230-1	12/82	1,289.938	1,303.761	1,321.313	1,326.066	1,362.990
Cigars.....		312230-9	12/03	236.310	236.824	236.824	235.693	236.192
Chewing and smoking tobacco.....		312230-91	12/82	651.490	657.856	657.856	657.856	657.856
Secondary products and miscellaneous receipts.....		312230-94	12/82	977.480	977.835	977.835	971.803	974.465
Secondary products and miscellaneous receipts.....		312230-SM						
Textile mills.....								
Fiber, yarn, and thread mills.....	313		12/03	170.502	170.032	169.564	169.721	169.303
Fiber, yarn, and thread mills.....	3131		12/84	169.502	169.963	169.547	170.030	169.731
Fiber, yarn, and thread mills.....	31311		12/84	169.502	169.963	169.547	170.030	169.731
Fiber, yarn, and thread mills.....	313110		12/11	118.006	118.327	118.037	118.374	118.166
Primary products.....		313110-P	12/11	117.942	118.262	117.973	118.309	118.101

See footnotes at end of table.

Table 11. Producer price indexes for net output of selected industries and their products, not seasonally adjusted — Continued
[October 2023]

Title ¹	Industry code	Product code	Index base	Unadjusted index ²				
				June 2023	July 2023 ^P	Aug. 2023 ^P	Sept. 2023 ^P	Oct. 2023 ^P
Fiber, yarn, and thread mills - Continued								
Spun yarns.....		313110-4	12/82	151.512	151.498	151.611	151.611	152.861
Cotton spun yarns.....		313110-42	05/22	80.972	80.972	80.972	80.972	81.023
Rayon, acetate, and lyocell spun yarns.....		313110-45	12/82	179.885	179.885	179.885	179.885	179.885
Noncellulosic fiber and other natural fiber (excluding cotton and wool) spun yarns.....		313110-47	12/96	143.207	143.046	144.423	144.423	144.270
Other noncellulosic fiber & other natural fiber yarns, spun & finished in the same est.....		313110-475	12/11	126.398	126.398	126.398	126.398	125.969
Textured and twisted yarns.....		313110-6	12/82	206.686	207.875	206.660	207.888	205.370
Textured/crimped/bulked filament yarns, incl. stretch yarn, made from purchased filament yarn.....		313110-6H	12/82	225.386	226.718	225.264	226.526	223.720
Fabric mills.....	3132		12/03	163.037	162.706	162.063	162.256	162.303
Broadwoven fabric mills.....	31321		12/03	163.253	162.738	162.376	162.484	162.813
Broadwoven fabric mills.....	313210		12/03	163.203	162.688	162.326	162.434	162.764
Primary products.....		313210-P	12/03	161.741	161.209	160.835	160.977	161.326
Fabricated textile products, made in weaving mills.....		313210-W	12/06	142.317	144.817	139.416	139.049	138.488
Cotton broadwoven fabrics.....		313210-4	09/21	121.706	120.149	120.131	120.533	120.683
Manmade, silk, and other natural fiber (excluding cotton and wool) broadwoven fabrics.....		313210-8	09/21	110.486	110.364	110.303	110.322	110.699
Greige manmade, silk, and other natural fiber (exc cotton/wool) broadwoven fabrics.....		313210-81	06/11	120.149	120.054	119.901	119.989	120.390
Finished manmade, silk, & natural fiber (exc cotton/wool) broadwoven, finished in weaving mills.....		313210-83	06/81	186.472	186.118	186.354	186.122	186.792
Secondary products and miscellaneous receipts.....		313210-SM						
Narrow fabric mills and schiffli embroidery.....	31322		06/84	242.958	241.690	244.028	244.307	244.110
Narrow fabric mills and schiffli embroidery.....	313220		06/84	246.315	245.030	247.399	247.682	247.482
Primary products.....		313220-P	06/84	248.642	247.325	249.754	250.044	249.842
Woven narrow fabrics (12 inches or less in width).....		313220-2	06/84	235.631	233.819	237.156	237.555	238.281
Braided narrow fabrics (12 inches or less in width).....		313220-4	06/84	367.698	367.698	367.723	367.723	367.136
Secondary products and miscellaneous receipts.....		313220-SM						
Secondary products.....		313220-S	06/84	282.112	282.112	282.112	282.112	281.823
Nonwoven fabric mills.....	31323		12/03	152.191	152.042	150.913	151.084	151.021
Nonwoven fabric mills.....	313230		12/85	181.755	181.578	180.236	180.440	180.365
Primary products.....		313230-P	12/85	187.218	187.035	185.646	185.857	185.780
Nonwoven fabrics.....		313230-1	12/85	190.020	189.894	188.394	188.648	188.502
Pressed, punched, or needled felts, excluding hats.....		313230-5	12/85	165.086	163.816	164.280	163.708	164.911
Secondary products and miscellaneous receipts.....		313230-SM1						
Knit fabric mills.....	31324		12/03	166.123	165.763	165.698	166.171	166.144
Knit fabric mills.....	313240		12/11	139.709	139.406	139.351	139.749	139.726
Primary products.....		313240-P	12/11	136.380	136.078	136.023	136.382	136.360
Weft (circular) knit fabrics.....		313240-2	06/81	161.897	161.173	161.173	161.415	161.415
Weft (circular) knit fabrics, greige goods (excluding hosiery).....		313240-21	06/81	163.132	161.035	161.035	161.035	161.035
Other knit fabrics and laces.....		313240-23	12/94	162.258	162.258	162.258	162.614	162.614
Other knit fabrics, greige goods (excluding hosiery).....		313240-4	06/81	180.338	180.338	180.194	180.869	180.811
Warp knit fabrics, greige goods (excluding hosiery).....		313240-41	06/81	231.730	231.730	231.730	231.730	231.730
Warp knit fabrics, knit and finished in same establishment.....		313240-43	12/03	148.892	148.892	148.657	149.760	149.664
Secondary products and miscellaneous receipts.....		313240-SM1						
Textile and fabric finishing mills.....	3133		12/03	192.869	191.285	191.110	190.916	189.432
Textile and fabric finishing mills.....	31331		12/03	194.338	192.261	191.592	190.690	189.081
Textile and fabric finishing mills.....	313310		12/11	153.413	151.776	151.249	150.538	149.271
Primary products.....		313310-P	12/11	154.802	153.091	152.539	151.796	150.470
Textile and fabric finishing, except broadwoven.....		313310-B	12/03	167.872	164.769	163.402	163.402	157.866
Finished broadwoven fabrics, finished in finishing mills.....		313310-4	12/03	210.712	208.932	208.520	207.153	207.153
Commission finishing of cotton broadwoven fabrics.....		313310-43	06/84	316.623	316.398	315.613	314.847	314.847
Other finished broadwoven fabrics (excl. cotton and wool), finished in finishing mills.....		313310-45	06/84	282.248	275.328	274.816	268.665	268.665
Other commission finishing of broadwoven fabrics (excl. cotton & wool).....		313310-47	06/84	305.851	304.959	303.987	304.184	304.184
Secondary products and miscellaneous receipts.....		313310-SM						
Fabric coating mills.....	31332		12/03	196.296	195.748	196.661	198.029	196.766
Fabric coating mills.....	313320		06/85	277.194	276.421	277.710	279.641	277.859
Primary products.....		313320-P	06/85	270.317	269.559	270.833	272.732	270.984
Vinyl coated fabrics, including expanded vinyl coated.....		313320-1	06/85	262.517	262.517	264.248	267.885	261.665
Rubber coated fabrics, garments, and footwear.....		313320-4	12/03	214.394	214.393	218.794	218.794	218.794
Coated or laminated fabrics and coated yarns, incl. impregnated fabrics.....		313320-5	06/06	162.027	161.328	161.660	162.468	162.468
Secondary products and miscellaneous receipts.....		313320-SM						

See footnotes at end of table.

Table 11. Producer price indexes for net output of selected industries and their products, not seasonally adjusted — Continued
 [October 2023]

Title ¹	Industry code	Product code	Index base	Unadjusted index ²				
				June 2023	July 2023 ^P	Aug. 2023 ^P	Sept. 2023 ^P	Oct. 2023 ^P
Fabric coating mills - Continued								
Secondary products.....		313320-S	06/85	214.687	214.130	212.447	212.447	211.368
Textile product mills.....	314		12/03	158.212	158.361	159.218	160.616	160.695
Textile furnishings mills.....	3141		12/03	152.802	152.632	153.971	156.057	156.109
Carpet and rug mills.....	31411		12/84	187.290	187.021	189.237	192.689	192.760
Carpet and rug mills.....	314110		06/90	171.406	171.160	173.187	176.347	176.412
Primary products.....		314110-P	06/90	172.747	172.506	174.559	177.758	177.825
Carpet and rugs.....		314110-0	06/90	172.747	172.506	174.559	177.758	177.825
Secondary products and miscellaneous receipts.....		314110-SM						
Curtain and linen mills.....	31412		12/03	157.895	157.865	157.865	157.864	157.899
Curtain and linen mills.....	314120		06/83	184.716	184.681	184.681	184.680	184.720
Primary products.....		314120-P	06/83	182.589	182.510	182.510	182.510	182.510
Curtains and draperies, made from purchased materials.....		314120-1	06/84	223.457	225.113	225.113	225.113	225.113
Other household textile products, made from purchased materials.....		314120-8	06/83	180.324	179.639	179.639	179.639	179.639
Bedspreads, made from purchased materials.....		314120-83	06/83	152.318	152.318	152.318	152.318	152.318
Other household furnishings, made from purchased materials.....		314120-89	06/83	165.928	165.176	165.176	165.176	165.176
Secondary products and miscellaneous receipts.....		314120-SM						
Miscellaneous receipts.....		314120-M	06/83	198.687	199.901	199.901	199.901	199.901
Secondary products.....		314120-S	06/83	247.826	247.826	247.826	247.794	250.844
Other textile product mills.....	3149		12/03	163.409	163.998	164.175	164.599	164.716
Textile bag and canvas mills.....	31491		12/03	167.412	169.590	169.607	169.643	169.846
Textile bag and canvas mills.....	314910		12/11	139.696	141.515	141.529	141.559	141.729
Primary products.....		314910-P	12/11	141.132	143.179	143.195	143.228	143.419
Textile bags.....		314910-1	12/85	214.875	214.875	214.875	214.875	214.875
Canvas and related products.....		314910-5	12/85	363.139	369.247	369.293	369.393	369.962
Secondary products and miscellaneous receipts.....		314910-SM						
Miscellaneous receipts.....		314910-M	12/11	115.661	115.661	115.661	115.661	115.661
Secondary products.....		314910-S	12/11	163.901	163.924	163.924	163.933	163.936
All other textile product mills.....	31499		12/03	160.326	160.139	160.393	161.003	161.076
Rope, twine, tire cord, and tire fabric mills.....	314994		12/11	115.790	115.400	115.450	115.269	115.125
Primary products.....		314994-P	12/11	113.585	112.833	113.245	113.080	112.939
Rope, cordage, and twine.....		314994-4	06/85	291.594	292.189	293.106	292.205	291.439
Tire cord and tire fabrics.....		314994-7	06/84	145.201	143.118	143.708	143.708	143.708
Secondary products and miscellaneous receipts.....		314994-SM						
Miscellaneous receipts.....		314994-M	12/11	150.432	150.432	150.326	149.365	149.160
All other miscellaneous textile product mills.....	314999		12/03	156.280	156.385	156.527	157.412	157.575
Primary products.....		314999-P	12/03	156.584	156.634	156.819	157.505	157.674
Embroideries (excluding Schiffl machine products) and embroidery contractors.....		314999-6	12/11	129.221	129.221	130.010	130.598	130.598
Trimnings and findings, excluding automobile and apparel.....		314999-7	12/03	213.368	213.368	213.368	213.368	213.368
All other miscellaneous fabricated textile products.....		314999-8	12/03	154.517	154.592	154.592	155.034	155.281
Secondary products and miscellaneous receipts.....		314999-SM						
Miscellaneous receipts.....		314999-M	12/03	174.744	175.590	175.590	179.319	179.319
Secondary products.....		314999-S	12/03	137.942	137.942	137.691	138.085	138.353
Apparel manufacturing.....	315		12/03	127.277	127.389	127.399	127.751	127.861
Apparel knitting mills.....	3151		12/84	139.006	139.945	139.945	139.945	139.945
Apparel Knitting Mills.....	31512		12/22	100.812	101.493	101.493	101.493	101.493
Apparel knitting mills.....	315120		12/22	100.812	101.493	101.493	101.493	101.493
Primary products.....		315120-P	12/22	100.832	101.512	101.512	101.512	101.512
Hosiery and socks.....		315120-1	12/10	115.999	116.976	116.976	116.976	116.976
Hosiery and socks.....		315120-10	05/20	106.797	107.697	107.697	107.697	107.697
Other apparel knitting mills.....		315120-2	12/11	117.457	117.457	117.457	117.457	117.457
Secondary products and miscellaneous receipts.....		315120-SM						
Cut and sew apparel manufacturing.....	3152		12/03	124.599	124.610	124.624	124.719	124.867
Cut and sew apparel contractors.....	31521		12/03	125.432	125.432	125.432	125.432	125.432
Cut and sew apparel contractors.....	315210		12/11	119.632	119.632	119.632	119.632	119.632
Primary products.....		315210-P	12/11	119.854	119.854	119.854	119.854	119.854
Contract receipts for men's and boys' (including unisex) apparel.....		315210-4	12/03	142.997	142.997	142.997	142.997	142.997
Contract receipts for men's and boys' pants, work apparel, and other outerwear.....		315210-48	06/07	123.826	123.826	123.826	123.826	123.826
Secondary products and miscellaneous receipts.....		315210-SM						
Cut and sew apparel manufacturing (except contractors).....	31525		12/22	100.646	100.658	100.673	100.775	100.934

See footnotes at end of table.

Table 11. Producer price indexes for net output of selected industries and their products, not seasonally adjusted — Continued
[October 2023]

Title ¹	Industry code	Product code	Index base	Unadjusted index ²				
				June 2023	July 2023 ^P	Aug. 2023 ^P	Sept. 2023 ^P	Oct. 2023 ^P
Cut and sew apparel manufacturing (except contractors).....	315250		12/22	100.646	100.664	100.678	100.782	100.940
Primary products.....		315250-P	12/22	100.640	100.619	100.634	100.728	100.891
Men's and boys' cut and sew apparel manufacturing.....		315250-1	12/11	140.201	139.752	139.825	139.844	140.658
Men's and boys' nightwear, robes, and underwear, made from purchased fabrics.....		315250-11	12/03	165.532	165.532	165.532	165.532	166.100
Men's and boys' suits, coats, and overcoats, made from purchased fabrics.....		315250-12	12/80	223.593	223.593	223.593	223.593	226.614
Men's and boys' shirts, except work shirts, made from purchased fabrics.....		315250-13	06/83	189.326	189.326	189.866	189.866	190.139
Men's and boys' pants, except work pants, made from purchased fabrics.....		315250-14	12/81	287.302	266.785	266.785	266.785	—
Men's and boys' work clothing, made from purchased fabrics.....		315250-15	12/81	178.824	178.677	178.677	178.677	178.677
Men's and boys' other outerwear, made from purchased fabrics.....		315250-16	12/83	220.726	221.228	221.228	221.434	221.501
Women's, girls', and infants' cut and sew apparel manufacturing.....		315250-2	12/11	105.503	105.661	105.662	105.701	105.706
Women's and girls' lingerie and nightwear, made from purchased fabrics.....		315250-21	12/03	119.242	119.242	119.242	119.242	119.242
Women's and girls' blouses and shirts, made from purchased fabrics.....		315250-22	06/83	175.370	175.573	175.579	175.579	175.579
Women's and girls' dresses, made from purchased fabrics.....		315250-23	12/80	126.638	126.886	126.886	126.886	126.886
Women's and girls' suits, coats, and skirts, made from purchased fabrics.....		315250-24	12/82	129.100	129.943	129.943	129.943	129.943
Women's and girls' other outerwear, made from purchased fabrics.....		315250-25	06/83	109.488	109.497	109.497	109.661	109.681
Other cut and sew apparel manufacturing.....		315250-3	12/22	103.024	102.957	102.957	103.334	103.334
Fur and leather apparel, made from purchased materials.....		315250-31	12/03	205.101	204.039	204.039	207.572	207.572
All other cut and sew apparel, made from purchased materials.....		315250-32	12/03	157.059	157.059	157.059	157.325	157.325
Secondary products and miscellaneous receipts.....		315250-SM						
Miscellaneous receipts.....		315250-M	12/11	125.129	128.296	128.296	129.003	129.003
Secondary products.....		315250-S	12/11	122.213	122.260	122.260	122.535	122.535
Accessories and other apparel manufacturing.....	3159		12/03	160.180	160.180	160.180	163.284	163.288
Accessories and other apparel manufacturing.....	31599		12/03	160.176	160.176	160.176	163.280	163.284
Accessories and other apparel manufacturing.....	315990		12/11	144.092	144.092	144.092	146.892	146.895
Primary products.....		315990-P	12/11	138.984	138.984	138.984	141.917	141.917
All other accessories and apparel.....		315990-B	12/03	140.295	140.295	140.295	140.295	140.295
Leather belts, made from purchased materials.....		315990-BC	06/85	173.027	173.027	173.027	173.027	173.027
All other apparel accessories, made from purchased materials.....		315990-BE	12/11	140.331	140.331	140.331	140.331	140.331
Hats, caps, and millinery products.....		315990-4	12/90	256.072	256.072	256.072	269.547	269.547
Men's and boys' fabric, straw, and felt hats, made from purchased materials.....		315990-41	12/90	277.937	277.937	277.937	295.809	295.809
Women's, girls', and infants' fabric, straw, and felt hats, made from purchased materials.....		315990-43	12/90	159.903	159.903	159.903	159.903	159.903
Hat bodies and fabric caps, made from purchased materials.....		315990-45	12/90	268.540	268.540	268.540	268.540	268.540
Gloves and mittens, made from purchased materials.....		315990-7	12/03	186.587	186.587	186.587	186.587	186.587
Secondary products and miscellaneous receipts.....		315990-SM						
Miscellaneous receipts.....		315990-M	12/11	158.468	158.468	158.468	158.468	158.468
Secondary products.....		315990-S	12/11	139.498	139.498	139.498	139.498	139.590
Leather and allied product manufacturing.....	316		12/84	199.709	202.519	202.927	202.892	202.970
Leather and hide tanning and finishing.....	3161		06/81	202.734	202.781	204.356	204.221	204.179
Leather and hide tanning and finishing.....	31611		06/81	202.734	202.781	204.356	204.221	204.179
Leather and hide tanning and finishing.....	316110		06/81	202.588	202.635	204.209	204.074	204.032
Primary products.....		316110-P	06/81	198.623	198.669	200.220	200.087	200.046
Finished and unfinished leather.....		316110-1	12/97	108.507	108.535	109.384	109.301	109.247
Tanning or finishing leather owned by others, and furs, dressed and dyed or bleached.....		316110-2	06/11	132.056	132.056	133.064	133.082	133.372
Contract and commission receipts for tanning or finishing leather owned by others.....		316110-21	06/81	207.779	207.779	207.892	207.926	208.472
Secondary products and miscellaneous receipts.....		316110-SM						
Footwear manufacturing.....	3162		12/03	157.578	157.772	157.772	157.772	157.755
Footwear manufacturing.....	31621		12/03	157.578	157.772	157.772	157.772	157.755
Footwear manufacturing.....	316210		12/11	139.292	139.462	139.462	139.463	139.448
Primary products.....		316210-P	12/11	138.093	138.241	138.241	138.241	138.226
Rubber and plastics footwear, including athletic footwear.....		316210-1	12/80	163.711	163.947	163.947	163.947	163.947
Men's footwear (size 6 and larger), excluding athletic.....		316210-2	12/93	204.484	204.636	204.636	204.636	204.711
Women's footwear (size 4 and larger), excluding athletic.....		316210-5	12/93	147.233	147.613	147.613	147.613	147.371
Secondary products and miscellaneous receipts.....		316210-SM						
Miscellaneous receipts.....		316210-M	12/11	167.047	167.047	167.047	167.047	167.047
Other leather product manufacturing.....	3169		12/03	151.496	157.301	157.301	157.301	157.508
Other leather product manufacturing.....	31699		12/03	151.496	157.301	157.301	157.301	157.508
Other leather and allied product manufacturing.....	316990		12/22	101.430	105.317	105.317	105.317	105.456
Primary products.....		316990-P	12/22	101.408	105.344	105.344	105.344	105.488
Women's and children's handbags and purses.....		316990-1	06/06	133.335	133.389	133.389	133.389	133.648
All other leather goods and allied products.....		316990-2	12/11	131.553	138.096	138.096	138.096	138.264
Luggage (including suitcases, travel bags, backpacks, and other types).....		316990-21	12/84	159.780	179.053	179.053	179.053	179.053

See footnotes at end of table.

Table 11. Producer price indexes for net output of selected industries and their products, not seasonally adjusted — Continued
 [October 2023]

Title ¹	Industry code	Product code	Index base	Unadjusted index ²				
				June 2023	July 2023 ^P	Aug. 2023 ^P	Sept. 2023 ^P	Oct. 2023 ^P
Other leather and allied product manufacturing - Continued								
Personal leather goods (excluding women's handbags and purses).....		316990-22	06/82	205.072	205.072	205.072	205.072	207.371
Boot and shoe cut stock and findings.....		316990-24	12/06	136.600	136.600	136.600	136.600	136.600
All other miscellaneous leather goods.....		316990-25	12/03	172.258	173.341	173.341	173.341	173.694
Secondary products and miscellaneous receipts.....		316990-SM						
Miscellaneous receipts.....		316990-M	12/11	154.304	154.304	154.304	154.304	154.304
Wood product manufacturing.....	321		12/03	185.097	186.685	186.800	186.404	184.700
Sawmills and wood preservation.....	3211		12/03	147.194	150.275	146.014	144.546	142.776
Sawmills and wood preservation.....	32111		12/03	147.194	150.275	146.014	144.546	142.776
Sawmills.....	321113		12/80	204.095	209.031	201.888	200.021	196.674
Primary products.....		321113-P	12/03	136.372	139.982	134.889	133.475	131.046
Hardwood lumber, made in sawmills.....		321113-1	12/03	99.592	97.809	95.544	96.251	97.792
Softwood lumber, made in sawmills.....		321113-3	12/03	135.512	142.404	135.271	132.532	127.838
Softwood dressed lumber, less than 2 inches in nominal thickness, not edge worked.....		321113-32	06/12	140.520	133.360	126.872	120.457	113.351
Softwood dressed 2-inch lumber, 2 inches in nominal thickness only, not edge worked.....		321113-33	06/12	145.346	161.525	149.668	146.989	138.794
Softwood dressed lumber and timbers, more than 2 inches in nominal thickness, not edge worked.....		321113-34	06/12	137.592	134.963	138.559	131.210	131.600
Wood chips, excluding field chips.....		321113-5	12/80	147.428	146.579	145.407	145.797	145.201
Wood ties, siding, shingles, and shakes, and contract sawing of logs owned by others.....		321113-7	12/03	176.588	178.739	190.574	190.574	191.082
Secondary products and miscellaneous receipts.....		321113-SM						
Wood preservation.....	321114		06/85	287.464	290.473	288.055	284.561	285.357
Primary products.....		321114-P	06/85	280.878	284.081	283.082	280.463	282.136
Wood poles, piles, and posts owned and treated by the same establishment.....		321114-1	06/85	427.860	431.680	434.982	426.649	432.713
Other wood products owned and treated by the same establishment.....		321114-5	06/85	239.645	243.333	238.977	239.550	238.648
Receipts for treating wood owned by others w/ arsenical chemicals, creosote, & other chemicals.....		321114-9	06/85	222.610	223.022	223.551	223.698	223.789
Secondary products and miscellaneous receipts.....		321114-SM						
Plywood and engineered wood product mfg.....	3212		12/03	179.806	184.556	191.732	192.609	188.438
Plywood and engineered wood product mfg.....	32121		12/03	179.806	184.556	191.732	192.609	188.438
Hardwood veneer and plywood manufacturing.....	321211		06/85	222.962	222.395	221.749	219.095	220.053
Primary products.....		321211-P	06/85	232.817	232.157	232.140	229.235	230.242
Hardwood veneer, including veneer backed with paper, cloth, or other flexible material.....		321211-1	12/03	139.320	139.536	139.327	139.233	138.938
Hardwood plywood.....		321211-4	12/12	151.191	149.512	150.091	146.514	-
Hardwood veneered panels, including two-ply veneers.....		321211-7	06/85	238.334	238.436	237.641	231.919	231.919
Secondary products and miscellaneous receipts.....		321211-SM						
Softwood veneer and plywood manufacturing.....	321212		12/80	242.931	239.983	242.982	250.181	253.911
Primary products.....		321212-P	12/80	249.494	246.616	252.907	261.231	265.679
Softwood veneer, incl. veneer backed w/ paper, cloth, or other flexible material.....		321212-1	12/80	176.733	177.446	180.699	183.809	186.277
Softwood plywood products: rough, sanded, and specialties.....		321212-4	12/11	175.124	171.620	176.685	184.029	187.520
Secondary products and miscellaneous receipts.....		321212-SM						
Secondary products.....		321212-S	12/80	237.690	233.297	203.798	201.445	198.862
Engineered wood member manufacturing.....	321215		12/22	90.022	91.495	89.554	90.193	90.130
Primary products.....		321215-P	12/22	90.589	90.788	89.548	90.353	90.399
Engineered wood members (excluding trusses).....		321215-1	12/06	217.465	217.056	210.737	210.102	209.678
Laminated veneer lumber.....		321215-11	12/03	-	250.072	236.721	234.680	233.318
Other engineered structural wood members, excluding trusses & laminated veneer lumber.....		321215-12	12/03	268.136	268.007	263.842	263.842	263.842
Wood trusses.....		321215-2	12/03	271.626	272.688	270.734	274.506	274.924
Secondary products and miscellaneous receipts.....		321215-SM						
Reconstituted wood product manufacturing.....	321219		06/91	288.939	307.307	347.161	346.365	324.629
Primary products.....		321219-P	06/91	290.636	309.509	351.181	350.614	327.910
Hardboard products.....		321219-B	12/11	184.306	184.364	183.983	183.973	183.973
Particleboard made from particleboard produced at the same location.....		321219-1	12/82	366.192	366.744	359.802	354.313	354.313
Secondary products and miscellaneous receipts.....		321219-SM						
Other wood product manufacturing.....	3219		12/03	203.005	202.273	200.769	200.233	199.892
Millwork.....	32191		12/03	196.091	195.373	193.125	192.654	193.734
Wood window and door manufacturing.....	321911		12/03	202.600	201.501	197.919	198.538	199.632
Primary products.....		321911-P	12/03	199.762	198.569	194.802	195.318	196.493
Wood window units.....		321911-1	06/83	376.091	376.091	376.091	376.091	376.091
Double hung wood window units.....		321911-11	06/13	167.180	167.180	167.180	167.180	167.180
Casement wood window units.....		321911-12	06/13	184.848	184.848	184.848	184.848	184.848

See footnotes at end of table.

Table 11. Producer price indexes for net output of selected industries and their products, not seasonally adjusted — Continued
 [October 2023]

Title ¹	Industry code	Product code	Index base	Unadjusted index ²				
				June 2023	July 2023 ^P	Aug. 2023 ^P	Sept. 2023 ^P	Oct. 2023 ^P
Wood window and door manufacturing - Continued								
All other wood window units, including horizontal sliding, awning and single hung.....		321911-13	06/13	157.605	157.605	157.605	157.605	157.605
Wood sash, excluding sash shipped in window units.....		321911-3	06/83	378.806	378.806	378.806	378.806	378.806
Wood window & door frames, incl. door frames in door units, excl. window frames in window units.....		321911-5	06/83	221.356	213.420	190.191	192.837	201.311
Wood panel, flush, & molded face doors, interior & exterior, incl. doors with glazed sections.....		321911-7	06/83	350.209	350.635	348.861	349.581	348.749
Other wood doors, incl. garage, patio, bifold, cabinet, screen, storm and louver. ...		321911-9	06/83	323.154	322.787	322.876	322.985	323.005
Secondary products and miscellaneous receipts.....		321911-SM						
Secondary products.....		321911-S	12/03	186.561	186.652	186.572	188.170	188.140
Cut stock, resawing lumber, and planing.....	321912		12/03	186.360	186.298	183.459	184.017	184.289
Primary products.....		321912-P	12/03	179.756	179.684	176.378	177.027	177.344
Softwood lumber, made from purchased lumber.....		321912-3	12/03	232.191	235.050	234.002	234.966	234.000
Hardwood cut stock and dimension.....		321912-6	06/84	265.908	265.296	264.990	265.437	265.884
Softwood cut stock and dimension.....		321912-8	12/80	207.970	208.905	201.415	200.720	195.901
Sawn wood fence stock, wood lath, and contract resawing and planing.....		321912-9	12/03	213.544	213.544	213.544	213.544	213.544
Secondary products and miscellaneous receipts.....		321912-SM						
Other millwork, including flooring.....	321918		12/03	190.686	190.063	190.382	187.469	189.097
Primary products.....		321918-P	12/03	188.254	187.807	187.537	186.194	185.705
Wood moldings.....		321918-2	06/83	372.303	369.029	369.024	367.985	366.190
Other wood millwork products, including stairwork, exterior millwork, and softwood flooring.....		321918-5	12/03	163.714	163.714	163.714	160.999	160.445
Hardwood flooring.....		321918-7	06/84	265.319	265.515	264.147	264.931	265.196
Hardwood flooring, other than oak and maple.....		321918-72	12/03	177.261	177.261	177.261	177.261	177.261
Oak and maple hardwood flooring.....		321918-73	06/84	239.790	239.978	238.662	239.416	239.671
Secondary products and miscellaneous receipts.....		321918-SM						
Miscellaneous receipts.....		321918-M	12/03	-	-	-	165.167	-
Secondary products.....		321918-S	12/03	230.268	226.055	229.066	228.934	227.273
Wood container and pallet manufacturing.....	32192		12/03	200.411	198.057	195.993	194.547	190.329
Wood container and pallet manufacturing.....	321920		12/03	200.404	198.048	195.988	194.538	190.318
Primary products.....		321920-P	12/03	194.124	191.743	189.880	188.359	184.179
Nailed and lock-corner wood boxes.....		321920-1	06/85	209.169	209.169	209.169	209.169	209.169
Wood box and crate shook.....		321920-3	06/85	235.449	236.320	236.320	234.853	234.568
Wood pallets and pallet containers, wood and metal combination.....		321920-5	12/03	209.432	206.474	204.195	202.410	198.344
Other wood container parts and wood containers.....		321920-7	12/03	127.792	127.792	127.792	127.792	117.462
Secondary products and miscellaneous receipts.....		321920-SM						
Miscellaneous receipts.....		321920-M	12/03	266.682	259.732	236.394	231.010	218.848
Secondary products.....		321920-S	12/03	179.074	179.845	178.210	180.156	179.567
All other wood product manufacturing.....	32199		12/03	206.727	207.076	207.349	207.341	207.063
Manufactured home, mobile home, manufacturing.....	321991		06/81	492.540	492.344	492.529	493.214	493.214
Primary products.....		321991-P	06/81	492.592	492.395	492.580	493.266	493.266
Manufactured homes (mobile homes), all width sizes (incl. multisection).....		321991-1	06/81	493.600	493.403	493.589	494.276	494.276
Secondary products and miscellaneous receipts.....		321991-SM						
Prefabricated wood building manufacturing.....	321992		12/84	405.364	403.719	404.421	403.724	406.392
Primary products.....		321992-P	12/84	390.665	388.932	389.304	388.840	391.688
Prefabricated stationary wood buildings, components (not sold as complete units).....		321992-1	12/89	197.416	197.416	197.416	197.416	197.416
Prefabricated stationary wood buildings, shipped in panel form (complete units) ...		321992-5	12/84	590.190	591.796	592.551	590.328	603.279
Prefabricated stationary wood buildings, precut packages (complete units).....		321992-6	12/84	527.077	526.893	528.014	528.567	526.671
Prefabricated stationary wood buildings, shipped in three-dimensional assemblies.....		321992-7	12/84	406.521	399.819	399.819	399.819	399.579
Prefabricated stationary wood buildings, three-dimensional assemblies, residential.....		321992-71	12/84	397.251	389.995	389.995	389.995	389.737
Prefabricated stationary wood buildings, three-dimensional assemblies, nonresidential.....		321992-72	12/84	461.652	461.652	461.652	461.652	461.646
Secondary products and miscellaneous receipts.....		321992-SM						
Miscellaneous receipts.....		321992-M	06/98	281.798	286.380	300.662	290.681	282.287
Secondary products.....		321992-S	08/92	399.620	399.515	399.639	399.517	398.436
Miscellaneous wood product manufacturing.....	321999		12/03	147.370	148.554	148.816	148.816	147.541
Primary products.....		321999-P	06/84	218.614	219.684	219.684	219.684	217.619
All other miscellaneous wood products.....		321999-0	06/02	142.844	143.543	143.543	143.543	142.194
Secondary products and miscellaneous receipts.....		321999-SM						
Paper manufacturing.....	322		12/03	184.713	183.689	182.770	182.798	182.272
Pulp, paper & paperboard mills.....	3221		12/03	178.730	176.391	175.293	175.664	174.338
Pulp mills.....	32211		12/82	221.217	226.396	220.102	206.228	201.416
Pulp mills.....	322110		12/82	221.215	226.394	220.101	206.227	201.415

See footnotes at end of table.

Table 11. Producer price indexes for net output of selected industries and their products, not seasonally adjusted — Continued
[October 2023]

Title ¹	Industry code	Product code	Index base	Unadjusted index ²				
				June 2023	July 2023 ^P	Aug. 2023 ^P	Sept. 2023 ^P	Oct. 2023 ^P
Pulp mills - Continued								
Primary products.....		322110-P	12/82	244.849	250.582	243.616	228.260	222.933
Special alpha and dissolving wood pulp, incl. sulfite and sulfate and other wood pulp.....		322110-6	12/11	107.871	111.752	108.129	100.140	100.169
All other miscellaneous pulp, other than wood, and pulp mill by-products, incl. turpentine.....		322110-9	06/88	440.845	420.505	420.505	420.505	357.219
Paper mills.....	32212		06/81	244.322	242.100	240.767	241.376	238.918
Paper mills.....	322120		12/03	167.067	165.559	164.656	165.062	163.381
Primary products.....		322120-P	12/03	168.600	167.356	166.519	167.090	165.424
Bleached bristol, clay-coated, uncoated, and industrial converted paper.....		322120-1	12/11	132.171	129.954	129.988	131.151	129.470
Construction paper.....		322120-2	12/11	136.476	136.476	135.430	135.430	139.324
Sanitary tissue paper products, made in paper mills.....		322120-4	06/83	247.976	247.481	246.062	246.062	242.344
Newsprint and uncoated ground-wood paper.....		322120-5	12/03	137.089	134.883	129.988	131.331	126.955
Secondary products and miscellaneous receipts.....		322120-SM						
Paperboard mills.....	32213		12/82	376.545	368.173	366.624	370.171	369.156
Paperboard mills.....	322130		12/82	376.972	368.599	367.043	370.593	369.578
Primary products.....		322130-P	12/82	360.612	353.244	351.267	354.614	353.762
Bleached packaging and industrial converting paperboard.....		322130-B	05/21	130.842	130.842	128.166	128.166	128.166
Unbleached kraft packaging and industrial converting paperboard.....		322130-1	12/82	353.850	342.428	341.820	349.310	347.471
Recycled paperboard.....		322130-7	12/82	404.347	397.767	396.989	393.934	394.532
Secondary products and miscellaneous receipts.....		322130-SM						
Converted paper product mfg.....	3222		12/03	190.189	189.653	188.825	188.805	188.747
Paper container mfg.....	32221		12/84	325.006	323.323	322.354	322.087	322.089
Corrugated and solid fiber box manufacturing.....	322211		03/80	428.154	424.832	422.824	422.680	422.862
Primary products.....		322211-P	03/80	428.838	425.398	423.228	423.086	423.267
Corrugated and solid fiber boxes, including pallets.....		322211-0	03/80	428.838	425.398	423.228	423.086	423.267
Corrugated shipping containers for food and beverages and carryout boxes for retail food.....		322211-01	03/80	364.880	363.296	358.101	357.808	356.911
Corrugated shipping containers for paper and allied products.....		322211-02	03/80	406.768	403.756	395.501	395.141	398.425
Corrugated shipping containers for metal and electrical machinery.....		322211-03	06/02	262.340	261.025	260.948	260.768	261.243
Corrugated shipping containers for all other end uses.....		322211-04	03/80	434.616	433.328	432.738	432.794	432.801
Corrugated paperboard in sheets and rolls, lined and unlined.....		322211-05	03/80	369.211	359.230	362.968	362.968	362.968
Other corrugated and solid fiber products, including containers, pallets, pads, etc.....		322211-09	06/02	257.571	256.757	255.559	255.559	255.689
Secondary products and miscellaneous receipts.....		322211-SM						
Miscellaneous receipts.....		322211-M	06/02	291.614	291.447	291.722	291.050	291.809
Secondary products.....		322211-S	12/90	217.551	217.550	219.097	219.080	219.081
Folding paperboard box manufacturing.....	322212		12/83	243.269	243.077	242.980	242.212	241.920
Primary products.....		322212-P	12/83	238.001	237.812	237.706	236.931	236.638
Folding paperboard boxes, packaging, and packaging components.....		322212-0	12/83	238.001	237.812	237.706	236.931	236.638
Secondary products and miscellaneous receipts.....		322212-SM						
Other paperboard container manufacturing.....	322219		12/11	145.138	145.287	145.528	145.610	145.584
Primary products.....		322219-P	12/11	149.882	150.049	150.321	150.413	150.384
Setup (rigid) paperboard boxes.....		322219-1	12/83	503.308	503.308	503.308	503.308	503.308
Paperboard fiber drums with ends of any material.....		322219-7	12/85	504.257	504.252	516.762	516.386	517.666
Fiber cans, tubes, and similar fiber products.....		322219-8	12/85	433.057	435.562	436.207	437.337	436.736
Fiber cans, all fiber and composite.....		322219-81	12/85	380.161	383.799	384.736	386.462	385.589
Fiber cores and tubes.....		322219-82	12/85	460.644	460.644	460.644	460.459	460.459
Paperboard cones, reels, spools, bobbins, blocks, and all vulcanized fiber products.....		322219-83	12/02	166.660	166.660	166.660	166.660	166.660
Secondary products and miscellaneous receipts.....		322219-SM						
Paper bag and coated and treated paper mfg.....	32222		12/03	176.659	176.443	175.497	175.480	175.428
Paper bag and coated and treated paper manufacturing.....	322220		12/11	134.289	134.125	133.405	133.393	133.353
Primary products.....		322220-P	12/11	134.039	133.954	133.174	133.161	132.973
Specialty bags, pouches, and liners, multiweb laminations and foil, except film-film.....		322220-C	12/83	311.355	310.783	310.551	310.920	310.874
Uncoated single-web paper grocers' bags and sacks and variety and shopping bags.....		322220-D	12/83	491.421	492.458	492.458	492.458	489.402
Laminated aluminum foil rolls and sheets for flexible packaging uses.....		322220-F	12/03	163.509	164.670	164.523	164.044	163.969
Pasted, lined, laminated, or surface-coated paperboard.....		322220-G	12/84	339.591	339.591	339.591	335.013	335.013
Single-web paper, rolls and sheets, including waxed, for flexible packaging uses.....		322220-H	12/87	299.452	299.452	299.452	299.452	299.452
Multiweb laminated rolls and sheets, except foil, for flexible packaging uses.....		322220-J	12/03	163.274	160.575	160.605	160.605	159.722
Pressure-sensitive products.....		322220-N	12/82	248.984	247.595	247.798	247.368	248.245
Wallcoverings.....		322220-7	06/85	186.113	186.113	186.113	186.113	186.113
Converted foil for nonpackaging applications.....		322220-8	06/13	121.419	121.419	121.419	121.476	121.476
Other coated and processed papers, except for packaging uses.....		322220-9	12/11	119.659	121.565	120.564	122.422	123.847
Secondary products and miscellaneous receipts.....		322220-SM						

See footnotes at end of table.

Table 11. Producer price indexes for net output of selected industries and their products, not seasonally adjusted — Continued
[October 2023]

Title ¹	Industry code	Product code	Index base	Unadjusted index ²				
				June 2023	July 2023 ^P	Aug. 2023 ^P	Sept. 2023 ^P	Oct. 2023 ^P
Paper bag and coated and treated paper manufacturing - Continued								
Miscellaneous receipts.....		322220-M	12/11	121.700	121.700	126.136	126.136	142.297
Stationery product mfg.	32223		12/03	209.104	209.871	207.991	209.190	207.853
Stationery product manufacturing.....	322230		12/11	163.489	164.088	162.620	163.556	162.511
Primary products.....		322230-P	12/11	164.866	165.494	163.944	164.924	163.883
Die-cut paper and paperboard office supplies.....		322230-4	12/89	285.356	285.356	285.356	285.356	285.356
Envelopes, commercial, all types and materials.....		322230-5	12/84	255.120	255.675	255.051	254.851	254.804
Tablets, pads and related products.....		322230-9	06/85	272.888	272.888	270.698	269.918	268.933
Secondary products and miscellaneous receipts.....		322230-SM						
Miscellaneous receipts.....		322230-M	12/11	125.361	124.795	126.875	126.143	123.157
Other converted paper product mfg.	32229		12/03	148.605	148.914	147.910	147.959	148.119
Sanitary paper product manufacturing.....	322291		12/03	135.266	135.714	134.808	135.197	135.413
Primary products.....		322291-P	06/83	197.180	197.814	196.515	197.095	197.423
Disposable diapers and similar disposable products, made from purchased sanitary paper stock.....		322291-2	12/03	103.668	103.668	103.668	103.668	103.668
Sanitary tissue paper products, made from purchased sanitary paper stock or wadding.....		322291-5	12/03	172.914	173.946	171.832	172.775	173.309
Secondary products and miscellaneous receipts.....		322291-SM						
Miscellaneous receipts.....		322291-M	12/03	279.341	322.484	273.304	266.606	260.679
All other converted paper product mfg.....	322299		12/03	182.177	182.006	180.754	179.674	179.651
Primary products.....		322299-P	12/03	179.615	179.446	178.293	177.003	177.259
Molded pulp goods, including egg cartons, florist pots, food trays, etc.....		322299-1	12/03	192.997	191.507	191.616	187.593	187.209
Miscellaneous converted paper and paperboard products.....		322299-3	12/03	176.574	176.820	175.262	174.825	175.284
Secondary products and miscellaneous receipts.....		322299-SM						
Printing and related support activities.....	323		12/03	158.521	158.616	160.042	160.865	160.851
Printing and related support activities.....	3231		12/03	158.711	158.805	160.233	161.057	161.043
Printing.....	32311		12/03	160.336	160.435	161.897	162.750	162.740
Commercial screen printing.....	323113		12/03	129.709	129.624	129.552	130.114	130.249
Primary products.....		323113-P	12/03	129.263	129.111	129.057	129.828	129.874
Screen printing on garments, apparel accessories, and other fabric articles, excluding labels.....		323113-4	06/90	164.797	164.538	164.467	165.773	165.851
Screen printing (excluding on textiles, apparel, apparel accessories, and labels) ...		323113-6	12/06	127.459	127.459	127.414	127.414	127.414
Secondary products and miscellaneous receipts.....		323113-SM						
Miscellaneous receipts.....		323113-M	12/03	142.666	142.666	142.061	142.061	144.907
Secondary products.....		323113-S	12/03	121.669	121.985	121.905	121.264	121.417
Books printing.....	323117		12/83	277.358	279.253	276.613	277.844	277.942
Primary products.....		323117-P	12/83	276.657	278.980	275.744	277.245	277.359
Other book and pamphlet printing and binding.....		323117-E	06/93	157.577	157.577	157.577	157.521	157.521
Textbook printing and binding.....		323117-1	06/93	155.590	155.590	155.133	153.647	153.647
Technical, scientific, & professional book printing & binding.....		323117-3	06/93	156.355	154.852	154.634	154.344	155.132
Religious book printing and binding.....		323117-5	06/93	197.897	198.706	195.435	195.411	195.411
General book (trade, etc.) printing & binding.....		323117-7	06/93	255.629	260.795	255.328	259.898	259.898
Secondary products and miscellaneous receipts.....		323117-SM						
Commercial printing, except screen and books.....	32311K		12/11	142.588	142.631	144.246	145.019	144.989
Primary products.....		32311K-P	12/11	137.722	137.764	138.142	138.346	138.285
Commercial lithographic printing.....		32311K-0	06/82	216.292	216.200	216.200	216.214	215.947
Other commercial and general job printing (lithographic).....		32311K-0B	12/01	147.061	144.778	144.778	145.129	142.481
Magazine and periodical printing (lithographic).....		32311K-01	06/82	182.158	181.415	181.415	181.415	180.968
Label and wrapper printing (lithographic).....		32311K-03	06/82	170.184	170.184	170.184	170.184	170.184
Catalog and directory printing (lithographic).....		32311K-05	06/82	172.951	172.710	172.710	172.710	171.983
Advertising printing (lithographic).....		32311K-09	06/82	184.686	185.041	185.041	185.041	185.041
Commercial flexographic printing.....		32311K-2	12/03	203.624	203.624	203.624	203.624	203.624
Label and wrapper printing (flexographic).....		32311K-21	12/01	198.999	198.999	198.999	198.999	198.999
Quick printing.....		32311K-4	12/03	139.358	139.358	139.358	144.844	-
Digital printing.....		32311K-5	12/03	128.995	129.224	130.501	131.021	131.067
Manifold business forms printing.....		32311K-6	12/03	217.912	217.912	217.912	217.912	-
Other commercial printing.....		32311K-9	12/03	129.002	129.002	129.002	129.002	129.002
All other commercial and general job printing.....		32311K-9V	09/18	129.104	129.104	129.104	129.104	-
Secondary products and miscellaneous receipts.....		32311K-SM						
Miscellaneous receipts.....		32311K-M	12/11	148.259	148.253	148.249	145.222	145.238
Secondary products.....		32311K-S	12/11	237.418	237.493	248.024	253.361	253.510
Support activities for printing.....	32312		12/03	118.830	118.772	119.339	119.309	119.202
Support activities for printing.....	323120		12/11	120.578	120.519	121.096	121.065	120.956
Primary products.....		323120-P	12/11	118.603	118.516	119.141	119.091	118.987

See footnotes at end of table.

Table 11. Producer price indexes for net output of selected industries and their products, not seasonally adjusted — Continued
[October 2023]

Title ¹	Industry code	Product code	Index base	Unadjusted index ²				
				June 2023	July 2023 ^P	Aug. 2023 ^P	Sept. 2023 ^P	Oct. 2023 ^P
Support activities for printing - Continued								
Softcover, pamphlet, sample book, and other binding of books and materials printed elsewhere.....		323120-3	12/06	152.015	152.366	152.366	152.373	151.795
Miscellaneous binding and postpress work, incl collating, perforating, folding, gluing, etc.....		323120-5	12/06	133.661	132.688	132.303	131.922	131.922
Prepress services, excl platemaking (incl film, assembled flats, color sep., typesetting, etc.).....		323120-7	12/03	97.756	—	98.538	—	—
Printing plates and cylinders, prepared for printing (excl blank plates and blank cylinders).....		323120-9	12/03	105.112	105.112	106.555	106.555	106.555
Secondary products and miscellaneous receipts.....		323120-SM						
Petroleum and coal products manufacturing.....	324		12/84	347.849	344.746	399.057	408.211	374.862
Petroleum and coal products mfg.....	3241		12/84	347.849	344.746	399.057	408.211	374.862
Petroleum refineries.....	32411		06/85	344.069	340.746	399.291	409.217	373.251
Petroleum refineries.....	324110		06/85	344.105	340.782	399.328	409.254	373.288
Primary products.....		324110-P	06/85	355.804	352.286	414.265	424.842	386.766
Kerosene, except jet fuel.....		324110-B	06/85	305.133	315.290	389.395	411.454	412.371
Light fuel oils.....		324110-C	06/85	405.812	384.697	507.272	530.705	483.647
Home heating oil and other distillates, NEC.....		324110-C1	06/85	290.731	317.172	373.249	402.784	379.880
Diesel fuel.....		324110-C2	06/85	429.336	403.314	535.807	559.468	508.724
Heavy fuel oils, including No. 5, No. 6, heavy diesel, gas enrichment oils, etc.....		324110-E	06/85	244.437	259.352	278.290	294.246	306.279
Unfinished oils and lubricating oil base stock.....		324110-J	06/85	465.814	457.787	466.386	465.705	498.046
Liquefied refinery gases, including other aliphatics (feed stock and other uses)....		324110-R	06/85	677.010	498.708	501.032	518.356	549.702
Other finished petroleum products, including waxes.....		324110-T	06/85	462.204	448.963	460.853	518.680	663.342
Gasoline, including finished base stocks and blending agents.....		324110-1	06/85	297.720	303.419	336.781	335.944	288.034
Motor gasoline, including finished base stocks and blending agents.....		324110-12	06/85	299.069	305.061	338.534	337.552	288.649
Regular gasoline.....		324110-121	06/85	287.784	294.129	327.479	325.683	276.929
Mid-premium gasoline.....		324110-122	12/87	450.279	452.392	526.214	520.941	462.871
Premium gasoline.....		324110-123	06/85	327.079	331.618	362.345	364.957	317.623
Jet fuel.....		324110-6	06/85	302.009	315.773	387.338	414.754	406.705
Asphalt.....		324110-9	06/85	269.388	268.762	266.974	265.758	256.623
Secondary products and miscellaneous receipts.....		324110-SM1						
Asphalt paving and roofing materials mfg.....	32412		12/84	346.409	347.381	347.108	348.432	349.995
Asphalt paving mixture & block manufacturing.....	324121		06/81	391.720	390.533	393.259	393.934	395.013
Primary products.....		324121-P	06/81	391.303	389.769	392.422	393.125	394.249
Asphalt paving mixtures & blocks.....		324121-0	06/81	391.303	389.769	392.422	393.125	394.249
Emulsified asphalt, including liquid additives.....		324121-0111	12/04	278.499	277.979	280.142	281.812	282.255
Other liquid asphalt and tar paving materials, including cut-backs.....		324121-0121	12/04	385.097	387.811	389.170	390.347	390.347
Asphalt and tar paving mixt. (excl liquid), incl bitum. or asph. concrete, asph. paving cement.....		324121-0131	12/04	243.406	241.701	242.445	242.081	243.150
Secondary products and miscellaneous receipts.....		324121-SM						
Miscellaneous receipts.....		324121-M	12/04	202.351	208.152	208.152	208.152	208.152
Secondary products.....		324121-S	06/81	364.366	364.366	—	—	—
Asphalt shingle and coating materials manufacturing.....	324122		06/84	344.756	348.275	344.615	346.853	349.178
Primary products.....		324122-P	06/84	347.799	351.420	347.661	350.000	352.349
Roofing asphalts and pitches, coatings, and cements.....		324122-1	06/84	300.906	300.906	300.906	300.421	300.483
Prepared asphalt and tar roofing and siding products, incl. saturated felts for nonbuilding use.....		324122-2	06/84	350.282	354.210	350.133	352.712	355.254
Asphalt smooth-surfaced roll roofing and cap sheets, organic and fiberglass base.....		324122-21	12/12	155.638	158.227	158.597	154.481	154.608
Asphalt mineral-surfaced roll roofing and cap sheets, organic and fiberglass base.....		324122-22	06/06	278.571	277.861	277.367	277.367	277.367
Other prepared asphalt and tar products for roofing and siding.....		324122-27	06/06	177.692	178.376	178.496	179.009	177.978
Secondary products and miscellaneous receipts.....		324122-SM						
Other petroleum and coal products mfg.....	32419		12/84	564.720	561.861	561.368	555.998	554.166
Petroleum lubricating oil and grease mfg.....	324191		12/80	637.573	635.425	634.873	627.385	630.578
Primary products.....		324191-P	12/80	674.725	672.237	671.668	663.116	661.983
Petroleum lubricating oils and greases, refined petroleum.....		324191-0	12/80	674.725	672.237	671.668	663.116	661.983
Lubricating oils (incl. hydraulic fluids, etc.), refined petroleum.....		324191-011	12/80	698.123	695.341	694.705	685.141	683.986
Secondary products and miscellaneous receipts.....		324191-SM						
Miscellaneous receipts.....		324191-M	12/80	401.406	400.766	395.987	395.987	379.088
All other petroleum and coal products mfg.....	324199		12/03	368.606	364.577	364.246	363.577	351.824
Primary products.....		324199-P	12/03	381.428	377.204	376.857	376.155	363.809
Coke oven and blast furnace products, made in coke oven establishments.....		324199-3	12/09	207.291	209.057	209.715	205.695	204.247
All other petroleum and coal products (excl. coke oven products), made in coke oven estab.....		324199-9	12/02	420.381	415.184	414.689	414.400	400.093
Secondary products and miscellaneous receipts.....		324199-SM						
Secondary products.....		324199-S	12/09	181.969	181.969	181.969	181.969	182.977

See footnotes at end of table.

Table 11. Producer price indexes for net output of selected industries and their products, not seasonally adjusted — Continued
 [October 2023]

Title ¹	Industry code	Product code	Index base	Unadjusted index ²				
				June 2023	July 2023 ^P	Aug. 2023 ^P	Sept. 2023 ^P	Oct. 2023 ^P
Chemical mfg.	325		12/84	357.670	353.649	352.185	352.148	352.317
Basic chemical mfg.	3251		12/84	444.249	436.962	432.954	434.841	436.785
Petrochemical mfg.	32511		12/03	141.364	139.130	137.437	141.703	151.852
Petrochemical manufacturing.	325110		12/03	141.580	139.484	137.763	141.995	152.382
Primary products.		325110-P	12/03	138.875	143.232	140.349	142.717	162.929
Secondary products and miscellaneous receipts.		325110-SM						
Industrial gas mfg.	32512		12/03	234.836	238.308	234.656	238.109	238.265
Industrial gas manufacturing.	325120		12/03	235.544	239.027	235.363	238.828	238.984
Primary products.		325120-P	06/81	391.812	397.621	391.507	397.287	397.548
Oxygen.		325120-A	06/81	587.577	580.818	580.535	580.265	579.338
Argon and hydrogen.		325120-C	06/09	90.439	89.891	89.525	95.460	95.167
Other industrial gases (including fluorocarbon and acetylene).		325120-T	06/09	264.911	272.486	266.007	272.941	272.941
Carbon dioxide.		325120-4	06/81	687.287	702.208	693.130	676.889	684.624
Nitrogen.		325120-7	06/81	289.359	293.347	288.819	289.480	289.814
Secondary products and miscellaneous receipts.		325120-SM						
Synthetic dye and pigment mfg.	32513		12/03	188.754	181.385	189.787	187.380	185.612
Synthetic dye and pigment manufacturing.	325130		12/11	124.710	119.841	125.392	123.802	122.634
Primary products.		325130-P	12/11	123.017	118.116	123.695	122.112	120.952
All other inorganic pigments, including TiO ₂ , chrome colors, and other white opaque pigments.		325130-N	09/21	129.236	123.465	130.919	128.665	128.665
Synthetic organic dyes, pigments, lakes, and toners.		325130-R	09/21	120.651	117.831	118.217	118.552	113.522
Synthetic organic dyes.		325130-R8	12/82	140.618	139.146	135.107	129.784	129.212
Synthetic organic pigments, lakes, and toners.		325130-R9	12/82	215.846	208.122	215.437	224.468	207.663
Secondary products and miscellaneous receipts.		325130-SM						
Secondary products.		325130-S	12/11	142.530	142.530	142.474	140.711	139.606
Other basic inorganic chemical manufacturing.	32518		12/03	401.814	385.142	382.599	383.034	372.176
Other basic inorganic chemical manufacturing.	325180		12/10	174.994	167.744	166.635	166.823	162.094
Primary products.		325180-P	12/10	142.570	135.905	135.076	135.397	131.539
Potassium and sodium compounds, excluding bleaches, alkalis, and alum.		325180-A	12/82	648.229	626.588	617.557	610.647	607.607
All other inorganic chemicals.		325180-H	12/03	383.960	380.201	379.144	387.301	379.619
Inorganic acids, excluding nitric, sulfuric and phosphoric.		325180-3	12/82	169.065	167.191	168.722	168.208	172.810
Sodium hydroxide (caustic soda).		325180-4	12/80	620.719	541.264	524.586	499.206	439.736
Carbon black, all processes.		325180-6	12/83	600.099	613.906	616.746	631.133	640.946
Other alkalis.		325180-7	12/11	179.245	166.348	166.850	167.413	158.689
Sulfuric acid.		325180-9	12/82	157.378	156.193	156.193	156.193	156.193
Secondary products and miscellaneous receipts.		325180-SM						
Miscellaneous receipts.		325180-M	12/10	344.677	344.677	344.677	344.677	—
Secondary products.		325180-S	12/10	231.238	236.378	231.083	226.212	213.937
Other basic organic chemical mfg.	32519		12/03	237.396	235.790	232.727	232.258	233.145
Ethyl alcohol manufacturing.	325193		12/03	260.287	254.915	246.334	245.320	245.056
Primary products.		325193-P	12/82	286.832	281.554	270.781	269.877	271.406
Ethyl alcohol.		325193-0	12/82	291.328	288.320	275.134	274.675	276.654
Distillers' dried grains (dark and light) and dried solubles.		325193-2	12/22	91.994	83.610	86.535	84.941	84.221
Secondary products and miscellaneous receipts.		325193-SM						
Secondary products.		325193-S	12/03	204.967	197.906	196.615	194.886	186.914
Cyclic crude, intermediate, and gum and wood chemical mfg.	325194		06/11	128.442	126.989	125.493	125.890	125.371
Primary products.		325194-P	06/11	147.042	144.969	143.067	143.458	143.023
Gum and wood chemicals, including wood distillation products.		325194-1	06/84	547.273	547.243	521.050	525.739	525.972
Cyclic crude and intermediate chemicals.		325194-2	12/03	254.410	249.690	249.213	249.414	248.390
Secondary products and miscellaneous receipts.		325194-SM						
All other basic organic chemical manufacturing.	325199		12/03	237.518	237.706	237.004	236.642	238.316
Primary products.		325199-P	12/82	400.165	400.888	399.028	397.991	401.150
Natural organic chemicals.		325199-E	12/08	158.903	158.695	158.128	158.357	158.274
Synthetic organic chemicals for use as flavor and perfume materials.		325199-H	12/03	184.350	184.350	184.350	184.350	—
Synthetic organic rubber-processing chemicals.		325199-K	12/03	212.234	211.906	206.641	—	—
Synthetic organic plasticizers.		325199-N	12/03	217.391	212.018	220.387	212.594	214.348
Other synthetic organic chemicals.		325199-R	12/03	180.292	178.474	174.344	170.948	171.965
Miscellaneous end use chemicals and chemical products, excluding urea.		325199-T	12/82	433.233	436.933	436.479	436.862	438.276
Miscellaneous cyclic and acyclic chemicals and chemical products, excluding fatty acid esters.		325199-V	12/82	368.328	369.769	363.009	356.876	366.398
Fatty acids.		325199-1	06/85	300.698	307.435	322.109	341.489	342.629
Industrial organic flavor oil mixtures and blends.		325199-7	12/08	420.664	420.664	416.460	418.077	416.419
Secondary products and miscellaneous receipts.		325199-SM						
Miscellaneous receipts.		325199-M	12/82	1,618.679	1,618.679	1,618.679	1,619.602	—

See footnotes at end of table.

Table 11. Producer price indexes for net output of selected industries and their products, not seasonally adjusted — Continued
[October 2023]

Title ¹	Industry code	Product code	Index base	Unadjusted index ²				
				June 2023	July 2023 ^P	Aug. 2023 ^P	Sept. 2023 ^P	Oct. 2023 ^P
Resin, synthetic rubber, and artificial/synthetic fiber/filaments mfg.	3252		12/84	251.497	242.961	239.793	240.509	239.982
Resin and synthetic rubber mfg.	32521		12/03	203.282	195.592	193.333	193.451	192.179
Plastics material and resin manufacturing.	325211		12/80	334.366	322.480	318.412	318.286	315.239
Primary products.		325211-P	12/80	302.774	291.518	287.711	287.562	284.680
Thermoplastic resins and plastics materials.		325211-1	12/80	296.781	286.552	281.704	281.326	279.439
Thermosetting resins and plastics materials.		325211-4	12/80	338.833	320.336	324.269	325.807	315.704
Secondary products and miscellaneous receipts.		325211-SM						
Synthetic rubber manufacturing.	325212		06/81	250.471	234.211	234.482	237.404	244.142
Primary products.		325212-P	06/81	247.771	231.511	231.782	234.704	241.455
Synthetic rubber (vulcanizable elastomers).		325212-0	06/81	247.771	231.511	231.782	234.704	241.455
Secondary products and miscellaneous receipts.		325212-SM						
Artificial fibers and filaments manufacturing.	32522		12/03	150.948	153.235	148.500	153.211	160.729
Artificial fibers and filaments manufacturing.	325220		06/81	153.695	156.028	151.195	156.002	163.669
Primary products.		325220-P	06/81	158.756	161.275	155.986	161.189	169.467
Polyester manufactured fibers.		325220-7	12/89	148.183	149.382	149.689	150.249	149.900
Other noncellulosic organic fibers, incl. polyamide, polyolefin, and producer-textured.		325220-9	06/11	124.922	127.294	121.210	126.896	137.184
Secondary products and miscellaneous receipts.		325220-SM						
Pesticide, fertilizer, and other agricultural chemical mfg.	3253		12/84	285.270	271.169	271.497	265.277	268.942
Fertilizer mfg.	32531		12/03	243.140	223.732	226.514	225.617	230.565
Nitrogenous fertilizer manufacturing.	325311		12/79	376.106	371.452	366.509	365.150	374.309
Primary products.		325311-P	12/79	367.469	362.892	358.323	356.795	365.826
Synthetic ammonia, nitric acid, ammonium compounds, and urea.		325311-A	12/14	98.833	97.447	96.064	95.601	98.335
Fertilizer materials of organic origin.		325311-7	06/03	141.479	141.479	141.479	141.479	141.479
Secondary products and miscellaneous receipts.		325311-SM						
Secondary products.		325311-S	12/79	534.082	532.402	483.785	513.663	513.632
Phosphatic fertilizer manufacturing.	325312		12/79	485.970	407.344	431.866	435.015	451.483
Primary products.		325312-P	12/79	401.070	334.523	354.693	358.446	372.278
Phosphoric acid, superphosphates, and other phosphatic fertilizer materials.		325312-A	12/09	189.950	147.858	159.351	161.163	169.697
Mixed fertilizers, made in plants which manufacture fertilizer materials.		325312-7	12/79	462.153	448.530	460.205	464.321	468.436
Secondary products and miscellaneous receipts.		325312-SM						
Fertilizer, mixing only, manufacturing.	325314		12/79	290.055	283.552	275.897	269.533	266.698
Primary products.		325314-P	12/79	293.649	286.981	279.372	272.832	269.856
Mixed fertilizers, mixing only.		325314-0	06/86	260.830	254.907	248.148	242.339	239.696
Mixed fertilizers, dry, mixing only.		325314-01	06/03	205.534	202.173	197.220	196.765	194.066
Mixed fertilizers, liquid, mixing only.		325314-02	06/86	242.425	229.949	221.675	194.267	195.101
Secondary products and miscellaneous receipts.		325314-SM						
Miscellaneous receipts.		325314-M	12/79	180.416	178.391	168.807	167.622	168.929
Pesticide and other agricultural chemical mfg.	32532		12/03	152.640	150.704	148.981	142.310	142.887
Pesticide and other agricultural chemical manufacturing.	325320		06/82	210.164	207.497	205.125	195.939	196.734
Primary products.		325320-P	06/82	222.001	219.173	216.661	206.916	207.759
Agricultural and commercial pesticides and chemicals.		325320-1	06/03	149.405	147.337	145.482	138.537	139.154
Lawn and garden pesticides and chemicals.		325320-4	06/03	201.616	201.616	201.616	195.662	195.662
Household and institutional pesticides and chemicals.		325320-7	06/03	186.275	186.275	186.768	186.768	186.768
Secondary products and miscellaneous receipts.		325320-SM						
Pharmaceutical and medicine mfg.	3254		12/84	566.662	568.709	567.656	567.512	567.767
Pharmaceutical and medicine mfg.	32541		12/03	236.599	237.454	237.014	236.955	237.061
Medicinal and botanical manufacturing.	325411		06/82	183.543	183.506	183.083	183.004	185.122
Primary products.		325411-P	06/82	186.888	186.847	186.375	186.286	188.653
Synthetic organic medicinal chemicals, medicinal & botanical drugs, & other products.		325411-0	12/11	104.250	104.227	103.963	103.914	105.234
Secondary products and miscellaneous receipts.		325411-SM1						
Pharmaceutical preparation manufacturing.	325412		06/81	893.999	897.325	896.164	895.962	896.477
Primary products.		325412-P	06/81	977.757	981.547	980.224	979.993	980.580
Pharmaceuticals acting on the respiratory system, for human use.		325412-A	06/01	224.091	224.400	217.013	217.013	217.013
Antihistamines and bronchodilators, including antiasthmatics.		325412-A111	06/81	1,152.280	1,152.280	1,152.280	1,152.280	1,152.280
Other respiratory preparations.		325412-A112	06/01	227.060	227.846	209.070	209.070	209.070
Other respiratory preparations, over-the-counter.		325412-A112OC	05/17	109.040	109.040	109.040	109.040	109.040
Other respiratory preparations, prescription.		325412-A112RX	05/17	110.462	111.241	92.636	92.636	92.636
Pharmaceuticals acting on the digestive or the genito-urinary systems, for human use.		325412-D	06/01	194.201	194.201	194.201	194.201	194.973
Other digestive or genito-urinary preparations.		325412-D112	06/01	200.664	200.664	200.664	200.664	201.543
Other digestive or genito-urinary preparations, prescription.		325412-D112RX	05/17	101.068	101.068	101.068	101.068	101.597
Pharmaceuticals acting on the skin, for human use.		325412-G	06/01	178.670	178.670	178.670	178.670	178.670

See footnotes at end of table.

Table 11. Producer price indexes for net output of selected industries and their products, not seasonally adjusted — Continued
[October 2023]

Title ¹	Industry code	Product code	Index base	Unadjusted index ²				
				June 2023	July 2023 ^P	Aug. 2023 ^P	Sept. 2023 ^P	Oct. 2023 ^P
Pharmaceutical preparation manufacturing - Continued								
Other pharmaceutical preparations acting on the skin		325412-G311	12/09	108.949	108.949	108.949	108.949	108.949
Anti-acne preparations		325412-G611	12/09	106.130	106.130	106.130	106.130	106.130
Vitamin, nutrient, and hematinic preparations, for human use		325412-L	06/01	149.169	151.224	153.389	153.242	154.561
Multivitamins		325412-L111	06/81	200.536	217.704	217.704	217.704	217.704
Other vitamins and nutrients		325412-L112	06/01	158.025	158.025	158.025	157.792	159.875
Pharmaceuticals affecting parasitic and infective diseases, for human use		325412-Q	06/01	281.449	282.065	282.065	282.065	282.065
Broad and medium spectrum antibiotics		325412-Q111	06/81	603.966	603.966	603.966	603.966	603.966
Systemic antivirals		325412-Q112	06/01	294.106	294.106	294.106	294.106	294.106
Other parasitic and infective diseases		325412-Q113	06/01	313.664	315.118	315.118	315.118	315.118
Pharmaceuticals for veterinary use, incl medicinal premixes/pet care products		325412-W	06/81	209.500	209.500	209.500	209.500	209.500
Pharmaceuticals affecting neoplasms, the endocrine system, & metabolic diseases, for human use		325412-1	06/01	325.992	326.931	326.932	326.932	326.932
Cancer therapy products		325412-1111	06/81	948.948	961.495	961.495	961.495	961.495
Insulin/antidiabetes products		325412-1112	06/81	1,645.623	1,649.833	1,649.930	1,649.930	1,649.930
Other neoplasms, endocrine system, and metabolic diseases		325412-1113	06/81	1,105.143	1,107.733	1,107.733	1,107.733	1,107.733
Hormones and oral contraceptives		325412-1114	12/09	226.784	226.878	226.878	226.878	226.878
Pharmaceuticals acting on the central nervous system and the sense organs, for human use		325412-4	06/01	341.399	341.821	341.849	341.849	341.849
Analgesics		325412-4111	06/01	351.679	353.017	353.017	353.017	353.017
Psychotherapeutics		325412-4112	06/81	7,375.599	7,375.599	7,376.267	7,376.267	7,376.267
Antidepressants		325412-41121	12/87	1,311.062	1,311.062	1,311.062	1,311.062	1,311.062
Other psychotherapeutics, including tranquilizers		325412-41123	06/01	369.907	369.907	370.216	370.216	370.216
Other central nervous system and sense organs		325412-4113	06/01	270.365	270.365	270.399	270.399	270.399
Anticonvulsants		325412-4114	12/09	221.858	221.858	221.858	221.858	221.858
Analgesics, over-the-counter		325412-4111OC	05/17	106.172	110.851	110.851	110.851	110.851
Analgesics, prescription		325412-4111RX	05/17	133.784	133.784	133.784	133.784	133.784
Pharmaceuticals acting on the cardiovascular system, for human use		325412-7	06/81	1,720.002	1,720.844	1,720.844	1,720.844	1,720.844
Other cardiovascular preparations		325412-7113	06/01	559.400	559.819	559.819	559.819	559.819
Secondary products and miscellaneous receipts		325412-SM						
Miscellaneous receipts		325412-M	06/81	576.860	576.860	576.860	576.860	—
Secondary products		325412-S	06/81	318.337	318.381	318.381	318.388	—
In-vitro diagnostic substance manufacturing	325413		03/80	286.297	285.543	284.080	280.988	280.355
Primary products		325413-P	06/87	201.951	201.334	200.213	197.833	197.349
In-vitro diagnostic substances		325413-0	06/91	179.329	178.782	177.787	175.673	175.243
Secondary products and miscellaneous receipts		325413-SM						
Secondary products		325413-S	03/80	422.394	425.352	425.277	426.153	426.056
Other biological product manufacturing	325414		06/91	252.231	254.676	253.626	255.678	255.678
Primary products		325414-P	06/91	261.286	264.455	263.316	265.544	265.544
Biological products, excluding diagnostic, for veterinary, industrial, and all other misc. uses		325414-A	03/80	197.402	199.479	196.943	201.903	—
Biological products, excluding diagnostic, for human use		325414-T	06/09	151.940	153.909	153.909	153.909	153.909
Secondary products and miscellaneous receipts		325414-SM1						
Paint, coating & adhesive mfg.	3255		12/03	236.832	236.124	235.812	235.447	235.089
Paint and coating mfg.	32551		06/83	418.206	416.495	416.254	414.974	413.883
Paint and coating manufacturing	325510		06/83	417.504	415.796	415.556	414.278	413.186
Primary products		325510-P	06/83	424.384	422.616	422.451	421.114	419.747
Miscellaneous allied paint products including paint and varnish removers, thinners, etc.		325510-B	12/88	383.392	383.075	382.737	373.703	368.037
Architectural coatings		325510-1	06/83	503.425	503.413	503.553	503.619	501.566
Exterior architectural coatings		325510-11	12/12	186.190	186.177	186.180	186.248	186.259
Interior architectural coatings		325510-12	12/12	153.739	153.739	153.805	153.805	152.822
Product finishes for original equipment manufacturers (OEM), excluding marine coatings		325510-4	06/83	270.272	265.122	264.749	266.520	265.250
Transportation finishes, except powdered and high-solids coatings		325510-41	12/12	121.060	119.399	118.131	120.323	117.561
All other product finishes for original equipment manufacturers (OEM), excluding marine coating		325510-42	12/12	151.648	148.549	148.697	149.236	149.236
Special purpose coatings incl. marine, industrial, construction and maintenance coatings, etc.		325510-7	06/83	530.004	528.799	528.261	521.309	523.927
Automotive, other transportation and machinery refinish paints and enamels, including primers		325510-71	12/12	149.271	149.222	154.841	153.662	152.056
Special purpose coatings, including all marine coatings and traffic marking paints		325510-72	12/12	147.658	147.307	146.856	144.879	145.730
Secondary products and miscellaneous receipts		325510-SM						
Secondary products		325510-S	06/83	349.276	349.379	349.379	349.379	349.379
Adhesive mfg.	32552		12/03	220.951	220.764	220.154	220.470	220.609
Adhesive manufacturing	325520		12/83	359.360	359.056	358.065	358.578	358.804
Primary products		325520-P	12/83	362.485	362.141	361.073	361.607	361.840
Nonstructural caulking compounds and sealants		325520-A	12/06	221.512	221.512	221.512	221.512	221.512

See footnotes at end of table.

Table 11. Producer price indexes for net output of selected industries and their products, not seasonally adjusted — Continued
 [October 2023]

Title ¹	Industry code	Product code	Index base	Unadjusted index ²				
				June 2023	July 2023 ^P	Aug. 2023 ^P	Sept. 2023 ^P	Oct. 2023 ^P
Adhesive manufacturing - Continued								
Structural sealants (load bearing).....		325520-B	12/06	132.807	132.807	132.807	132.807	132.807
Synthetic resin & rubber adhesives, incl all types of bonding & laminating adhesives.....		325520-4	12/83	373.735	373.142	371.294	372.217	371.802
Epoxy adhesives.....		325520-41	06/06	205.507	205.507	205.507	205.807	205.807
Other synthetic resin and rubber adhesives.....		325520-46	06/97	244.341	243.367	241.070	242.550	241.865
Secondary products and miscellaneous receipts.....		325520-SM						
Secondary products.....		325520-S	12/83	311.299	313.146	312.548	312.418	312.533
Soap, cleaners, and toilet preparation mfg.....	3256		12/84	213.454	213.425	213.430	213.086	213.460
Soap & cleaning compound mfg.....	32561		12/03	181.820	181.720	181.751	181.388	181.403
Soap and other detergent manufacturing.....	325611		06/83	225.554	225.706	225.790	225.527	225.581
Primary products.....		325611-P	06/83	228.343	228.499	228.591	228.296	228.331
Soaps and detergents, commercial, industrial, and institutional.....		325611-1	06/83	337.371	338.419	338.425	337.661	337.661
Commercial, industrial, and institutional hard surface cleaners.....		325611-11	06/07	144.004	144.004	144.004	144.004	144.004
Commercial, industrial, and institutional laundry detergents.....		325611-12	06/07	180.598	180.598	180.598	180.598	180.598
Commercial, industrial, and institutional dishwashing detergents.....		325611-13	12/11	168.509	168.509	168.509	168.509	168.509
Commercial, industrial, and institutional metal cleaners.....		325611-14	12/11	149.354	149.354	149.354	149.354	149.354
Dairy, farm, and food plant cleaners, sanitizers, etc.....		325611-16	06/07	158.497	158.497	158.497	158.497	—
Commercial, industrial, and institutional soaps, excluding specialty cleaners.....		325611-17	06/07	162.539	162.528	162.539	161.147	161.147
Household detergents.....		325611-4	06/83	185.230	185.683	186.164	186.290	186.477
Household alkaline detergents and cleaners.....		325611-45	05/18	140.279	140.632	141.007	141.105	141.251
Household dry and liquid laundry detergents.....		325611-46	05/18	118.126	118.126	118.126	118.126	118.126
Soaps, excluding specialty cleaners, household.....		325611-7	06/83	223.347	222.238	222.238	221.999	221.999
Secondary products and miscellaneous receipts.....		325611-SM						
Miscellaneous receipts.....		325611-M	06/83	234.914	234.914	234.914	234.914	234.947
Secondary products.....		325611-S	06/83	205.254	205.405	205.431	205.427	205.693
Polish and other sanitation good mfg.....	325612		06/83	248.811	248.243	248.138	248.138	248.338
Primary products.....		325612-P	06/83	258.390	257.741	257.763	257.763	257.992
Polishing preparations and related products.....		325612-7	06/83	304.050	302.029	302.222	302.222	304.206
Specialty cleaning and sanitation products.....		325612-8	05/17	119.715	119.319	119.319	119.319	119.319
Disinfectants, nonagricultural, industrial and institutional.....		325612-81	05/17	141.844	141.844	141.844	141.844	141.844
Air and room fresheners.....		325612-83	06/83	188.370	188.370	188.370	188.370	188.370
Laundry fabric softeners and rinses, liquid and dry.....		325612-88	05/17	113.122	114.188	114.188	114.188	114.188
Other specialty cleaning and sanitation products.....		325612-89	06/89	190.823	189.488	189.488	189.488	189.488
Secondary products and miscellaneous receipts.....		325612-SM						
Miscellaneous receipts.....		325612-M	06/83	179.696	179.696	179.696	179.696	179.696
Surface active agent manufacturing.....	325613		12/83	337.506	336.615	336.650	334.519	334.205
Primary products.....		325613-P	12/83	368.732	368.732	368.732	366.280	366.280
Surfactants, finishing agents, and assistants.....		325613-0	12/83	368.732	368.732	368.732	366.280	366.280
Textile and leather assistants and finishes.....		325613-01	12/83	228.311	—	—	—	—
Surfactants (bulk surface active agents).....		325613-02	12/83	428.366	428.366	428.366	424.479	424.479
Secondary products and miscellaneous receipts.....		325613-SM						
Toilet preparation mfg.....	32562		12/03	133.260	133.289	133.276	133.106	133.535
Toilet preparation manufacturing.....	325620		03/80	242.353	242.406	242.383	242.073	242.853
Primary products.....		325620-P	03/80	243.073	243.122	243.099	242.771	243.483
Denture cleaners, mouthwashes, gargles, and rinses.....		325620-A	12/03	146.645	146.645	146.471	146.471	150.961
Creams, lotions, and oils, excluding shaving, hair, and deodorant.....		325620-D	03/80	236.754	236.754	236.754	236.754	236.754
Other cosmetics and toilet preparations.....		325620-G	06/99	126.041	126.041	126.041	125.649	125.763
Shaving preparations.....		325620-1	03/80	249.436	250.038	250.038	250.038	250.061
Perfumes, toilet waters, and colognes.....		325620-4	03/80	243.462	243.462	243.462	243.462	243.462
Hair preparations (including shampoos).....		325620-7	03/80	272.947	273.220	273.220	273.220	273.220
Hair preparations incl professional, consumer, and cream/gel shampoos.....		325620-71	06/07	153.501	153.697	153.697	153.697	153.697
Hair tonics and hair dressings incl professional and consumer use.....		325620-72	06/07	126.653	126.653	126.653	126.653	126.653
Secondary products and miscellaneous receipts.....		325620-SM						
Secondary products.....		325620-S	03/80	375.620	375.862	375.852	375.842	380.293
Other chemical product & preparation mfg.....	3259		12/03	175.177	174.678	175.714	175.437	175.425
Printing ink mfg.....	32591		12/03	194.117	194.799	193.059	192.784	192.791
Printing ink manufacturing.....	325910		06/84	260.228	261.143	258.807	258.439	258.448
Primary products.....		325910-P	06/84	264.777	265.727	263.307	262.920	262.942
Flexographic printing inks.....		325910-A	06/84	307.941	307.941	296.865	296.865	296.292
Nonimpact/digital inks.....		325910-E	06/05	225.450	228.348	227.051	227.156	228.369
All other printing inks.....		325910-H	06/84	234.963	235.945	238.044	241.892	241.243
Lithographic and offset inks.....		325910-6	06/84	251.751	251.742	253.056	252.368	251.939
News and nonheat web offset printing inks.....		325910-61	12/89	347.624	347.624	348.396	338.357	338.357
Publication and commercial web inks.....		325910-62	12/97	167.069	167.069	167.921	167.921	167.921

See footnotes at end of table.

Table 11. Producer price indexes for net output of selected industries and their products, not seasonally adjusted — Continued
[October 2023]

Title ¹	Industry code	Product code	Index base	Unadjusted index ²				
				June 2023	July 2023 ^P	Aug. 2023 ^P	Sept. 2023 ^P	Oct. 2023 ^P
Printing ink manufacturing - Continued								
Sheet-fed general inks.....		325910-63	12/97	162.443	162.408	161.932	161.932	161.138
Sheet-fed packaging inks.....		325910-64	06/05	148.548	148.548	150.499	150.109	149.456
Gravure printing inks.....		325910-7	06/84	172.966	172.966	172.966	172.966	172.966
Secondary products and miscellaneous receipts.....		325910-SM						
Miscellaneous receipts.....		325910-M	06/84	189.805	189.805	189.805	189.805	189.805
Explosives mfg.....	32592		12/06	154.344	155.036	154.206	154.501	154.534
Explosives manufacturing.....	325920		12/80	392.003	393.760	391.652	392.400	392.485
Primary products.....		325920-P	12/80	351.793	352.635	350.516	351.127	351.186
Explosives and blasting accessories.....		325920-0	12/80	354.077	354.925	352.792	353.407	353.466
Secondary products and miscellaneous receipts.....		325920-SM						
All other chemical product & preparation mfg.....	32599		12/03	172.662	171.958	173.405	173.088	173.071
Custom compounding of purchased resins.....	325991		06/93	203.305	200.684	202.018	201.418	200.014
Primary products.....		325991-P	06/93	212.334	209.445	210.916	210.254	208.789
Custom compounding of purchased resins and color concentrates.....		325991-0	06/93	211.271	208.397	209.860	209.202	207.744
Secondary products and miscellaneous receipts.....		325991-SM						
Photographic Film, Paper, Plate, Chemical, and Copy Toner Manufacturing.....	325992		12/03	155.532	156.327	158.473	162.412	163.908
Primary products.....		325992-P	12/03	167.898	168.841	170.867	175.649	177.254
Photographic sensitized film, plates, paper, & cloth.....		325992-T	06/07	181.102	182.540	185.736	194.386	196.881
Photographic sensitized film, plates, paper, & cloth, silver-halide-type (excl X-ray).....		325992-T1	01/00	171.073	172.725	176.067	186.358	189.183
Photographic sensitized film, plates, paper & cloth, other than silver-halide-type (incl X-ray).....		325992-T3	12/03	173.784	173.657	175.078	172.531	172.531
Prepared photographic chemicals.....		325992-5	12/83	80.704	80.704	80.590	79.133	79.082
Secondary products and miscellaneous receipts.....		325992-SM						
Other miscellaneous chemical product manufacturing.....	325998		06/85	259.997	259.489	261.540	259.285	259.499
Primary products.....		325998-P	06/85	253.677	253.468	255.691	253.271	253.499
Water treating compounds.....		325998-A	06/85	213.983	215.289	221.603	218.895	218.895
All other chemical preparations, including essential oils, matches, and gelatin.....		325998-J	06/85	276.008	276.696	277.974	277.249	277.371
Secondary products and miscellaneous receipts.....		325998-SM						
Miscellaneous receipts.....		325998-M	12/03	165.307	165.307	165.307	165.307	165.307
Secondary products.....		325998-S	06/85	368.133	349.950	348.472	348.818	348.819
Plastics and rubber products mfg.....	326		12/84	251.356	250.967	250.532	250.321	250.125
Plastics product mfg.....	3261		06/93	223.317	222.805	222.372	222.148	221.956
Unsupported plastics film, sheet, and bag mfg.....	32611		12/03	197.680	197.114	196.545	194.990	195.317
Plastics bag and pouch manufacturing.....	326111		12/03	211.849	211.801	211.409	211.450	211.854
Primary products.....		326111-P	12/03	214.924	214.963	214.549	214.519	214.852
Single-web film specialty bags, pouches, and liners.....		326111-1	12/83	328.494	328.574	328.025	327.887	328.371
Polyethylene grocery and variety bags and pouches.....		326111-11	06/07	163.141	162.914	163.119	163.347	163.673
Polyethylene refuse bags.....		326111-12	06/07	149.420	149.006	148.490	148.075	147.155
Other polyethylene bags, pouches, and liners.....		326111-15	06/07	182.573	183.147	182.519	182.461	183.806
Coextruded single-web film specialty bags, pouches, & liners.....		326111-16	06/13	136.130	136.130	135.967	135.967	135.967
Multiweb film/film combination specialty bags, pouches, and liners.....		326111-3	12/03	206.092	205.414	202.209	205.275	206.416
Secondary products and miscellaneous receipts.....		326111-SM						
Secondary products.....		326111-S	12/03	227.601	225.191	225.073	227.218	229.855
Plastics packaging film and sheet mfg.....	326112		12/03	174.123	173.273	172.696	173.520	174.194
Primary products.....		326112-P	12/03	176.560	175.662	174.964	175.722	176.437
Single-web film, rolls, and sheets, including coextruded, for flexible packaging uses.....		326112-1	12/87	270.765	269.620	269.470	270.561	272.979
Single-web film, rolls, and sheets for flexible packaging uses.....		326112-11	06/07	177.059	176.593	176.571	176.916	177.802
Coextruded single-web film, for flexible packaging uses.....		326112-12	06/07	154.864	153.146	152.093	154.784	158.785
Film/film multiweb laminated rolls and sheets, excluding foil, for flexible packaging uses.....		326112-3	12/87	196.293	194.526	190.716	191.797	188.232
Secondary products and miscellaneous receipts.....		326112-SM						
Secondary products.....		326112-S	12/03	169.412	169.123	170.278	172.305	172.514
Nonpackaging plastics film and sheet mfg.....	326113		06/93	232.570	231.880	231.126	225.436	225.333
Primary products.....		326113-P	12/82	288.264	287.316	286.472	279.092	279.023
Unlaminated plastics film and sheet, excluding packaging.....		326113-0	12/82	288.264	287.316	286.472	279.092	279.023
Unlaminated polyethylene film and sheet.....		326113-01	06/93	282.570	281.990	280.967	273.299	274.109
Unlaminated vinyl and vinyl copolymer film and sheet.....		326113-03	06/93	256.970	256.970	256.970	255.138	255.138
Miscellaneous unlaminated plastics film and sheet.....		326113-04	06/93	219.102	218.256	217.681	211.473	209.933
Secondary products and miscellaneous receipts.....		326113-SM						
Secondary products.....		326113-S	06/93	170.647	171.434	169.626	169.965	169.077
Plastics pipe/fitting/unsupported shapes mfg.....	32612		12/03	282.759	277.491	275.243	275.618	273.852
Unlaminated plastics profile shape mfg.....	326121		06/93	181.476	174.964	172.432	173.392	175.851

See footnotes at end of table.

Table 11. Producer price indexes for net output of selected industries and their products, not seasonally adjusted — Continued
 [October 2023]

Title ¹	Industry code	Product code	Index base	Unadjusted index ²				
				June 2023	July 2023 ^P	Aug. 2023 ^P	Sept. 2023 ^P	Oct. 2023 ^P
Unlaminated plastics profile shape mfg. - Continued								
Primary products.....		326121-P	12/82	235.652	226.045	222.530	223.945	227.573
Unlaminated plastics profile shapes.....		326121-0	12/82	235.652	226.045	222.530	223.945	227.573
Secondary products and miscellaneous receipts.....		326121-SM						
Plastics pipe and pipe fitting manufacturing.....	326122		06/93	482.754	477.769	475.325	475.044	467.418
Primary products.....		326122-P	12/82	466.962	462.106	459.709	459.419	451.905
Plastics pipe.....		326122-1	12/82	459.077	454.226	450.356	450.436	441.958
Plastics drain, waste, and vent pipe.....		326122-11	06/87	246.395	245.755	244.602	244.938	222.481
Plastics water pipe.....		326122-13	06/87	420.579	416.860	408.310	406.708	415.717
Plastics sewer, stormdrain, and water main pipe.....		326122-18	12/17	210.703	209.233	206.367	203.747	205.426
Other plastics pipe.....		326122-1B	07/87	524.527	477.655	477.655	477.655	477.655
Plastics pipe fittings and unions.....		326122-3	12/03	427.364	423.283	428.182	426.205	424.446
Secondary products and miscellaneous receipts.....		326122-SM						
Miscellaneous receipts.....		326122-M	12/99	221.854	218.433	222.606	232.567	231.208
Secondary products.....		326122-S1	12/17	149.755	149.662	149.391	148.557	151.082
Laminated plastics plate, sheet, and shape mfg.....	32613		12/03	171.588	171.588	171.828	171.828	171.828
Laminated plastics plate, sheet (except packaging), and shape manufacturing.....	326130		06/93	213.430	213.430	213.729	213.729	213.729
Primary products.....		326130-P	12/82	279.221	279.221	279.624	279.624	279.624
Laminated plastics plates, sheet (except packaging), and shapes.....		326130-0	12/82	279.221	279.221	279.624	279.624	279.624
Secondary products and miscellaneous receipts.....		326130-SM						
Secondary products.....		326130-S	06/93	195.280	195.280	195.334	195.334	-
Polystyrene foam product mfg.....	32614		12/03	318.120	318.008	317.369	316.193	317.134
Polystyrene foam product manufacturing.....	326140		12/03	318.269	318.158	317.519	316.344	317.285
Primary products.....		326140-P	12/03	308.190	308.061	307.271	305.784	306.972
Packaging, polystyrene foam products.....		326140-2	12/03	370.503	369.759	368.070	366.612	367.260
Polystyrene foam food containers.....		326140-21	06/06	322.049	321.057	319.868	319.868	320.731
Polystyrene foam protective shipping pads, shaped cushioning, etc.....		326140-22	06/06	310.062	310.062	308.145	304.634	304.634
Building and construction polystyrene foam products.....		326140-3	12/03	227.602	225.490	224.555	224.555	224.555
Consumer and institutional polystyrene foam products.....		326140-5	12/82	400.326	402.693	402.561	398.665	402.378
All other polystyrene foam products incl. transportation application uses.....		326140-9	06/06	193.824	193.824	193.824	193.824	193.824
Secondary products and miscellaneous receipts.....		326140-SM						
Foam product (ex polystyrene) mfg.....	32615		12/03	195.497	194.155	193.276	192.992	192.981
Urethane and other foam product mfg.....	326150		12/03	195.475	194.133	193.255	192.970	192.959
Primary products.....		326150-P	12/03	189.865	188.543	187.652	187.361	187.361
Packaging polyurethane foam products.....		326150-2	12/03	295.101	295.101	295.101	295.101	295.101
Furniture and furnishings polyurethane foam products.....		326150-4	12/82	292.885	288.058	284.801	283.740	283.740
Polyurethane foam formed and slab stock for pillows, seating, and cushioning.....		326150-41	12/05	161.228	159.893	159.117	156.760	156.760
All other miscellaneous polyurethane foam products.....		326150-6	12/03	120.944	120.944	120.944	120.944	120.944
Products made of foam other than polystyrene or polyurethane.....		326150-9	12/99	164.214	164.214	164.214	164.214	164.214
Secondary products and miscellaneous receipts.....		326150-SM						
Secondary products.....		326150-S	12/03	261.740	260.617	260.921	261.081	260.658
Plastics bottle mfg.....	32616		12/03	149.087	148.811	148.230	148.075	148.099
Plastics bottle manufacturing.....	326160		06/93	168.039	167.728	167.072	166.898	166.925
Primary products.....		326160-P	12/82	187.444	187.122	186.446	186.248	186.218
Plastics bottles.....		326160-0	06/87	178.614	178.307	177.663	177.474	177.446
Secondary products and miscellaneous receipts.....		326160-SM						
Other plastics product mfg.....	32619		12/03	182.004	182.284	182.293	182.481	182.248
Plastics plumbing fixture manufacturing.....	326191		06/93	204.462	205.058	206.378	206.378	206.422
Primary products.....		326191-P	06/93	206.202	206.796	208.169	208.169	208.237
Plastics plumbing fixtures.....		326191-0	06/93	206.202	206.796	208.169	208.169	208.237
Secondary products and miscellaneous receipts.....		326191-SM						
Miscellaneous receipts.....		326191-M	12/04	101.201	102.539	102.539	102.539	102.539
All other plastics product manufacturing.....	326199		06/93	201.136	201.432	201.382	201.600	201.328
Primary products.....		326199-P	06/87	237.457	237.794	237.787	238.076	237.654
All other reinforced and fiberglass plastics products.....		326199-A	06/93	267.018	268.551	268.551	268.800	268.800
Consumer/institutional/commercial fabricated plastics products (excl. foam and wire coated).....		326199-C	06/93	216.292	216.281	216.550	216.200	216.189
Transportation fabricated plastics products (excluding foam and reinforced plastics).....		326199-1	06/93	137.422	137.422	137.422	136.972	136.570
Electrical and electronic fabricated plastics (excluding foam and reinforced plastics).....		326199-2	12/82	144.874	146.930	144.874	146.184	145.228
Industrial machinery plastics products, excluding foam (incl. gears, bearings, etc.).....		326199-3	06/93	203.381	203.381	203.381	203.381	203.381
Plastics packaging (excluding film, sheet, foam, and bottles).....		326199-4	06/93	205.410	204.504	204.335	204.624	203.640
Building & construction fabricated plastics products (excl foam, plumbing fixtures, hardware).....		326199-8	12/03	180.843	182.298	182.463	184.060	184.060

See footnotes at end of table.

Table 11. Producer price indexes for net output of selected industries and their products, not seasonally adjusted — Continued
 [October 2023]

Title ¹	Industry code	Product code	Index base	Unadjusted index ²				
				June 2023	July 2023 ^P	Aug. 2023 ^P	Sept. 2023 ^P	Oct. 2023 ^P
All other plastics product manufacturing - Continued								
Secondary products and miscellaneous receipts.....		326199-SM						
Miscellaneous receipts.....		326199-M	12/99	182.746	184.311	183.945	183.945	183.945
Secondary products.....		326199-S	06/93	179.669	178.676	178.253	178.207	179.120
Rubber product mfg.....	3262		12/03	193.944	194.323	194.174	194.154	194.082
Tire mfg.....	32621		06/81	218.590	218.334	218.317	218.140	218.140
Tire manufacturing, except retreading.....	326211		06/81	218.601	218.344	218.328	218.151	218.151
Primary products.....		326211-P	06/81	202.266	202.025	202.010	201.843	201.843
Tread rubber, tire sundries, and repair materials.....		326211-H	06/81	304.428	304.723	304.723	304.428	304.428
Pneumatic tires (including passenger, truck, bus, tractor, industrial, and other tires).....		326211-0	12/11	121.865	121.705	121.696	121.592	121.592
Passenger car pneumatic tires (casings).....		326211-01	06/81	185.179	184.885	184.865	184.865	184.865
Truck and bus (including off-the-highway) pneumatic tires.....		326211-03	06/81	189.422	189.422	189.422	189.422	189.422
Secondary products and miscellaneous receipts.....		326211-SM						
Rubber and plastics hose and belting.....	32622		12/03	204.516	205.077	205.147	205.258	204.655
Rubber and plastics hose and belting mfg.....	326220		12/81	326.996	327.892	328.004	328.181	327.216
Primary products.....		326220-P	12/81	328.758	329.689	329.827	330.010	329.009
Rubber and plastics belt and belting mfg.....		326220-D	12/11	146.192	146.263	146.305	146.305	145.872
Rubber and plastics transmission belts and belting (excluding flat).....		326220-D2	12/81	234.965	235.262	235.438	235.438	235.438
Rubber and plastic hose mfg.....		326220-H	12/11	130.404	131.127	131.202	131.359	130.949
Rubber and plastics hose for on- and off-highway motor vehicles.....		326220-H3	12/04	150.547	153.984	155.390	155.390	155.390
Industrial rubber and plastics hose without fittings.....		326220-H4	12/04	161.522	161.522	161.522	161.522	161.522
Rubber and plastics water hose (incl. fire, irrigation, etc.).....		326220-H5	12/04	234.207	229.944	227.273	229.009	224.455
Secondary products and miscellaneous receipts.....		326220-SM						
Other rubber product mfg.....	32629		12/88	215.807	217.041	216.608	216.738	216.724
Rubber product mfg. for mechanical use.....	326291		12/88	172.624	174.030	174.011	174.006	174.010
Primary products.....		326291-P	12/88	163.440	164.752	164.765	164.765	164.765
Other extruded rubber mechanical goods (excl. auto)(excl. tubing).....		326291-C	12/03	150.303	150.303	150.303	150.303	150.303
Molded rubber mechanical goods, automotive.....		326291-1	06/83	119.299	120.837	120.837	120.837	120.837
Molded rubber mechanical goods, transportation (excluding automotive)/off-highway machinery.....		326291-2	12/03	155.704	155.704	155.528	155.528	155.528
Other molded rubber mechanical goods (excluding tubing).....		326291-9	12/03	189.181	190.896	191.186	191.186	191.186
Secondary products and miscellaneous receipts.....		326291-SM						
Secondary products.....		326291-S	06/83	287.305	288.056	286.993	286.841	286.970
All other rubber product manufacturing.....	326299		06/83	281.319	282.462	281.540	281.832	281.770
Primary products.....		326299-P	06/83	283.681	284.951	284.210	284.537	283.611
All other miscellaneous rubber goods.....		326299-B	06/83	243.087	243.087	242.755	242.755	242.755
Rubber compounds or mixtures for sale or interplant transfer.....		326299-6	06/83	313.561	312.385	310.053	311.282	309.273
All other industrial rubber products.....		326299-7	06/83	315.687	321.683	322.293	322.293	320.895
Secondary products and miscellaneous receipts.....		326299-SM						
Secondary products.....		326299-S	06/83	-	-	-	-	252.750
Nonmetallic mineral product manufacturing.....	327		12/84	286.709	287.043	288.094	289.996	290.039
Clay product and refractory manufacturing.....	3271		12/03	177.287	177.502	177.772	178.295	178.000
Pottery, ceramics, and plumbing fixture mfg.....	32711		12/84	272.908	274.610	274.615	274.824	274.076
Pottery, ceramics, and plumbing fixture mfg.....	327110		12/11	149.982	150.917	150.920	151.035	150.624
Primary products.....		327110-P	12/11	145.213	146.189	146.189	146.268	145.840
Vitreous china, porcelain, and earthenware (semivitreous) table and kitchenware.....		327110-5	12/06	146.673	140.697	140.697	140.697	140.697
All other pottery products (including china decorated for the trade).....		327110-6	12/06	168.745	168.745	168.745	168.745	168.745
Porcelain, steatite, and other ceramic electrical products.....		327110-7	12/85	319.482	325.181	325.181	325.562	323.491
Secondary products and miscellaneous receipts.....		327110-SM						
Clay building material and refractories mfg.....	32712		12/03	178.204	178.079	178.450	179.123	178.899
Clay building material and refractories mfg.....	327120		12/11	140.527	140.428	140.727	141.258	141.081
Primary products.....		327120-P	12/11	141.121	141.020	140.995	141.539	141.358
Brick and structural clay tile.....		327120-1	12/84	253.542	253.542	253.665	253.684	254.075
Building or common brick.....		327120-11	12/84	250.878	250.878	251.002	251.002	251.393
Glazed brick and other brick (paving, floor, and sewer).....		327120-12	12/04	195.664	195.664	195.664	196.876	196.876
Clay floor and wall tile, glazed and unglazed (including quarry tile and ceramic mosaic tile).....		327120-2	06/85	119.947	119.947	119.947	121.020	121.020
Nonclay refractories (excluding dead-burned magnesia).....		327120-6	12/04	204.387	203.377	202.976	205.765	203.464
Clay refractories.....		327120-7	12/04	218.379	218.379	218.379	218.379	218.379
All other structural clay products, excluding clay refractories.....		327120-9	12/85	300.909	300.909	300.909	300.909	300.909
Secondary products and miscellaneous receipts.....		327120-SM						
Miscellaneous receipts.....		327120-M	12/11	140.513	140.513	140.513	140.513	140.513
Glass and glass product manufacturing.....	3272		12/03	168.040	166.987	165.902	166.848	166.741

See footnotes at end of table.

Table 11. Producer price indexes for net output of selected industries and their products, not seasonally adjusted — Continued
[October 2023]

Title ¹	Industry code	Product code	Index base	Unadjusted index ²				
				June 2023	July 2023 ^P	Aug. 2023 ^P	Sept. 2023 ^P	Oct. 2023 ^P
Glass and glass product manufacturing.....	32721		12/03	168.040	166.987	165.902	166.848	166.741
Flat glass manufacturing.....	327211		12/80	152.165	148.354	147.836	146.397	146.864
Primary products.....		327211-P	12/80	145.882	142.194	141.693	140.301	140.752
Flat glass (float, sheet, and plate process), made by flat glass producers.....		327211-1	12/80	150.966	145.130	144.337	142.134	142.849
Other glass products, made by flat glass producers.....		327211-4	12/06	170.875	170.875	170.875	170.875	170.875
Secondary products and miscellaneous receipts.....		327211-SM						
Other pressed and blown glass and glassware.....	327212		06/83	202.466	202.547	202.391	202.424	202.316
Primary products.....		327212-P	06/83	200.692	200.774	200.619	200.637	200.529
Glass fiber and machine-made pressed and blown glass and glassware, made by glass producers.....		327212-B	06/12	151.882	151.945	151.826	151.839	151.756
Handmade pressed and blown glass and glassware, made by glass producers....		327212-9	12/04	145.489	145.489	145.489	145.489	145.489
Secondary and miscellaneous receipts.....		327212-SM						
Glass container manufacturing.....	327213		06/82	279.324	278.875	280.052	274.106	274.200
Primary products.....		327213-P	06/82	280.444	279.992	281.175	275.198	275.293
Glass containers (including value of packaging).....		327213-0	12/03	201.724	201.399	202.250	197.950	198.019
Secondary products and miscellaneous receipts.....		327213-SM1						
Glass product mfg. made of purchased glass.....	327215		06/83	210.875	210.139	207.287	212.241	211.743
Primary products.....		327215-P	06/83	204.657	203.935	201.157	205.994	205.502
Pressed and blown glassware, made from purchased glass.....		327215-E	12/22	104.621	104.448	104.262	104.967	104.865
Other glass products, made from purchased glass.....		327215-F	06/83	198.363	198.712	196.457	198.514	198.614
Mirrors (decorated and undecorated), made from purchased glass.....		327215-9	06/83	205.178	200.750	195.074	210.711	208.130
Secondary products and miscellaneous receipts.....		327215-SM						
Secondary products.....		327215-S	06/83	249.192	249.192	249.192	249.243	249.243
Cement and concrete product manufacturing.....	3273		12/03	233.919	235.053	237.426	240.111	240.358
Cement manufacturing.....	32731		06/82	328.774	331.461	332.268	334.331	331.886
Cement manufacturing.....	327310		06/82	328.781	331.468	332.276	334.339	331.893
Primary products.....		327310-P	06/82	324.310	327.027	327.828	329.875	327.457
Cement, hydraulic (including cost of shipping containers).....		327310-0	06/89	320.604	323.290	324.082	326.106	323.715
Secondary products and miscellaneous receipts.....		327310-SM						
Ready-mix concrete manufacturing.....	32732		12/03	237.118	238.798	242.762	246.485	246.619
Ready-mix concrete manufacturing.....	327320		06/81	367.645	370.250	376.396	382.169	382.377
Primary products.....		327320-P	06/81	363.676	366.303	372.573	378.463	378.675
Northeast region ready-mix concrete.....		327320-A	12/12	164.042	164.042	168.242	168.788	168.788
Midwest region ready-mix concrete.....		327320-B	12/12	161.132	164.725	170.221	172.096	170.574
South region ready-mix concrete.....		327320-C	12/12	162.875	163.847	165.679	170.592	171.760
West region ready-mix concrete.....		327320-D	12/12	176.120	176.020	177.676	178.172	177.946
Secondary products and miscellaneous receipts.....		327320-SM						
Miscellaneous receipts.....		327320-M	06/81	401.827	404.604	404.604	404.604	404.604
Secondary products.....		327320-S	06/81	410.689	411.501	411.501	411.528	411.528
Concrete pipe, brick, and block manufacturing.....	32733		12/03	214.848	214.337	213.996	215.417	217.356
Concrete block and brick manufacturing.....	327331		06/81	350.374	350.762	352.436	351.320	355.936
Primary products.....		327331-P	06/81	362.667	363.009	364.801	363.596	368.540
Concrete block and brick.....		327331-0	12/06	171.979	172.141	172.991	172.420	174.764
Structural concrete block, lightweight units (weighing less than 105 lb/cubic ft.) (dry weight).....		327331-01	06/81	331.116	331.116	332.990	332.990	334.202
Structural concrete block, mediumweight units (weighing 105 - 124 lb/cubic ft.) (dry weight).....		327331-02	06/81	432.080	432.080	432.080	433.328	446.178
Structural concrete block, normalweight units (weighing 125 lb or more/cubic ft.) (dry weight).....		327331-03	06/81	397.847	400.994	405.388	393.766	414.210
Decorative concrete block (including screen, split, slump, shadowal block, etc.).....		327331-04	06/81	318.913	318.913	323.409	323.409	328.111
Concrete pavers (including grid, interlocking, etc.).....		327331-05	06/81	360.667	360.667	360.667	360.667	363.038
Concrete brick.....		327331-06	06/81	336.455	336.455	336.455	336.455	336.455
Secondary products and miscellaneous receipts.....		327331-SM						
Miscellaneous receipts.....		327331-M	06/81	299.933	304.821	304.821	304.821	304.821
Secondary products.....		327331-S	06/81	317.519	318.022	318.022	318.376	318.365
Concrete pipe manufacturing.....	327332		12/03	230.002	227.348	223.110	230.564	230.168
Primary products.....		327332-P	12/03	228.287	226.015	221.752	228.432	229.611
Concrete pipe.....		327332-0	12/03	228.287	226.015	221.752	228.432	229.611
Concrete storm sewer pipe.....		327332-02	12/99	286.600	286.663	284.870	306.081	309.045
Concrete pipe, except concrete culvert and storm sewer pipe.....		327332-03	06/94	271.812	271.812	271.812	271.812	271.812
Secondary products and miscellaneous receipts.....		327332-SM1						
Other concrete product manufacturing.....	32739		12/03	242.480	243.084	243.824	245.213	245.343
Other concrete product manufacturing.....	327390		12/03	242.505	243.109	243.850	245.238	245.368
Primary products.....		327390-P	12/03	239.680	240.327	241.014	242.449	242.583

See footnotes at end of table.

Table 11. Producer price indexes for net output of selected industries and their products, not seasonally adjusted — Continued
[October 2023]

Title ¹	Industry code	Product code	Index base	Unadjusted index ²				
				June 2023	July 2023 ^P	Aug. 2023 ^P	Sept. 2023 ^P	Oct. 2023 ^P
Other concrete product manufacturing - Continued								
Precast concrete products.....		327390-1	12/79	433.454	434.848	435.961	439.053	439.246
Precast concrete slabs and tile, roof and floor units.....		327390-11	07/85	394.101	394.101	394.101	394.101	394.101
Precast concrete architectural wall panels.....		327390-12	11/84	357.649	357.706	358.483	366.633	366.633
Burial vaults and boxes, precast concrete.....		327390-13	12/79	473.472	473.472	473.472	473.472	477.165
Precast concrete products (excl burial vaults and boxes, slabs and tile, and arch. wall panels).....		327390-14	12/79	408.104	409.879	411.146	413.426	413.426
Prestressed concrete products.....		327390-4	12/79	418.681	418.681	420.532	420.532	421.015
Prestressed concrete products (excl bridge beams and solid and hollow cored slabs and panels).....		327390-43	06/94	217.906	217.906	221.255	221.255	221.255
Prestressed concrete bridge beams.....		327390-46	01/17	209.928	209.928	209.048	209.048	209.684
Prestressed concrete solid and hollow cored slabs and panels.....		327390-47	01/17	167.439	167.439	166.256	166.256	166.256
Secondary products and miscellaneous receipts.....		327390-SM						
Secondary products.....		327390-S	12/79	533.984	540.330	540.330	540.718	540.718
Lime and gypsum product manufacturing.....	3274		12/03	250.916	250.425	250.415	249.657	249.759
Lime manufacturing.....	32741		12/03	320.332	319.906	321.282	321.397	321.904
Lime manufacturing.....	327410		12/85	411.861	411.313	413.084	413.232	413.883
Primary products.....		327410-P	12/85	428.600	428.085	430.179	430.112	430.869
Lime.....		327410-0	12/04	312.129	311.754	313.279	313.230	313.781
Secondary products and miscellaneous receipts.....		327410-SM1						
Gypsum product manufacturing.....	32742		12/03	237.105	236.569	236.075	234.980	234.945
Gypsum product manufacturing.....	327420		06/81	387.394	386.519	385.711	383.922	383.865
Primary products.....		327420-P	06/81	415.949	415.008	414.139	412.215	412.154
Gypsum building materials.....		327420-1	12/93	348.659	347.717	346.847	344.920	344.858
Other gypsum products.....		327420-5	01/00	243.423	243.423	243.423	243.423	243.423
Secondary products and miscellaneous receipts.....		327420-SM						
Other nonmetallic mineral products.....	3279		12/84	261.754	262.016	262.076	262.228	261.981
Abrasive product manufacturing.....	32791		12/03	175.735	174.986	175.169	176.368	175.565
Abrasive product manufacturing.....	327910		12/80	293.292	292.045	292.350	294.346	293.008
Primary products.....		327910-P	12/80	309.746	308.407	308.735	310.878	309.442
Nonmetallic sized grains, powders, and flour abrasives (incl. graded only).....		327910-1	06/87	245.397	245.397	246.453	253.684	253.684
Nonmetallic abrasive products (including diamond abrasives).....		327910-4	12/80	296.110	296.949	297.146	297.852	297.852
Nonmetallic coated abrasive products and buffing wheels, polishing wheels, and laps.....		327910-7	12/80	368.847	368.847	368.847	368.966	368.966
Secondary products and miscellaneous receipts.....		327910-SM						
Miscellaneous receipts.....		327910-M	12/80	366.174	366.174	366.174	366.174	366.174
All other nonmetallic mineral product mfg.....	32799		12/03	202.192	202.621	202.634	202.482	202.447
Cut stone and stone product manufacturing.....	327991		12/84	245.448	245.448	245.448	245.448	246.476
Primary products.....		327991-P	12/84	239.186	239.186	239.186	239.186	240.208
Dressed dimension granite (including gneiss, syenite, diorite, and cut granite).....		327991-1	12/84	232.264	232.264	232.264	232.264	234.012
Dressed dimension marble and other stone.....		327991-7	12/84	243.923	243.923	243.923	243.923	243.923
Secondary products and miscellaneous receipts.....		327991-SM						
Secondary products.....		327991-S	12/84	227.453	227.453	227.453	227.453	227.453
Ground or treated mineral and earth manufacturing.....	327992		06/85	310.872	311.417	314.299	314.378	313.907
Primary products.....		327992-P	06/85	304.512	305.104	307.991	307.962	307.595
Ground or treated minerals and earths.....		327992-0	06/85	304.512	305.104	307.991	307.962	307.595
Treated lightweight aggregate and crushed slag, minerals and earths.....		327992-04	12/14	154.724	154.724	154.724	154.724	154.724
Other minerals or earths, treated.....		327992-06	12/14	88.735	88.735	90.659	90.640	90.395
Secondary products and miscellaneous receipts.....		327992-SM						
Mineral wool manufacturing.....	327993		12/81	296.010	296.709	295.201	294.499	293.768
Primary products.....		327993-P	12/81	296.297	296.995	295.481	294.769	294.035
Mineral wool for thermal and acoustical envelope insulation.....		327993-1	12/81	304.669	305.644	303.033	301.546	300.688
Mineral wool for industrial, equipment, and appliance insulation.....		327993-4	12/81	248.218	248.496	248.482	248.781	248.288
Secondary products and miscellaneous receipts.....		327993-SM						
Miscellaneous nonmetallic mineral products manufacturing.....	327999		12/03	180.266	181.110	181.110	181.110	180.984
Primary products.....		327999-P	12/03	178.963	179.817	179.817	179.817	179.817
All other nonmetallic mineral products.....		327999-0	12/03	178.963	179.817	179.817	179.817	179.817
Other nonmetallic mineral products.....		327999-09	06/06	120.439	120.650	120.650	120.650	120.650
Secondary products and miscellaneous receipts.....		327999-SM						
Primary metal mfg.....	331		12/84	306.039	296.296	292.677	286.560	281.069
Iron & steel mills & ferroalloy mfg.....	3311		12/03	290.783	275.132	270.032	259.573	251.807
Iron & steel mills & ferroalloy mfg.....	33111		12/03	290.783	275.132	270.032	259.573	251.807
Iron and steel mills and ferroalloy mfg.....	331110		06/82	312.092	295.292	289.812	278.572	270.240

See footnotes at end of table.

Table 11. Producer price indexes for net output of selected industries and their products, not seasonally adjusted — Continued
[October 2023]

Title ¹	Industry code	Product code	Index base	Unadjusted index ²				
				June 2023	July 2023 ^P	Aug. 2023 ^P	Sept. 2023 ^P	Oct. 2023 ^P
Iron and steel mills and ferroalloy mfg - Continued								
Primary products.....		331110-P	06/82	321.748	304.239	298.161	285.695	277.260
Steel ingots and semifinished products.....		331110-3	06/82	519.100	510.480	505.880	500.476	493.564
Ferroalloys and related products.....		331110-6	12/09	—	—	—	—	100.984
Hot rolled steel bars, plates, and structural shapes.....		331110-7	06/82	303.454	296.882	297.576	290.074	286.487
Hot rolled steel bars, plates, and structural shapes, carbon.....		331110-71	12/17	175.003	171.000	171.310	166.811	164.834
Hot rolled steel bars, plates, and structural shapes, alloy.....		331110-76	12/10	145.546	142.310	—	—	—
Secondary products and miscellaneous receipts.....		331110-SM						
Steel product mfg from purchased steel.....	3312		12/03	307.293	296.858	288.973	283.741	277.550
Iron & steel pipe and tube mfg from purchased steel.....	33121		12/03	346.420	336.593	332.101	326.235	325.764
Iron and steel pipe and tube manufacturing from purchased steel.....	331210		06/82	495.437	481.386	474.962	466.574	465.901
Primary products.....		331210-P	06/82	511.555	496.886	490.231	481.454	486.718
Iron and steel pipes and tubes, from purchased iron and steel.....		331210-0	06/82	511.555	496.886	490.231	481.454	480.718
Pipe and tube, carbon.....		331210-02	12/10	197.062	191.021	189.272	184.980	184.163
Pipe and tube, alloy.....		331210-03	12/10	145.214	140.221	136.193	135.867	138.724
Pipe and tube, stainless.....		331210-04	12/10	128.836	127.186	124.281	123.621	122.937
Secondary products and miscellaneous receipts.....		331210-SM1						
Rolling & drawing of purchased steel.....	33122		12/03	274.640	263.795	253.209	248.516	237.739
Rolled steel shape mfg.....	331221		06/82	335.932	316.813	295.801	287.501	269.761
Primary products.....		331221-P	06/82	314.001	290.998	269.326	260.971	243.272
Cold rolled steel sheet and strip, made from purchased steel.....		331221-1	06/82	357.576	321.000	287.788	275.013	248.617
Cold finished steel bars and bar shapes, made from purchased steel.....		331221-3	06/82	273.498	270.424	265.489	263.540	258.320
Secondary products and miscellaneous receipts.....		331221-SM						
Steel wire drawing.....	331222		06/82	327.053	320.160	315.641	312.656	304.385
Primary products.....		331222-P	06/82	334.715	327.403	322.610	318.703	310.671
Steel wire, including galvanized and other coated wire.....		331222-5	06/82	304.693	297.253	293.973	288.966	285.742
Carbon steel wire.....		331222-5A	06/82	306.797	300.426	296.522	292.526	289.273
Stainless steel wire.....		331222-5C	06/82	242.730	242.668	—	—	—
Secondary products and miscellaneous receipts.....		331222-SM						
Miscellaneous receipts.....		331222-M	03/98	143.802	143.802	143.802	143.802	143.802
Alumina & aluminum production & processing.....	3313		12/03	157.293	154.862	154.163	152.724	152.075
Alumina & aluminum production & processing.....	33131		12/03	157.384	154.951	154.252	152.813	152.163
Secondary smelting and alloying of aluminum.....	331314		12/03	184.691	181.022	178.053	175.086	172.508
Primary products.....		331314-P	06/80	199.432	195.405	191.974	188.921	186.170
Aluminum ingot, including billet, made by secondary smelters.....		331314-2	12/03	188.021	183.862	180.342	177.148	174.346
Aluminum and aluminum-base alloys powders, paste, and flakes.....		331314-5	12/03	141.946	141.866	141.618	141.865	141.502
Secondary products and miscellaneous receipts.....		331314-SM						
Aluminum sheet, plate, and foil mfg.....	331315		06/81	205.539	202.394	203.940	201.776	200.863
Primary products.....		331315-P	06/81	212.433	209.183	210.781	208.544	207.601
Aluminum sheet, plate, and foil.....		331315-0	06/81	212.433	209.183	210.781	208.544	207.601
Secondary products and miscellaneous receipts.....		331315-SM2						
Other aluminum rolling, drawing, and extruding.....	331318		12/81	266.266	262.802	259.501	256.980	256.068
Primary products.....		331318-P	12/81	275.943	272.574	269.262	266.737	265.732
Other extruded aluminum shapes, including rod, bar, and wire.....		331318-0	12/81	293.647	290.061	286.537	283.850	282.780
Secondary products and miscellaneous receipts.....		331318-SM						
Nonferrous (exc alum) production & processing.....	3314		12/03	277.097	277.026	275.122	275.846	272.169
Nonferrous metal (except aluminum) smelting and refining.....	33141		12/03	294.054	299.283	291.468	294.371	289.575
Nonferrous metal (except aluminum) smelting and refining.....	331410		12/09	115.753	117.811	114.735	115.877	113.989
Primary products.....		331410-P	12/09	120.336	122.494	119.278	120.516	118.513
Secondary products and miscellaneous receipts.....		331410-SM1						
Copper rolling/drawing/extruding & alloying.....	33142		12/03	310.354	310.397	310.113	309.116	304.498
Copper rolling, drawing, extruding, and alloying.....	331420		12/11	122.552	122.565	122.454	122.060	120.238
Primary products.....		331420-P	12/11	122.565	122.867	122.663	122.280	120.395
Copper wire and cable.....		331420-A	12/03	273.342	273.854	272.543	270.790	267.188
Copper and copper alloy mill shapes, except wire and cable.....		331420-B	12/22	99.105	99.171	99.305	99.214	97.457
Secondary products and miscellaneous receipts.....		331420-SM						
Miscellaneous receipts.....		331420-M	12/11	139.261	139.498	139.255	138.776	—
Other nonferrous roll/draw/extruding/alloying.....	33149		12/03	242.023	239.597	238.323	240.052	237.748
Nonferrous metal (except copper and aluminum) rolling, drawing, and extruding.....	331491		12/03	223.928	220.892	219.807	220.377	218.980
Primary products.....		331491-P	12/03	193.837	191.169	190.288	190.788	189.561
All other nonferrous metal mill shapes.....		331491-D	06/82	307.288	307.124	302.736	301.514	305.078
Nickel and nickel-base alloy mill shapes.....		331491-2	06/82	294.150	279.403	277.107	277.448	270.489

See footnotes at end of table.

Table 11. Producer price indexes for net output of selected industries and their products, not seasonally adjusted — Continued
[October 2023]

Title ¹	Industry code	Product code	Index base	Unadjusted index ²				
				June 2023	July 2023 ^P	Aug. 2023 ^P	Sept. 2023 ^P	Oct. 2023 ^P
Nonferrous metal (except copper and aluminum) rolling, drawing, and extruding - Continued								
Titanium and titanium-base alloy mill shapes.....		331491-3	06/82	190.640	190.640	191.748	193.182	193.150
Secondary products and miscellaneous receipts.....		331491-SM						
Secondary products.....		331491-S	06/82	388.403	388.463	393.764	393.764	393.760
Secondary smelting, refining, and alloying of nonferrous metal (except copper and aluminum).....	331492							
Primary products.....		331492-P	12/03	263.308	261.468	259.994	262.907	259.667
All other miscellaneous secondary nonferrous metals, including secondary lead and zinc.....		331492-B	12/03	262.676	260.759	259.225	262.258	258.885
Secondary products and miscellaneous receipts.....		331492-SM	06/11	85.106	84.868	84.222	87.666	87.174
Foundries.....	3315		12/03	203.172	202.792	204.203	204.053	203.504
Ferrous metal foundries.....	33151		12/84	292.674	291.687	295.244	295.139	293.791
Iron foundries.....	331511		12/80	342.237	342.641	340.520	339.896	338.455
Primary products.....		331511-P	12/80	328.319	328.721	326.611	325.508	325.523
Cast iron pressure and soil pipe and fittings, all sizes.....		331511-B	12/03	—	—	—	—	423.075
Standard and pearlitic malleable iron castings.....		331511-T	06/12	—	—	—	—	131.966
Ductile iron pressure pipe and fittings.....		331511-1	12/80	431.780	437.189	424.036	422.927	—
Other ductile iron castings.....		331511-3	06/86	218.988	217.912	217.540	216.626	217.110
Other gray iron castings (including molds and stools for heavy steel ingots).....		331511-9	12/03	210.296	211.850	210.278	209.586	209.042
Secondary products and miscellaneous receipts.....		331511-SM						
Steel investment foundries.....	331512		06/81	372.929	366.404	366.404	366.404	362.758
Primary products.....		331512-P	06/81	355.272	349.017	349.017	349.017	345.523
Steel investment castings.....		331512-0	06/81	355.272	349.017	349.017	349.017	345.523
Secondary products and miscellaneous receipts.....		331512-SM						
Secondary products.....		331512-S	06/81	513.382	513.382	513.382	513.382	513.382
Steel foundries, except investment.....	331513		06/81	279.108	279.260	301.553	302.510	302.644
Primary products.....		331513-P	12/03	210.785	210.743	227.919	228.695	228.797
Carbon steel castings, except investment.....		331513-1	06/81	301.695	301.571	305.293	309.587	310.152
Alloy steel castings, excluding investment.....		331513-4	12/17	146.616	146.597	162.078	162.078	162.078
High alloy steel castings, except investment.....		331513-41	06/81	403.123	403.123	450.609	450.609	450.609
Other alloy steel castings, except investment.....		331513-43	12/03	193.486	193.414	209.455	209.455	—
Secondary products and miscellaneous receipts.....		331513-SM						
Nonferrous metal foundries.....	33152		12/84	250.674	250.728	250.672	250.354	250.336
Nonferrous metal die-casting foundries.....	331523		12/11	121.633	121.440	121.114	120.829	120.173
Primary products.....		331523-P	12/11	122.776	122.580	122.239	121.944	121.265
Aluminum die-castings.....		331523-1	06/83	192.492	192.190	191.652	191.067	189.837
Nonferrous (except aluminum) die-castings.....		331523-3	06/91	256.529	256.093	255.402	255.402	254.814
Secondary products and miscellaneous receipts.....		331523-SM						
Secondary products.....		331523-S	12/11	112.910	112.786	112.895	112.872	112.830
Aluminum foundries, except die-casting.....	331524		06/91	229.948	231.562	232.382	232.378	232.814
Primary products.....		331524-P	06/91	210.130	210.146	211.047	211.047	211.523
Aluminum castings, excluding die-castings.....		331524-0	06/91	210.130	210.146	211.047	211.047	211.523
Secondary products and miscellaneous receipts.....		331524-SM						
Secondary products.....		331524-S1	06/08	286.913	298.777	298.777	298.752	298.769
Other nonferrous metal foundries, except die-casting.....	331529		12/11	142.951	142.490	142.711	142.710	144.300
Primary products.....		331529-P	12/11	139.070	138.598	138.826	138.826	140.455
Copper foundries (excluding die-casting).....		331529-5	06/83	404.808	402.212	403.464	403.464	399.087
Secondary products and miscellaneous receipts.....		331529-SM						
Fabricated metal product mfg.....	332		12/84	278.285	278.605	278.243	277.664	278.617
Forging & stamping.....	3321		12/03	176.207	175.299	173.718	172.815	172.836
Forging & stamping.....	33211		12/03	176.236	175.328	173.746	172.843	172.864
Iron and steel forging.....	332111		12/83	195.037	192.082	191.203	190.803	190.846
Primary products.....		332111-P	12/83	192.074	188.785	187.881	187.470	187.468
Hot impression die impact, press and upset steel forgings.....		332111-1	12/83	203.767	198.930	198.416	198.439	198.805
Hot impression die impact, press and upset carbon steel forgings.....		332111-11	12/83	—	201.822	201.785	202.210	202.210
Hot impression die impact, press and upset alloy steel forgings.....		332111-12	12/83	186.148	184.385	183.371	183.020	183.767
Secondary products and miscellaneous receipts.....		332111-SM						
Nonferrous forging.....	332112		12/83	178.179	178.732	178.656	178.645	180.982
Primary products.....		332112-P	12/83	197.467	198.120	198.047	198.047	200.736
Hot impression die impact, press and upset nonferrous forgings.....		332112-4	12/83	209.131	209.907	209.820	209.820	213.016
Hot impression die impact, press, and upset aluminum and aluminum alloy forgings.....		332112-41	12/83	231.873	231.606	231.606	231.606	237.319
Hot impression die impact, press, and upset titanium and titanium alloy forgings.....		332112-42	12/83	163.975	166.092	166.092	166.092	166.092

See footnotes at end of table.

Table 11. Producer price indexes for net output of selected industries and their products, not seasonally adjusted — Continued
[October 2023]

Title ¹	Industry code	Product code	Index base	Unadjusted index ²				
				June 2023	July 2023 ^P	Aug. 2023 ^P	Sept. 2023 ^P	Oct. 2023 ^P
Nonferrous forging - Continued								
Other nonferrous hot impression die impact, press, and upset forgings.....		332112-43	06/98	161.005	161.970	161.005	161.005	161.005
Secondary products and miscellaneous receipts.....		332112-SM						
Custom roll forming.....	332114		12/03	185.429	181.791	178.064	174.704	174.566
Primary products.....		332114-P	12/84	211.823	207.059	202.528	198.149	197.945
Custom roll formed products (steel, aluminum and other metal).....		332114-0	06/90	205.659	201.033	196.635	192.383	192.184
Secondary products and miscellaneous receipts.....		332114-SM						
Powder metallurgy part mfg.....	332117		12/03	131.990	133.378	133.191	133.392	133.335
Primary products.....		332117-P	12/03	132.578	133.972	133.785	133.987	133.929
Powder metallurgy parts.....		332117-0	12/91	136.069	137.501	137.308	137.515	137.456
Other metal stamping, except automotive.....	332119		06/84	255.667	257.457	255.743	255.751	255.355
Primary products.....		332119-P	12/03	199.358	200.484	199.178	199.178	198.697
Metal job stampings, except automotive.....		332119-3	06/84	262.121	263.389	260.874	260.874	260.787
Motor and generator metal job stamping.....		332119-32	06/07	129.505	133.610	132.463	132.463	127.897
Other metal job stampings.....		332119-33	06/07	177.592	178.598	176.225	176.225	176.387
Secondary products and miscellaneous receipts.....		332119-SM						
Cutlery & handtool mfg.....	3322		12/03	162.031	161.868	161.796	161.746	163.015
Cutlery & handtool mfg.....	33221		12/03	162.015	161.852	161.780	161.730	162.998
Metal cookware, cutlery, and flatware mfg.....	332215		12/11	128.956	128.390	128.390	128.390	128.555
Primary products.....		332215-P	12/11	128.319	127.762	127.762	127.762	127.927
Cutlery, scissors, shears, trimmers, and snips.....		332215-2	12/83	298.169	292.141	292.141	292.141	292.141
Secondary products and miscellaneous receipts.....		332215-SM						
Miscellaneous receipts.....		332215-M	12/11	135.303	134.329	134.329	134.329	134.329
Secondary products.....		332215-S	12/11	133.418	133.418	133.418	133.418	135.896
Saw blade, handsaw, and hand and edge tool mfg.....	332216		12/11	134.337	134.425	134.335	134.274	135.755
Primary products.....		332216-P	12/11	133.615	133.709	133.611	133.567	135.155
Edge tools, hand-operated.....		332216-4	06/96	213.133	213.133	213.133	213.133	213.133
All other miscellaneous hand tools, except handsaws.....		332216-7	12/11	135.506	135.506	135.449	135.449	135.460
Secondary products and miscellaneous receipts.....		332216-SM						
Miscellaneous receipts.....		332216-M	12/11	136.909	136.909	136.909	136.909	136.909
Secondary products.....		332216-S	12/11	137.638	137.638	137.665	137.274	137.265
Architectural & structural metals mfg.....	3323		12/03	256.435	256.612	256.938	256.333	256.293
Plate work & fabricated structural prod mfg.....	33231		12/03	276.971	277.401	277.645	276.346	276.408
Prefabricated metal buildings and components mfg.....	332311		12/81	510.752	516.339	515.971	513.002	511.337
Primary products.....		332311-P	12/81	529.538	535.027	535.050	531.610	529.988
Prefabricated metal bldg & component systems (excl. farm service bldgs, resid. bldgs, & parts).....		332311-1	12/81	579.145	586.377	584.247	580.838	581.031
Other prefabricated and portable metal buildings and parts.....		332311-3	12/81	425.421	427.232	431.807	428.299	422.833
Secondary products and miscellaneous receipts.....		332311-SM						
Fabricated structural metal mfg.....	332312		12/03	272.149	272.098	272.480	271.015	271.293
Primary products.....		332312-P	06/82	354.072	354.011	354.562	351.845	352.288
Fabricated structural metal bar joists and concrete reinforcing bars.....		332312-1	06/82	354.949	357.137	355.988	346.647	346.018
Fabricated structural iron and steel for industrial buildings metal bar joists, short span.....		332312-11	06/11	167.468	166.735	166.735	167.020	166.577
Fabricated structural iron & steel for commercial, residential, institutional, & public bldgs.....		332312-12	06/11	210.043	211.890	211.040	204.043	203.717
Other fabricated structural metal.....		332312-5	06/82	361.292	360.979	362.076	364.507	365.874
Fabricated structural metal for bridges.....		332312-6	06/82	267.657	252.982	261.770	267.878	268.974
Secondary products and miscellaneous receipts.....		332312-SM						
Plate work mfg.....	332313		12/03	224.927	224.927	224.927	224.927	224.927
Primary products.....		332313-P	12/03	222.292	222.292	222.292	222.292	222.292
Fabricated plate work (stacks and weldments).....		332313-0	03/80	337.154	337.154	337.154	337.154	337.154
Secondary products and miscellaneous receipts.....		332313-SM1						
Ornamental & architectural metal prod mfg.....	33232		12/03	239.092	239.028	239.434	239.498	239.357
Metal window and door mfg.....	332321		06/83	409.099	408.865	410.070	411.708	411.717
Primary products.....		332321-P	06/83	427.974	427.719	429.009	430.781	430.790
Metal molding and trim and store fronts.....		332321-B	06/83	1,067.305	1,067.266	1,067.266	1,067.266	1,067.265
Metal windows (except storm sash).....		332321-D	06/83	405.774	405.148	405.137	405.235	405.235
Metal doors (except storm doors).....		332321-1	06/83	414.946	414.739	416.601	419.132	419.146
Metal window and door screens (except combination screens) and metal weather strip.....		332321-9	06/83	345.239	345.239	345.239	345.239	345.239
Secondary products and miscellaneous receipts.....		332321-SM						
Secondary products.....		332321-S	06/83	339.348	339.348	339.692	339.692	339.692
Sheet metal work mfg.....	332322		12/82	299.142	299.279	299.871	299.199	298.824

See footnotes at end of table.

Table 11. Producer price indexes for net output of selected industries and their products, not seasonally adjusted — Continued
[October 2023]

Title ¹	Industry code	Product code	Index base	Unadjusted index ²				
				June 2023	July 2023 ^P	Aug. 2023 ^P	Sept. 2023 ^P	Oct. 2023 ^P
Sheet metal work mfg - Continued								
Primary products.....		332322-P	12/82	295.458	295.779	296.508	295.777	295.834
Sheet metal electronic enclosures.....		332322-C	06/11	146.312	147.060	147.990	148.195	148.047
Steel sheet metal computer & peripheral equipment enclosures.....		332322-C1	06/11	133.085	133.958	135.906	136.210	136.105
Aluminum sheet metal computer & peripheral equipment enclosures.....		332322-C2	06/11	178.602	179.127	179.100	179.100	179.102
Other sheet metal electronic enclosures (excluding computers).....		332322-C3	06/11	135.559	136.151	136.158	136.290	136.073
Other sheet metal work.....		332322-G	12/03	166.638	166.460	167.077	167.154	167.198
Aluminum and other sheet metal work.....		332322-G3	06/11	127.749	127.498	128.365	128.474	128.536
Sheet metal air-conditioning ducts and stove pipe.....		332322-1	12/03	292.613	292.613	291.053	291.053	291.053
Sheet metal roofing and roof drainage equipment.....		332322-7	12/03	250.913	249.890	249.592	246.506	248.064
Secondary products and miscellaneous receipts.....		332322-SM						
Secondary products.....		332322-S	12/03	199.894	200.446	201.065	201.096	201.157
Ornamental and architectural metal work mfg.....	332323		12/83	494.621	493.899	493.531	493.756	493.757
Primary products.....		332323-P	12/83	535.807	535.146	534.771	534.985	534.985
Open metal flooring, grating, and studs.....		332323-6	12/97	303.922	—	—	—	—
Ornamental and architectural metal work.....		332323-8	12/97	404.992	403.907	403.505	403.856	403.856
Iron, steel, and aluminum stairs, staircases, and fire escapes.....		332323-81	12/83	594.159	593.254	592.515	592.515	592.515
Steel and aluminum fences, gates (not wire), and railings and window guards...		332323-82	12/97	296.527	295.028	294.887	295.674	295.674
Other architectural and ornamental work.....		332323-9	12/97	304.693	304.693	304.693	304.693	304.693
Other aluminum and metal architectural and ornamental work.....		332323-91	12/88	318.278	318.278	318.278	318.278	318.278
Metal stalls and corrals.....		332323-94	05/17	144.775	144.775	144.775	—	—
Secondary products and miscellaneous receipts.....		332323-SM						
Secondary products.....		332323-S	12/83	240.318	237.548	236.866	237.568	237.596
Boiler, tank & shipping container mfg.....	3324		12/03	226.200	226.738	225.585	225.476	224.271
Power boiler & heat exchanger mfg.....	33241		12/03	249.693	252.923	256.460	256.457	256.474
Power boiler and heat exchanger mfg.....	332410		12/03	249.864	253.095	256.634	256.631	256.648
Primary products.....		332410-P	12/03	249.918	253.239	256.879	256.879	256.879
Fabricated heat exchangers and steam condensers (excluding nuclear applications).....		332410-1	03/80	520.082	520.292	521.648	521.648	521.648
Secondary products and miscellaneous receipts.....		332410-SM						
Secondary products.....		332410-S	03/80	470.037	484.894	—	—	—
Metal tank (heavy gauge) mfg.....	33242		12/03	241.219	241.003	241.448	241.061	240.317
Metal tanks, heavy gauge, mfg.....	332420		12/03	241.090	240.874	241.319	240.932	240.188
Primary products.....		332420-P	12/03	236.122	235.609	235.574	235.621	234.967
Metal tanks, heavy gauge.....		332420-0	12/03	236.122	235.609	235.574	235.621	234.967
Secondary products and miscellaneous receipts.....		332420-SM						
Secondary products.....		332420-S	03/80	335.738	339.041	345.289	339.650	337.733
Light gauge metal container mfg.....	33243		12/84	222.331	222.344	218.624	218.619	216.672
Metal can mfg.....	332431		06/81	221.057	220.764	216.152	216.146	213.924
Primary products.....		332431-P	06/81	219.780	219.499	214.878	214.873	212.647
Steel cans and tinware products.....		332431-1	06/81	337.927	337.927	337.927	337.927	337.927
Aluminum cans (including lids, ends, and parts shipped separately).....		332431-3	06/81	155.565	155.234	149.774	149.767	147.137
Secondary products and miscellaneous receipts.....		332431-SM						
Other metal container mfg.....	332439		12/03	269.870	271.438	271.570	271.570	270.635
Primary products.....		332439-P	12/03	278.171	279.992	281.744	281.744	280.657
Steel shipping barrels & drums, exc. beer barrels (more than 12-gallon capacity)...		332439-3	06/83	446.438	456.393	465.411	465.411	459.470
All other metal containers.....		332439-6	12/03	220.628	220.628	218.384	218.384	218.384
Secondary products and miscellaneous receipts.....		332439-SM						
Secondary products.....		332439-S	12/03	212.162	212.162	202.589	202.589	202.589
Hardware mfg.....	3325		12/03	202.927	203.054	203.028	203.035	203.035
Hardware mfg.....	33251		12/03	202.927	203.054	203.028	203.035	203.035
Hardware mfg.....	332510		06/85	272.186	272.356	272.322	272.331	272.331
Primary products.....		332510-P	06/85	259.760	259.942	259.905	259.915	259.915
All other miscellaneous hardware.....		332510-A	06/85	461.152	461.395	461.205	461.366	461.366
Furniture hardware (excluding cabinet hardware).....		332510-2	06/85	290.351	290.351	289.841	289.841	289.841
Builders' hardware, including fabricated metal safe and vault locks, & cabinet hardware.....		332510-4	06/85	297.598	297.598	297.598	297.598	297.598
Motor vehicle hardware (lock units, door & window handles, window regulators, hinges, etc.).....		332510-6	06/85	173.459	173.459	173.459	—	—
Other transportation equipment hardware, incl. marine & aircraft (excl. motor vehicle hardware).....		332510-7	06/85	—	424.602	424.602	—	—
Secondary products and miscellaneous receipts.....		332510-SM						
Miscellaneous receipts.....		332510-M	07/85	393.742	392.811	392.811	392.811	392.811
Secondary products.....		332510-S	06/85	334.666	334.666	334.799	334.799	334.799
Spring & wire product mfg.....	3326		12/03	271.777	271.290	271.224	271.468	269.810

See footnotes at end of table.

Table 11. Producer price indexes for net output of selected industries and their products, not seasonally adjusted — Continued
 [October 2023]

Title ¹	Industry code	Product code	Index base	Unadjusted index ²				
				June 2023	July 2023 ^P	Aug. 2023 ^P	Sept. 2023 ^P	Oct. 2023 ^P
Spring & wire product mfg.	33261		12/03	271.777	271.290	271.224	271.468	269.810
Spring mfg.	332613		12/11	216.216	216.951	216.866	216.659	214.909
Primary products.		332613-P	12/11	229.269	230.087	229.992	229.761	227.812
Cold formed steel springs, except wire.		332613-3	06/81	509.697	509.846	509.622	509.176	509.176
Precision mechanical wire springs.		332613-5	12/82	287.987	291.379	290.943	291.053	291.207
Precision mechanical extension- and torsion-type wire springs.		332613-51	06/01	224.775	228.120	227.305	227.697	228.009
Precision mechanical compression-type wire springs.		332613-52	06/01	203.488	205.495	205.453	205.359	205.360
Secondary products and miscellaneous receipts.		332613-SM						
Secondary products.		332613-S	12/11	118.188	118.259	118.258	118.258	118.259
Other fabricated wire product mfg.	332618		12/82	335.642	333.052	333.049	334.054	332.818
Primary products.		332618-P	12/82	321.866	318.479	318.834	319.993	319.753
Other ferrous wire products, excluding springs, made from purchased wire.		332618-B	12/82	365.445	365.408	365.452	365.452	364.233
Other fabricated wire products, made from purchased wire.		332618-2	06/85	174.856	171.199	171.199	171.199	171.199
Ferrous wire cloth and other ferrous woven wire products, made from purchased wire.		332618-3	12/82	192.868	192.868	192.868	192.868	192.868
Steel fencing and fence gates, made from purchased wire.		332618-7	12/82	475.825	476.297	480.539	474.411	471.926
Steel nails, staples, tacks, spikes, and brads, made from purchased wire.		332618-9	12/03	251.570	—	—	—	—
Secondary products and miscellaneous receipts.		332618-SM						
Secondary products.		332618-S	12/82	696.266	695.882	698.709	699.493	699.058
Mach shops, turn prod, screw, nut, bolt mfg.	3327		12/03	171.912	171.908	171.535	171.545	171.186
Machine shops.	33271		12/03	150.786	151.015	151.015	151.015	151.094
Machine shops.	332710		06/84	200.582	200.887	200.887	200.887	200.992
Primary products.		332710-P	06/84	199.006	199.338	199.338	199.338	199.453
Machine shop job work and job order repairs.		332710-0	06/84	197.617	197.947	197.947	197.947	198.061
Secondary products and miscellaneous receipts.		332710-SM						
Turned product & screw, nut & bolt mfg.	33272		12/84	255.164	254.759	253.643	253.671	252.462
Precision turned product mfg.	332721		12/83	249.450	248.608	246.362	246.364	244.269
Primary products.		332721-P	12/83	236.341	235.451	233.076	233.078	230.864
Precision turned products, automotive.		332721-1	12/83	165.593	166.119	166.240	166.240	163.588
Precision turned products, except automotive.		332721-3	12/83	268.142	266.507	262.842	262.845	260.931
Secondary products and miscellaneous receipts.		332721-SM						
Bolt, nut, screw, rivet, and washer mfg.	332722		06/82	288.783	289.114	289.887	289.965	290.206
Primary products.		332722-P	06/82	296.638	296.943	297.783	297.867	298.126
Nonthreaded metal fasteners (except aircraft types).		332722-B	06/82	270.859	270.896	270.078	270.078	274.421
Aircraft fasteners, except plastics (including aerospace).		332722-1	06/82	591.482	591.482	601.874	601.874	601.874
Externally threaded metal fasteners (except aircraft types).		332722-3	06/82	253.108	253.119	252.111	252.267	251.998
Hex bolts, including heavy, tap-and-joint (excluding high-strength structural & aircraft types).		332722-3122	06/82	209.078	210.131	210.959	210.964	210.501
Other metal bolts, including square, round, plow, high-strength structural, & bent bolts.		332722-3133	12/99	302.018	301.411	301.411	301.411	301.411
Cap, set, machine, lag, flange, and self-locking screws (except aircraft types). ...		332722-3144	12/87	300.668	301.369	298.748	298.748	297.693
Other externally threaded metal fasteners, including studs (except aircraft types).		332722-3199	12/99	—	—	—	—	189.194
Internally threaded fasteners (except aircraft types).		332722-5	06/82	154.211	153.970	153.763	153.763	153.763
Secondary products and miscellaneous receipts.		332722-SM						
Miscellaneous receipts.		332722-M	06/82	259.743	262.559	262.559	262.559	260.781
Coating/engrave/heat treating & other activity.	3328		12/03	172.828	174.943	175.294	174.633	176.862
Coating/engrave/heat treating & other activity.	33281		12/84	237.789	240.698	241.180	240.272	243.338
Metal heat treating.	332811		06/85	239.237	247.480	247.480	247.480	259.151
Primary products.		332811-P	06/85	210.202	215.654	215.654	215.654	221.420
Heat treating of metal for the trade (pickling, annealing, etc.).		332811-0	06/85	210.202	215.654	215.654	215.654	221.420
Secondary products and miscellaneous receipts.		332811-SM						
Metal coating and nonprecious engraving.	332812		12/84	202.049	204.233	205.057	203.506	203.574
Primary products.		332812-P	12/84	210.471	212.949	213.883	212.124	212.201
Metal coating, engraving, and allied services.		332812-0	12/84	210.471	212.949	213.883	212.124	212.201
Secondary products and miscellaneous receipts.		332812-SM						
Electroplating, anodizing and coloring metal.	332813		12/84	260.681	259.732	259.732	259.732	261.216
Primary products.		332813-P	12/84	267.406	266.379	266.379	266.379	266.379
Electroplating, plating, polishing, anodizing and coloring metal.		332813-0	12/84	267.406	266.379	266.379	266.379	266.379
Secondary products and miscellaneous receipts.		332813-SM						
Other fabricated metal product mfg.	3329		12/03	210.451	210.748	210.501	209.759	213.555
Metal valve mfg.	33291		12/03	234.392	234.878	234.478	234.590	239.104
Industrial valve mfg.	332911		06/91	327.884	327.879	329.756	329.759	334.068
Primary products.		332911-P	06/91	339.353	339.348	341.392	341.392	346.151

See footnotes at end of table.

Table 11. Producer price indexes for net output of selected industries and their products, not seasonally adjusted — Continued
 [October 2023]

Title ¹	Industry code	Product code	Index base	Unadjusted index ²				
				June 2023	July 2023 ^P	Aug. 2023 ^P	Sept. 2023 ^P	Oct. 2023 ^P
Industrial valve mfg - Continued								
Automatic regulating and control valves and parts (except nuclear), power operated.....		332911-F	12/82	407.112	407.112	407.112	407.112	427.374
Industrial valves for water works and municipal equipment (IBBM, AWWA, and UL).....		332911-N	06/91	378.901	378.876	378.876	378.876	382.753
Industrial ball valves (all metals, pressures, and types), incl. manual & power operated.....		332911-Q	06/91	—	—	458.643	458.643	—
Industrial butterfly valves (all metals, pressures, and types), incl. manual & power operated.....		332911-R	06/91	267.347	267.347	267.347	267.347	267.347
All other miscellaneous industrial valves.....		332911-X	06/91	290.515	290.515	292.810	292.810	300.264
Gates, globes, angles and other industrial valves.....		332911-1	06/91	367.034	367.034	367.034	367.034	367.034
Secondary products and miscellaneous receipts.....								
Miscellaneous receipts.....		332911-SM						
Secondary products.....		332911-M	06/91	250.502	250.502	250.502	250.502	250.502
		332911-S	06/91	274.260	274.260	274.779	274.822	275.033
Fluid power valve and hose fitting mfg.....								
	332912		06/91	309.239	311.244	309.442	309.680	322.476
Primary products.....								
Nonaerospace type hydraulic and pneumatic assemblies of hose.....		332912-P	06/91	317.234	319.840	318.119	318.373	331.990
Nonaerospace type flared (metal) fittings, couplings and assemblies.....		332912-N	12/98	148.977	148.992	150.659	150.929	150.397
Nonaerospace type flareless fittings and couplings (incl. nonmetal fittings).....		332912-T	06/91	228.573	228.573	231.229	231.229	231.229
Aerospace type hydraulic fluid power valves.....		332912-U	06/91	227.676	227.676	227.676	227.676	227.676
Nonaerospace type hydraulic directional control valves.....		332912-1	06/91	182.872	182.872	182.872	183.910	185.417
Nonaerospace type hydraulic valves, except directional control.....		332912-5	06/91	239.219	239.219	243.918	243.918	243.918
Nonaerospace type pneumatic directional control valves.....		332912-7	12/98	262.769	260.618	260.618	260.618	260.618
Secondary products and miscellaneous receipts.....		332912-9	06/91	257.155	257.304	257.304	257.304	257.304
		332912-SM						
Plumbing fixture fitting and trim mfg.....								
	332913		06/83	365.085	365.193	365.149	365.139	365.269
Primary products.....								
Miscellaneous metal and nonmetal plumbing fixtures, fittings, and trim.....		332913-P	06/83	363.026	363.026	363.026	363.026	363.026
Metal and nonmetal lavatory and sink fittings, excluding single control.....		332913-6	06/83	395.435	395.435	395.435	395.435	395.435
Secondary products and miscellaneous receipts.....		332913-7	06/98	193.719	193.719	193.719	193.719	193.719
		332913-SM						
Other metal valve and pipe fitting mfg.....								
	332919		12/82	383.748	383.134	378.133	378.731	378.722
Primary products.....								
Plumbing and heating valves and specialties, except plumbers' brass goods.....		332919-P	12/82	412.977	412.468	406.795	407.475	407.464
Metal fittings, flanges, and unions for pipe fittings.....		332919-1	12/82	395.159	391.618	—	—	—
Secondary products and miscellaneous receipts.....		332919-4	12/82	497.858	497.793	489.979	490.915	490.901
Secondary products.....		332919-SM						
		332919-S	12/82	246.470	244.398	244.398	244.398	244.398
All other fabricated metal product mfg.....								
	332999		12/03	193.403	193.560	193.418	192.084	195.374
Ball and roller bearing mfg.....								
	332991		06/83	346.928	346.928	346.807	347.191	347.206
Primary products.....								
Ball bearings, complete, unmounted.....		332991-P	06/83	335.499	335.499	335.000	335.446	335.446
Tapered roller bearings (including cups & cones), unmounted.....		332991-1	06/83	286.842	286.842	286.685	286.728	286.728
Other roller bearings, unmounted.....		332991-3	06/83	391.108	391.108	391.108	391.432	391.432
Mounted bearings (excluding plain).....		332991-5	06/83	365.713	365.713	365.713	365.713	365.713
Parts and components for ball and roller bearings (including balls and rollers) sold separately.....		332991-7	06/83	473.446	473.446	473.446	481.492	481.492
Secondary products and miscellaneous receipts.....		332991-9	06/83	200.176	200.176	197.420	198.140	198.140
Secondary products.....		332991-SM						
		332991-S	06/83	371.299	371.299	371.299	371.299	373.033
Small arms ammunition mfg.....								
	332992		06/85	303.233	303.300	300.968	300.951	300.951
Primary products.....								
Other ammunition products.....		332992-P	06/85	337.370	337.370	334.402	334.402	334.402
Secondary products and miscellaneous receipts.....		332992-08	12/22	101.331	101.331	101.331	101.331	101.331
		332992-SM						
Ammunition, except small arms, manufacturing.....								
	332993		12/85	271.230	271.873	271.292	268.755	268.755
Primary products.....								
Ammunition (excluding small arms), more than 30 mm (1.18 in.).....		332993-P	12/85	252.930	253.390	253.390	246.093	246.093
Secondary products and miscellaneous receipts.....		332993-0	12/85	252.930	253.390	253.390	246.093	246.093
		332993-SM1						
Fabricated pipe and pipe fitting mfg.....								
	332996		06/81	445.727	447.691	446.731	447.631	454.444
Primary products.....								
Fabricated pipe and pipe fittings made from purchased pipe.....		332996-P	06/81	389.214	389.055	388.071	388.993	395.974
Secondary products and miscellaneous receipts.....		332996-0	12/02	257.392	257.287	256.636	257.246	261.863
		332996-SM						
Miscellaneous fabricated metal product mfg.....								
	332999		12/03	182.187	181.808	182.086	178.903	185.600
Primary products.....								
All other miscellaneous fabricated metal products.....		332999-P	12/03	181.683	181.213	181.530	179.205	178.928
Secondary products and miscellaneous receipts.....		332999-N	06/85	237.315	236.665	237.103	233.890	233.507
Secondary products.....		332999-SM						
		332999-S	12/03	204.877	204.877	204.877	204.877	205.546
Small arms, ordnance, and ordnance accessories mfg.....								
	33299T		12/11	106.934	107.506	107.506	107.506	107.506
Primary products.....								
Single barrel shotguns, other small firearms n.e.c., and parts & attachments for small arms.....		33299T-P	12/11	107.324	107.785	107.785	107.785	107.785
		33299T-45	06/13	106.530	106.530	106.530	106.530	106.530

See footnotes at end of table.

Table 11. Producer price indexes for net output of selected industries and their products, not seasonally adjusted — Continued
 [October 2023]

Title ¹	Industry code	Product code	Index base	Unadjusted index ²				
				June 2023	July 2023 ^P	Aug. 2023 ^P	Sept. 2023 ^P	Oct. 2023 ^P
Small arms, ordnance, and ordnance accessories mfg - Continued								
Secondary products and miscellaneous receipts.....		33299T-SM						
Machinery manufacturing.....	333		12/03	178.259	179.020	179.294	179.697	179.840
Agricultural, construction, and mining machinery mfg.....	3331		12/03	180.547	182.027	181.927	182.316	182.534
Agricultural implement manufacturing.....	33311		12/03	173.068	173.430	173.598	174.252	174.735
Farm machinery and equipment mfg.....	333111		12/82	287.845	288.627	288.835	290.037	291.102
Primary products.....		333111-P	12/82	288.329	289.107	289.319	290.532	291.594
Haying machinery and attachments.....		333111-A	12/82	320.310	336.116	336.116	336.116	336.116
Parts for farm machinery, for sale separately.....		333111-C	12/82	261.184	261.529	262.907	263.083	263.120
Farm plows, harrows, rollers, pulverizers, etc., and attachments.....		333111-E	12/02	289.896	289.896	289.896	289.896	289.896
All other farm machinery and equipment, excluding parts, including attachments....		333111-G	12/82	367.544	367.544	368.358	368.358	368.619
Commercial turf and grounds care equipment, including parts and attachments....		333111-J	12/82	259.335	259.335	259.335	261.338	261.338
Farm dairy equipment, sprayers and dusters, farm blowers, and attachments.....		333111-4	12/82	279.312	279.312	279.312	279.704	279.704
Planting, seeding, and fertilizing machinery and attachments.....		333111-7	12/82	287.495	286.673	282.519	282.519	287.431
Harvesting machinery (except hay and straw) and attachments.....		333111-9	12/82	322.091	323.057	325.515	330.900	333.332
Secondary products and miscellaneous receipts.....		333111-SM						
Miscellaneous receipts.....		333111-M	12/82	309.543	311.063	311.063	311.832	312.269
Secondary products.....		333111-S	12/82	273.006	273.428	274.664	274.664	275.283
Lawn and garden equipment mfg.....	333112		12/82	166.702	166.693	166.998	167.406	167.358
Primary products.....		333112-P	12/82	170.644	170.635	170.864	170.989	170.936
Consumer nonriding lawn, garden, and snow equipment.....		333112-1	12/82	151.769	151.584	151.960	151.960	151.960
Consumer riding lawn, garden, and snow equipment.....		333112-3	12/82	187.500	187.500	187.502	187.791	187.791
Parts and attachments for consumer lawn, garden, and snow equipment.....		333112-7	06/03	157.634	158.410	158.869	158.869	158.346
Secondary products and miscellaneous receipts.....		333112-SM						
Secondary products.....		333112-S	12/82	142.379	142.379	143.522	147.039	147.039
Construction machinery manufacturing.....	33312		12/03	186.579	189.982	189.347	189.347	189.338
Construction machinery mfg.....	333120		12/80	333.362	339.443	338.307	338.308	338.291
Primary products.....		333120-P	12/80	323.510	329.456	328.269	328.269	328.261
Power cranes, loaders, dozers, tractors, off-highway trucks, mixers, pavers, backhoes, etc.....		333120-1	12/03	186.229	190.771	189.846	189.846	189.840
Power cranes, draglines, & shovels (excavators) (incl. surface mining equip.) (excluding parts).....		333120-11	12/99	189.057	195.688	195.383	195.383	195.383
Mixers, pavers, and related equipment (excluding parts).....		333120-12	12/80	342.299	344.770	344.770	344.770	344.665
Tractor shovel loaders (skid steer, wheel, crawler, and integral design backhoes).....		333120-14	12/80	346.012	350.198	345.465	345.465	345.465
Construction wheel and crawler tractors, dozers, self-propelled log skidders, etc.....		333120-15	12/03	178.433	183.724	183.724	183.724	183.724
Graders, rollers and compactors, forklifts, scrapers, trenchers, etc. (excluding parts).....		333120-16	12/03	207.041	210.873	210.873	210.873	210.873
Construction machinery for mounting (excluding parts, winches, snow clearing attachments).....		333120-17	12/99	189.511	192.688	188.540	188.540	188.540
Other construction machinery and equipment (excluding parts).....		333120-8	12/03	188.490	188.519	188.519	188.519	188.519
Parts for construction machinery and equipment, sold separately.....		333120-9	12/99	193.132	193.014	193.186	193.186	193.186
Parts for cranes, draglines, and shovels (including surface mining equipment) (sold separately).....		333120-91	06/07	183.849	183.574	183.975	183.975	183.975
Parts for off-highway wheel tractors and shovel loaders (sold separately).....		333120-92	06/07	139.949	139.949	139.949	139.949	139.949
Parts for other construction machinery (sold separately).....		333120-93	06/07	151.456	151.456	151.456	151.456	151.455
Secondary products and miscellaneous receipts.....		333120-SM						
Miscellaneous receipts.....		333120-M	12/80	535.473	535.473	535.473	535.473	535.473
Mining and oil and gas field machinery mfg.....	33313		12/03	192.810	193.021	193.383	193.974	194.074
Mining machinery and equipment mfg.....	333131		06/81	408.048	409.408	411.781	413.010	413.671
Primary products.....		333131-P	06/81	434.532	435.923	438.589	439.970	440.713
Mining machinery and equipment (except parts sold separately).....		333131-2	09/19	140.721	141.299	142.407	142.980	143.289
Underground mining machinery (except parts sold separately).....		333131-21	06/81	546.823	546.823	546.823	546.823	—
Mineral processing & beneficiation machinery (except parts sold separately)....		333131-23	06/81	475.178	475.178	475.178	475.178	475.178
Crushing, pulverizing & screening machinery (except parts sold separately).....		333131-25	06/81	461.395	461.395	461.395	461.395	—
Drills and other mining machinery (except parts sold separately).....		333131-27	06/81	453.906	459.853	471.260	477.166	480.343
Parts and attachments for mining machinery and equipment (sold separately).....		333131-9	06/81	341.228	341.228	341.228	341.228	341.228
Secondary products and miscellaneous receipts.....		333131-SM						
Miscellaneous receipts.....		333131-M	06/81	293.818	301.416	301.416	301.416	301.416
Oil and gas field machinery and equipment mfg.....	333132		12/80	309.227	309.237	309.237	310.193	310.193
Primary products.....		333132-P	12/80	304.183	304.183	304.183	305.125	305.125
Oil and gas field production machinery and equipment (except pumps).....		333132-A	12/80	264.354	264.354	264.354	266.423	266.423
Oil and gas field production machinery and equipment (except pumps and parts sold separately).....		333132-A1	12/10	137.123	137.123	137.123	138.521	138.521
Parts and attachments for oil and gas field production machinery and equipment (except pumps).....		333132-A2	12/10	131.837	131.837	131.837	131.837	131.837
Rotary oil and gas field drilling machinery and equipment.....		333132-1	12/86	311.095	311.095	311.095	311.095	311.095

See footnotes at end of table.

Table 11. Producer price indexes for net output of selected industries and their products, not seasonally adjusted — Continued
 [October 2023]

Title ¹	Industry code	Product code	Index base	Unadjusted index ²				
				June 2023	July 2023 ^P	Aug. 2023 ^P	Sept. 2023 ^P	Oct. 2023 ^P
Oil and gas field machinery and equipment mfg - Continued								
Secondary products and miscellaneous receipts.....		333132-SM						
Industrial machinery manufacturing.....	3332		12/84	244.746	244.065	244.088	244.394	243.758
Other industrial machinery manufacturing.....	33324		12/84	241.379	240.707	240.730	241.032	240.405
Food product machinery mfg.....	333241		12/83	354.860	355.347	355.397	355.431	357.093
Primary products.....		333241-P	12/83	368.738	369.193	369.215	369.215	371.785
Dairy and milk products plant machinery and equipment.....		333241-1	12/83	346.784	347.318	347.318	347.318	356.195
Commercial food products machinery (except packaging and cooking equipment).....		333241-3	12/83	328.578	328.996	328.996	328.996	329.054
Industrial food products machinery for processing foods, beverages, & animal & fowl feed.....		333241-5	12/83	377.176	377.593	377.652	377.652	381.643
Other industrial food and feed machinery.....		333241-51	12/12	143.643	144.146	144.146	144.146	147.395
Machinery for sorting, grading, and cleaning fruits, vegetables, eggs, and for processing meat.....		333241-52	12/12	160.253	160.253	160.253	160.253	160.253
Parts and attachments for industrial food and feed products machinery.....		333241-53	12/12	141.510	141.213	141.473	141.473	145.285
Secondary products and miscellaneous receipts.....		333241-SM						
Miscellaneous receipts.....		333241-M	12/83	238.090	238.424	238.992	239.645	225.554
Secondary products.....		333241-S	12/83	333.335	335.877	335.877	335.834	340.181
Semiconductor machinery mfg.....	333242		12/03	98.310	98.306	98.352	98.351	98.350
Primary products.....		333242-P	12/03	96.571	96.567	96.613	96.612	96.610
Semiconductor machinery and parts.....		333242-0	06/87	124.251	124.245	124.305	124.304	124.301
Secondary products and miscellaneous receipts.....		333242-SM						
Miscellaneous receipts.....		333242-M	12/03	112.508	112.508	112.508	112.508	112.508
Sawmill, woodworking and paper machinery mfg.....	333243		12/11	148.582	148.701	148.385	148.415	148.415
Primary products.....		333243-P	12/11	148.093	148.220	147.891	147.904	147.904
Sawmill and woodworking machinery.....		333243-A	12/80	354.316	354.944	354.507	355.083	355.083
Sawmill and woodworking machinery, excluding parts & attachments.....		333243-A3	06/12	180.150	180.419	180.157	180.502	180.502
Parts, attachments & accessories for sawmill & woodworking machinery.....		333243-A4	06/12	164.018	164.570	164.570	164.570	164.570
Paper industry machinery.....		333243-B	06/82	286.687	286.760	285.939	285.678	285.678
Paper industry machinery, excluding parts & attachments.....		333243-B1	12/03	149.622	149.622	149.622	149.622	149.622
Parts and attachments for paper industry machinery.....		333243-B2	06/82	288.003	288.238	285.592	284.751	284.751
Secondary and miscellaneous receipts.....		333243-SM						
Miscellaneous receipts.....		333243-M	12/11	149.018	149.018	149.018	149.498	149.498
All other industrial machinery mfg.....	333248		12/11	174.014	173.085	173.138	173.512	172.513
Primary products.....		333248-P	12/11	180.181	179.158	179.215	179.580	178.481
Printing machinery and equipment mfg.....		333248-4	12/82	181.947	182.126	182.917	182.234	186.156
All other miscellaneous printing trades machinery, including parts.....		333248-4A	12/88	137.148	137.346	138.220	137.465	141.800
Other printing machinery and equipment, including pre-press preparation and typesetting.....		333248-4A7	06/01	94.583	94.863	96.100	95.031	100.999
Parts, attachments, and accessories for printing trades machinery.....		333248-4A8	06/01	137.055	137.055	137.055	137.055	137.280
Other industrial machinery.....		333248-9	12/11	180.823	179.693	179.686	180.143	178.607
Plastics-working machinery and equipment and parts, excluding patterns and molds.....		333248-91	12/81	251.939	250.682	250.682	250.401	250.401
Plastics-working machinery and equipment, excluding patterns, molds, and parts sold separately.....		333248-919	12/08	130.620	129.869	129.869	129.701	129.701
Textile machinery (except parts, attachments, and accessories).....		333248-95	12/80	212.183	212.183	212.183	212.183	212.183
Parts and attachments for textile machinery.....		333248-97	12/80	237.995	237.995	237.995	237.995	237.995
All other industrial machinery.....		333248-98	12/03	249.392	247.652	247.641	248.549	245.740
Secondary products and miscellaneous receipts.....		333248-SM						
Commercial and service industry machinery manufacturing.....	3333		12/03	152.893	152.990	153.110	153.130	153.296
Commercial and service industry machinery manufacturing.....	33331		12/03	152.877	152.974	153.094	153.114	153.280
Commercial and service industry machinery mfg.....	333310		12/11	140.252	140.340	140.451	140.470	140.622
Primary products.....		333310-P	12/11	140.164	140.250	140.361	140.364	140.518
Optical instruments and lenses (incl. parts).....		333310-4	06/91	128.326	128.725	129.202	129.161	129.161
Sighting, tracking, and fire-control equipment, optical type.....		333310-41	12/85	143.711	143.711	143.711	143.711	143.711
All other miscellaneous optical instruments and lenses (incl. binoculars and astronomical).....		333310-43	12/98	119.421	119.926	120.529	120.477	120.477
Commercial cooking and food warming equipment (incl. parts).....		333310-5	06/82	440.498	440.498	440.498	440.498	440.498
Other commercial and service industry machinery.....		333310-9	05/23	100.093	100.116	100.144	100.190	100.385
Commercial laundry and drycleaning machinery (incl. parts).....		333310-93	12/82	346.814	346.814	346.814	346.814	346.978
Commercial and industrial floor and carpet cleaning machines, ex. vacuum cleaners.....		333310-95	09/16	141.251	142.242	142.242	141.992	141.992
Electronic teaching machines, teaching aids, etc., (incl. kits).....		333310-97	09/16	104.281	104.281	104.281	104.281	-
All other parts and attachments for service industry equipment.....		333310-98	06/07	147.624	147.624	147.624	148.016	148.841
Other service industry equipment.....		333310-99	09/16	132.710	132.715	132.771	132.860	133.216
Secondary products and miscellaneous receipts.....		333310-SM						
Miscellaneous receipts.....		333310-M	12/22	102.657	102.806	102.895	103.352	103.352
Secondary products.....		333310-S	12/22	101.802	101.801	101.803	101.984	102.719

See footnotes at end of table.

Table 11. Producer price indexes for net output of selected industries and their products, not seasonally adjusted — Continued
 [October 2023]

Title ¹	Industry code	Product code	Index base	Unadjusted index ²				
				June 2023	July 2023 ^P	Aug. 2023 ^P	Sept. 2023 ^P	Oct. 2023 ^P
HVAC and commercial refrigeration equipment.....	3334		12/03	217.339	217.811	218.082	218.199	218.783
HVAC and commercial refrigeration equipment.....	33341		12/03	217.339	217.811	218.082	218.199	218.783
Fan, blower, air purification equipment mfg.....	333413		12/11	151.909	152.002	151.758	151.533	151.530
Primary products.....		333413-P	12/11	149.253	149.346	149.180	148.968	148.967
Air purification equipment.....		333413-1	12/03	167.401	167.587	167.253	166.828	166.825
Dust collection and other air purification equipment for industrial gas cleaning systems.....		333413-11	12/83	225.447	225.447	225.447	225.447	225.447
Dust collection and other air purification equipment for cleaning incoming air.....		333413-13	12/83	257.285	257.716	256.944	255.963	255.956
Air filters for air-conditioners and furnaces, etc. of 2400 CFM or less, except parts.....		333413-131	06/09	166.474	167.005	166.285	166.193	166.193
Other dust collection and air purification equipment, except parts.....		333413-132	06/09	147.994	147.994	147.546	147.569	147.553
Parts for dust collection and air purification equipment.....		333413-133	06/09	147.885	147.885	147.885	145.634	145.634
Industrial and commercial fans and blowers.....		333413-2	12/03	231.651	231.651	231.651	231.651	231.651
Centrifugal blower filter units, and classes I-IV centrifugal fans, except parts.....		333413-22	06/09	191.262	191.262	191.262	191.262	191.262
Other centrifugal fans and blowers, except parts.....		333413-23	06/09	185.662	185.662	185.662	185.662	185.662
Parts and accessories for fans and blowers.....		333413-29	06/09	173.200	173.200	173.200	173.200	173.200
Secondary products and miscellaneous receipts.....		333413-SM						
Secondary products.....		333413-S	12/11	152.704	152.704	152.704	152.704	152.704
Heating equipment (except warm air furnaces) mfg.....	333414		06/80	448.183	449.501	449.449	449.502	449.558
Primary products.....		333414-P	06/80	430.924	432.170	432.117	432.172	432.228
Other heating equipment, except electric (incl. parts for nonelectric equipment & oil burners).....		333414-D	06/99	230.684	230.493	230.432	230.495	230.560
Cast iron heating boilers, radiators, and convectors (except parts).....		333414-1	06/99	289.688	289.688	289.688	289.688	289.688
Domestic heating stoves (except electric and parts).....		333414-3	06/80	316.517	316.517	316.517	316.517	316.517
Floor and wall furnaces, unit heaters, infrared heaters, and mechanical stokers.....		333414-7	06/99	203.243	206.101	206.101	206.101	206.101
Secondary products and miscellaneous receipts.....		333414-SM						
Secondary products.....		333414-S	06/80	450.402	450.402	450.402	450.402	450.402
Air-conditioning, refrigeration, and forced air heating equipment mfg.....	333415		12/82	290.946	291.626	292.180	292.453	293.462
Primary products.....		333415-P	12/82	294.255	294.791	295.321	295.559	296.578
Warm air furnaces, including duct furnaces and humidifiers, and electric comfort heating.....		333415-C	12/89	223.730	223.119	223.466	222.090	228.170
Parts and accessories for air conditioning and heat transfer equipment.....		333415-D	12/89	267.767	265.501	266.829	266.849	267.139
Unitary air-conditioners, except air source heat pumps.....		333415-E	12/82	260.188	262.672	264.841	265.538	264.874
Heat pumps.....		333415-H	12/09	141.316	141.316	141.316	145.044	139.716
Heat transfer equipment (except elec dehumidifiers), mechanically refrigerated, self-contained.....		333415-2	12/03	250.355	250.612	249.307	248.816	251.564
Commercial refrigerators and related equipment.....		333415-3	12/82	399.658	399.658	399.658	399.658	401.689
Refrigeration condensing units, all refrigerants, except ammonia (complete).....		333415-5	12/82	383.703	383.703	383.703	383.703	384.837
All other miscellaneous refrigeration and air-conditioning equipment.....		333415-9	12/89	281.051	281.051	281.051	281.051	282.575
Secondary products and miscellaneous receipts.....		333415-SM						
Miscellaneous receipts.....		333415-M	12/82	259.165	259.165	259.165	259.165	259.165
Metalworking machinery manufacturing.....	3335		12/03	146.329	146.609	146.993	147.730	147.929
Metalworking machinery manufacturing.....	33351		12/03	146.314	146.595	146.978	147.715	147.914
Industrial mold mfg.....	333511		12/03	125.714	125.719	125.772	126.051	126.748
Primary products.....		333511-P	12/03	125.609	125.609	125.658	125.861	126.654
Industrial molds and mold boxes.....		333511-0	06/81	154.536	154.536	154.595	154.845	155.820
Industrial injection-type molds made of metal for plastics.....		333511-05	12/09	115.066	115.066	115.066	115.066	117.296
Other industrial molds and mold boxes.....		333511-06	12/09	124.764	124.764	124.835	125.134	125.134
Secondary products and miscellaneous receipts.....		333511-SM						
Secondary products.....		333511-S	12/03	146.018	-	-	-	-
Special tool, die, jig, and fixture mfg.....	333514		12/03	135.488	135.675	136.628	136.628	136.628
Primary products.....		333514-P	06/81	222.028	222.401	224.080	224.080	224.080
Special dies, tools, jigs, and fixtures.....		333514-0	06/81	222.028	222.401	224.080	224.080	224.080
Jigs and fixtures, including parts.....		333514-0A	06/81	343.405	344.632	344.819	344.819	344.819
Metalworking die and die sets.....		333514-0B	12/02	126.400	126.633	127.796	127.796	127.796
Standard punches, industrial prototypes, die parts & other special tooling for dies.....		333514-0C	06/94	157.172	157.172	159.131	159.131	159.131
Secondary products and miscellaneous receipts.....		333514-SM						
Miscellaneous receipts.....		333514-M	12/03	114.405	114.405	114.405	-	-
Secondary products.....		333514-S	12/03	140.277	140.277	141.595	141.595	141.595
Cutting tool and machine tool accessory mfg.....	333515		06/83	229.056	230.063	230.213	230.622	230.622
Primary products.....		333515-P	06/83	214.435	215.438	215.527	215.932	215.932
Cutting tools for machine tools and metalworking machinery.....		333515-4	06/83	201.783	202.897	202.995	203.265	203.265
Other cutting tools for machine tools, excluding tips and blanks.....		333515-41	12/00	146.904	147.825	147.858	147.858	147.858
End mills and milling cutters.....		333515-44	06/83	227.962	230.053	230.043	230.428	230.428
Threading tools, including blanks, tips and inserts.....		333515-45	06/07	126.690	126.690	126.690	126.690	126.690
Carbon and high-speed steel shank, solid, tipped carbide twist drills for machine tools.....		333515-48	12/11	128.026	128.303	128.303	129.903	129.903

See footnotes at end of table.

Table 11. Producer price indexes for net output of selected industries and their products, not seasonally adjusted — Continued
[October 2023]

Title ¹	Industry code	Product code	Index base	Unadjusted index ²				
				June 2023	July 2023 ^P	Aug. 2023 ^P	Sept. 2023 ^P	Oct. 2023 ^P
Cutting tool and machine tool accessory mfg - Continued								
Taps, carbide indexable, and throwaway inserts for machine tools.....		333515-49	12/11	135.597	135.597	136.385	136.385	136.385
Other attachments and accessories for machine tools and metalworking machinery.....		333515-5	06/83	262.738	262.738	262.738	264.046	264.046
Secondary products and miscellaneous receipts.....		333515-SM						
Secondary products.....		333515-S	06/83	230.961	230.961	233.895	233.895	233.895
Machine tool mfg.....	333517		12/11	131.351	131.824	131.824	134.107	134.107
Primary products.....		333517-P	12/11	128.169	128.622	128.622	130.495	130.495
Metal cutting machine tools.....		333517-2	06/83	221.743	222.708	222.708	222.597	222.597
Parts for metal cutting machine tools (sold separately) & rebuilt machine tools...		333517-26	06/83	202.732	204.827	204.827	204.827	204.827
Metal machining centers (multifunction numerically controlled machines).....		333517-27	06/83	201.222	201.222	201.222	201.222	201.222
Other metal cutting machine tools.....		333517-2B	12/09	124.991	125.730	125.730	125.730	125.730
Metal forming machine tools.....		333517-3	06/81	298.481	298.481	298.481	322.431	322.431
Metal punching and shearing (power & manual), and bending and forming machines (power only).....		333517-31	06/81	233.479	233.479	233.479	233.479	233.479
Parts for metal forming machine tools (sold separately) and rebuilt metal forming machine tools.....		333517-37	06/81	297.157	297.157	297.157	297.157	297.157
Secondary products and miscellaneous receipts.....		333517-SM						
Miscellaneous receipts.....		333517-M	12/11	146.461	147.510	147.510	142.279	142.279
Secondary products.....		333517-S	12/11	156.118	156.118	156.118	182.939	182.950
Rolling mill and other metalworking machinery mfg.....	333519		12/11	141.785	141.802	142.226	142.549	142.841
Primary products.....		333519-P	12/11	144.995	144.995	145.472	145.887	146.210
Rolling mill and other metalworking machinery, including assembly machines.....		333519-0	12/11	144.995	144.995	145.472	145.887	146.210
Other metalworking machinery, excluding handheld & ultrasonic.....		333519-83	06/83	326.598	326.598	332.705	337.571	-
Secondary products and miscellaneous receipts.....		333519-SM						
Miscellaneous receipts.....		333519-M	12/11	134.640	134.815	134.815	134.337	134.397
Turbine and power transmission equipment mfg.....	3336		12/84	222.529	223.471	224.730	225.091	225.466
Turbine and power transmission equipment mfg.....	33361		12/84	222.524	223.465	224.725	225.085	225.461
Turbine and turbine generator set units mfg.....	333611		06/82	256.355	253.056	257.889	258.883	259.878
Primary products.....		333611-P	06/82	256.986	253.869	258.435	259.375	260.314
Turbines and turbine generator sets.....		333611-0	06/11	119.449	118.000	120.123	120.559	120.996
Steam, gas, and other turbines and turbine generators.....		333611-05	12/03	152.064	150.251	152.381	152.999	153.617
Parts & accessories for turbines, turbine generators, and turbine generator sets.....		333611-07	12/03	145.221	145.221	145.221	145.221	145.221
Speed changer, drive, and gear mfg.....	333612		12/83	381.636	381.636	381.636	381.636	381.636
Primary products.....		333612-P	12/83	353.751	353.751	353.751	353.751	353.751
Gears, pinions, racks, and worms, sold separately.....		333612-3	12/83	261.379	261.379	261.379	261.379	261.379
Speed changers, industrial high speed drives, and parts other than loose gearing.....		333612-7	12/03	217.488	217.488	217.488	217.488	217.488
Secondary products and miscellaneous receipts.....		333612-SM						
Mechanical power transmission equipment mfg.....	333613		12/84	358.564	358.564	359.779	361.734	363.951
Primary products.....		333613-P	12/84	341.514	341.514	342.749	344.737	346.895
Mechanical power transmission equipment, except speed changers, drives, & gears.....		333613-3	12/84	372.517	372.517	374.155	375.955	378.817
Secondary products and miscellaneous receipts.....		333613-SM						
Other engine equipment mfg.....	333618		12/82	189.861	192.660	192.664	192.643	192.616
Primary products.....		333618-P	12/82	191.295	193.934	193.938	193.918	193.890
Parts & accessories for internal combustion engines, ex. aircraft & gasoline automotive engines.....		333618-F	12/82	245.725	245.620	245.620	245.620	245.565
Diesel, semidiesel, and dual-fuel engines (except automotive).....		333618-3	12/82	214.450	226.366	226.366	226.366	-
Diesel, semidiesel, and dual-fuel engines for automobiles, trucks, and buses.....		333618-5	12/82	166.394	166.394	166.394	166.394	166.392
Secondary products and miscellaneous receipts.....		333618-SM						
Secondary products.....		333618-S	12/82	176.864	185.168	185.168	185.168	185.168
Other general purpose machinery manufacturing.....	3339		12/03	200.463	201.734	202.150	202.839	202.872
Pump and compressor manufacturing.....	33391		12/03	210.293	214.663	214.851	214.036	214.142
Air and gas compressor mfg.....	333912		06/84	332.174	335.736	336.294	336.964	336.978
Primary products.....		333912-P	06/84	341.612	345.468	345.854	346.546	346.561
Air and gas compressors and vacuum pumps.....		333912-1	06/84	355.754	360.208	360.401	361.353	361.353
Parts & attachments for air & gas compressors, ex. refrigeration, ice making, & a/c.....		333912-6	06/84	404.359	410.071	412.339	412.339	412.339
Secondary products and miscellaneous receipts.....		333912-SM						
Miscellaneous receipts.....		333912-M	11/86	251.405	251.405	257.079	257.079	257.079
Measuring, dispensing, and other pumping equipment mfg.....	333914		12/83	352.955	362.386	362.538	359.945	360.214
Primary products.....		333914-P	12/83	353.341	363.602	363.604	360.779	360.779
Pumps and pumping equipment, excluding measuring and dispensing pumps.....		333914-1	12/09	151.807	156.369	156.370	155.114	155.114
Pumps and pumping equipment, complete, excluding measuring and dispensing pumps.....		333914-11	12/09	153.307	158.126	158.127	156.653	156.653

See footnotes at end of table.

Table 11. Producer price indexes for net output of selected industries and their products, not seasonally adjusted — Continued
 [October 2023]

Title ¹	Industry code	Product code	Index base	Unadjusted index ²				
				June 2023	July 2023 ^P	Aug. 2023 ^P	Sept. 2023 ^P	Oct. 2023 ^P
Measuring, dispensing, and other pumping equipment mfg - Continued								
Domestic water systems.....		333914-111	12/83	313.273	313.273	313.273	313.273	313.273
Oil-well and oil-field pumps, except boiler feed.....		333914-113	12/09	121.896	121.896	122.489	122.489	122.489
Industrial pumps, excluding hydraulic fluid power pumps, automatic circulating pumps, etc.....		333914-114	12/83	367.495	383.209	383.209	378.403	378.403
Other pumps, except automotive circulating pumps, and measuring and dispensing pumps.....		333914-115	12/01	227.309	227.309	227.309	227.309	227.309
Parts and attachments for pumps and pumping equipment, excluding measuring and dispensing.....		333914-15	12/83	420.750	429.802	429.802	429.802	429.802
Secondary products and miscellaneous receipts.....		333914-SM						
Miscellaneous receipts.....		333914-M	12/17	124.129	124.129	125.285	125.285	125.285
Secondary products.....		333914-S	12/17	155.162	155.521	156.027	156.006	157.918
Material handling equipment manufacturing.....	33392		12/03	211.871	212.246	212.258	212.129	212.606
Elevator and moving stairway mfg.....	333921		06/81	243.274	243.274	243.242	243.242	243.242
Primary products.....		333921-P	06/81	231.989	231.989	231.955	231.955	231.955
Elevators and moving stairways.....		333921-1	06/81	225.502	225.502	225.502	225.502	225.502
Parts and attachments for elevators and moving stairways (sold separately).....		333921-3	06/81	287.009	287.009	286.721	286.721	286.721
Secondary products and miscellaneous receipts.....		333921-SM						
Conveyor and conveying equipment mfg.....	333922		06/84	294.939	296.060	296.100	296.113	297.820
Primary products.....		333922-P	06/84	282.756	283.849	283.885	283.897	285.563
Unit handling conveyors and conveying systems.....		333922-1	06/84	228.053	229.916	230.260	230.313	229.985
Unit handling gravity and trolley conveyors and conveying systems.....		333922-12	06/09	129.673	129.673	129.673	129.556	129.556
Unit handling tow, belt, roller, pneumatic, portable, carousel, and other nonbelt conveyors.....		333922-14	06/09	142.620	145.614	146.167	146.455	145.927
Parts and accessories for unit handling conveyors and conveying systems, sold separately.....		333922-7	06/84	275.899	275.899	275.899	275.617	275.617
Bulk material handling conveyors and conveying systems.....		333922-8	06/84	314.184	314.184	314.184	314.184	320.254
Parts and accessories for bulk material handling conveyors and conveying systems.....		333922-9	06/84	494.093	494.093	491.696	491.696	491.696
Secondary products and miscellaneous receipts.....		333922-SM						
Miscellaneous receipts.....		333922-M	06/84	420.561	420.561	420.561	420.561	420.561
Secondary products.....		333922-S	06/84	334.907	334.907	334.907	334.933	334.933
Overhead cranes, hoists and monorail systems mfg.....	333923		12/03	225.450	225.596	225.604	225.604	225.704
Primary products.....		333923-P	12/03	227.071	227.224	227.224	227.224	227.329
Hoists and parts and attachments for hoists (sold separately).....		333923-1	12/84	328.836	328.836	328.836	328.836	328.898
Overhead traveling cranes and monorail systems, including parts and attachments sold separately.....		333923-3	12/84	337.671	339.027	339.027	339.027	339.027
Winches, aerial work platforms, and automotive wrecker hoists, including parts and attachments.....		333923-7	12/03	231.517	231.517	231.517	231.517	231.673
Secondary products and miscellaneous receipts.....		333923-SM						
Secondary products.....		333923-S	12/03	211.150	211.150	212.785	212.776	212.776
Industrial truck, trailer, and stacker mfg.....	333924		12/79	332.873	333.283	333.304	332.655	332.943
Primary products.....		333924-P	12/79	336.563	336.984	336.997	336.379	336.673
Industrial trucks, tractors, mobile straddle carriers & cranes, & automatic stacking machines.....		333924-2	12/79	303.799	304.243	304.259	303.549	303.549
Work trucks with lifting & handling equipment, operator riding, electric, self-propelled.....		333924-21	06/02	229.132	229.132	229.132	229.132	229.132
Work trucks, not fitted with lifting and handling equipment.....		333924-25	06/02	214.678	215.255	215.272	215.158	215.158
Bulk powered material moving equipment, dock boards and metal pallets and skids.....		333924-26	06/02	206.084	206.084	206.084	203.150	203.150
Other work trucks with lifting & handling equipment, non-riding electric or any non-electric.....		333924-27	06/02	189.874	189.928	189.942	189.846	189.846
Parts and attachments for industrial trucks and tractors (sold separately).....		333924-3	12/86	357.383	357.547	357.547	357.547	359.014
Secondary products and miscellaneous receipts.....		333924-SM						
Secondary products.....		333924-S	12/79	526.004	525.692	531.014	498.948	502.057
All other general purpose machinery mfg.....	33399		12/03	185.905	186.030	186.815	188.815	188.524
Power-driven handtool mfg.....	333991		12/80	272.183	272.183	272.183	272.183	272.183
Primary products.....		333991-P	12/80	264.296	264.296	264.296	264.296	264.296
Power-driven handtools, pneumatic, hydraulic, and powder-actuated.....		333991-6	12/80	367.945	367.945	367.945	367.945	367.945
Power-driven handtools, electric (except battery powered), including parts.....		333991-9	12/04	151.128	151.128	151.128	151.128	151.128
Secondary products and miscellaneous receipts.....		333991-SM						
Miscellaneous receipts.....		333991-M	06/86	208.596	208.596	208.596	-	-
Welding and soldering equipment mfg.....	333992		12/84	361.208	361.442	361.386	361.386	361.386
Primary products.....		333992-P	12/84	377.537	377.771	377.715	377.715	377.715
Other welding equipment, components, and accessories (excluding arc, resistance, and gas).....		333992-A	06/90	185.178	185.178	185.178	185.178	185.178
Arc welding machines, components, and accessories, excluding electrodes and stud welding equip.....		333992-1	12/84	410.850	410.850	410.753	410.753	410.753
Resistance welders, components, accessories, and electrodes.....		333992-7	12/84	279.693	279.693	279.693	279.693	279.693
Gas welding and cutting equipment, parts, attachments, and accessories.....		333992-9	06/83	264.778	267.577	267.577	267.577	267.577

See footnotes at end of table.

Table 11. Producer price indexes for net output of selected industries and their products, not seasonally adjusted — Continued
[October 2023]

Title ¹	Industry code	Product code	Index base	Unadjusted index ²				
				June 2023	July 2023 ^P	Aug. 2023 ^P	Sept. 2023 ^P	Oct. 2023 ^P
Welding and soldering equipment mfg - Continued								
Secondary products and miscellaneous receipts.....		333992-SM						
Miscellaneous receipts.....		333992-M	12/84	261.284	262.788	261.989	261.989	261.989
Packaging machinery mfg.....	333993		12/88	277.891	277.958	277.958	280.164	280.164
Primary products.....		333993-P	12/88	284.559	284.642	284.642	286.950	286.950
Packing, packaging, and bottling machinery, excluding parts.....		333993-1	12/88	272.304	272.304	272.304	274.891	274.891
Parts for packing, packaging, and bottling machinery.....		333993-5	12/88	340.301	340.701	340.701	342.019	342.019
Secondary products and miscellaneous receipts.....		333993-SM						
Industrial process furnace and oven mfg.....	333994		06/81	299.744	301.275	303.076	302.986	302.986
Primary products.....		333994-P	06/81	296.486	297.867	300.318	300.236	300.236
Industrial process furnaces & ovens, & industrial electrical heating equipment.....		333994-0	12/04	173.636	174.444	175.880	175.832	175.832
Industrial process furnaces & ovens, & industrial electrical heating equipment, except parts.....		333994-0A	06/11	144.678	145.591	146.010	145.956	145.956
Parts and attachments for industrial process furnaces and ovens.....		333994-0B	06/11	147.517	147.517	150.961	150.961	150.961
Secondary products and miscellaneous receipts.....		333994-SM						
Miscellaneous receipts.....		333994-M	12/86	207.250	207.780	203.923	203.923	203.923
Fluid power cylinder and actuator mfg.....	333995		06/90	274.130	274.130	274.611	274.611	274.193
Primary products.....		333995-P	06/90	276.159	276.159	276.664	276.664	276.225
Nonaerospace-type hydraulic & all aerospace fluid power cylinders & actuators, linear & rotary.....		333995-2	06/90	266.837	266.837	267.563	267.563	266.932
Parts for hydraulic & pneumatic fluid power cylinders & actuators, incl accumulators & cushions.....		333995-8	06/90	318.225	318.225	318.225	318.225	318.225
Secondary products and miscellaneous receipts.....		333995-SM						
Fluid power pump and motor mfg.....	333996		06/90	230.533	231.093	231.311	233.226	233.226
Primary products.....		333996-P	06/90	235.801	236.432	236.589	238.702	238.702
Nonaerospace-type reciprocating fluid power pumps.....		333996-1	12/97	200.173	199.918	199.918	202.999	202.999
Nonaerospace-type fluid power motors.....		333996-5	12/97	239.271	239.271	240.222	240.605	240.605
Parts for fluid power pumps, motors, and hydrostatic transmissions.....		333996-9	12/97	188.543	188.636	188.695	190.782	190.782
Secondary products and miscellaneous receipts.....		333996-SM						
Miscellaneous receipts.....		333996-M	06/99	184.836	184.836	185.464	185.962	185.962
All other miscellaneous general purpose machinery mfg.....	333998		12/84	284.671	284.739	287.581	294.692	293.634
Primary products.....		333998-P	12/84	278.708	278.512	281.467	288.762	287.672
Scale and balance mfg.....		333998-7	12/80	249.649	250.051	249.716	249.547	249.581
Retail, commercial, household, and mailing scales and balances.....		333998-74	12/91	195.584	196.020	196.020	196.020	196.020
Parts, attachments, and accessories for scales and balances.....		333998-76	12/91	270.748	271.769	272.208	273.318	273.482
Vehicle and industrial scales.....		333998-77	12/91	206.017	206.250	205.833	205.484	205.494
Motor truck and railroad track scales.....		333998-771	12/10	154.717	154.717	154.117	153.609	153.609
Industrial scales (including automatic checkweighter and bulkweighter scales).....		333998-772	12/10	174.926	175.777	175.869	175.958	175.995
All other miscellaneous general purpose machinery mfg.....		333998-9	12/84	278.739	278.501	281.672	289.455	288.292
Filters and strainers, except fluid power.....		333998-91	12/88	282.240	281.383	282.176	283.835	283.831
Industrial filters and strainers and reusable media, except fluid power.....		333998-911	06/07	172.015	171.603	172.191	171.639	171.639
Nonreusable media for filters and strainers, except fluid power.....		333998-912	12/88	278.926	278.926	278.540	297.695	297.662
Parts and accessories for filters and strainers, except fluid power.....		333998-913	12/88	373.979	368.960	370.166	370.027	370.027
All other miscellaneous general industrial machinery.....		333998-97	06/07	151.972	151.913	154.284	154.114	154.114
Secondary products and miscellaneous receipts.....		333998-SM						
Miscellaneous receipts.....		333998-M	12/22	101.259	103.604	103.266	103.425	103.425
Secondary products.....		333998-S	12/22	102.177	102.248	102.470	102.483	102.507
Computer & electronic product mfg.....	334		12/03	98.930	99.111	99.403	99.332	99.329
Computer & peripheral equipment mfg.....	3341		12/06	57.320	57.191	58.007	57.899	57.334
Computer & peripheral equipment mfg.....	33411		12/06	57.320	57.191	58.007	57.899	57.334
Electronic computer mfg.....	334111		02/23	95.286	95.204	98.178	97.745	95.468
Primary products.....		334111-P	02/23	94.714	94.622	97.957	97.471	94.918
Host computers, multiusers (mainframes, medium-scale systems, UNIX and PC servers).....		334111-5	02/23	93.902	93.864	97.858	97.290	94.200
Single user computers, microprocessor based, general purpose.....		334111-7	02/23	98.903	98.534	98.467	98.408	98.626
Portable computers, laptops, tablets and other single user computers.....		334111-72	02/23	97.087	97.156	96.969	97.071	97.088
Personal computers and workstations (excluding portable computers).....		334111-73	02/23	99.726	99.159	99.147	99.014	99.323
Secondary products and miscellaneous receipts.....		334111-SM						
Computer storage device mfg.....	334112		12/04	61.284	60.731	60.731	60.731	60.731
Primary products.....		334112-P	12/04	49.695	49.251	49.251	49.251	49.251
Computer storage devices (except parts, attachments and accessories).....		334112-1	12/04	49.044	48.591	48.591	48.591	48.591
Secondary products and miscellaneous receipts.....		334112-SM						
Computer terminal and other computer peripheral equipment mfg.....	334118		12/93	62.909	62.997	63.243	63.243	63.257
Primary products.....		334118-P	12/93	64.589	64.684	64.949	64.949	64.965

See footnotes at end of table.

Table 11. Producer price indexes for net output of selected industries and their products, not seasonally adjusted — Continued
 [October 2023]

Title ¹	Industry code	Product code	Index base	Unadjusted index ²				
				June 2023	July 2023 ^P	Aug. 2023 ^P	Sept. 2023 ^P	Oct. 2023 ^P
Computer terminal and other computer peripheral equipment mfg - Continued								
Computer terminals (including POS and funds-transfer devices) and other computer peripherals.....		334118-D	12/93	37.972	37.972	37.972	37.972	37.990
Secondary products and miscellaneous receipts.....		334118-SM						
Secondary products.....		334118-S	08/94	56.572	56.575	56.575	56.575	56.575
Communications equipment mfg.....	3342		12/85	102.569	102.287	102.386	102.410	102.568
Telephone apparatus mfg.....	33421		12/03	95.669	94.890	95.487	95.487	95.486
Telephone apparatus mfg.....	334210		12/85	96.143	95.359	95.960	95.960	95.960
Primary products.....		334210-P	12/85	96.432	95.627	96.244	96.244	96.244
Telephone and wireline data networking equipment.....		334210-0	12/85	96.432	95.627	96.244	96.244	96.244
Secondary products and miscellaneous receipts.....		334210-SM						
Radio/TV broadcast & wireless comm equip mfg.....	33422		12/03	102.684	102.330	102.324	102.352	102.367
Broadcast and wireless communications equipment mfg.....	334220		12/91	96.325	95.993	95.987	96.014	96.028
Primary products.....		334220-P	12/91	92.574	92.237	92.230	92.257	92.271
Broadcast, studio, and related electronic equipment.....		334220-2	12/85	120.910	121.061	120.959	121.353	121.557
Radio station equipment.....		334220-5	06/13	114.046	114.046	114.046	114.046	114.046
Other broadcast and wireless communications systems and equipment.....		334220-9	06/13	107.679	107.150	107.150	107.150	107.150
Secondary products and miscellaneous receipts.....		334220-SM						
Other communications equipment mfg.....	33429		12/03	138.418	139.386	139.386	139.421	140.846
Other communications equipment mfg.....	334290		12/91	148.476	149.514	149.514	149.552	151.080
Primary products.....		334290-P	12/91	156.883	157.439	157.439	157.483	159.279
Alarm systems, including electric sirens and horns.....		334290-1	12/85	152.193	153.041	153.041	153.041	155.776
Intercommunications systems, incl inductive paging systems, excl telephone & telegraph.....		334290-3	12/85	272.201	272.201	272.201	274.479	274.479
Secondary products and miscellaneous receipts.....		334290-SM						
Secondary products.....		334290-S	12/91	164.326	167.224	167.224	167.224	-
Audio & video equipment mfg.....	3343		12/03	100.624	100.624	100.624	100.624	100.629
Audio and video equipment mfg.....	33431		12/03	100.624	100.624	100.624	100.624	100.629
Audio and video equipment mfg.....	334310		03/80	72.814	72.814	72.814	72.814	72.818
Primary products.....		334310-P	03/80	64.235	64.235	64.235	64.235	64.235
Speakers and commercial sound equipment.....		334310-4	03/80	180.844	180.844	180.844	180.844	180.844
Other consumer audio and video equipment.....		334310-5	03/80	141.643	141.643	141.643	141.643	141.643
Secondary products and miscellaneous receipts.....		334310-SM						
Miscellaneous receipts.....		334310-M	12/86	98.430	98.430	98.430	98.430	98.599
Semiconductor and other electronic component mfg.....	3344		12/84	56.733	56.771	56.960	56.930	56.961
Semiconductor and other electronic component mfg.....	33441		12/84	56.743	56.781	56.970	56.941	56.971
Bare printed circuit board mfg.....	334412		06/91	118.753	118.756	118.942	118.942	118.942
Primary products.....		334412-P	06/91	116.928	116.928	117.142	117.142	117.142
Bare printed circuit boards.....		334412-0	06/82	131.392	131.392	131.632	131.632	131.632
Secondary products and miscellaneous receipts.....		334412-SM2						
Semiconductors and related device mfg.....	334413		12/98	31.594	31.515	31.595	31.490	31.377
Primary products.....		334413-P	12/98	30.552	30.488	30.569	30.467	30.359
Other semiconductor devices, including parts such as chips, wafers, and heat sinks.....		334413-A	06/81	55.524	56.678	56.983	56.983	57.180
Integrated microcircuits, incl semiconductor networks, microprocessors, & MOS memories.....		334413-1	12/98	22.208	21.839	21.858	21.737	21.559
Secondary products and miscellaneous receipts.....		334413-SM						
Electronic connector mfg.....	334417		12/80	274.627	275.511	275.523	275.545	279.406
Primary products.....		334417-P	12/80	271.219	272.193	272.206	272.231	276.229
Electronic connectors, including parts.....		334417-0	12/80	271.219	272.193	272.206	272.231	276.229
Secondary products and miscellaneous receipts.....		334417-SM						
Secondary products.....		334417-S1	05/99	162.201	162.201	162.201	162.201	162.201
Printed circuit assembly mfg.....	334418		12/03	71.410	71.596	71.596	71.642	71.684
Primary products.....		334418-P	12/03	72.991	73.194	73.194	73.194	73.198
Printed circuit assemblies, loaded boards, modules, and consumer external modems.....		334418-9	06/06	78.516	78.735	78.735	78.735	78.740
Secondary products and miscellaneous receipts.....		334418-SM						
Other electronic component mfg.....	334419		12/03	153.004	154.185	156.006	156.913	157.805
Primary products.....		334419-P	12/03	158.640	159.950	160.530	160.650	161.639
Other electronic components.....		334419-0	12/03	158.640	159.950	160.530	160.650	161.639
Secondary products and miscellaneous receipts.....		334419-SM						
Secondary products.....		334419-S	12/03	107.152	107.191	107.191	107.191	107.191
Capacitor, resistor, coil, transformer, and other inductor mfg.....	33441K		12/11	158.078	158.078	158.078	158.084	158.508
Primary products.....		33441K-P	12/11	162.428	162.428	162.428	162.428	162.876

See footnotes at end of table.

Table 11. Producer price indexes for net output of selected industries and their products, not seasonally adjusted — Continued
 [October 2023]

Title ¹	Industry code	Product code	Index base	Unadjusted index ²				
				June 2023	July 2023 ^P	Aug. 2023 ^P	Sept. 2023 ^P	Oct. 2023 ^P
Capacitor, resistor, coil, transformer, and other inductor mfg - Continued								
Capacitors for electronic circuitry.....		33441K-4	06/81	273.128	273.128	273.128	273.128	273.128
Electronic coils, transformers, and other inductors.....		33441K-6	06/00	166.511	166.511	166.511	166.511	167.504
Secondary products and miscellaneous receipts.....		33441K-SM						
Nav/measuring/medical/control instruments mfg.....	3345		12/03	143.177	143.726	144.005	143.873	143.949
Nav/measuring/medical/control instruments mfg.....	33451		12/03	143.177	143.726	144.005	143.873	143.949
Electromedical apparatus mfg.....	334510		06/85	86.708	87.792	87.792	87.792	87.792
Primary products.....		334510-P	06/85	74.974	75.969	75.969	75.969	75.969
Electromedical equipment, excluding ionizing radiation equipment.....		334510-2	12/02	86.319	87.577	87.577	87.577	87.577
Secondary products and miscellaneous receipts.....		334510-SM						
Miscellaneous receipts.....		334510-M	12/90	162.879	162.879	162.879	162.879	162.879
Search, detection, and navigation instruments.....	334511		12/91	188.459	189.156	189.520	189.521	189.522
Primary products.....		334511-P	12/91	184.834	185.550	185.840	185.840	185.840
Aeronautical, nautical & navigational instruments, not sending or receiving radio signals.....		334511-1	12/85	325.725	331.603	332.895	332.895	332.895
Search, detection, navigation, and guidance systems and equipment.....		334511-3	12/91	178.879	178.879	179.042	179.042	179.042
Secondary products and miscellaneous receipts.....		334511-SM						
Automatic environmental control mfg.....	334512		12/79	316.221	316.221	316.965	316.965	317.176
Primary products.....		334512-P	12/79	282.257	282.257	282.996	282.996	282.996
Automatic environmental controls for monitoring residential, commercial, and appliance use.....		334512-0	12/03	150.626	150.626	151.021	151.021	151.021
Secondary products and miscellaneous receipts.....		334512-SM						
Miscellaneous receipts.....		334512-M	12/04	204.796	204.796	204.796	204.796	204.796
Industrial process variable instruments.....	334513		06/83	275.841	275.159	276.349	275.899	277.958
Primary products.....		334513-P	06/83	289.453	288.685	290.017	290.086	292.389
Process control instruments.....		334513-0	12/03	172.780	172.321	173.116	173.158	174.532
Secondary products and miscellaneous receipts.....		334513-SM						
Miscellaneous receipts.....		334513-M	06/83	247.314	247.314	247.314	237.122	237.122
Totalizing fluid meters and counting devices mfg.....	334514		12/85	249.193	250.503	251.030	243.674	243.889
Primary products.....		334514-P	12/85	254.682	256.127	256.092	247.977	248.214
Integrating and totalizing fluid meters, counting devices, and motor vehicle instruments.....		334514-0	12/85	254.682	256.127	256.092	247.977	248.214
Secondary products and miscellaneous receipts.....		334514-SM						
Secondary products.....		334514-S	12/85	184.924	184.924	185.150	185.150	185.150
Electricity and signal testing instruments mfg.....	334515		12/83	178.921	179.124	179.698	179.769	179.654
Primary products.....		334515-P	12/83	171.537	171.751	172.357	172.432	172.311
Test equipment for testing electrical, radio, and communication circuits, and motors.....		334515-4	12/83	172.700	172.975	173.751	173.847	173.725
Secondary products and miscellaneous receipts.....		334515-SM						
Analytical laboratory instrument mfg.....	334516		12/85	186.983	186.385	186.330	186.961	186.893
Primary products.....		334516-P	12/85	187.953	187.338	187.283	187.931	187.859
Analytical and scientific instruments, excluding optical.....		334516-0	12/85	187.953	187.338	187.283	187.931	187.859
Secondary products and miscellaneous receipts.....		334516-SM						
Irradiation apparatus mfg.....	334517		06/90	124.147	124.147	124.147	124.147	124.147
Primary products.....		334517-P	06/85	125.081	125.081	125.081	125.081	125.081
Irradiation (ionizing radiation) equipment.....		334517-0	06/85	125.081	125.081	125.081	125.081	125.081
Secondary products and miscellaneous receipts.....		334517-SM						
Other measuring and controlling device mfg.....	334519		06/85	204.331	205.024	206.550	206.669	206.670
Primary products.....		334519-P	06/85	195.663	196.345	197.441	197.561	197.561
Physical properties testing & inspection equipment and kinematic testing & measuring equipment.....		334519-4	06/85	200.919	200.919	201.370	201.370	201.370
Nuclear radiation detection and monitoring instruments.....		334519-5	06/85	248.578	248.578	248.578	248.578	248.578
Commercial, geophysical, meteorological, and general-purpose instruments and equipment.....		334519-7	06/85	196.724	196.724	200.600	200.928	200.928
Secondary products and miscellaneous receipts.....		334519-SM						
Miscellaneous receipts.....		334519-M	06/85	273.519	273.975	288.614	288.625	288.669
Manufacturing and reproducing magnetic and optical media.....	3346		12/03	117.768	117.753	118.215	118.416	117.933
Manufacturing and reproducing magnetic and optical media.....	33461		12/03	117.768	117.753	118.215	118.416	117.932
Manufacturing and reproducing magnetic and optical media.....	334610		01/19	137.993	137.976	138.517	138.753	138.186
Primary products.....		334610-P	01/19	139.179	139.161	139.707	139.945	139.374
Electrical equipment and appliance mfg.....	335		12/03	196.101	197.087	197.944	197.349	198.022
Electric lighting equipment mfg.....	3351		12/03	152.771	153.127	153.030	153.414	153.484
Electric lighting equipment mfg.....	33513		12/22	102.985	103.224	103.158	103.418	103.466
Residential electric lighting fixture mfg.....	335131		12/83	248.163	248.168	248.155	248.205	248.217

See footnotes at end of table.

Table 11. Producer price indexes for net output of selected industries and their products, not seasonally adjusted — Continued
[October 2023]

Title ¹	Industry code	Product code	Index base	Unadjusted index ²				
				June 2023	July 2023 ^P	Aug. 2023 ^P	Sept. 2023 ^P	Oct. 2023 ^P
Residential electric lighting fixture mfg - Continued								
Primary products.....		335131-P	12/83	255.526	255.526	255.528	255.531	255.532
Residential-type electric lighting fixtures (except portable), including parts and accessories.....		335131-1	12/83	232.944	232.943	232.944	232.945	232.945
Residential-type portable lighting fixtures, including parts and accessories.....		335131-4	12/83	293.171	293.171	293.177	293.184	293.188
Secondary products and miscellaneous receipts.....		335131-SM						
Secondary products.....		335131-S	12/83	315.106	315.182	314.956	315.684	315.839
Nonresidential electric lighting fixture mfg.....								
Primary products.....	335132	335132-P	06/81	264.029	264.754	264.419	265.498	265.728
Commercial and institutional-type electric lighting fixtures, including parts and accessories.....		335132-1	06/81	251.536	251.676	251.260	252.600	252.886
Industrial-type electric lighting fixtures, including parts and accessories.....		335132-5	06/81	290.410	295.087	295.087	295.087	295.087
Secondary products and miscellaneous receipts.....		335132-SM						
Secondary products.....		335132-S	06/81	323.801	—	—	—	—
Other lighting equipment, including lamps and bulbs mfg.....								
Primary products.....	335139	335139-P	12/22	104.129	104.388	104.388	104.507	104.507
Electric lamp bulb, tubes, and components.....		335139-1	12/83	88.436	89.340	89.340	89.752	89.752
Outdoor lighting equipment (including parts and accessories).....		335139-2	06/85	209.474	209.474	209.474	209.474	209.474
Secondary products and miscellaneous receipts.....		335139-SM						
Household appliance mfg.....								
Small electrical appliance mfg.....	3352		12/84	162.311	161.857	162.661	162.569	162.581
Small electrical appliance mfg.....	33521		12/03	131.192	131.180	131.251	131.261	131.131
Small electrical appliance mfg.....	335210		12/11	119.224	119.213	119.278	119.287	119.169
Primary products.....		335210-P	12/11	119.749	119.738	119.745	119.755	119.621
Parts and attachments for small electric household appliances, including fan parts.....		335210-5	12/82	193.285	193.285	193.022	193.022	193.022
Household vacuum cleaners and other floor care machines (including parts and attachments).....		335210-6	12/82	129.565	129.565	129.565	129.565	129.565
Other small electric household appliances, including fans.....		335210-7	05/21	116.663	116.649	116.659	116.671	116.504
Secondary products and miscellaneous receipts.....		335210-SM						
Secondary products.....		335210-S	12/82	208.861	208.809	208.706	208.781	210.600
Major household appliance mfg.....	33522		12/03	165.039	164.494	165.446	165.334	165.379
Major household appliance mfg.....	335220		05/16	134.717	134.272	135.050	134.958	134.995
Primary products.....		335220-P	05/16	134.043	133.570	134.401	134.302	134.371
Household cooking appliances.....		335220-1	06/81	171.345	170.445	173.631	173.930	174.160
Electric household ranges, ovens (including microwave), surface cooking units, and equipment.....		335220-11	06/81	148.588	147.834	149.158	148.564	149.280
Gas household ranges, ovens, surface cooking units, and equipment (incl. parts and accessories).....		335220-13	06/81	166.373	165.235	168.471	168.939	168.491
Other household ranges and cooking equipment, including outdoor equipment.....		335220-15	06/81	246.129	245.442	254.411	257.201	257.582
Household refrigerators and home freezers.....		335220-2	12/81	127.393	127.064	126.295	126.139	125.915
Household refrigerators, including combination refrigerator-freezers.....		335220-21	12/81	120.416	119.717	119.083	118.991	118.616
Other major household appliances.....		335220-8	12/82	308.705	308.028	308.332	307.209	307.568
Household water heaters, electric, for permanent installation.....		335220-81	12/82	559.713	559.713	559.713	559.713	559.713
Household water heaters, excluding electric.....		335220-83	12/82	561.307	561.307	561.307	561.307	561.307
Secondary products and miscellaneous receipts.....		335220-SM						
Miscellaneous receipts.....		335220-M	05/16	137.090	137.090	137.090	137.090	137.090
Electrical equipment mfg.....	3353		12/03	204.126	205.339	206.357	206.506	206.889
Electrical equipment mfg.....	33531		12/03	204.126	205.339	206.357	206.506	206.889
Electric power and specialty transformer mfg.....	335311		06/81	414.927	416.845	418.587	418.587	419.312
Primary products.....		335311-P	06/81	409.276	411.181	412.949	412.949	413.606
Secondary products and miscellaneous receipts.....		335311-SM						
Motor and generator mfg.....								
Primary products.....	335312	335312-P	06/83	279.099	282.463	285.100	285.289	285.554
Parts, supplies for motors, generators, generator sets, and other rotating equipment.....		335312-C	12/87	283.064	284.351	292.003	293.487	293.487
Other motors and generators n.e.c.....		335312-F	06/06	153.655	157.503	159.354	159.354	159.637
Fractional horsepower motors (rated at less than 746 watts) (except hermetics) ..		335312-1	06/83	211.775	211.775	212.262	212.262	212.262
Integral horsepower motors & generators other than for land transport equipment (exc hermetics).....		335312-3	06/83	418.694	418.694	418.694	418.694	418.694
Secondary products and miscellaneous receipts.....		335312-SM						
Miscellaneous receipts.....		335312-M	12/86	284.121	285.137	285.137	285.137	285.747
Secondary products.....		335312-S	06/83	263.179	263.769	266.478	266.711	267.124
Switchgear and switchboard apparatus mfg.....								
Primary products.....	335313	335313-P	06/85	297.963	299.282	300.975	301.467	302.378
Switchgear, excluding ducts and relays.....		335313-A	06/85	309.152	310.590	312.437	312.969	313.962
Low voltage panelboards and distribution boards, 1000 volts or less.....		335313-3	06/85	344.825	347.339	350.564	351.557	353.314
Secondary products and miscellaneous receipts.....		335313-SM		266.967	266.967	267.079	267.079	267.079

See footnotes at end of table.

Table 11. Producer price indexes for net output of selected industries and their products, not seasonally adjusted — Continued
[October 2023]

Title ¹	Industry code	Product code	Index base	Unadjusted index ²				
				June 2023	July 2023 ^P	Aug. 2023 ^P	Sept. 2023 ^P	Oct. 2023 ^P
Relay and industrial control mfg.	335314		06/85	274.696	275.457	275.457	275.457	275.799
Primary products.		335314-P	06/85	293.252	294.083	294.083	294.083	294.217
Specific-purpose industrial controls.		335314-C	01/19	124.589	124.591	124.591	124.591	124.825
General-purpose industrial controls.		335314-F	01/19	137.388	138.153	138.153	138.153	138.153
Relays for electronic circuitry, industrial control overload and switchgear type.		335314-1	06/90	225.683	225.683	225.683	—	—
Parts for industrial controls and motor-control accessories.		335314-7	06/90	257.357	257.357	257.357	257.357	257.357
Secondary products and miscellaneous receipts.		335314-SM						
Miscellaneous receipts.		335314-M	06/85	289.180	289.180	289.180	289.180	292.624
Other electrical equipment & component mfg.	3359		12/03	224.027	225.906	227.015	225.170	226.691
Storage battery mfg.	33591		12/03	196.933	196.793	196.881	196.900	196.485
Battery mfg.	335910		12/84	266.251	266.063	266.181	266.207	265.647
Primary products.		335910-P	12/84	268.840	268.642	268.767	268.794	268.218
Storage batteries.		335910-1	12/84	269.362	268.985	268.985	268.985	268.397
Storage batteries, lead acid type, BCI dimensional size group 8D or smaller.		335910-11	12/84	259.998	259.436	259.436	259.436	258.557
Storage batteries, lead acid type, larger than BCI dimensional size group 8D.		335910-12	12/84	316.397	316.397	316.397	316.397	316.397
Primary batteries.		335910-2	12/80	255.171	255.557	256.076	256.190	255.679
Secondary products and miscellaneous receipts.		335910-SM						
Secondary products.		335910-S	12/84	297.600	297.600	297.600	297.600	297.181
Communication & energy wire & cable mfg.	33592		12/03	256.313	268.217	271.602	262.266	269.044
Fiber optic cable mfg.	335921		12/03	99.415	93.306	93.306	93.306	91.129
Primary products.		335921-P	12/03	100.034	93.781	93.781	93.781	91.554
Fiber optic cable, made from purchased fiber optic strand.		335921-0	12/03	100.034	93.781	93.781	93.781	91.554
Secondary products and miscellaneous receipts.		335921-SM						
Other communication and energy wire mfg.	335929		12/03	292.336	314.310	319.198	305.715	317.201
Primary products.		335929-P	12/03	306.167	330.184	335.491	321.057	334.013
Electronic wire and cable, made of nonferrous metals (purchased wire).		335929-A	12/82	317.216	316.922	316.922	316.922	316.922
Other insulated wire & cable, incl control & signal, made of nonferrous metals (purchased wire).		335929-F	12/11	145.828	145.308	147.379	149.225	149.939
Power wire and cable, made from nonferrous metals (purchased wire).		335929-1	12/82	515.137	618.707	638.020	572.237	624.432
Secondary products and miscellaneous receipts.		335929-SM						
Wiring device mfg.	33593		12/03	249.842	247.966	249.412	249.527	251.011
Current-carrying wiring device mfg.	335931		12/81	294.326	294.283	297.754	298.278	299.405
Primary products.		335931-P	12/81	285.007	284.907	288.367	288.912	289.918
Current-carrying wiring devices n.e.c.		335931-A	06/06	192.374	192.518	194.915	195.699	195.284
Current-carrying switches for electrical circuitry (including vehicular switches).		335931-1	12/99	175.436	175.537	175.651	175.299	175.718
Current-carrying wire connectors for electrical circuitry.		335931-9	12/81	241.061	239.865	246.195	246.286	251.734
Secondary products and miscellaneous receipts.		335931-SM						
Secondary products.		335931-S	12/81	311.362	313.898	315.244	315.222	315.222
Noncurrent-carrying wiring device mfg.	335932		12/81	555.411	546.565	546.014	545.437	550.090
Primary products.		335932-P	12/81	559.458	549.240	548.603	547.937	553.371
Noncurrent-carrying electrical conduit and conduit fittings, incl. plastic conduit & fittings.		335932-4	12/81	651.139	627.087	625.980	622.323	634.722
Other noncurrent-carrying wiring devices and supplies (boxes, covers, bar hangers, etc.).		335932-6	12/81	510.880	510.277	509.584	513.045	514.022
Secondary products and miscellaneous receipts.		335932-SM						
All other electrical equipment & component mfg.	33599		12/03	168.879	169.106	169.132	169.039	168.610
Carbon and graphite product mfg.	335991		06/85	226.189	226.809	226.873	226.374	225.970
Primary products.		335991-P	06/85	239.834	240.499	240.568	240.033	239.599
Carbon and graphite products, including electrodes for electric arc furnaces.		335991-0	06/85	239.834	240.499	240.568	240.033	239.599
Secondary products and miscellaneous receipts.		335991-SM						
Miscellaneous receipts.		335991-M	10/88	149.998	—	—	—	—
Miscellaneous electrical equipment mfg.	335999		12/03	160.324	160.465	160.483	160.483	160.037
Primary products.		335999-P	12/03	158.034	158.201	158.223	158.223	157.695
Rectifying apparatus.		335999-3	12/85	210.586	210.586	210.586	210.586	210.586
All miscellaneous electrical equipment except rectifying apparatus.		335999-4	06/08	141.572	141.740	141.762	141.762	141.231
Secondary products and miscellaneous receipts.		335999-SM						
Transportation equipment manufacturing.	336		12/03	139.565	139.782	139.772	139.829	140.436
Motor vehicle manufacturing.	3361		12/03	123.862	124.046	123.946	123.941	125.304
Automobile and light truck manufacturing.	33611		12/03	121.411	121.568	121.460	121.454	122.916
Automobile, light truck and utility vehicle mfg.	336110		06/82	167.097	167.312	167.163	167.156	169.168
Primary products.		336110-P	06/82	164.973	165.187	165.039	165.032	166.960
Passenger cars and chassis.		336110-1	06/82	139.133	139.223	139.315	139.315	141.970
Trucks, truck tractors, & bus chassis 14,000 lb or less, incl. minivans & suvs.		336110-2	06/82	195.800	196.083	195.837	195.827	197.784
Secondary products and miscellaneous receipts.		336110-SM						

See footnotes at end of table.

Table 11. Producer price indexes for net output of selected industries and their products, not seasonally adjusted — Continued
 [October 2023]

Title ¹	Industry code	Product code	Index base	Unadjusted index ²				
				June 2023	July 2023 ^P	Aug. 2023 ^P	Sept. 2023 ^P	Oct. 2023 ^P
Heavy duty truck manufacturing.....	33612		12/03	160.332	160.903	160.904	160.906	160.970
Heavy duty truck mfg.....	336120		12/03	160.381	160.952	160.953	160.954	161.019
Primary products.....		336120-P	12/03	161.867	162.448	162.448	162.448	162.514
Trucks, truck tractors, and bus chassis (chassis of own manufacture) 14,001 to 33,000 lbs.....		336120-1	12/03	171.677	171.677	171.677	171.677	171.677
Buses, including military and firefighting vehicles (chassis of own manufacture) ..		336120-3	12/03	171.166	172.917	172.917	172.917	—
Secondary products and miscellaneous receipts.....		336120-SM						
Motor vehicle body and trailer manufacturing.....	3362		12/03	201.903	202.081	202.265	202.435	202.418
Motor vehicle body and trailer manufacturing.....	33621		12/03	202.260	202.439	202.623	202.793	202.776
Motor vehicle body mfg.....	336211		12/82	337.026	338.428	338.579	338.878	340.315
Primary products.....		336211-P	12/82	332.453	333.946	334.091	334.394	335.925
Other truck and vehicle bodies, sold separately.....		336211-5	12/08	152.185	152.176	152.176	152.176	152.176
Dump truck bodies, for sale separately.....		336211-5A	12/08	169.821	169.821	169.821	169.821	169.821
All other truck and vehicle bodies, sold separately.....		336211-5B	12/08	151.082	151.082	151.082	151.082	151.082
Buses and firefighting vehicles, complete, produced on purchased chassis.....		336211-7	12/08	130.016	130.016	130.174	130.334	130.334
Other trucks and vehicles, complete, produced on purchased chassis.....		336211-9	12/08	161.003	161.052	161.102	161.654	161.711
Other trucks and vehicles, complete, produced on purchased chassis, except upfitting trucks.....		336211-91	09/15	144.712	144.825	144.938	146.208	146.338
Secondary products and miscellaneous receipts.....		336211-SM						
Secondary products.....		336211-S	12/82	291.330	291.345	291.543	291.742	291.742
Truck trailer mfg.....	336212		12/79	372.064	369.168	369.168	368.586	367.556
Primary products.....		336212-P	12/79	370.336	367.424	367.424	366.822	365.786
Truck trailers and chassis, axle rating 10,000 lbs or more.....		336212-1	12/79	355.263	352.206	352.206	351.574	350.486
Truck trailers and chassis, axle rating less than 10,000 lbs.....		336212-3	11/84	482.607	482.607	482.607	482.607	482.607
Secondary products and miscellaneous receipts.....		336212-SM						
Secondary products.....		336212-S1	05/21	143.312	143.365	143.366	143.356	143.362
Motor home mfg.....	336213		06/84	216.785	217.963	217.963	217.963	218.273
Primary products.....		336213-P	06/84	212.705	213.878	213.878	213.878	214.186
Motor homes built on purchased chassis.....		336213-0	06/06	126.807	127.507	127.507	127.507	127.690
Secondary products and miscellaneous receipts.....		336213-SM1						
Travel trailer and camper mfg.....	336214		12/03	207.739	208.511	208.965	209.557	209.187
Primary products.....		336214-P	12/03	208.995	209.713	210.135	211.055	210.712
Travel trailers.....		336214-1	06/84	280.580	282.150	282.755	282.040	281.348
Conventional travel trailers.....		336214-19	12/11	169.040	170.548	171.129	170.531	169.867
Fifth wheel travel trailers.....		336214-1A	12/11	174.620	174.620	174.620	—	—
Automobile and light truck trailers.....		336214-3	12/92	262.723	262.276	263.137	268.160	268.160
Camping trailers, campers, pick-up covers, and parts.....		336214-5	06/84	344.148	344.148	344.148	350.175	350.175
Other parts and components, excluding appliances and furnishings.....		336214-53	06/84	344.468	344.468	—	351.999	—
Truck campers, caps, box covers, and fold-down camping trailers.....		336214-56	06/14	145.460	145.460	145.460	146.737	—
Secondary products and miscellaneous receipts.....		336214-SM						
Secondary products.....		336214-S	06/84	250.018	250.018	250.018	248.780	248.833
Motor vehicle parts manufacturing.....	3363		12/03	126.990	127.229	127.163	127.243	127.397
Motor vehicle gasoline engine and parts mfg.....	33631		12/03	127.514	127.494	127.918	128.232	128.039
Motor vehicle gasoline engine and engine parts mfg.....	336310		12/03	128.002	127.982	128.408	128.723	128.529
Primary products.....		336310-P	12/03	127.706	127.685	128.118	128.451	128.258
Gasoline engines and engine parts (excluding carburetors).....		336310-2	12/03	126.818	126.755	127.145	127.482	127.519
Carburetors, pistons, piston rings, and valves.....		336310-3	12/82	196.550	197.234	198.598	198.986	194.756
Secondary products and miscellaneous receipts.....		336310-SM						
Miscellaneous receipts.....		336310-M1	09/18	120.921	121.247	121.247	121.247	—
Secondary products.....		336310-S	12/11	117.048	117.042	117.276	117.228	117.007
Motor vehicle electric equipment.....	33632		12/03	122.363	122.714	122.705	122.711	122.838
Motor vehicle electrical and electronic equipment mfg.....	336320		12/03	121.897	122.247	122.238	122.244	122.371
Primary products.....		336320-P	12/03	115.751	116.072	116.074	116.076	116.183
Vehicular lighting equipment.....		336320-1	12/83	138.077	138.077	138.077	138.077	138.349
Other motor vehicle electrical and electronic equipment.....		336320-2	12/03	115.568	115.974	115.977	115.978	116.053
Battery charging alternators, generators, and regulators.....		336320-23	12/82	137.888	137.812	137.856	137.876	138.898
Parts for engine electrical and electronic equipment.....		336320-2A	12/82	166.514	167.365	167.365	167.365	167.365
All other miscellaneous non-engine electrical and electronic equipment.....		336320-2D	12/03	119.966	119.966	119.966	119.966	119.966
All other miscellaneous complete engine electrical equipment, including spark plugs.....		336320-2U	12/82	128.726	128.726	128.726	128.726	128.726
Secondary products and miscellaneous receipts.....		336320-SM						
Miscellaneous receipts.....		336320-M	12/03	141.060	142.477	141.844	142.125	142.918
Secondary products.....		336320-S	12/03	129.818	130.160	130.160	130.149	130.139
Motor vehicle steering and suspension parts.....	33633		12/03	110.249	110.848	110.793	110.793	112.081
Motor vehicle steering and suspension components (except spring) manufacturing.....	336330		12/03	110.041	110.639	110.583	110.583	111.870

See footnotes at end of table.

Table 11. Producer price indexes for net output of selected industries and their products, not seasonally adjusted — Continued
 [October 2023]

Title ¹	Industry code	Product code	Index base	Unadjusted index ²				
				June 2023	July 2023 ^P	Aug. 2023 ^P	Sept. 2023 ^P	Oct. 2023 ^P
Motor vehicle steering and suspension components (except spring) manufacturing - Continued								
Primary products.....		336330-P	12/03	106.843	107.503	107.503	107.503	108.830
Motor vehicle steering and suspension components (excluding spring), new and rebuilt.....		336330-0	12/99	106.648	107.306	107.306	107.306	108.631
Secondary and miscellaneous receipts.....		336330-SM						
Motor vehicle brake system manufacturing.....	33634		12/03	140.243	139.520	139.918	139.953	139.139
Motor vehicle brake system mfg.....	336340		12/03	140.227	139.502	139.900	139.935	139.120
Primary products.....		336340-P	12/03	141.367	140.518	140.941	140.978	140.112
Motor vehicle brake parts and assemblies, new.....		336340-1	12/88	149.539	148.553	149.044	149.088	148.172
Motor vehicle drum brake assemblies and parts, new.....		336340-1E	12/05	150.542	151.485	151.975	151.947	149.950
Motor vehicle disc brake assemblies and parts, new.....		336340-1F	12/11	142.305	137.222	137.222	137.222	136.795
Other motor vehicle brake parts and assemblies, new.....		336340-1G	12/99	122.845	123.325	124.003	124.104	123.712
Secondary products and miscellaneous receipts.....		336340-SM						
Motor vehicle power train components mfg.....	33635		12/03	135.470	135.824	135.899	135.870	135.525
Motor vehicle transmission and power train parts manufacturing.....	336350		12/03	133.862	134.212	134.287	134.258	133.917
Primary products.....		336350-P	12/03	128.271	128.591	128.664	128.635	128.297
Motor vehicle drive train components, excluding wheels and brakes, new.....		336350-2	12/88	131.710	132.056	132.133	132.102	131.735
Motor vehicle transmissions (except auxiliary and parts), new.....		336350-20	06/12	115.934	115.464	115.724	115.724	115.282
Parts for manual and automatic transmissions, new.....		336350-23	12/88	129.139	130.843	130.814	130.755	130.604
Other motor vehicle drive train components, except wheels and brakes, new.....		336350-25	12/99	98.873	99.264	99.113	99.071	98.817
Motor vehicle drive train components, rebuilt.....		336350-3	12/03	143.727	143.727	143.762	143.762	-
Secondary products and miscellaneous receipts.....		336350-SM						
Secondary products.....		336350-S	12/03	137.151	139.067	139.067	139.067	139.604
Motor vehicle seating and interior trim mfg.....	33636		12/03	113.892	113.759	113.387	113.525	113.585
Motor vehicle seating and interior trim mfg.....	336360		12/03	113.835	113.699	113.316	113.457	113.516
Primary products.....		336360-P	12/03	111.796	111.779	111.760	112.247	112.047
Automobile trimmings.....		336360-1	12/03	93.140	93.140	93.041	93.041	93.041
Seats for public conveyance and aircraft.....		336360-3	12/01	117.465	117.422	117.513	117.547	117.756
Secondary products and miscellaneous receipts.....		336360-SM						
Secondary products.....		336360-S	12/03	163.343	160.793	152.869	154.483	154.486
Motor vehicle metal stamping.....	33637		12/03	127.818	128.252	127.816	127.958	130.005
Motor vehicle metal stamping.....	336370		12/82	139.991	140.466	139.989	140.144	142.386
Primary products.....		336370-P	12/82	131.013	131.466	131.061	131.217	133.377
Automotive job stampings (truck, bus, and passenger car).....		336370-0	12/82	131.013	131.466	131.061	131.217	133.377
Secondary products and miscellaneous receipts.....		336370-SM						
Secondary products.....		336370-S	12/82	142.833	142.786	142.306	142.206	142.753
Other motor vehicle parts manufacturing.....	33639		12/03	127.217	127.686	127.437	127.434	127.181
Other motor vehicle parts mfg.....	336390		12/03	129.746	130.223	129.970	129.967	129.708
Primary products.....		336390-P	12/03	127.189	127.681	127.449	127.448	127.226
Filters, new, internal combustion engines and motor vehicles.....		336390-A	12/82	190.874	190.874	190.874	190.874	-
Motor vehicle air-conditioning systems and compressors.....		336390-B	12/03	102.550	102.307	-	-	-
All other motor vehicle parts and accessories, including trailer hitches.....		336390-8	12/03	117.165	117.563	117.599	117.574	117.578
Secondary products and miscellaneous receipts.....		336390-SM						
Secondary products.....		336390-S	12/11	128.157	128.029	128.185	128.113	-
Aerospace product and parts manufacturing.....	3364		06/85	267.268	267.584	267.742	267.844	268.101
Aerospace product and parts manufacturing.....	33641		06/85	267.268	267.584	267.742	267.844	268.101
Aircraft mfg.....	336411		12/85	278.105	278.427	278.386	278.537	278.862
Primary products.....		336411-P	12/85	266.455	266.782	266.740	266.894	267.110
Civilian aircraft.....		336411-3	12/85	333.372	333.947	333.873	334.144	334.368
Military aircraft.....		336411-4	06/13	104.662	104.662	104.662	104.662	104.662
Secondary products and miscellaneous receipts.....		336411-SM						
Secondary products.....		336411-S	12/85	481.239	481.239	481.239	481.239	484.879
Aircraft engine and engine parts mfg.....	336412		12/85	258.320	258.892	260.031	260.031	260.165
Primary products.....		336412-P	12/85	256.065	256.836	258.440	258.440	258.632
Aeronautical services on aircraft engines.....		336412-5	12/85	259.780	259.780	259.780	259.780	259.780
Aircraft engine parts and accessories.....		336412-7	12/85	267.546	268.961	271.905	271.905	272.258
Parts and accessories for military aircraft engines.....		336412-75	12/11	125.442	125.697	125.664	125.664	125.664
Parts and accessories for civilian aircraft engines.....		336412-77	12/11	118.222	119.042	121.017	121.017	121.251
Secondary products and miscellaneous receipts.....		336412-SM						
Secondary products.....		336412-S	12/85	245.519	247.123	247.337	247.337	247.431
Other aircraft parts and equipment mfg.....	336413		06/85	206.363	206.406	206.867	206.770	206.827
Primary products.....		336413-P	06/85	201.538	201.588	202.043	201.954	202.012
Aircraft propellers and helicopter rotors.....		336413-1	12/91	220.819	221.067	221.067	221.067	221.067

See footnotes at end of table.

Table 11. Producer price indexes for net output of selected industries and their products, not seasonally adjusted — Continued
[October 2023]

Title ¹	Industry code	Product code	Index base	Unadjusted index ²				
				June 2023	July 2023 ^P	Aug. 2023 ^P	Sept. 2023 ^P	Oct. 2023 ^P
Other aircraft parts and equipment mfg - Continued								
Aircraft parts and auxiliary equipment.....		336413-7	06/85	193.466	193.500	193.980	193.886	193.947
Aircraft landing gear for civilian and military aircraft.....		336413-72	06/08	187.527	187.527	187.527	187.527	187.311
Other aircraft subassemblies and parts for military aircraft.....		336413-73	06/08	125.376	125.533	125.962	125.533	125.864
Other aircraft subassemblies and parts for civilian aircraft.....		336413-74	06/08	114.174	114.174	114.470	114.470	114.470
Secondary products and miscellaneous receipts.....		336413-SM						
Secondary products.....		336413-S	06/85	253.839	253.517	253.976	253.545	253.545
Railroad rolling stock manufacturing.....	3365		06/84	227.565	228.802	228.802	228.803	228.848
Railroad rolling stock manufacturing.....	33651		06/84	227.643	228.881	228.881	228.881	228.927
Railroad rolling stock mfg.....	336510		06/84	227.444	228.680	228.681	228.681	228.727
Primary products.....		336510-P	06/84	233.989	235.278	235.278	235.278	235.469
Street, subway, trolley, and rapid transit cars, and railway maintenance equipment and parts.....		336510-5	06/84	190.736	192.980	192.980	192.980	193.313
Railway maintenance of way equipment & parts, parts for all railcars, & other railway vehicles.....		336510-54	06/84	192.677	195.371	195.371	195.371	195.779
Air brake and other brake equipment.....		336510-541	06/84	129.010	129.370	129.370	129.370	130.629
Secondary products and miscellaneous receipts.....		336510-SM						
Miscellaneous receipts.....		336510-M	06/84	167.982	167.982	167.982	167.982	167.982
Secondary products.....		336510-S1	12/11	113.241	113.241	113.267	113.279	113.281
Ship and boat building.....	3366		12/84	275.229	276.661	277.195	278.078	278.571
Ship and boat building.....	33661		12/84	275.240	276.671	277.206	278.089	278.582
Ship building and repairing.....	336611		12/85	242.148	243.313	244.268	244.364	244.806
Primary products.....		336611-P	12/85	231.480	232.492	233.494	233.595	234.030
Ship repair, nonmilitary.....		336611-A	12/85	312.469	312.469	320.363	320.496	320.496
Military self-propelled ships, new construction.....		336611-5	12/85	189.675	191.240	191.240	191.240	191.934
Ship repair, military.....		336611-8	12/85	206.475	206.475	206.992	206.992	206.992
Nonmilitary self-propelled ships, new construction.....		336611-9	12/85	405.362	408.524	408.524	410.228	410.228
Secondary products and miscellaneous receipts.....		336611-SM2						
Boat building.....	336612		12/81	375.586	377.856	376.964	380.442	381.088
Primary products.....		336612-P	12/81	374.578	376.855	375.950	379.393	380.048
Outboard motorboats, including commercial and military (except sailboats and lifeboats).....		336612-1	12/81	449.955	452.999	451.571	456.507	457.252
Outboard motorboats, wood or metal, incl. comm. and military (exc. sailboats and lifeboats).....		336612-11	06/11	175.855	177.209	174.875	175.892	176.233
Outboard motorboats, plastics/fiberglass, incl. comm. and mil. (exc. sailboats and lifeboats).....		336612-14	06/11	168.098	169.149	169.548	171.870	172.122
Inboard motorboats, including commercial and military (except sailboats and lifeboats).....		336612-3	12/81	363.452	367.524	368.596	370.649	371.430
Inboard cabin cruisers, including commercial and military (except sailboats and lifeboats).....		336612-31	06/11	148.664	149.616	149.616	151.326	151.798
Other inboard motorboats, including commercial and military (except sailboats and lifeboats).....		336612-32	06/11	153.173	156.421	157.813	156.813	156.813
Inboard-outdrive boats, including commercial and military (except sailboats and lifeboats).....		336612-5	12/81	298.806	298.806	298.806	298.806	299.824
All other inboard-outdrive boats, incl. comm. and military (except sailboats and lifeboats).....		336612-52	06/11	142.333	142.333	142.333	142.333	142.855
All other boats (excluding military and commercial).....		336612-8	12/81	299.948	299.948	299.948	299.948	299.948
Secondary products and miscellaneous receipts.....		336612-SM						
Miscellaneous receipts.....		336612-M	12/88	330.100	329.942	330.227	341.350	341.350
Other transportation equipment manufacturing.....	3369		12/03	128.490	128.094	128.095	128.079	128.085
Other transportation equipment manufacturing.....	33699		12/03	128.490	128.094	128.095	128.079	128.085
Motorcycle, bicycle, and parts mfg.....	336991		12/84	160.790	160.628	160.628	160.628	160.637
Primary products.....		336991-P	12/84	166.161	165.971	165.971	165.971	165.982
Motorcycles, including three-wheel motorbikes, motorscooters, mopeds, and parts.....		336991-3	12/84	189.765	189.765	189.765	189.765	189.765
Bicycles, including parts (excluding children's 2-wheel sidewalk cycles).....		336991-4	12/84	158.267	157.088	157.088	157.088	157.155
Cycles, all types, tubular construction.....		336991-42	12/98	129.558	129.558	129.558	129.558	129.558
Parts for bicycles, unicycles, and adult tricycles.....		336991-45	12/84	167.507	165.134	165.134	165.134	165.269
Secondary products and miscellaneous receipts.....		336991-SM						
Secondary products.....		336991-S	12/84	184.854	184.854	184.854	184.854	184.854
All other transportation equipment mfg.....	336999		12/03	131.566	130.959	130.960	130.932	130.937
Primary products.....		336999-P	12/03	129.685	129.068	129.068	129.040	129.045
All-terrain vehicles and parts.....		336999-4	06/08	118.122	118.050	118.052	118.060	118.063
All other miscellaneous transportation equipment.....		336999-6	06/08	122.568	121.637	121.636	121.588	121.593
Secondary products and miscellaneous receipts.....		336999-SM						
Secondary products.....		336999-S	12/03	173.865	173.865	173.865	173.865	173.865
Furniture & related product mfg.....	337		12/84	268.778	269.844	269.419	269.400	267.290

See footnotes at end of table.

Table 11. Producer price indexes for net output of selected industries and their products, not seasonally adjusted — Continued
 [October 2023]

Title ¹	Industry code	Product code	Index base	Unadjusted index ²				
				June 2023	July 2023 ^P	Aug. 2023 ^P	Sept. 2023 ^P	Oct. 2023 ^P
HH & institutional furniture & kitchen cabinet mfg.	3371		12/84	255.047	255.579	255.332	255.380	251.932
Wood kitchen cabinet & countertop mfg.	33711		12/03	158.429	158.429	157.838	157.838	158.059
Wood kitchen cabinet and countertop mfg.	337110		06/84	267.495	267.495	266.508	266.508	266.878
Primary products.		337110-P	12/03	158.620	158.620	157.569	157.569	157.963
Custom wood kitchen cabinets, bathroom vanities, and related cabinet sold directly to customers.		337110-H	03/04	146.969	146.969	144.417	144.417	145.374
Stock wood kitchen cabinets and related cabinetwork for permanent installation. ...		337110-1	06/84	247.875	247.875	246.134	246.134	246.787
Secondary products and miscellaneous receipts.		337110-SM						
Household & institutional furniture mfg.	33712		12/03	180.336	180.916	181.016	181.069	177.174
Upholstered household furniture mfg.	337121		06/82	267.534	267.534	267.843	267.635	263.078
Primary products.		337121-P	06/82	257.842	257.842	258.065	257.853	253.198
Upholstered household furniture, excl. dual-purpose sleep furniture.		337121-1	06/82	254.033	254.033	254.295	254.066	248.302
Upholstered household sofas, davenports, settees, and loveseats, except custom.		337121-11	06/82	255.078	255.078	255.078	254.816	247.351
Upholstered household sectional sofa pieces, except custom.		337121-12	12/87	210.880	210.880	211.517	211.328	208.074
Upholstered household rocking chairs, including swivel rockers, except custom.		337121-13	06/82	221.586	221.586	221.586	221.260	221.260
Other upholstered household furniture, including custom sold at retail.		337121-15	06/05	187.825	187.825	188.328	188.187	188.187
Dual-purpose sleep furniture incl. futon, conv. sofa, jackknife & chair beds, except custom.		337121-4	06/89	283.178	283.178	283.178	283.057	284.729
Secondary products and miscellaneous receipts.		337121-SM						
Miscellaneous receipts.		337121-M	06/05	221.025	—	—	—	—
Nonupholstered wood household furniture mfg.	337122		12/79	348.085	354.170	354.170	354.173	321.652
Primary products.		337122-P	12/79	369.987	378.051	378.051	378.051	333.429
Wood dining room, kitchen, outdoor, and ready-to-assemble furniture, excl. cabinets and custom.		337122-G	12/22	109.339	110.077	110.077	110.077	—
Wood household den, family room, library, and living room furniture, except custom.		337122-1	12/79	357.675	359.162	359.162	359.162	359.162
Wood bedroom furniture, including infants' and children's, except custom.		337122-8	12/79	361.118	361.458	361.458	361.458	360.645
Secondary products and miscellaneous receipts.		337122-SM						
Secondary products.		337122-S	12/79	280.034	282.137	282.137	282.167	280.986
Household furniture (except wood and upholstered) mfg.	337126		06/84	258.644	258.681	258.655	258.004	258.617
Primary products.		337126-P	06/84	249.712	249.748	249.798	249.647	250.073
Metal dining room and kitchen furniture, incl. padded and plain chairs and stools.		337126-1	06/84	206.163	206.700	207.431	205.201	202.601
Metal outdoor and casual furniture, incl. beach, lawn, garden and porch.		337126-3	06/84	355.802	355.802	355.802	355.802	359.169
Nonupholstered household furniture (except wood and metal).		337126-6	12/85	140.969	140.969	140.969	140.969	140.969
Secondary products and miscellaneous receipts.		337126-SM						
Secondary products.		337126-S	06/84	304.100	304.140	303.393	298.032	300.348
Institutional furniture mfg.	337127		12/03	206.914	207.560	207.533	208.529	208.978
Primary products.		337127-P	12/03	208.975	209.668	209.672	210.712	211.189
Other institutional furniture.		337127-B	12/11	155.262	156.940	156.604	156.390	157.124
School furniture (except stone and concrete), excl. library furniture.		337127-1	12/84	374.843	374.843	376.377	384.775	386.434
Public building and related furniture, excl. bar, bowling, cafeteria, restaurant and school.		337127-5	12/84	306.773	306.773	306.773	306.870	306.870
Public furniture (bar, bowling center, cafeteria, and restaurant).		337127-8	12/03	198.853	198.887	198.749	200.172	200.172
Secondary products and miscellaneous receipts.		337127-SM						
Miscellaneous receipts.		337127-M	12/03	208.444	206.003	204.303	204.303	204.303
Secondary products.		337127-S	12/03	178.422	178.785	178.313	178.328	178.055
Office furniture (including fixtures) mfg.	3372		12/03	198.587	200.122	199.463	199.768	198.984
Office furniture (including fixtures) mfg.	33721		12/03	198.588	200.122	199.464	199.768	198.984
Wood office furniture mfg.	337211		06/85	270.071	270.654	270.654	270.654	270.654
Primary products.		337211-P	06/85	264.581	265.214	265.214	265.214	265.214
Wood office furniture panel systems, desking systems, and other wood office furniture.		337211-A	06/98	156.585	156.585	156.585	156.585	156.585
Wood office seating, including upholstered.		337211-1	06/98	190.177	192.233	192.233	192.233	192.233
Wood office desks and desk extensions.		337211-4	06/85	320.613	320.613	320.613	320.613	320.613
Wood office files, storage units, and tables.		337211-7	06/98	183.106	183.106	183.106	183.106	183.106
Secondary products and miscellaneous receipts.		337211-SM						
Secondary products.		337211-S	06/85	279.875	279.875	279.875	279.875	279.875
Custom architectural woodwork and millwork.	337212		12/03	174.718	178.840	179.104	179.151	181.889
Primary products.		337212-P	12/03	171.072	174.753	175.022	175.022	177.820
Custom architectural woodwork, millwork, and fixtures.		337212-0	12/03	171.072	174.753	175.022	175.022	177.820
Secondary products and miscellaneous receipts.		337212-SM						
Office furniture, except wood, mfg.	337214		12/79	413.338	414.629	413.160	412.023	412.571
Primary products.		337214-P	12/79	414.290	415.619	414.134	412.980	413.528
Office furniture, other types, except wood, including panel systems.		337214-A	12/79	498.999	498.966	493.549	492.100	495.800
Office seating, including upholstered, except wood.		337214-1	12/79	292.647	292.507	292.507	292.507	292.507

See footnotes at end of table.

Table 11. Producer price indexes for net output of selected industries and their products, not seasonally adjusted — Continued
 [October 2023]

Title ¹	Industry code	Product code	Index base	Unadjusted index ²				
				June 2023	July 2023 ^P	Aug. 2023 ^P	Sept. 2023 ^P	Oct. 2023 ^P
Office furniture, except wood, mfg - Continued								
Office desk and desk extensions, except wood.....		337214-4	12/79	475.630	475.577	475.577	475.484	474.968
Office files, storage units, and tables, except wood.....		337214-7	06/95	225.368	228.360	228.901	227.439	226.146
Secondary products and miscellaneous receipts.....		337214-SM						
Showcases, partitions, shelving, and lockers mfg.....	337215		12/03	214.058	213.731	211.793	213.591	206.809
Primary products.....		337215-P	12/03	190.636	190.520	188.685	190.331	184.236
Bookstacks and other shelving, except wood.....		337215-A2	06/06	154.517	155.549	153.966	—	154.592
Storage racks and accessories, except wood.....		337215-E	12/83	273.096	267.072	253.799	253.799	253.799
Fixtures (bank, office, and store), except wood.....		337215-G	12/83	323.875	323.875	323.875	334.300	343.815
Wood furniture dimensions and nonwood furniture parts and frames.....		337215-L	12/06	—	199.631	—	—	—
Secondary products and miscellaneous receipts.....		337215-SM						
Other furniture related product mfg.....	3379		12/03	179.262	179.299	179.247	178.477	178.538
Mattress mfg.....	33791		12/03	179.691	179.742	179.671	178.612	178.695
Mattress mfg.....	337910		06/83	251.767	251.839	251.739	250.256	250.373
Primary products.....		337910-P	06/83	249.546	249.619	249.675	248.176	248.294
Mattress and foundation sets.....		337910-E	12/03	136.491	136.491	136.491	136.491	136.491
Innerspring mattresses, excluding crib-size.....		337910-1	01/04	210.091	210.061	212.082	209.662	209.662
Other mattresses, including crib, foam, waterbed mattresses and mattress inserts.....		337910-4	06/83	249.574	249.574	249.758	249.758	249.758
Foundations, excl. innerspring units, hybrid-type flotation, ensembles, and adjustable units.....		337910-7	12/03	199.909	200.689	200.732	196.783	197.853
Secondary products and miscellaneous receipts.....		337910-SM						
Blind & shade mfg.....	33792		12/03	194.841	194.841	194.841	194.841	194.841
Blind and shade mfg.....	337920		06/84	295.792	295.792	295.792	295.792	295.792
Primary products.....		337920-P	06/84	311.384	311.384	311.384	311.384	311.384
Other blinds and shades, including curtain and drapery fixtures, poles and rods... ..		337920-8	06/84	228.386	228.386	228.386	228.386	228.386
Secondary products and miscellaneous receipts.....		337920-SM						
Miscellaneous mfg.....	339		12/03	145.048	144.966	145.015	145.065	145.150
Medical equipment & supplies mfg.....	3391		12/03	131.955	131.923	132.067	132.095	132.178
Medical equipment & supplies mfg.....	33911		12/03	131.957	131.925	132.069	132.097	132.180
Surgical and medical instrument mfg.....	339112		06/82	150.678	150.598	150.602	150.430	150.775
Primary products.....		339112-P	06/82	151.960	151.876	151.881	151.701	152.063
Surgical and medical instruments.....		339112-0	06/82	145.628	145.547	145.552	145.379	145.726
Surgical and orthopedic instruments.....		339112-01	06/12	114.695	114.494	114.494	114.528	114.528
Surgical and medical catheters.....		339112-05	06/82	115.470	115.470	115.470	115.470	115.645
Other surgical and medical apparatus and instruments, excluding parts.....		339112-06	06/12	103.984	103.984	103.984	103.561	103.561
Parts for surgical and medical apparatus and instruments.....		339112-09	06/12	113.553	113.553	113.627	113.627	113.647
Secondary products and miscellaneous receipts.....		339112-SM						
Secondary products.....		339112-S	10/82	124.888	124.888	124.888	124.888	124.888
Surgical appliance and supplies mfg.....	339113		06/83	237.202	237.162	237.785	238.273	237.495
Primary products.....		339113-P	06/83	242.639	242.570	243.246	243.790	242.918
Medical and surgical appliances and supplies, incl. orthopedic, prosthetic, and therapeutic.....		339113-2	06/83	229.576	229.351	229.872	230.389	229.375
Artificial joints and limbs.....		339113-21	06/83	328.219	328.949	329.790	330.151	326.972
Other orthopedic and prosthetic appliances.....		339113-22	12/03	99.463	99.513	99.513	99.835	99.811
Other medical and surgical appliances and supplies.....		339113-27	12/03	142.036	141.745	142.117	142.451	141.899
Hospital beds and specialized hospital furniture.....		339113-4	12/11	140.915	140.915	140.915	140.915	140.915
Personal industrial and nonindustrial safety equipment and clothing.....		339113-6	06/83	294.786	295.666	297.725	298.762	298.281
Secondary products and miscellaneous receipts.....		339113-SM						
Secondary products.....		339113-S	06/83	170.821	171.071	171.298	171.322	171.323
Dental equipment and supplies mfg.....	339114		06/85	464.351	464.625	465.042	464.754	470.972
Primary products.....		339114-P	06/85	443.324	443.075	443.339	443.306	449.486
Dental professional equipment and supplies.....		339114-1	06/97	205.151	205.188	205.159	205.141	206.233
Professional dental equipment.....		339114-11	06/85	330.455	330.529	330.507	330.491	333.449
Professional dental supplies.....		339114-12	06/85	296.778	296.803	296.721	296.668	296.063
Secondary products and miscellaneous receipts.....		339114-SM						
Ophthalmic goods mfg.....	339115		12/83	181.661	181.661	181.661	181.661	181.661
Primary products.....		339115-P	12/83	178.606	178.606	178.606	178.606	178.606
Secondary products and miscellaneous receipts.....		339115-SM						
Other miscellaneous mfg.....	3399		12/85	218.207	218.003	217.882	217.990	218.108
Jewelry & silverware mfg.....	33991		12/85	261.582	260.732	259.401	260.164	256.967
Jewelry and silverware mfg.....	339910		12/11	123.366	122.965	122.337	122.696	121.189
Primary products.....		339910-P	12/11	123.462	123.052	122.413	122.780	121.246
Jewelry, gold and platinum.....		339910-1	12/85	267.748	266.437	263.938	265.345	259.389

See footnotes at end of table.

Table 11. Producer price indexes for net output of selected industries and their products, not seasonally adjusted — Continued
[October 2023]

Title ¹	Industry code	Product code	Index base	Unadjusted index ²				
				June 2023	July 2023 ^P	Aug. 2023 ^P	Sept. 2023 ^P	Oct. 2023 ^P
Jewelry and silverware mfg - Continued								
Costume jewelry and novelties.....		339910-4	12/03	166.118	166.118	166.118	166.118	166.118
All other jewelry and personal goods (excluding costume).....		339910-8	12/11	119.845	119.486	119.495	119.483	119.652
Secondary products and miscellaneous receipts.....		339910-SM						
Miscellaneous receipts.....		339910-M	12/11	128.038	127.986	127.910	127.922	127.691
Sporting & athletic goods mfg.....	33992		12/03	139.836	139.811	139.817	139.976	140.108
Sporting and athletic goods mfg.....	339920		12/85	171.245	171.214	171.221	171.416	171.578
Primary products.....		339920-P	12/85	167.161	167.130	167.137	167.296	167.457
Other sporting and athletic goods.....		339920-A	12/85	176.430	176.430	176.430	176.430	176.430
Golf equipment, excluding apparel and shoes.....		339920-4	12/85	83.209	83.131	83.149	83.150	83.557
Playground equipment.....		339920-5	06/92	446.405	446.405	446.405	449.639	449.639
Gymnasium and exercise equipment.....		339920-7	06/92	152.809	152.809	152.809	152.809	152.809
Secondary products and miscellaneous receipts.....		339920-SM						
Secondary products.....		339920-S	12/85	252.223	252.223	252.223	257.150	257.150
Doll, toy & game mfg.....	33993		12/03	159.816	159.816	159.350	159.350	159.350
Doll, toy, and game mfg.....	339930		06/85	193.023	193.023	192.442	192.442	192.442
Primary products.....		339930-P	06/85	189.382	189.382	189.382	189.382	189.382
Models (operating & static), craft kits/supply, natural science kits, & collectors' miniatures.....		339930-6	06/85	274.940	274.940	274.940	274.940	274.940
Other nonelectronic toys, including parts.....		339930-8	06/85	196.346	196.346	196.346	196.346	196.346
Secondary products and miscellaneous receipts.....		339930-SM						
Office supplies (exc paper) mfg.....	33994		12/85	193.137	192.755	193.080	192.745	193.707
Office supplies, except paper, mfg.....	339940		12/11	132.157	131.896	132.118	131.889	132.546
Primary products.....		339940-P	12/11	127.942	127.691	127.907	127.669	128.116
Pens, mechanical pencils, markers, and associated parts.....		339940-1	12/85	215.535	—	—	—	—
Lead pencils, art goods, office supplies & small office equipment, excluding paper.....		339940-2	12/03	150.818	150.818	150.818	150.818	150.818
Marking devices.....		339940-3	12/85	187.336	187.336	187.336	186.379	191.321
Secondary products and miscellaneous receipts.....		339940-SM						
Miscellaneous receipts.....		339940-M	12/11	153.322	152.756	152.756	152.756	159.381
Secondary Products.....		339940-S	12/11	158.693	158.693	159.346	159.346	159.346
Sign mfg.....	33995		12/03	162.133	162.413	162.413	162.409	163.262
Sign mfg.....	339950		12/85	235.654	236.061	236.060	236.055	237.295
Primary products.....		339950-P	12/85	234.706	235.184	235.184	235.184	236.340
Nonelectric signs and displays, including trade show exhibits.....		339950-4	12/85	278.492	279.533	279.533	279.533	282.053
Secondary products and miscellaneous receipts.....		339950-SM						
All other misc mfg.....	33999		12/03	163.571	163.252	163.257	163.284	163.420
Gasket, packing, and sealing device mfg.....	339991		12/85	236.392	233.418	233.465	233.589	233.590
Primary products.....		339991-P	12/85	244.786	241.427	241.478	241.612	241.612
Compression packing.....		339991-1	12/85	308.657	308.657	308.657	308.657	308.657
Molded packing and seals.....		339991-2	06/07	149.272	148.408	148.408	148.408	148.408
Nonmetallic gaskets and gasketing.....		339991-3	12/85	282.609	272.127	272.301	272.429	272.429
Metallic gaskets and machined seals.....		339991-7	12/85	288.531	288.531	288.531	288.531	288.531
Rotary oil seals.....		339991-9	12/90	186.365	186.365	186.365	187.276	187.276
Secondary products and miscellaneous receipts.....		339991-SM						
Miscellaneous receipts.....		339991-M	06/97	145.515	145.515	145.515	145.515	145.515
Secondary products.....		339991-S	12/85	167.758	167.990	168.023	168.133	168.145
Musical instrument mfg.....	339992		06/85	283.978	285.617	285.617	285.617	285.787
Primary products.....		339992-P	06/85	284.768	286.420	286.420	286.420	286.591
Nonelectronic pianos, organs, and nonelectronic pianos and organ parts, excluding benches.....		339992-A	12/09	166.945	167.248	167.248	167.248	167.248
Other musical instruments and parts.....		339992-7	06/85	271.246	272.973	272.973	272.973	273.159
Other electronic musical instruments, excluding electronic organs.....		339992-71	12/09	150.675	150.675	150.675	150.675	150.887
Other nonelectronic musical instruments.....		339992-72	06/99	156.287	157.070	157.070	157.070	157.070
Parts and accessories for other musical instruments, sold separately, excl. benches & cases.....		339992-73	06/85	—	223.796	223.796	223.796	223.796
Secondary products and miscellaneous receipts.....		339992-SM						
Miscellaneous receipts.....		339992-M	06/85	289.817	289.817	289.817	289.817	289.817
Fastener, button, needle, and pin mfg.....	339993		12/85	244.169	244.169	244.169	248.967	248.967
Primary products.....		339993-P	12/85	249.984	249.984	249.984	254.940	254.940
Fasteners, zippers, buttons, needles, pins, and buckles (except precious metal).....		339993-0	12/85	249.984	249.984	249.984	254.940	254.940
Secondary products and miscellaneous receipts.....		339993-SM						
Broom, brush, and mop mfg.....	339994		12/85	212.908	212.908	212.908	212.908	213.158
Primary products.....		339994-P	12/85	215.089	215.089	215.089	215.089	215.323
Brooms, mops and dusters.....		339994-1	12/85	249.809	249.809	249.809	249.809	249.809

See footnotes at end of table.

Table 11. Producer price indexes for net output of selected industries and their products, not seasonally adjusted — Continued
[October 2023]

Title ¹	Industry code	Product code	Index base	Unadjusted index ²				
				June 2023	July 2023 ^P	Aug. 2023 ^P	Sept. 2023 ^P	Oct. 2023 ^P
Broom, brush, and mop mfg - Continued								
Mops and dusters, including refills.....		339994-13	06/07	139.660	139.660	139.660	139.660	139.660
Paint and varnish brushes, paint holders, pads, roller frames and rollers.....		339994-3	12/85	184.668	184.668	184.668	184.668	184.668
Paint and varnish brushes.....		339994-31	06/07	133.099	133.099	133.099	133.099	133.099
Paint holders, pads, roller frames and rollers.....		339994-32	06/07	113.480	113.480	113.480	113.480	113.480
Other types of brushes.....		339994-5	12/85	220.205	220.205	220.205	220.205	220.627
Personal brushes.....		339994-51	06/07	107.595	107.595	107.595	107.595	107.595
All other types of brushes, except personal.....		339994-52	06/07	168.098	168.098	168.098	168.098	168.629
Secondary and miscellaneous receipts.....		339994-SM						
Burial casket mfg.....	339995		12/84	479.916	479.916	479.916	471.292	471.292
Primary products.....		339995-P	12/84	480.514	480.514	480.514	471.693	471.693
Metal burial caskets and coffins, completely lined and trimmed, adult sizes only. . .		339995-1	12/84	491.940	491.940	491.940	486.192	486.192
Secondary products and miscellaneous receipts.....		339995-SM						
All other miscellaneous mfg.....	339999		12/85	209.318	209.732	209.723	209.624	209.907
Primary products.....		339999-P	12/85	220.922	221.396	221.396	221.314	221.503
Mirror and picture frames and framed pictures.....		339999-E	06/84	251.186	253.914	253.914	253.914	253.914
All other miscellaneous fabricated products, incl. fire extinguishers and umbrellas.....		339999-L	12/85	267.336	267.696	267.696	267.556	267.879
Candles, including tapers.....		339999-5	12/85	206.959	206.959	206.959	206.959	206.959
Secondary products and miscellaneous receipts.....		339999-SM						
Secondary products.....		339999-S	12/85	173.252	173.117	172.927	173.327	174.130
Services industries								
Merchant wholesalers, durable goods.....	423		06/04	198.607	203.334	202.833	199.621	201.437
Motor vehicle and parts merchant wholesalers.....	4231		05/19	142.165	151.869	152.809	145.459	146.781
Motor vehicle and parts merchant wholesalers.....	42310		05/19	142.174	151.875	152.815	145.467	146.789
Motor vehicle and parts merchant wholesalers.....	423100		05/19	142.143	151.848	152.788	145.437	146.760
Primary services.....		423100-P	02/09	181.489	194.391	195.642	185.868	187.627
Motor vehicle and parts wholesaler services.....		423100-1	02/09	181.489	194.391	195.642	185.868	187.627
Furniture and home furnishing merchant wholesalers.....	4232		05/19	149.738	142.428	137.394	138.754	138.754
Furniture and home furnishing merchant wholesalers.....	42320		05/19	149.738	142.428	137.394	138.754	138.754
Furniture and home furnishing merchant wholesalers.....	423200		05/19	149.755	142.447	137.414	138.774	138.774
Primary services.....		423200-P	02/09	164.132	156.091	150.554	152.050	152.050
Furniture and home furnishing wholesaler services.....		423200-1	02/09	164.132	156.091	150.554	152.050	152.050
Lumber and other construction materials merchant wholesalers.....	4233		05/19	139.299	141.156	143.171	143.718	144.153
Lumber and other construction materials merchant wholesalers.....	42330		05/19	139.299	141.156	143.171	143.718	144.153
Lumber and other construction materials merchant wholesalers.....	423300		05/19	139.301	141.150	143.157	143.702	144.135
Primary services.....		423300-P	02/09	148.433	150.445	152.597	153.188	153.660
Lumber and other construction material wholesaler services.....		423300-1	02/09	148.433	150.445	152.597	153.188	153.660
Other receipts.....		423300-SM	05/19	139.066	139.066	140.473	140.529	140.527
Professional and commercial equipment and supplies merchant wholesalers.....	4234		05/19	119.180	119.490	122.635	117.308	117.597
Professional and commercial equipment and supplies merchant wholesalers.....	42340		05/19	119.180	119.490	122.635	117.308	117.597
Professional and commercial equipment and supplies merchant wholesalers.....	423400		05/19	119.456	119.758	122.912	117.594	117.882
Primary services.....		423400-P	02/09	144.228	145.049	148.740	141.263	141.668
Professional and commercial equipment and supplies wholesaler services.....		423400-1	02/09	144.228	145.049	148.740	141.263	141.668
Other receipts.....		423400-SM	05/19	117.234	115.242	118.923	118.986	118.986
Metal and mineral (except petroleum) merchant wholesalers.....	4235		05/19	153.335	145.594	132.867	123.732	128.216
Metal and mineral (except petroleum) merchant wholesalers.....	42350		05/19	153.335	145.594	132.867	123.732	128.216
Metal and mineral (except petroleum) merchant wholesalers.....	423500		05/19	153.427	145.664	132.885	123.709	128.226
Primary services.....		423500-P	02/09	222.778	211.245	192.002	178.110	185.142
Metals and minerals wholesaler services.....		423500-1	02/09	222.778	211.245	192.002	178.110	185.142
Household appliances and electrical and electronic goods merchant wholesalers.....	4236		05/19	141.898	146.130	144.825	151.465	151.156
Household appliances and electrical and electronic goods merchant wholesalers.....	42360		05/19	141.898	146.130	144.825	151.465	151.156
Household appliances and electrical and electronic goods merchant wholesalers.....	423600		05/19	141.941	146.172	144.876	151.496	151.186
Primary services.....		423600-P	02/09	159.023	163.652	163.385	167.953	167.554
Household appliances, electrical, and electronics wholesaler services.....		423600-1	02/09	159.023	163.652	163.385	167.953	167.554
Hardware, plumbing and heating equipment and supplies merchant wholesalers.....	4237		05/19	117.780	122.430	123.706	120.591	128.894
Hardware, plumbing and heating equipment and supplies merchant wholesalers.....	42370		05/19	117.780	122.430	123.706	120.591	128.894
Hardware, plumbing, and heating equipment and supplies merchant wholesalers.....	423700		05/19	117.119	121.742	122.992	119.895	128.149
Primary services.....		423700-P	02/09	134.826	140.167	141.920	138.342	147.877
Hardware, plumbing, and heating equipment and supplies wholesaler services.....		423700-1	02/09	134.826	140.167	141.920	138.342	147.877

See footnotes at end of table.

Table 11. Producer price indexes for net output of selected industries and their products, not seasonally adjusted — Continued
 [October 2023]

Title ¹	Industry code	Product code	Index base	Unadjusted index ²				
				June 2023	July 2023 ^P	Aug. 2023 ^P	Sept. 2023 ^P	Oct. 2023 ^P
Machinery, equipment, and supplies merchant wholesalers.....	4238		05/19	136.330	137.546	137.979	137.013	137.611
Machinery, equipment, and supplies merchant wholesalers.....	42380		05/19	136.330	137.546	137.979	137.013	137.611
Machinery and supply merchant wholesalers.....	423800		05/19	136.667	137.898	138.365	137.356	137.974
Primary services.....		423800-P	02/09	212.428	214.707	216.514	213.610	215.177
Machinery and supply wholesaler services.....		423800-1	02/09	212.428	214.707	216.514	213.610	215.177
Other receipts.....		423800-SM	05/19	121.469	121.562	119.007	121.774	120.664
Miscellaneous durable goods merchant wholesalers (except materials recyclers).....	4239		05/19	137.923	142.903	140.741	143.924	145.068
Miscellaneous durable goods merchant wholesalers (except materials recyclers).....	42390		05/19	137.923	142.903	140.741	143.924	145.068
Miscellaneous durable goods, except recyclable material, merchant wholesalers.....	423900		05/19	137.635	142.594	140.437	143.607	144.747
Primary services.....		423900-P	02/09	115.345	119.582	117.765	120.471	121.444
Miscellaneous durable goods wholesaler services.....		423900-1	02/09	115.345	119.582	117.765	120.471	121.444
Merchant wholesalers, nondurable goods.....	424		06/05	204.639	213.321	212.708	211.306	212.558
Paper and paper product merchant wholesalers.....	4241		01/21	161.143	161.166	162.578	164.226	165.335
Paper and paper product merchant wholesalers.....	42410		01/21	161.143	161.166	162.578	164.226	165.335
Paper and paper product merchant wholesalers.....	424100		01/21	160.987	161.047	162.487	163.941	164.946
Primary services.....		424100-P	02/09	206.635	206.977	209.026	209.533	210.088
Paper wholesaler services.....		424100-1	02/09	206.635	206.977	209.026	209.533	210.088
Wholesaling of paper and paper products.....		424100-11	02/09	203.983	204.113	205.811	205.674	206.175
Wholesaling of all other goods, except paper and paper products.....		424100-12	01/21	177.103	178.750	182.624	187.214	187.997
Drugs and druggists' sundries merchant wholesalers.....	4242		01/21	110.941	117.973	115.741	113.757	116.794
Drugs and druggists' sundries merchant wholesalers.....	42420		01/21	110.941	117.973	115.741	113.757	116.794
Drugs and druggists' sundries merchant wholesalers.....	424200		01/21	110.941	117.973	115.741	113.757	116.794
Primary products.....		424200-P	02/09	162.874	173.198	169.921	167.008	171.466
Wholesaling of pharmaceuticals.....		424200-1	02/09	153.171	169.032	163.186	158.651	171.150
Wholesaling of all other goods, except pharmaceuticals.....		424200-2	01/21	108.553	110.270	110.405	109.972	105.970
Apparel and piece goods merchant wholesalers.....	4243		01/21	98.697	96.863	102.806	105.663	105.263
Apparel and piece goods merchant wholesalers.....	42430		01/21	98.697	96.863	102.806	105.663	105.263
Apparel and piece goods merchant wholesalers.....	424300		01/21	98.697	96.863	102.806	105.663	105.263
Primary services.....		424300-P	02/09	122.001	119.718	127.076	130.627	130.131
Apparel wholesaler services.....		424300-1	02/09	122.001	119.718	127.076	130.627	130.131
Wholesaling of apparel.....		424300-11	02/09	129.552	127.484	135.310	140.252	139.140
Grocery and related product merchant wholesalers.....	4244		01/21	123.118	131.541	130.528	130.418	128.857
Grocery and related product merchant wholesalers.....	42440		01/21	123.118	131.541	130.528	130.418	128.857
Grocery and related product merchant wholesalers.....	424400		01/21	123.120	131.545	130.532	130.423	128.861
Primary services.....		424400-P	02/09	134.005	143.237	142.127	142.007	140.296
Grocery and related product wholesaler services.....		424400-1	02/09	134.005	143.237	142.127	142.007	140.296
Wholesaling of fresh meat, seafood, dairy, and fruits and vegetables.....		424400-11	06/13	134.833	138.365	137.061	135.579	132.164
Wholesaling of packaged frozen and canned foods.....		424400-12	06/13	170.485	183.970	185.722	187.734	187.598
Wholesaling of baked goods, non-alcoholic beverages, and all other groceries.....		424400-13	06/13	142.356	149.679	147.352	146.385	144.426
Wholesaling of all other goods, except groceries.....		424400-14	01/21	186.661	228.713	224.200	227.176	226.494
Farm product raw material merchant wholesalers.....	424500		01/21	113.949	111.980	125.364	101.775	101.289
Primary services.....		424500-P	01/21	113.770	111.704	125.748	100.996	100.486
Farm product raw material wholesaler services.....		424500-1	01/21	113.770	111.704	125.748	100.996	100.486
Wholesaling of grain and field beans.....		424500-11	01/21	111.190	112.802	128.282	86.263	-
Wholesaling of all other goods.....		424500-13	12/22	101.088	93.170	102.709	110.581	110.023
Chemicals and allied products merchant wholesalers.....	4246		01/21	123.629	119.386	120.116	118.956	119.313
Chemicals and allied products merchant wholesalers.....	42460		01/21	123.629	119.386	120.116	118.956	119.313
Chemicals and allied products merchant wholesalers.....	424600		01/21	123.641	119.396	120.123	118.959	119.318
Primary services.....		424600-P	02/09	142.643	137.669	138.455	136.999	137.435
Wholesaling of chemicals, plastics, and allied products.....		424600-1	02/09	140.498	134.425	135.962	133.511	135.730
Wholesaling of all other goods, except chemicals, plastics, and allied products.....		424600-2	01/21	143.646	143.657	141.190	144.064	136.861
Petroleum and petroleum products merchant wholesalers.....	4247		01/21	133.304	140.886	136.275	137.691	139.792
Petroleum and petroleum products merchant wholesalers.....	42470		01/21	133.304	140.886	136.275	137.691	139.792
Petroleum and petroleum products merchant wholesalers.....	424700		01/21	133.304	140.881	136.273	137.691	139.789
Primary services.....		424700-P	02/09	162.551	171.867	166.201	167.902	170.495
Wholesaling of petroleum products.....		424700-1	02/09	163.495	173.253	167.256	169.086	171.787
Wholesaling of all other goods, except petroleum products.....		424700-2	01/21	107.053	102.315	106.944	104.715	103.809
Beer, wine, and distilled alcoholic beverage merchant wholesalers.....	4248		01/21	121.172	121.103	121.335	121.739	121.744
Beer, wine, and distilled alcoholic beverage merchant wholesalers.....	42480		01/21	121.172	121.103	121.335	121.739	121.744

See footnotes at end of table.

Table 11. Producer price indexes for net output of selected industries and their products, not seasonally adjusted — Continued
[October 2023]

Title ¹	Industry code	Product code	Index base	Unadjusted index ²				
				June 2023	July 2023 ^P	Aug. 2023 ^P	Sept. 2023 ^P	Oct. 2023 ^P
Beer, wine, and distilled alcoholic beverage merchant wholesalers.....	424800		01/21	121.172	121.103	121.335	121.739	121.744
Primary services.....		424800-P	02/09	153.020	152.934	153.227	153.738	153.743
Alcoholic beverage wholesaler services.....		424800-1	02/09	153.020	152.934	153.227	153.738	153.743
Wholesaling of beer, wine, and distilled alcoholic beverages.....		424800-11	02/09	153.508	153.426	153.687	154.175	154.182
Wholesaling of all other goods, except alcoholic beverages.....		424800-12	01/21	107.190	106.977	108.165	109.242	109.226
Miscellaneous nondurable goods merchant wholesalers.....	4249		01/21	144.265	148.613	154.904	156.096	155.641
Miscellaneous nondurable goods merchant wholesalers.....	42490		01/21	144.265	148.613	154.904	156.096	155.641
Miscellaneous nondurable goods merchant wholesalers.....	424900		01/21	144.266	148.615	154.905	156.097	155.643
Primary services.....		424900-P	02/09	207.605	213.437	222.588	224.323	223.662
Miscellaneous nondurable good wholesaler services.....		424900-1	02/09	207.605	213.437	222.588	224.323	223.662
Material recyclers.....	429930		12/86	402.000	395.851	400.010	407.046	400.038
Primary products.....		429930-P	12/86	400.064	391.733	395.216	402.880	396.198
Ferrous metal scrap.....		429930-1	12/86	485.844	471.109	475.411	478.802	462.650
Carbon steel scrap.....		429930-11	12/86	508.367	490.402	495.713	498.517	483.394
Carbon steel scrap bundles.....		429930-112	12/86	561.006	534.010	534.469	472.597	472.627
Shredded carbon steel scrap.....		429930-113	12/86	350.283	333.932	333.578	336.177	320.862
Cut plate and structural scrap.....		429930-114	12/86	516.267	512.861	527.483	531.147	518.820
Stainless and alloy steel scrap.....		429930-12	12/86	564.381	582.905	585.719	590.705	538.625
Cast iron scrap.....		429930-13	12/86	—	—	—	253.335	251.045
Nonferrous metal scrap.....		429930-2	12/86	499.472	485.524	487.176	480.183	472.003
Copper base scrap.....		429930-21	12/86	644.253	642.235	634.932	630.835	608.948
No 1 copper wire, heavy.....		429930-211	12/86	502.297	495.749	491.463	491.817	469.316
No 2 copper wire, mixed.....		429930-212	12/86	813.808	815.757	808.138	790.427	764.353
Yellow brass scrap.....		429930-213	12/86	686.440	697.086	682.952	673.901	669.999
Used beverage can scrap.....		429930-223	12/86	193.729	180.223	183.295	173.277	171.602
Other nonferrous scrap (including lead, zinc and precious metals).....		429930-23	12/86	2,349.535	2,183.361	2,214.160	2,165.094	2,129.470
Recyclable paper.....		429930-3	12/86	110.134	109.679	112.253	130.133	147.658
News and other low grade recyclable paper.....		429930-31	12/86	86.822	85.640	79.076	89.600	99.402
Corrugated recyclable paper.....		429930-33	12/86	74.300	75.783	80.308	87.151	98.463
High grade recyclable paper (including pulp substitutes and deinking).....		429930-34	12/86	132.855	124.625	119.598	166.710	192.272
Recyclable materials, excluding metals and paper.....		429930-4	12/86	199.830	214.238	212.908	212.257	195.904
Recyclable plastics.....		429930-42	06/96	90.823	91.199	86.175	83.713	—
Other receipts.....		429930-SM1						
Motor vehicle and parts dealers.....	441		12/03	186.046	184.116	184.101	183.517	181.091
Automobile dealers.....	4411		12/03	175.936	174.486	174.723	173.365	170.275
New car dealers.....	44111		12/99	194.198	192.597	192.860	191.360	187.949
New car dealers.....	441110		12/99	192.160	190.182	191.335	189.354	185.577
Primary services.....		441110-P	12/99	181.304	178.612	181.575	178.663	174.255
Vehicle sales.....		441110-1	12/99	135.043	132.577	131.733	129.890	125.574
New vehicle sales.....		441110-101	12/99	182.617	180.901	179.018	176.615	169.801
Used vehicle sales.....		441110-102	12/99	113.417	105.340	107.378	105.501	105.501
Service labor and parts.....		441110-2	12/99	235.514	234.560	255.223	249.648	249.614
Other receipts.....		441110-SM	12/99	285.232	287.783	277.045	281.026	281.026
Recreational vehicle dealers.....	44121		06/01	169.204	171.344	162.350	158.570	162.581
Recreational vehicle dealers.....	441210		06/01	169.204	171.344	162.350	158.570	162.581
Primary services.....		441210-P	06/01	170.412	172.508	162.702	158.493	162.736
Recreational vehicle dealer services.....		441210-1	06/01	170.412	172.508	162.702	158.493	162.736
Boat dealers.....	441222		06/01	201.046	178.705	178.381	181.912	182.971
Primary services.....		441222-P	06/01	198.970	174.417	174.065	177.424	178.098
Boat dealer services.....		441222-1	06/01	198.970	174.417	174.065	177.424	178.098
Other receipts.....		441222-SM3	12/22	100.000	—	—	103.994	—
Automotive parts, accessories and tire retailers.....	4413		12/01	240.914	240.852	241.872	244.538	242.672
Automotive parts and accessories retailers.....	44133		12/03	264.305	264.460	265.806	269.500	267.330
Automotive parts and accessories retailers.....	441330		12/03	264.305	264.460	265.806	269.501	267.330
Primary services.....		441330-P	12/03	264.309	264.464	265.810	269.505	267.334
Automotive parts and accessories store services, in-store retailing.....		441330-A	12/03	264.309	264.464	265.810	269.505	267.334
Tire dealers.....	44134		12/03	177.549	177.212	177.667	178.624	177.412
Tire dealers.....	441340		12/03	177.549	177.212	177.667	178.624	177.412
Primary services.....		441340-P	12/03	177.717	177.380	177.835	178.793	177.579
Tire dealer services, in-store retailing.....		441340-A	12/03	177.717	177.380	177.835	178.793	177.579
Building material & garden supply retailers.....	444		12/03	205.885	209.716	207.739	208.463	206.841
Building material and supplies dealers.....	4441		12/03	208.814	212.644	209.886	210.503	208.838

See footnotes at end of table.

Table 11. Producer price indexes for net output of selected industries and their products, not seasonally adjusted — Continued
 [October 2023]

Title ¹	Industry code	Product code	Index base	Unadjusted index ²				
				June 2023	July 2023 ^P	Aug. 2023 ^P	Sept. 2023 ^P	Oct. 2023 ^P
Building material and supplies dealers.....	44410		12/03	208.817	212.648	209.890	210.506	208.841
Building materials and supplies dealers.....	444100		05/19	139.004	141.554	139.718	140.128	139.020
Primary services.....		444100-P	05/19	138.810	141.357	139.523	139.933	138.827
Building materials and supplies dealer services, in-store retailing.....		444100-A	05/19	129.650	132.847	130.545	131.059	130.342
Retailing of building materials, paint, and hardware.....		444100-A1	05/19	128.000	131.623	128.765	129.820	128.874
Retailing of all other goods.....		444100-A2	05/19	135.787	137.387	137.166	135.658	135.800
Lawn and garden equip and supplies retailers.....	4442		12/03	192.473	196.297	197.775	198.972	197.544
Nursery, garden, and farm supply retailers.....	44424		12/03	192.474	196.299	197.777	198.974	197.545
Nursery, garden, and farm supply retailers.....	444240		12/02	206.080	210.174	211.757	213.039	211.509
Primary services.....		444240-P	12/02	206.170	210.266	211.849	213.132	211.601
Nursery, garden center, and farm supply store services, in-store retailing.....		444240-A	12/02	206.170	210.266	211.849	213.132	211.601
Food and beverage retailers.....	445		12/99	262.607	258.844	263.567	264.477	265.932
Grocery retailers.....	4451		12/03	227.125	223.566	228.605	229.347	230.017
Grocery (except convenience) retailers.....	44511		12/03	227.125	223.566	228.605	229.347	230.017
Supermarkets and other grocery stores.....	445110		12/99	271.036	266.790	272.803	273.688	274.488
Primary services.....		445110-P	12/99	270.894	266.651	272.660	273.545	274.344
Supermarket and other grocery store services.....		445110-3	12/99	268.327	264.124	270.076	270.953	271.744
Retailing of food and beverage products.....		445110-32	01/17	140.255	138.122	141.482	141.698	141.647
Retailing of fresh meats.....		445110-321	12/99	357.638	363.991	392.815	393.514	364.883
Retailing of fresh fruits and vegetables.....		445110-322	12/99	248.725	250.606	254.365	256.164	251.785
Retailing of bakery products.....		445110-323	12/99	225.783	231.907	230.158	234.482	232.618
Retailing of dairy products.....		445110-324	12/99	214.207	216.711	210.349	203.311	193.533
Retailing of deli products.....		445110-325	12/99	176.967	178.728	178.191	178.043	180.126
Retailing of frozen food products.....		445110-326	12/99	148.088	146.739	147.689	150.366	149.786
Retailing of alcoholic beverages.....		445110-327	01/17	141.875	136.390	140.439	139.573	143.681
Retailing of all other food and beverage products.....		445110-328	12/99	289.792	275.652	283.512	284.836	296.866
Retailing of nonfood products.....		445110-33	01/17	140.047	137.528	139.367	141.060	143.835
Retailing of cleaning and paper products.....		445110-331	01/17	155.570	142.164	153.967	153.835	156.224
Retailing of health and beauty products.....		445110-332	12/99	265.582	264.562	266.612	266.848	277.027
Retailing of all other nonfood products.....		445110-333	01/17	140.956	140.524	139.379	143.418	143.896
Specialty food retailers.....	4452		12/03	247.276	245.872	243.193	245.326	257.522
Specialty food retailers.....	445200		12/03	247.274	245.870	243.191	245.324	257.519
Primary services.....		445200-P	12/03	247.519	246.107	243.412	245.558	257.825
Specialty food retailer services, in-store retailing.....		445200-A	12/03	247.519	246.107	243.412	245.558	257.825
Beer, wine, and liquor retailers.....	4453		06/00	145.907	144.802	144.470	144.789	145.194
Beer, wine, and liquor retailers.....	44532		06/00	145.907	144.802	144.469	144.789	145.194
Beer, wine, and liquor retailers.....	445320		06/00	145.907	144.802	144.469	144.789	145.194
Primary services.....		445320-P	06/00	145.960	144.854	144.521	144.841	145.246
Beer, wine, and liquor retailer services, in-store retailing.....		445320-A	06/00	145.960	144.854	144.521	144.841	145.246
Retailing of beer, wine, and liquor.....		445320-A1	06/14	111.318	110.342	108.549	108.834	109.278
Retailing of all other goods and sales of prepared foods.....		445320-A2	06/14	158.536	158.456	171.022	171.022	170.328
Furniture, home furnishings, electronics, and appliance retailers.....	449		12/22	105.109	104.187	103.670	104.076	105.458
Furniture and Home Furnishings Retailers.....	4491		12/22	105.606	104.202	104.443	104.257	103.331
Furniture retailers.....	44911		12/03	195.972	193.635	194.182	193.954	192.362
Furniture retailers.....	449110		06/03	198.670	196.292	196.855	196.608	195.010
Primary services.....		449110-P	06/03	201.973	199.492	200.117	199.763	198.244
Furniture retailer services, in-store retailing.....		449110-A	06/03	201.973	199.492	200.117	199.763	198.244
Other receipts.....		449110-SM	12/22	98.215	97.910	97.449	98.747	96.506
Floor covering retailers.....	44912		12/03	223.970	220.160	220.304	219.601	217.155
Floor covering retailers.....	449121		06/03	227.263	223.397	223.543	222.830	220.348
Primary services.....		449121-P	06/03	227.263	223.397	223.543	222.830	220.348
Floor covering retailer services, in-store retailing.....		449121-A	06/03	227.263	223.397	223.543	222.830	220.348
Electronics and appliance retailers.....	4492		12/03	86.438	86.422	84.818	86.074	90.798
Electronics and appliance retailers.....	44921		12/03	86.478	86.462	84.857	86.114	90.840
Electronics and appliance retailers.....	449210		12/11	96.913	96.895	95.097	96.505	101.801
Primary products.....		449210-P	12/11	96.831	96.813	95.016	96.423	101.715
Electronics and appliance retailers services, in-store retailing.....		449210-A	12/11	104.716	104.525	102.828	101.678	109.631
Retailing of entertainment and communication products.....		449210-A1	12/11	85.558	88.602	82.473	87.789	98.088
Retailing of computers, hardware, software, and supplies.....		449210-A2	06/03	53.769	52.660	52.342	51.314	54.407
Retailing of major household appliances.....		449210-A3	05/19	130.703	129.946	130.938	131.787	132.137
Retailing of all other goods.....		449210-A4	12/11	143.045	138.875	146.024	130.712	136.253

See footnotes at end of table.

Table 11. Producer price indexes for net output of selected industries and their products, not seasonally adjusted — Continued
 [October 2023]

Title ¹	Industry code	Product code	Index base	Unadjusted index ²				
				June 2023	July 2023 ^P	Aug. 2023 ^P	Sept. 2023 ^P	Oct. 2023 ^P
Electronics and appliance retailers - Continued								
Electronic and appliance retailers services, online retailing.....		449210-B	12/22	90.371	90.670	88.542	94.756	95.603
General merchandise retailers.....	455		12/03	155.466	153.534	152.664	152.866	153.346
Department stores.....	4551		12/03	156.291	152.777	150.198	157.239	155.045
Department stores.....	45511		12/03	156.291	152.777	150.198	157.239	155.045
Department stores.....	455110		12/17	132.412	129.435	127.250	133.215	131.356
Primary services.....		455110-P	12/17	134.142	131.126	128.912	134.955	133.072
Department store services, in-store retailing.....		455110-A	12/17	128.414	129.726	127.833	130.846	128.724
Department store services, online retailing.....		455110-B	12/22	119.471	109.373	107.003	117.278	116.164
Other general merchandise retailers.....	4552		12/03	153.214	151.566	150.986	150.071	150.980
Other general merchandise retailers.....	45521		12/03	153.251	151.603	151.023	150.108	151.017
Warehouse clubs, supercenters, and other general merchandise retailers.....	455210		12/03	153.273	151.625	151.045	150.131	151.040
Primary services.....		455210-P	12/03	151.533	149.897	149.322	148.415	149.316
Warehouse clubs, supercenters, and other general merch. retailer services, in-store retailing.....		455210-A	12/03	162.074	158.827	157.685	155.884	157.675
Warehouse clubs and supercenters.....		455210-A1	12/03	153.104	149.600	148.347	146.449	148.346
All other general merchandise stores.....		455210-A2	12/03	156.569	157.269	157.688	157.683	157.607
Health and personal care retailers.....	456		12/03	147.648	146.410	148.554	146.970	146.463
Health and personal care retailers.....	4561		12/03	147.725	146.487	148.632	147.047	146.540
Pharmacies and drug retailers.....	45611		06/00	172.385	171.588	174.173	171.909	171.241
Pharmacies and drug retailers.....	456110		06/00	172.385	171.587	174.172	171.908	171.241
Primary services.....		456110-P	06/00	172.231	171.434	174.017	171.755	171.088
Pharmacy and drug retailer services, in-store retailing.....		456110-A	06/00	170.435	169.154	169.836	166.198	166.774
Retailing of prescription drugs.....		456110-A1	06/00	194.562	191.311	191.072	183.096	185.366
Retailing of over-the-counter drugs and all other goods.....		456110-A2	06/00	175.873	179.119	182.425	188.436	184.912
Retailing of over-the-counter drugs.....		456110-A21	06/00	150.796	151.289	159.325	178.011	166.242
Retailing of all other goods.....		456110-A22	06/00	182.254	186.574	187.830	188.415	188.412
Optical goods retailers.....	45613		12/03	114.166	109.707	111.081	112.682	112.682
Optical goods retailers.....	456130		06/00	117.090	112.652	114.020	115.613	115.613
Primary services.....		456130-P	06/00	114.776	109.741	111.293	113.100	113.100
Optical goods retailer services, in-store retailing.....		456130-A	06/00	114.776	109.741	111.293	113.100	113.100
Food (health) supplement retailers.....	456191		12/99	252.310	243.723	246.072	245.671	245.622
Primary services.....		456191-P	12/99	252.362	243.774	246.123	245.721	245.673
Food (health) supplement store services, in-store retailing.....		456191-A	12/99	252.362	243.774	246.123	245.721	245.673
Gasoline Stations and Fuel Dealers.....	457		12/22	89.298	83.270	86.393	83.751	86.921
Gasoline stations.....	4571		06/01	167.961	157.200	164.545	161.702	166.191
Gasoline stations.....	45710		06/01	167.961	157.200	164.545	161.702	166.191
Gasoline stations.....	457100		05/19	149.300	139.730	146.266	143.738	147.737
Primary products.....		457100-P	05/19	151.373	141.516	148.359	145.764	150.124
Gasoline station services.....		457100-1	05/19	151.373	141.516	148.359	145.764	150.124
Retailing of automotive fuels and lubricants.....		457100-11	05/19	171.036	155.802	166.825	161.394	168.798
Retailing of all other goods, sales of prepared foods, and repair services.....		457100-12	12/12	135.170	132.747	133.735	135.309	135.343
Fuel dealers.....	4572		06/00	289.447	263.991	259.057	228.703	254.072
Fuel dealers.....	45721		06/00	289.447	263.991	259.057	228.703	254.072
Fuel dealers.....	457210		06/00	289.439	263.984	259.050	228.696	254.065
Primary services.....		457210-P	06/00	302.059	275.139	269.920	237.819	264.649
Fuel dealer services.....		457210-1	06/00	302.059	275.139	269.920	237.819	264.649
Clothing and clothing accessories retailers.....	458		12/03	143.828	138.000	147.094	159.860	162.552
Clothing retailers.....	4581		12/03	135.950	130.452	132.133	153.905	157.613
Clothing retailers.....	45811		12/03	135.950	130.452	132.133	153.905	157.613
Clothing and clothing accessories retailers.....	458110		05/15	109.705	105.268	106.625	124.194	127.186
Primary services.....		458110-P	05/15	109.705	105.268	106.625	124.194	127.186
Clothing and clothing accessories retailer services, in-store retailing.....		458110-A	05/15	106.687	103.731	104.330	121.941	126.367
Retailing of apparel.....		458110-A1	05/15	108.017	105.197	106.419	123.100	128.302
Retailing of men's apparel.....		458110-A11	05/15	120.162	120.607	126.716	132.814	136.351
Retailing of women's apparel.....		458110-A12	05/15	104.711	99.378	96.907	117.841	122.946
Retailing of children's apparel.....		458110-A13	05/15	103.239	106.099	115.688	133.762	143.122
Retailing of all other goods.....		458110-A2	05/15	103.882	100.557	99.549	119.667	122.113
Shoe retailers.....	4582		12/03	133.592	122.079	159.836	152.681	151.218

See footnotes at end of table.

Table 11. Producer price indexes for net output of selected industries and their products, not seasonally adjusted — Continued
 [October 2023]

Title ¹	Industry code	Product code	Index base	Unadjusted index ²				
				June 2023	July 2023 ^P	Aug. 2023 ^P	Sept. 2023 ^P	Oct. 2023 ^P
Shoe retailers.....	45821		12/03	133.592	122.079	159.836	152.681	151.218
Shoe retailers.....	458210		06/02	136.286	124.541	163.060	155.760	154.268
Primary services.....		458210-P	06/02	136.286	124.541	163.060	155.760	154.268
Shoe retailer services, in-store retailing.....		458210-A	06/02	136.286	124.541	163.060	155.760	154.268
Jewelry retailers.....	4583		12/03	185.998	187.238	189.149	187.482	191.215
Jewelry retailers.....	45831		12/03	189.297	190.559	192.504	190.808	194.606
Jewelry retailers.....	458310		06/00	205.653	207.024	209.137	207.294	211.421
Primary services.....		458310-P	06/00	206.025	207.398	209.516	207.669	211.804
Jewelry retailer services, in-store retailing.....		458310-A	06/00	211.713	213.433	216.203	213.890	219.068
Sporting goods and hobby retailers.....	4591		12/03	124.849	132.023	131.388	124.536	133.948
Sporting goods retailers.....	45911		12/03	157.480	170.470	168.387	156.584	173.476
Sporting goods retailers.....	459110		06/00	164.300	177.849	175.676	163.365	180.984
Primary services.....		459110-P	06/00	165.505	179.431	177.198	164.544	182.653
Sporting goods store services, in-store retailing.....		459110-A	06/00	165.265	183.833	181.081	164.174	188.370
Retailing of sporting goods.....		459110-A1	12/13	124.540	128.346	130.963	125.173	131.131
Hobby, toy, and game retailers.....	45912		12/03	82.400	81.537	82.939	82.906	81.986
Hobby, toy, and game retailers.....	459120		06/00	83.450	82.576	83.995	83.962	83.030
Primary services.....		459120-P	06/00	83.393	82.519	83.937	83.905	82.973
Hobby, toy, and game store services, in-store retailing.....		459120-A	06/00	83.505	83.576	83.576	83.496	83.498
Retailing of hobby and craft goods, toys, and games (including video games) ..		459120-A1	12/13	85.612	85.734	85.734	85.734	85.734
Retailing of all other goods.....		459120-A2	12/13	69.689	69.685	69.685	69.513	69.517
Book retailers and news dealers.....	4592		12/03	133.803	135.800	134.584	135.073	135.073
Book retailers and news dealers.....	45921		12/03	147.465	149.665	148.325	148.865	148.865
Book retailers and news dealers.....	459210		06/00	183.385	186.122	184.456	185.127	185.127
Primary services.....		459210-P	06/00	183.266	186.006	184.338	185.009	185.009
Book retailer and news dealer services, in-store retailing.....		459210-A	06/00	185.811	189.514	187.259	188.167	188.167
Retailing of books.....		459210-A1	06/14	131.481	135.111	132.619	133.509	133.509
Retailing of all other goods.....		459210-A2	06/14	109.516	109.516	110.124	110.124	110.124
Office supplies, stationery, and gift retailers.....	4594		12/03	168.239	160.238	159.563	159.613	159.803
Office supplies, stationery, and gift retailers.....	45940		12/03	168.239	160.238	159.563	159.613	159.803
Office supplies, stationery, and gift retailers.....	459400		05/19	115.209	109.730	109.267	109.302	109.432
Primary services.....		459400-P	05/19	115.209	109.730	109.267	109.302	109.432
Office supplies, stationery, and gift retailer services, in-store retailing.....		459400-A	05/19	125.308	122.632	121.883	121.940	122.150
Air transportation.....	481		12/92	274.520	275.620	263.365	251.257	268.434
Scheduled air transportation.....	4811		12/89	338.305	339.574	322.991	306.067	329.213
Scheduled air transportation.....	48111		12/89	338.305	339.574	322.991	306.067	329.213
Scheduled passenger air transportation.....	481111		12/89	346.022	347.165	329.550	311.470	335.259
Primary services.....		481111-P	12/89	377.861	379.108	359.872	340.130	366.107
Domestic.....		481111-1	12/89	394.215	386.957	370.016	366.315	400.426
Domestic first class, including business.....		481111-101	12/99	189.357	182.796	177.750	185.525	202.643
Domestic coach.....		481111-102	12/99	225.971	222.121	212.098	209.015	228.494
International.....		481111-2	12/89	293.844	310.485	289.800	243.511	250.878
International first class, including business.....		481111-201	09/18	114.955	111.619	99.897	107.643	112.969
International coach.....		481111-202	12/89	299.008	318.678	298.640	244.350	251.167
Scheduled freight air transportation.....	481112		12/03	163.294	166.130	167.200	169.755	179.419
Primary services.....		481112-P	12/87	156.159	156.124	156.272	156.089	161.916
Scheduled freight air transportation services.....		481112-1	12/87	162.548	162.530	163.756	163.497	169.924
Domestic scheduled freight air transportation services.....		481112-101	12/14	113.815	118.086	120.187	117.420	119.392
International scheduled freight air transportation services.....		481112-102	12/14	65.430	63.300	63.179	64.356	68.195
Scheduled mail air transportation services.....		481112-2	12/87	144.862	144.594	129.858	130.632	131.023
Nonscheduled air transportation.....	4812		12/96	203.702	205.010	204.454	206.997	208.349
Nonscheduled air transportation.....	48121		12/96	203.702	205.010	204.454	206.997	208.349
Nonscheduled air passenger chartering.....	481211		06/92	209.673	210.758	210.127	211.461	212.029
Primary services.....		481211-P	12/00	168.658	169.634	169.066	170.266	170.777
Domestic nonscheduled air passenger services.....		481211-1	06/08	120.715	121.589	121.073	122.132	122.583
International nonscheduled air passenger services.....		481211-2	06/08	117.820	117.769	117.828	117.828	117.828
Nonscheduled air freight chartering.....	481212		06/08	144.403	145.805	145.515	149.599	152.022
Primary services.....		481212-P	06/08	141.755	143.275	142.979	147.149	149.623
Domestic nonscheduled air freight services.....		481212-1	06/08	196.895	197.844	197.844	197.844	197.844
International nonscheduled air freight services.....		481212-2	06/08	99.116	101.364	100.738	109.564	114.800

See footnotes at end of table.

Table 11. Producer price indexes for net output of selected industries and their products, not seasonally adjusted — Continued
 [October 2023]

Title ¹	Industry code	Product code	Index base	Unadjusted index ²				
				June 2023	July 2023 ^P	Aug. 2023 ^P	Sept. 2023 ^P	Oct. 2023 ^P
Rail transportation.....	482		12/96	228.593	228.442	229.422	230.969	233.936
Rail transportation.....	4821		12/96	228.593	228.442	229.422	230.969	233.936
Rail transportation.....	48211		12/96	228.593	228.442	229.422	230.969	233.936
Line-haul railroads.....	482111		12/84	254.981	254.812	255.906	257.632	260.941
Primary services.....		482111-P	12/84	254.981	254.812	255.906	257.632	260.941
Freight rail transportation.....		482111-4	05/15	127.458	127.371	127.934	128.822	130.524
Carload freight rail transportation.....		482111-411	12/96	234.157	234.135	234.145	234.928	238.249
Intermodal freight rail transportation.....		482111-412	12/96	203.755	203.111	207.789	212.334	214.341
Passenger rail transportation.....		482111-5	12/96	181.801	181.801	181.801	181.801	181.801
Coach service class.....		482111-506	06/05	164.929	164.929	164.929	164.929	164.929
All other service classes.....		482111-507	06/05	157.022	157.022	157.022	157.022	157.022
Water transportation.....	483		12/03	192.104	196.976	200.575	195.437	187.186
Deep sea freight transportation.....	483111		06/88	411.803	436.796	446.151	415.905	368.416
Primary services.....		483111-P	06/88	420.694	446.226	455.783	424.884	376.370
Deep sea freight transportation services.....		483111-5	06/88	420.694	446.226	455.783	424.884	376.370
Coastal and Great Lakes freight transport.....	483113		12/03	214.267	214.257	218.593	219.616	221.035
Primary services.....		483113-P	12/03	208.255	208.245	212.593	213.562	214.882
Coastal and intercoastal freight transportation.....		483113-1	12/03	184.432	184.481	190.001	190.156	191.315
Great Lakes - St. Lawrence Seaway freight transportation.....		483113-2	12/91	227.600	227.193	231.270	235.971	236.157
Coastal and intercoastal towing transportation.....		483113-3	12/03	267.899	267.899	266.973	268.839	271.377
Inland water transportation.....	4832		12/03	211.796	211.696	211.913	214.955	218.846
Inland water transportation.....	48321		12/03	211.800	211.700	211.917	214.959	218.851
Inland water freight transportation.....	483211		12/90	268.687	268.560	268.835	272.694	277.631
Primary services.....		483211-P	12/90	274.150	274.017	274.301	278.309	283.443
Inland water freight transportation services.....		483211-3	12/90	274.150	274.017	274.301	278.309	283.443
Truck transportation.....	484		12/03	187.623	182.672	181.090	185.429	187.323
General freight trucking.....	4841		12/03	196.569	189.731	186.925	193.195	196.034
General freight trucking, local.....	48411		12/03	170.412	171.132	166.129	169.427	170.317
General freight trucking, local.....	484110		12/03	170.436	171.156	166.151	169.450	170.341
Primary services.....		484110-P	06/93	173.328	174.739	175.123	176.155	176.155
General freight trucking services, local.....		484110-1	06/93	173.328	174.739	175.123	176.155	176.155
General freight trucking, local, truckload.....		484110-15	06/09	111.433	112.820	112.938	113.597	113.597
General freight trucking, local, less than truckload.....		484110-16	06/09	153.672	153.672	154.348	155.276	155.276
General freight trucking, long-distance.....	48412		12/03	203.235	194.122	191.967	199.117	202.529
General freight trucking, long-distance TL.....	484121		12/03	190.471	178.729	172.921	181.467	185.397
Primary services.....		484121-P	06/92	174.979	175.713	174.473	177.494	182.211
General freight trucking, long-distance, truckload.....		484121-2	06/92	174.979	175.713	174.473	177.494	182.211
General freight trucking, long-distance LTL.....	484122		12/03	230.664	230.773	240.812	242.879	244.315
Primary services.....		484122-P	06/92	388.899	389.081	406.009	409.493	411.915
General freight trucking, long-distance less than truckload.....		484122-1	06/92	388.899	389.081	406.009	409.493	411.915
Specialized freight trucking.....	4842		12/03	169.518	169.355	170.925	170.247	169.646
Used household and office goods moving.....	48421		12/03	175.201	173.142	170.716	168.654	167.009
Used household and office goods moving.....	484210		12/03	175.161	173.102	170.678	168.615	166.971
Primary services.....		484210-P	12/03	178.478	176.381	173.910	171.809	170.134
Used household and office goods moving, except local.....		484210-2	06/92	278.517	273.577	267.758	274.966	271.021
Residential moving services, except local.....		484210-21	09/15	152.446	149.339	145.680	149.660	147.045
Commercial and other goods moving services, except local.....		484210-22	09/15	115.561	115.561	115.561	118.372	119.056
Used household and office goods moving, local.....		484210-4	12/03	150.679	150.679	150.679	137.763	137.763
Residential moving services, local.....		484210-41	09/15	131.507	131.507	131.507	118.564	118.564
Commercial and other goods moving services, local.....		484210-42	09/15	118.112	118.112	118.112	116.769	116.769
Specialized freight (except used) trucking, local.....	48422		12/03	178.311	178.801	180.012	178.761	178.995
Specialized freight (except used goods) trucking, local.....	484220		12/03	178.320	178.811	180.022	178.772	179.005
Primary services.....		484220-P	06/93	215.420	216.166	218.009	218.648	219.004
Specialized freight (except used goods) trucking, local.....		484220-6	06/93	215.420	216.166	218.009	218.648	219.004
Local hazardous materials trucking (except waste).....		484220-601	06/13	128.441	127.736	132.160	134.596	134.596
Local agricultural products trucking without storage.....		484220-602	06/13	100.633	100.736	103.142	103.142	103.142
Dump trucking.....		484220-603	06/13	147.411	148.190	148.190	148.190	148.190
Local specialized trucking without storage.....		484220-604	06/13	121.853	122.788	122.788	122.788	123.652
Specialized freight (except used) trucking, long-distance.....	48423		12/03	158.657	158.561	161.947	162.329	161.305
Specialized freight (except used goods) trucking, long-distance.....	484230		12/03	158.663	158.567	161.953	162.335	161.311
Primary services.....		484230-P	06/01	155.465	155.376	159.106	159.494	158.340

See footnotes at end of table.

Table 11. Producer price indexes for net output of selected industries and their products, not seasonally adjusted — Continued
 [October 2023]

Title ¹	Industry code	Product code	Index base	Unadjusted index ²				
				June 2023	July 2023 ^P	Aug. 2023 ^P	Sept. 2023 ^P	Oct. 2023 ^P
Specialized freight (except used goods) trucking, long-distance - Continued								
Specialized freight (except used goods) trucking, long-distance.....		484230-6	06/01	155.465	155.376	159.106	159.494	158.340
Agricultural products trucking, long-distance.....		484230-602	06/13	142.899	141.265	155.386	157.132	160.309
All other specialized trucking, long-distance.....		484230-603	06/13	122.653	122.784	124.341	124.467	123.007
Pipeline Transportation.....	486		05/22	106.041	110.120	110.209	110.031	109.816
Pipeline transportation of crude oil.....	4861		12/03	271.673	294.535	295.775	295.775	295.775
Pipeline transportation of crude oil.....	48611		12/03	271.673	294.535	295.775	295.775	295.775
Pipeline transportation of crude oil.....	486110		06/86	301.082	326.418	327.793	327.793	327.793
Primary services.....		486110-P	06/86	301.472	325.999	327.454	327.454	327.454
Pipeline transportation of crude oil.....		486110-3	06/86	292.520	316.319	317.731	317.731	317.731
Trans-Alaskan Pipeline System transportation.....		486110-311	06/86	119.479	130.782	130.782	130.782	130.782
Pipeline transportation of crude petroleum, except on the Trans-Alaskan Pipeline System.....		486110-312	06/86	394.383	426.138	428.162	428.162	428.162
Pipeline transportation of natural gas.....	4862		05/22	102.928	102.902	102.873	102.528	102.169
Pipeline transportation of natural gas.....	48621		05/22	102.928	102.902	102.873	102.528	102.169
Pipeline transportation of natural gas.....	486210		05/22	102.928	102.902	102.873	102.528	102.169
Primary services.....		486210-P	05/22	102.928	102.902	102.873	102.528	102.169
Pipeline transportation of natural gas services.....		486210-1	05/22	102.928	102.902	102.873	102.528	102.169
Other pipeline transportation.....	4869		12/03	207.484	228.491	228.491	228.775	228.775
Pipeline transportation of refined petroleum products.....	48691		12/03	207.484	228.491	228.491	228.775	228.775
Refined petroleum product pipeline transport.....	486910		06/86	237.447	261.487	261.487	261.812	261.812
Primary services.....		486910-P	06/86	237.839	261.919	261.919	262.244	262.244
Pipeline transportation of refined petroleum products.....		486910-1	06/86	241.234	265.658	265.658	265.987	265.987
Transportation support activities.....	488		12/03	139.952	140.467	135.520	135.914	137.040
Air transportation support activities.....	4881		12/96	206.426	211.918	212.553	209.244	210.146
Airport operations.....	48811		12/03	158.496	164.966	164.992	160.816	161.904
Other airport operations.....	488119		12/03	158.522	164.993	165.019	160.842	161.931
Primary services.....		488119-P	06/92	219.513	228.473	228.509	222.725	224.233
Aeronautical services.....		488119-5	06/14	118.398	120.869	121.582	121.155	124.085
Landing fees.....		488119-501	06/14	110.274	110.612	110.168	110.157	113.863
Terminal rental.....		488119-502	06/14	128.158	129.892	131.781	130.792	134.630
Other aeronautical services.....		488119-503	06/14	113.490	120.560	120.801	120.801	120.900
Non-aeronautical services.....		488119-6	06/14	133.640	141.813	141.037	134.417	132.898
Airport parking.....		488119-601	06/14	137.769	139.287	139.287	139.287	139.883
Lease space for rental cars.....		488119-602	06/14	161.166	190.609	189.261	154.921	146.285
Lease space for concessions.....		488119-603	06/92	182.778	198.623	193.702	196.807	181.484
Other non-aeronautical services.....		488119-604	06/14	112.466	112.466	112.466	112.466	118.762
Other air transportation support activities.....	48819		12/03	169.952	170.568	171.881	171.990	172.044
Other support activities for air transport.....	488190		12/03	169.947	170.563	171.876	171.985	172.039
Primary services.....		488190-P	06/92	218.765	219.465	220.764	220.897	220.897
Other air transportation support activities.....		488190-5	06/07	151.870	152.356	153.258	153.350	153.350
Water transportation support activities.....	4883		12/03	160.842	161.108	161.724	161.667	162.947
Port and harbor operations.....	48831		12/03	185.467	186.528	188.490	187.231	187.672
Port and harbor operations.....	488310		12/03	185.490	186.551	188.513	187.254	187.695
Primary services.....		488310-P	12/03	188.257	189.474	191.722	190.279	190.784
Port and harbor services.....		488310-1	12/03	188.257	189.474	191.722	190.279	190.784
Marine cargo handling.....	48832		12/03	151.151	151.135	151.474	151.474	152.878
Marine cargo handling.....	488320		12/91	170.257	170.239	170.620	170.620	172.201
Primary services.....		488320-P	12/91	166.050	166.032	166.406	166.406	167.957
Movement of containers.....		488320-8	12/98	148.959	148.965	149.259	149.259	150.717
Other marine cargo handling.....		488320-9	12/98	156.558	156.373	157.051	157.051	157.990
Navigational services to shipping.....	48833		12/03	169.759	169.991	170.146	170.922	172.681
Navigational services to shipping.....	488330		12/92	222.710	223.015	223.219	224.236	226.544
Primary services.....		488330-P	12/92	228.231	228.567	228.790	229.907	232.274
Navigational services to shipping and salvage.....		488330-1	12/92	228.231	228.567	228.790	229.907	232.274
Freight transportation arrangement.....	4885		12/96	114.811	113.394	104.649	106.658	107.899
Freight transportation arrangement.....	48851		12/96	114.811	113.394	104.649	106.658	107.899
Freight transportation arrangement.....	488510		12/94	117.157	115.712	106.790	108.840	110.106
Primary services.....		488510-P	12/94	116.998	115.411	105.902	108.042	109.408
Freight forwarding.....		488510-1	12/94	107.592	107.591	107.603	107.620	107.620

See footnotes at end of table.

Table 11. Producer price indexes for net output of selected industries and their products, not seasonally adjusted — Continued
 [October 2023]

Title ¹	Industry code	Product code	Index base	Unadjusted index ²				
				June 2023	July 2023 ^P	Aug. 2023 ^P	Sept. 2023 ^P	Oct. 2023 ^P
Freight transportation arrangement - Continued								
Arrangement of freight and cargo n.e.c.....		488510-2	12/94	125.415	122.274	103.427	107.649	110.355
U.S. Postal Service.....	491		06/89	281.228	292.039	292.039	292.039	292.039
U.S. Postal Service.....	4911		06/89	281.228	292.039	292.039	292.039	292.039
U.S. Postal Service.....	49111		06/89	281.228	292.039	292.039	292.039	292.039
U.S. Postal Service.....	491110		06/89	281.228	292.039	292.039	292.039	292.039
Primary services.....		491110-P	06/89	281.228	292.039	292.039	292.039	292.039
Mailing services (market dominant services).....		491110-7	12/12	139.462	147.490	147.490	147.490	147.490
First class mail.....		491110-71	06/89	248.829	261.519	261.519	261.519	261.519
Retail letters.....		491110-711	12/12	139.838	146.346	146.346	146.346	146.346
Commercial letters.....		491110-712	12/12	133.618	141.369	141.369	141.369	141.369
Retail and commercial flats.....		491110-713	12/12	136.039	144.053	144.053	144.053	144.053
Other first class mail and fees.....		491110-714	12/12	159.165	162.808	162.808	162.808	162.808
Periodicals mail.....		491110-72	06/89	330.638	357.340	357.340	357.340	357.340
Outside county.....		491110-721	06/89	337.676	365.275	365.275	365.275	365.275
Other periodicals mail and fees.....		491110-722	12/12	131.976	139.998	139.998	139.998	139.998
Standard class mail.....		491110-73	06/89	317.670	338.571	338.571	338.571	338.571
High density and saturation flats and parcels.....		491110-731	12/12	123.767	127.501	127.501	127.501	127.501
Carrier route basic mail.....		491110-732	12/12	137.752	148.454	148.454	148.454	148.454
Bulk letters.....		491110-733	12/12	136.170	144.324	144.324	144.324	144.324
Bulk flats.....		491110-734	12/12	147.486	158.621	158.621	158.621	158.621
Other standard mail and fees.....		491110-735	12/12	178.596	198.808	198.808	198.808	198.808
Package services mail.....		491110-74	06/89	314.194	330.910	330.910	330.910	330.910
Special services and fees.....		491110-75	06/89	333.232	353.467	353.467	353.467	353.467
Shipping services (competitive services).....		491110-8	12/12	171.832	170.603	170.603	170.603	170.603
Domestic priority mail.....		491110-81	06/89	405.137	405.137	405.137	405.137	405.137
Other shipping services and shipping special services & fees.....		491110-82	12/12	194.467	192.075	192.075	192.075	192.075
Couriers and messengers.....	492		12/03	302.698	303.243	306.736	307.968	308.519
Couriers and express delivery services.....	4921		12/03	313.407	314.004	317.827	319.175	319.779
Couriers and express delivery services.....	49211		12/03	313.423	314.020	317.843	319.191	319.795
Couriers and express delivery services.....	492110		12/03	313.380	313.977	317.800	319.148	319.752
Primary services.....		492110-P	12/03	314.480	315.078	318.914	320.267	320.874
Standard courier services.....		492110-1	12/92	465.977	465.977	467.925	469.094	469.484
Expedited courier services.....		492110-2	12/87	466.803	469.295	481.754	485.275	487.095
Domestic expedited courier services.....		492110-201	12/98	426.339	428.624	440.027	443.267	444.628
International expedited courier services.....		492110-202	12/98	363.104	365.025	374.670	377.363	379.355
Local messengers and local delivery.....	4922		12/03	165.956	165.956	165.956	165.956	165.956
Local messengers and local delivery.....	49221		12/03	165.616	165.616	165.616	165.616	165.616
Local messengers and local delivery.....	492210		12/03	165.587	165.587	165.587	165.587	165.587
Primary services.....		492210-P	12/92	213.628	213.628	213.628	213.628	213.628
Local messengers and local delivery services.....		492210-1	12/92	213.628	213.628	213.628	213.628	213.628
Warehousing and storage.....	493		12/06	141.118	143.846	141.801	145.302	144.505
Warehousing and storage.....	4931		12/06	141.071	143.797	141.753	145.253	144.456
General warehousing and storage.....	49311		12/03	146.141	147.977	146.455	150.299	149.876
General warehousing and storage.....	493110		12/03	146.229	148.066	146.543	150.389	149.966
Primary services.....		493110-P	06/93	160.132	162.143	160.475	164.687	164.224
General warehousing and storage services.....		493110-1	06/93	160.132	162.143	160.475	164.687	164.224
Refrigerated warehousing and storage.....	49312		12/03	147.559	154.814	149.556	152.607	149.753
Refrigerated warehousing and storage.....	493120		12/91	162.161	170.134	164.355	167.708	164.572
Primary services.....		493120-P	12/91	162.442	170.428	164.640	167.998	164.857
Warehousing and storage of refrigerated goods.....		493120-2	12/91	162.627	170.623	164.827	168.190	165.045
Farm product warehousing and storage.....	49313		12/03	141.865	146.675	146.608	147.195	147.115
Farm product warehousing and storage.....	493130		12/92	164.946	170.538	170.460	171.142	171.049
Primary services.....		493130-P	12/92	163.231	169.013	169.013	169.790	169.790
Farm product warehousing and storage services.....		493130-1	12/92	163.231	169.013	169.013	169.790	169.790
Publishing industries.....	513		12/22	104.212	104.538	104.726	104.876	105.186
Newspaper, book, and directory publishers.....	5131		12/22	103.658	104.100	103.305	103.013	103.228
Newspaper publishers.....	51311		12/22	99.255	99.272	99.011	98.789	98.603
Newspaper publishers.....	513110		12/22	99.255	99.272	99.011	98.789	98.603
Primary services.....		513110-P	12/22	99.255	99.272	99.011	98.789	98.603

See footnotes at end of table.

Table 11. Producer price indexes for net output of selected industries and their products, not seasonally adjusted — Continued
 [October 2023]

Title ¹	Industry code	Product code	Index base	Unadjusted index ²				
				June 2023	July 2023 ^P	Aug. 2023 ^P	Sept. 2023 ^P	Oct. 2023 ^P
Newspaper publishers - Continued								
Newspaper publishing.....		513110-1	12/22	99.255	99.272	99.011	98.789	98.603
Newspaper publishing from print publishers.....		513110-11	12/79	598.566	598.665	597.094	595.754	594.634
Newspaper advertising sales.....		513110-111	09/15	88.026	88.026	87.240	86.556	85.945
Newspaper advertising sales, print only.....		513110-1111	09/15	85.253	85.253	84.328	83.524	82.806
Newspaper advertising sales, digital only and print and digital bundled.....		513110-1112	09/15	104.357	104.357	104.357	104.357	104.357
Newspaper subscription and single copy sales.....		513110-112	09/15	179.889	179.932	179.967	180.009	180.080
Newspaper subscriptions, print only.....		513110-1121	09/15	178.175	178.175	178.175	178.175	178.175
Newspaper subscriptions, online only and print and online bundled.....		513110-1122	09/15	197.755	198.319	198.776	199.325	200.253
Periodical publishers.....	51312		12/22	106.893	108.383	106.673	105.285	105.285
Periodical publishers.....	513120		12/22	106.857	108.332	106.639	105.264	105.264
Primary services.....		513120-P	12/22	103.192	103.192	103.192	103.192	103.192
Periodical publishing.....		513120-1	12/22	103.192	103.192	103.192	103.192	103.192
Periodical publishing from print publishers.....		513120-11	12/79	463.284	463.284	463.284	463.284	463.284
Periodicals, advertising sales.....		513120-111	12/14	109.846	109.846	109.846	109.846	109.846
Periodicals, subscriptions and single copy sales.....		513120-112	12/14	104.178	104.178	104.178	104.178	104.178
Specialized business and professional periodicals, subscriptions and single copy sales.....		513120-1121	12/79	580.511	580.511	580.511	580.511	580.511
General and consumer periodicals, subscriptions and single copy sales.....		513120-1122	12/06	100.339	100.339	100.339	100.339	100.339
Book publishers.....	51313		12/22	104.645	104.473	103.739	103.863	104.855
Book publishers.....	513130		12/22	104.610	104.440	103.711	103.834	104.819
Primary services.....		513130-P	12/22	105.187	104.995	104.175	104.314	105.422
Book publishing from print publishers.....		513130-1	12/80	553.735	552.728	548.409	549.142	554.972
Print book publishing.....		513130-101	09/15	134.124	133.880	132.834	133.012	134.424
General adult and juvenile book publishing.....		513130-1011	06/09	112.294	112.879	110.673	111.078	109.851
General adult book publishing.....		513130-10111	06/09	115.158	115.592	115.402	115.562	114.758
Juvenile book publishing.....		513130-10112	06/09	102.445	103.140	99.088	99.708	98.142
Textbook publishing, including teachers' editions and workbooks.....		513130-1012	12/80	914.274	901.994	892.500	898.626	946.825
College textbook publishing.....		513130-10121	12/80	970.541	923.492	887.121	910.589	910.589
Elementary and high school textbook publishing.....		513130-10122	12/02	203.649	203.649	203.649	203.649	218.500
Technical, scientific, and professional book publishing.....		513130-1013	12/80	924.080	924.080	924.080	924.080	924.080
General reference book publishing.....		513130-1014	12/80	217.148	217.148	218.651	215.332	219.616
Religious book publishing.....		513130-1015	12/80	261.642	259.293	260.227	260.350	261.167
Directory and mailing list publishers.....	51314		12/22	105.426	106.521	106.019	106.487	106.082
Directory and mailing list publishers.....	513140		12/22	105.416	106.514	106.010	106.480	106.074
Primary services.....		513140-P	12/22	105.200	106.350	105.822	106.314	105.889
Directory and mailing list publishing.....		513140-1	12/22	105.200	106.350	105.822	106.314	105.889
Directory and mailing list publishing from print publishers.....		513140-11	12/03	131.242	132.218	128.966	131.002	128.165
Directory and mailing list publishing from print - ad sales incl. phone directory listings.....		513140-111	09/84	293.846	293.846	293.846	293.938	293.938
Directory and mailing list publishing from print - subscription, content, and licensing sales.....		513140-112	01/08	154.635	156.556	150.155	154.130	148.545
Directory and mailing list publishing from Internet publishers.....		513140-12	12/22	104.688	105.941	106.032	106.184	106.308
Other publishers.....	51319		12/22	101.830	101.882	101.510	101.690	101.700
Greeting card publishers.....	513191		12/22	100.125	100.213	100.068	100.075	100.075
Primary services.....		513191-P	12/22	100.000	100.096	99.965	99.965	99.965
Greeting card publishing.....		513191-1	12/22	100.000	100.096	99.965	99.965	99.965
Greeting card publishing from print publishers.....		513191-101	12/85	242.525	242.758	242.441	242.441	242.441
All other publishers.....	513199		12/22	107.188	107.127	106.042	106.763	106.805
Primary services.....		513199-P	12/22	106.617	106.545	105.253	106.112	106.161
All other publishing including yearbooks, art prints, patterns, and trading cards.....		513199-1	12/22	106.617	106.545	105.253	106.112	106.161
All other publishing including yearbooks, art prints, patterns, and trading cards, from print.....		513199-11	12/03	133.537	133.446	131.828	132.904	132.965
Software publishers.....	5132		12/03	95.837	96.062	96.893	97.325	97.672
Software publishers.....	51321		12/03	95.837	96.062	96.893	97.325	97.672
Software publishers.....	513210		12/97	90.598	90.810	91.597	92.004	92.331
Primary services.....		513210-P	12/97	93.628	93.869	94.561	95.052	95.571
Software publishing, except games.....		513210-5	06/06	102.486	102.617	103.486	103.159	103.787
System & application software publishing, excluding maintenance, tech support & games.....		513210-505	05/22	102.369	102.011	102.829	102.452	103.182
System software publishing.....		513210-50501	05/22	104.849	106.022	107.417	105.458	107.173
Application software publishing.....		513210-50502	12/97	108.656	106.322	106.486	108.078	107.627
Desktop and portable device application software publishing.....		513210-505021	06/06	104.449	102.718	101.984	105.696	103.680
Other application software publishing.....		513210-505022	06/06	121.326	118.342	119.184	119.350	120.015
Software maintenance, technical support, and other services related to software publishing.....		513210-506	12/97	171.137	179.348	181.604	181.878	181.259

See footnotes at end of table.

Table 11. Producer price indexes for net output of selected industries and their products, not seasonally adjusted — Continued
 [October 2023]

Title ¹	Industry code	Product code	Index base	Unadjusted index ²				
				June 2023	July 2023 ^P	Aug. 2023 ^P	Sept. 2023 ^P	Oct. 2023 ^P
Software publishers - Continued								
Game software publishing.....		513210-7	12/13	82.674	84.423	83.745	94.176	93.927
Other receipts.....		513210-SM	12/97	64.552	64.549	65.961	65.756	—
Broadcasting, except Internet.....	516		12/03	123.727	120.299	114.248	113.264	116.016
Radio and television broadcasting.....	5161		06/01	101.153	97.768	98.792	98.355	100.749
Radio broadcasting.....	51611		12/03	97.436	93.551	95.715	96.931	96.418
Radio broadcasting stations.....	516110		06/88	176.005	168.986	172.895	175.093	174.166
Primary services.....		516110-P	06/88	176.544	169.371	173.364	175.612	174.662
Radio station services.....		516110-1	06/88	187.120	179.517	183.750	186.132	185.125
Radio station advertising sales.....		516110-101	06/88	179.244	170.525	175.379	178.111	176.957
Radio station advertising sales, local.....		516110-10101	12/95	133.661	127.925	132.565	130.513	130.888
Radio station advertising sales, national and regional.....		516110-10102	12/95	122.664	114.936	115.906	127.194	123.557
Other radio station services.....		516110-102	12/03	141.978	141.978	141.978	141.978	141.978
Other receipts.....		516110-SM	12/03	135.087	135.102	135.144	135.073	135.168
Television broadcasting.....	51612		12/03	95.072	92.079	92.694	91.772	94.927
Television broadcasting stations.....	516120		06/01	95.782	92.768	93.387	92.458	95.639
Primary services.....		516120-P	06/01	77.074	74.906	75.379	74.669	77.096
Television station advertising sales.....		516120-3	06/08	77.249	73.583	74.384	73.184	77.288
Other television station broadcasting services.....		516120-4	06/08	117.939	117.939	117.939	117.939	117.939
Other receipts.....		516120-SM	06/01	199.921	191.684	191.674	191.683	191.743
Cable and other subscription programming.....	5162		12/03	140.580	137.041	126.519	125.203	128.257
Cable and other subscription programming.....	51621		12/03	143.001	139.401	128.698	127.359	130.465
Media streaming dist svcs, social networks, and other media networks and content providers.....	516210		12/03	140.646	137.103	126.598	125.297	128.358
Primary services.....		516210-P	12/03	146.926	143.252	132.055	130.534	133.666
Cable networks.....		516210-1	12/03	139.286	137.357	118.112	115.075	121.802
Cable network advertising services.....		516210-11	06/93	169.590	166.913	139.875	135.661	144.994
Cable network programming services.....		516210-12	06/93	290.718	290.718	294.830	294.830	294.830
Radio network and national syndication services.....		516210-3	12/95	115.585	100.134	112.099	115.586	106.305
Telecommunications.....	517		12/03	108.457	108.404	108.929	108.279	108.056
Wired and wireless telecommunications carriers.....	5173		12/17	111.125	111.070	111.609	110.938	110.707
Wired and wireless telecommunications carriers.....	51731		12/17	111.125	111.070	111.609	110.938	110.707
Wired telecommunications carriers.....	517311		12/03	137.158	137.047	137.764	136.380	135.907
Primary products.....		517311-P	12/03	136.969	136.859	137.575	136.193	135.721
Local telephone service, except private lines.....		517311-1	12/03	152.240	152.220	152.572	152.524	152.229
Residence local telephone service.....		517311-111	12/03	167.970	167.962	168.858	169.020	169.010
Business and other local telephone service.....		517311-112	12/03	132.596	132.554	132.017	131.618	130.836
Public switched toll service.....		517311-2	12/03	135.139	136.927	136.337	136.835	136.179
Residence switched toll service.....		517311-21	12/03	207.849	207.248	207.998	210.200	211.010
Business switched toll and other toll service.....		517311-22	12/03	64.997	66.868	66.084	65.891	65.026
Private line telephone service.....		517311-3	12/03	98.644	99.278	102.355	102.317	102.510
All-distance telephone service.....		517311-4	12/11	140.592	142.889	143.100	143.183	143.585
Residential all-distance telephone service.....		517311-401	12/11	148.643	150.651	150.900	151.419	151.954
Business all-distance telephone service.....		517311-402	12/11	133.640	136.186	136.365	136.072	136.361
Video programming distribution.....		517311-5	12/03	186.431	186.022	186.539	186.444	186.682
Video programming subscriber services.....		517311-501	06/93	267.856	267.228	268.021	267.876	268.240
Advertising services.....		517311-502	06/93	115.499	115.499	115.499	115.499	115.499
Internet access services.....		517311-6	06/04	60.858	60.730	60.413	60.309	60.102
Residential Internet access services.....		517311-601	12/11	89.792	89.608	89.653	89.668	89.713
Business Internet access services.....		517311-602	12/11	99.825	99.601	97.659	97.022	95.712
Bundled access services.....		517311-7	12/11	128.900	128.464	129.765	126.610	125.755
Other wired telecommunications services.....		517311-9	12/03	105.075	105.075	105.075	105.075	105.075
Wireless telecommunications carriers.....	517312		06/99	44.327	44.326	44.515	44.515	44.514
Primary services.....		517312-P	06/99	43.810	43.809	43.997	43.996	43.995
Wireless telecommunications services.....		517312-1	06/99	43.810	43.809	43.997	43.996	43.995
Data processing and related services.....	5182		12/03	114.377	114.659	114.775	114.603	114.812
Data processing and related services.....	51821		12/03	114.377	114.659	114.775	114.603	114.812
Data processing, hosting and related services.....	518210		12/00	118.064	118.355	118.474	118.297	118.513
Primary services.....		518210-P	12/00	111.611	111.941	112.076	111.875	112.120
Business process management services.....		518210-1	12/00	104.652	104.652	104.652	104.745	104.745
Data management, information transformation, and related services.....		518210-4	12/00	105.582	105.641	105.641	105.641	105.641
Hosting, ASP, and other IT infrastructure provisioning services.....		518210-5	12/06	113.140	113.712	113.954	113.550	113.989
Other receipts.....		518210-SM	12/00	138.116	138.116	138.116	138.116	138.116

See footnotes at end of table.

Table 11. Producer price indexes for net output of selected industries and their products, not seasonally adjusted — Continued
[October 2023]

Title ¹	Industry code	Product code	Index base	Unadjusted index ²				
				June 2023	July 2023 ^P	Aug. 2023 ^P	Sept. 2023 ^P	Oct. 2023 ^P
Depository credit intermediation.....	5221		12/03	136.752	134.783	137.437	138.017	136.162
Commercial banking.....	52211		12/03	140.235	138.165	141.002	141.472	139.510
Commercial banking.....	522110		12/03	140.235	138.165	141.002	141.472	139.510
Primary services.....		522110-P	12/03	140.235	138.165	141.002	141.472	139.510
Loan services.....		522110-1	12/03	223.469	219.048	227.494	222.707	216.453
Residential real estate loans, except home equity.....		522110-101	12/03	81.901	81.210	82.209	85.950	85.005
Nonresidential real estate loans.....		522110-102	12/03	534.270	522.218	540.855	519.352	501.802
Home equity loans.....		522110-103	12/03	250.796	246.659	266.610	266.359	259.830
Commercial, industrial, and agricultural loans, except real estate.....		522110-105	12/03	229.557	226.121	235.584	230.947	223.310
New and used auto and truck loans.....		522110-106	12/03	78.059	73.593	81.401	73.613	70.629
Credit cards, overdraft credit, and related plans.....		522110-107	12/03	193.154	190.050	194.502	187.187	183.989
Other loan services.....		522110-108	12/03	113.859	109.682	112.089	110.126	109.598
Deposit services.....		522110-2	12/03	68.495	68.168	66.474	70.989	72.264
Demand deposits.....		522110-201	12/11	104.284	105.055	105.204	118.667	120.406
Time and other deposits.....		522110-202	12/11	145.413	143.057	135.892	136.856	139.828
Trust services.....		522110-3	12/03	100.558	100.531	105.708	105.732	105.642
Other banking services.....		522110-4	12/03	102.080	102.080	102.080	102.080	102.080
Savings institutions.....	52218		12/03	105.161	104.457	104.688	107.087	106.598
Savings institutions and other depository credit intermediation.....	522180		12/03	105.162	104.458	104.689	107.088	106.599
Primary services.....		522180-P	12/03	105.331	104.626	104.857	107.261	106.771
Loan services.....		522180-1	12/03	119.230	119.620	120.402	123.615	122.964
Residential real estate loans, except home equity.....		522180-101	12/03	85.951	88.785	87.185	89.497	87.010
Nonresidential real estate loans.....		522180-102	12/03	203.446	200.623	204.958	211.370	211.783
Home equity loans.....		522180-103	12/03	329.640	333.301	329.507	329.905	328.704
Commercial, industrial, and agricultural loans, except real estate.....		522180-105	12/03	288.432	288.811	291.340	296.613	298.053
New and used auto and truck loans.....		522180-106	12/03	103.458	103.196	106.761	110.932	109.466
Credit cards, overdraft credit, and related plans.....		522180-109	12/11	142.231	140.664	146.217	151.004	150.956
Other loan services.....		522180-111	12/03	97.108	98.581	95.207	98.547	97.739
Deposit services.....		522180-2	12/03	95.517	92.499	91.702	93.069	92.784
Demand deposits.....		522180-201	12/11	120.906	120.806	119.430	123.503	123.881
Time and other deposits.....		522180-202	12/11	120.951	115.931	115.040	116.017	115.417
Trusts and other banking services.....		522180-3	12/03	195.693	195.693	195.693	195.693	195.693
Security, commodity contracts and like activity.....	523		12/03	256.313	266.554	271.629	271.594	265.743
Securities and commodity contracts intermediation and brokerage.....	5231		06/00	211.516	213.034	218.110	220.014	218.595
Investment banking and securities intermediation.....	52315		12/22	111.704	112.507	115.187	116.193	115.443
Investment banking and securities intermediation.....	523150		12/22	111.704	112.507	115.187	116.193	115.443
Primary services.....		523150-P	12/22	111.704	112.507	115.187	116.193	115.443
Securities brokerage.....		523150-1	12/03	130.062	131.824	134.143	134.421	132.387
Brokerage services.....		523150-101	06/00	55.130	55.496	55.511	55.879	55.038
Brokerage services, equities and ETFs.....		523150-1011	06/00	46.797	47.577	47.597	48.444	46.394
Brokerage services, all other securities.....		523150-1012	06/00	74.505	74.526	74.539	74.495	74.711
Other securities related services including margin lending and mutual fund sales.....		523150-102	06/00	193.774	196.991	201.950	201.977	198.912
Investment banking and securities dealing.....		523150-2	12/03	449.476	450.719	463.428	469.609	469.375
Dealer transactions.....		523150-201	06/00	109.711	109.606	108.125	109.585	108.671
Dealer transactions, equity securities.....		523150-2011	06/05	118.906	120.293	122.050	125.207	125.122
Dealer transactions, debt securities and all other trading.....		523150-2012	06/00	131.449	129.223	122.735	122.279	119.915
Investment banking services.....		523150-202	06/00	260.164	261.564	266.600	276.814	275.816
Other securities dealing services.....		523150-203	12/03	2,476.952	2,484.938	2,625.404	2,621.660	2,636.016
Portfolio management and investment advice.....	52394		12/22	104.990	112.176	113.872	113.024	109.156
Portfolio management and investment advice.....	523940		12/22	104.990	112.176	113.872	113.024	109.156
Primary services.....		523940-P	12/22	104.990	112.176	113.872	113.024	109.156
Portfolio management.....		523940-1	06/02	311.261	333.373	340.116	338.188	328.236
Mutual fund and exchange traded fund management.....		523940-11	06/02	379.589	394.808	413.935	410.454	397.003
Management of equity funds.....		523940-1101	01/17	181.810	193.025	207.202	204.700	195.737
Management of bond funds.....		523940-1102	01/17	108.511	108.444	108.633	108.190	105.827
Management of other funds.....		523940-1103	01/17	111.189	111.700	111.910	112.103	112.001
Private portfolio management.....		523940-12	06/02	276.190	301.019	302.168	300.958	292.710
Management of equity private portfolios.....		523940-1201	01/17	138.816	157.497	158.293	157.393	151.073
Management of bond private portfolios.....		523940-1202	01/17	102.591	104.030	104.097	103.999	103.946
Management of other private portfolios.....		523940-1203	01/17	125.986	130.526	130.896	130.677	129.020
Investment advice.....		523940-2	06/02	236.137	248.720	244.946	240.450	225.058
Investment advisory services.....		523940-21	06/02	236.137	248.720	244.946	240.450	225.058
Insurance carriers and related activities.....	524		12/03	151.443	151.427	151.799	151.940	152.000
Insurance carriers.....	5241		12/03	152.167	152.164	152.549	152.691	152.755

See footnotes at end of table.

Table 11. Producer price indexes for net output of selected industries and their products, not seasonally adjusted — Continued
[October 2023]

Title ¹	Industry code	Product code	Index base	Unadjusted index ²				
				June 2023	July 2023 ^P	Aug. 2023 ^P	Sept. 2023 ^P	Oct. 2023 ^P
Direct life/health/medical insurance carriers.....	52411		12/03	155.141	155.039	155.469	155.391	155.509
Direct life insurance carriers.....	524113		12/98	117.877	117.624	117.623	117.263	117.282
Primary services.....		524113-P	12/98	117.663	117.410	117.410	117.050	117.069
Life insurance policies.....		524113-1	12/98	112.306	111.947	111.946	111.518	111.574
Individual life insurance policies.....		524113-101	12/98	120.012	119.520	119.520	119.520	119.505
Term life insurance policies.....		524113-10101	12/98	106.491	106.491	106.491	106.491	106.491
Whole life insurance policies.....		524113-10102	12/98	130.220	130.220	130.220	130.220	130.220
Universal life insurance policies.....		524113-10103	12/98	115.023	112.671	112.669	112.669	112.737
Variable-universal and other individual life insurance policies.....		524113-10105	12/17	103.102	103.206	103.206	103.206	103.108
Group life insurance policies.....		524113-102	12/98	93.457	93.491	93.491	91.727	92.004
Annuities.....		524113-2	12/98	150.539	151.252	151.245	151.219	150.787
Variable deferred annuities.....		524113-201	12/98	187.092	187.235	187.235	187.235	186.363
Fixed-rate deferred annuities.....		524113-202	12/98	115.801	117.385	117.368	117.368	117.368
Immediate annuities.....		524113-203	12/98	126.757	126.454	126.454	126.191	125.993
Disability insurance policies.....		524113-3	06/06	102.695	102.695	102.695	102.695	102.695
Direct health and medical insurance carriers.....	524114		12/02	199.463	199.452	200.231	200.339	200.538
Primary services.....		524114-P	12/02	202.662	202.650	203.441	203.551	203.753
Medical service plans.....		524114-1	12/02	211.861	211.849	212.677	212.792	213.004
Comprehensive medical service plans.....		524114-101	12/02	220.552	220.547	222.417	222.344	222.813
Group managed care medical service plans.....		524114-10101	12/02	218.204	218.192	218.059	218.212	219.202
Group fee-for-service medical service plans.....		524114-10102	12/02	192.717	192.717	206.710	206.710	206.710
Individual comprehensive medical service plans.....		524114-10103	12/02	336.483	336.483	336.575	336.040	336.040
Non-comprehensive medical service plans.....		524114-103	06/07	129.630	129.619	129.620	129.786	129.791
Dental service plans.....		524114-10301	12/02	136.883	137.148	137.156	137.348	137.401
Supplemental Medicare service plans.....		524114-10302	12/02	166.253	166.284	166.284	166.853	166.853
Other medical service plans.....		524114-10303	12/02	169.239	169.138	169.138	169.138	169.138
Indemnity health insurance plans.....		524114-2	12/02	114.170	114.170	114.188	114.188	114.188
Other direct insurance carriers.....	52412		12/98	171.874	172.116	172.473	173.177	173.126
Direct property and casualty insurers.....	524126		06/98	172.000	172.242	172.600	173.304	173.253
Primary services.....		524126-P	06/98	172.146	172.388	172.746	173.452	173.400
Private passenger auto insurance.....		524126-1	06/98	214.569	214.757	214.801	215.137	215.199
Homeowner's insurance.....		524126-2	06/98	228.437	229.025	229.407	232.107	232.241
Commercial auto insurance.....		524126-3	06/98	129.069	129.522	129.522	131.262	131.262
Non-auto liability insurance.....		524126-4	06/98	126.136	126.670	129.142	129.361	129.361
Medical malpractice insurance.....		524126-402	06/98	115.022	115.022	115.022	115.022	115.022
Product and other non-auto liability insurance.....		524126-403	06/98	128.501	129.131	132.049	132.307	132.307
Commercial multiple peril insurance.....		524126-5	06/98	152.096	151.759	151.793	156.037	156.037
Worker's compensation insurance.....		524126-6	06/98	90.574	90.543	90.543	88.065	88.065
Other property and casualty insurance.....		524126-7	12/03	121.297	121.572	121.572	121.541	120.835
Insurance agencies and brokerages.....	52421		12/03	114.348	113.934	113.934	113.934	113.899
Insurance agencies and brokerages.....	524210		12/02	118.395	117.967	117.967	117.967	117.930
Primary services.....		524210-P	12/02	119.202	118.751	118.751	118.751	118.712
Sale of property and casualty insurance.....		524210-1	12/02	120.608	119.897	119.897	119.897	119.854
Sale of personal property and casualty insurance.....		524210-101	06/09	117.656	117.724	117.724	117.724	117.724
Sale of private passenger auto insurance.....		524210-10101	12/02	122.065	122.157	122.157	122.157	122.157
Sale of homeowner's insurance.....		524210-10102	12/02	125.478	125.478	125.478	125.478	125.478
Sale of other personal property and casualty insurance.....		524210-10103	06/09	102.708	102.821	102.821	102.821	102.821
Sale of commercial property and casualty insurance.....		524210-102	12/02	120.906	119.381	119.381	119.381	119.293
Sale of life insurance and annuities.....		524210-2	12/02	107.007	107.007	107.007	107.007	107.006
Sale of health and medical insurance.....		524210-3	12/02	134.262	134.262	134.262	134.262	134.176
Sale of other insurance.....		524210-4	12/02	103.209	103.281	103.281	103.281	103.281
Lessors of nonresidential buildings (except miniwarehouses).....	53112		12/03	138.031	136.763	141.085	144.444	138.906
Lessors of nonresidential buildings.....	531120		12/95	161.485	160.002	165.059	168.989	162.509
Primary services.....		531120-P	12/95	156.922	155.481	160.394	164.213	157.917
Leasing of shopping centers and retail stores.....		531120-1	12/95	141.984	138.039	142.463	148.723	138.716
Leasing of professional and office buildings.....		531120-2	12/95	172.102	173.294	178.238	178.943	176.046
Leasing of manufacturing and industrial buildings.....		531120-3	12/95	139.971	140.344	140.651	140.253	141.162
Leasing of other nonresidential buildings and facilities.....		531120-7	12/02	153.316	151.601	160.730	167.735	159.488
Lessors of miniwarehouse and self storage units.....	53113		12/03	197.229	197.801	198.945	199.324	197.556
Miniwarehouse and self-storage unit operators.....	531130		12/03	197.217	197.789	198.934	199.312	197.544
Primary services.....		531130-P	06/93	299.822	300.691	302.431	303.007	300.319
Miniwarehouse and self-storage unit operation.....		531130-1	06/93	299.822	300.691	302.431	303.007	300.319
Offices of real estate agents and brokers.....	5312		12/03	188.142	189.425	192.246	192.767	192.982
Offices of real estate agents and brokers.....	53121		12/03	188.142	189.425	192.246	192.767	192.983

See footnotes at end of table.

Table 11. Producer price indexes for net output of selected industries and their products, not seasonally adjusted — Continued
[October 2023]

Title ¹	Industry code	Product code	Index base	Unadjusted index ²				
				June 2023	July 2023 ^P	Aug. 2023 ^P	Sept. 2023 ^P	Oct. 2023 ^P
Offices of real estate agents and brokers.....	531210		12/03	188.020	189.303	192.121	192.642	192.858
Primary services.....		531210-P	12/03	188.043	189.326	192.145	192.666	192.881
Real estate brokerage, residential property sales and leases.....		531210-1	12/95	261.812	264.427	269.043	269.936	270.470
Real estate brokerage, nonresidential property sales and leases including land sales and leases.....		531210-6	12/06	142.693	141.713	142.220	142.219	141.831
Real estate brokerage, nonresidential property sales including land sales.....		531210-601	12/09	159.515	157.875	158.731	158.716	158.056
Real estate brokerage, nonresidential property leases including land leases.....		531210-602	12/09	130.433	130.440	130.423	130.444	130.468
Real estate property managers.....	53131		12/03	128.389	130.378	130.866	131.120	132.291
Residential property managers.....	531311		12/03	139.676	140.853	141.022	140.276	138.830
Primary services.....		531311-P	12/03	141.732	142.927	143.098	142.342	140.875
Residential property management services.....		531311-1	12/95	148.051	149.299	149.478	148.688	147.155
Nonresidential property managers.....	531312		12/03	109.973	112.981	113.876	115.444	120.041
Primary services.....		531312-P	12/03	109.973	112.981	113.876	115.444	120.041
Nonresidential property management services.....		531312-1	12/95	122.104	125.443	126.437	128.178	133.283
Offices of real estate appraisers.....	531320		12/03	112.903	112.903	112.889	112.700	112.700
Primary services.....		531320-P	12/03	114.665	114.665	114.651	114.460	114.460
Real estate appraisal services.....		531320-1	12/95	122.558	122.558	122.543	122.338	122.338
Automotive equipment rental and leasing.....	5321		06/01	154.746	158.634	157.523	151.809	156.690
Passenger car rental and leasing.....	53211		12/03	140.025	145.694	144.697	136.306	143.204
Passenger car rental.....	532111		12/91	205.525	213.845	212.383	200.065	210.191
Primary services.....		532111-P	12/91	204.473	212.751	211.296	199.041	209.115
Standard passenger car rental.....		532111-2	12/91	193.725	204.371	202.355	186.870	199.353
Passenger car rental for business travel.....		532111-211	12/98	103.306	99.502	100.096	95.982	96.670
Passenger car rental for leisure travel.....		532111-221	12/98	191.039	208.061	204.925	186.803	203.220
Replacement passenger car rental.....		532111-3	12/91	271.669	270.839	271.957	271.666	272.646
Truck, utility trailer and RV rental and leasing.....	53212		12/03	142.380	141.664	140.624	141.796	141.335
Truck, utility trailer, and RV rental and leasing.....	532120		06/91	163.431	162.612	161.417	162.761	162.232
Primary services.....		532120-P	06/91	160.226	158.919	158.009	159.498	158.956
Rental of trucks, truck trailers, RVs.....		532120-1	06/91	169.620	166.891	165.580	165.257	163.752
Leasing of trucks, truck trailers, and RVs.....		532120-4	06/91	146.397	145.953	145.315	147.734	147.757
Other receipts.....		532120-SM	06/91	177.178	180.902	177.217	177.105	176.743
Other heavy machinery rental and leasing.....	532412		12/03	138.388	138.550	138.267	138.509	138.795
Primary services.....		532412-P	12/03	120.852	121.024	120.723	120.980	121.284
Construction equipment rental and leasing.....		532412-1	12/03	130.932	131.196	130.734	131.128	131.595
Oilfield and well drilling equipment rental and leasing.....		532412-2	12/03	99.554	99.554	99.554	99.554	99.554
Other receipts.....		532412-SM	12/03	211.915	211.915	211.915	211.915	211.915
Legal services.....	5411		12/96	270.421	271.917	271.576	271.549	273.602
Offices of lawyers.....	54111		12/96	270.421	271.917	271.576	271.549	273.602
Offices of lawyers.....	541110		12/96	270.421	271.917	271.576	271.549	273.602
Primary services.....		541110-P	12/96	269.593	271.084	270.744	270.717	272.764
Labor and employment legal services.....		541110-A	12/14	125.155	127.058	128.188	128.209	130.237
Other legal services.....		541110-C	12/14	121.054	121.054	121.054	121.054	121.054
Real estate legal services.....		541110-2	12/96	260.048	260.656	261.435	261.435	264.469
Civil negligence legal services.....		541110-3	12/96	207.310	207.121	207.532	207.718	208.370
Defendant representation.....		541110-301	12/96	261.454	261.042	261.397	261.160	262.582
Plaintiff representation.....		541110-302	12/96	145.153	145.153	145.564	146.053	146.053
Wills, estate planning, and probate.....		541110-6	12/96	245.708	245.708	245.708	245.708	245.708
Business and commercial legal services.....		541110-9	12/14	155.063	156.577	155.797	155.719	157.412
Tax legal services.....		541110-901	12/14	177.217	177.044	177.044	177.044	177.071
Intellectual property legal services.....		541110-902	12/14	148.783	152.818	149.795	149.795	152.214
Bankruptcy and other business and commercial legal services.....		541110-903	12/14	154.982	156.042	155.705	155.607	157.233
Offices of certified public accountants.....	541211		12/03	139.059	141.523	142.298	142.629	142.382
Primary services.....		541211-P	12/03	142.472	145.363	146.221	146.586	146.301
Other accounting services.....		541211-A	12/08	114.226	115.000	115.655	116.450	116.421
Financial auditing.....		541211-4	06/95	174.971	182.269	183.834	184.032	183.097
Tax preparation and planning.....		541211-5	06/95	186.997	187.481	188.050	188.519	188.674
Bookkeeping and compilation.....		541211-9	12/08	139.469	140.850	141.439	141.739	141.748
Other accounting services.....	541219		12/03	150.102	151.587	156.506	155.649	155.649
Primary services.....		541219-P	12/03	150.255	151.741	156.666	155.808	155.808
Other accounting services (non-CPA firms).....		541219-1	12/03	150.255	151.741	156.666	155.808	155.808
Architectural, engineering and related services.....	5413		12/96	188.960	189.180	189.137	189.137	190.784
Architectural services.....	54131		12/03	125.682	125.941	125.844	125.844	126.641
Architectural services.....	541310		12/96	151.762	152.074	151.957	151.957	152.920

See footnotes at end of table.

Table 11. Producer price indexes for net output of selected industries and their products, not seasonally adjusted — Continued
 [October 2023]

Title ¹	Industry code	Product code	Index base	Unadjusted index ²				
				June 2023	July 2023 ^P	Aug. 2023 ^P	Sept. 2023 ^P	Oct. 2023 ^P
Architectural services - Continued								
Primary services.....		541310-P	12/96	155.122	155.478	155.344	155.344	156.443
Residential building projects.....		541310-1	12/96	175.741	175.741	175.726	175.726	175.211
Nonresidential building projects.....		541310-7	12/10	113.002	113.183	113.053	113.053	114.239
Commercial and industrial building projects.....		541310-71	09/19	104.104	104.153	104.203	104.203	105.985
Institutional building projects.....		541310-72	09/19	107.597	107.881	107.612	107.612	108.389
Other architectural services, incl. historic restoration & architectural consulting services.....		541310-8	12/10	142.963	146.292	146.292	146.292	146.292
Engineering services.....	54133		12/03	155.529	155.688	155.666	155.666	157.081
Engineering services.....	541330		12/96	196.344	196.545	196.517	196.517	198.305
Primary services.....		541330-P	12/96	198.169	198.389	198.380	198.380	200.335
Building related engineering projects.....		541330-1	12/96	176.077	176.407	176.403	176.403	179.586
Residential building engineering projects.....		541330-101	12/09	108.526	108.526	108.526	108.526	108.526
Commercial, public, and institutional building engineering projects.....		541330-102	12/09	133.680	133.683	133.674	133.674	133.718
Industrial and manufacturing plant and process engineering projects.....		541330-103	12/09	123.646	124.041	124.041	124.041	127.856
Non-building related engineering projects.....		541330-2	12/96	211.930	212.064	212.051	212.051	213.040
Transportation engineering projects.....		541330-201	12/09	135.243	135.284	135.252	135.252	136.340
Highway and roadway engineering projects.....		541330-20101	12/09	130.210	130.163	130.133	130.133	131.556
Other transportation engineering projects, including mass transit engineering projects.....		541330-20102	12/09	142.472	142.666	142.632	142.632	143.126
Municipal utility and power generation and distribution engineering projects.....		541330-202	12/09	143.814	144.158	144.158	144.158	145.067
All other non-building related engineering projects.....		541330-203	12/09	154.004	154.013	154.013	154.013	154.337
Other receipts.....		541330-SM	12/96	179.997	180.010	179.815	179.815	180.065
Management and technical consulting services.....	5416		06/06	132.016	131.071	131.161	131.202	131.707
Management consulting services.....	54161		06/06	132.017	131.072	131.162	131.202	131.707
Management consulting services.....	541610		06/06	132.617	131.275	131.417	131.468	131.852
Primary services.....		541610-P	06/06	133.274	131.581	131.767	131.828	132.106
Administrative and general management consulting services.....		541610-1	06/06	155.041	151.656	151.681	151.727	151.887
Marketing consulting services.....		541610-3	06/06	67.427	67.388	67.389	67.391	67.394
Process, physical distribution and logistics consulting services.....		541610-4	06/06	116.702	117.951	119.731	120.009	120.612
Human resources consulting services.....		541610-5	06/06	116.413	116.591	116.721	116.849	118.652
Advertising agencies.....	54181		12/03	124.164	124.124	124.115	124.144	124.093
Advertising agencies.....	541810		06/95	150.514	150.466	150.455	150.490	150.428
Primary services.....		541810-P	06/95	153.525	153.471	153.460	153.497	153.430
Advertising agency services.....		541810-4	09/21	109.550	109.512	109.503	109.530	109.482
Advertising creative services billed separately.....		541810-401	06/95	142.072	142.072	142.072	142.505	142.505
Advertising placement services, including bundled placement and creative services.....		541810-402	06/95	163.886	163.800	163.781	163.653	163.544
Other advertising services billed separately.....		541810-403	12/08	102.598	102.598	102.598	102.598	102.598
Employment services.....	5613		12/96	160.267	160.450	159.925	158.839	158.990
Employee leasing services.....	56133		12/03	130.804	130.804	130.804	130.804	130.883
Professional employer organizations.....	561330		12/03	130.804	130.804	130.804	130.804	130.883
Primary services.....		561330-P	06/94	169.183	169.183	169.183	169.183	169.285
Co-employment staffing.....		561330-1	06/94	169.183	169.183	169.183	169.183	169.285
Staffing services (except PEOs).....	56138		12/10	136.544	136.819	136.032	134.404	134.568
Staffing services (except PEOs).....	561380		12/10	136.533	136.808	136.021	134.393	134.557
Primary services.....		561380-P	12/10	137.322	137.601	136.801	135.133	135.300
Temporary help services.....		561380-1	06/94	180.097	180.179	179.035	176.483	176.947
Temporary help services, office and clerical.....		561380-101	06/94	189.089	189.286	190.286	190.666	191.334
Temporary help services, light and heavy industrial.....		561380-102	06/94	184.160	184.618	184.617	184.548	184.448
Temporary help services, technical and professional.....		561380-103	06/94	101.477	101.558	101.193	101.440	102.405
Temporary help services, medical.....		561380-104	06/94	208.324	206.611	196.513	177.038	173.331
Temporary help services, other.....		561380-105	06/94	183.618	184.024	183.911	178.184	180.255
Employment placement services.....		561380-2	12/03	141.366	144.541	142.956	143.530	142.968
Executive search services.....		561380-3	12/06	104.907	105.268	108.163	109.913	106.394
Travel agencies.....	56151		12/03	104.081	104.673	106.470	106.810	106.417
Travel agencies.....	561510		12/89	116.610	117.274	119.291	119.669	119.228
Primary services.....		561510-P	12/89	115.320	116.304	119.293	118.756	118.104
Flight bookings.....		561510-1	12/89	91.454	93.123	93.650	93.108	91.654
Domestic flight bookings.....		561510-111	12/89	83.394	84.330	84.247	84.593	84.300
International flight bookings.....		561510-112	12/89	71.760	73.434	74.197	73.249	71.467
Other travel agency services, except flight bookings.....		561510-2	12/89	169.332	169.753	176.269	175.615	175.737
Hotel and car rental bookings.....		561510-211	12/89	177.819	175.915	176.574	176.245	174.913
Hotel bookings.....		561510-2111	12/11	105.308	104.168	104.554	104.360	103.589
Car rental bookings.....		561510-2112	12/11	104.379	105.895	107.086	106.775	102.019

See footnotes at end of table.

Table 11. Producer price indexes for net output of selected industries and their products, not seasonally adjusted — Continued
 [October 2023]

Title ¹	Industry code	Product code	Index base	Unadjusted index ²				
				June 2023	July 2023 ^P	Aug. 2023 ^P	Sept. 2023 ^P	Oct. 2023 ^P
Travel agencies - Continued								
Cruise and tour bookings.....		561510-222	06/02	109.723	111.445	112.454	111.992	112.842
Cruise bookings.....		561510-2221	12/11	111.748	114.816	116.815	116.985	118.622
Packaged tour bookings.....		561510-2222	12/11	94.987	91.532	88.747	85.931	83.763
All other travel agency services.....		561510-233	06/02	126.121	126.121	135.737	135.154	135.154
Security guards and patrol services.....	561612		12/04	157.291	157.562	161.668	161.474	162.779
Primary services.....		561612-P	12/04	157.100	157.372	161.472	161.278	162.582
Security guard services.....		561612-1	12/04	157.100	157.372	161.472	161.278	162.582
Janitorial services.....	56172		12/03	137.661	137.585	137.581	134.149	134.006
Janitorial services.....	561720		12/94	162.844	162.753	162.748	158.689	158.520
Primary services.....		561720-P	12/94	163.929	163.834	163.829	159.572	159.396
Janitorial cleaning services.....		561720-5	12/94	163.929	163.834	163.829	159.572	159.396
Nonresidential cleaning services.....		561720-51	06/03	136.070	135.984	135.979	132.136	131.977
Residential cleaning services.....		561720-52	06/03	166.937	166.937	166.937	166.937	166.937
Waste collection.....	5621		12/03	182.290	182.329	184.454	185.942	185.985
Waste collection.....	56211		12/03	182.291	182.330	184.455	185.943	185.986
Solid waste collection.....	562111		12/03	182.308	182.349	184.472	185.960	186.003
Primary services.....		562111-P	06/93	252.125	251.906	255.216	257.367	257.418
Solid waste collection services.....		562111-2	06/93	252.125	251.906	255.216	257.367	257.418
Offices of physicians.....	6211		12/96	143.786	144.126	144.137	144.149	144.282
Offices of physicians.....	62111		12/96	143.786	144.126	144.137	144.149	144.282
Offices of physicians, except mental health.....	621111		12/93	154.953	155.320	155.332	155.345	155.488
Primary services.....		621111-P	12/93	155.615	155.993	156.005	156.018	156.165
One and two physician practices and single specialty group practices.....		621111-4	12/93	148.919	149.073	149.073	149.073	149.158
General/family practice.....		621111-411	12/93	165.661	165.828	165.828	165.828	166.471
Internal medicine.....		621111-412	12/99	131.610	132.131	132.131	132.131	132.131
General surgery and other surgical specialties.....		621111-413	12/99	116.928	116.920	116.920	116.920	116.727
Pediatrics.....		621111-414	12/93	248.738	248.686	248.686	248.686	249.130
Obstetrics/gynecology.....		621111-415	12/93	149.239	149.239	149.237	149.237	149.237
Other specialty.....		621111-419	12/99	127.454	127.454	127.454	127.454	127.456
Multispecialty group practice.....		621111-5	12/93	183.535	184.526	184.572	184.622	184.941
Offices of dentists.....	6212		06/10	130.876	130.876	131.513	131.513	131.462
Offices of dentists.....	62121		06/10	130.876	130.876	131.513	131.513	131.462
Offices of dentists.....	621210		06/10	130.879	130.879	131.515	131.515	131.465
Primary services.....		621210-P	06/10	131.066	131.066	131.708	131.708	131.657
Dental visits and consultations.....		621210-1	06/10	142.032	142.032	143.486	143.486	143.356
Private insurance patients: dental visits and consultations.....		621210-11	06/14	131.135	131.135	132.387	132.387	132.280
Medicare, Medicaid and all other patients: dental visits and consultations.....		621210-12	06/14	128.702	128.702	130.149	130.149	130.013
Dental surgical intervention services.....		621210-2	06/10	117.588	117.588	117.588	117.588	117.588
Private insurance patients: dental surgical intervention services.....		621210-21	06/14	114.204	114.204	114.204	114.204	114.204
Medicare, Medicaid and all other patients: dental surgical intervention services.....		621210-22	06/14	112.477	112.477	112.477	112.477	112.477
Dental non-surgical intervention services.....		621210-3	06/10	128.299	128.299	128.612	128.612	128.596
Private insurance patients: dental non-surgical intervention services.....		621210-31	06/14	113.276	113.276	113.461	113.461	113.449
Medicare, Medicaid and all other patients: dental non-surgical intervention services.....		621210-32	06/14	128.798	128.798	129.237	129.237	129.219
Medical and diagnostic laboratories.....	6215		12/03	103.740	103.808	103.898	103.942	103.942
Medical and diagnostic laboratories.....	62151		12/03	103.740	103.808	103.898	103.942	103.942
Medical laboratories.....	621511		12/03	100.847	100.817	100.951	101.016	101.016
Primary services.....		621511-P	06/94	119.974	119.938	120.098	120.175	120.175
Medical laboratory services.....		621511-2	06/94	119.974	119.938	120.098	120.175	120.175
Medicare patients.....		621511-23	06/14	79.423	79.423	79.423	79.423	79.423
Medicaid patients.....		621511-24	06/14	95.625	95.625	95.625	95.625	95.625
Private insurance patients.....		621511-25	06/14	98.123	98.070	98.302	98.413	98.413
All other patients.....		621511-26	06/14	103.207	103.207	103.207	103.207	103.207
Diagnostic imaging centers.....	621512		12/03	107.728	107.989	107.989	107.989	107.989
Primary services.....		621512-P	06/94	113.038	113.312	113.312	113.312	113.312
Diagnostic imaging services.....		621512-4	06/94	113.038	113.312	113.312	113.312	113.312
Medicare and Medicaid patients.....		621512-41	06/14	91.903	91.903	91.903	91.903	91.903
Private insurance and all other patients.....		621512-42	06/14	104.575	104.908	104.908	104.908	104.908
Home health care services.....	6216		12/96	160.917	161.426	162.477	163.201	163.834
Home health care services.....	62161		12/96	160.917	161.426	162.477	163.201	163.834
Home health care services.....	621610		12/96	160.985	161.496	162.547	163.272	163.904

See footnotes at end of table.

Table 11. Producer price indexes for net output of selected industries and their products, not seasonally adjusted — Continued
 [October 2023]

Title ¹	Industry code	Product code	Index base	Unadjusted index ²				
				June 2023	July 2023 ^P	Aug. 2023 ^P	Sept. 2023 ^P	Oct. 2023 ^P
Home health care services - Continued								
Primary services.....		621610-P	12/96	155.117	155.643	156.634	157.381	157.932
Medicare and Medicaid patients.....		621610-3	12/03	130.530	131.155	131.934	132.648	133.304
Medicare patients.....		621610-31	12/96	138.359	138.359	138.359	138.359	139.860
Medicaid patients.....		621610-32	12/03	143.338	144.545	146.045	147.423	147.513
Private insurance and all other patients.....		621610-4	12/03	153.986	153.984	155.129	155.625	155.625
Private insurance patients.....		621610-41	06/14	109.336	109.336	109.336	112.770	112.770
All other patients.....		621610-42	06/14	153.972	153.970	155.246	155.246	155.246
Other receipts.....		621610-SM	12/96	294.995	294.995	297.508	297.508	300.266
All other ambulatory health care services.....	62199		06/06	131.905	132.657	132.789	131.862	132.165
Blood and organ banks.....								
	621991		06/06	131.899	132.652	132.783	131.856	132.159
Primary services.....		621991-P	06/06	130.448	131.196	131.251	130.316	130.605
Human blood services.....		621991-1	06/06	117.244	118.155	118.304	117.075	117.086
Human red blood and whole blood services.....		621991-12	06/06	114.184	114.804	115.250	115.431	115.657
Human blood plasma services.....		621991-13	06/06	116.737	118.006	117.906	115.071	114.784
Human blood platelet and other blood services.....		621991-14	06/06	132.682	133.172	133.416	133.965	134.445
Human organ, bone, tissue, and other bank services.....		621991-2	06/06	185.642	185.876	185.607	185.631	186.902
Other receipts.....		621991-SM	06/06	149.736	150.380	154.338	154.186	155.110
Hospitals.....	622		12/92	228.517	229.515	229.511	229.838	232.447
General medical and surgical hospitals.....	6221		12/03	166.209	166.926	166.963	167.212	168.969
General medical and surgical hospitals.....	62211		12/03	166.181	166.898	166.936	167.184	168.941
General medical and surgical hospitals.....	622110		12/92	229.393	230.382	230.434	230.777	233.202
Primary services.....		622110-P	12/92	236.964	238.044	238.101	238.476	241.125
Certain infectious and parasitic diseases.....		622110-201	06/08	132.252	132.362	132.362	132.362	133.692
Neoplasms.....		622110-202	12/17	127.467	127.467	126.789	128.528	130.469
Diseases of the blood & blood-forming organs & certain disorders involving the immune mechanism.....		622110-203	12/17	128.300	128.310	128.310	128.310	130.802
Endocrine, nutritional and metabolic diseases.....		622110-204	12/17	108.411	105.678	107.223	107.223	106.137
Mental and behavioural disorders.....		622110-205	12/17	134.942	136.072	135.236	135.236	135.593
Diseases of the nervous system.....		622110-206	12/17	111.173	111.369	111.829	111.829	112.626
Diseases of the circulatory system.....		622110-209	06/08	134.036	134.592	134.688	134.688	137.300
Diseases of the respiratory system.....		622110-210	12/17	111.985	117.866	117.977	117.977	120.348
Diseases of the digestive system.....		622110-211	06/08	150.498	151.215	151.346	151.702	153.725
Diseases of the skin and subcutaneous tissue.....		622110-212	06/08	118.918	118.884	118.848	118.848	120.998
Diseases of the musculoskeletal system and connective tissue.....		622110-213	06/08	150.778	151.436	151.391	151.393	153.548
Diseases of the genitourinary system.....		622110-214	12/17	109.819	109.819	110.235	110.235	110.893
Pregnancy, childbirth and the puerperium.....		622110-215	06/08	175.044	176.974	176.363	176.833	177.518
Certain conditions originating in the perinatal period.....		622110-216	06/08	148.421	152.524	152.340	152.340	155.745
Symptoms, signs and abnormal clinical and laboratory findings, not elsewhere classified.....		622110-218	12/17	120.723	120.525	120.434	120.434	120.631
Injury, poisoning and certain other consequences of external causes.....		622110-219	12/17	112.059	112.014	112.014	112.743	113.892
Factors influencing health status and contact with health services.....		622110-221	12/17	117.293	116.754	116.847	116.847	117.813
Other diseases.....		622110-223	12/17	114.614	115.970	115.531	115.531	115.287
Psychiatric and substance abuse hospitals.....	6222		12/03	172.193	172.938	172.754	172.754	172.754
Psychiatric and substance abuse hospitals.....	62221		12/03	172.193	172.938	172.754	172.754	172.754
Psychiatric and substance abuse hospitals.....	622210		12/92	202.855	203.732	203.515	203.515	203.515
Primary services.....		622210-P	12/92	202.845	203.722	203.505	203.505	203.505
Psychiatric hospitals.....		622210-3	12/92	209.781	210.949	210.660	210.660	210.660
Medicare patients: psychiatric hospitals.....		622210-31	06/14	121.973	122.416	122.416	122.416	122.416
Medicaid patients: psychiatric hospitals.....		622210-32	06/14	160.678	162.228	161.744	161.744	161.744
Private insurance and all other patients: psychiatric hospitals.....		622210-33	06/14	130.758	131.301	131.185	131.185	131.185
Other specialty hospitals.....	6223		12/03	164.313	165.251	164.373	164.480	170.937
Other specialty hospitals.....	62231		12/03	164.313	165.251	164.373	164.480	170.937
Other specialty hospitals.....	622310		12/92	246.311	247.718	246.401	246.562	256.251
Primary services.....		622310-P	12/92	282.191	283.990	282.306	282.513	294.896
Specialty, except psychiatric and substance abuse, hospitals.....		622310-6	12/92	282.191	283.990	282.306	282.513	294.896
Medicare patients.....		622310-61	06/14	116.442	115.893	115.884	116.017	118.272
Medicaid patients.....		622310-62	06/14	109.315	109.934	108.803	106.640	141.083
Private insurance and all other patients.....		622310-63	06/14	107.257	108.740	107.768	108.216	109.388
Nursing care facilities.....	6231		12/03	174.681	177.721	178.327	177.862	179.862
Nursing care facilities.....	62311		12/03	174.681	177.721	178.327	177.862	179.862
Nursing care facilities.....	623110		12/94	265.014	269.626	270.545	269.839	272.874
Primary services.....		623110-P	12/94	266.475	271.352	272.323	271.614	274.668
Medicare and Medicaid patients.....		623110-1	12/94	253.608	259.543	260.397	259.126	263.868

See footnotes at end of table.

Table 11. Producer price indexes for net output of selected industries and their products, not seasonally adjusted — Continued
 [October 2023]

Title ¹	Industry code	Product code	Index base	Unadjusted index ²				
				June 2023	July 2023 ^P	Aug. 2023 ^P	Sept. 2023 ^P	Oct. 2023 ^P
Nursing care facilities - Continued								
Medicaid patients.....		623110-101	06/12	144.170	149.651	150.439	149.265	150.069
Medicare patients.....		623110-102	06/12	119.293	119.293	119.293	119.295	124.032
Private insurance and all other patients.....		623110-3	12/94	287.676	291.123	292.272	292.341	293.062
Private insurance patients.....		623110-301	06/14	106.407	107.330	107.330	107.330	107.330
All other patients.....		623110-302	06/14	135.051	136.761	137.411	137.450	137.858
Residential developmental disability homes.....	62321		12/03	223.446	228.701	228.697	228.908	230.639
Residential developmental disability homes.....	623210		12/03	223.438	228.693	228.688	228.899	230.630
Primary services.....		623210-P	12/03	222.426	228.485	228.479	228.722	228.740
Residential intellectual and developmental disability services.....		623210-1	12/03	222.426	228.485	228.479	228.722	228.740
Medicaid patients.....		623210-11	06/14	144.128	147.572	147.567	147.765	147.779
Non-Medicaid patients.....		623210-12	06/14	150.622	156.714	156.714	156.714	156.714
Amusement and theme parks.....	7131		06/06	210.550	212.511	203.054	203.317	216.188
Amusement and theme parks.....	71311		06/06	210.223	212.181	202.738	203.001	215.852
Amusement and theme parks.....	713110		06/06	210.211	212.169	202.724	202.987	215.837
Primary services.....		713110-P	06/06	205.897	207.875	197.971	198.149	210.807
Amusement and theme park admissions.....		713110-1	06/06	220.946	224.010	208.871	209.348	228.103
Amusement and theme park food and beverage sales.....		713110-2	06/06	209.172	208.599	208.599	208.599	208.599
Amusement and theme park merchandise sales, games, and other services.....		713110-3	06/06	130.770	132.785	132.063	130.005	136.929
Other receipts.....		713110-SM	06/06	263.950	265.236	266.286	268.185	282.904
Golf courses and country clubs.....	71391		12/05	157.254	157.556	157.753	157.730	157.825
Golf courses and country clubs.....	713910		12/05	157.255	157.557	157.754	157.732	157.826
Primary services.....		713910-P	12/05	157.227	157.544	157.752	157.728	157.825
Membership dues and fees.....		713910-1	12/05	172.015	172.601	172.601	172.554	172.554
Greens and guest fees.....		713910-2	12/05	121.991	122.093	121.901	121.901	122.279
Food and beverage sales.....		713910-3	12/05	175.639	175.639	176.883	176.883	176.883
Equipment rentals and all other golf services.....		713910-4	12/05	136.398	136.398	136.398	136.398	136.398
Fitness and recreational sports centers.....	71394		12/04	116.700	116.970	117.049	117.061	117.261
Fitness and recreational sports centers.....	713940		12/04	116.703	116.972	117.051	117.063	117.263
Primary services.....		713940-P	12/04	112.366	112.660	112.660	112.673	112.892
Fitness and recreational facility memberships.....		713940-1	12/04	101.773	101.811	101.811	101.828	102.112
Recreational facility admissions, classes, and other fitness center services.....		713940-2	12/04	148.317	149.479	149.479	149.479	149.479
Other receipts.....		713940-SM	12/04	133.909	133.909	134.673	134.673	134.673
Accommodation.....	721		12/96	201.789	201.750	196.928	197.887	195.717
Accommodation.....	7211		12/96	201.789	201.750	196.928	197.887	195.717
Hotels (exc casino hotels) and motels.....	72111		12/03	181.396	181.906	175.829	175.608	175.493
Hotels and motels, except casino hotels.....	721110		12/03	181.413	181.924	175.843	175.621	175.507
Primary services.....		721110-P	12/03	184.181	184.718	178.411	178.132	178.072
Guestroom rental.....		721110-1	12/03	191.525	192.098	183.709	183.396	183.213
Limited service hotels and motels guestroom rental.....		721110-101	06/93	208.981	214.402	212.887	205.398	203.357
Full service hotels and motels guestroom rental.....		721110-102	06/93	306.707	291.482	278.936	292.235	295.795
Luxury and resort hotels guestroom rental.....		721110-103	06/93	271.079	288.164	269.571	257.465	253.834
Hotel and motel food and beverage and related services.....		721110-2	12/03	154.127	154.806	155.489	155.445	156.097
Hotel and motel food and nonalcoholic beverage and related services.....		721110-201	12/03	150.428	151.260	152.031	151.547	152.278
Hotel and motel alcoholic beverage and related services.....		721110-202	12/03	173.504	173.428	173.677	175.817	176.087
Other hotel and motel services.....		721110-5	12/10	157.600	157.210	159.825	159.357	158.968
Other receipts.....		721110-SM1	12/10	173.408	172.428	177.763	182.074	177.270
Casino hotels.....	72112		12/03	131.392	130.117	130.973	134.079	128.459
Casino hotels.....	721120		12/03	131.372	130.097	130.952	134.058	128.439
Primary services.....		721120-P	12/03	132.894	131.584	132.443	135.603	129.916
Casino hotel guestroom rental.....		721120-1	06/01	150.155	146.866	155.590	171.798	129.422
Casino hotel food and beverage and related services.....		721120-2	12/03	215.315	215.892	215.906	215.906	215.713
Casino hotel food and nonalcoholic beverage and related services.....		721120-201	12/03	192.261	193.040	193.063	193.063	192.801
Casino hotel alcoholic beverage and related services.....		721120-202	12/03	281.522	281.475	281.461	281.461	281.482
Casino gaming receipts.....		721120-5	06/01	114.001	112.854	112.023	112.669	114.605
Other casino hotel services.....		721120-6	06/11	108.346	108.346	108.346	108.346	108.346
Other receipts.....		721120-SM1	06/11	132.289	132.999	134.450	135.831	130.442
Commercial machinery repair and maintenance.....	8113		06/06	185.983	188.130	188.132	191.577	191.578
Commercial machinery repair and maintenance.....	81131		06/06	186.004	188.152	188.154	191.599	191.600
Commercial machinery repair and maintenance.....	811310		06/06	185.936	188.082	188.084	191.528	191.529
Primary services.....		811310-P	06/06	168.410	170.372	170.372	173.548	173.548
Maintenance and repair services for agricultural, construction, and mining machinery.....		811310-5	12/13	168.580	168.580	168.580	170.248	170.248

See footnotes at end of table.

Table 11. Producer price indexes for net output of selected industries and their products, not seasonally adjusted — Continued
 [October 2023]

Title ¹	Industry code	Product code	Index base	Unadjusted index ²				
				June 2023	July 2023 ^p	Aug. 2023 ^p	Sept. 2023 ^p	Oct. 2023 ^p
Commercial machinery repair and maintenance - Continued								
Maintenance and repair services for commercial and service industry machinery...		811310-6	12/13	137.338	143.959	143.959	149.009	149.009
Maintenance and repair services for industrial machinery.....		811310-7	12/13	122.530	122.530	122.530	124.915	124.915
Maintenance and repair services for general purpose machinery.....		811310-8	12/13	139.151	139.151	139.151	139.151	139.151
Special indexes								
New nonresidential building construction by contractor type/region.....	236400		02/14	162.419	160.458	160.722	160.802	160.185
General contractors.....		236400-1	02/14	158.745	157.414	157.567	157.700	157.193
General contractors, Northeast.....		236400-11	02/14	147.729	146.527	146.506	146.579	146.135
General contractors, South.....		236400-12	02/14	162.441	162.067	162.067	162.594	162.123
General contractors, Midwest.....		236400-13	02/14	145.100	144.066	144.514	144.220	144.721
General contractors, West.....		236400-14	02/14	172.899	169.923	170.145	170.145	168.686
Plumbing, heating, and air conditioning contractors.....		236400-221	02/14	149.375	150.115	151.166	151.246	152.571
Plumbing, heating, and air conditioning contractors, Northeast.....		236400-2211	02/14	174.780	175.209	175.209	175.209	176.416
Plumbing, heating, and air conditioning contractors, South.....		236400-2212	02/14	143.536	145.573	148.392	148.392	149.625
Plumbing, heating, and air conditioning contractors, Midwest.....		236400-2213	02/14	139.709	139.666	138.162	138.105	139.242
Plumbing, heating, and air conditioning contractors, West.....		236400-2214	02/14	144.689	144.568	146.285	146.665	148.379
Electrical contractors.....		236400-222	02/14	181.599	178.322	178.225	178.460	177.009
Electrical contractors, Northeast.....		236400-2221	02/14	186.811	182.295	182.617	182.740	181.069
Electrical contractors, South.....		236400-2222	02/14	179.836	177.656	177.656	177.656	175.678
Electrical contractors, Midwest.....		236400-2223	02/14	170.673	165.781	165.432	166.242	165.568
Electrical contractors, West.....		236400-2224	02/14	189.403	186.906	186.578	186.731	185.516
Roofing contractors.....		236400-223	02/14	180.713	179.299	179.210	177.136	178.072
Roofing contractors, Northeast.....		236400-2231	02/14	156.524	154.668	154.604	153.215	156.938
Roofing contractors, South.....		236400-2232	02/14	203.059	205.724	205.724	197.687	-
Roofing contractors, Midwest.....		236400-2233	02/14	177.014	174.278	174.278	175.478	175.771
Roofing contractors, West.....		236400-2234	02/14	164.566	160.849	160.586	160.785	160.195
Poured concrete foundation and structure contractors.....		236400-224	02/14	167.636	162.764	162.665	162.594	164.780
Poured concrete foundation and structure contractors, Northeast.....		236400-2241	02/14	153.128	150.187	150.173	150.146	153.362
Poured concrete foundation and structure contractors, South.....		236400-2242	02/14	182.533	175.044	174.955	175.088	177.263
Poured concrete foundation and structure contractors, Midwest.....		236400-2243	02/14	157.215	155.250	155.385	154.906	156.737
Poured concrete foundation and structure contractors, West.....		236400-2244	02/14	164.421	159.584	159.241	159.241	161.352
New nonresidential building construction by region.....	236500		02/14	162.862	160.823	161.030	161.124	160.409
New nonresidential building construction, Northeast.....		236500-1	02/14	168.702	166.818	166.865	166.882	167.263
New nonresidential building construction, South.....		236500-2	02/14	160.490	159.031	159.337	159.543	158.753
New nonresidential building construction, Midwest.....		236500-3	02/14	153.356	151.717	151.683	151.594	152.033
New nonresidential building construction, West.....		236500-4	02/14	169.759	166.615	166.955	167.077	165.042
Nonresidential building maintenance & repair.....	2381MR		04/09	147.078	147.224	147.293	147.319	147.538
General medical and surgical hospitals by patient type.....	62211A							
Medicare patients.....		62211A-2	12/92	191.247	191.482	191.489	191.489	195.235
Medicaid patients.....		62211A-4	12/92	149.891	152.087	151.590	151.590	151.590
Private insurance and all other patients.....		62211A-6	12/92	304.469	305.934	306.302	307.349	309.539
Private insurance patients.....		62211A-61	06/14	132.295	132.932	133.087	133.247	134.228
All other patients.....		62211A-62	06/14	135.125	135.766	135.969	138.624	139.378
Premiums for property and casualty insurance ³	924126		06/98	168.065	168.249	168.413	168.948	168.933
Primary services.....		924126-P	06/98	168.227	168.411	168.575	169.111	169.096
Premiums for private passenger auto insurance.....		924126-1	06/98	206.875	207.049	207.087	207.408	207.473
Premiums for homeowner's insurance.....		924126-2	06/98	227.236	227.741	228.101	230.523	230.634
Premiums for commercial auto insurance.....		924126-3	06/98	120.273	120.408	120.408	120.995	120.995
Premiums for non-auto liability insurance.....		924126-4	06/98	123.896	124.152	125.028	125.205	125.205
Premiums for medical malpractice insurance.....		924126-402	06/98	119.025	119.025	119.025	119.025	119.025
Premiums for product and other non-auto liability insurance.....		924126-403	06/98	124.532	124.833	125.863	126.072	126.072
Premiums for commercial multiple peril insurance.....		924126-5	06/98	141.285	141.115	141.154	142.392	142.392
Premiums for worker's compensation insurance.....		924126-6	06/98	97.663	97.642	97.642	97.147	97.147
Premiums for other property and casualty insurance.....		924126-7	12/03	119.900	120.154	120.154	120.154	119.735

¹ Industry and product class indexes may include products not shown separately.

² All indexes are subject to revision for 4 months after their originally scheduled publication to incorporate late reports and corrections by survey respondents.

³ The special index for 924126, in which prices reflect premiums only, contrasts with the index shown elsewhere in this table for NAICS 524126, where prices reflect premiums plus the amount of investment income earned on the invested portion of the premium.

^p Preliminary

"-" Data not available.

n.e.c. = Not elsewhere classified.

NOTE: Titles of some industries and products are not shown in this table because they fail to meet our publication criteria.

Table 12. Producer price index percentage changes for the net output of selected industries and their products, not seasonally adjusted
[October 2023]

Title ¹	Industry code	Product code	Unadjusted 12-month percent change ²	Unadjusted 1-month percent change ²				
			Oct. 2022 to Oct. 2023 ^P	May to June	June to July ^P	July to Aug. ^P	Aug. to Sept. ^P	Sept. to Oct. ^P
Logging.....	1133		-3.0	0.0	-0.8	0.9	0.0	0.3
Logging.....	11331		-3.0	0.0	-0.8	0.9	0.0	0.3
Logging.....	113310		-3.0	0.0	-0.8	0.9	0.0	0.3
Primary products.....		113310-P	-3.0	0.0	-0.8	0.9	0.0	0.3
Secondary products and miscellaneous receipts.....		113310-SM						
Mining								
Total mining industries.....			-10.6	-1.9	6.5	3.4	4.9	-0.5
Oil and gas extraction.....	211		-16.9	-3.4	12.3	6.2	8.3	-1.2
Oil and gas extraction.....	2111		-16.9	-3.4	12.3	6.2	8.3	-1.2
Crude petroleum and natural gas extraction.....	211111		-15.6	-3.3	11.0	6.4	8.7	-0.4
Primary products.....		211111-P	-15.6	-3.3	11.0	6.4	8.7	-0.4
Crude petroleum.....		211111-1	-2.7	-4.2	8.5	8.1	10.4	-2.9
Natural gas (from the wellhead).....		211111-3	-54.6	1.4	24.3	-1.7	0.2	13.8
Natural gas liquids extraction.....	211112		-26.5	-4.0	23.0	4.9	5.7	-6.8
Primary products.....		211112-P	-26.5	-4.0	23.0	4.9	5.7	-6.8
Natural gas liquids.....		211112-1	-20.8	-6.9	24.3	5.5	8.2	-7.0
Isopentane and natural gasoline.....		211112-11	-5.4	-9.6	8.2	11.5	9.4	-8.1
Propane.....		211112-12	-22.6	-16.0	13.1	12.2	12.7	-6.9
Butane.....		211112-13	-18.5	-18.0	23.1	16.7	9.8	-9.8
Plant condensate, ethane, gas mixtures, and other natural gas liquids.....		211112-14	-24.2	0.2	33.7	-0.1	6.3	-6.0
Residue gas shipped from natural gas liquids plants.....		211112-3	-56.3	6.7	19.1	2.8	-3.4	-6.0
Mining (except oil & gas).....	212		0.3	-0.2	-0.8	-0.8	0.6	0.6
Coal mining.....	2121		-6.2	0.1	1.3	1.4	0.7	1.8
Coal mining.....	21211		-6.2	0.1	1.3	1.4	0.7	1.8
Coal mining.....	212110		-6.3	0.1	1.3	1.4	0.7	1.8
Primary products.....		212110-P	-	0.1	1.3	1.4	0.7	1.9
Coal, utility sold.....		212110-1	-	1.4	1.4	1.5	0.9	2.3
Bituminous coal and lignite surface mining (utility sold).....		212110-11	9.0	7.5	-5.1	6.1	1.4	5.4
Raw bituminous and lignite from surface mining operations (utility sold).....		212110-111	-9.8	-3.2	0.2	3.8	-1.5	-1.0
Processed bituminous coal and lignite surface operations (utility sold).....		212110-113	14.8	10.6	-6.5	6.8	2.2	7.1
Bituminous coal underground mining (utility sold).....		212110-12	-11.6	-1.7	5.0	-0.8	0.6	0.6
Raw bituminous coal shipped from underground mining operations (utility sold).....		212110-121	-	6.3	-0.3	-0.3	1.1	1.2
Processed bituminous coal shipped from underground mines (utility sold).....		212110-123	-12.7	-2.8	5.9	-0.9	0.6	0.5
Coal exports.....		212110-4	-	-5.7	-1.0	1.0	-2.2	1.1
Coal non-utility sold (including anthracite).....		212110-5	0.5	-6.0	3.1	0.5	3.1	-2.0
Secondary products and miscellaneous receipts.....		212110-SM						
Metal ore mining.....	2122		5.3	-0.8	-2.8	-3.1	0.6	0.1
Iron ore mining.....	21221		-2.9	0.3	-0.7	1.1	0.5	-1.1
Iron ore mining.....	212210		-2.9	0.3	-0.7	1.1	0.5	-1.1
Primary products.....		212210-P	-2.9	0.3	-0.7	1.1	0.5	-1.1
Iron ore (including crude, concentrates, agglomerates and pellets).....		212210-0	-2.9	0.3	-0.7	1.1	0.5	-1.1
Copper, nickel, lead & zinc mining.....	21223		3.5	4.8	-3.8	-6.8	1.2	0.7
Copper, nickel, lead and zinc mining.....	212230		3.5	4.8	-3.8	-6.8	1.2	0.7
Primary products.....		212230-P	1.1	6.1	-4.8	-7.4	1.6	0.8
Secondary products and miscellaneous receipts.....		212230-SM						
Other metal ore mining.....	21229		-	-11.5	-10.3	-	-	-
Other metal ore mining.....	212290		-	-11.5	-10.3	-	-	-
Primary products.....		212290-P	-	-11.5	-10.3	-	-	-
Other metal ores, including uranium.....		212290-1	-	-11.5	-10.3	-	-	-
Nonmetallic mineral mining & quarrying.....	2123		6.2	0.3	0.0	-0.2	0.5	0.0
Stone mining & quarrying.....	21231		9.8	0.9	0.3	1.0	0.1	0.0
Dimension stone mining and quarrying.....	212311		22.7	0.0	6.2	0.0	0.0	0.0
Primary products.....		212311-P	23.7	0.0	6.4	0.0	0.0	0.0
Dimension stone.....		212311-0	23.7	0.0	6.4	0.0	0.0	0.0
Secondary products and miscellaneous receipts.....		212311-SM						
Crushed and broken limestone mining.....	212312		9.1	0.7	0.3	0.8	0.2	0.0

See footnotes at end of table.

Table 12. Producer price index percentage changes for the net output of selected industries and their products, not seasonally adjusted — Continued
 [October 2023]

Title ¹	Industry code	Product code	Unadjusted 12-month percent change ²	Unadjusted 1-month percent change ²				
				Oct. 2022 to Oct. 2023 ^P	May to June	June to July ^P	July to Aug. ^P	Aug. to Sept. ^P
Crushed and broken limestone mining - Continued								
Primary products.....		212312-P	9.3	0.7	0.2	0.8	0.2	0.0
Crushed and broken limestone.....		212312-0	9.3	0.7	0.2	0.8	0.2	0.0
Secondary products and miscellaneous receipts.....		212312-SM						
Crushed and broken granite mining.....								
Primary products.....	212313	212313-P	12.0	1.5	0.2	0.3	-0.3	0.0
Crushed and broken granite.....		212313-0	12.0	1.5	0.2	0.3	-0.3	0.0
Secondary products and miscellaneous receipts.....		212313-SM						
Other crushed and broken stone mining.....								
Primary products.....	212319	212319-P	7.5	1.2	-0.5	3.3	0.0	0.0
Bituminous limestone and sandstone, and other crushed and broken stone.....		212319-0	8.0	1.3	-0.5	3.4	0.0	0.0
Secondary products and miscellaneous receipts.....		212319-SM						
Sand/gravel/clay/refractory minerals mining.....								
Primary products.....	212322		7.5	-0.3	0.1	0.8	0.1	0.1
Construction sand and gravel mining.....								
Primary products.....	212321	212321-P	7.1	-0.4	0.2	1.0	0.1	0.0
Construction sand and gravel (run of pit/bank, washed, screened, etc).....		212321-0	7.5	-0.3	0.2	1.0	0.1	0.0
Construction sand and gravel, Midwest.....		212321-02	8.1	-1.2	-0.3	0.8	0.0	0.0
Construction sand and gravel, West.....		212321-04	7.6	0.1	0.6	1.5	0.1	0.0
Secondary products and miscellaneous receipts.....		212321-SM						
Miscellaneous receipts.....		212321-M	6.3	0.0	0.0	0.0	0.0	0.0
Kaolin, clay, and ceramic and refractory minerals mining.....								
Primary products.....	212323	212323-P	-	-0.1	0.1	0.0	0.0	0.2
Kaolin and ball clay.....		212323-1	-	0.0	0.0	0.0	0.0	-
Bentonite.....		212323-2	4.9	0.0	0.0	0.0	0.0	1.5
Secondary products and miscellaneous receipts.....		212323-SM						
Other nonmetallic mineral mining & quarrying.....								
Primary products.....	212399		-5.7	-0.2	-1.5	-5.7	2.5	0.0
Other nonmetallic mineral mining and quarrying.....								
Primary products.....	212390	212390-P	-	-0.2	-1.5	-5.7	2.5	0.0
Rock salt.....		212390-5	2.1	0.0	0.0	1.8	0.0	0.0
All other nonmetallic minerals, including gypsum.....		212390-9	5.7	1.9	-0.9	1.0	0.0	0.0
Secondary and miscellaneous.....		212390-SM						
Mining support activities.....								
Mining support activities.....	213		2.0	-0.1	0.1	0.4	-0.1	0.5
Mining support activities.....	2131		2.0	-0.1	0.1	0.4	-0.1	0.5
Mining support activities.....	21311		2.0	-0.1	0.1	0.4	-0.1	0.5
Drilling oil and gas wells.....								
Primary services.....	213111	213111-P	3.0	-1.2	-0.6	4.7	0.0	0.0
Oil and gas well directional drilling control.....		213111-03	6.1	-0.5	-0.3	-0.2	0.0	0.0
Drilling oil and gas wells, including drilling in, spudding in or tailing in.....		213111-04	3.3	-1.4	-0.7	5.7	0.0	0.0
Reworking oil and gas wells.....		213111-05	-2.8	0.0	0.0	0.0	0.0	0.0
Support activities for oil and gas operations.....								
Primary services.....	213112	213112-P	1.6	0.3	0.4	-1.0	-0.1	0.7
Oil and gas field support services.....		213112-0	2.2	0.3	0.4	-1.1	-0.1	0.7
Secondary products and miscellaneous receipts.....		213112-SM						
Support activities for coal mining.....								
Primary services.....	213113	213113-P	6.4	0.5	0.0	1.4	0.1	0.0
Coal mining services.....		213113-0	6.4	0.5	0.0	1.4	0.1	0.0
Support activities for metal and nonmetallic minerals mining.....								
Primary services.....	213118	213118-P	-	0.0	0.0	0.0	0.0	0.0
Support activities for metal and nonmetallic minerals mining.....		213118-1	-	0.0	0.0	0.0	0.0	0.0
Utilities.....								
Electric power generation, transmission, and distribution.....	221		-3.2	5.6	4.7	13.2	-8.4	-1.3
Electric power generation.....	2211		-0.9	7.2	5.5	16.0	-10.0	-1.8
Electric power generation.....	22111		1.6	10.8	18.3	57.3	-26.8	2.7
Electric power generation.....	221110		1.6	10.8	18.3	57.3	-26.8	2.7
Primary products.....		221110-P	2.6	11.0	19.2	57.4	-27.1	2.7
Utilities.....		221110-4	-16.5	3.0	16.6	3.6	-5.6	-2.6
Non-utilities.....		221110-5	24.0	20.8	22.0	111.1	-37.6	6.7
Secondary products and miscellaneous receipts.....		221110-SM						
Electric power transmission, control, and distribution.....	22112		-2.1	6.1	1.3	0.0	0.2	-3.8

See footnotes at end of table.

Table 12. Producer price index percentage changes for the net output of selected industries and their products, not seasonally adjusted — Continued
 [October 2023]

Title ¹	Industry code	Product code	Unadjusted 12-month percent change ²	Unadjusted 1-month percent change ²				
			Oct. 2022 to Oct. 2023 ^P	May to June	June to July ^P	July to Aug. ^P	Aug. to Sept. ^P	Sept. to Oct. ^P
Electric bulk power transmission and control.....	221121		4.8	-0.2	-0.4	0.2	1.7	0.5
Primary products.....		221121-P	4.8	-0.2	-0.4	0.2	1.7	0.5
Electric bulk power transmission and control.....		221121-3	4.8	-0.2	-0.4	0.2	1.7	0.5
Electric power distribution.....	221122		-2.4	6.3	1.4	0.0	0.2	-4.0
Primary products.....		221122-P	4.3	6.5	0.5	0.2	0.1	-4.1
Residential electric power.....		221122-41	3.9	4.5	0.2	0.2	-0.2	-3.0
New England residential electric power.....		221122-411	4.7	0.0	-11.0	0.0	0.2	4.8
Middle Atlantic residential electric power.....		221122-412	-3.4	2.1	0.8	0.2	0.0	-1.1
East North Central residential electric power.....		221122-413	11.1	6.2	0.0	0.1	0.0	-6.2
West North Central residential electric power.....		221122-414	-9.4	12.4	-0.8	1.2	-3.0	-10.2
South Atlantic residential electric power.....		221122-415	6.8	6.6	0.2	0.9	1.0	-5.2
East South Central residential electric power.....		221122-416	3.8	3.0	-0.1	-0.3	-1.4	0.2
West South Central residential electric power.....		221122-417	-2.1	2.8	3.5	-1.1	-0.9	-0.7
Mountain residential electric power.....		221122-418	3.7	0.5	0.8	0.0	-1.6	0.1
Pacific residential electric power.....		221122-419	10.5	4.6	1.5	0.0	0.5	-2.9
Commercial electric power.....		221122-42	4.7	8.5	0.5	0.1	0.5	-4.6
New England commercial electric power.....		221122-421	-1.3	0.0	-13.7	0.0	0.4	2.1
Middle Atlantic commercial electric power.....		221122-422	-6.4	11.4	3.5	-1.0	1.8	-3.8
East North Central commercial electric power.....		221122-423	12.5	11.3	-0.1	0.4	0.0	-7.5
West North Central commercial electric power.....		221122-424	-9.0	8.7	1.8	3.0	-3.4	-7.3
South Atlantic commercial electric power.....		221122-425	7.0	3.3	-1.5	0.6	1.8	-1.5
East South Central commercial electric power.....		221122-426	1.4	4.3	2.1	-0.4	-0.8	-2.0
West South Central commercial electric power.....		221122-427	0.1	7.8	3.5	-0.7	1.2	0.4
Mountain commercial electric power.....		221122-428	8.1	2.4	2.2	0.0	-2.9	0.4
Pacific commercial electric power.....		221122-429	16.3	15.6	2.1	0.0	0.8	-11.3
Industrial electric power.....		221122-43	4.6	7.7	1.1	0.6	0.0	-6.0
New England industrial electric power.....		221122-431	-17.7	0.9	7.1	-3.0	-6.0	-9.1
Middle Atlantic industrial electric power.....		221122-432	-15.2	-0.8	-0.7	0.8	1.0	5.3
East North Central industrial electric power.....		221122-433	46.1	22.2	-0.2	1.5	-0.8	-7.8
West North Central industrial electric power.....		221122-434	-7.0	9.5	2.2	0.9	-5.6	-6.9
South Atlantic industrial electric power.....		221122-435	4.6	2.7	-1.7	0.8	1.8	-0.4
East South Central industrial electric power.....		221122-436	1.4	5.6	2.5	0.6	-0.9	-3.5
West South Central industrial electric power.....		221122-437	-3.9	5.7	0.3	-0.7	-0.5	-2.7
Mountain industrial electric power.....		221122-438	-26.2	-9.0	6.9	2.4	7.2	-18.4
Pacific industrial electric power.....		221122-439	13.1	12.3	1.0	0.0	0.4	-8.4
Transportation electric power.....		221122-45	7.4	8.2	-2.3	0.0	1.6	-5.1
Secondary products and miscellaneous receipts.....		221122-SM						
Miscellaneous receipts.....		221122-M	1.1	0.0	0.0	0.0	0.6	0.7
Natural gas distribution.....	2212		-12.8	-0.7	1.1	1.2	-0.8	1.0
Natural gas distribution.....	22121		-12.8	-0.7	1.1	1.2	-0.8	1.0
Natural gas distribution.....	221210		-12.8	-0.7	1.1	1.2	-0.8	1.0
Primary products.....		221210-P	-12.1	-0.7	1.1	1.3	-0.8	0.8
Natural gas to ultimate consumers.....		221210-11	-15.5	-0.6	1.4	1.5	-0.9	0.6
Residential natural gas.....		221210-112	-12.2	-0.1	0.5	1.0	-0.9	0.7
New England residential natural gas.....		221210-1121	-21.3	1.8	-9.8	-0.4	-0.9	2.6
Middle Atlantic residential natural gas.....		221210-1122	-5.1	-1.1	-0.4	1.4	-0.1	-2.0
East North Central residential natural gas.....		221210-1123	-23.6	0.7	1.5	-0.4	-1.9	2.1
West North Central residential natural gas.....		221210-1124	-16.0	-4.1	0.4	-1.4	-0.3	0.2
South Atlantic residential natural gas.....		221210-1125	-12.9	0.2	2.7	-0.6	-0.3	2.8
East South Central residential natural gas.....		221210-1126	-28.6	0.3	4.2	-0.5	-11.6	1.0
West South Central residential natural gas.....		221210-1127	-15.0	0.8	2.9	0.9	0.7	3.9
Mountain residential natural gas.....		221210-1128	3.7	-0.2	-2.2	0.9	0.1	-0.1
Pacific residential natural gas.....		221210-1129	-1.7	0.8	2.6	5.1	-0.8	0.3
Commercial natural gas.....		221210-113	-20.4	-1.2	1.8	1.8	-2.2	2.5
New England commercial natural gas.....		221210-1131	-36.6	-7.4	-1.9	-1.4	-3.2	2.1
Middle Atlantic commercial natural gas.....		221210-1132	-11.6	-3.1	0.1	4.1	-0.3	-0.7
East North Central commercial natural gas.....		221210-1133	-30.4	0.0	2.5	-1.0	-8.3	11.7
West North Central commercial natural gas.....		221210-1134	-20.0	-3.0	5.5	-1.1	-0.7	0.0
South Atlantic commercial natural gas.....		221210-1135	-21.5	-0.9	0.8	0.9	-1.7	2.5
East South Central commercial natural gas.....		221210-1136	-31.7	-2.2	3.0	2.7	-5.7	-2.9
West South Central commercial natural gas.....		221210-1137	-22.5	2.1	2.6	2.3	0.6	5.2
Mountain commercial natural gas.....		221210-1138	6.2	0.0	-1.1	1.7	0.7	-0.6
Pacific commercial natural gas.....		221210-1139	-14.4	2.2	5.4	6.7	-0.5	-0.3
Industrial natural gas.....		221210-114	-22.6	-1.2	3.9	3.8	-1.6	-0.1

See footnotes at end of table.

Table 12. Producer price index percentage changes for the net output of selected industries and their products, not seasonally adjusted — Continued
 [October 2023]

Title ¹	Industry code	Product code	Unadjusted 12-month percent change ²	Unadjusted 1-month percent change ²				
			Oct. 2022 to Oct. 2023 ^P	May to June	June to July ^P	July to Aug. ^P	Aug. to Sept. ^P	Sept. to Oct. ^P
Natural gas distribution - Continued								
New England industrial natural gas.....		221210-1141	-41.6	-7.6	-6.4	-1.5	-3.5	3.8
Middle Atlantic industrial natural gas.....		221210-1142	-34.4	-2.1	10.5	0.8	-0.4	-15.8
East North Central industrial natural gas.....		221210-1143	-39.6	1.2	8.3	0.4	0.2	-1.2
West North Central industrial natural gas.....		221210-1144	-5.5	-1.7	7.2	1.3	1.1	-0.8
South Atlantic industrial natural gas.....		221210-1145	-17.9	-0.1	1.3	0.1	0.3	-0.4
East South Central industrial natural gas.....		221210-1146	-41.4	-3.9	5.6	3.0	-6.7	-2.8
West South Central industrial natural gas.....		221210-1147	-29.9	-1.0	4.2	10.6	-3.6	6.2
Mountain industrial natural gas.....		221210-1148	23.4	0.0	-1.1	4.7	0.2	-0.4
Pacific industrial natural gas.....		221210-1149	16.0	-2.0	-0.5	1.4	-1.4	-1.7
To electric power.....		221210-115	-16.3	-1.0	2.0	1.8	-0.2	-0.3
Delivered to ultimate consumers for the account of others (transportation only).....		221210-12	12.0	-1.2	-0.1	0.0	-0.3	2.4
Industrial consumer.....		221210-122	5.8	0.1	-0.2	0.4	0.1	2.9
Other consumers.....		221210-123	16.0	-2.0	0.0	-0.1	-0.6	2.1
Secondary products and miscellaneous receipts.....		221210-SM						
Miscellaneous receipts.....		221210-M	-3.5	-0.1	0.2	0.1	-0.2	0.4
Construction industries								
New industrial building construction.....	236211		0.6	0.2	-1.5	0.1	0.7	0.2
Primary products.....		236211-P	0.6	0.2	-1.5	0.1	0.7	0.2
New warehouse building construction.....	236221		-1.0	0.2	-0.7	0.2	0.0	-0.2
Primary products.....		236221-P	-1.0	0.2	-0.7	0.2	0.0	-0.2
New school building construction.....	236222		-0.1	0.0	-1.1	0.1	0.0	-0.3
Primary products.....		236222-P	-0.1	0.0	-1.1	0.1	0.0	-0.3
New office building construction.....	236223		1.9	0.0	-1.8	0.2	-0.1	-1.1
Primary products.....		236223-P	1.9	0.0	-1.8	0.2	-0.1	-1.1
New health care building construction.....	236224		1.1	-0.1	-0.8	0.1	0.0	0.1
Primary products.....		236224-P	1.1	-0.1	-0.8	0.1	0.0	0.1
Concrete contractors, nonresidential building work.....	23811X		-1.8	0.2	-2.7	0.1	0.0	1.3
Primary products.....		23811X-P	-1.8	0.2	-2.7	0.1	0.0	1.3
Roofing contractors, nonresidential building work.....	23816X		9.3	0.1	-0.4	0.0	-0.5	0.3
Primary products.....		23816X-P	9.3	0.1	-0.4	0.0	-0.5	0.3
Electrical contractors, nonresidential building work.....	23821X		2.4	-0.2	-1.4	0.0	0.1	-0.6
Primary products.....		23821X-P	2.4	-0.2	-1.4	0.0	0.1	-0.6
Plumbing, heating and air-conditioning contractors, nonresidential building work.....	23822X		4.1	0.2	0.2	0.3	0.0	0.5
Primary products.....		23822X-P	4.1	0.2	0.2	0.3	0.0	0.5
Manufacturing								
Total manufacturing industries.....			-1.9	-0.2	-0.2	2.3	0.5	-1.3
Food mfg.....	311		0.6	-0.2	-0.1	0.6	0.6	-0.3
Animal food mfg.....	3111		-3.2	-1.1	-0.5	-0.8	-0.7	-0.9
Animal food mfg.....	31111		-3.2	-1.1	-0.5	-0.8	-0.7	-0.9
Dog and cat food manufacturing.....	311111		8.1	0.0	0.0	0.0	0.0	0.0
Primary products.....		311111-P	8.3	0.0	0.0	0.0	0.0	0.0
Dog food.....		311111-1	6.7	0.0	0.0	0.0	0.0	0.0
Canned dog food.....		311111-11	14.3	0.0	0.0	0.0	0.0	0.0
Dry and semi moist dog food.....		311111-14	5.3	0.0	0.0	0.0	0.0	0.0
Cat food.....		311111-4	12.2	0.0	0.0	0.2	0.0	0.0
Canned cat food.....		311111-44	5.6	0.0	0.0	0.0	0.0	0.0
Dry and semi moist cat food.....		311111-45	18.0	0.0	0.0	0.2	0.0	0.0
Secondary products and miscellaneous receipts.....		311111-SM						
Miscellaneous receipts.....		311111-M1	0.5	0.0	0.0	0.0	0.0	0.0
Other animal food manufacturing.....	311119		-10.4	-1.8	-0.9	-1.5	-1.2	-1.7
Primary products.....		311119-P	-10.8	-1.9	-0.9	-1.5	-1.3	-1.7
Complete swine feed, supplements, concentrates, and premixes.....		311119-B	-5.3	0.1	0.0	-0.5	-0.1	-0.4
Complete beef cattle feed, supplements, concentrates, and premixes.....		311119-H	-12.3	-1.4	-0.1	-1.2	-1.4	-1.7
Poultry, exc. chicken and turkey, and livestock, exc. cattle and swine, feed.....		311119-N	-2.1	0.0	0.0	-0.1	0.0	0.0
Pet (excluding dog and cat), laboratory, and fur animal feed.....		311119-R	-3.1	-0.3	-0.7	0.0	-0.3	-0.8
Chicken and turkey feed, supplements, concentrates, and premixes.....		311119-1	-13.3	-2.7	-0.7	-2.9	-1.9	-3.6
Complete dairy cattle feed, supplements, concentrates, and premixes.....		311119-5	-15.6	-4.3	-2.5	-0.9	-1.6	-0.3
Other prepared animal feeds, including feeding materials and adjuncts.....		311119-9	-11.9	-0.5	-2.0	-1.8	-1.9	-2.2

See footnotes at end of table.

Table 12. Producer price index percentage changes for the net output of selected industries and their products, not seasonally adjusted — Continued
 [October 2023]

Title ¹	Industry code	Product code	Unadjusted 12-month percent change ²	Unadjusted 1-month percent change ²				
			Oct. 2022 to Oct. 2023 ^P	May to June	June to July ^P	July to Aug. ^P	Aug. to Sept. ^P	Sept. to Oct. ^P
Other animal food manufacturing - Continued								
Secondary products and miscellaneous receipts.....		311119-SM						
Miscellaneous receipts.....		311119-M	-2.7	0.0	-0.7	1.0	-0.1	-0.6
Secondary products.....		311119-S	2.9	-0.1	0.1	0.0	0.0	0.0
Grain & oilseed milling.....	3112		-5.4	-1.9	1.1	1.4	-1.4	-1.9
Flour milling & malt mfg.....	31121		-7.2	-2.0	-1.1	-1.4	-0.8	-1.1
Flour milling.....	311211		-10.8	-2.7	-1.5	-1.6	-0.3	-1.1
Primary products.....		311211-P	-10.7	-2.8	-1.5	-1.7	-0.3	-1.1
Prepared flour mixes, including refrigerated and frozen doughs and batters, made in flour mills.....		311211-A	0.7	-0.2	-0.7	-0.2	0.0	-0.3
Wheat flour (except flour mixes), made in flour mills.....		311211-1	-11.3	-4.7	0.1	-2.4	0.7	-1.1
Wheat mill products, except flour.....		311211-4	-13.9	-4.4	-0.1	-5.8	-1.1	-2.7
Corn mill products.....		311211-7	-6.8	0.3	-6.2	2.8	-2.4	-0.1
Other grain mill products.....		311211-9	-11.0	0.3	-3.5	-2.5	0.1	-2.5
Secondary products and miscellaneous receipts.....		311211-SM						
Miscellaneous receipts.....		311211-M	-34.8	-4.0	-7.1	-5.9	-0.1	-1.5
Rice milling.....	311212		0.0	-0.1	-0.4	-0.9	-2.7	-1.6
Primary products.....		311212-P	0.0	-0.1	-0.4	-0.9	-2.7	-1.6
Milled rice and byproducts.....		311212-0	0.0	-0.1	-0.4	-0.9	-2.7	-1.6
Milled rice (incl second heads, screenings, brewers, bran, sharps, rice flour, and byproducts).....		311212-04	-2.2	0.1	-0.2	-1.7	-3.2	-2.7
Head rice not packaged with other ingredients.....		311212-06	-0.3	-0.3	-0.8	-0.4	-2.9	-0.8
Malt manufacturing.....	311213		9.9	-0.6	0.0	0.0	0.0	0.1
Primary products.....		311213-P	10.1	-0.6	0.0	0.0	0.0	0.1
Malt and malt byproducts.....		311213-0	10.1	-0.6	0.0	0.0	0.0	0.1
Secondary products and miscellaneous receipts.....		311213-SM1						
Starch & vegetable fats & oils mfg.....	31122		-8.1	-2.5	1.8	2.9	-1.9	-2.5
Wet corn milling and starch manufacturing.....	311221		8.8	-2.9	-1.1	0.4	-2.1	-1.3
Primary products.....		311221-P	8.5	-3.0	-1.1	0.3	-2.1	-1.3
Wet process corn byproducts.....		311221-A	-16.9	-2.1	-3.7	-3.2	0.6	-11.7
Corn sweeteners, made by wet milling.....		311221-1	15.4	1.1	0.5	0.9	-4.0	-0.1
Manufactured starch, made by wet milling.....		311221-4	40.7	-0.2	-2.8	0.7	-1.3	1.2
Secondary products and miscellaneous receipts.....		311221-SM						
Soybean and other oilseed processing.....	311224		-13.2	-2.9	3.3	4.6	-2.0	-3.0
Primary products.....		311224-P	-13.1	-3.1	3.0	2.4	-1.2	-1.6
Cottonseed cake, meal, hulls, and other byproducts.....		311224-B	-19.3	-3.5	0.3	-2.2	-2.8	-0.4
Cottonseed cake and meal.....		311224-B1	-22.6	-1.5	0.4	-2.6	-6.5	-0.5
Soybean oil.....		311224-3	-11.7	0.1	8.4	3.1	-0.9	-6.7
Crude soybean oil, degummed, made from soybeans crushed in the same establishment.....		311224-31	-3.9	-3.5	3.5	3.0	-0.7	-1.2
Soybean oil, all other types.....		311224-32	-16.0	2.8	11.8	3.2	-1.0	-10.2
Soybean cake, meal, and other byproducts.....		311224-4	-2.9	-2.4	2.6	0.5	-2.4	-2.7
Soybean cake and meal.....		311224-41	-2.4	-1.8	0.5	1.5	-2.5	-1.9
Other soybean products, including isolates and concentrates.....		311224-42	-3.5	-7.7	21.2	-6.6	-1.3	-9.2
Cotton linters.....		311224-7	-51.1	-1.1	-1.3	-12.7	-35.4	-1.9
Other crude and refined vegetable oils and other vegetable mill products.....		311224-9	-2.7	-1.9	-0.5	0.8	0.4	0.0
Other crude vegetable oils, including linseed, peanut, sunflower, safflower, etc.....		311224-91	-2.5	-0.9	-0.2	0.9	0.1	0.0
Other vegetable oil mill products, including all oil seed cake and meal.....		311224-93	-4.1	-2.8	-0.7	0.7	0.6	0.0
Secondary products and miscellaneous receipts.....		311224-SM						
Miscellaneous products.....		311224-M	-31.9	-16.6	-6.4	3.4	3.6	3.1
Fats and oils refining and blending.....	311225		-8.9	-0.5	1.2	0.3	-1.2	-2.1
Primary products.....		311225-P	-11.6	-0.6	2.6	-0.2	-0.9	-2.7
Shortening and cooking oils.....		311225-2	-13.4	-0.7	3.7	1.0	-0.9	-3.5
Margarine, butter blends, and butter substitutes.....		311225-4	-	-0.4	-0.7	-4.0	-1.0	-
Secondary products and miscellaneous receipts.....		311225-SM						
Secondary products.....		311225-S	-	-0.1	-4.0	2.3	-2.2	-
Breakfast cereal manufacturing.....	31123		10.9	1.0	1.8	0.0	0.0	0.0
Breakfast cereal manufacturing.....	311230		10.9	1.0	1.8	0.0	0.0	0.0
Primary products.....		311230-P	12.0	1.1	2.0	0.0	0.0	0.0
Breakfast cereal.....		311230-1	12.0	1.1	2.0	0.0	0.0	0.0
Secondary products and miscellaneous receipts.....		311230-SM						

See footnotes at end of table.

Table 12. Producer price index percentage changes for the net output of selected industries and their products, not seasonally adjusted — Continued
 [October 2023]

Title ¹	Industry code	Product code	Unadjusted 12-month percent change ²	Unadjusted 1-month percent change ²				
			Oct. 2022 to Oct. 2023 ^P	May to June	June to July ^P	July to Aug. ^P	Aug. to Sept. ^P	Sept. to Oct. ^P
Sugar & confectionery product mfg.	3113		5.8	1.3	0.1	0.6	-0.2	0.2
Sugar mfg.	31131		8.7	2.3	0.1	0.9	-1.8	1.7
Beet sugar manufacturing.	311313		4.6	0.7	0.1	2.0	-5.6	1.9
Primary products.		311313-P	4.6	0.7	0.1	2.0	-5.7	1.9
Beet sugar.		311313-0	4.6	0.7	0.1	2.0	-5.7	1.9
Secondary products and miscellaneous receipts.		311313-SM1						
Cane sugar manufacturing.	311314		11.2	3.3	0.1	0.3	0.5	1.6
Primary products.		311314-P	11.2	3.3	0.1	0.4	0.5	1.6
Raw cane sugar and sugarcane mill products and byproducts.		311314-1	15.6	6.9	-1.8	0.6	-0.3	4.1
Refined granulated cane sugar and byproducts.		311314-3	8.3	1.0	1.5	0.2	1.1	0.0
Secondary products and miscellaneous receipts.		311314-SM						
Nonchocolate confectionery mfg.	31134		4.3	0.4	0.0	0.0	0.1	0.0
Nonchocolate confectionery manufacturing.	311340		4.3	0.4	0.0	0.0	0.1	0.0
Primary products.		311340-P	4.5	0.4	0.0	0.0	0.1	0.0
Nonchocolate-type confectioneries.		311340-5	4.7	0.5	0.0	0.0	0.1	0.0
Other confectionery-type products.		311340-7	5.7	0.0	0.0	0.0	0.0	0.0
Secondary products and miscellaneous receipts.		311340-SM						
Secondary products.		311340-S	1.9	0.6	-0.2	0.1	0.3	-0.4
Chocolate and confectionery manufacturing.	31135		4.9	1.1	0.2	0.7	0.6	-0.7
Chocolate and confectionery mfg. from cacao.	311351		12.1	0.5	1.3	1.8	1.1	-1.0
Primary products.		311351-P	12.2	0.5	1.4	1.8	1.1	-1.1
Chocolate coatings, made from cacao beans.		311351-1	11.8	0.7	1.4	2.2	1.2	-0.6
Chocolate/chocolate-type confectionery products, made from cacao beans.		311351-4	3.6	0.0	0.0	0.0	0.1	0.0
Other chocolate and cocoa products, made from cacao beans.		311351-7	18.4	0.8	2.2	2.7	1.6	-1.7
Secondary products and miscellaneous receipts.		311351-SM1						
Confectionery mfg. from purchased chocolate.	311352		1.8	1.4	-0.3	0.2	0.4	-0.5
Primary products.		311352-P	1.9	1.6	-0.4	0.2	0.5	-0.6
Chocolate/confectionery products, made from purchased chocolate.		311352-3	1.9	1.6	-0.4	0.2	0.5	-0.6
Secondary products and miscellaneous receipts.		311352-SM						
Miscellaneous receipts.		311352-M	0.9	0.0	0.0	0.0	0.0	0.0
Fruit & vegetable preserving & specialty food mfg.	3114		8.3	0.5	-0.3	2.0	0.5	0.4
Frozen food manufacturing.	31141		8.8	1.1	0.0	0.4	1.5	0.3
Frozen fruit and vegetable manufacturing.	311411		17.1	3.3	0.0	0.8	3.9	0.8
Primary products.		311411-P	16.7	3.4	0.0	0.7	3.9	0.8
Frozen fruits, juices, ades, drinks, and cocktails.		311411-1	19.8	-1.1	-0.8	1.2	6.4	3.7
Frozen fruits.		311411-11	-15.3	-2.3	-1.7	2.7	-0.6	-5.9
Frozen vegetables.		311411-4	15.9	4.7	0.2	0.6	3.2	0.0
Frozen vegetables, other than potato products.		311411-47	1.2	-0.1	-0.1	0.6	-0.1	0.0
Frozen potato products (French-fried, patties, puffs, etc.).		311411-48	27.1	8.0	0.4	0.7	5.4	0.0
Secondary products and miscellaneous receipts.		311411-SM						
Miscellaneous receipts.		311411-M	84.9	0.0	3.9	7.2	13.1	10.3
Frozen specialty food manufacturing.	311412		3.0	-0.4	-0.1	0.0	-0.3	0.0
Primary products.		311412-P	3.0	-0.4	-0.1	0.0	-0.3	0.0
Frozen dinners (beef, pork, and poultry pies) and nationality foods, incl. frozen pizza.		311412-1	3.2	-0.1	0.0	0.0	-0.1	0.0
Other frozen specialties, incl. all whipped topping, waffles, soups, etc., excluding seafood.		311412-4	2.5	-1.4	-0.5	0.4	-0.9	0.0
Secondary products and miscellaneous receipts.		311412-SM						
Secondary products.		311412-S	1.7	-0.2	-0.6	0.1	-1.2	-0.2
Fruit & vegetable canning, pickling & drying.	31142		8.1	0.1	-0.5	3.2	-0.3	0.4
Fruit and vegetable canning.	311421		7.6	0.1	0.5	2.1	-0.4	0.3
Primary products.		311421-P	7.5	-0.3	0.9	0.2	1.2	0.4
Canned catsup and other tomato based sauces.		311421-D	11.4	-0.1	0.7	0.4	2.9	1.2
Canned jams, jellies, and preserves.		311421-G	1.9	0.2	0.1	0.1	0.1	-0.2
Canned and fresh fruit juices, nectars, and concentrates.		311421-K	13.7	0.0	0.1	0.2	1.8	1.1
Pickles and other pickled products, including horseradish.		311421-Q	-0.8	-0.9	0.0	0.6	0.0	-1.2
Canned fruits, excluding baby foods.		311421-1	5.3	-0.1	2.1	0.0	0.3	0.2
Canned vegetables.		311421-5	4.3	-0.8	1.5	0.2	0.3	0.0
Secondary products and miscellaneous receipts.		311421-SM						
Miscellaneous receipts.		311421-M	15.8	10.0	-5.9	53.8	-29.1	-2.9
Secondary products.		311421-S	2.9	0.4	-2.3	0.8	-0.9	0.7

See footnotes at end of table.

Table 12. Producer price index percentage changes for the net output of selected industries and their products, not seasonally adjusted — Continued
 [October 2023]

Title ¹	Industry code	Product code	Unadjusted 12-month percent change ²	Unadjusted 1-month percent change ²				
			Oct. 2022 to Oct. 2023 ^P	May to June	June to July ^P	July to Aug. ^P	Aug. to Sept. ^P	Sept. to Oct. ^P
Specialty canning.....	311422		9.2	0.1	-3.8	8.7	0.0	0.0
Primary products.....		311422-P	8.5	0.1	-4.4	10.2	0.0	0.0
Canned baby foods and other canned specialty/nationality foods.....		311422-5	26.9	0.3	-17.5	47.8	0.0	0.0
Canned soups and stews, excluding frozen and seafood.....		311422-6	0.6	0.1	0.0	-0.1	0.0	0.0
Canned dry beans.....		311422-7	13.9	0.0	0.0	0.0	0.0	0.0
Secondary products and miscellaneous receipts.....		311422-SM						
Dried and dehydrated food manufacturing.....	311423		8.5	0.2	0.3	0.2	0.0	1.1
Primary products.....		311423-P	9.0	0.2	0.2	0.2	0.0	1.1
Soup mixes (including dried/dehydrated/freeze-dried) and bouillon.....		311423-1	-4.1	0.0	-0.6	-4.6	0.0	0.0
Dried and dehydrated fruits and vegetables, including freeze-dried.....		311423-5	10.3	0.3	0.4	1.9	0.0	0.1
Secondary products and miscellaneous receipts.....		311423-SM						
Dairy product mfg.	3115		-4.6	-1.8	-1.3	2.0	1.5	2.0
Dairy product (except frozen) mfg.....	31151		-5.1	-2.0	-1.4	2.2	1.6	2.1
Fluid milk manufacturing.....	311511		1.8	-1.3	-0.6	-0.5	2.5	2.4
Primary products.....		311511-P	0.9	-1.6	-0.6	-0.5	2.6	2.7
Yogurt, except frozen.....		311511-A	3.7	0.0	0.1	0.0	0.0	-0.2
Perishable dairy product alternatives, including plant-based.....		311511-D	8.6	0.0	0.0	0.0	0.0	0.0
Perishable beverage dairy milk alternatives, including plant-based.....		311511-D1	-	-	-	-	-	0.0
All other perishable dairy product alternatives, including plant-based.....		311511-D2	-	-	-	-	-	0.0
Fluid milk and cream, bulk sales.....		311511-1	1.4	-0.6	-0.1	0.6	4.2	8.0
Fluid milk and related products, packaged (incl. cartons, bottles, cans, etc.) excl. U.H.T.....		311511-5	-1.6	-2.8	-1.0	-1.1	3.7	2.8
Whole fluid milk, packaged, excluding U.H.T. and flavored.....		311511-51	-2.6	-3.4	-1.1	-1.5	4.5	2.3
Fluid milk, lowfat, incl. 2.0, 1.0, and 0.5 percent packaged, excl. U.H.T. and flavored.....		311511-52	-1.2	-3.6	-1.6	-1.6	4.4	2.0
Fat free or skim milk, packaged, excluding U.H.T. and flavored.....		311511-53	2.4	-4.1	-2.0	-1.7	3.9	3.4
Other fluid milk related products, incl. heavy & light cream, unflavored sour cream, etc.....		311511-59	-2.2	-0.1	0.4	0.2	1.6	4.4
Cottage cheese (including bakers', pot, and farmers' cheese).....		311511-7	-0.2	0.7	-0.3	0.4	0.1	0.9
Other packaged milk products incl. flavored milks, eggnog, buttermilk, etc.....		311511-9	4.8	-1.1	-0.7	-0.6	2.4	2.2
Secondary products and miscellaneous receipts.....		311511-SM						
Miscellaneous receipts.....		311511-M	-	0.1	0.8	-0.7	0.6	-
Secondary products.....		311511-S	11.4	0.3	-0.7	0.1	1.6	0.6
Creamery butter manufacturing.....	311512		5.5	-1.5	3.0	9.1	0.6	25.1
Primary products.....		311512-P	5.5	-1.5	3.0	9.0	0.6	25.1
Creamery butter.....		311512-0	5.5	-1.5	3.0	9.0	0.6	25.1
Cheese manufacturing.....	311513		-9.9	-2.5	-2.7	5.3	1.2	-2.0
Primary products.....		311513-P	-7.0	-2.4	-2.7	6.7	1.3	-1.6
Raw liquid whey.....		311513-A	-34.5	-4.0	-3.9	-0.7	1.3	4.5
Natural cheese (cheddar, Swiss, Italian, brick, cream, grated, dried etc.) excl. cottage cheese.....		311513-1	-6.1	-2.7	-2.2	6.5	1.3	-1.5
Natural cheese, except lowfat, shipped in consumer packages or containers (3 lbs. or less).....		311513-1111	-2.6	-0.3	0.0	-0.6	0.0	0.3
Natural cheese, except lowfat, shipped in packages or containers (more than 3 lbs.) or bulk.....		311513-1121	-9.6	-4.7	-4.1	13.0	2.3	-3.3
Lowfat natural cheese, except cottage cheese, shipped in consumer packages (3 lbs. or less).....		311513-1131	0.6	-0.1	0.2	0.2	0.4	-0.1
Lowfat natural cheese, except cottage cheese, shipped in packages (more than 3 lbs.) or in bulk.....		311513-1141	-10.3	-7.0	-6.2	20.8	3.5	-3.4
Process cheese and related products.....		311513-4	-10.0	-1.0	-5.2	8.5	1.2	-2.3
Process cheese, shipped in consumer packages or containers (3 lbs. or less) ..		311513-41	-9.8	-0.3	-4.1	7.6	0.8	-4.1
All other process cheese and related products.....		311513-49	-10.2	-1.5	-6.3	9.3	1.6	-0.9
Process cheese, shipped in packages or containers (more than 3 lbs.) or in bulk.....		311513-4921	-2.2	-3.6	-4.4	-0.8	1.2	10.5
Cheese food, spread, and other related products.....		311513-4961	-18.3	0.5	-8.0	19.3	1.9	-10.3
Secondary products and miscellaneous receipts.....		311513-SM						
Miscellaneous receipts.....		311513-M	3.0	-0.2	0.2	-0.3	1.4	0.1
Secondary products.....		311513-S	-31.6	-3.3	-2.8	-6.3	0.8	-6.1
Dry, condensed, and evaporated dairy products.....	311514		-16.1	-2.8	-2.0	-1.5	0.9	1.7
Primary products.....		311514-P	-15.7	-3.0	-2.6	-2.2	0.6	1.6
Ice cream mixes and related products.....		311514-A	-2.9	-0.7	0.5	-0.1	1.3	1.1
Dairy product alternatives, including plant-based.....		311514-D	10.6	5.8	0.0	0.0	0.0	0.5
Dry milk products and mixtures.....		311514-1	-26.0	-5.9	-4.6	-4.3	1.1	2.2
Milk products, shipped in consumer-type cans, excluding substitutes.....		311514-5	0.5	-0.1	0.1	0.1	0.3	0.0
Concentrated milk products shipped in bulk (barrels, drums, and tanks).....		311514-7	-24.1	-7.2	-1.5	2.0	-2.8	6.0

See footnotes at end of table.

Table 12. Producer price index percentage changes for the net output of selected industries and their products, not seasonally adjusted — Continued
 [October 2023]

Title ¹	Industry code	Product code	Unadjusted 12-month percent change ²	Unadjusted 1-month percent change ²				
			Oct. 2022 to Oct. 2023 ^P	May to June	June to July ^P	July to Aug. ^P	Aug. to Sept. ^P	Sept. to Oct. ^P
Dry, condensed, and evaporated dairy products - Continued								
Secondary products and miscellaneous receipts.....		311514-SM						
Secondary products.....		311514-S	-10.5	-1.0	4.1	5.1	3.9	2.2
Ice cream and frozen dessert mfg.....	31152		1.4	0.0	0.1	0.0	0.0	0.2
Ice cream and frozen dessert manufacturing.....	311520		1.4	0.0	0.1	0.0	0.0	0.2
Primary products.....		311520-P	1.7	0.0	0.1	0.0	0.1	0.2
Ice cream and frozen dessert manufacturing.....		311520-0	1.7	0.0	0.1	0.0	0.1	0.2
Ice cream, incl. custards (excl. lowfat and nonfat) shipped in bulk (containers 3 gal or more).....		311520-01	1.0	0.1	-0.1	-0.1	0.2	1.4
Ice cream, incl. custards (excl. lowfat and nonfat) shipped in sizes less than 3 gallons.....		311520-02	1.8	-0.1	0.1	0.1	0.0	0.0
Ice cream, including custards (excluding lowfat and nonfat), novelty forms.....		311520-03	1.3	0.2	0.0	0.0	0.1	0.3
Ice cream, including custards, lowfat and nonfat.....		311520-04	1.3	0.0	0.0	0.0	0.0	0.0
Frozen desserts containing fats other than butterfat (incl. soy, rice, almond, oats, etc.).....		311520-06	-	0.8	0.0	0.1	-0.2	0.2
Other frozen desserts (yogurt, sherbet, water ices, mellorine, frozen pudding, gelato, etc.).....		311520-09	3.3	0.1	0.5	-0.4	0.2	0.2
Secondary products and miscellaneous receipts.....		311520-SM						
Miscellaneous receipts.....		311520-M	7.0	0.1	0.1	0.5	0.7	0.0
Secondary products.....		311520-S	-	-0.4	-0.3	0.1	-0.5	0.0
Animal slaughtering & processing.....	31161		2.8	1.3	0.1	-0.3	2.0	-0.9
Animal, except poultry, slaughtering.....	311611		11.6	3.6	0.4	-2.1	0.6	-0.4
Primary products.....		311611-P	12.2	3.6	0.4	-2.1	0.6	-0.4
Pork, fresh/frozen, unprocessed, all cuts, except sausage, made in slaughtering plants.....		311611-A	-6.5	4.5	12.8	-2.8	-2.3	2.3
Pork, processed or cured, not canned or made into sausage, made in slaughtering plants.....		311611-G	5.6	1.2	-1.9	5.8	2.1	-0.4
Fresh and processed sausage, deli, and cooked meats, made in slaughtering plants.....		311611-J	-0.8	1.7	0.4	-0.2	4.4	2.8
Hides, skins, and pelts, made in slaughtering plants.....		311611-Q	-15.9	-3.7	-1.8	2.4	0.8	-7.1
Miscellaneous byproducts of slaughtering plants.....		311611-R	-13.9	0.4	10.1	2.7	1.3	-4.3
Beef, fresh or frozen, not canned or made into sausage, made in slaughtering plants.....		311611-1	27.3	4.4	-4.1	-3.6	1.2	-0.4
Beef, fresh/frozen whole/half carcass, not canned or made into sausage, misp.....		311611-10	28.2	14.2	-8.7	5.0	0.6	3.7
Beef, fresh/frozen variety meats, not canned or made into sausage, made in slaughtering plants.....		311611-16	15.7	0.1	-1.6	1.0	1.2	-1.8
Beef, fresh/frozen, primal and subprimal cuts, made in slaughtering plants.....		311611-17	27.8	3.9	-3.9	-4.6	1.2	-0.7
Lamb/mutton, fresh or frozen, not canned or made into sausage, made in slaughtering plants.....		311611-7	67.6	-0.7	-0.2	0.1	0.8	2.6
Secondary products and miscellaneous receipts.....		311611-SM						
Miscellaneous receipts.....		311611-M	-	-0.3	2.8	-	-	-
Secondary products.....		311611-S	-22.6	0.0	-0.5	-0.3	0.5	0.0
Meat processed from carcasses.....	311612		2.1	-0.6	3.2	0.9	0.9	-1.8
Primary products.....		311612-P	2.1	-0.6	3.3	0.9	0.9	-1.8
Other processed, frozen, or cooked meats, made from purchased carcasses.....		311612-A	8.5	0.9	3.6	-1.2	0.3	-1.6
Boxed meat (beef, pork, lamb, etc.), made from purchased carcasses.....		311612-A1	4.0	-1.1	3.3	0.3	0.4	-0.5
Frozen ground meat patties and other processed, frozen, or cooked meats, mfpc.....		311612-A5	9.9	1.5	3.7	-1.7	0.3	-1.9
Pork, processed or cured, not canned or made into sausage, mfpc.....		311612-1	-2.7	-5.0	4.8	2.0	6.6	-1.1
Pork, sweet-pickled, dry-cured, or dry salt, not canned or made into sausage, mfpc.....		311612-11	-1.4	0.1	0.2	-0.1	-0.4	-0.8
Smoked hams and picnics, excluding canned, made from purchased carcasses.....		311612-12	2.0	-16.0	21.6	-1.4	1.5	-0.7
Smoked slab bacon, made from purchased carcasses.....		311612-13	-23.7	-1.3	-1.1	10.8	-3.7	-5.7
Smoked sliced bacon, made from purchased carcasses.....		311612-14	-3.3	-1.1	-1.9	3.5	16.3	-0.8
Other smoked pork, not canned or made into sausage, made from purchased carcasses.....		311612-15	-4.7	-1.3	-0.2	-0.2	0.7	-0.2
Boiled ham, barbecue pork, and other cooked pork, except canned meats and sausage, mfpc.....		311612-16	-2.3	-2.6	5.9	3.5	1.1	-1.2
Sausage and similar products, excluding canned, made from purchased carcasses.....		311612-4	-3.3	0.1	2.0	3.8	-2.6	-2.9
Fresh sausage (pork sausage, breakfast links, etc.), excluding canned, mfpc.....		311612-41	-13.7	0.4	4.9	7.0	-3.8	-12.3
Dry or semidry sausage (salami, cervelat, pepperoni, summer sausage, pork roll, etc), mfpc.....		311612-42	1.0	-0.2	-0.2	4.3	0.7	-0.8
Frankfurters, including wieners, excluding canned, made from purchased carcasses.....		311612-43	2.3	-0.3	0.8	-0.1	0.3	0.2
Other sausage (smoked or cooked) & jellied goods & similar preparations, excluding canned, mfpc.....		311612-44	2.2	0.6	2.2	0.8	-8.6	7.6
Secondary products and miscellaneous receipts.....		311612-SM						

See footnotes at end of table.

Table 12. Producer price index percentage changes for the net output of selected industries and their products, not seasonally adjusted — Continued
 [October 2023]

Title ¹	Industry code	Product code	Unadjusted 12-month percent change ²	Unadjusted 1-month percent change ²				
			Oct. 2022 to Oct. 2023 ^P	May to June	June to July ^P	July to Aug. ^P	Aug. to Sept. ^P	Sept. to Oct. ^P
Meat processed from carcasses - Continued								
Secondary products.....		311612-S	-1.4	-0.3	-1.4	0.2	4.3	-0.3
Rendering and meat byproduct processing.....	311613		-3.7	-1.6	-1.0	3.7	3.1	-1.3
Primary products.....		311613-P	-3.1	-1.6	-1.0	3.4	3.1	-1.4
Lard, inedible tallow, and other greases, excluding wool grease.....		311613-2	-19.7	0.6	-0.6	4.2	4.1	-1.3
Animal and marine feed and fertilizer byproducts.....		311613-5	9.9	-2.9	-1.3	3.0	2.6	-1.4
Meat and bone meal.....		311613-51	13.2	-3.2	-1.8	4.2	2.4	-3.0
Animal and marine feed and fertilizer byproducts, except meat and bone meal..		311613-52	8.8	-2.6	-0.8	1.9	2.8	0.1
Secondary products and miscellaneous receipts.....		311613-SM						
Poultry processing.....	311615		-8.1	-0.2	-3.3	1.2	5.1	-0.9
Primary products.....		311615-P	-8.1	-0.3	-3.3	1.2	5.2	-0.9
Processed poultry and small game (except soups), containing 20 percent or more poultry or meat.....		311615-D	-0.4	3.2	-6.3	4.7	10.0	-0.2
Young chickens, including bulk, chilled, frozen, whole, and in parts.....		311615-1	-2.8	-0.2	-2.1	0.6	4.7	-0.9
Turkeys (including frozen, whole, and parts).....		311615-7	-39.6	-7.4	-3.1	-3.2	-2.5	-3.5
Other poultry and small game (including frozen), whole, and parts.....		311615-9	2.5	0.2	-1.1	0.0	0.0	0.6
Secondary products and miscellaneous receipts.....		311615-SM						
Secondary products.....		311615-S	-19.3	4.7	-0.6	4.6	-3.9	3.2
Seafood product preparation & packaging.....	3117		-3.8	0.7	0.2	-1.3	0.0	-1.3
Seafood product preparation and packaging.....	31171		-3.8	0.7	0.2	-1.3	0.0	-1.3
Seafood product preparation and packaging.....	311710		-3.8	0.7	0.2	-1.3	0.0	-1.3
Primary products.....		311710-P	-3.9	0.7	0.3	-1.3	0.0	-1.3
Prepared frozen shellfish.....		311710-3	-17.5	-0.5	-1.4	-4.5	-0.9	2.0
Prepared fresh fish/seafood, inc. surimi/surimi-based products.....		311710-6	-4.1	-0.2	0.6	-0.8	1.1	-1.2
Prepared frozen fish.....		311710-7	-9.2	-2.7	-1.0	-1.4	-0.4	-2.0
Other prepared fresh and frozen seafood.....		311710-9	28.9	12.8	4.2	-0.2	0.0	0.7
Secondary products and miscellaneous receipts.....		311710-SM						
Secondary products.....		311710-S	-	-0.5	0.0	0.1	0.0	0.0
Bakeries & tortilla mfg.....	3118		3.9	0.3	0.0	0.1	0.8	0.1
Bread & bakery product mfg.....	31181		5.2	0.4	0.1	0.1	1.1	-0.1
Retail bakeries.....	311811		5.0	0.0	1.5	-0.2	0.7	0.0
Primary products.....		311811-P	5.9	0.0	1.8	-0.3	0.9	0.0
Retail bakery products.....		311811-0	5.9	0.0	1.8	-0.3	0.9	0.0
Secondary products and miscellaneous receipts.....		311811-SM						
Commercial bakeries.....	311812		5.1	0.6	-0.1	0.0	1.3	-0.1
Primary products.....		311812-P	5.6	0.6	-0.1	0.2	1.3	0.0
Bread (white, wheat, rye, etc.), including frozen.....		311812-1	4.9	1.0	1.4	-0.5	1.1	-0.3
White pan bread.....		311812-15	3.8	0.4	2.0	-1.3	1.0	-0.6
White hearth bread (French, Italian, etc.).....		311812-16	3.4	0.0	0.3	0.3	0.0	0.6
Dark wheat breads (whole wheat, cracked wheat, multigrain, etc.).....		311812-17	7.0	1.5	3.2	0.0	-0.6	-0.4
Other variety breads (rye, unleavened, raisin, potato, self-rising, salt-free, canned, etc.).....		311812-18	6.1	2.3	-0.8	-0.1	3.3	0.0
Rolls, bread-type (including muffins, bagels, and croissants), including frozen.....		311812-5	6.4	0.2	-1.6	0.9	1.7	0.3
Rolls, hamburger and wiener.....		311812-51	4.8	-2.8	-2.3	0.0	2.8	0.3
All other rolls, bread-type (incl. muffins, bagels, and croissants).....		311812-59	7.0	2.9	-1.0	1.7	0.7	0.2
Soft cakes, excluding frozen.....		311812-7	5.4	1.2	-0.4	0.7	2.3	-0.1
Pies (fruit, cream, and custard), excluding frozen.....		311812-8	-	-	-	-	-	-
Other sweet goods, excluding frozen.....		311812-9	7.3	0.0	0.0	0.0	0.2	0.0
Secondary products and miscellaneous receipts.....		311812-SM						
Miscellaneous receipts.....		311812-M	-	0.0	0.3	2.4	0.1	-
Secondary products.....		311812-S	-0.4	0.2	0.0	-2.4	1.6	-1.0
Frozen cakes and other pastries manufacturing.....	311813		6.0	-0.1	-0.1	0.5	-0.2	0.0
Primary products.....		311813-P	6.3	-0.2	-0.1	0.5	-0.2	0.0
Frozen cakes, pies, and other pastries.....		311813-0	6.3	-0.2	-0.1	0.5	-0.2	0.0
Secondary products and miscellaneous receipts.....		311813-SM						
Secondary products.....		311813-S	3.3	0.2	0.0	0.6	0.0	0.0
Cookie, cracker & pasta mfg.....	31182		0.8	0.0	-0.2	0.1	0.0	0.4
Cookie and cracker manufacturing.....	311821		2.6	0.0	0.0	-0.1	0.0	0.0
Primary products.....		311821-P	2.5	0.0	0.0	-0.1	0.0	0.0
Crackers, biscuits, and related products.....		311821-2	0.2	0.0	0.1	0.0	0.0	0.0
Saltines and all other crackers, cracker meal and crumbs, and biscuits.....		311821-24	0.2	0.0	0.1	0.0	0.0	0.0
Cookies, wafers, and ice cream cones and cups (excluding frozen).....		311821-4	4.0	0.0	0.0	-0.1	0.0	0.0

See footnotes at end of table.

Table 12. Producer price index percentage changes for the net output of selected industries and their products, not seasonally adjusted — Continued
 [October 2023]

Title ¹	Industry code	Product code	Unadjusted 12-month percent change ²	Unadjusted 1-month percent change ²				
			Oct. 2022 to Oct. 2023 ^P	May to June	June to July ^P	July to Aug. ^P	Aug. to Sept. ^P	Sept. to Oct. ^P
Cookie and cracker manufacturing - Continued								
Secondary products and miscellaneous receipts.....		311821-SM						
Secondary products.....		311821-S	4.2	0.0	0.0	0.0	0.0	0.0
Dry pasta, dough, and flour mixes manufacturing from purchased flour.....								
Primary products.....	311824	311824-P	-0.5	0.1	-0.5	0.1	-0.1	0.6
Prepared flour mixes (incl refrigerated & frozen doughs & batters) made from purchased flour.....		311824-1	-0.8	0.1	-0.5	0.2	-0.1	0.7
Flour mixes (refrigerated & frozen doughs & batters), ex cake mixes, made from purchased flour.....		311824-12	-1.3	0.1	0.2	0.3	-0.1	0.4
Dry macaroni, spaghetti and egg noodle products (excluding canned or frozen).....		311824-3	-1.4	0.1	0.3	0.3	-0.1	0.4
Secondary products and miscellaneous receipts.....		311824-SM	0.1	0.0	-2.0	0.0	0.0	1.2
Secondary products.....		311824-S	-2.3	-0.4	1.0	-1.6	0.0	-0.1
Tortilla mfg.....	31183		7.5	-0.3	0.4	1.0	1.7	0.7
Tortilla manufacturing.....								
Primary products.....	311830		7.5	-0.3	0.4	1.0	1.7	0.7
Tortillas, sold in bulk or packages, excluding frozen or canned.....		311830-P	7.9	-0.3	0.5	1.1	1.8	0.8
Secondary products and miscellaneous receipts.....		311830-0	7.9	-0.3	0.5	1.1	1.8	0.8
Miscellaneous receipts.....		311830-SM						
Secondary products.....		311830-M	1.2	0.0	0.0	0.0	0.0	0.0
		311830-S	3.8	-0.3	-0.4	-0.9	0.1	-0.3
Other food manufacturing.....								
Snack food mfg.....	3119		-2.2	-1.5	0.3	0.9	-0.3	-0.6
Roasted nuts and peanut butter manufacturing.....								
Primary products.....	31191		6.5	0.2	0.7	-0.3	-0.8	-0.1
Nuts and seeds (salted, roasted, cooked, or blanched).....		311911-P	-4.2	0.8	2.2	-2.0	-2.6	-0.1
Nuts (salted, roasted, cooked, or blanched), sold in bulk.....		311911-1	-4.1	0.8	2.3	-2.1	-2.8	0.0
Canned nuts (salted, roasted, cooked, or blanched).....		311911-11	-5.4	0.4	2.9	-2.4	-3.4	-0.1
All other packaged nuts, including all types of seeds (salted, roasted, cooked, or blanched).....		311911-11	-7.6	0.5	3.1	-2.7	-3.9	0.0
Peanut butter.....		311911-12	-2.3	-2.4	3.9	-3.4	4.1	-1.7
Secondary products and miscellaneous receipts.....		311911-13	-1.7	0.5	-1.4	2.4	0.7	-0.6
Secondary products.....		311911-4	6.7	3.8	-2.0	0.4	1.8	0.2
		311911-SM						
		311911-S	4.9	0.7	0.3	3.0	3.3	-0.1
Other snack food manufacturing.....								
Primary products.....	311919		11.8	-0.1	0.0	0.4	0.0	-0.2
Potato chips and sticks, plain and flavored.....		311919-P	12.2	-0.1	0.0	0.5	0.0	-0.2
Corn chips and related products.....		311919-1	15.3	-0.1	-0.1	0.0	0.0	-0.2
Other chips, sticks (hard pretzels, bacon rinds, popcorn (except candied), etc.).....		311919-4	8.6	-0.5	0.0	1.3	0.0	-0.3
Secondary products and miscellaneous receipts.....		311919-7	12.4	0.2	0.0	0.0	0.1	0.0
		311919-SM						
Coffee & tea mfg.....	31192		8.5	-0.1	0.0	6.8	0.1	-0.2
Coffee and tea manufacturing.....								
Primary products.....	311920		8.5	-0.1	0.0	6.8	0.1	-0.2
Roasted coffee.....		311920-P	8.7	-0.1	0.0	6.8	0.1	-0.2
Coffee, concentrated, including coffee substitutes.....		311920-1	8.4	-0.1	0.0	7.6	0.1	-0.2
Tea in consumer packages.....		311920-5	2.9	0.0	0.0	2.9	0.0	0.0
Secondary products and miscellaneous receipts.....		311920-7	13.9	-0.1	0.2	0.8	0.1	-0.3
Miscellaneous receipts.....		311920-SM						
		311920-M	-	0.0	0.0	0.0	0.0	-
Flavoring syrup & concentrate mfg.....								
Flavoring syrup and concentrate manufacturing.....	31193		4.0	0.1	0.0	0.0	0.0	0.0
Flavoring syrup and concentrate manufacturing.....								
Primary products.....	311930		4.0	0.1	0.0	0.0	0.0	0.0
Liquid beverage bases, excluding use by soft drink bottlers.....		311930-P	4.4	0.4	0.0	0.0	0.0	0.0
Soft drink flavoring syrup, sold in bulk.....		311930-1	3.3	1.2	0.0	0.0	0.0	0.0
Other flavoring agents (except chocolate syrups).....		311930-6	7.7	0.0	0.0	0.0	0.0	0.0
Secondary products and miscellaneous receipts.....		311930-8	2.4	0.0	0.0	0.0	0.0	0.0
Secondary products.....		311930-SM						
		311930-S	5.6	0.0	0.0	0.0	0.0	0.0
Seasoning & dressing mfg.....								
Mayonnaise, dressing, and sauce manufacturing.....	31194		4.8	-0.1	1.9	0.2	0.0	0.0
Mayonnaise, dressing, and sauce manufacturing.....								
Primary products.....	311941		7.6	-0.4	3.7	0.2	-0.1	0.0
Vinegar and cider.....		311941-P	6.7	-0.4	4.2	0.0	-0.1	0.0
Prepared sauces, excluding tomato-based sauces and sauces comprised of 20 percent or more meat.....		311941-1	4.6	0.0	0.0	0.0	0.0	0.0
Mayonnaise, salad dressings, and sandwich spreads.....		311941-4	12.9	-0.5	8.0	0.0	0.0	0.0
Spoon-type salad dressing incl. mayonnaise, sandwich spreads, refrigerated dressings, semisolid.....		311941-7	1.1	-0.3	0.7	0.0	-0.3	0.0
		311941-75	2.2	-0.5	1.9	0.0	0.0	0.0

See footnotes at end of table.

Table 12. Producer price index percentage changes for the net output of selected industries and their products, not seasonally adjusted — Continued
 [October 2023]

Title ¹	Industry code	Product code	Unadjusted 12-month percent change ²	Unadjusted 1-month percent change ²				
			Oct. 2022 to Oct. 2023 ^P	May to June	June to July ^P	July to Aug. ^P	Aug. to Sept. ^P	Sept. to Oct. ^P
Mayonnaise, dressing, and sauce manufacturing - Continued								
Pourable-type salad dressing (reduced calorie, cheese, vinegar and oil, etc.)...		311941-76	-0.4	0.0	-1.0	0.0	-0.8	0.0
Secondary products and miscellaneous receipts.....		311941-SM						
Miscellaneous receipts.....		311941-M	2.1	0.0	0.0	0.0	0.0	0.0
Secondary products.....		311941-S	12.3	0.0	-0.3	2.1	0.1	0.0
Spice and extract manufacturing.....	311942		1.9	0.1	0.0	0.2	0.1	0.1
Primary products.....		311942-P	1.9	0.1	0.0	0.2	0.1	0.1
Table salt (evaporated), pepper (white and black), and other spices.....		311942-1	0.4	0.3	-0.1	-0.2	-0.3	0.2
Pepper and other spices in commercial sizes (1 lb or more).....		311942-16	-0.4	0.6	-0.2	0.0	-1.3	0.8
Flavoring extracts, emulsions, liquid flavors, and food colorings.....		311942-6	1.9	0.0	0.0	0.0	0.0	0.0
Dry mix food preparations.....		311942-7	3.3	0.0	0.0	0.8	0.6	0.0
Secondary products and miscellaneous receipts.....		311942-SM						
All other food mfg.....	31199		-20.8	-5.9	-1.3	0.5	-0.3	-2.1
Perishable prepared food manufacturing.....	311991		-7.0	-0.8	-2.7	0.7	1.0	-2.4
Primary products.....		311991-P	-6.9	-0.9	-2.8	0.7	1.0	-2.5
Perishable prepared foods.....		311991-0	-6.9	-0.9	-2.8	0.7	1.0	-2.5
Secondary products and miscellaneous receipts.....		311991-SM						
Miscellaneous receipts.....		311991-M	3.5	0.0	0.0	0.0	0.0	0.0
All other miscellaneous food manufacturing.....	311999		-31.7	-11.0	0.3	0.3	-1.6	-1.7
Primary products.....		311999-P	-33.2	-11.8	0.5	0.3	-1.6	-1.7
All other miscellaneous manufactured foods.....		311999-0	-33.2	-11.8	0.5	0.3	-1.6	-1.7
Secondary products and miscellaneous receipts.....		311999-SM						
Beverage & tobacco mfg.....	312		7.2	0.1	-0.2	0.7	0.0	1.1
Beverage mfg.....	3121		4.2	0.1	-0.9	0.5	-0.2	0.3
Soft drink & ice mfg.....	31211		5.9	0.6	-1.7	0.9	-0.8	0.3
Soft drink manufacturing.....	312111		6.4	0.9	-1.9	0.5	-0.9	0.8
Primary products.....		312111-P	6.1	0.9	-2.0	0.6	-0.9	0.7
Soft drinks, non-carbonated.....		312111-A	5.7	1.1	-5.8	1.1	-1.2	1.5
Soft drinks, non-carbonated, all other types.....		312111-A3	6.5	0.8	-0.2	-0.1	0.7	0.5
Soft drinks, non-carbonated, fruit drinks, cocktails, ades.....		312111-A4	2.8	1.2	-8.4	1.7	-2.2	2.0
Soft drinks, bottled, canned, glass, plastic, carbonated.....		312111-2	6.4	0.9	-0.2	0.4	-0.7	0.4
Secondary products and miscellaneous receipts.....		312111-SM						
Miscellaneous receipts.....		312111-M	5.2	-2.4	-0.4	0.9	-0.3	4.4
Secondary products.....		312111-S	6.9	-0.9	2.1	-1.7	-0.8	1.9
Bottled water manufacturing.....	312112		2.9	-0.7	-0.6	3.1	-0.3	-2.3
Primary products.....		312112-P	2.9	-0.7	-0.6	3.1	-0.3	-2.3
Bottled water.....		312112-0	2.9	-0.7	-0.6	3.1	-0.3	-2.3
Secondary products and miscellaneous receipts.....		312112-SM						
Secondary products.....		312112-S2	5.7	0.1	0.0	0.2	0.0	0.5
Ice manufacturing.....	312113		11.1	0.1	0.8	0.0	0.5	0.0
Primary products.....		312113-P	11.3	0.1	0.8	0.0	0.5	0.0
Ice, manufactured (cubed, crushed, etc.), including can or block.....		312113-0	11.3	0.1	0.8	0.0	0.5	0.0
Secondary products and miscellaneous receipts.....		312113-SM						
Miscellaneous receipts.....		312113-M	-	0.0	0.0	0.0	0.0	-
Breweries.....	31212		1.7	-0.1	-0.1	0.0	0.4	0.5
Breweries.....	312120		1.7	-0.1	-0.1	0.0	0.4	0.5
Primary products.....		312120-P	1.3	-0.1	-0.1	0.0	0.4	0.6
Canned beer and ale case goods.....		312120-1	1.0	0.0	0.0	-0.1	0.2	0.0
Bottled beer and ale case goods.....		312120-5	1.0	-0.1	-0.3	-0.1	0.0	1.4
Beer and ale in barrels and kegs.....		312120-7	2.4	-0.2	0.0	0.0	1.0	0.8
All other malt beverages and brewing products.....		312120-9	-0.4	0.1	-0.2	0.3	-0.8	0.1
Secondary products and miscellaneous receipts.....		312120-SM						
Miscellaneous receipts.....		312120-M	4.6	0.0	0.0	0.0	0.0	0.0
Wineries.....	31213		6.7	0.1	-0.2	0.3	0.6	0.0
Wineries.....	312130		6.8	0.1	-0.1	0.3	0.6	0.0
Primary products.....		312130-P	6.7	0.1	-0.2	0.3	0.6	0.0
Wines, brandy, and brandy spirits.....		312130-0	6.7	0.1	-0.2	0.3	0.6	0.0
Wines, white, red, and rose grape, and other fruits, 14 percent or less alcohol...		312130-08	1.9	0.1	-0.3	0.2	0.7	-0.1
Wines, white grape, 14 percent or less alcohol content.....		312130-0811	3.1	0.0	0.0	0.0	1.4	0.3
Wines, red grape, 14 percent or less alcohol content.....		312130-0821	0.8	0.2	-0.5	0.5	0.0	-0.7

See footnotes at end of table.

Table 12. Producer price index percentage changes for the net output of selected industries and their products, not seasonally adjusted — Continued
 [October 2023]

Title ¹	Industry code	Product code	Unadjusted 12-month percent change ²	Unadjusted 1-month percent change ²				
			Oct. 2022 to Oct. 2023 ^P	May to June	June to July ^P	July to Aug. ^P	Aug. to Sept. ^P	Sept. to Oct. ^P
Wineries - Continued								
Wines, rose grape and other fruits and berries, 14 percent or less alcohol. . . .		312130-0831	0.3	0.0	0.0	0.0	0.0	0.0
Wines, dessert, effervescent, and wine coolers.		312130-09	10.0	0.0	0.0	1.9	-0.2	4.2
All other wines, brandy, and brandy spirits.		312130-0B	22.0	0.5	0.2	0.0	0.0	-0.8
Secondary products and miscellaneous receipts.		312130-SM						
Miscellaneous receipts.		312130-M	13.1	0.0	1.9	0.0	0.0	0.2
Distilleries.	31214		0.6	-2.6	-0.4	0.0	0.0	-0.1
Distilleries.	312140		0.6	-2.6	-0.4	0.0	0.0	-0.1
Primary products.		312140-P	0.5	-2.7	-0.4	0.0	0.0	-0.1
Distilled liquor, excluding brandy.		312140-2	0.4	-5.4	-0.9	0.0	0.0	0.0
Distilled whiskey, all other distilled liquor, excluding brandy.		312140-22	-3.4	-5.4	-0.9	0.0	0.0	0.0
Bottled liquor, excluding brandy.		312140-5	0.5	-0.1	0.0	0.0	0.0	-0.2
Bottled whiskey.		312140-5B	0.7	-0.1	0.0	0.0	0.0	0.0
Bottled gin, vodka, rum, cordials, cocktails, and similiar compounds.		312140-5C	0.6	0.0	0.0	0.0	0.0	-0.5
Secondary products and miscellaneous receipts.		312140-SM						
Miscellaneous receipts.		312140-M	11.6	0.0	0.0	4.1	0.0	0.0
Tobacco mfg.	3122		12.6	0.0	0.9	1.1	0.2	2.4
Tobacco manufacturing.	31223		12.6	0.0	0.9	1.1	0.2	2.4
Tobacco manufacturing.	312230		12.6	0.0	0.9	1.1	0.2	2.4
Primary products.		312230-P	12.7	0.0	0.9	1.1	0.2	2.4
Tobacco stemming and redrying.		312230-0	1.8	0.0	0.0	0.0	0.0	0.0
Tobacco, unstemmed leaf, redried before packing.		312230-01	3.3	-0.1	0.0	0.1	0.0	0.1
Tobacco, stemmed.		312230-04	-	0.0	0.0	-0.2	0.0	-
Cigarettes, excluding electronic.		312230-1	14.0	0.0	1.1	1.3	0.4	2.8
Other tobacco products.		312230-9	6.0	0.2	0.2	0.0	-0.5	0.2
Cigars.		312230-91	7.3	1.3	1.0	0.0	0.0	0.0
Chewing and smoking tobacco.		312230-94	5.8	0.0	0.0	0.0	-0.6	0.3
Secondary products and miscellaneous receipts.		312230-SM						
Textile mills.	313		-3.3	-0.1	-0.3	-0.3	0.1	-0.2
Fiber, yarn, and thread mills.	3131		-10.2	0.3	0.3	-0.2	0.3	-0.2
Fiber, yarn, and thread mills.	31311		-10.2	0.3	0.3	-0.2	0.3	-0.2
Fiber, yarn, and thread mills.	313110		-10.2	0.3	0.3	-0.2	0.3	-0.2
Primary products.		313110-P	-10.2	0.3	0.3	-0.2	0.3	-0.2
Spun yarns.		313110-4	-13.9	0.1	0.0	0.1	0.0	0.8
Cotton spun yarns.		313110-42	-13.5	0.4	0.0	0.0	0.0	0.1
Rayon, acetate, and lyocell spun yarns.		313110-45	-3.9	0.0	0.0	0.0	0.0	0.0
Noncellulosic fiber and other natural fiber (excluding cotton and wool) spun yarns.		313110-47	-13.1	-0.4	-0.1	1.0	0.0	-0.1
Other noncellulosic fiber & other natural fiber yarns, spun & finished in the same est.		313110-475	-	-1.7	0.0	0.0	0.0	-0.3
Textured and twisted yarns.		313110-6	-5.8	0.4	0.6	-0.6	0.6	-1.2
Textured/cripped/bulked filament yarns, incl. stretch yarn, made from purchased filament yarn.		313110-6H	-	0.6	0.6	-0.6	0.6	-1.2
Fabric mills.	3132		-0.1	-0.2	-0.2	-0.4	0.1	0.0
Broadwoven fabric mills.	31321		2.9	0.1	-0.3	-0.2	0.1	0.2
Broadwoven fabric mills.	313210		2.9	0.1	-0.3	-0.2	0.1	0.2
Primary products.		313210-P	2.8	0.1	-0.3	-0.2	0.1	0.2
Fabricated textile products, made in weaving mills.		313210-W	-5.1	0.6	1.8	-3.7	-0.3	-0.4
Cotton broadwoven fabrics.		313210-4	5.3	0.0	-1.3	0.0	0.3	0.1
Manmade, silk, and other natural fiber (excluding cotton and wool) broadwoven fabrics.		313210-8	0.8	0.0	-0.1	-0.1	0.0	0.3
Greige manmade, silk, and other natural fiber (exc cotton/wool) broadwoven fabrics.		313210-81	0.7	0.0	-0.1	-0.1	0.1	0.3
Finished manmade, silk, & natural fiber (exc cotton/wool) broadwoven, finished in weaving mills.		313210-83	1.1	0.1	-0.2	0.1	-0.1	0.4
Secondary products and miscellaneous receipts.		313210-SM						
Narrow fabric mills and schiffli embroidery.	31322		1.5	-0.7	-0.5	1.0	0.1	-0.1
Narrow fabric mills and schiffli embroidery.	313220		1.5	-0.7	-0.5	1.0	0.1	-0.1
Primary products.		313220-P	1.6	-0.7	-0.5	1.0	0.1	-0.1
Woven narrow fabrics (12 inches or less in width).		313220-2	2.5	-1.2	-0.8	1.4	0.2	0.3
Braided narrow fabrics (12 inches or less in width).		313220-4	-0.4	1.1	0.0	0.0	0.0	-0.2
Secondary products and miscellaneous receipts.		313220-SM						

See footnotes at end of table.

Table 12. Producer price index percentage changes for the net output of selected industries and their products, not seasonally adjusted — Continued
 [October 2023]

Title ¹	Industry code	Product code	Unadjusted 12-month percent change ²	Unadjusted 1-month percent change ²				
			Oct. 2022 to Oct. 2023 ^P	May to June	June to July ^P	July to Aug. ^P	Aug. to Sept. ^P	Sept. to Oct. ^P
Narrow fabric mills and schiffli embroidery - Continued								
Secondary products.....		313220-S	0.0	0.0	0.0	0.0	0.0	-0.1
Nonwoven fabric mills.....	31323		-2.1	-0.4	-0.1	-0.7	0.1	0.0
Nonwoven fabric mills.....	313230		-2.1	-0.4	-0.1	-0.7	0.1	0.0
Primary products.....		313230-P	-2.1	-0.4	-0.1	-0.7	0.1	0.0
Nonwoven fabrics.....		313230-1	-2.0	-0.2	-0.1	-0.8	0.1	-0.1
Pressed, punched, or needled felts, excluding hats.....		313230-5	-3.6	-3.5	-0.8	0.3	-0.3	0.7
Secondary products and miscellaneous receipts.....		313230-SM1						
Knit fabric mills.....	31324		1.1	0.1	-0.2	0.0	0.3	0.0
Knit fabric mills.....	313240		1.1	0.1	-0.2	0.0	0.3	0.0
Primary products.....		313240-P	1.2	0.1	-0.2	0.0	0.3	0.0
Weft (circular) knit fabrics.....		313240-2	-0.5	-0.1	-0.4	0.0	0.2	0.0
Weft (circular) knit fabrics, greige goods (excluding hosiery).....		313240-21	-2.0	-0.2	-1.3	0.0	0.0	0.0
Weft (circular) knit fabrics, knit and finished in the same establishment (excl hosiery).....		313240-23	0.3	0.0	0.0	0.0	0.2	0.0
Other knit fabrics and laces.....		313240-4	3.0	0.2	0.0	-0.1	0.4	0.0
Warp knit fabrics, greige goods (excluding hosiery).....		313240-41	-0.5	0.6	0.0	0.0	0.0	0.0
Warp knit fabrics, knit and finished in same establishment.....		313240-43	5.5	0.0	0.0	-0.2	0.7	-0.1
Secondary products and miscellaneous receipts.....		313240-SM1						
Textile and fabric finishing mills.....	3133		-3.2	-0.1	-0.8	-0.1	-0.1	-0.8
Textile and fabric finishing mills.....	31331		-6.0	-0.6	-1.1	-0.3	-0.5	-0.8
Textile and fabric finishing mills.....	313310		-6.0	-0.6	-1.1	-0.3	-0.5	-0.8
Primary products.....		313310-P	-6.5	-0.6	-1.1	-0.4	-0.5	-0.9
Textile and fabric finishing, except broadwoven.....		313310-B	-14.7	-0.2	-1.8	-0.8	0.0	-3.4
Finished broadwoven fabrics, finished in finishing mills.....		313310-4	-3.7	-0.8	-0.8	-0.2	-0.7	0.0
Commission finishing of cotton broadwoven fabrics.....		313310-43	6.6	0.0	-0.1	-0.2	-0.2	0.0
Other finished broadwoven fabrics (excl. cotton and wool), finished in finishing mills.....		313310-45	-19.4	-2.7	-2.5	-0.2	-2.2	0.0
Other commission finishing of broadwoven fabrics (excl. cotton & wool).....		313310-47	6.7	0.1	-0.3	-0.3	0.1	0.0
Secondary products and miscellaneous receipts.....		313310-SM						
Fabric coating mills.....	31332		3.4	0.8	-0.3	0.5	0.7	-0.6
Fabric coating mills.....	313320		3.4	0.8	-0.3	0.5	0.7	-0.6
Primary products.....		313320-P	3.4	0.8	-0.3	0.5	0.7	-0.6
Vinyl coated fabrics, including expanded vinyl coated.....		313320-1	-1.2	0.1	0.0	0.7	1.4	-2.3
Rubber coated fabrics, garments, and footwear.....		313320-4	4.8	0.0	0.0	2.1	0.0	0.0
Coated or laminated fabrics and coated yarns, incl. impregnated fabrics.....		313320-5	5.3	1.3	-0.4	0.2	0.5	0.0
Secondary products and miscellaneous receipts.....		313320-SM						
Secondary products.....		313320-S	1.4	-0.1	-0.3	-0.8	0.0	-0.5
Textile product mills.....	314		2.6	-0.1	0.1	0.5	0.9	0.0
Textile furnishings mills.....	3141		2.0	-0.4	-0.1	0.9	1.4	0.0
Carpet and rug mills.....	31411		2.3	-0.5	-0.1	1.2	1.8	0.0
Carpet and rug mills.....	314110		2.3	-0.5	-0.1	1.2	1.8	0.0
Primary products.....		314110-P	2.0	-0.5	-0.1	1.2	1.8	0.0
Carpet and rugs.....		314110-0	2.0	-0.5	-0.1	1.2	1.8	0.0
Secondary products and miscellaneous receipts.....		314110-SM						
Curtain and linen mills.....	31412		0.8	0.1	0.0	0.0	0.0	0.0
Curtain and linen mills.....	314120		0.8	0.1	0.0	0.0	0.0	0.0
Primary products.....		314120-P	0.4	0.1	0.0	0.0	0.0	0.0
Curtains and draperies, made from purchased materials.....		314120-1	0.7	0.0	0.7	0.0	0.0	0.0
Other household textile products, made from purchased materials.....		314120-8	0.3	0.1	-0.4	0.0	0.0	0.0
Bedspreads, made from purchased materials.....		314120-83	0.0	0.0	0.0	0.0	0.0	0.0
Other household furnishings, made from purchased materials.....		314120-89	0.3	0.1	-0.5	0.0	0.0	0.0
Secondary products and miscellaneous receipts.....		314120-SM						
Miscellaneous receipts.....		314120-M	5.0	0.0	0.6	0.0	0.0	0.0
Secondary products.....		314120-S	2.0	-1.2	0.0	0.0	0.0	1.2
Other textile product mills.....	3149		3.3	0.2	0.4	0.1	0.3	0.1
Textile bag and canvas mills.....	31491		2.8	0.0	1.3	0.0	0.0	0.1
Textile bag and canvas mills.....	314910		2.8	0.0	1.3	0.0	0.0	0.1
Primary products.....		314910-P	2.8	0.0	1.5	0.0	0.0	0.1

See footnotes at end of table.

Table 12. Producer price index percentage changes for the net output of selected industries and their products, not seasonally adjusted — Continued
 [October 2023]

Title ¹	Industry code	Product code	Unadjusted 12-month percent change ²	Unadjusted 1-month percent change ²				
			Oct. 2022 to Oct. 2023 ^P	May to June	June to July ^P	July to Aug. ^P	Aug. to Sept. ^P	Sept. to Oct. ^P
Textile bag and canvas mills - Continued								
Textile bags.....		314910-1	5.5	0.0	0.0	0.0	0.0	0.0
Canvas and related products.....		314910-5	2.4	0.0	1.7	0.0	0.0	0.2
Secondary products and miscellaneous receipts.....		314910-SM						
Miscellaneous receipts.....		314910-M	0.0	0.0	0.0	0.0	0.0	0.0
Secondary products.....		314910-S	2.6	0.1	0.0	0.0	0.0	0.0
All other textile product mills.....	31499		3.5	0.3	-0.1	0.2	0.4	0.0
Rope, twine, tire cord, and tire fabric mills.....								
Rope, twine, tire cord, and tire fabric mills.....	314994		-4.9	0.1	-0.6	0.4	-0.2	-0.1
Primary products.....		314994-P	-5.3	0.1	-0.7	0.4	-0.1	-0.1
Rope, cordage, and twine.....		314994-4	4.9	0.2	0.2	0.3	-0.3	-0.3
Tire cord and tire fabrics.....		314994-7	-12.6	0.0	-1.4	0.4	0.0	0.0
Secondary products and miscellaneous receipts.....		314994-SM						
Miscellaneous receipts.....		314994-M	6.6	0.3	0.0	-0.1	-0.6	-0.1
All other miscellaneous textile product mills.....	314999		6.6	0.3	0.1	0.1	0.6	0.1
Primary products.....		314999-P	6.9	0.4	0.0	0.1	0.4	0.1
Embroideries (excluding Schiffli machine products) and embroidery contractors.....		314999-6	3.6	0.0	0.0	0.6	0.5	0.0
Trimings and findings, excluding automobile and apparel.....		314999-7	7.0	0.0	0.0	0.0	0.0	0.0
All other miscellaneous fabricated textile products.....		314999-8	7.7	0.5	0.0	0.0	0.3	0.2
Secondary products and miscellaneous receipts.....		314999-SM						
Miscellaneous receipts.....		314999-M	8.1	0.0	0.5	0.0	2.1	0.0
Secondary products.....		314999-S	1.3	0.0	0.0	-0.2	0.3	0.2
Apparel manufacturing.....	315		2.5	0.1	0.1	0.0	0.3	0.1
Apparel knitting mills.....	3151		1.5	0.0	0.7	0.0	0.0	0.0
Apparel Knitting Mills.....	31512		-	0.0	0.7	0.0	0.0	0.0
Apparel knitting mills.....	315120		-	0.0	0.7	0.0	0.0	0.0
Primary products.....		315120-P	-	0.0	0.7	0.0	0.0	0.0
Hosiery and socks.....		315120-1	0.7	0.0	0.8	0.0	0.0	0.0
Hosiery and socks.....		315120-10	0.7	0.0	0.8	0.0	0.0	0.0
Other apparel knitting mills.....		315120-2	4.9	0.0	0.0	0.0	0.0	0.0
Secondary products and miscellaneous receipts.....		315120-SM						
Cut and sew apparel manufacturing.....	3152		2.4	0.0	0.0	0.0	0.1	0.1
Cut and sew apparel contractors.....	31521		6.9	0.0	0.0	0.0	0.0	0.0
Cut and sew apparel contractors.....	315210		6.9	0.0	0.0	0.0	0.0	0.0
Primary products.....		315210-P	7.1	0.0	0.0	0.0	0.0	0.0
Contract receipts for men's and boys' (including unisex) apparel.....		315210-4	7.5	0.0	0.0	0.0	0.0	0.0
Contract receipts for men's and boys' pants, work apparel, and other outerwear.....		315210-48	8.8	0.0	0.0	0.0	0.0	0.0
Secondary products and miscellaneous receipts.....		315210-SM						
Cut and sew apparel manufacturing (except contractors).....	31525		-	0.0	0.0	0.0	0.1	0.2
Cut and sew apparel manufacturing (except contractors).....	315250		-	0.0	0.0	0.0	0.1	0.2
Primary products.....		315250-P	-	0.0	0.0	0.0	0.1	0.2
Men's and boys' cut and sew apparel manufacturing.....		315250-1	4.1	0.0	-0.3	0.1	0.0	0.6
Men's and boys' nightwear, robes, and underwear, made from purchased fabrics.....		315250-11	0.3	0.0	0.0	0.0	0.0	0.3
Men's and boys' suits, coats, and overcoats, made from purchased fabrics.....		315250-12	-	0.0	0.0	0.0	0.0	1.4
Men's and boys' shirts, except work shirts, made from purchased fabrics.....		315250-13	4.4	0.0	0.0	0.3	0.0	0.1
Men's and boys' pants, except work pants, made from purchased fabrics.....		315250-14	-	0.0	-7.1	0.0	0.0	-
Men's and boys' work clothing, made from purchased fabrics.....		315250-15	3.1	0.0	-0.1	0.0	0.0	0.0
Men's and boys' other outerwear, made from purchased fabrics.....		315250-16	3.7	0.0	0.2	0.0	0.1	0.0
Women's, girls', and infants' cut and sew apparel manufacturing.....		315250-2	-1.3	0.1	0.1	0.0	0.0	0.0
Women's and girls' lingerie and nightwear, made from purchased fabrics.....		315250-21	0.8	0.0	0.0	0.0	0.0	0.0
Women's and girls' blouses and shirts, made from purchased fabrics.....		315250-22	0.1	0.0	0.1	0.0	0.0	0.0
Women's and girls' dresses, made from purchased fabrics.....		315250-23	-4.0	0.0	0.2	0.0	0.0	0.0
Women's and girls' suits, coats, and skirts, made from purchased fabrics.....		315250-24	1.7	0.9	0.7	0.0	0.0	0.0
Women's and girls' other outerwear, made from purchased fabrics.....		315250-25	0.5	0.1	0.0	0.0	0.1	0.0
Other cut and sew apparel manufacturing.....		315250-3	-	0.0	-0.1	0.0	0.4	0.0
Fur and leather apparel, made from purchased materials.....		315250-31	4.8	0.0	-0.5	0.0	1.7	0.0
All other cut and sew apparel, made from purchased materials.....		315250-32	3.4	0.0	0.0	0.0	0.2	0.0
Secondary products and miscellaneous receipts.....		315250-SM						
Miscellaneous receipts.....		315250-M	-	0.0	2.5	0.0	0.6	0.0
Secondary products.....		315250-S	0.5	0.0	0.0	0.0	0.2	0.0

See footnotes at end of table.

Table 12. Producer price index percentage changes for the net output of selected industries and their products, not seasonally adjusted — Continued
 [October 2023]

Title ¹	Industry code	Product code	Unadjusted 12-month percent change ²	Unadjusted 1-month percent change ²				
				Oct. 2022 to Oct. 2023 ^P	May to June	June to July ^P	July to Aug. ^P	Aug. to Sept. ^P
Accessories and other apparel manufacturing.....	3159		3.7	1.1	0.0	0.0	1.9	0.0
Accessories and other apparel manufacturing.....	31599		3.7	1.1	0.0	0.0	1.9	0.0
Accessories and other apparel manufacturing.....	315990		3.7	1.1	0.0	0.0	1.9	0.0
Primary products.....		315990-P	3.9	1.2	0.0	0.0	2.1	0.0
All other accessories and apparel.....		315990-B	2.3	2.0	0.0	0.0	0.0	0.0
Leather belts, made from purchased materials.....		315990-BC	0.0	0.0	0.0	0.0	0.0	0.0
All other apparel accessories, made from purchased materials.....		315990-BE	2.7	2.4	0.0	0.0	0.0	0.0
Hats, caps, and millinery products.....		315990-4	5.8	0.0	0.0	0.0	5.3	0.0
Men's and boys' fabric, straw, and felt hats, made from purchased materials....		315990-41	6.4	0.0	0.0	0.0	6.4	0.0
Women's, girls', and infants' fabric, straw, and felt hats, made from purchased materials.....		315990-43	0.0	0.0	0.0	0.0	0.0	0.0
Hat bodies and fabric caps, made from purchased materials.....		315990-45	4.7	0.0	0.0	0.0	0.0	0.0
Gloves and mittens, made from purchased materials.....		315990-7	3.8	1.9	0.0	0.0	0.0	0.0
Secondary products and miscellaneous receipts.....		315990-SM						
Miscellaneous receipts.....		315990-M	0.3	0.0	0.0	0.0	0.0	0.0
Secondary products.....		315990-S	2.7	0.1	0.0	0.0	0.0	0.1
Leather and allied product manufacturing.....	316		2.4	0.0	1.4	0.2	0.0	0.0
Leather and hide tanning and finishing.....	3161		-0.2	-0.2	0.0	0.8	-0.1	0.0
Leather and hide tanning and finishing.....	31611		-0.2	-0.2	0.0	0.8	-0.1	0.0
Leather and hide tanning and finishing.....	316110		-0.2	-0.2	0.0	0.8	-0.1	0.0
Primary products.....		316110-P	-0.3	-0.2	0.0	0.8	-0.1	0.0
Finished and unfinished leather.....		316110-1	-0.8	-0.3	0.0	0.8	-0.1	0.0
Tanning or finishing leather owned by others, and furs, dressed and dyed or bleached.....		316110-2	2.5	0.0	0.0	0.8	0.0	0.2
Contract and commission receipts for tanning or finishing leather owned by others.....		316110-21	1.4	0.0	0.0	0.1	0.0	0.3
Secondary products and miscellaneous receipts.....		316110-SM						
Footwear manufacturing.....	3162		1.2	0.0	0.1	0.0	0.0	0.0
Footwear manufacturing.....	31621		1.2	0.0	0.1	0.0	0.0	0.0
Footwear manufacturing.....	316210		1.2	0.0	0.1	0.0	0.0	0.0
Primary products.....		316210-P	1.1	0.0	0.1	0.0	0.0	0.0
Rubber and plastics footwear, including athletic footwear.....		316210-1	-0.2	0.0	0.1	0.0	0.0	0.0
Men's footwear (size 6 and larger), excluding athletic.....		316210-2	2.1	0.0	0.1	0.0	0.0	0.0
Women's footwear (size 4 and larger), excluding athletic.....		316210-5	0.6	0.0	0.3	0.0	0.0	-0.2
Secondary products and miscellaneous receipts.....		316210-SM						
Miscellaneous receipts.....		316210-M	2.0	0.1	0.0	0.0	0.0	0.0
Other leather product manufacturing.....	3169		5.6	0.1	3.8	0.0	0.0	0.1
Other leather product manufacturing.....	31699		5.6	0.1	3.8	0.0	0.0	0.1
Other leather and allied product manufacturing.....	316990		-	0.1	3.8	0.0	0.0	0.1
Primary products.....		316990-P	-	0.1	3.9	0.0	0.0	0.1
Women's and children's handbags and purses.....		316990-1	0.6	0.1	0.0	0.0	0.0	0.2
All other leather goods and allied products.....		316990-2	7.1	0.1	5.0	0.0	0.0	0.1
Luggage (including suitcases, travel bags, backpacks, and other types).....		316990-21	13.5	0.4	12.1	0.0	0.0	0.0
Personal leather goods (excluding women's handbags and purses).....		316990-22	2.3	0.0	0.0	0.0	0.0	1.1
Boot and shoe cut stock and findings.....		316990-24	2.1	2.0	0.0	0.0	0.0	0.0
All other miscellaneous leather goods.....		316990-25	3.4	-0.4	0.6	0.0	0.0	0.2
Secondary products and miscellaneous receipts.....		316990-SM						
Miscellaneous receipts.....		316990-M	2.6	0.0	0.0	0.0	0.0	0.0
Wood product manufacturing.....	321		-5.7	-0.3	0.9	0.1	-0.2	-0.9
Sawmills and wood preservation.....	3211		-9.2	-1.5	2.1	-2.8	-1.0	-1.2
Sawmills and wood preservation.....	32111		-9.2	-1.5	2.1	-2.8	-1.0	-1.2
Sawmills.....	321113		-11.6	-1.6	2.4	-3.4	-0.9	-1.7
Primary products.....		321113-P	-12.3	-1.6	2.6	-3.6	-1.0	-1.8
Hardwood lumber, made in sawmills.....		321113-1	-10.2	-3.2	-1.8	-2.3	0.7	1.6
Softwood lumber, made in sawmills.....		321113-3	-17.1	-1.4	5.1	-5.0	-2.0	-3.5
Softwood dressed lumber, less than 2 inches in nominal thickness, not edge worked.....		321113-32	-36.3	-6.9	-5.1	-4.9	-5.1	-5.9
Softwood dressed 2-inch lumber, 2 inches in nominal thickness only, not edge worked.....		321113-33	-17.8	-0.2	11.1	-7.3	-1.8	-5.6
Softwood dressed lumber and timbers, more than 2 inches in nominal thickness, not edge worked.....		321113-34	-15.4	-4.5	-1.9	2.7	-5.3	0.3

See footnotes at end of table.

Table 12. Producer price index percentage changes for the net output of selected industries and their products, not seasonally adjusted — Continued
 [October 2023]

Title ¹	Industry code	Product code	Unadjusted 12-month percent change ²	Unadjusted 1-month percent change ²				
			Oct. 2022 to Oct. 2023 ^P	May to June	June to July ^P	July to Aug. ^P	Aug. to Sept. ^P	Sept. to Oct. ^P
Sawmills - Continued								
Wood chips, excluding field chips.....		321113-5	0.5	0.5	-0.6	-0.8	0.3	-0.4
Wood ties, siding, shingles, and shakes, and contract sawing of logs owned by others.....		321113-7	13.6	0.0	1.2	6.6	0.0	0.3
Secondary products and miscellaneous receipts.....		321113-SM						
Wood preservation.....	321114		-0.1	-1.1	1.0	-0.8	-1.2	0.3
Primary products.....		321114-P	2.1	-1.1	1.1	-0.4	-0.9	0.6
Wood poles, piles, and posts owned and treated by the same establishment.....		321114-1	7.3	-1.6	0.9	0.8	-1.9	1.4
Other wood products owned and treated by the same establishment.....		321114-5	-1.9	-0.6	1.5	-1.8	0.2	-0.4
Receipts for treating wood owned by others w/ arsenical chemicals, creosote, & other chemicals.....		321114-9	0.7	-0.5	0.2	0.2	0.1	0.0
Secondary products and miscellaneous receipts.....		321114-SM						
Plywood and engineered wood product mfg.....	3212		-6.7	0.2	2.6	3.9	0.5	-2.2
Plywood and engineered wood product mfg.....	32121		-6.7	0.2	2.6	3.9	0.5	-2.2
Hardwood veneer and plywood manufacturing.....	321211		-6.4	0.3	-0.3	-0.3	-1.2	0.4
Primary products.....		321211-P	-6.9	0.4	-0.3	0.0	-1.3	0.4
Hardwood veneer, including veneer backed with paper, cloth, or other flexible material.....		321211-1	-1.6	0.8	0.2	-0.1	-0.1	-0.2
Hardwood plywood.....		321211-4	-	-0.7	-1.1	0.4	-2.4	-
Hardwood veneered panels, including two-ply veneers.....		321211-7	-4.1	1.3	0.0	-0.3	-2.4	0.0
Secondary products and miscellaneous receipts.....		321211-SM						
Softwood veneer and plywood manufacturing.....	321212		-10.4	-1.5	-1.2	1.2	3.0	1.5
Primary products.....		321212-P	-10.3	-1.7	-1.2	2.6	3.3	1.7
Softwood veneer, incl. veneer backed w/ paper, cloth, or other flexible material.....		321212-1	-17.1	-0.4	0.4	1.8	1.7	1.3
Softwood plywood products: rough, sanded, and specialties.....		321212-4	-6.8	-2.4	-2.0	3.0	4.2	1.9
Secondary products and miscellaneous receipts.....		321212-SM						
Secondary products.....		321212-S	-24.9	0.0	-1.8	-12.6	-1.2	-1.3
Engineered wood member manufacturing.....	321215		-	-1.5	1.6	-2.1	0.7	-0.1
Primary products.....		321215-P	-	-0.8	0.2	-1.4	0.9	0.1
Engineered wood members (excluding trusses).....		321215-1	-12.5	-0.3	-0.2	-2.9	-0.3	-0.2
Laminated veneer lumber.....		321215-11	-14.5	-	-	-5.3	-0.9	-0.6
Other engineered structural wood members, excluding trusses & laminated veneer lumber.....		321215-12	-12.3	-0.1	0.0	-1.6	0.0	0.0
Wood trusses.....		321215-2	-16.8	-1.0	0.4	-0.7	1.4	0.2
Secondary products and miscellaneous receipts.....		321215-SM						
Reconstituted wood product manufacturing.....	321219		6.8	2.9	6.4	13.0	-0.2	-6.3
Primary products.....		321219-P	7.7	2.8	6.5	13.5	-0.2	-6.5
Hardboard products.....		321219-B	-0.8	0.5	0.0	-0.2	0.0	0.0
Particleboard made from particleboard produced at the same location.....		321219-1	-10.4	0.7	0.2	-1.9	-1.5	0.0
Secondary products and miscellaneous receipts.....		321219-SM						
Other wood product manufacturing.....	3219		-4.0	-0.1	-0.4	-0.7	-0.3	-0.2
Millwork.....	32191		-3.3	0.1	-0.4	-1.2	-0.2	0.6
Wood window and door manufacturing.....	321911		-1.6	-0.1	-0.5	-1.8	0.3	0.6
Primary products.....		321911-P	-1.8	-0.1	-0.6	-1.9	0.3	0.6
Wood window units.....		321911-1	4.5	0.0	0.0	0.0	0.0	0.0
Double hung wood window units.....		321911-11	4.3	0.0	0.0	0.0	0.0	0.0
Casement wood window units.....		321911-12	4.8	0.0	0.0	0.0	0.0	0.0
All other wood window units, including horizontal sliding, awning and single hung.....		321911-13	4.4	0.0	0.0	0.0	0.0	0.0
Wood sash, excluding sash shipped in window units.....		321911-3	4.6	0.0	0.0	0.0	0.0	0.0
Wood window & door frames, incl. door frames in door units, excl. window frames in window units.....		321911-5	-24.6	-0.6	-3.6	-10.9	1.4	4.4
Wood panel, flush, & molded face doors, interior & exterior, incl. doors with glazed sections.....		321911-7	1.8	0.0	0.1	-0.5	0.2	-0.2
Other wood doors, incl. garage, patio, bifold, cabinet, screen, storm and louver.....		321911-9	2.9	0.0	-0.1	0.0	0.0	0.0
Secondary products and miscellaneous receipts.....		321911-SM						
Secondary products.....		321911-S	-3.1	-0.9	0.0	0.0	0.9	0.0
Cut stock, resawing lumber, and planing.....	321912		-8.5	-0.2	0.0	-1.5	0.3	0.1
Primary products.....		321912-P	-8.3	0.0	0.0	-1.8	0.4	0.2
Softwood lumber, made from purchased lumber.....		321912-3	-6.1	-0.1	1.2	-0.4	0.4	-0.4
Hardwood cut stock and dimension.....		321912-6	-2.6	0.2	-0.2	-0.1	0.2	0.2
Softwood cut stock and dimension.....		321912-8	-18.4	-1.2	0.4	-3.6	-0.3	-2.4
Sawn wood fence stock, wood lath, and contract resawing and planing.....		321912-9	0.0	0.0	0.0	0.0	0.0	0.0

See footnotes at end of table.

Table 12. Producer price index percentage changes for the net output of selected industries and their products, not seasonally adjusted — Continued
 [October 2023]

Title ¹	Industry code	Product code	Unadjusted 12-month percent change ²	Unadjusted 1-month percent change ²				
			Oct. 2022 to Oct. 2023 ^P	May to June	June to July ^P	July to Aug. ^P	Aug. to Sept. ^P	Sept. to Oct. ^P
Cut stock, resawing lumber, and planing - Continued								
Secondary products and miscellaneous receipts.....		321912-SM						
Other millwork, including flooring.....	321918		-1.2	0.6	-0.3	0.2	-1.5	0.9
Primary products.....		321918-P	-1.7	0.1	-0.2	-0.1	-0.7	-0.3
Wood moldings.....		321918-2	-3.8	0.0	-0.9	0.0	-0.3	-0.5
Other wood millwork products, including stairwork, exterior millwork, and softwood flooring.....		321918-5	-5.1	0.0	0.0	0.0	-1.7	-0.3
Hardwood flooring.....		321918-7	2.0	0.5	0.1	-0.5	0.3	0.1
Hardwood flooring, other than oak and maple.....		321918-72	0.1	0.0	0.0	0.0	0.0	0.0
Oak and maple hardwood flooring.....		321918-73	2.2	0.5	0.1	-0.5	0.3	0.1
Secondary products and miscellaneous receipts.....		321918-SM						
Miscellaneous receipts.....		321918-M	-	-	-	-	-	-
Secondary products.....		321918-S	-10.1	-1.2	-1.8	1.3	-0.1	-0.7
Wood container and pallet manufacturing.....	32192		-12.5	-1.3	-1.2	-1.0	-0.7	-2.2
Wood container and pallet manufacturing.....	321920		-12.5	-1.3	-1.2	-1.0	-0.7	-2.2
Primary products.....		321920-P	-12.5	-1.4	-1.2	-1.0	-0.8	-2.2
Nailed and lock-corner wood boxes.....		321920-1	-1.4	0.0	0.0	0.0	0.0	0.0
Wood box and crate shook.....		321920-3	-10.3	0.0	0.4	0.0	-0.6	-0.1
Wood pallets and pallet containers, wood and metal combination.....		321920-5	-13.2	-1.5	-1.4	-1.1	-0.9	-2.0
Other wood container parts and wood containers.....		321920-7	-6.1	0.0	0.0	0.0	0.0	-8.1
Secondary products and miscellaneous receipts.....		321920-SM						
Miscellaneous receipts.....		321920-M	-38.5	-2.3	-2.6	-9.0	-2.3	-5.3
Secondary products.....		321920-S	-4.9	0.9	0.4	-0.9	1.1	-0.3
All other wood product manufacturing.....	32199		0.8	0.3	0.2	0.1	0.0	-0.1
Manufactured home, mobile home, manufacturing.....	321991		-1.9	0.2	0.0	0.0	0.1	0.0
Primary products.....		321991-P	-1.8	0.2	0.0	0.0	0.1	0.0
Manufactured homes (mobile homes), all width sizes (incl. multisection).....		321991-1	-1.8	0.2	0.0	0.0	0.1	0.0
Secondary products and miscellaneous receipts.....		321991-SM						
Prefabricated wood building manufacturing.....	321992		1.0	0.3	-0.4	0.2	-0.2	0.7
Primary products.....		321992-P	-0.5	0.3	-0.4	0.1	-0.1	0.7
Prefabricated stationary wood buildings, components (not sold as complete units).....		321992-1	4.2	-0.2	0.0	0.0	0.0	0.0
Prefabricated stationary wood buildings, shipped in panel form (complete units) ...		321992-5	-1.1	0.0	0.3	0.1	-0.4	2.2
Prefabricated stationary wood buildings, precut packages (complete units).....		321992-6	1.1	1.3	0.0	0.2	0.1	-0.4
Prefabricated stationary wood buildings, shipped in three-dimensional assemblies.....		321992-7	0.8	0.0	-1.6	0.0	0.0	-0.1
Prefabricated stationary wood buildings, three-dimensional assemblies, residential.....		321992-71	1.8	0.0	-1.8	0.0	0.0	-0.1
Prefabricated stationary wood buildings, three-dimensional assemblies, nonresidential.....		321992-72	-7.6	0.0	0.0	0.0	0.0	0.0
Secondary products and miscellaneous receipts.....		321992-SM						
Miscellaneous receipts.....		321992-M	7.0	-0.5	1.6	5.0	-3.3	-2.9
Secondary products.....		321992-S	-	0.0	0.0	0.0	0.0	-0.3
Miscellaneous wood product manufacturing.....	321999		3.5	0.6	0.8	0.2	0.0	-0.9
Primary products.....		321999-P	2.5	0.7	0.5	0.0	0.0	-0.9
All other miscellaneous wood products.....		321999-0	2.5	0.7	0.5	0.0	0.0	-0.9
Secondary products and miscellaneous receipts.....		321999-SM						
Paper manufacturing.....	322		-2.4	-0.4	-0.6	-0.5	0.0	-0.3
Pulp, paper & paperboard mills.....	3221		-4.6	-0.4	-1.3	-0.6	0.2	-0.8
Pulp mills.....	32211		-26.4	-9.7	2.3	-2.8	-6.3	-2.3
Pulp mills.....	322110		-26.4	-9.7	2.3	-2.8	-6.3	-2.3
Primary products.....		322110-P	-26.4	-9.7	2.3	-2.8	-6.3	-2.3
Special alpha and dissolving wood pulp, incl. sulfite and sulfate and other wood pulp.....		322110-6	-27.5	-11.4	3.6	-3.2	-7.4	0.0
All other miscellaneous pulp, other than wood, and pulp mill by-products, incl. turpentine.....		322110-9	-18.5	0.8	-4.6	0.0	0.0	-15.0
Paper mills.....	32212		-0.2	-0.2	-0.9	-0.6	0.3	-1.0
Paper mills.....	322120		-0.3	-0.2	-0.9	-0.5	0.2	-1.0
Primary products.....		322120-P	0.4	-0.4	-0.7	-0.5	0.3	-1.0
Bleached bristol, clay-coated, uncoated, and industrial converted paper.....		322120-1	-0.5	-0.7	-1.7	0.0	0.9	-1.3
Construction paper.....		322120-2	-	0.5	0.0	-0.8	0.0	2.9
Sanitary tissue paper products, made in paper mills.....		322120-4	2.7	-0.3	-0.2	-0.6	0.0	-1.5
Newsprint and uncoated ground-wood paper.....		322120-5	-10.0	-3.7	-1.6	-3.6	1.0	-3.3

See footnotes at end of table.

Table 12. Producer price index percentage changes for the net output of selected industries and their products, not seasonally adjusted — Continued
 [October 2023]

Title ¹	Industry code	Product code	Unadjusted 12-month percent change ²	Unadjusted 1-month percent change ²				
			Oct. 2022 to Oct. 2023 ^P	May to June	June to July ^P	July to Aug. ^P	Aug. to Sept. ^P	Sept. to Oct. ^P
Paper mills - Continued								
Secondary products and miscellaneous receipts.....		322120-SM						
Paperboard mills.....	32213		-6.4	0.5	-2.2	-0.4	1.0	-0.3
Paperboard mills.....	322130		-6.4	0.5	-2.2	-0.4	1.0	-0.3
Primary products.....		322130-P	-6.1	0.8	-2.0	-0.6	1.0	-0.2
Bleached packaging and industrial converting paperboard.....		322130-B	-0.3	0.0	0.0	-2.0	0.0	0.0
Unbleached kraft packaging and industrial converting paperboard.....		322130-1	-5.5	2.9	-3.2	-0.2	2.2	-0.5
Recycled paperboard.....		322130-7	-11.3	-2.2	-1.6	-0.2	-0.8	0.2
Secondary products and miscellaneous receipts.....		322130-SM						
Converted paper product mfg.....	3222		-1.6	-0.3	-0.3	-0.4	0.0	0.0
Paper container mfg.....	32221		-3.1	-0.7	-0.5	-0.3	-0.1	0.0
Corrugated and solid fiber box manufacturing.....	322211		-6.5	-1.0	-0.8	-0.5	0.0	0.0
Primary products.....		322211-P	-6.7	-1.0	-0.8	-0.5	0.0	0.0
Corrugated and solid fiber boxes, including pallets.....		322211-0	-6.7	-1.0	-0.8	-0.5	0.0	0.0
Corrugated shipping containers for food and beverages and carryout boxes for retail food.....		322211-01	-6.0	-0.2	-0.4	-1.4	-0.1	-0.3
Corrugated shipping containers for paper and allied products.....		322211-02	-15.3	-8.8	-0.7	-2.0	-0.1	0.8
Corrugated shipping containers for metal and electrical machinery.....		322211-03	-3.4	-0.2	-0.5	0.0	-0.1	0.2
Corrugated shipping containers for all other end uses.....		322211-04	-4.4	-0.8	-0.3	-0.1	0.0	0.0
Corrugated paperboard in sheets and rolls, lined and unlined.....		322211-05	-10.1	1.5	-2.7	1.0	0.0	0.0
Other corrugated and solid fiber products, including containers, pallets, pads, etc.....		322211-09	-2.7	-0.1	-0.3	-0.5	0.0	0.1
Secondary products and miscellaneous receipts.....		322211-SM						
Miscellaneous receipts.....		322211-M	-1.0	-4.4	-0.1	0.1	-0.2	0.3
Secondary products.....		322211-S	2.7	-0.5	0.0	0.7	0.0	0.0
Folding paperboard box manufacturing.....	322212		5.8	0.0	-0.1	0.0	-0.3	-0.1
Primary products.....		322212-P	5.7	0.0	-0.1	0.0	-0.3	-0.1
Folding paperboard boxes, packaging, and packaging components.....		322212-0	5.7	0.0	-0.1	0.0	-0.3	-0.1
Secondary products and miscellaneous receipts.....		322212-SM						
Other paperboard container manufacturing.....	322219		1.4	0.0	0.1	0.2	0.1	0.0
Primary products.....		322219-P	1.4	0.0	0.1	0.2	0.1	0.0
Setup (rigid) paperboard boxes.....		322219-1	15.1	0.7	0.0	0.0	0.0	0.0
Paperboard fiber drums with ends of any material.....		322219-7	-0.8	0.1	0.0	2.5	-0.1	0.2
Fiber cans, tubes, and similar fiber products.....		322219-8	3.9	0.0	0.6	0.1	0.3	-0.1
Fiber cans, all fiber and composite.....		322219-81	6.0	0.1	1.0	0.2	0.4	-0.2
Fiber cores and tubes.....		322219-82	-0.5	-0.2	0.0	0.0	0.0	0.0
Paperboard cones, reels, spools, bobbins, blocks, and all vulcanized fiber products.....		322219-83	8.4	0.0	0.0	0.0	0.0	0.0
Secondary products and miscellaneous receipts.....		322219-SM						
Paper bag and coated and treated paper mfg.....	32222		-0.2	0.2	-0.1	-0.5	0.0	0.0
Paper bag and coated and treated paper manufacturing.....	322220		-0.2	0.2	-0.1	-0.5	0.0	0.0
Primary products.....		322220-P	0.2	0.2	-0.1	-0.6	0.0	-0.1
Specialty bags, pouches, and liners, multiweb laminations and foil, except film-film.....		322220-C	2.2	0.2	-0.2	-0.1	0.1	0.0
Uncoated single-web paper grocers' bags and sacks and variety and shopping bags.....		322220-D	15.5	0.0	0.2	0.0	0.0	-0.6
Laminated aluminum foil rolls and sheets for flexible packaging uses.....		322220-F	2.3	0.0	0.7	-0.1	-0.3	0.0
Pasted, lined, laminated, or surface-coated paperboard.....		322220-G	-3.3	0.0	0.0	0.0	-1.3	0.0
Single-web paper, rolls and sheets, including waxed, for flexible packaging uses.....		322220-H	3.4	0.0	0.0	0.0	0.0	0.0
Multiweb laminated rolls and sheets, except foil, for flexible packaging uses.....		322220-J	-6.5	-0.1	-1.7	0.0	0.0	-0.5
Pressure-sensitive products.....		322220-N	0.5	0.3	-0.6	0.1	-0.2	0.4
Wallcoverings.....		322220-7	1.7	0.4	0.0	0.0	0.0	0.0
Converted foil for nonpackaging applications.....		322220-8	-1.8	0.0	0.0	0.0	0.0	0.0
Other coated and processed papers, except for packaging uses.....		322220-9	3.3	0.2	1.6	-0.8	1.5	1.2
Secondary products and miscellaneous receipts.....		322220-SM						
Miscellaneous receipts.....		322220-M	3.9	3.0	0.0	3.6	0.0	12.8
Stationery product mfg.....	32223		0.1	-0.1	0.4	-0.9	0.6	-0.6
Stationery product manufacturing.....	322230		0.1	-0.1	0.4	-0.9	0.6	-0.6
Primary products.....		322230-P	-0.3	-0.1	0.4	-0.9	0.6	-0.6
Die-cut paper and paperboard office supplies.....		322230-4	8.5	0.0	0.0	0.0	0.0	0.0
Envelopes, commercial, all types and materials.....		322230-5	-2.8	-0.9	0.2	-0.2	-0.1	0.0
Tablets, pads and related products.....		322230-9	7.2	0.8	0.0	-0.8	-0.3	-0.4
Secondary products and miscellaneous receipts.....		322230-SM						

See footnotes at end of table.

Table 12. Producer price index percentage changes for the net output of selected industries and their products, not seasonally adjusted — Continued
 [October 2023]

Title ¹	Industry code	Product code	Unadjusted 12-month percent change ²	Unadjusted 1-month percent change ²				
			Oct. 2022 to Oct. 2023 ^P	May to June	June to July ^P	July to Aug. ^P	Aug. to Sept. ^P	Sept. to Oct. ^P
Stationery product manufacturing - Continued								
Miscellaneous receipts.....		322230-M	4.4	-0.3	-0.5	1.7	-0.6	-2.4
Other converted paper product mfg.....	32229		2.1	0.7	0.2	-0.7	0.0	0.1
Sanitary paper product manufacturing.....	322291		3.1	1.1	0.3	-0.7	0.3	0.2
Primary products.....		322291-P	3.2	1.1	0.3	-0.7	0.3	0.2
Disposable diapers and similar disposable products, made from purchased sanitary paper stock.....		322291-2	0.0	0.0	0.0	0.0	0.0	0.0
Sanitary tissue paper products, made from purchased sanitary paper stock or wadding.....		322291-5	6.7	2.1	0.6	-1.2	0.5	0.3
Secondary products and miscellaneous receipts.....		322291-SM						
Miscellaneous receipts.....		322291-M	-4.2	13.9	15.4	-15.3	-2.5	-2.2
All other converted paper product mfg.....	322299		-0.2	-0.2	-0.1	-0.7	-0.6	0.0
Primary products.....		322299-P	0.8	-0.2	-0.1	-0.6	-0.7	0.1
Molded pulp goods, including egg cartons, florist pots, food trays, etc.....		322299-1	0.1	-0.6	-0.8	0.1	-2.1	-0.2
Miscellaneous converted paper and paperboard products.....		322299-3	1.3	0.0	0.1	-0.9	-0.2	0.3
Secondary products and miscellaneous receipts.....		322299-SM						
Printing and related support activities.....	323		5.3	0.0	0.1	0.9	0.5	0.0
Printing and related support activities.....	3231		5.3	0.0	0.1	0.9	0.5	0.0
Printing.....	32311		5.4	0.0	0.1	0.9	0.5	0.0
Commercial screen printing.....	323113		2.5	0.0	-0.1	-0.1	0.4	0.1
Primary products.....		323113-P	2.5	0.0	-0.1	0.0	0.6	0.0
Screen printing on garments, apparel accessories, and other fabric articles, excluding labels.....		323113-4	1.2	0.0	-0.2	0.0	0.8	0.0
Screen printing (excluding on textiles, apparel, apparel accessories, and labels) ...		323113-6	6.0	0.0	0.0	0.0	0.0	0.0
Secondary products and miscellaneous receipts.....		323113-SM						
Miscellaneous receipts.....		323113-M	6.3	1.2	0.0	-0.4	0.0	2.0
Secondary products.....		323113-S	1.2	0.0	0.3	-0.1	-0.5	0.1
Books printing.....	323117		6.8	0.0	0.7	-0.9	0.4	0.0
Primary products.....		323117-P	7.1	0.0	0.8	-1.2	0.5	0.0
Other book and pamphlet printing and binding.....		323117-E	1.8	0.0	0.0	0.0	0.0	0.0
Textbook printing and binding.....		323117-1	-2.1	0.0	0.0	-0.3	-1.0	0.0
Technical, scientific, & professional book printing & binding.....		323117-3	-0.3	0.0	-1.0	-0.1	-0.2	0.5
Religious book printing and binding.....		323117-5	0.4	0.0	0.4	-1.6	0.0	0.0
General book (trade, etc.) printing & binding.....		323117-7	17.9	-0.1	2.0	-2.1	1.8	0.0
Secondary products and miscellaneous receipts.....		323117-SM						
Commercial printing, except screen and books.....	32311K		5.6	0.0	0.0	1.1	0.5	0.0
Primary products.....		32311K-P	3.5	0.0	0.0	0.3	0.1	0.0
Commercial lithographic printing.....		32311K-0	1.5	0.0	0.0	0.0	0.0	-0.1
Other commercial and general job printing (lithographic).....		32311K-0B	3.4	0.0	-1.6	0.0	0.2	-1.8
Magazine and periodical printing (lithographic).....		32311K-01	0.1	0.0	-0.4	0.0	0.0	-0.2
Label and wrapper printing (lithographic).....		32311K-03	-2.0	0.0	0.0	0.0	0.0	0.0
Catalog and directory printing (lithographic).....		32311K-05	0.0	0.0	-0.1	0.0	0.0	-0.4
Advertising printing (lithographic).....		32311K-09	2.0	0.0	0.2	0.0	0.0	0.0
Commercial flexographic printing.....		32311K-2	4.3	0.0	0.0	0.0	0.0	0.0
Label and wrapper printing (flexographic).....		32311K-21	4.8	0.0	0.0	0.0	0.0	0.0
Quick printing.....		32311K-4	-	0.0	0.0	0.0	3.9	-
Digital printing.....		32311K-5	6.8	0.0	0.2	1.0	0.4	0.0
Manifold business forms printing.....		32311K-6	-	0.0	0.0	0.0	0.0	-
Other commercial printing.....		32311K-9	-0.3	0.0	0.0	0.0	0.0	0.0
All other commercial and general job printing.....		32311K-9V	-	0.0	0.0	0.0	0.0	-
Secondary products and miscellaneous receipts.....		32311K-SM						
Miscellaneous receipts.....		32311K-M	1.0	0.0	0.0	0.0	-2.0	0.0
Secondary products.....		32311K-S	20.8	0.0	0.0	4.4	2.2	0.1
Support activities for printing.....	32312		1.4	0.4	0.0	0.5	0.0	-0.1
Support activities for printing.....	323120		1.4	0.4	0.0	0.5	0.0	-0.1
Primary products.....		323120-P	1.5	0.4	-0.1	0.5	0.0	-0.1
Softcover, pamphlet, sample book, and other binding of books and materials printed elsewhere.....		323120-3	4.9	1.7	0.2	0.0	0.0	-0.4
Miscellaneous binding and postpress work, incl collating, perforating, folding, gluing, etc.....		323120-5	-1.0	-0.1	-0.7	-0.3	-0.3	0.0
Prepress services, excl platemaking (incl film, assembled flats, color sep., typesetting, etc.).....		323120-7	-	0.0	-	-	-	-

See footnotes at end of table.

Table 12. Producer price index percentage changes for the net output of selected industries and their products, not seasonally adjusted — Continued
 [October 2023]

Title ¹	Industry code	Product code	Unadjusted 12-month percent change ²	Unadjusted 1-month percent change ²				
			Oct. 2022 to Oct. 2023 ^P	May to June	June to July ^P	July to Aug. ^P	Aug. to Sept. ^P	Sept. to Oct. ^P
Support activities for printing - Continued								
Printing plates and cylinders, prepared for printing (excl blank plates and blank cylinders).....		323120-9	1.4	0.0	0.0	1.4	0.0	0.0
Secondary products and miscellaneous receipts.....		323120-SM						
Petroleum and coal products manufacturing.....	324		-18.8	-0.4	-0.9	15.8	2.3	-8.2
Petroleum and coal products mfg.....	3241		-18.8	-0.4	-0.9	15.8	2.3	-8.2
Petroleum refineries.....	32411		-20.1	-0.5	-1.0	17.2	2.5	-8.8
Petroleum refineries.....	324110		-20.1	-0.5	-1.0	17.2	2.5	-8.8
Primary products.....		324110-P	-20.9	-0.6	-1.0	17.6	2.6	-9.0
Kerosene, except jet fuel.....		324110-B	-17.0	-1.1	3.3	23.5	5.7	0.2
Light fuel oils.....		324110-C	-32.4	-5.2	-5.2	31.9	4.6	-8.9
Home heating oil and other distillates, NEC.....		324110-C1	-21.0	1.8	9.1	17.7	7.9	-5.7
Diesel fuel.....		324110-C2	-32.9	-5.6	-6.1	32.9	4.4	-9.1
Heavy fuel oils, including No. 5, No. 6, heavy diesel, gas enrichment oils, etc.....		324110-E	13.6	-9.8	6.1	7.3	5.7	4.1
Unfinished oils and lubricating oil base stock.....		324110-J	-25.1	1.6	-1.7	1.9	-0.1	6.9
Liquefied refinery gases, including other aliphatics (feed stock and other uses)....		324110-R	-28.2	8.3	-26.3	0.5	3.5	6.0
Other finished petroleum products, including waxes.....		324110-T	11.3	9.9	-2.9	2.6	12.5	27.9
Gasoline, including finished base stocks and blending agents.....		324110-1	-13.4	1.2	1.9	11.0	-0.2	-14.3
Motor gasoline, including finished base stocks and blending agents.....		324110-12	-13.6	1.0	2.0	11.0	-0.3	-14.5
Regular gasoline.....		324110-121	-14.2	0.9	2.2	11.3	-0.5	-15.0
Mid-premium gasoline.....		324110-122	-5.5	3.7	0.5	16.3	-1.0	-11.1
Premium gasoline.....		324110-123	-11.6	1.3	1.4	9.3	0.7	-13.0
Jet fuel.....		324110-6	-11.6	1.8	4.6	22.7	7.1	-1.9
Asphalt.....		324110-9	-22.7	3.4	-0.2	-0.7	-0.5	-3.4
Secondary products and miscellaneous receipts.....		324110-SM1						
Asphalt paving and roofing materials mfg.....	32412		1.5	0.6	0.3	-0.1	0.4	0.4
Asphalt paving mixture & block manufacturing.....	324121		-0.5	-0.3	-0.3	0.7	0.2	0.3
Primary products.....		324121-P	-0.8	-0.3	-0.4	0.7	0.2	0.3
Asphalt paving mixtures & blocks.....		324121-0	-0.8	-0.3	-0.4	0.7	0.2	0.3
Emulsified asphalt, including liquid additives.....		324121-0111	1.1	0.0	-0.2	0.8	0.6	0.2
Other liquid asphalt and tar paving materials, including cut-backs.....		324121-0121	-9.8	-1.0	0.7	0.4	0.3	0.0
Asphalt and tar paving mixt. (excl liquid), incl bitum. or asph. concrete, asph. paving cement.....		324121-0131	-1.5	-0.4	-0.7	0.3	-0.2	0.4
Secondary products and miscellaneous receipts.....		324121-SM						
Miscellaneous receipts.....		324121-M	5.2	0.0	2.9	0.0	0.0	0.0
Secondary products.....		324121-S	-	0.0	0.0	-	-	-
Asphalt shingle and coating materials manufacturing.....	324122		3.7	1.7	1.0	-1.1	0.6	0.7
Primary products.....		324122-P	3.7	1.8	1.0	-1.1	0.7	0.7
Roofing asphalts and pitches, coatings, and cements.....		324122-1	1.8	0.3	0.0	0.0	-0.2	0.0
Prepared asphalt and tar roofing and siding products, incl. saturated felts for nonbuilding use.....		324122-2	3.9	1.9	1.1	-1.2	0.7	0.7
Asphalt smooth-surfaced roll roofing and cap sheets, organic and fiberglass base.....		324122-21	13.5	7.8	1.7	0.2	-2.6	0.1
Asphalt mineral-surfaced roll roofing and cap sheets, organic and fiberglass base.....		324122-22	3.0	0.0	-0.3	-0.2	0.0	0.0
Other prepared asphalt and tar products for roofing and siding.....		324122-27	1.3	0.4	0.4	0.1	0.3	-0.6
Secondary products and miscellaneous receipts.....		324122-SM						
Other petroleum and coal products mfg.....	32419		-4.1	0.0	-0.5	-0.1	-1.0	-0.3
Petroleum lubricating oil and grease mfg.....	324191		-2.4	0.2	-0.3	-0.1	-1.2	0.5
Primary products.....		324191-P	-3.3	0.3	-0.4	-0.1	-1.3	-0.2
Petroleum lubricating oils and greases, refined petroleum.....		324191-0	-3.3	0.3	-0.4	-0.1	-1.3	-0.2
Lubricating oils (incl. hydraulic fluids, etc.), refined petroleum.....		324191-011	-4.6	-0.4	-0.4	-0.1	-1.4	-0.2
Secondary products and miscellaneous receipts.....		324191-SM						
Miscellaneous receipts.....		324191-M	-0.2	0.0	-0.2	-1.2	0.0	-4.3
All other petroleum and coal products mfg.....	324199		-9.6	-0.6	-1.1	-0.1	-0.2	-3.2
Primary products.....		324199-P	-9.7	-0.6	-1.1	-0.1	-0.2	-3.3
Coke oven and blast furnace products, made in coke oven establishments.....		324199-3	2.3	-0.9	0.9	0.3	-1.9	-0.7
All other petroleum and coal products (excl. coke oven products), made in coke oven estab.....		324199-9	-10.1	-0.6	-1.2	-0.1	-0.1	-3.5
Secondary products and miscellaneous receipts.....		324199-SM						
Secondary products.....		324199-S	-	0.0	0.0	0.0	0.0	0.6
Chemical mfg.....	325		-3.0	-1.0	-1.1	-0.4	0.0	0.0
Basic chemical mfg.....	3251		-5.4	-1.7	-1.6	-0.9	0.4	0.4

See footnotes at end of table.

Table 12. Producer price index percentage changes for the net output of selected industries and their products, not seasonally adjusted — Continued
 [October 2023]

Title ¹	Industry code	Product code	Unadjusted 12-month percent change ²	Unadjusted 1-month percent change ²				
			Oct. 2022 to Oct. 2023 ^P	May to June	June to July ^P	July to Aug. ^P	Aug. to Sept. ^P	Sept. to Oct. ^P
Petrochemical mfg.	32511		-12.6	-7.8	-1.6	-1.2	3.1	7.2
Petrochemical manufacturing.	325110		-12.5	-7.9	-1.5	-1.2	3.1	7.3
Primary products.		325110-P	-11.1	-10.1	3.1	-2.0	1.7	14.2
Secondary products and miscellaneous receipts.		325110-SM						
Industrial gas mfg.	32512		-0.8	-1.3	1.5	-1.5	1.5	0.1
Industrial gas manufacturing.	325120		-0.8	-1.3	1.5	-1.5	1.5	0.1
Primary products.		325120-P	-0.9	-1.3	1.5	-1.5	1.5	0.1
Oxygen.		325120-A	6.8	-0.9	-1.2	0.0	0.0	-0.2
Argon and hydrogen.		325120-C	9.8	1.7	-0.6	-0.4	6.6	-0.3
Other industrial gases (including fluorocarbon and acetylene).		325120-T	-3.4	-2.0	2.9	-2.4	2.6	0.0
Carbon dioxide.		325120-4	4.3	0.0	2.2	-1.3	-2.3	1.1
Nitrogen.		325120-7	0.3	-1.7	1.4	-1.5	0.2	0.1
Secondary products and miscellaneous receipts.		325120-SM						
Synthetic dye and pigment mfg.	32513		1.1	0.0	-3.9	4.6	-1.3	-0.9
Synthetic dye and pigment manufacturing.	325130		1.1	0.0	-3.9	4.6	-1.3	-0.9
Primary products.		325130-P	1.2	0.0	-4.0	4.7	-1.3	-0.9
All other inorganic pigments, including TiO2, chrome colors, and other white opaque pigments.		325130-N	1.8	-0.7	-4.5	6.0	-1.7	0.0
Synthetic organic dyes, pigments, lakes, and toners.		325130-R	-1.1	2.9	-2.3	0.3	0.3	-4.2
Synthetic organic dyes.		325130-R8	-6.2	-0.9	-1.0	-2.9	-3.9	-0.4
Synthetic organic pigments, lakes, and toners.		325130-R9	1.9	6.7	-3.6	3.5	4.2	-7.5
Secondary products and miscellaneous receipts.		325130-SM						
Secondary products.		325130-S	-0.2	0.0	0.0	0.0	-1.2	-0.8
Other basic inorganic chemical manufacturing.	32518		-8.0	-1.4	-4.1	-0.7	0.1	-2.8
Other basic inorganic chemical manufacturing.	325180		-8.1	-1.4	-4.1	-0.7	0.1	-2.8
Primary products.		325180-P	-12.5	-1.3	-4.7	-0.6	0.2	-2.8
Potassium and sodium compounds, excluding bleaches, alkalis, and alum.		325180-A	0.5	0.0	-3.3	-1.4	-1.1	-0.5
All other inorganic chemicals.		325180-H	2.5	-0.8	-1.0	-0.3	2.2	-2.0
Inorganic acids, excluding nitric, sulfuric and phosphoric.		325180-3	0.8	-1.6	-1.1	0.9	-0.3	2.7
Sodium hydroxide (caustic soda).		325180-4	-41.5	-5.0	-12.8	-3.1	-4.8	-11.9
Carbon black, all processes.		325180-6	-1.1	-2.3	2.3	0.5	2.3	1.6
Other alkalis.		325180-7	-12.8	0.4	-7.2	0.3	0.3	-5.2
Sulfuric acid.		325180-9	-38.6	-0.1	-0.8	0.0	0.0	0.0
Secondary products and miscellaneous receipts.		325180-SM						
Miscellaneous receipts.		325180-M	-	0.0	0.0	0.0	0.0	-
Secondary products.		325180-S	-21.8	-4.2	2.2	-2.2	-2.1	-5.4
Other basic organic chemical mfg.	32519		-4.0	-0.5	-0.7	-1.3	-0.2	0.4
Ethyl alcohol manufacturing.	325193		-5.8	0.9	-2.1	-3.4	-0.4	-0.1
Primary products.		325193-P	-3.4	2.9	-1.8	-3.8	-0.3	0.6
Ethyl alcohol.		325193-0	-1.5	3.3	-1.0	-4.6	-0.2	0.7
Distillers' dried grains (dark and light) and dried solubles.		325193-2	-	-0.5	-9.1	3.5	-1.8	-0.8
Secondary products and miscellaneous receipts.		325193-SM						
Secondary products.		325193-S	-22.0	-9.4	-3.4	-0.7	-0.9	-4.1
Cyclic crude, intermediate, and gum and wood chemical mfg.	325194		-2.9	-1.6	-1.1	-1.2	0.3	-0.4
Primary products.		325194-P	-2.7	-0.7	-1.4	-1.3	0.3	-0.3
Gum and wood chemicals, including wood distillation products.		325194-1	-3.2	-0.7	0.0	-4.8	0.9	0.0
Cyclic crude and intermediate chemicals.		325194-2	-2.6	-0.7	-1.9	-0.2	0.1	-0.4
Secondary products and miscellaneous receipts.		325194-SM						
All other basic organic chemical manufacturing.	325199		-3.2	-1.1	0.1	-0.3	-0.2	0.7
Primary products.		325199-P	-5.3	-1.3	0.2	-0.5	-0.3	0.8
Natural organic chemicals.		325199-E	3.0	-0.6	-0.1	-0.4	0.1	-0.1
Synthetic organic chemicals for use as flavor and perfume materials.		325199-H	-	0.0	0.0	0.0	0.0	-
Synthetic organic rubber-processing chemicals.		325199-K	-	0.2	-0.2	-2.5	-	-
Synthetic organic plasticizers.		325199-N	-11.9	-4.5	-2.5	3.9	-3.5	0.8
Other synthetic organic chemicals.		325199-R	-14.1	-3.5	-1.0	-2.3	-1.9	0.6
Miscellaneous end use chemicals and chemical products, excluding urea.		325199-T	2.3	-0.8	0.9	-0.1	0.1	0.3
Miscellaneous cyclic and acyclic chemicals and chemical products, excluding fatty acid esters.		325199-V	-11.8	-0.3	0.4	-1.8	-1.7	2.7
Fatty acids.		325199-1	-8.0	0.4	2.2	4.8	6.0	0.3
Industrial organic flavor oil mixtures and blends.		325199-7	4.2	0.0	0.0	-1.0	0.4	-0.4
Secondary products and miscellaneous receipts.		325199-SM						
Miscellaneous receipts.		325199-M	-	0.0	0.0	0.0	0.1	-

See footnotes at end of table.

Table 12. Producer price index percentage changes for the net output of selected industries and their products, not seasonally adjusted — Continued
 [October 2023]

Title ¹	Industry code	Product code	Unadjusted 12-month percent change ²	Unadjusted 1-month percent change ²				
			Oct. 2022 to Oct. 2023 ^P	May to June	June to July ^P	July to Aug. ^P	Aug. to Sept. ^P	Sept. to Oct. ^P
Resin, synthetic rubber, and artificial/synthetic fiber/filaments mfg.	3252		-10.2	-1.9	-3.4	-1.3	0.3	-0.2
Resin and synthetic rubber mfg.	32521		-11.1	-2.0	-3.8	-1.2	0.1	-0.7
Plastics material and resin manufacturing.	325211		-10.8	-1.9	-3.6	-1.3	0.0	-1.0
Primary products.		325211-P	-11.9	-2.0	-3.7	-1.3	-0.1	-1.0
Thermoplastic resins and plastics materials.		325211-1	-11.8	-2.1	-3.4	-1.7	-0.1	-0.7
Thermosetting resins and plastics materials.		325211-4	-12.5	-1.1	-5.5	1.2	0.5	-3.1
Secondary products and miscellaneous receipts.		325211-SM						
Synthetic rubber manufacturing.	325212		-14.5	-3.2	-6.5	0.1	1.2	2.8
Primary products.		325212-P	-15.0	-3.3	-6.6	0.1	1.3	2.9
Synthetic rubber (vulcanizable elastomers).		325212-0	-15.0	-3.3	-6.6	0.1	1.3	2.9
Secondary products and miscellaneous receipts.		325212-SM						
Artificial fibers and filaments manufacturing.	32522		-0.5	-1.0	1.5	-3.1	3.2	4.9
Artificial fibers and filaments manufacturing.	325220		-0.5	-0.9	1.5	-3.1	3.2	4.9
Primary products.		325220-P	0.2	-0.8	1.6	-3.3	3.3	5.1
Polyester manufactured fibers.		325220-7	-12.0	-1.3	0.8	0.2	0.4	-0.2
Other noncellulosic organic fibers, incl. polyamide, polyolefin, and producer-textured.		325220-9	6.2	-0.6	1.9	-4.8	4.7	8.1
Secondary products and miscellaneous receipts.		325220-SM						
Pesticide, fertilizer, and other agricultural chemical mfg.	3253		-23.3	-4.5	-4.9	0.1	-2.3	1.4
Fertilizer mfg.	32531		-28.6	-5.3	-8.0	1.2	-0.4	2.2
Nitrogenous fertilizer manufacturing.	325311		-43.1	-12.5	-1.2	-1.3	-0.4	2.5
Primary products.		325311-P	-43.3	-12.6	-1.2	-1.3	-0.4	2.5
Synthetic ammonia, nitric acid, ammonium compounds, and urea.		325311-A	-46.2	-13.9	-1.4	-1.4	-0.5	2.9
Fertilizer materials of organic origin.		325311-7	-0.4	-0.3	0.0	0.0	0.0	0.0
Secondary products and miscellaneous receipts.		325311-SM						
Secondary products.		325311-S	-6.1	-1.8	-0.3	-9.1	6.2	0.0
Phosphatic fertilizer manufacturing.	325312		-19.3	-1.5	-16.2	6.0	0.7	3.8
Primary products.		325312-P	-19.7	-1.5	-16.6	6.0	1.1	3.9
Phosphoric acid, superphosphates, and other phosphatic fertilizer materials.		325312-A	-24.5	-1.7	-22.2	7.8	1.1	5.3
Mixed fertilizers, made in plants which manufacture fertilizer materials.		325312-7	-5.5	-0.9	-2.9	2.6	0.9	0.9
Secondary products and miscellaneous receipts.		325312-SM						
Fertilizer, mixing only, manufacturing.	325314		-13.0	-1.1	-2.2	-2.7	-2.3	-1.1
Primary products.		325314-P	-12.5	-1.0	-2.3	-2.7	-2.3	-1.1
Mixed fertilizers, mixing only.		325314-0	-12.5	-1.0	-2.3	-2.7	-2.3	-1.1
Mixed fertilizers, dry, mixing only.		325314-01	-8.1	-0.9	-1.6	-2.4	-0.2	-1.4
Mixed fertilizers, liquid, mixing only.		325314-02	-30.3	-1.6	-5.1	-3.6	-12.4	0.4
Secondary products and miscellaneous receipts.		325314-SM						
Miscellaneous receipts.		325314-M	-27.8	-7.5	-1.1	-5.4	-0.7	0.8
Pesticide and other agricultural chemical mfg.	32532		-15.5	-3.6	-1.3	-1.1	-4.5	0.4
Pesticide and other agricultural chemical manufacturing.	325320		-15.5	-3.6	-1.3	-1.1	-4.5	0.4
Primary products.		325320-P	-15.6	-3.6	-1.3	-1.1	-4.5	0.4
Agricultural and commercial pesticides and chemicals.		325320-1	-17.1	-3.9	-1.4	-1.3	-4.8	0.4
Lawn and garden pesticides and chemicals.		325320-4	2.0	0.0	0.0	0.0	-3.0	0.0
Household and institutional pesticides and chemicals.		325320-7	7.3	0.0	0.0	0.3	0.0	0.0
Secondary products and miscellaneous receipts.		325320-SM						
Pharmaceutical and medicine mfg.	3254		2.6	0.0	0.4	-0.2	0.0	0.0
Pharmaceutical and medicine mfg.	32541		2.6	0.0	0.4	-0.2	0.0	0.0
Medicinal and botanical manufacturing.	325411		1.5	-0.1	0.0	-0.2	0.0	1.2
Primary products.		325411-P	1.6	-0.1	0.0	-0.3	0.0	1.3
Synthetic organic medicinal chemicals, medicinal & botanical drugs, & other products.		325411-0	1.6	-0.1	0.0	-0.3	0.0	1.3
Secondary products and miscellaneous receipts.		325411-SM1						
Pharmaceutical preparation manufacturing.	325412		2.8	0.0	0.4	-0.1	0.0	0.1
Primary products.		325412-P	2.8	0.0	0.4	-0.1	0.0	0.1
Pharmaceuticals acting on the respiratory system, for human use.		325412-A	-3.5	0.1	0.1	-3.3	0.0	0.0
Antihistamines and bronchodilators, including antiasthmatics.		325412-A111	2.7	0.0	0.0	0.0	0.0	0.0
Other respiratory preparations.		325412-A112	-10.0	0.2	0.3	-8.2	0.0	0.0
Other respiratory preparations, over-the-counter.		325412-A112OC	1.9	0.5	0.0	0.0	0.0	0.0
Other respiratory preparations, prescription.		325412-A112RX	-19.4	0.0	0.7	-16.7	0.0	0.0
Pharmaceuticals acting on the digestive or the genito-urinary systems, for human use.		325412-D	-0.4	-0.5	0.0	0.0	0.0	0.4

See footnotes at end of table.

Table 12. Producer price index percentage changes for the net output of selected industries and their products, not seasonally adjusted — Continued
 [October 2023]

Title ¹	Industry code	Product code	Unadjusted 12-month percent change ²	Unadjusted 1-month percent change ²				
			Oct. 2022 to Oct. 2023 ^P	May to June	June to July ^P	July to Aug. ^P	Aug. to Sept. ^P	Sept. to Oct. ^P
Pharmaceutical preparation manufacturing - Continued								
Other digestive or genito-urinary preparations.....		325412-D112	-0.3	-0.5	0.0	0.0	0.0	0.4
Other digestive or genito-urinary preparations, prescription.....		325412-D112RX	-0.2	-0.6	0.0	0.0	0.0	0.5
Pharmaceuticals acting on the skin, for human use.....		325412-G	0.8	0.0	0.0	0.0	0.0	0.0
Other pharmaceutical preparations acting on the skin.....		325412-G311	0.9	0.0	0.0	0.0	0.0	0.0
Anti-acne preparations.....		325412-G611	0.1	0.0	0.0	0.0	0.0	0.0
Vitamin, nutrient, and hematinic preparations, for human use.....		325412-L	4.5	-0.2	1.4	1.4	-0.1	0.9
Multivitamins.....		325412-L111	8.9	0.0	8.6	0.0	0.0	0.0
Other vitamins and nutrients.....		325412-L112	1.9	-0.3	0.0	0.0	-0.1	1.3
Pharmaceuticals affecting parasitic and infective diseases, for human use.....		325412-Q	1.9	0.0	0.2	0.0	0.0	0.0
Broad and medium spectrum antibiotics.....		325412-Q111	0.6	0.0	0.0	0.0	0.0	0.0
Systemic antivirals.....		325412-Q112	3.2	0.0	0.0	0.0	0.0	0.0
Other parasitic and infective diseases.....		325412-Q113	3.3	0.0	0.5	0.0	0.0	0.0
Pharmaceuticals for veterinary use, incl medicinal premixes/pet care products.....		325412-W	-	0.0	0.0	0.0	0.0	0.0
Pharmaceuticals affecting neoplasms, the endocrine system, & metabolic diseases, for human use.....		325412-1	1.3	0.0	0.3	0.0	0.0	0.0
Cancer therapy products.....		325412-1111	2.5	0.0	1.3	0.0	0.0	0.0
Insulin/antidiabetes products.....		325412-1112	2.8	0.0	0.3	0.0	0.0	0.0
Other neoplasms, endocrine system, and metabolic diseases.....		325412-1113	1.1	0.0	0.2	0.0	0.0	0.0
Hormones and oral contraceptives.....		325412-1114	0.7	0.0	0.0	0.0	0.0	0.0
Pharmaceuticals acting on the central nervous system and the sense organs, for human use.....		325412-4	4.7	0.0	0.1	0.0	0.0	0.0
Analgesics.....		325412-4111	4.6	0.0	0.4	0.0	0.0	0.0
Psychotherapeutics.....		325412-4112	9.3	0.0	0.0	0.0	0.0	0.0
Antidepressants.....		325412-41121	10.0	0.0	0.0	0.0	0.0	0.0
Other psychotherapeutics, including tranquilizers.....		325412-41123	4.3	0.0	0.0	0.1	0.0	0.0
Other central nervous system and sense organs.....		325412-4113	4.8	0.0	0.0	0.0	0.0	0.0
Anticonvulsants.....		325412-4114	-9.6	0.0	0.0	0.0	0.0	0.0
Analgesics, over-the-counter.....		325412-4111OC	5.5	0.0	4.4	0.0	0.0	0.0
Analgesics, prescription.....		325412-4111RX	4.6	0.0	0.0	0.0	0.0	0.0
Pharmaceuticals acting on the cardiovascular system, for human use.....		325412-7	5.1	0.3	0.0	0.0	0.0	0.0
Other cardiovascular preparations.....		325412-7113	3.9	0.0	0.1	0.0	0.0	0.0
Secondary products and miscellaneous receipts.....		325412-SM	-	-	-	-	-	-
Miscellaneous receipts.....		325412-M	-	0.0	0.0	0.0	0.0	-
Secondary products.....		325412-S	-	0.0	0.0	0.0	0.0	-
In-vitro diagnostic substance manufacturing.....	325413		-0.3	-0.1	-0.3	-0.5	-1.1	-0.2
Primary products.....		325413-P	-0.5	-0.1	-0.3	-0.6	-1.2	-0.2
In-vitro diagnostic substances.....		325413-0	-0.5	-0.1	-0.3	-0.6	-1.2	-0.2
Secondary products and miscellaneous receipts.....		325413-SM	-	-	-	-	-	-
Secondary products.....		325413-S	-	0.0	0.7	0.0	0.2	0.0
Other biological product manufacturing.....	325414		4.1	-0.2	1.0	-0.4	0.8	0.0
Primary products.....		325414-P	6.5	-0.2	1.2	-0.4	0.8	0.0
Biological products, excluding diagnostic, for veterinary, industrial, and all other misc. uses.....		325414-A	-	-0.6	1.1	-1.3	2.5	-
Biological products, excluding diagnostic, for human use.....		325414-T	2.7	0.0	1.3	0.0	0.0	0.0
Secondary products and miscellaneous receipts.....		325414-SM1	-	-	-	-	-	-
Paint, coating & adhesive mfg.....	3255		-0.5	-0.2	-0.3	-0.1	-0.2	-0.2
Paint and coating mfg.....	32551		-1.7	-0.3	-0.4	-0.1	-0.3	-0.3
Paint and coating manufacturing.....	325510		-1.7	-0.3	-0.4	-0.1	-0.3	-0.3
Primary products.....		325510-P	-1.6	-0.3	-0.4	0.0	-0.3	-0.3
Miscellaneous allied paint products including paint and varnish removers, thinners, etc.....		325510-B	-4.2	-0.6	-0.1	-0.1	-2.4	-1.5
Architectural coatings.....		325510-1	0.2	0.0	0.0	0.0	0.0	-0.4
Exterior architectural coatings.....		325510-11	1.6	0.0	0.0	0.0	0.0	0.0
Interior architectural coatings.....		325510-12	-0.6	0.0	0.0	0.0	0.0	-0.6
Product finishes for original equipment manufacturers (OEM), excluding marine coatings.....		325510-4	-1.0	0.0	-1.9	-0.1	0.7	-0.5
Transportation finishes, except powdered and high-solids coatings.....		325510-41	-3.2	0.9	-1.4	-1.1	1.9	-2.3
All other product finishes for original equipment manufacturers (OEM), excluding marine coating.....		325510-42	-0.5	-0.3	-2.0	0.1	0.4	0.0
Special purpose coatings incl. marine, industrial, construction and maintenance coatings, etc.....		325510-7	-5.8	-1.1	-0.2	-0.1	-1.3	0.5
Automotive, other transportation and machinery refinish paints and enamels, including primers.....		325510-71	-12.6	0.8	0.0	3.8	-0.8	-1.0
Special purpose coatings, including all marine coatings and traffic marking paints.....		325510-72	-5.2	-1.2	-0.2	-0.3	-1.3	0.6

See footnotes at end of table.

Table 12. Producer price index percentage changes for the net output of selected industries and their products, not seasonally adjusted — Continued
 [October 2023]

Title ¹	Industry code	Product code	Unadjusted 12-month percent change ²	Unadjusted 1-month percent change ²				
			Oct. 2022 to Oct. 2023 ^P	May to June	June to July ^P	July to Aug. ^P	Aug. to Sept. ^P	Sept. to Oct. ^P
Paint and coating manufacturing - Continued								
Secondary products and miscellaneous receipts.....		325510-SM						
Secondary products.....		325510-S	0.6	0.0	0.0	0.0	0.0	0.0
Adhesive mfg.....	32552		1.9	-0.2	-0.1	-0.3	0.1	0.1
Adhesive manufacturing.....	325520		1.9	-0.2	-0.1	-0.3	0.1	0.1
Primary products.....		325520-P	1.8	-0.2	-0.1	-0.3	0.1	0.1
Nonstructural caulking compounds and sealants.....		325520-A	2.6	0.0	0.0	0.0	0.0	0.0
Structural sealants (load bearing).....		325520-B	-3.0	0.0	0.0	0.0	0.0	0.0
Synthetic resin & rubber adhesives, incl all types of bonding & laminating adhesives.....		325520-4	1.6	-0.3	-0.2	-0.5	0.2	-0.1
Epoxy adhesives.....		325520-41	2.7	0.0	0.0	0.0	0.1	0.0
Other synthetic resin and rubber adhesives.....		325520-46	-1.4	-0.8	-0.4	-0.9	0.6	-0.3
Secondary products and miscellaneous receipts.....		325520-SM						
Secondary products.....		325520-S	6.9	0.0	0.6	-0.2	0.0	0.0
Soap, cleaners, and toilet preparation mfg.....	3256		4.0	0.2	0.0	0.0	-0.2	0.2
Soap & cleaning compound mfg.....	32561		3.2	0.2	-0.1	0.0	-0.2	0.0
Soap and other detergent manufacturing.....	325611		6.0	0.1	0.1	0.0	-0.1	0.0
Primary products.....		325611-P	6.6	0.0	0.1	0.0	-0.1	0.0
Soaps and detergents, commercial, industrial, and institutional.....		325611-1	10.9	0.0	0.3	0.0	-0.2	0.0
Commercial, industrial, and institutional hard surface cleaners.....		325611-11	7.7	0.0	0.0	0.0	0.0	0.0
Commercial, industrial, and institutional laundry detergents.....		325611-12	5.7	0.0	0.0	0.0	0.0	0.0
Commercial, industrial, and institutional dishwashing detergents.....		325611-13	20.9	0.0	0.0	0.0	0.0	0.0
Commercial, industrial, and institutional metal cleaners.....		325611-14	4.7	0.0	0.0	0.0	0.0	0.0
Dairy, farm, and food plant cleaners, sanitizers, etc.....		325611-16	-	0.0	0.0	0.0	0.0	-
Commercial, industrial, and institutional soaps, excluding specialty cleaners.....		325611-17	1.6	0.0	0.0	0.0	-0.9	0.0
Household detergents.....		325611-4	3.5	0.0	0.2	0.3	0.1	0.1
Household alkaline detergents and cleaners.....		325611-45	10.0	0.0	0.3	0.3	0.1	0.1
Household dry and liquid laundry detergents.....		325611-46	0.0	0.0	0.0	0.0	0.0	0.0
Soaps, excluding specialty cleaners, household.....		325611-7	0.8	0.0	-0.5	0.0	-0.1	0.0
Secondary products and miscellaneous receipts.....		325611-SM						
Miscellaneous receipts.....		325611-M	0.0	0.0	0.0	0.0	0.0	0.0
Secondary products.....		325611-S	7.5	1.5	0.1	0.0	0.0	0.1
Polish and other sanitation good mfg.....	325612		2.2	0.0	-0.2	0.0	0.0	0.1
Primary products.....		325612-P	2.5	0.0	-0.3	0.0	0.0	0.1
Polishing preparations and related products.....		325612-7	0.9	0.0	-0.7	0.1	0.0	0.7
Specialty cleaning and sanitation products.....		325612-8	1.1	0.0	-0.3	0.0	0.0	0.0
Disinfectants, nonagricultural, industrial and institutional.....		325612-81	2.0	0.0	0.0	0.0	0.0	0.0
Air and room fresheners.....		325612-83	0.2	0.0	0.0	0.0	0.0	0.0
Laundry fabric softeners and rinses, liquid and dry.....		325612-88	3.6	0.0	0.9	0.0	0.0	0.0
Other specialty cleaning and sanitation products.....		325612-89	0.7	0.0	-0.7	0.0	0.0	0.0
Secondary products and miscellaneous receipts.....		325612-SM						
Miscellaneous receipts.....		325612-M	3.5	0.0	0.0	0.0	0.0	0.0
Surface active agent manufacturing.....	325613		-2.3	0.8	-0.3	0.0	-0.6	-0.1
Primary products.....		325613-P	-1.6	0.8	0.0	0.0	-0.7	0.0
Surfactants, finishing agents, and assistants.....		325613-0	-1.6	0.8	0.0	0.0	-0.7	0.0
Textile and leather assistants and finishes.....		325613-01	-	-1.9	-	-	-	-
Surfactants (bulk surface active agents).....		325613-02	3.2	1.8	0.0	0.0	-0.9	0.0
Secondary products and miscellaneous receipts.....		325613-SM						
Toilet preparation mfg.....	32562		4.5	0.2	0.0	0.0	-0.1	0.3
Toilet preparation manufacturing.....	325620		4.5	0.2	0.0	0.0	-0.1	0.3
Primary products.....		325620-P	4.6	0.2	0.0	0.0	-0.1	0.3
Denture cleaners, mouthwashes, gargles, and rinses.....		325620-A	10.5	0.1	0.0	-0.1	0.0	3.1
Creams, lotions, and oils, excluding shaving, hair, and deodorant.....		325620-D	5.5	0.0	0.0	0.0	0.0	0.0
Other cosmetics and toilet preparations.....		325620-G	4.5	0.5	0.0	0.0	-0.3	0.1
Shaving preparations.....		325620-1	0.5	0.0	0.2	0.0	0.0	0.0
Perfumes, toilet waters, and colognes.....		325620-4	3.0	0.0	0.0	0.0	0.0	0.0
Hair preparations (including shampoos).....		325620-7	1.6	0.0	0.1	0.0	0.0	0.0
Hair preparations incl professional, consumer, and cream/gel shampoos.....		325620-71	1.6	0.0	0.1	0.0	0.0	0.0
Hair tonics and hair dressings incl professional and consumer use.....		325620-72	1.4	0.0	0.0	0.0	0.0	0.0
Secondary products and miscellaneous receipts.....		325620-SM						
Secondary products.....		325620-S	0.4	-1.5	0.1	0.0	0.0	1.2
Other chemical product & preparation mfg.....	3259		0.8	-1.0	-0.3	0.6	-0.2	0.0

See footnotes at end of table.

Table 12. Producer price index percentage changes for the net output of selected industries and their products, not seasonally adjusted — Continued
 [October 2023]

Title ¹	Industry code	Product code	Unadjusted 12-month percent change ²	Unadjusted 1-month percent change ²				
				Oct. 2022 to Oct. 2023 ^P	May to June	June to July ^P	July to Aug. ^P	Aug. to Sept. ^P
Printing ink mfg.	32591		2.2	0.0	0.4	-0.9	-0.1	0.0
Printing ink manufacturing.	325910		2.2	0.0	0.4	-0.9	-0.1	0.0
Primary products.		325910-P	2.3	0.0	0.4	-0.9	-0.1	0.0
Flexographic printing inks.		325910-A	-3.7	0.0	0.0	-3.6	0.0	-0.2
Nonimpact/digital inks.		325910-E	5.8	0.0	1.3	-0.6	0.0	0.5
All other printing inks.		325910-H	5.7	0.1	0.4	0.9	1.6	-0.3
Lithographic and offset inks.		325910-6	4.3	0.0	0.0	0.5	-0.3	-0.2
News and nonheat web offset printing inks.		325910-61	2.1	0.0	0.0	0.2	-2.9	0.0
Publication and commercial web inks.		325910-62	7.5	0.0	0.0	0.5	0.0	0.0
Sheet-fed general inks.		325910-63	-0.5	0.0	0.0	-0.3	0.0	-0.5
Sheet-fed packaging inks.		325910-64	0.6	0.0	0.0	1.3	-0.3	-0.4
Gravure printing inks.		325910-7	0.0	0.0	0.0	0.0	0.0	0.0
Secondary products and miscellaneous receipts.		325910-SM						
Miscellaneous receipts.		325910-M	0.0	0.0	0.0	0.0	0.0	0.0
Explosives mfg.	32592		1.9	0.0	0.4	-0.5	0.2	0.0
Explosives manufacturing.	325920		1.9	0.0	0.4	-0.5	0.2	0.0
Primary products.		325920-P	2.5	0.2	0.2	-0.6	0.2	0.0
Explosives and blasting accessories.		325920-0	2.5	0.2	0.2	-0.6	0.2	0.0
Secondary products and miscellaneous receipts.		325920-SM						
All other chemical product & preparation mfg.	32599		0.5	-1.2	-0.4	0.8	-0.2	0.0
Custom compounding of purchased resins.	325991		-4.1	-0.2	-1.3	0.7	-0.3	-0.7
Primary products.		325991-P	-4.2	-0.2	-1.4	0.7	-0.3	-0.7
Custom compounding of purchased resins and color concentrates.		325991-0	-4.2	-0.2	-1.4	0.7	-0.3	-0.7
Secondary products and miscellaneous receipts.		325991-SM						
Photographic Film, Paper, Plate, Chemical, and Copy Toner Manufacturing.	325992		7.8	-4.6	0.5	1.4	2.5	0.9
Primary products.		325992-P	11.5	-5.0	0.6	1.2	2.8	0.9
Photographic sensitized film, plates, paper, & cloth.		325992-T	15.9	-7.0	0.8	1.8	4.7	1.3
Photographic sensitized film, plates, paper, & cloth, silver-halide-type (excl X-ray).		325992-T1	-	-8.4	1.0	1.9	5.8	1.5
Photographic sensitized film, plates, paper & cloth, other than silver-halide-type (incl X-ray).		325992-T3	0.6	0.6	-0.1	0.8	-1.5	0.0
Prepared photographic chemicals.		325992-5	0.8	0.4	0.0	-0.1	-1.8	-0.1
Secondary products and miscellaneous receipts.		325992-SM						
Other miscellaneous chemical product manufacturing.	325998		1.3	-0.8	-0.2	0.8	-0.9	0.1
Primary products.		325998-P	1.4	-0.9	-0.1	0.9	-0.9	0.1
Water treating compounds.		325998-A	-0.2	-6.1	0.6	2.9	-1.2	0.0
All other chemical preparations, including essential oils, matches, and gelatin.		325998-J	1.9	0.4	0.2	0.5	-0.3	0.0
Secondary products and miscellaneous receipts.		325998-SM						
Miscellaneous receipts.		325998-M	2.8	0.0	0.0	0.0	0.0	0.0
Secondary products.		325998-S	-5.6	0.1	-4.9	-0.4	0.1	0.0
Plastics and rubber products mfg.	326		-1.6	-0.2	-0.2	-0.2	-0.1	-0.1
Plastics product mfg.	3261		-2.5	-0.3	-0.2	-0.2	-0.1	-0.1
Unsupported plastics film, sheet, and bag mfg.	32611		-5.1	-0.7	-0.3	-0.3	-0.8	0.2
Plastics bag and pouch manufacturing.	326111		-1.0	0.0	0.0	-0.2	0.0	0.2
Primary products.		326111-P	-1.0	0.1	0.0	-0.2	0.0	0.2
Single-web film specialty bags, pouches, and liners.		326111-1	-1.2	0.1	0.0	-0.2	0.0	0.1
Polyethylene grocery and variety bags and pouches.		326111-11	-3.2	0.0	-0.1	0.1	0.1	0.2
Polyethylene refuse bags.		326111-12	-6.5	0.6	-0.3	-0.3	-0.3	-0.6
Other polyethylene bags, pouches, and liners.		326111-15	2.8	-0.1	0.3	-0.3	0.0	0.7
Coextruded single-web film specialty bags, pouches, & liners.		326111-16	-0.5	0.0	0.0	-0.1	0.0	0.0
Multiweb film/film combination specialty bags, pouches, and liners.		326111-3	-0.4	0.0	-0.3	-1.6	1.5	0.6
Secondary products and miscellaneous receipts.		326111-SM						
Secondary products.		326111-S	1.0	0.2	-1.1	-0.1	1.0	1.2
Plastics packaging film and sheet mfg.	326112		-0.7	1.0	-0.5	-0.3	0.5	0.4
Primary products.		326112-P	-0.7	1.1	-0.5	-0.4	0.4	0.4
Single-web film, rolls, and sheets, including coextruded, for flexible packaging uses.		326112-1	1.8	0.6	-0.4	-0.1	0.4	0.9
Single-web film, rolls, and sheets for flexible packaging uses.		326112-11	2.1	0.9	-0.3	0.1	0.1	0.5
Coextruded single-web film, for flexible packaging uses.		326112-12	0.6	-1.0	-1.1	-0.7	1.8	2.6
Film/film multiweb laminated rolls and sheets, excluding foil, for flexible packaging uses.		326112-3	-9.1	3.7	-0.9	-2.0	0.6	-1.9
Secondary products and miscellaneous receipts.		326112-SM						

See footnotes at end of table.

Table 12. Producer price index percentage changes for the net output of selected industries and their products, not seasonally adjusted — Continued
 [October 2023]

Title ¹	Industry code	Product code	Unadjusted 12-month percent change ²	Unadjusted 1-month percent change ²				
				Oct. 2022 to Oct. 2023 ^P	May to June	June to July ^P	July to Aug. ^P	Aug. to Sept. ^P
Plastics packaging film and sheet mfg. - Continued								
Secondary products.....		326112-S	-1.0	-0.1	-0.2	0.7	1.2	0.1
Nonpackaging plastics film and sheet mfg.....	326113		-11.3	-2.6	-0.3	-0.3	-2.5	0.0
Primary products.....		326113-P	-11.6	-2.7	-0.3	-0.3	-2.6	0.0
Unlaminated plastics film and sheet, excluding packaging.....		326113-0	-11.6	-2.7	-0.3	-0.3	-2.6	0.0
Unlaminated polyethylene film and sheet.....		326113-01	-9.4	-3.0	-0.2	-0.4	-2.7	0.3
Unlaminated vinyl and vinyl copolymer film and sheet.....		326113-03	-4.6	-0.7	0.0	0.0	-0.7	0.0
Miscellaneous unlaminated plastics film and sheet.....		326113-04	-13.9	-2.7	-0.4	-0.3	-2.9	-0.7
Secondary products and miscellaneous receipts.....		326113-SM						
Secondary products.....		326113-S	-5.0	-0.9	0.5	-1.1	0.2	-0.5
Plastics pipe/fitting/unsupported shapes mfg.....	32612		-6.4	-0.4	-1.9	-0.8	0.1	-0.6
Unlaminated plastics profile shape mfg.....	326121		2.2	1.0	-3.6	-1.4	0.6	1.4
Primary products.....		326121-P	2.5	1.1	-4.1	-1.6	0.6	1.6
Unlaminated plastics profile shapes.....		326121-0	2.5	1.1	-4.1	-1.6	0.6	1.6
Secondary products and miscellaneous receipts.....		326121-SM						
Plastics pipe and pipe fitting manufacturing.....	326122		-9.9	-1.0	-1.0	-0.5	-0.1	-1.6
Primary products.....		326122-P	-10.1	-1.0	-1.0	-0.5	-0.1	-1.6
Plastics pipe.....		326122-1	-11.3	-1.1	-1.1	-0.9	0.0	-1.9
Plastics drain, waste, and vent pipe.....		326122-11	-24.5	-0.6	-0.3	-0.5	0.1	-9.2
Plastics water pipe.....		326122-13	-5.9	-1.8	-0.9	-2.1	-0.4	2.2
Plastics sewer, stormdrain, and water main pipe.....		326122-18	-10.0	-1.4	-0.7	-1.4	-1.3	0.8
Other plastics pipe.....		326122-1B	-8.5	0.0	-8.9	0.0	0.0	0.0
Plastics pipe fittings and unions.....		326122-3	-3.8	-0.6	-1.0	1.2	-0.5	-0.4
Secondary products and miscellaneous receipts.....		326122-SM						
Miscellaneous receipts.....		326122-M	-3.5	-2.0	-1.5	1.9	4.5	-0.6
Secondary products.....		326122-S1	3.3	0.0	-0.1	-0.2	-0.6	1.7
Laminated plastics plate, sheet, and shape mfg.....	32613		4.7	0.1	0.0	0.1	0.0	0.0
Laminated plastics plate, sheet (except packaging), and shape manufacturing.....	326130		4.7	0.1	0.0	0.1	0.0	0.0
Primary products.....		326130-P	4.7	0.1	0.0	0.1	0.0	0.0
Laminated plastics plates, sheet (except packaging), and shapes.....		326130-0	4.7	0.1	0.0	0.1	0.0	0.0
Secondary products and miscellaneous receipts.....		326130-SM						
Secondary products.....		326130-S	-	0.0	0.0	0.0	0.0	-
Polystyrene foam product mfg.....	32614		-4.6	-1.4	0.0	-0.2	-0.4	0.3
Polystyrene foam product manufacturing.....	326140		-4.6	-1.4	0.0	-0.2	-0.4	0.3
Primary products.....		326140-P	-5.9	-1.8	0.0	-0.3	-0.5	0.4
Packaging, polystyrene foam products.....		326140-2	-6.5	-0.7	-0.2	-0.5	-0.4	0.2
Polystyrene foam food containers.....		326140-21	-7.1	0.3	-0.3	-0.4	0.0	0.3
Polystyrene foam protective shipping pads, shaped cushioning, etc.....		326140-22	-5.9	-2.6	0.0	-0.6	-1.1	0.0
Building and construction polystyrene foam products.....		326140-3	-8.7	-6.6	-0.9	-0.4	0.0	0.0
Consumer and institutional polystyrene foam products.....		326140-5	-4.1	-0.5	0.6	0.0	-1.0	0.9
All other polystyrene foam products incl. transportation application uses.....		326140-9	-4.0	-1.1	0.0	0.0	0.0	0.0
Secondary products and miscellaneous receipts.....		326140-SM						
Foam product (ex polystyrene) mfg.....	32615		-3.7	0.0	-0.7	-0.5	-0.1	0.0
Urethane and other foam product mfg.....	326150		-3.7	0.0	-0.7	-0.5	-0.1	0.0
Primary products.....		326150-P	-4.3	0.0	-0.7	-0.5	-0.2	0.0
Packaging polyurethane foam products.....		326150-2	1.3	0.0	0.0	0.0	0.0	0.0
Furniture and furnishings polyurethane foam products.....		326150-4	-13.8	0.0	-1.6	-1.1	-0.4	0.0
Polyurethane foam formed and slab stock for pillows, seating, and cushioning.....		326150-41	-8.0	0.1	-0.8	-0.5	-1.5	0.0
All other miscellaneous polyurethane foam products.....		326150-6	2.3	0.0	0.0	0.0	0.0	0.0
Products made of foam other than polystyrene or polyurethane.....		326150-9	2.0	0.0	0.0	0.0	0.0	0.0
Secondary products and miscellaneous receipts.....		326150-SM						
Secondary products.....		326150-S	6.4	0.4	-0.4	0.1	0.1	-0.2
Plastics bottle mfg.....	32616		-4.4	0.5	-0.2	-0.4	-0.1	0.0
Plastics bottle manufacturing.....	326160		-4.4	0.5	-0.2	-0.4	-0.1	0.0
Primary products.....		326160-P	-4.5	0.5	-0.2	-0.4	-0.1	0.0
Plastics bottles.....		326160-0	-4.5	0.5	-0.2	-0.4	-0.1	0.0
Secondary products and miscellaneous receipts.....		326160-SM						
Other plastics product mfg.....	32619		-0.2	0.0	0.2	0.0	0.1	-0.1
Plastics plumbing fixture manufacturing.....	326191		2.7	0.1	0.3	0.6	0.0	0.0
Primary products.....		326191-P	2.9	0.1	0.3	0.7	0.0	0.0

See footnotes at end of table.

Table 12. Producer price index percentage changes for the net output of selected industries and their products, not seasonally adjusted — Continued
 [October 2023]

Title ¹	Industry code	Product code	Unadjusted 12-month percent change ²	Unadjusted 1-month percent change ²				
			Oct. 2022 to Oct. 2023 ^P	May to June	June to July ^P	July to Aug. ^P	Aug. to Sept. ^P	Sept. to Oct. ^P
Plastics plumbing fixture manufacturing - Continued								
Plastics plumbing fixtures.....		326191-0	2.9	0.1	0.3	0.7	0.0	0.0
Secondary products and miscellaneous receipts.....		326191-SM						
Miscellaneous receipts.....		326191-M	-2.1	0.0	1.3	0.0	0.0	0.0
All other plastics product manufacturing.....	326199		-0.4	0.0	0.1	0.0	0.1	-0.1
Primary products.....		326199-P	-0.9	-0.2	0.1	0.0	0.1	-0.2
All other reinforced and fiberglass plastics products.....		326199-A	9.2	0.0	0.6	0.0	0.1	0.0
Consumer/institutional/commercial fabricated plastics products (excl. foam and wire coated).....		326199-C	0.8	0.0	0.0	0.1	-0.2	0.0
Transportation fabricated plastics products (excluding foam and reinforced plastics).....		326199-1	-2.7	-0.2	0.0	0.0	-0.3	-0.3
Electrical and electronic fabricated plastics (excluding foam and reinforced plastics).....		326199-2	-3.2	1.1	1.4	-1.4	0.9	-0.7
Industrial machinery plastics products, excluding foam (incl. gears, bearings, etc.).....		326199-3	0.8	0.0	0.0	0.0	0.0	0.0
Plastics packaging (excluding film, sheet, foam, and bottles).....		326199-4	-4.6	-0.9	-0.4	-0.1	0.1	-0.5
Building & construction fabricated plastics products (excl foam, plumbing fixtures, hardware).....		326199-8	-1.4	0.1	0.8	0.1	0.9	0.0
Secondary products and miscellaneous receipts.....		326199-SM						
Miscellaneous receipts.....		326199-M	6.8	0.2	0.9	-0.2	0.0	0.0
Secondary products.....		326199-S	1.8	2.6	-0.6	-0.2	0.0	0.5
Rubber product mfg.....	3262		2.4	-0.2	0.2	-0.1	0.0	0.0
Tire mfg.....	32621		3.1	-0.1	-0.1	0.0	-0.1	0.0
Tire manufacturing, except retreading.....	326211		3.1	-0.1	-0.1	0.0	-0.1	0.0
Primary products.....		326211-P	3.3	-0.1	-0.1	0.0	-0.1	0.0
Tread rubber, tire sundries, and repair materials.....		326211-H	5.8	-0.7	0.1	0.0	-0.1	0.0
Pneumatic tires (including passenger, truck, bus, tractor, industrial, and other tires).....		326211-0	3.4	-0.1	-0.1	0.0	-0.1	0.0
Passenger car pneumatic tires (casings).....		326211-01	4.8	0.0	-0.2	0.0	0.0	0.0
Truck and bus (including off-the-highway) pneumatic tires.....		326211-03	-2.0	-0.1	0.0	0.0	0.0	0.0
Secondary products and miscellaneous receipts.....		326211-SM						
Rubber and plastics hose and belting.....	32622		-1.0	-0.2	0.3	0.0	0.1	-0.3
Rubber and plastics hose and belting mfg.....	326220		-1.0	-0.2	0.3	0.0	0.1	-0.3
Primary products.....		326220-P	-1.0	-0.2	0.3	0.0	0.1	-0.3
Rubber and plastics belt and belting mfg.....		326220-D	1.2	-0.6	0.0	0.0	0.0	-0.3
Rubber and plastics transmission belts and belting (excluding flat).....		326220-D2	2.7	0.0	0.1	0.1	0.0	0.0
Rubber and plastic hose mfg.....		326220-H	-3.3	0.1	0.6	0.1	0.1	-0.3
Rubber and plastics hose for on- and off-highway motor vehicles.....		326220-H3	2.3	0.0	2.3	0.9	0.0	0.0
Industrial rubber and plastics hose without fittings.....		326220-H4	-2.7	0.0	0.0	0.0	0.0	0.0
Rubber and plastics water hose (incl. fire, irrigation, etc.).....		326220-H5	-17.5	0.0	-1.8	-1.2	0.8	-2.0
Secondary products and miscellaneous receipts.....		326220-SM						
Other rubber product mfg.....	32629		2.6	-0.2	0.6	-0.2	0.1	0.0
Rubber product mfg. for mechanical use.....	326291		8.1	0.0	0.8	0.0	0.0	0.0
Primary products.....		326291-P	8.4	0.0	0.8	0.0	0.0	0.0
Other extruded rubber mechanical goods (excl. auto)(excl. tubing).....		326291-C	1.4	0.0	0.0	0.0	0.0	0.0
Molded rubber mechanical goods, automotive.....		326291-1	13.2	0.0	1.3	0.0	0.0	0.0
Molded rubber mechanical goods, transportation (excluding automotive)/off-highway machinery.....		326291-2	3.6	0.1	0.0	-0.1	0.0	0.0
Other molded rubber mechanical goods (excluding tubing).....		326291-9	6.1	0.0	0.9	0.2	0.0	0.0
Secondary products and miscellaneous receipts.....		326291-SM						
Secondary products.....		326291-S	3.5	0.3	0.3	-0.4	-0.1	0.0
All other rubber product manufacturing.....	326299		-0.8	-0.4	0.4	-0.3	0.1	0.0
Primary products.....		326299-P	-1.0	-0.4	0.4	-0.3	0.1	-0.3
All other miscellaneous rubber goods.....		326299-B	3.3	0.0	0.0	-0.1	0.0	0.0
Rubber compounds or mixtures for sale or interplant transfer.....		326299-6	-6.3	-1.3	-0.4	-0.7	0.4	-0.6
All other industrial rubber products.....		326299-7	2.2	-0.1	1.9	0.2	0.0	-0.4
Secondary products and miscellaneous receipts.....		326299-SM						
Secondary products.....		326299-S	-	-	-	-	-	-
Nonmetallic mineral product manufacturing.....	327		6.7	0.1	0.1	0.4	0.7	0.0
Clay product and refractory manufacturing.....	3271		4.3	0.1	0.1	0.2	0.3	-0.2
Pottery, ceramics, and plumbing fixture mfg.....	32711		2.2	-0.3	0.6	0.0	0.1	-0.3
Pottery, ceramics, and plumbing fixture mfg.....	327110		2.2	-0.3	0.6	0.0	0.1	-0.3
Primary products.....		327110-P	2.4	-0.4	0.7	0.0	0.1	-0.3

See footnotes at end of table.

Table 12. Producer price index percentage changes for the net output of selected industries and their products, not seasonally adjusted — Continued
 [October 2023]

Title ¹	Industry code	Product code	Unadjusted 12-month percent change ²	Unadjusted 1-month percent change ²				
				Oct. 2022 to Oct. 2023 ^P	May to June	June to July ^P	July to Aug. ^P	Aug. to Sept. ^P
Pottery, ceramics, and plumbing fixture mfg. - Continued								
Vitreous china, porcelain, and earthenware (semivitreous) table and kitchenware...		327110-5	-	0.0	-4.1	0.0	0.0	0.0
All other pottery products (including china decorated for the trade).....		327110-6	2.8	0.0	0.0	0.0	0.0	0.0
Porcelain, steatite, and other ceramic electrical products.....		327110-7	4.2	-0.8	1.8	0.0	0.1	-0.6
Secondary products and miscellaneous receipts.....		327110-SM						
Clay building material and refractories mfg.	32712		5.2	0.2	-0.1	0.2	0.4	-0.1
Clay building material and refractories mfg.	327120		5.2	0.2	-0.1	0.2	0.4	-0.1
Primary products.....		327120-P	5.1	0.2	-0.1	0.0	0.4	-0.1
Brick and structural clay tile.....		327120-1	5.6	0.0	0.0	0.0	0.0	0.2
Building or common brick.....		327120-11	5.5	0.0	0.0	0.0	0.0	0.2
Glazed brick and other brick (paving, floor, and sewer).....		327120-12	9.0	0.0	0.0	0.0	0.6	0.0
Clay floor and wall tile, glazed and unglazed (including quarry tile and ceramic mosaic tile).....		327120-2	7.1	0.9	0.0	0.0	0.9	0.0
Nonclay refractories (excluding dead-burned magnesia).....		327120-6	4.3	0.3	-0.5	-0.2	1.4	-1.1
Clay refractories.....		327120-7	4.5	0.0	0.0	0.0	0.0	0.0
All other structural clay products, excluding clay refractories.....		327120-9	7.8	0.0	0.0	0.0	0.0	0.0
Secondary products and miscellaneous receipts.....		327120-SM						
Miscellaneous receipts.....		327120-M	4.5	0.0	0.0	0.0	0.0	0.0
Glass and glass product manufacturing.....	3272		5.2	0.5	-0.6	-0.6	0.6	-0.1
Glass and glass product manufacturing.....	32721		5.2	0.5	-0.6	-0.6	0.6	-0.1
Flat glass manufacturing.....	327211		-5.7	1.5	-2.5	-0.3	-1.0	0.3
Primary products.....		327211-P	-5.6	1.5	-2.5	-0.4	-1.0	0.3
Flat glass (float, sheet, and plate process), made by flat glass producers.....		327211-1	-8.5	2.4	-3.9	-0.5	-1.5	0.5
Other glass products, made by flat glass producers.....		327211-4	-0.1	0.0	0.0	0.0	0.0	0.0
Secondary products and miscellaneous receipts.....		327211-SM						
Other pressed and blown glass and glassware.....	327212		9.2	0.0	0.0	-0.1	0.0	-0.1
Primary products.....		327212-P	8.7	0.0	0.0	-0.1	0.0	-0.1
Glass fiber and machine-made pressed and blown glass and glassware, made by glass producers.....		327212-B	8.7	0.0	0.0	-0.1	0.0	-0.1
Handmade pressed and blown glass and glassware, made by glass producers....		327212-9	11.0	0.0	0.0	0.0	0.0	0.0
Secondary and miscellaneous receipts.....		327212-SM						
Glass container manufacturing.....	327213		9.6	0.0	-0.2	0.4	-2.1	0.0
Primary products.....		327213-P	9.6	0.0	-0.2	0.4	-2.1	0.0
Glass containers (including value of packaging).....		327213-0	9.6	0.0	-0.2	0.4	-2.1	0.0
Secondary products and miscellaneous receipts.....		327213-SM1						
Glass product mfg. made of purchased glass.....	327215		6.4	0.4	-0.3	-1.4	2.4	-0.2
Primary products.....		327215-P	6.4	0.4	-0.4	-1.4	2.4	-0.2
Pressed and blown glassware, made from purchased glass.....		327215-E	-	-0.1	-0.2	-0.2	0.7	-0.1
Other glass products, made from purchased glass.....		327215-F	6.2	-0.2	0.2	-1.1	1.0	0.1
Mirrors (decorated and undecorated), made from purchased glass.....		327215-9	8.1	2.9	-2.2	-2.8	8.0	-1.2
Secondary products and miscellaneous receipts.....		327215-SM						
Secondary products.....		327215-S	-	0.0	0.0	0.0	0.0	0.0
Cement and concrete product manufacturing.....	3273		9.4	0.0	0.5	1.0	1.1	0.1
Cement manufacturing.....	32731		8.4	-0.1	0.8	0.2	0.6	-0.7
Cement manufacturing.....	327310		8.4	-0.1	0.8	0.2	0.6	-0.7
Primary products.....		327310-P	8.5	-0.1	0.8	0.2	0.6	-0.7
Cement, hydraulic (including cost of shipping containers).....		327310-0	8.5	-0.1	0.8	0.2	0.6	-0.7
Secondary products and miscellaneous receipts.....		327310-SM						
Ready-mix concrete manufacturing.....	32732		11.1	-0.4	0.7	1.7	1.5	0.1
Ready-mix concrete manufacturing.....	327320		11.1	-0.4	0.7	1.7	1.5	0.1
Primary products.....		327320-P	11.3	-0.4	0.7	1.7	1.6	0.1
Northeast region ready-mix concrete.....		327320-A	12.7	-0.5	0.0	2.6	0.3	0.0
Midwest region ready-mix concrete.....		327320-B	18.9	-1.5	2.2	3.3	1.1	-0.9
South region ready-mix concrete.....		327320-C	10.6	0.1	0.6	1.1	3.0	0.7
West region ready-mix concrete.....		327320-D	5.7	-0.2	-0.1	0.9	0.3	-0.1
Secondary products and miscellaneous receipts.....		327320-SM						
Miscellaneous receipts.....		327320-M	3.8	0.0	0.7	0.0	0.0	0.0
Secondary products.....		327320-S	7.4	0.0	0.2	0.0	0.0	0.0
Concrete pipe, brick, and block manufacturing.....	32733		9.5	0.6	-0.2	-0.2	0.7	0.9
Concrete block and brick manufacturing.....	327331		9.1	0.1	0.1	0.5	-0.3	1.3

See footnotes at end of table.

Table 12. Producer price index percentage changes for the net output of selected industries and their products, not seasonally adjusted — Continued
 [October 2023]

Title ¹	Industry code	Product code	Unadjusted 12-month percent change ²	Unadjusted 1-month percent change ²				
				Oct. 2022 to Oct. 2023 ^P	May to June	June to July ^P	July to Aug. ^P	Aug. to Sept. ^P
Concrete block and brick manufacturing - Continued								
Primary products.....		327331-P	9.0	0.1	0.1	0.5	-0.3	1.4
Concrete block and brick.....		327331-0	9.0	0.1	0.1	0.5	-0.3	1.4
Structural concrete block, lightweight units (weighing less than 105 lb/cubic ft.) (dry weight).....		327331-01	8.9	0.0	0.0	0.6	0.0	0.4
Structural concrete block, mediumweight units (weighing 105 - 124 lb/cubic ft.) (dry weight).....		327331-02	14.2	0.2	0.0	0.0	0.3	3.0
Structural concrete block, normalweight units (weighing 125 lb or more/cubic ft.) (dry weight).....		327331-03	12.3	0.4	0.8	1.1	-2.9	5.2
Decorative concrete block (including screen, split, slump, shadowal block, etc.).....		327331-04	10.3	0.0	0.0	1.4	0.0	1.5
Concrete pavers (including grid, interlocking, etc.).....		327331-05	6.8	0.0	0.0	0.0	0.0	0.7
Concrete brick.....		327331-06	8.2	0.0	0.0	0.0	0.0	0.0
Secondary products and miscellaneous receipts.....		327331-SM						
Miscellaneous receipts.....		327331-M	4.6	0.0	1.6	0.0	0.0	0.0
Secondary products.....		327331-S	11.9	0.0	0.2	0.0	0.1	0.0
Concrete pipe manufacturing.....	327332		9.1	1.9	-1.2	-1.9	3.3	-0.2
Primary products.....		327332-P	9.4	1.7	-1.0	-1.9	3.0	0.5
Concrete pipe.....		327332-0	9.4	1.7	-1.0	-1.9	3.0	0.5
Concrete storm sewer pipe.....		327332-02	12.5	-0.1	0.0	-0.6	7.4	1.0
Concrete pipe, except concrete culvert and storm sewer pipe.....		327332-03	6.5	3.1	0.0	0.0	0.0	0.0
Secondary products and miscellaneous receipts.....		327332-SM1						
Other concrete product manufacturing.....	32739		6.0	0.6	0.2	0.3	0.6	0.1
Other concrete product manufacturing.....	327390		6.0	0.6	0.2	0.3	0.6	0.1
Primary products.....		327390-P	5.9	0.5	0.3	0.3	0.6	0.1
Precast concrete products.....		327390-1	6.4	0.6	0.3	0.3	0.7	0.0
Precast concrete slabs and tile, roof and floor units.....		327390-11	3.2	0.0	0.0	0.0	0.0	0.0
Precast concrete architectural wall panels.....		327390-12	5.2	0.0	0.0	0.2	2.3	0.0
Burial vaults and boxes, precast concrete.....		327390-13	6.1	0.0	0.0	0.0	0.0	0.8
Precast concrete products (excl burial vaults and boxes, slabs and tile, and arch. wall panels).....		327390-14	7.2	0.8	0.4	0.3	0.6	0.0
Prestressed concrete products.....		327390-4	2.3	-0.3	0.0	0.4	0.0	0.1
Prestressed concrete products (excl bridge beams and solid and hollow cored slabs and panels).....		327390-43	3.9	0.0	0.0	1.5	0.0	0.0
Prestressed concrete bridge beams.....		327390-46	0.1	-0.4	0.0	-0.4	0.0	0.3
Prestressed concrete solid and hollow cored slabs and panels.....		327390-47	2.1	-1.0	0.0	-0.7	0.0	0.0
Secondary products and miscellaneous receipts.....		327390-SM						
Secondary products.....		327390-S	10.2	4.0	1.2	0.0	0.1	0.0
Lime and gypsum product manufacturing.....	3274		4.1	-0.1	-0.2	0.0	-0.3	0.0
Lime manufacturing.....	32741		17.5	0.0	-0.1	0.4	0.0	0.2
Lime manufacturing.....	327410		17.5	0.0	-0.1	0.4	0.0	0.2
Primary products.....		327410-P	17.5	0.0	-0.1	0.5	0.0	0.2
Lime.....		327410-0	17.5	0.0	-0.1	0.5	0.0	0.2
Secondary products and miscellaneous receipts.....		327410-SM1						
Gypsum product manufacturing.....	32742		-1.3	-0.2	-0.2	-0.2	-0.5	0.0
Gypsum product manufacturing.....	327420		-1.3	-0.2	-0.2	-0.2	-0.5	0.0
Primary products.....		327420-P	-1.2	-0.2	-0.2	-0.2	-0.5	0.0
Gypsum building materials.....		327420-1	-1.4	-0.2	-0.3	-0.3	-0.6	0.0
Other gypsum products.....		327420-5	0.0	0.0	0.0	0.0	0.0	0.0
Secondary products and miscellaneous receipts.....		327420-SM						
Other nonmetallic mineral products.....	3279		3.4	-0.2	0.1	0.0	0.1	-0.1
Abrasive product manufacturing.....	32791		5.0	0.1	-0.4	0.1	0.7	-0.5
Abrasive product manufacturing.....	327910		5.0	0.2	-0.4	0.1	0.7	-0.5
Primary products.....		327910-P	4.8	0.0	-0.4	0.1	0.7	-0.5
Nonmetallic sized grains, powders, and flour abrasives (incl. graded only).....		327910-1	3.4	0.0	0.0	0.4	2.9	0.0
Nonmetallic abrasive products (including diamond abrasives).....		327910-4	6.8	0.7	0.3	0.1	0.2	0.0
Nonmetallic coated abrasive products and buffing wheels, polishing wheels, and laps.....		327910-7	4.8	0.0	0.0	0.0	0.0	0.0
Secondary products and miscellaneous receipts.....		327910-SM						
Miscellaneous receipts.....		327910-M	3.0	-0.4	0.0	0.0	0.0	0.0
All other nonmetallic mineral product mfg.....	32799		2.9	-0.2	0.2	0.0	-0.1	0.0
Cut stone and stone product manufacturing.....	327991		2.6	0.0	0.0	0.0	0.0	0.4
Primary products.....		327991-P	2.7	0.0	0.0	0.0	0.0	0.4

See footnotes at end of table.

Table 12. Producer price index percentage changes for the net output of selected industries and their products, not seasonally adjusted — Continued
 [October 2023]

Title ¹	Industry code	Product code	Unadjusted 12-month percent change ²	Unadjusted 1-month percent change ²				
				Oct. 2022 to Oct. 2023 ^P	May to June	June to July ^P	July to Aug. ^P	Aug. to Sept. ^P
Cut stone and stone product manufacturing - Continued								
Dressed dimension granite (including gneiss, syenite, diorite, and cut granite).....		327991-1	2.9	0.0	0.0	0.0	0.0	0.8
Dressed dimension marble and other stone.....		327991-7	2.9	0.0	0.0	0.0	0.0	0.0
Secondary products and miscellaneous receipts.....		327991-SM						
Secondary products.....		327991-S	—	0.0	0.0	0.0	0.0	0.0
Ground or treated mineral and earth manufacturing.....								
Primary products.....	327992	327992-P	4.3	-0.1	0.2	0.9	0.0	-0.1
Ground or treated minerals and earths.....		327992-0	4.3	-0.1	0.2	0.9	0.0	-0.1
Treated lightweight aggregate and crushed slag, minerals and earths.....		327992-04	4.8	0.0	0.0	0.0	0.0	0.0
Other minerals or earths, treated.....		327992-06	6.5	-0.1	0.0	2.2	0.0	-0.3
Secondary products and miscellaneous receipts.....		327992-SM						
Mineral wool manufacturing.....								
Primary products.....	327993	327993-P	1.6	-0.6	0.2	-0.5	-0.2	-0.2
Mineral wool for thermal and acoustical envelope insulation.....		327993-1	1.6	-0.6	0.2	-0.5	-0.2	-0.2
Mineral wool for industrial, equipment, and appliance insulation.....		327993-4	-0.6	-0.6	0.3	-0.9	-0.5	-0.3
Secondary products and miscellaneous receipts.....		327993-SM	5.0	-0.8	0.1	0.0	0.1	-0.2
Miscellaneous nonmetallic mineral products manufacturing.....								
Primary products.....	327999	327999-P	4.2	0.0	0.5	0.0	0.0	-0.1
All other nonmetallic mineral products.....		327999-0	4.4	0.0	0.5	0.0	0.0	0.0
Other nonmetallic mineral products.....		327999-09	4.4	0.0	0.2	0.0	0.0	0.0
Secondary products and miscellaneous receipts.....		327999-SM	5.0	0.0	0.2	0.0	0.0	0.0
Primary metal mfg.....								
Iron & steel mills & ferroalloy mfg.....	331		-5.9	-0.5	-3.2	-1.2	-2.1	-1.9
Iron & steel mills & ferroalloy mfg.....	3311		-10.2	0.4	-5.4	-1.9	-3.9	-3.0
Iron & steel mills & ferroalloy mfg.....	33111		-10.2	0.4	-5.4	-1.9	-3.9	-3.0
Iron and steel mills and ferroalloy mfg.....	331110		-10.1	0.4	-5.4	-1.9	-3.9	-3.0
Primary products.....		331110-P	-8.4	0.4	-5.4	-2.0	-4.2	-3.0
Steel ingots and semifinished products.....		331110-3	-4.1	-0.2	-1.7	-0.9	-1.1	-1.4
Ferroalloys and related products.....		331110-6	-26.7	—	—	—	—	—
Hot rolled steel bars, plates, and structural shapes.....		331110-7	-10.2	-0.6	-2.2	0.2	-2.5	-1.2
Hot rolled steel bars, plates, and structural shapes, carbon.....		331110-71	-11.0	-0.6	-2.3	0.2	-2.6	-1.2
Hot rolled steel bars, plates, and structural shapes, alloy.....		331110-76	—	-1.3	-2.2	—	—	—
Secondary products and miscellaneous receipts.....		331110-SM						
Steel product mfg from purchased steel.....	3312		-15.7	-3.3	-3.4	-2.7	-1.8	-2.2
Iron & steel pipe and tube mfg from purchased steel.....	33121		-18.7	-4.9	-2.8	-1.3	-1.8	-0.1
Iron and steel pipe and tube manufacturing from purchased steel.....	331210		-18.7	-4.9	-2.8	-1.3	-1.8	-0.1
Primary products.....		331210-P	-18.8	-4.9	-2.9	-1.3	-1.8	-0.2
Iron and steel pipes and tubes, from purchased iron and steel.....		331210-0	-18.8	-4.9	-2.9	-1.3	-1.8	-0.2
Pipe and tube, carbon.....		331210-02	-18.9	-5.8	-3.1	-0.9	-2.3	-0.4
Pipe and tube, alloy.....		331210-03	-27.0	-3.8	-3.4	-2.9	-0.2	2.1
Pipe and tube, stainless.....		331210-04	-7.9	-1.0	-1.3	-2.3	-0.5	-0.6
Secondary products and miscellaneous receipts.....		331210-SM1						
Rolling & drawing of purchased steel.....	33122		-12.2	-1.6	-3.9	-4.0	-1.9	-4.3
Rolling steel shape mfg.....	331221		-9.0	-1.8	-5.7	-6.6	-2.8	-6.2
Primary products.....		331221-P	-11.8	-2.0	-7.3	-7.4	-3.1	-6.8
Cold rolled steel sheet and strip, made from purchased steel.....		331221-1	-13.0	-2.1	-10.2	-10.3	-4.4	-9.6
Cold finished steel bars and bar shapes, made from purchased steel.....		331221-3	-9.3	-1.6	-1.1	-1.8	-0.7	-2.0
Secondary products and miscellaneous receipts.....		331221-SM						
Steel wire drawing.....	331222		-14.7	-1.3	-2.1	-1.4	-0.9	-2.6
Primary products.....		331222-P	-15.2	-1.3	-2.2	-1.5	-1.2	-2.5
Steel wire, including galvanized and other coated wire.....		331222-5	-10.1	-1.0	-2.4	-1.1	-1.7	-1.1
Carbon steel wire.....		331222-5A	-11.9	-0.6	-2.1	-1.3	-1.3	-1.1
Stainless steel wire.....		331222-5C	—	-1.4	0.0	—	—	—
Secondary products and miscellaneous receipts.....		331222-SM						
Miscellaneous receipts.....		331222-M	-11.0	-5.3	0.0	0.0	0.0	0.0
Alumina & aluminum production & processing.....	3313		-1.6	-1.3	-1.5	-0.5	-0.9	-0.4
Alumina & aluminum production & processing.....	33131		-1.6	-1.3	-1.5	-0.5	-0.9	-0.4
Secondary smelting and alloying of aluminum.....	331314		-8.1	-1.3	-2.0	-1.6	-1.7	-1.5
Primary products.....		331314-P	-8.6	-1.3	-2.0	-1.8	-1.6	-1.5
Aluminum ingot, including billet, made by secondary smelters.....		331314-2	-10.1	-1.4	-2.2	-1.9	-1.8	-1.6
Aluminum and aluminum-base alloys powders, paste, and flakes.....		331314-5	7.3	0.1	-0.1	-0.2	0.2	-0.3

See footnotes at end of table.

Table 12. Producer price index percentage changes for the net output of selected industries and their products, not seasonally adjusted — Continued
 [October 2023]

Title ¹	Industry code	Product code	Unadjusted 12-month percent change ²	Unadjusted 1-month percent change ²				
			Oct. 2022 to Oct. 2023 ^P	May to June	June to July ^P	July to Aug. ^P	Aug. to Sept. ^P	Sept. to Oct. ^P
Secondary smelting and alloying of aluminum - Continued								
Secondary products and miscellaneous receipts.....		331314-SM						
Aluminum sheet, plate, and foil mfg.....	331315		-3.5	-1.3	-1.5	0.8	-1.1	-0.5
Primary products.....		331315-P	-3.5	-1.3	-1.5	0.8	-1.1	-0.5
Aluminum sheet, plate, and foil.....		331315-0	-3.5	-1.3	-1.5	0.8	-1.1	-0.5
Secondary products and miscellaneous receipts.....		331315-SM2						
Other aluminum rolling, drawing, and extruding.....	331318		1.4	-0.8	-1.3	-1.3	-1.0	-0.4
Primary products.....		331318-P	1.6	-0.8	-1.2	-1.2	-0.9	-0.4
Other extruded aluminum shapes, including rod, bar, and wire.....		331318-0	1.4	-0.8	-1.2	-1.2	-0.9	-0.4
Secondary products and miscellaneous receipts.....		331318-SM						
Nonferrous (exc alum) production & processing.....	3314		5.1	-0.8	0.0	-0.7	0.3	-1.3
Nonferrous metal (except aluminum) smelting and refining.....	33141		10.6	0.5	1.8	-2.6	1.0	-1.6
Nonferrous metal (except aluminum) smelting and refining.....	331410		10.6	0.5	1.8	-2.6	1.0	-1.6
Primary products.....		331410-P	10.6	0.5	1.8	-2.6	1.0	-1.7
Secondary products and miscellaneous receipts.....		331410-SM1						
Copper rolling/drawing/extruding & alloying.....	33142		3.7	-0.9	0.0	-0.1	-0.3	-1.5
Copper rolling, drawing, extruding, and alloying.....	331420		3.7	-0.9	0.0	-0.1	-0.3	-1.5
Primary products.....		331420-P	4.4	-0.9	0.2	-0.2	-0.3	-1.5
Copper wire and cable.....		331420-A	1.8	0.3	0.2	-0.5	-0.6	-1.3
Copper and copper alloy mill shapes, except wire and cable.....		331420-B	—	-1.9	0.1	0.1	-0.1	-1.8
Secondary products and miscellaneous receipts.....		331420-SM						
Miscellaneous receipts.....		331420-M	—	-0.6	0.2	-0.2	-0.3	—
Other nonferrous roll/draw/extruding/alloying.....	33149		4.3	-1.3	-1.0	-0.5	0.7	-1.0
Nonferrous metal (except copper and aluminum) rolling, drawing, and extruding.....	331491		2.4	0.0	-1.4	-0.5	0.3	-0.6
Primary products.....		331491-P	2.6	-0.1	-1.4	-0.5	0.3	-0.6
All other nonferrous metal mill shapes.....		331491-D	6.6	0.3	-0.1	-1.4	-0.4	1.2
Nickel and nickel-base alloy mill shapes.....		331491-2	-5.5	-0.5	-5.0	-0.8	0.1	-2.5
Titanium and titanium-base alloy mill shapes.....		331491-3	6.3	0.0	0.0	0.6	0.7	0.0
Secondary products and miscellaneous receipts.....		331491-SM						
Secondary products.....		331491-S	8.2	0.0	0.0	1.4	0.0	0.0
Secondary smelting, refining, and alloying of nonferrous metal (except copper and aluminum).....	331492		4.3	-2.4	-0.7	-0.6	1.1	-1.2
Primary products.....		331492-P	4.7	-2.5	-0.7	-0.6	1.2	-1.3
All other miscellaneous secondary nonferrous metals, including secondary lead and zinc.....		331492-B	—	-4.7	-0.3	-0.8	4.1	-0.6
Secondary products and miscellaneous receipts.....		331492-SM						
Foundries.....	3315		3.4	0.0	-0.2	0.7	-0.1	-0.3
Ferrous metal foundries.....	33151		3.3	0.2	-0.3	1.2	0.0	-0.5
Iron foundries.....	331511		0.3	0.0	0.1	-0.6	-0.2	-0.4
Primary products.....		331511-P	0.5	0.0	0.1	-0.6	-0.3	0.0
Cast iron pressure and soil pipe and fittings, all sizes.....		331511-B	—	—	—	—	—	—
Standard and pearlitic malleable iron castings.....		331511-T	—	—	—	—	—	—
Ductile iron pressure pipe and fittings.....		331511-1	—	0.0	1.3	-3.0	-0.3	—
Other ductile iron castings.....		331511-3	0.5	0.3	-0.5	-0.2	-0.4	0.2
Other gray iron castings (including molds and stools for heavy steel ingots).....		331511-9	0.1	-0.3	0.7	-0.7	-0.3	-0.3
Secondary products and miscellaneous receipts.....		331511-SM						
Steel investment foundries.....	331512		1.4	0.4	-1.7	0.0	0.0	-1.0
Primary products.....		331512-P	1.4	0.4	-1.8	0.0	0.0	-1.0
Steel investment castings.....		331512-0	1.4	0.4	-1.8	0.0	0.0	-1.0
Secondary products and miscellaneous receipts.....		331512-SM						
Secondary products.....		331512-S	1.9	-0.2	0.0	0.0	0.0	0.0
Steel foundries, except investment.....	331513		14.8	0.6	0.1	8.0	0.3	0.0
Primary products.....		331513-P	15.1	0.6	0.0	8.2	0.3	0.0
Carbon steel castings, except investment.....		331513-1	9.4	1.5	0.0	1.2	1.4	0.2
Alloy steel castings, excluding investment.....		331513-4	16.3	0.3	0.0	10.6	0.0	0.0
High alloy steel castings, except investment.....		331513-41	19.5	0.0	0.0	11.8	0.0	0.0
Other alloy steel castings, except investment.....		331513-43	—	0.8	0.0	8.3	0.0	—
Secondary products and miscellaneous receipts.....		331513-SM						
Nonferrous metal foundries.....	33152		3.6	-0.4	0.0	0.0	-0.1	0.0
Nonferrous metal die-casting foundries.....	331523		-0.5	-0.3	-0.2	-0.3	-0.2	-0.5

See footnotes at end of table.

Table 12. Producer price index percentage changes for the net output of selected industries and their products, not seasonally adjusted — Continued
 [October 2023]

Title ¹	Industry code	Product code	Unadjusted 12-month percent change ²	Unadjusted 1-month percent change ²				
			Oct. 2022 to Oct. 2023 ^P	May to June	June to July ^P	July to Aug. ^P	Aug. to Sept. ^P	Sept. to Oct. ^P
Nonferrous metal die-casting foundries - Continued								
Primary products.....		331523-P	-0.5	-0.3	-0.2	-0.3	-0.2	-0.6
Aluminum die-castings.....		331523-1	0.1	-0.1	-0.2	-0.3	-0.3	-0.6
Nonferrous (except aluminum) die-castings.....		331523-3	-1.7	-1.1	-0.2	-0.3	0.0	-0.2
Secondary products and miscellaneous receipts.....		331523-SM						
Secondary products.....		331523-S	1.0	1.7	-0.1	0.1	0.0	0.0
Aluminum foundries, except die-casting.....	331524		5.9	0.1	0.7	0.4	0.0	0.2
Primary products.....		331524-P	5.2	0.1	0.0	0.4	0.0	0.2
Aluminum castings, excluding die-castings.....		331524-0	5.2	0.1	0.0	0.4	0.0	0.2
Secondary products and miscellaneous receipts.....		331524-SM						
Secondary products.....		331524-S1	9.3	0.0	4.1	0.0	0.0	0.0
Other nonferrous metal foundries, except die-casting.....	331529		12.2	-1.1	-0.3	0.2	0.0	1.1
Primary products.....		331529-P	12.6	-1.1	-0.3	0.2	0.0	1.2
Copper foundries (excluding die-casting).....		331529-5	1.4	-2.1	-0.6	0.3	0.0	-1.1
Secondary products and miscellaneous receipts.....		331529-SM						
Fabricated metal product mfg.....	332		2.0	0.1	0.1	-0.1	-0.2	0.3
Forging & stamping.....	3321		-3.6	-0.6	-0.5	-0.9	-0.5	0.0
Forging & stamping.....	33211		-3.6	-0.6	-0.5	-0.9	-0.5	0.0
Iron and steel forging.....	332111		0.4	-0.5	-1.5	-0.5	-0.2	0.0
Primary products.....		332111-P	-0.1	-0.5	-1.7	-0.5	-0.2	0.0
Hot impression die impact, press and upset steel forgings.....		332111-1	-0.1	-0.5	-2.4	-0.3	0.0	0.2
Hot impression die impact, press and upset carbon steel forgings.....		332111-11	-0.8	-	-	0.0	0.2	0.0
Hot impression die impact, press and upset alloy steel forgings.....		332111-12	-1.1	-1.3	-0.9	-0.5	-0.2	0.4
Secondary products and miscellaneous receipts.....		332111-SM						
Nonferrous forging.....	332112		4.4	0.0	0.3	0.0	0.0	1.3
Primary products.....		332112-P	4.6	0.0	0.3	0.0	0.0	1.4
Hot impression die impact, press and upset nonferrous forgings.....		332112-4	5.1	0.0	0.4	0.0	0.0	1.5
Hot impression die impact, press, and upset aluminum and aluminum alloy forgings.....		332112-41	1.1	0.0	-0.1	0.0	0.0	2.5
Hot impression die impact, press, and upset titanium and titanium alloy forgings.....		332112-42	13.9	0.0	1.3	0.0	0.0	0.0
Other nonferrous hot impression die impact, press, and upset forgings.....		332112-43	6.2	0.0	0.6	-0.6	0.0	0.0
Secondary products and miscellaneous receipts.....		332112-SM						
Custom roll forming.....	332114		-16.1	-2.4	-2.0	-2.1	-1.9	-0.1
Primary products.....		332114-P	-18.0	-2.8	-2.2	-2.2	-2.2	-0.1
Custom roll formed products (steel, aluminum and other metal).....		332114-0	-18.0	-2.8	-2.2	-2.2	-2.2	-0.1
Secondary products and miscellaneous receipts.....		332114-SM						
Powder metallurgy part mfg.....	332117		1.7	-1.9	1.1	-0.1	0.2	0.0
Primary products.....		332117-P	1.7	-1.9	1.1	-0.1	0.2	0.0
Powder metallurgy parts.....		332117-0	1.7	-1.9	1.1	-0.1	0.2	0.0
Other metal stamping, except automotive.....	332119		1.5	0.7	0.7	-0.7	0.0	-0.2
Primary products.....		332119-P	0.5	1.2	0.6	-0.7	0.0	-0.2
Metal job stampings, except automotive.....		332119-3	-0.9	1.8	0.5	-1.0	0.0	0.0
Motor and generator metal job stamping.....		332119-32	-0.5	0.0	3.2	-0.9	0.0	-3.4
Other metal job stampings.....		332119-33	1.3	0.4	0.6	-1.3	0.0	0.1
Secondary products and miscellaneous receipts.....		332119-SM						
Cutlery & handtool mfg.....	3322		4.2	0.2	-0.1	0.0	0.0	0.8
Cutlery & handtool mfg.....	33221		4.2	0.2	-0.1	0.0	0.0	0.8
Metal cookware, cutlery, and flatware mfg.....	332215		1.2	0.0	-0.4	0.0	0.0	0.1
Primary products.....		332215-P	1.2	0.0	-0.4	0.0	0.0	0.1
Cutlery, scissors, shears, trimmers, and snips.....		332215-2	2.9	0.0	-2.0	0.0	0.0	0.0
Secondary products and miscellaneous receipts.....		332215-SM						
Miscellaneous receipts.....		332215-M	2.9	0.0	-0.7	0.0	0.0	0.0
Secondary products.....		332215-S	1.9	0.0	0.0	0.0	0.0	1.9
Saw blade, handsaw, and hand and edge tool mfg.....	332216		5.6	0.2	0.1	-0.1	0.0	1.1
Primary products.....		332216-P	5.9	0.2	0.1	-0.1	0.0	1.2
Edge tools, hand-operated.....		332216-4	6.6	0.0	0.0	0.0	0.0	0.0
All other miscellaneous hand tools, except handsaws.....		332216-7	0.5	0.0	0.0	0.0	0.0	0.0
Secondary products and miscellaneous receipts.....		332216-SM						
Miscellaneous receipts.....		332216-M	1.6	0.1	0.0	0.0	0.0	0.0
Secondary products.....		332216-S	2.2	0.0	0.0	0.0	-0.3	0.0

See footnotes at end of table.

Table 12. Producer price index percentage changes for the net output of selected industries and their products, not seasonally adjusted — Continued
 [October 2023]

Title ¹	Industry code	Product code	Unadjusted 12-month percent change ²	Unadjusted 1-month percent change ²				
				Oct. 2022 to Oct. 2023 ^P	May to June	June to July ^P	July to Aug. ^P	Aug. to Sept. ^P
Architectural & structural metals mfg.	3323		0.5	0.3	0.1	0.1	-0.2	0.0
Plate work & fabricated structural prod mfg.	33231		1.0	0.3	0.2	0.1	-0.5	0.0
Prefabricated metal buildings and components mfg.	332311		4.6	1.0	1.1	-0.1	-0.6	-0.3
Primary products.		332311-P	5.1	1.0	1.0	0.0	-0.6	-0.3
Prefabricated metal bldg & component systems (excl. farm service bldgs, resid. bldgs, & parts).		332311-1	8.1	0.0	1.2	-0.4	-0.6	0.0
Other prefabricated and portable metal buildings and parts.		332311-3	-2.4	4.0	0.4	1.1	-0.8	-1.3
Secondary products and miscellaneous receipts.		332311-SM						
Fabricated structural metal mfg.	332312		0.7	0.3	0.0	0.1	-0.5	0.1
Primary products.		332312-P	-1.0	0.3	0.0	0.2	-0.8	0.1
Fabricated structural metal bar joists and concrete reinforcing bars.		332312-1	0.2	0.2	0.6	-0.3	-2.6	-0.2
Fabricated structural iron and steel for industrial buildings metal bar joists, short span.		332312-11	-2.2	-0.3	-0.4	0.0	0.2	-0.3
Fabricated structural iron & steel for commercial, residential, institutional, & public bldgs.		332312-12	0.7	0.4	0.9	-0.4	-3.3	-0.2
Other fabricated structural metal.		332312-5	-2.5	0.2	-0.1	0.3	0.7	0.4
Fabricated structural metal for bridges.		332312-6	-2.6	1.8	-5.5	3.5	2.3	0.4
Secondary products and miscellaneous receipts.		332312-SM						
Plate work mfg.	332313		-1.6	0.0	0.0	0.0	0.0	0.0
Primary products.		332313-P	-1.6	0.0	0.0	0.0	0.0	0.0
Fabricated plate work (stacks and weldments).		332313-0	-1.6	0.0	0.0	0.0	0.0	0.0
Secondary products and miscellaneous receipts.		332313-SM1						
Ornamental & architectural metal prod mfg.	33232		-0.1	0.2	0.0	0.2	0.0	-0.1
Metal window and door mfg.	332321		2.0	-0.1	-0.1	0.3	0.4	0.0
Primary products.		332321-P	2.0	-0.1	-0.1	0.3	0.4	0.0
Metal molding and trim and store fronts.		332321-B	-0.1	-0.1	0.0	0.0	0.0	0.0
Metal windows (except storm sash).		332321-D	-0.3	-0.4	-0.2	0.0	0.0	0.0
Metal doors (except storm doors).		332321-1	2.4	-0.1	0.0	0.4	0.6	0.0
Metal window and door screens (except combination screens) and metal weather strip.		332321-9	-0.1	-0.1	0.0	0.0	0.0	0.0
Secondary products and miscellaneous receipts.		332321-SM						
Secondary products.		332321-S	2.7	0.0	0.0	0.1	0.0	0.0
Sheet metal work mfg.	332322		-0.2	0.5	0.0	0.2	-0.2	-0.1
Primary products.		332322-P	-0.4	0.6	0.1	0.2	-0.2	0.0
Sheet metal electronic enclosures.		332322-C	5.9	1.1	0.5	0.6	0.1	-0.1
Steel sheet metal computer & peripheral equipment enclosures.		332322-C1	11.0	0.3	0.7	1.5	0.2	-0.1
Aluminum sheet metal computer & peripheral equipment enclosures.		332322-C2	6.7	6.5	0.3	0.0	0.0	0.0
Other sheet metal electronic enclosures (excluding computers).		332322-C3	0.8	0.2	0.4	0.0	0.1	-0.2
Other sheet metal work.		332322-G	-1.0	-0.6	-0.1	0.4	0.0	0.0
Aluminum and other sheet metal work.		332322-G3	-3.3	-2.8	-0.2	0.7	0.1	0.0
Sheet metal air-conditioning ducts and stove pipe.		332322-1	0.2	-0.3	0.0	-0.5	0.0	0.0
Sheet metal roofing and roof drainage equipment.		332322-7	-1.3	3.3	-0.4	-0.1	-1.2	0.6
Secondary products and miscellaneous receipts.		332322-SM						
Secondary products.		332322-S	0.4	0.0	0.3	0.3	0.0	0.0
Ornamental and architectural metal work mfg.	332323		-2.8	-0.1	-0.1	-0.1	0.0	0.0
Primary products.		332323-P	-2.9	-0.1	-0.1	-0.1	0.0	0.0
Open metal flooring, grating, and studs.		332323-6	-	-	-	-	-	-
Ornamental and architectural metal work.		332323-8	-2.2	-0.1	-0.3	-0.1	0.1	0.0
Iron, steel, and aluminum stairs, staircases, and fire escapes.		332323-81	-2.0	-0.2	-0.2	-0.1	0.0	0.0
Steel and aluminum fences, gates (not wire), and railings and window guards.		332323-82	-2.6	-0.1	-0.5	0.0	0.3	0.0
Other architectural and ornamental work.		332323-9	-7.0	0.0	0.0	0.0	0.0	0.0
Other aluminum and metal architectural and ornamental work.		332323-91	0.1	0.0	0.0	0.0	0.0	0.0
Metal stalls and corrals.		332323-94	-	0.0	0.0	0.0	-	-
Secondary products and miscellaneous receipts.		332323-SM						
Secondary products.		332323-S	-4.9	-1.2	-1.2	-0.3	0.3	0.0
Boiler, tank & shipping container mfg.	3324		-1.4	0.0	0.2	-0.5	0.0	-0.5
Power boiler & heat exchanger mfg.	33241		3.8	0.0	1.3	1.4	0.0	0.0
Power boiler and heat exchanger mfg.	332410		3.8	0.0	1.3	1.4	0.0	0.0
Primary products.		332410-P	3.8	0.0	1.3	1.4	0.0	0.0
Fabricated heat exchangers and steam condensers (excluding nuclear applications).		332410-1	0.7	0.0	0.0	0.3	0.0	0.0
Secondary products and miscellaneous receipts.		332410-SM						
Secondary products.		332410-S	-	0.0	3.2	-	-	-

See footnotes at end of table.

Table 12. Producer price index percentage changes for the net output of selected industries and their products, not seasonally adjusted — Continued
 [October 2023]

Title ¹	Industry code	Product code	Unadjusted 12-month percent change ²	Unadjusted 1-month percent change ²				
			Oct. 2022 to Oct. 2023 ^P	May to June	June to July ^P	July to Aug. ^P	Aug. to Sept. ^P	Sept. to Oct. ^P
Metal tank (heavy gauge) mfg.	33242		0.7	0.0	-0.1	0.2	-0.2	-0.3
Metal tanks, heavy gauge, mfg.	332420		0.7	0.0	-0.1	0.2	-0.2	-0.3
Primary products.		332420-P	1.3	0.1	-0.2	0.0	0.0	-0.3
Metal tanks, heavy gauge.		332420-0	1.3	0.1	-0.2	0.0	0.0	-0.3
Secondary products and miscellaneous receipts.		332420-SM						
Secondary products.		332420-S	-4.0	-0.7	1.0	1.8	-1.6	-0.6
Light gauge metal container mfg.	33243		-4.5	-0.1	0.0	-1.7	0.0	-0.9
Metal can mfg.	332431		-4.4	-0.1	-0.1	-2.1	0.0	-1.0
Primary products.		332431-P	-4.5	-0.1	-0.1	-2.1	0.0	-1.0
Steel cans and tinware products.		332431-1	1.1	-0.1	0.0	0.0	0.0	0.0
Aluminum cans (including lids, ends, and parts shipped separately).		332431-3	-8.1	0.0	-0.2	-3.5	0.0	-1.8
Secondary products and miscellaneous receipts.		332431-SM						
Other metal container mfg.	332439		-4.3	-0.2	0.6	0.0	0.0	-0.3
Primary products.		332439-P	-	-0.2	0.7	0.6	0.0	-0.4
Steel shipping barrels & drums, exc. beer barrels (more than 12-gallon capacity). ..		332439-3	-8.2	-0.6	2.2	2.0	0.0	-1.3
All other metal containers.		332439-6	-3.2	0.0	0.0	-1.0	0.0	0.0
Secondary products and miscellaneous receipts.		332439-SM						
Secondary products.		332439-S	-9.6	0.0	0.0	-4.5	0.0	0.0
Hardware mfg.	3325		1.3	0.0	0.1	0.0	0.0	0.0
Hardware mfg.	33251		1.3	0.0	0.1	0.0	0.0	0.0
Hardware mfg.	332510		1.3	0.0	0.1	0.0	0.0	0.0
Primary products.		332510-P	1.3	0.0	0.1	0.0	0.0	0.0
All other miscellaneous hardware.		332510-A	-1.5	-0.2	0.1	0.0	0.0	0.0
Furniture hardware (excluding cabinet hardware).		332510-2	-3.6	-0.4	0.0	-0.2	0.0	0.0
Builders' hardware, including fabricated metal safe and vault locks, & cabinet hardware.		332510-4	0.5	0.0	0.0	0.0	0.0	0.0
Motor vehicle hardware (lock units, door & window handles, window regulators, hinges, etc.).		332510-6	-	0.0	0.0	0.0	-	-
Other transportation equipment hardware, incl. marine & aircraft (excl. motor vehicle hardware).		332510-7	-	-	-	0.0	-	-
Secondary products and miscellaneous receipts.		332510-SM						
Miscellaneous receipts.		332510-M	1.3	0.5	-0.2	0.0	0.0	0.0
Secondary products.		332510-S	2.2	0.0	0.0	0.0	0.0	0.0
Spring & wire product mfg.	3326		5.2	0.5	-0.2	0.0	0.1	-0.6
Spring & wire product mfg.	33261		5.2	0.5	-0.2	0.0	0.1	-0.6
Spring mfg.	332613		19.5	0.7	0.3	0.0	-0.1	-0.8
Primary products.		332613-P	20.9	0.8	0.4	0.0	-0.1	-0.8
Cold formed steel springs, except wire.		332613-3	72.8	0.1	0.0	0.0	-0.1	0.0
Precision mechanical wire springs.		332613-5	8.2	-0.3	1.2	-0.1	0.0	0.1
Precision mechanical extension- and torsion-type wire springs.		332613-51	-1.8	-0.7	1.5	-0.4	0.2	0.1
Precision mechanical compression-type wire springs.		332613-52	14.9	0.0	1.0	0.0	0.0	0.0
Secondary products and miscellaneous receipts.		332613-SM						
Secondary products.		332613-S	6.1	0.0	0.1	0.0	0.0	0.0
Other fabricated wire product mfg.	332618		-6.1	0.2	-0.8	0.0	0.3	-0.4
Primary products.		332618-P	-2.1	0.0	-1.1	0.1	0.4	-0.1
Other ferrous wire products, excluding springs, made from purchased wire.		332618-B	-1.0	-0.9	0.0	0.0	0.0	-0.3
Other fabricated wire products, made from purchased wire.		332618-2	-4.0	0.0	-2.1	0.0	0.0	0.0
Ferrous wire cloth and other ferrous woven wire products, made from purchased wire.		332618-3	0.1	-0.7	0.0	0.0	0.0	0.0
Steel fencing and fence gates, made from purchased wire.		332618-7	-6.2	1.6	0.1	0.9	-1.3	-0.5
Steel nails, staples, tacks, spikes, and brads, made from purchased wire.		332618-9	-	0.0	-	-	-	-
Secondary products and miscellaneous receipts.		332618-SM						
Secondary products.		332618-S	4.0	0.0	-0.1	0.4	0.1	-0.1
Mach shops, turn prod, screw, nut, bolt mfg.	3327		2.7	0.3	0.0	-0.2	0.0	-0.2
Machine shops.	33271		1.7	0.0	0.2	0.0	0.0	0.1
Machine shops.	332710		1.7	0.0	0.2	0.0	0.0	0.1
Primary products.		332710-P	1.9	0.0	0.2	0.0	0.0	0.1
Machine shop job work and job order repairs.		332710-0	1.9	0.0	0.2	0.0	0.0	0.1
Secondary products and miscellaneous receipts.		332710-SM						
Turned product & screw, nut & bolt mfg.	33272		3.6	0.6	-0.2	-0.4	0.0	-0.5
Precision turned product mfg.	332721		2.4	0.6	-0.3	-0.9	0.0	-0.9

See footnotes at end of table.

Table 12. Producer price index percentage changes for the net output of selected industries and their products, not seasonally adjusted — Continued
 [October 2023]

Title ¹	Industry code	Product code	Unadjusted 12-month percent change ²	Unadjusted 1-month percent change ²				
			Oct. 2022 to Oct. 2023 ^P	May to June	June to July ^P	July to Aug. ^P	Aug. to Sept. ^P	Sept. to Oct. ^P
Precision turned product mfg - Continued								
Primary products.....		332721-P	2.7	0.7	-0.4	-1.0	0.0	-0.9
Precision turned products, automotive.....		332721-1	5.5	1.6	0.3	0.1	0.0	-1.6
Precision turned products, except automotive.....		332721-3	1.9	0.4	-0.6	-1.4	0.0	-0.7
Secondary products and miscellaneous receipts.....		332721-SM						
Bolt, nut, screw, rivet, and washer mfg.....	332722		5.4	0.5	0.1	0.3	0.0	0.1
Primary products.....		332722-P	5.6	0.5	0.1	0.3	0.0	0.1
Nonthreaded metal fasteners (except aircraft types).....		332722-B	1.5	0.2	0.0	-0.3	0.0	1.6
Aircraft fasteners, except plastics (including aerospace).....		332722-1	5.9	0.0	0.0	1.8	0.0	0.0
Externally threaded metal fasteners (except aircraft types).....		332722-3	7.2	0.8	0.0	-0.4	0.1	-0.1
Hex bolts, including heavy, tap-and-joint (excluding high-strength structural & aircraft types).....		332722-3122	3.2	0.6	0.5	0.4	0.0	-0.2
Other metal bolts, including square, round, plow, high-strength structural, & bent bolts.....		332722-3133	13.2	0.0	-0.2	0.0	0.0	0.0
Cap, set, machine, lag, flange, and self-locking screws (except aircraft types) ...		332722-3144	6.2	-0.1	0.2	-0.9	0.0	-0.4
Other externally threaded metal fasteners, including studs (except aircraft types).....		332722-3199	—	—	—	—	—	—
Internally threaded fasteners (except aircraft types).....		332722-5	4.1	1.2	-0.2	-0.1	0.0	0.0
Secondary products and miscellaneous receipts.....		332722-SM						
Miscellaneous receipts.....		332722-M	6.1	0.0	1.1	0.0	0.0	-0.7
Coating/engrave/heat treating & other activity.....	3328		6.9	-0.2	1.2	0.2	-0.4	1.3
Coating/engrave/heat treating & other activity.....	33281		6.9	-0.2	1.2	0.2	-0.4	1.3
Metal heat treating.....	332811		20.6	0.0	3.4	0.0	0.0	4.7
Primary products.....		332811-P	13.0	0.0	2.6	0.0	0.0	2.7
Heat treating of metal for the trade (pickling, annealing, etc.).....		332811-0	13.0	0.0	2.6	0.0	0.0	2.7
Secondary products and miscellaneous receipts.....		332811-SM						
Metal coating and nonprecious engraving.....	332812		1.2	-1.0	1.1	0.4	-0.8	0.0
Primary products.....		332812-P	1.3	-1.1	1.2	0.4	-0.8	0.0
Metal coating, engraving, and allied services.....		332812-0	1.3	-1.1	1.2	0.4	-0.8	0.0
Secondary products and miscellaneous receipts.....		332812-SM						
Electroplating, anodizing and coloring metal.....	332813		7.0	0.9	-0.4	0.0	0.0	0.6
Primary products.....		332813-P	6.9	1.0	-0.4	0.0	0.0	0.0
Electroplating, plating, polishing, anodizing and coloring metal.....		332813-0	6.9	1.0	-0.4	0.0	0.0	0.0
Secondary products and miscellaneous receipts.....		332813-SM						
Other fabricated metal product mfg.....	3329		5.7	-0.1	0.1	-0.1	-0.4	1.8
Metal valve mfg.....	33291		9.9	0.0	0.2	-0.2	0.0	1.9
Industrial valve mfg.....	332911		6.2	0.2	0.0	0.6	0.0	1.3
Primary products.....		332911-P	6.0	0.2	0.0	0.6	0.0	1.4
Automatic regulating and control valves and parts (except nuclear), power operated.....		332911-F	5.3	0.1	0.0	0.0	0.0	5.0
Industrial valves for water works and municipal equipment (IBBM, AWWA, and UL).....		332911-N	4.3	0.0	0.0	0.0	0.0	1.0
Industrial ball valves (all metals, pressures, and types), incl. manual & power operated.....		332911-Q	—	—	—	—	0.0	—
Industrial butterfly valves (all metals, pressures, and types), incl. manual & power operated.....		332911-R	7.3	1.0	0.0	0.0	0.0	0.0
All other miscellaneous industrial valves.....		332911-X	6.7	0.0	0.0	0.8	0.0	2.5
Gates, globes, angles and other industrial valves.....		332911-1	3.9	0.0	0.0	0.0	0.0	0.0
Secondary products and miscellaneous receipts.....		332911-SM						
Miscellaneous receipts.....		332911-M	9.8	0.6	0.0	0.0	0.0	0.0
Secondary products.....		332911-S	7.2	0.0	0.0	0.2	0.0	0.1
Fluid power valve and hose fitting mfg.....	332912		22.4	-0.3	0.6	-0.6	0.1	4.1
Primary products.....		332912-P	22.9	0.2	0.8	-0.5	0.1	4.3
Nonaerospace type hydraulic and pneumatic assemblies of hose.....		332912-N	5.3	0.1	0.0	1.1	0.2	-0.4
Nonaerospace type flared (metal) fittings, couplings and assemblies.....		332912-T	2.1	0.0	0.0	1.2	0.0	0.0
Nonaerospace type flareless fittings and couplings (incl. nonmetal fittings).....		332912-U	1.6	0.0	0.0	0.0	0.0	0.0
Aerospace type hydraulic fluid power valves.....		332912-1	2.1	0.8	0.0	0.0	0.6	0.8
Nonaerospace type hydraulic directional control valves.....		332912-5	5.4	0.0	0.0	2.0	0.0	0.0
Nonaerospace type hydraulic valves, except directional control.....		332912-7	3.5	0.0	-0.8	0.0	0.0	0.0
Nonaerospace type pneumatic directional control valves.....		332912-9	4.9	1.1	0.1	0.0	0.0	0.0
Secondary products and miscellaneous receipts.....		332912-SM						
Plumbing fixture fitting and trim mfg.....	332913		1.7	0.0	0.0	0.0	0.0	0.0
Primary products.....		332913-P	1.7	0.0	0.0	0.0	0.0	0.0

See footnotes at end of table.

Table 12. Producer price index percentage changes for the net output of selected industries and their products, not seasonally adjusted — Continued
 [October 2023]

Title ¹	Industry code	Product code	Unadjusted 12-month percent change ²	Unadjusted 1-month percent change ²				
			Oct. 2022 to Oct. 2023 ^P	May to June	June to July ^P	July to Aug. ^P	Aug. to Sept. ^P	Sept. to Oct. ^P
Plumbing fixture fitting and trim mfg - Continued								
Miscellaneous metal and nonmetal plumbing fixtures, fittings, and trim.....		332913-6	0.3	0.0	0.0	0.0	0.0	0.0
Metal and nonmetal lavatory and sink fittings, excluding single control.....		332913-7	3.7	0.0	0.0	0.0	0.0	0.0
Secondary products and miscellaneous receipts.....		332913-SM						
Other metal valve and pipe fitting mfg.....	332919		0.5	0.0	-0.2	-1.3	0.2	0.0
Primary products.....		332919-P	0.6	0.0	-0.1	-1.4	0.2	0.0
Plumbing and heating valves and specialties, except plumbers' brass goods.....		332919-1	—	0.0	-0.9	—	—	—
Metal fittings, flanges, and unions for pipe fittings.....		332919-4	0.2	0.0	0.0	-1.6	0.2	0.0
Secondary products and miscellaneous receipts.....		332919-SM						
Secondary products.....		332919-S	0.1	0.0	-0.8	0.0	0.0	0.0
All other fabricated metal product mfg.....	332999		2.2	-0.2	0.1	-0.1	-0.7	1.7
Ball and roller bearing mfg.....	332991		3.0	0.0	0.0	0.0	0.1	0.0
Primary products.....		332991-P	2.6	0.1	0.0	-0.1	0.1	0.0
Ball bearings, complete, unmounted.....		332991-1	2.1	0.0	0.0	-0.1	0.0	0.0
Tapered roller bearings (including cups & cones), unmounted.....		332991-3	4.0	0.0	0.0	0.0	0.1	0.0
Other roller bearings, unmounted.....		332991-5	2.4	0.0	0.0	0.0	0.0	0.0
Mounted bearings (excluding plain).....		332991-7	3.7	0.2	0.0	0.0	1.7	0.0
Parts and components for ball and roller bearings (including balls and rollers) sold separately.....		332991-9	-2.4	0.5	0.0	-1.4	0.4	0.0
Secondary products and miscellaneous receipts.....		332991-SM						
Secondary products.....		332991-S	3.4	0.0	0.0	0.0	0.0	0.5
Small arms ammunition mfg.....	332992		0.1	0.1	0.0	-0.8	0.0	0.0
Primary products.....		332992-P	0.3	0.1	0.0	-0.9	0.0	0.0
Other ammunition products.....		332992-08	—	0.0	0.0	0.0	0.0	0.0
Secondary products and miscellaneous receipts.....		332992-SM						
Ammunition, except small arms, manufacturing.....	332993		1.1	0.0	0.2	-0.2	-0.9	0.0
Primary products.....		332993-P	-1.6	0.0	0.2	0.0	-2.9	0.0
Ammunition (excluding small arms), more than 30 mm (1.18 in.).....		332993-0	-1.6	0.0	0.2	0.0	-2.9	0.0
Secondary products and miscellaneous receipts.....		332993-SM1						
Fabricated pipe and pipe fitting mfg.....	332996		5.1	-1.3	0.4	-0.2	0.2	1.5
Primary products.....		332996-P	5.3	-1.5	0.0	-0.3	0.2	1.8
Fabricated pipe and pipe fittings made from purchased pipe.....		332996-0	5.3	-1.5	0.0	-0.3	0.2	1.8
Secondary products and miscellaneous receipts.....		332996-SM						
Miscellaneous fabricated metal product mfg.....	332999		1.9	0.1	-0.2	0.2	-1.7	3.7
Primary products.....		332999-P	-1.4	0.0	-0.3	0.2	-1.3	-0.2
All other miscellaneous fabricated metal products.....		332999-N	-1.7	-0.3	-0.3	0.2	-1.4	-0.2
Secondary products and miscellaneous receipts.....		332999-SM						
Secondary products.....		332999-S	6.8	3.3	0.0	0.0	0.0	0.3
Small arms, ordnance, and ordnance accessories mfg.....	33299T		0.9	0.0	0.5	0.0	0.0	0.0
Primary products.....		33299T-P	0.8	0.0	0.4	0.0	0.0	0.0
Single barrel shotguns, other small firearms n.e.c., and parts & attachments for small arms.....		33299T-45	0.5	0.0	0.0	0.0	0.0	0.0
Secondary products and miscellaneous receipts.....		33299T-SM						
Machinery manufacturing.....	333		4.8	0.1	0.4	0.2	0.2	0.1
Agricultural, construction, and mining machinery mfg.....	3331		4.0	0.1	0.8	-0.1	0.2	0.1
Agricultural implement manufacturing.....	33311		1.6	0.1	0.2	0.1	0.4	0.3
Farm machinery and equipment mfg.....	333111		1.7	0.1	0.3	0.1	0.4	0.4
Primary products.....		333111-P	1.6	0.1	0.3	0.1	0.4	0.4
Haying machinery and attachments.....		333111-A	5.4	0.0	4.9	0.0	0.0	0.0
Parts for farm machinery, for sale separately.....		333111-C	3.0	-0.8	0.1	0.5	0.1	0.0
Farm plows, harrows, rollers, pulverizers, etc., and attachments.....		333111-E	2.1	2.1	0.0	0.0	0.0	0.0
All other farm machinery and equipment, excluding parts, including attachments.....		333111-G	-1.6	0.3	0.0	0.2	0.0	0.1
Commercial turf and grounds care equipment, including parts and attachments.....		333111-J	1.6	0.0	0.0	0.0	0.8	0.0
Farm dairy equipment, sprayers and dusters, farm blowers, and attachments.....		333111-4	0.9	0.0	0.0	0.0	0.1	0.0
Planting, seeding, and fertilizing machinery and attachments.....		333111-7	3.6	0.1	-0.3	-1.4	0.0	1.7
Harvesting machinery (except hay and straw) and attachments.....		333111-9	3.7	0.2	0.3	0.8	1.7	0.7
Secondary products and miscellaneous receipts.....		333111-SM						
Miscellaneous receipts.....		333111-M	4.0	0.0	0.5	0.0	0.2	0.1
Secondary products.....		333111-S	6.3	0.1	0.2	0.5	0.0	0.2
Lawn and garden equipment mfg.....	333112		1.6	0.0	0.0	0.2	0.2	0.0
Primary products.....		333112-P	1.8	0.0	0.0	0.1	0.1	0.0

See footnotes at end of table.

Table 12. Producer price index percentage changes for the net output of selected industries and their products, not seasonally adjusted — Continued
 [October 2023]

Title ¹	Industry code	Product code	Unadjusted 12-month percent change ²	Unadjusted 1-month percent change ²				
			Oct. 2022 to Oct. 2023 ^P	May to June	June to July ^P	July to Aug. ^P	Aug. to Sept. ^P	Sept. to Oct. ^P
Lawn and garden equipment mfg - Continued								
Consumer nonriding lawn, garden, and snow equipment.....		333112-1	3.6	0.0	-0.1	0.2	0.0	0.0
Consumer riding lawn, garden, and snow equipment.....		333112-3	0.6	0.0	0.0	0.0	0.2	0.0
Parts and attachments for consumer lawn, garden, and snow equipment.....		333112-7	-1.6	0.0	0.5	0.3	0.0	-0.3
Secondary products and miscellaneous receipts.....		333112-SM						
Secondary products.....		333112-S	1.5	0.0	0.0	0.8	2.5	0.0
Construction machinery manufacturing.....	33312		6.5	0.0	1.8	-0.3	0.0	0.0
Construction machinery mfg.....	333120		6.5	0.0	1.8	-0.3	0.0	0.0
Primary products.....		333120-P	6.3	0.0	1.8	-0.4	0.0	0.0
Power cranes, loaders, dozers, tractors, off-highway trucks, mixers, pavers, backhoes, etc.....		333120-1	7.8	0.0	2.4	-0.5	0.0	0.0
Power cranes, draglines, & shovels (excavators) (incl. surface mining equip.) (excluding parts).....		333120-11	8.5	-0.1	3.5	-0.2	0.0	0.0
Mixers, pavers, and related equipment (excluding parts).....		333120-12	10.3	0.0	0.7	0.0	0.0	0.0
Tractor shovel loaders (skid steer, wheel, crawler, and integral design backhoes).....		333120-14	5.4	0.0	1.2	-1.4	0.0	0.0
Construction wheel and crawler tractors, dozers, self-propelled log skidders, etc.....		333120-15	8.2	0.0	3.0	0.0	0.0	0.0
Graders, rollers and compactors, forklifts, scrapers, trenchers, etc. (excluding parts).....		333120-16	6.7	0.0	1.9	0.0	0.0	0.0
Construction machinery for mounting (excluding parts, winches, snow clearing attachments).....		333120-17	10.4	0.0	1.7	-2.2	0.0	0.0
Other construction machinery and equipment (excluding parts).....		333120-8	—	—	0.0	0.0	0.0	0.0
Parts for construction machinery and equipment, sold separately.....		333120-9	3.0	0.7	-0.1	0.1	0.0	0.0
Parts for cranes, draglines, and shovels (including surface mining equipment) (sold separately).....		333120-91	2.3	1.7	-0.1	0.2	0.0	0.0
Parts for off-highway wheel tractors and shovel loaders (sold separately).....		333120-92	1.9	0.0	0.0	0.0	0.0	0.0
Parts for other construction machinery (sold separately).....		333120-93	2.7	0.0	0.0	0.0	0.0	0.0
Secondary products and miscellaneous receipts.....		333120-SM						
Miscellaneous receipts.....		333120-M	5.2	0.1	0.0	0.0	0.0	0.0
Mining and oil and gas field machinery mfg.....	33313		3.8	0.0	0.1	0.2	0.3	0.1
Mining machinery and equipment mfg.....	333131		7.9	0.1	0.3	0.6	0.3	0.2
Primary products.....		333131-P	7.7	0.0	0.3	0.6	0.3	0.2
Mining machinery and equipment (except parts sold separately).....		333131-2	8.8	0.0	0.4	0.8	0.4	0.2
Underground mining machinery (except parts sold separately).....		333131-21	—	0.0	0.0	0.0	0.0	—
Mineral processing & beneficiation machinery (except parts sold separately)....		333131-23	7.3	0.0	0.0	0.0	0.0	0.0
Crushing, pulverizing & screening machinery (except parts sold separately)....		333131-25	—	0.0	0.0	0.0	0.0	—
Drills and other mining machinery (except parts sold separately).....		333131-27	9.7	0.0	1.3	2.5	1.3	0.7
Parts and attachments for mining machinery and equipment (sold separately)....		333131-9	4.1	0.2	0.0	0.0	0.0	0.0
Secondary products and miscellaneous receipts.....		333131-SM						
Miscellaneous receipts.....		333131-M	11.8	0.0	2.6	0.0	0.0	0.0
Oil and gas field machinery and equipment mfg.....	333132		2.1	0.0	0.0	0.0	0.3	0.0
Primary products.....		333132-P	1.9	0.0	0.0	0.0	0.3	0.0
Oil and gas field production machinery and equipment (except pumps).....		333132-A	3.5	0.0	0.0	0.0	0.8	0.0
Oil and gas field production machinery and equipment (except pumps and parts sold separately).....		333132-A1	3.4	0.0	0.0	0.0	1.0	0.0
Parts and attachments for oil and gas field production machinery and equipment (except pumps).....		333132-A2	4.4	0.0	0.0	0.0	0.0	0.0
Rotary oil and gas field drilling machinery and equipment.....		333132-1	2.0	0.0	0.0	0.0	0.0	0.0
Secondary products and miscellaneous receipts.....		333132-SM						
Industrial machinery manufacturing.....	3332		3.9	-0.1	-0.3	0.0	0.1	-0.3
Other industrial machinery manufacturing.....	33324		3.9	-0.1	-0.3	0.0	0.1	-0.3
Food product machinery mfg.....	333241		6.6	0.2	0.1	0.0	0.0	0.5
Primary products.....		333241-P	7.2	0.2	0.1	0.0	0.0	0.7
Dairy and milk products plant machinery and equipment.....		333241-1	5.3	1.8	0.2	0.0	0.0	2.6
Commercial food products machinery (except packaging and cooking equipment).....		333241-3	9.7	0.0	0.1	0.0	0.0	0.0
Industrial food products machinery for processing foods, beverages, & animal & fowl feed.....		333241-5	4.8	0.0	0.1	0.0	0.0	1.1
Other industrial food and feed machinery.....		333241-51	2.5	0.0	0.4	0.0	0.0	2.3
Machinery for sorting, grading, and cleaning fruits, vegetables, eggs, and for processing meat.....		333241-52	6.7	0.0	0.0	0.0	0.0	0.0
Parts and attachments for industrial food and feed products machinery.....		333241-53	3.4	0.0	-0.2	0.2	0.0	2.7
Secondary products and miscellaneous receipts.....		333241-SM						
Miscellaneous receipts.....		333241-M	-5.1	0.0	0.1	0.2	0.3	-5.9
Secondary products.....		333241-S	9.5	1.6	0.8	0.0	0.0	1.3

See footnotes at end of table.

Table 12. Producer price index percentage changes for the net output of selected industries and their products, not seasonally adjusted — Continued
 [October 2023]

Title ¹	Industry code	Product code	Unadjusted 12-month percent change ²	Unadjusted 1-month percent change ²				
			Oct. 2022 to Oct. 2023 ^P	May to June	June to July ^P	July to Aug. ^P	Aug. to Sept. ^P	Sept. to Oct. ^P
Semiconductor machinery mfg.	333242		2.4	-1.2	0.0	0.0	0.0	0.0
Primary products.		333242-P	2.5	-1.3	0.0	0.0	0.0	0.0
Semiconductor machinery and parts.		333242-0	2.5	-1.3	0.0	0.0	0.0	0.0
Secondary products and miscellaneous receipts.		333242-SM						
Miscellaneous receipts.		333242-M	1.2	0.0	0.0	0.0	0.0	0.0
Sawmill, woodworking and paper machinery mfg.	333243		6.5	1.0	0.1	-0.2	0.0	0.0
Primary products.		333243-P	6.3	1.0	0.1	-0.2	0.0	0.0
Sawmill and woodworking machinery.		333243-A	7.2	0.1	0.2	-0.1	0.2	0.0
Sawmill and woodworking machinery, excluding parts & attachments.		333243-A3	8.2	0.1	0.1	-0.1	0.2	0.0
Parts, attachments & accessories for sawmill & woodworking machinery.		333243-A4	2.1	0.0	0.3	0.0	0.0	0.0
Paper industry machinery.		333243-B	5.3	1.7	0.0	-0.3	-0.1	0.0
Paper industry machinery, excluding parts & attachments.		333243-B1	4.3	2.4	0.0	0.0	0.0	0.0
Parts and attachments for paper industry machinery.		333243-B2	5.5	0.1	0.1	-0.9	-0.3	0.0
Secondary and miscellaneous receipts.		333243-SM						
Miscellaneous receipts.		333243-M	8.3	0.0	0.0	0.0	0.3	0.0
All other industrial machinery mfg.	333248		3.2	0.0	-0.5	0.0	0.2	-0.6
Primary products.		333248-P	3.3	0.0	-0.6	0.0	0.2	-0.6
Printing machinery and equipment mfg.		333248-4	2.9	-0.3	0.1	0.4	-0.4	2.2
All other miscellaneous printing trades machinery, including parts.		333248-4A	3.7	-0.4	0.1	0.6	-0.5	3.2
Other printing machinery and equipment, including pre-press preparation and typesetting.		333248-4A7	6.4	-0.8	0.3	1.3	-1.1	6.3
Parts, attachments, and accessories for printing trades machinery.		333248-4A8	1.0	0.0	0.0	0.0	0.0	0.2
Other industrial machinery.		333248-9	3.4	0.0	-0.6	0.0	0.3	-0.9
Plastics-working machinery and equipment and parts, excluding patterns and molds.		333248-91	2.2	0.0	-0.5	0.0	-0.1	0.0
Plastics-working machinery and equipment, excluding patterns, molds, and parts sold separately.		333248-919	2.4	0.0	-0.6	0.0	-0.1	0.0
Textile machinery (except parts, attachments, and accessories).		333248-95	-0.1	0.0	0.0	0.0	0.0	0.0
Parts and attachments for textile machinery.		333248-97	0.0	0.0	0.0	0.0	0.0	0.0
All other industrial machinery.		333248-98	4.0	0.0	-0.7	0.0	0.4	-1.1
Secondary products and miscellaneous receipts.		333248-SM						
Commercial and service industry machinery manufacturing.	3333		2.7	0.2	0.1	0.1	0.0	0.1
Commercial and service industry machinery manufacturing.	33331		2.7	0.2	0.1	0.1	0.0	0.1
Commercial and service industry machinery mfg.	333310		3.0	0.2	0.1	0.1	0.0	0.1
Primary products.		333310-P	3.0	0.2	0.1	0.1	0.0	0.1
Optical instruments and lenses (incl. parts).		333310-4	3.3	0.1	0.3	0.4	0.0	0.0
Sighting, tracking, and fire-control equipment, optical type.		333310-41	-	-	0.0	0.0	0.0	0.0
All other miscellaneous optical instruments and lenses (incl. binoculars and astronomical).		333310-43	3.1	0.2	0.4	0.5	0.0	0.0
Commercial cooking and food warming equipment (incl. parts).		333310-5	1.4	0.0	0.0	0.0	0.0	0.0
Other commercial and service industry machinery.		333310-9	-	0.1	0.0	0.0	0.0	0.2
Commercial laundry and drycleaning machinery (incl. parts).		333310-93	7.2	0.0	0.0	0.0	0.0	0.0
Commercial and industrial floor and carpet cleaning machines, ex. vacuum cleaners.		333310-95	7.7	0.5	0.7	0.0	-0.2	0.0
Electronic teaching machines, teaching aids, etc., (incl. kits).		333310-97	-	0.0	0.0	0.0	0.0	-
All other parts and attachments for service industry equipment.		333310-98	-	-	0.0	0.0	0.3	0.6
Other service industry equipment.		333310-99	3.6	0.1	0.0	0.0	0.1	0.3
Secondary products and miscellaneous receipts.		333310-SM						
Miscellaneous receipts.		333310-M	-	0.1	0.1	0.1	0.4	0.0
Secondary products.		333310-S	-	1.3	0.0	0.0	0.2	0.7
HVAC and commercial refrigeration equipment.	3334		4.2	-0.2	0.2	0.1	0.1	0.3
HVAC and commercial refrigeration equipment.	33341		4.2	-0.2	0.2	0.1	0.1	0.3
Fan, blower, air purification equipment mfg.	333413		2.7	0.1	0.1	-0.2	-0.1	0.0
Primary products.		333413-P	1.9	0.1	0.1	-0.1	-0.1	0.0
Air purification equipment.		333413-1	2.3	0.1	0.1	-0.2	-0.3	0.0
Dust collection and other air purification equipment for industrial gas cleaning systems.		333413-11	0.0	0.0	0.0	0.0	0.0	0.0
Dust collection and other air purification equipment for cleaning incoming air.		333413-13	3.5	0.2	0.2	-0.3	-0.4	0.0
Air filters for air-conditioners and furnaces, etc. of 2400 CFM or less, except parts.		333413-131	3.2	0.3	0.3	-0.4	-0.1	0.0
Other dust collection and air purification equipment, except parts.		333413-132	9.0	0.0	0.0	-0.3	0.0	0.0
Parts for dust collection and air purification equipment.		333413-133	-1.1	0.0	0.0	0.0	-1.5	0.0
Industrial and commercial fans and blowers.		333413-2	1.3	0.0	0.0	0.0	0.0	0.0
Centrifugal blower filter units, and classes I-IV centrifugal fans, except parts.		333413-22	3.2	0.0	0.0	0.0	0.0	0.0
Other centrifugal fans and blowers, except parts.		333413-23	0.7	0.0	0.0	0.0	0.0	0.0

See footnotes at end of table.

Table 12. Producer price index percentage changes for the net output of selected industries and their products, not seasonally adjusted — Continued
 [October 2023]

Title ¹	Industry code	Product code	Unadjusted 12-month percent change ²	Unadjusted 1-month percent change ²					
				Oct. 2022 to Oct. 2023 ^P	May to June	June to July ^P	July to Aug. ^P	Aug. to Sept. ^P	Sept. to Oct. ^P
Fan, blower, air purification equipment mfg - Continued									
Parts and accessories for fans and blowers.....		333413-29	-0.5	0.0	0.0	0.0	0.0	0.0	0.0
Secondary products and miscellaneous receipts.....		333413-SM							
Secondary products.....		333413-S	0.1	0.0	0.0	0.0	0.0	0.0	0.0
Heating equipment (except warm air furnaces) mfg.....	333414		7.9	0.1	0.3	0.0	0.0	0.0	0.0
Primary products.....		333414-P	8.6	0.1	0.3	0.0	0.0	0.0	0.0
Other heating equipment, except electric (incl. parts for nonelectric equipment & oil burners).....		333414-D	10.4	0.2	-0.1	0.0	0.0	0.0	0.0
Cast iron heating boilers, radiators, and convectors (except parts).....		333414-1	3.8	0.0	0.0	0.0	0.0	0.0	0.0
Domestic heating stoves (except electric and parts).....		333414-3	9.2	0.0	0.0	0.0	0.0	0.0	0.0
Floor and wall furnaces, unit heaters, infrared heaters, and mechanical stokers. . .		333414-7	6.9	0.0	1.4	0.0	0.0	0.0	0.0
Secondary products and miscellaneous receipts.....		333414-SM							
Secondary products.....		333414-S	4.1	0.0	0.0	0.0	0.0	0.0	0.0
Air-conditioning, refrigeration, and forced air heating equipment mfg.....	333415		3.9	-0.3	0.2	0.2	0.1	0.3	0.3
Primary products.....		333415-P	3.5	-0.3	0.2	0.2	0.1	0.3	0.3
Warm air furnaces, including duct furnaces and humidifiers, and electric comfort heating.....		333415-C	4.5	0.5	-0.3	0.2	-0.6	2.7	
Parts and accessories for air conditioning and heat transfer equipment.....		333415-D	-1.9	-0.2	-0.8	0.5	0.0	0.1	
Unitary air-conditioners, except air source heat pumps.....		333415-E	6.4	-0.9	1.0	0.8	0.3	-0.3	
Heat pumps.....		333415-H	-2.0	0.0	0.0	0.0	2.6	-3.7	
Heat transfer equipment (except elec dehumidifiers), mechanically refrigerated, self-contained.....		333415-2	5.1	-0.4	0.1	-0.5	-0.2	1.1	
Commercial refrigerators and related equipment.....		333415-3	3.4	-0.3	0.0	0.0	0.0	0.5	
Refrigeration condensing units, all refrigerants, except ammonia (complete).....		333415-5	2.6	0.0	0.0	0.0	0.0	0.3	
All other miscellaneous refrigeration and air-conditioning equipment.....		333415-9	2.7	0.0	0.0	0.0	0.0	0.5	
Secondary products and miscellaneous receipts.....		333415-SM							
Miscellaneous receipts.....		333415-M	-	0.0	0.0	0.0	0.0	0.0	0.0
Metalworking machinery manufacturing.....	3335		5.4	0.4	0.2	0.3	0.5	0.1	
Metalworking machinery manufacturing.....	33351		5.4	0.4	0.2	0.3	0.5	0.1	
Industrial mold mfg.....	333511		6.9	0.0	0.0	0.0	0.2	0.6	
Primary products.....		333511-P	7.9	0.0	0.0	0.0	0.2	0.6	
Industrial molds and mold boxes.....		333511-0	7.9	0.0	0.0	0.0	0.2	0.6	
Industrial injection-type molds made of metal for plastics.....		333511-05	1.8	0.0	0.0	0.0	0.0	1.9	
Other industrial molds and mold boxes.....		333511-06	11.1	0.0	0.0	0.1	0.2	0.0	
Secondary products and miscellaneous receipts.....		333511-SM							
Secondary products.....		333511-S	-	0.0	-	-	-	-	
Special tool, die, jig, and fixture mfg.....	333514		3.8	1.1	0.1	0.7	0.0	0.0	
Primary products.....		333514-P	3.9	1.2	0.2	0.8	0.0	0.0	
Special dies, tools, jigs, and fixtures.....		333514-0	3.9	1.2	0.2	0.8	0.0	0.0	
Jigs and fixtures, including parts.....		333514-0A	4.0	1.2	0.4	0.1	0.0	0.0	
Metalworking die and die sets.....		333514-0B	5.2	2.2	0.2	0.9	0.0	0.0	
Standard punches, industrial prototypes, die parts & other special tooling for dies.....		333514-0C	2.9	0.5	0.0	1.2	0.0	0.0	
Secondary products and miscellaneous receipts.....		333514-SM							
Miscellaneous receipts.....		333514-M	-	0.0	0.0	0.0	-	-	
Secondary products.....		333514-S	7.0	2.1	0.0	0.9	0.0	0.0	
Cutting tool and machine tool accessory mfg.....	333515		4.2	0.5	0.4	0.1	0.2	0.0	
Primary products.....		333515-P	4.4	0.5	0.5	0.0	0.2	0.0	
Cutting tools for machine tools and metalworking machinery.....		333515-4	4.1	0.3	0.6	0.0	0.1	0.0	
Other cutting tools for machine tools, excluding tips and blanks.....		333515-41	4.6	0.0	0.6	0.0	0.0	0.0	
End mills and milling cutters.....		333515-44	4.7	0.1	0.9	0.0	0.2	0.0	
Threading tools, including blanks, tips and inserts.....		333515-45	2.1	1.4	0.0	0.0	0.0	0.0	
Carbon and high-speed steel shank, solid, tipped carbide twist drills for machine tools.....		333515-48	5.6	2.1	0.2	0.0	1.2	0.0	
Taps, carbide indexable, and throwaway inserts for machine tools.....		333515-49	1.3	0.0	0.0	0.6	0.0	0.0	
Other attachments and accessories for machine tools and metalworking machinery.....		333515-5	6.1	2.0	0.0	0.0	0.5	0.0	
Secondary products and miscellaneous receipts.....		333515-SM							
Secondary products.....		333515-S	6.8	0.0	0.0	1.3	0.0	0.0	
Machine tool mfg.....	333517		5.0	0.2	0.4	0.0	1.7	0.0	
Primary products.....		333517-P	4.3	0.0	0.4	0.0	1.5	0.0	
Metal cutting machine tools.....		333517-2	2.9	0.0	0.4	0.0	0.0	0.0	
Parts for metal cutting machine tools (sold separately) & rebuilt machine tools...		333517-26	3.3	-0.1	1.0	0.0	0.0	0.0	
Metal machining centers (multifunction numerically controlled machines).....		333517-27	4.8	0.0	0.0	0.0	0.0	0.0	

See footnotes at end of table.

Table 12. Producer price index percentage changes for the net output of selected industries and their products, not seasonally adjusted — Continued
 [October 2023]

Title ¹	Industry code	Product code	Unadjusted 12-month percent change ²	Unadjusted 1-month percent change ²				
			Oct. 2022 to Oct. 2023 ^P	May to June	June to July ^P	July to Aug. ^P	Aug. to Sept. ^P	Sept. to Oct. ^P
Machine tool mfg - Continued								
Other metal cutting machine tools.....		333517-2B	2.2	0.0	0.6	0.0	0.0	0.0
Metal forming machine tools.....		333517-3	10.7	0.1	0.0	0.0	8.0	0.0
Metal punching and shearing (power & manual), and bending and forming machines (power only).....		333517-31	1.2	0.0	0.0	0.0	0.0	0.0
Parts for metal forming machine tools (sold separately) and rebuilt metal forming machine tools.....		333517-37	4.1	0.2	0.0	0.0	0.0	0.0
Secondary products and miscellaneous receipts.....		333517-SM						
Miscellaneous receipts.....		333517-M	1.3	0.0	0.7	0.0	-3.5	0.0
Secondary products.....		333517-S	29.9	4.2	0.0	0.0	17.2	0.0
Rolling mill and other metalworking machinery mfg.....	333519		9.2	-0.3	0.0	0.3	0.2	0.2
Primary products.....		333519-P	10.3	-0.2	0.0	0.3	0.3	0.2
Rolling mill and other metalworking machinery, including assembly machines.....		333519-0	10.3	-0.2	0.0	0.3	0.3	0.2
Other metalworking machinery, excluding handheld & ultrasonic.....		333519-83	-	-0.3	0.0	1.9	1.5	-
Secondary products and miscellaneous receipts.....		333519-SM						
Miscellaneous receipts.....		333519-M	0.6	-0.7	0.1	0.0	-0.4	0.0
Turbine and power transmission equipment mfg.....	3336		5.7	0.1	0.4	0.6	0.2	0.2
Turbine and power transmission equipment mfg.....	33361		5.7	0.1	0.4	0.6	0.2	0.2
Turbine and turbine generator set units mfg.....	333611		5.9	-0.2	-1.3	1.9	0.4	0.4
Primary products.....		333611-P	5.5	-0.2	-1.2	1.8	0.4	0.4
Turbines and turbine generator sets.....		333611-0	5.5	-0.2	-1.2	1.8	0.4	0.4
Steam, gas, and other turbines and turbine generators.....		333611-05	2.8	0.1	-1.2	1.4	0.4	0.4
Parts & accessories for turbines, turbine generators, and turbine generator sets.....		333611-07	0.5	0.0	0.0	0.0	0.0	0.0
Speed changer, drive, and gear mfg.....	333612		6.4	0.2	0.0	0.0	0.0	0.0
Primary products.....		333612-P	6.5	0.2	0.0	0.0	0.0	0.0
Gears, pinions, racks, and worms, sold separately.....		333612-3	3.5	0.0	0.0	0.0	0.0	0.0
Speed changers, industrial high speed drives, and parts other than loose gearing.....		333612-7	7.7	0.4	0.0	0.0	0.0	0.0
Secondary products and miscellaneous receipts.....		333612-SM						
Mechanical power transmission equipment mfg.....	333613		3.6	0.2	0.0	0.3	0.5	0.6
Primary products.....		333613-P	3.5	0.2	0.0	0.4	0.6	0.6
Mechanical power transmission equipment, except speed changers, drives, & gears.....		333613-3	3.7	0.2	0.0	0.4	0.5	0.8
Secondary products and miscellaneous receipts.....		333613-SM						
Other engine equipment mfg.....	333618		5.7	0.1	1.5	0.0	0.0	0.0
Primary products.....		333618-P	5.6	0.1	1.4	0.0	0.0	0.0
Parts & accessories for internal combustion engines, ex. aircraft & gasoline automotive engines.....		333618-F	4.3	0.0	0.0	0.0	0.0	0.0
Diesel, semidiesel, and dual-fuel engines (except automotive).....		333618-3	-	0.6	5.6	0.0	0.0	-
Diesel, semidiesel, and dual-fuel engines for automobiles, trucks, and buses.....		333618-5	4.0	0.0	0.0	0.0	0.0	0.0
Secondary products and miscellaneous receipts.....		333618-SM						
Secondary products.....		333618-S	7.7	0.0	4.7	0.0	0.0	0.0
Other general purpose machinery manufacturing.....	3339		5.9	0.1	0.6	0.2	0.3	0.0
Pump and compressor manufacturing.....	33391		6.9	0.4	2.1	0.1	-0.4	0.0
Air and gas compressor mfg.....	333912		5.2	0.5	1.1	0.2	0.2	0.0
Primary products.....		333912-P	5.3	0.5	1.1	0.1	0.2	0.0
Air and gas compressors and vacuum pumps.....		333912-1	5.6	0.6	1.3	0.1	0.3	0.0
Parts & attachments for air & gas compressors, ex. refrigeration, ice making, & a/c.....		333912-6	4.9	0.4	1.4	0.6	0.0	0.0
Secondary products and miscellaneous receipts.....		333912-SM						
Miscellaneous receipts.....		333912-M	2.8	0.0	0.0	2.3	0.0	0.0
Measuring, dispensing, and other pumping equipment mfg.....	333914		7.9	0.3	2.7	0.0	-0.7	0.1
Primary products.....		333914-P	8.1	0.3	2.9	0.0	-0.8	0.0
Pumps and pumping equipment, excluding measuring and dispensing pumps.....		333914-1	8.5	0.3	3.0	0.0	-0.8	0.0
Pumps and pumping equipment, complete, excluding measuring and dispensing pumps.....		333914-11	9.0	0.2	3.1	0.0	-0.9	0.0
Domestic water systems.....		333914-111	4.1	0.0	0.0	0.0	0.0	0.0
Oil-well and oil-field pumps, except boiler feed.....		333914-113	0.7	0.0	0.0	0.5	0.0	0.0
Industrial pumps, excluding hydraulic fluid power pumps, automatic circulating pumps, etc.....		333914-114	12.0	0.3	4.3	0.0	-1.3	0.0
Other pumps, except automotive circulating pumps, and measuring and dispensing pumps.....		333914-115	1.6	0.0	0.0	0.0	0.0	0.0

See footnotes at end of table.

Table 12. Producer price index percentage changes for the net output of selected industries and their products, not seasonally adjusted — Continued
 [October 2023]

Title ¹	Industry code	Product code	Unadjusted 12-month percent change ²	Unadjusted 1-month percent change ²				
			Oct. 2022 to Oct. 2023 ^P	May to June	June to July ^P	July to Aug. ^P	Aug. to Sept. ^P	Sept. to Oct. ^P
Measuring, dispensing, and other pumping equipment mfg - Continued								
Parts and attachments for pumps and pumping equipment, excluding measuring and dispensing.....		333914-15	5.1	1.0	2.2	0.0	0.0	0.0
Secondary products and miscellaneous receipts.....		333914-SM						
Miscellaneous receipts.....		333914-M	2.5	0.7	0.0	0.9	0.0	0.0
Secondary products.....		333914-S	6.6	0.2	0.2	0.3	0.0	1.2
Material handling equipment manufacturing.....	33392		5.0	0.3	0.2	0.0	-0.1	0.2
Elevator and moving stairway mfg.....	333921		5.5	0.6	0.0	0.0	0.0	0.0
Primary products.....		333921-P	4.9	0.6	0.0	0.0	0.0	0.0
Elevators and moving stairways.....		333921-1	3.9	1.0	0.0	0.0	0.0	0.0
Parts and attachments for elevators and moving stairways (sold separately).....		333921-3	11.9	-1.2	0.0	-0.1	0.0	0.0
Secondary products and miscellaneous receipts.....		333921-SM						
Conveyor and conveying equipment mfg.....	333922		4.9	0.0	0.4	0.0	0.0	0.6
Primary products.....		333922-P	4.6	-0.1	0.4	0.0	0.0	0.6
Unit handling conveyors and conveying systems.....		333922-1	0.9	-0.1	0.8	0.1	0.0	-0.1
Unit handling gravity and trolley conveyors and conveying systems.....		333922-12	-0.5	0.0	0.0	0.0	-0.1	0.0
Unit handling tow, belt, roller, pneumatic, portable, carousel, and other nonbelt conveyors.....		333922-14	2.8	-0.3	2.1	0.4	0.2	-0.4
Parts and accessories for unit handling conveyors and conveying systems, sold separately.....		333922-7	0.4	0.1	0.0	0.0	-0.1	0.0
Bulk material handling conveyors and conveying systems.....		333922-8	10.6	0.2	0.0	0.0	0.0	1.9
Parts and accessories for bulk material handling conveyors and conveying systems.....		333922-9	5.6	-0.8	0.0	-0.5	0.0	0.0
Secondary products and miscellaneous receipts.....		333922-SM						
Miscellaneous receipts.....		333922-M	13.9	1.9	0.0	0.0	0.0	0.0
Secondary products.....		333922-S	3.6	0.0	0.0	0.0	0.0	0.0
Overhead cranes, hoists and monorail systems mfg.....	333923		3.8	0.1	0.1	0.0	0.0	0.0
Primary products.....		333923-P	3.6	0.1	0.1	0.0	0.0	0.0
Hoists and parts and attachments for hoists (sold separately).....		333923-1	4.2	0.7	0.0	0.0	0.0	0.0
Overhead traveling cranes and monorail systems, including parts and attachments sold separately.....		333923-3	1.9	0.0	0.4	0.0	0.0	0.0
Winches, aerial work platforms, and automotive wrecker hoists, including parts and attachments.....		333923-7	4.2	0.0	0.0	0.0	0.0	0.1
Secondary products and miscellaneous receipts.....		333923-SM						
Secondary products.....		333923-S	13.9	0.0	0.0	0.8	0.0	0.0
Industrial truck, trailer, and stacker mfg.....	333924		5.5	0.5	0.1	0.0	-0.2	0.1
Primary products.....		333924-P	5.6	0.5	0.1	0.0	-0.2	0.1
Industrial trucks, tractors, mobile straddle carriers & cranes, & automatic stacking machines.....		333924-2	5.8	0.7	0.1	0.0	-0.2	0.0
Work trucks with lifting & handling equipment, operator riding, electric, self-propelled.....		333924-21	8.8	0.0	0.0	0.0	0.0	0.0
Work trucks, not fitted with lifting and handling equipment.....		333924-25	4.2	1.1	0.3	0.0	-0.1	0.0
Bulk powered material moving equipment, dock boards and metal pallets and skids.....		333924-26	-1.1	0.8	0.0	0.0	-1.4	0.0
Other work trucks with lifting & handling equipment, non-riding electric or any non-electric.....		333924-27	3.1	0.1	0.0	0.0	-0.1	0.0
Parts and attachments for industrial trucks and tractors (sold separately).....		333924-3	3.8	0.0	0.0	0.0	0.0	0.4
Secondary products and miscellaneous receipts.....		333924-SM						
Secondary products.....		333924-S	-9.3	2.6	-0.1	1.0	-6.0	0.6
All other general purpose machinery mfg.....	33399		5.9	-0.1	0.1	0.4	1.1	-0.2
Power-driven handtool mfg.....	333991		7.2	0.0	0.0	0.0	0.0	0.0
Primary products.....		333991-P	7.3	0.0	0.0	0.0	0.0	0.0
Power-driven handtools, pneumatic, hydraulic, and powder-actuated.....		333991-6	7.0	0.0	0.0	0.0	0.0	0.0
Power-driven handtools, electric (except battery powered), including parts.....		333991-9	7.1	0.0	0.0	0.0	0.0	0.0
Secondary products and miscellaneous receipts.....		333991-SM						
Miscellaneous receipts.....		333991-M	-	0.0	0.0	0.0	-	-
Welding and soldering equipment mfg.....	333992		3.0	0.0	0.1	0.0	0.0	0.0
Primary products.....		333992-P	2.9	0.0	0.1	0.0	0.0	0.0
Other welding equipment, components, and accessories (excluding arc, resistance, and gas).....		333992-A	2.4	0.0	0.0	0.0	0.0	0.0
Arc welding machines, components, and accessories, excluding electrodes and stud welding equip.....		333992-1	3.0	0.0	0.0	0.0	0.0	0.0
Resistance welders, components, accessories, and electrodes.....		333992-7	3.5	0.0	0.0	0.0	0.0	0.0
Gas welding and cutting equipment, parts, attachments, and accessories.....		333992-9	4.5	0.0	1.1	0.0	0.0	0.0
Secondary products and miscellaneous receipts.....		333992-SM						
Miscellaneous receipts.....		333992-M	2.4	0.0	0.6	-0.3	0.0	0.0

See footnotes at end of table.

Table 12. Producer price index percentage changes for the net output of selected industries and their products, not seasonally adjusted — Continued
 [October 2023]

Title ¹	Industry code	Product code	Unadjusted 12-month percent change ²	Unadjusted 1-month percent change ²				
			Oct. 2022 to Oct. 2023 ^P	May to June	June to July ^P	July to Aug. ^P	Aug. to Sept. ^P	Sept. to Oct. ^P
Packaging machinery mfg.	333993		8.2	0.7	0.0	0.0	0.8	0.0
Primary products.....		333993-P	8.5	0.7	0.0	0.0	0.8	0.0
Packing, packaging, and bottling machinery, excluding parts.....		333993-1	9.4	0.8	0.0	0.0	1.0	0.0
Parts for packing, packaging, and bottling machinery.....		333993-5	5.8	0.5	0.1	0.0	0.4	0.0
Secondary products and miscellaneous receipts.....		333993-SM						
Industrial process furnace and oven mfg.	333994		5.5	0.1	0.5	0.6	0.0	0.0
Primary products.....		333994-P	5.8	0.1	0.5	0.8	0.0	0.0
Industrial process furnaces & ovens, & industrial electrical heating equipment.		333994-0	5.8	0.1	0.5	0.8	0.0	0.0
Industrial process furnaces & ovens, & industrial electrical heating equipment, except parts.....		333994-0A	5.2	0.1	0.6	0.3	0.0	0.0
Parts and attachments for industrial process furnaces and ovens.....		333994-0B	7.3	0.0	0.0	2.3	0.0	0.0
Secondary products and miscellaneous receipts.....		333994-SM						
Miscellaneous receipts.....		333994-M	2.8	0.2	0.3	-1.9	0.0	0.0
Fluid power cylinder and actuator mfg.	333995		2.7	0.4	0.0	0.2	0.0	-0.2
Primary products.....		333995-P	3.0	0.4	0.0	0.2	0.0	-0.2
Nonaerospace-type hydraulic & all aerospace fluid power cylinders & actuators, linear & rotary.....		333995-2	2.9	0.6	0.0	0.3	0.0	-0.2
Parts for hydraulic & pneumatic fluid power cylinders & actuators, incl accumulators & cushions.....		333995-8	3.7	0.1	0.0	0.0	0.0	0.0
Secondary products and miscellaneous receipts.....		333995-SM						
Fluid power pump and motor mfg.	333996		4.7	0.0	0.2	0.1	0.8	0.0
Primary products.....		333996-P	4.8	0.0	0.3	0.1	0.9	0.0
Nonaerospace-type reciprocating fluid power pumps.....		333996-1	8.5	0.0	-0.1	0.0	1.5	0.0
Nonaerospace-type fluid power motors.....		333996-5	3.4	0.0	0.0	0.4	0.2	0.0
Parts for fluid power pumps, motors, and hydrostatic transmissions.....		333996-9	1.6	-0.1	0.0	0.0	1.1	0.0
Secondary products and miscellaneous receipts.....		333996-SM						
Miscellaneous receipts.....		333996-M	3.4	0.0	0.0	0.3	0.3	0.0
All other miscellaneous general purpose machinery mfg.	333998		7.6	-0.7	0.0	1.0	2.5	-0.4
Primary products.....		333998-P	7.8	-0.8	-0.1	1.1	2.6	-0.4
Scale and balance mfg.....		333998-7	5.6	1.3	0.2	-0.1	-0.1	0.0
Retail, commercial, household, and mailing scales and balances.....		333998-74	7.8	0.0	0.2	0.0	0.0	0.0
Parts, attachments, and accessories for scales and balances.....		333998-76	8.7	0.3	0.4	0.2	0.4	0.1
Vehicle and industrial scales.....		333998-77	5.4	1.6	0.1	-0.2	-0.2	0.0
Motor truck and railroad track scales.....		333998-771	1.8	0.0	0.0	-0.4	-0.3	0.0
Industrial scales (including automatic checkweigher and bulkweigher scales).....		333998-772	9.2	0.5	0.5	0.1	0.1	0.0
All other miscellaneous general purpose machinery mfg.....		333998-9	8.0	-0.9	-0.1	1.1	2.8	-0.4
Filters and strainers, except fluid power.....		333998-91	10.2	-0.9	-0.3	0.3	0.6	0.0
Industrial filters and strainers and reusable media, except fluid power.....		333998-911	9.9	-1.1	-0.2	0.3	-0.3	0.0
Nonreusable media for filters and strainers, except fluid power.....		333998-912	9.2	0.4	0.0	-0.1	6.9	0.0
Parts and accessories for filters and strainers, except fluid power.....		333998-913	14.2	-1.3	-1.3	0.3	0.0	0.0
All other miscellaneous general industrial machinery.....		333998-97	5.5	-1.0	0.0	1.6	-0.1	0.0
Secondary products and miscellaneous receipts.....		333998-SM						
Miscellaneous receipts.....		333998-M	-	0.0	2.3	-0.3	0.2	0.0
Secondary products.....		333998-S	-	0.1	0.1	0.2	0.0	0.0
Computer & electronic product mfg.	334		2.1	0.1	0.2	0.3	-0.1	0.0
Computer & peripheral equipment mfg.	3341		-1.1	-1.5	-0.2	1.4	-0.2	-1.0
Computer & peripheral equipment mfg.	33411		-1.1	-1.5	-0.2	1.4	-0.2	-1.0
Electronic computer mfg.	334111		-2.2	-2.3	-0.1	3.1	-0.4	-2.3
Primary products.....		334111-P	-2.5	-2.6	-0.1	3.5	-0.5	-2.6
Host computers, multiusers (mainframes, medium-scale systems, UNIX and PC servers).....		334111-5	-4.8	-3.0	0.0	4.3	-0.6	-3.2
Single user computers, microprocessor based, general purpose.....		334111-7	4.6	-0.4	-0.4	-0.1	-0.1	0.2
Portable computers, laptops, tablets and other single user computers.....		334111-72	-1.5	-0.3	0.1	-0.2	0.1	0.0
Personal computers and workstations (excluding portable computers).....		334111-73	5.8	-0.5	-0.6	0.0	-0.1	0.3
Secondary products and miscellaneous receipts.....		334111-SM						
Computer storage device mfg.....	334112		-2.6	-2.2	-0.9	0.0	0.0	0.0
Primary products.....		334112-P	-2.3	-2.2	-0.9	0.0	0.0	0.0
Computer storage devices (except parts, attachments and accessories).....		334112-1	-2.9	-2.3	-0.9	0.0	0.0	0.0
Secondary products and miscellaneous receipts.....		334112-SM						
Computer terminal and other computer peripheral equipment mfg.	334118		0.9	0.0	0.1	0.4	0.0	0.0
Primary products.....		334118-P	0.8	0.0	0.1	0.4	0.0	0.0
Computer terminals (including POS and funds-transfer devices) and other computer peripherals.....		334118-D	-5.7	0.0	0.0	0.0	0.0	0.0

See footnotes at end of table.

Table 12. Producer price index percentage changes for the net output of selected industries and their products, not seasonally adjusted — Continued
 [October 2023]

Title ¹	Industry code	Product code	Unadjusted 12-month percent change ²	Unadjusted 1-month percent change ²				
			Oct. 2022 to Oct. 2023 ^P	May to June	June to July ^P	July to Aug. ^P	Aug. to Sept. ^P	Sept. to Oct. ^P
Computer terminal and other computer peripheral equipment mfg - Continued								
Secondary products and miscellaneous receipts.....		334118-SM						
Secondary products.....		334118-S	—	0.8	0.0	0.0	0.0	0.0
Communications equipment mfg.....	3342		3.1	0.6	-0.3	0.1	0.0	0.2
Telephone apparatus mfg.....	33421		4.6	3.7	-0.8	0.6	0.0	0.0
Telephone apparatus mfg.....	334210		4.6	3.7	-0.8	0.6	0.0	0.0
Primary products.....		334210-P	4.9	3.8	-0.8	0.6	0.0	0.0
Telephone and wireline data networking equipment.....		334210-0	4.9	3.8	-0.8	0.6	0.0	0.0
Secondary products and miscellaneous receipts.....		334210-SM						
Radio/TV broadcast & wireless comm equip mfg.....	33422		2.3	0.0	-0.3	0.0	0.0	0.0
Broadcast and wireless communications equipment mfg.....	334220		2.2	0.0	-0.3	0.0	0.0	0.0
Primary products.....		334220-P	1.2	0.0	-0.4	0.0	0.0	0.0
Broadcast, studio, and related electronic equipment.....		334220-2	0.7	-0.2	0.1	-0.1	0.3	0.2
Radio station equipment.....		334220-5	5.6	0.0	0.0	0.0	0.0	0.0
Other broadcast and wireless communications systems and equipment.....		334220-9	0.2	0.0	-0.5	0.0	0.0	0.0
Secondary products and miscellaneous receipts.....		334220-SM						
Other communications equipment mfg.....	33429		5.4	0.6	0.7	0.0	0.0	1.0
Other communications equipment mfg.....	334290		5.4	0.6	0.7	0.0	0.0	1.0
Primary products.....		334290-P	5.6	0.7	0.4	0.0	0.0	1.1
Alarm systems, including electric sirens and horns.....		334290-1	10.9	1.1	0.6	0.0	0.0	1.8
Intercommunications systems, incl inductive paging systems, excl telephone & telegraph.....		334290-3	2.5	0.0	0.0	0.0	0.8	0.0
Secondary products and miscellaneous receipts.....		334290-SM						
Secondary products.....		334290-S	—	0.6	1.8	0.0	0.0	—
Audio & video equipment mfg.....	3343		1.2	0.0	0.0	0.0	0.0	0.0
Audio and video equipment mfg.....	33431		1.2	0.0	0.0	0.0	0.0	0.0
Audio and video equipment mfg.....	334310		1.2	0.0	0.0	0.0	0.0	0.0
Primary products.....		334310-P	1.1	0.0	0.0	0.0	0.0	0.0
Speakers and commercial sound equipment.....		334310-4	2.2	0.0	0.0	0.0	0.0	0.0
Other consumer audio and video equipment.....		334310-5	-0.1	0.0	0.0	0.0	0.0	0.0
Secondary products and miscellaneous receipts.....		334310-SM						
Miscellaneous receipts.....		334310-M	3.2	0.0	0.0	0.0	0.0	0.2
Semiconductor and other electronic component mfg.....	3344		-0.6	0.3	0.1	0.3	-0.1	0.1
Semiconductor and other electronic component mfg.....	33441		-0.6	0.3	0.1	0.3	-0.1	0.1
Bare printed circuit board mfg.....	334412		3.0	1.2	0.0	0.2	0.0	0.0
Primary products.....		334412-P	3.9	1.4	0.0	0.2	0.0	0.0
Bare printed circuit boards.....		334412-0	3.9	1.4	0.0	0.2	0.0	0.0
Secondary products and miscellaneous receipts.....		334412-SM2						
Semiconductors and related device mfg.....	334413		-1.1	0.2	-0.3	0.3	-0.3	-0.4
Primary products.....		334413-P	-1.0	0.2	-0.2	0.3	-0.3	-0.4
Other semiconductor devices, including parts such as chips, wafers, and heat sinks.....		334413-A	6.0	0.0	2.1	0.5	0.0	0.3
Integrated microcircuits, incl semiconductor networks, microprocessors, & MOS memories.....		334413-1	-5.1	0.4	-1.7	0.1	-0.6	-0.8
Secondary products and miscellaneous receipts.....		334413-SM						
Electronic connector mfg.....	334417		6.0	-0.4	0.3	0.0	0.0	1.4
Primary products.....		334417-P	6.1	-0.4	0.4	0.0	0.0	1.5
Electronic connectors, including parts.....		334417-0	6.1	-0.4	0.4	0.0	0.0	1.5
Secondary products and miscellaneous receipts.....		334417-SM						
Secondary products.....		334417-S1	2.5	0.0	0.0	0.0	0.0	0.0
Printed circuit assembly mfg.....	334418		-10.7	0.0	0.3	0.0	0.1	0.1
Primary products.....		334418-P	-11.9	0.1	0.3	0.0	0.0	0.0
Printed circuit assemblies, loaded boards, modules, and consumer external modems.....		334418-9	-11.9	0.1	0.3	0.0	0.0	0.0
Secondary products and miscellaneous receipts.....		334418-SM						
Other electronic component mfg.....	334419		4.7	0.0	0.8	1.2	0.6	0.6
Primary products.....		334419-P	4.1	0.0	0.8	0.4	0.1	0.6
Other electronic components.....		334419-0	4.1	0.0	0.8	0.4	0.1	0.6
Secondary products and miscellaneous receipts.....		334419-SM						
Secondary products.....		334419-S	6.9	0.0	0.0	0.0	0.0	0.0

See footnotes at end of table.

Table 12. Producer price index percentage changes for the net output of selected industries and their products, not seasonally adjusted — Continued
 [October 2023]

Title ¹	Industry code	Product code	Unadjusted 12-month percent change ²	Unadjusted 1-month percent change ²				
			Oct. 2022 to Oct. 2023 ^P	May to June	June to July ^P	July to Aug. ^P	Aug. to Sept. ^P	Sept. to Oct. ^P
Capacitor, resistor, coil, transformer, and other inductor mfg.	33441K		6.7	1.9	0.0	0.0	0.0	0.3
Primary products.....		33441K-P	7.0	2.0	0.0	0.0	0.0	0.3
Capacitors for electronic circuitry.....		33441K-4	8.1	4.5	0.0	0.0	0.0	0.0
Electronic coils, transformers, and other inductors.....		33441K-6	6.7	0.0	0.0	0.0	0.0	0.6
Secondary products and miscellaneous receipts.....		33441K-SM						
Nav/measuring/medical/control instruments mfg.	3345		3.5	0.1	0.4	0.2	-0.1	0.1
Nav/measuring/medical/control instruments mfg.	33451		3.5	0.1	0.4	0.2	-0.1	0.1
Electromedical apparatus mfg.	334510		3.0	0.0	1.3	0.0	0.0	0.0
Primary products.....		334510-P	2.9	0.0	1.3	0.0	0.0	0.0
Electromedical equipment, excluding ionizing radiation equipment.....		334510-2	3.2	0.0	1.5	0.0	0.0	0.0
Secondary products and miscellaneous receipts.....		334510-SM						
Miscellaneous receipts.....		334510-M	4.2	0.0	0.0	0.0	0.0	0.0
Search, detection, and navigation instruments.....	334511		2.1	0.0	0.4	0.2	0.0	0.0
Primary products.....		334511-P	2.0	0.0	0.4	0.2	0.0	0.0
Aeronautical, nautical & navigational instruments, not sending or receiving radio signals.....		334511-1	4.8	0.0	1.8	0.4	0.0	0.0
Search, detection, navigation, and guidance systems and equipment.....		334511-3	1.4	0.1	0.0	0.1	0.0	0.0
Secondary products and miscellaneous receipts.....		334511-SM						
Automatic environmental control mfg.	334512		5.4	0.1	0.0	0.2	0.0	0.1
Primary products.....		334512-P	5.9	0.1	0.0	0.3	0.0	0.0
Automatic environmental controls for monitoring residential, commercial, and appliance use.....		334512-0	5.9	0.1	0.0	0.3	0.0	0.0
Secondary products and miscellaneous receipts.....		334512-SM						
Miscellaneous receipts.....		334512-M	1.0	0.0	0.0	0.0	0.0	0.0
Industrial process variable instruments.....	334513		5.7	0.6	-0.2	0.4	-0.2	0.7
Primary products.....		334513-P	6.1	0.6	-0.3	0.5	0.0	0.8
Process control instruments.....		334513-0	6.1	0.6	-0.3	0.5	0.0	0.8
Secondary products and miscellaneous receipts.....		334513-SM						
Miscellaneous receipts.....		334513-M	0.4	0.0	0.0	0.0	-4.1	0.0
Totalizing fluid meters and counting devices mfg.	334514		9.2	0.5	0.5	0.2	-2.9	0.1
Primary products.....		334514-P	9.1	0.5	0.6	0.0	-3.2	0.1
Integrating and totalizing fluid meters, counting devices, and motor vehicle instruments.....		334514-0	9.1	0.5	0.6	0.0	-3.2	0.1
Secondary products and miscellaneous receipts.....		334514-SM						
Secondary products.....		334514-S	-	0.0	0.0	0.1	0.0	0.0
Electricity and signal testing instruments mfg.	334515		4.3	0.0	0.1	0.3	0.0	-0.1
Primary products.....		334515-P	3.3	0.0	0.1	0.4	0.0	-0.1
Test equipment for testing electrical, radio, and communication circuits, and motors.....		334515-4	4.2	0.0	0.2	0.4	0.1	-0.1
Secondary products and miscellaneous receipts.....		334515-SM						
Analytical laboratory instrument mfg.	334516		5.3	0.1	-0.3	0.0	0.3	0.0
Primary products.....		334516-P	5.4	0.1	-0.3	0.0	0.3	0.0
Analytical and scientific instruments, excluding optical.....		334516-0	5.4	0.1	-0.3	0.0	0.3	0.0
Secondary products and miscellaneous receipts.....		334516-SM						
Irradiation apparatus mfg.	334517		0.8	0.0	0.0	0.0	0.0	0.0
Primary products.....		334517-P	0.8	0.0	0.0	0.0	0.0	0.0
Irradiation (ionizing radiation) equipment.....		334517-0	0.8	0.0	0.0	0.0	0.0	0.0
Secondary products and miscellaneous receipts.....		334517-SM						
Other measuring and controlling device mfg.	334519		5.2	0.2	0.3	0.7	0.1	0.0
Primary products.....		334519-P	5.2	0.2	0.3	0.6	0.1	0.0
Physical properties testing & inspection equipment and kinematic testing & measuring equipment.....		334519-4	5.5	0.0	0.0	0.2	0.0	0.0
Nuclear radiation detection and monitoring instruments.....		334519-5	6.9	0.4	0.0	0.0	0.0	0.0
Commercial, geophysical, meteorological, and general-purpose instruments and equipment.....		334519-7	5.0	-0.6	0.0	2.0	0.2	0.0
Secondary products and miscellaneous receipts.....		334519-SM						
Miscellaneous receipts.....		334519-M	6.0	0.0	0.2	5.3	0.0	0.0
Manufacturing and reproducing magnetic and optical media.....	3346		1.4	0.2	0.0	0.4	0.2	-0.4
Manufacturing and reproducing magnetic and optical media.....	33461		1.4	0.2	0.0	0.4	0.2	-0.4
Manufacturing and reproducing magnetic and optical media.....	334610		1.4	0.2	0.0	0.4	0.2	-0.4
Primary products.....		334610-P	1.5	0.2	0.0	0.4	0.2	-0.4
Electrical equipment and appliance mfg.	335		3.9	0.2	0.5	0.4	-0.3	0.3

See footnotes at end of table.

Table 12. Producer price index percentage changes for the net output of selected industries and their products, not seasonally adjusted — Continued
 [October 2023]

Title ¹	Industry code	Product code	Unadjusted 12-month percent change ²	Unadjusted 1-month percent change ²				
				Oct. 2022 to Oct. 2023 ^P	May to June	June to July ^P	July to Aug. ^P	Aug. to Sept. ^P
Electric lighting equipment mfg.	3351		3.6	0.5	0.2	-0.1	0.3	0.0
Electric lighting equipment mfg.	33513		—	0.5	0.2	-0.1	0.3	0.0
Residential electric lighting fixture mfg.	335131		1.8	0.0	0.0	0.0	0.0	0.0
Primary products.		335131-P	2.1	0.0	0.0	0.0	0.0	0.0
Residential-type electric lighting fixtures (except portable), including parts and accessories.		335131-1	0.3	0.0	0.0	0.0	0.0	0.0
Residential-type portable lighting fixtures, including parts and accessories.		335131-4	5.0	0.0	0.0	0.0	0.0	0.0
Secondary products and miscellaneous receipts.		335131-SM						
Secondary products.		335131-S	9.1	0.1	0.0	-0.1	0.2	0.0
Nonresidential electric lighting fixture mfg.	335132		3.3	0.2	0.3	-0.1	0.4	0.1
Primary products.		335132-P	3.6	0.2	0.3	-0.1	0.4	0.1
Commercial and institutional-type electric lighting fixtures, including parts and accessories.		335132-1	3.8	0.2	0.1	-0.2	0.5	0.1
Industrial-type electric lighting fixtures, including parts and accessories.		335132-5	2.9	0.0	1.6	0.0	0.0	0.0
Secondary products and miscellaneous receipts.		335132-SM						
Secondary products.		335132-S	—	0.0	—	—	—	—
Other lighting equipment, including lamps and bulbs mfg.	335139		4.4	1.0	0.2	0.0	0.1	0.0
Primary products.		335139-P	—	1.1	0.2	0.0	0.1	0.0
Electric lamp bulb, tubes, and components.		335139-1	8.3	4.6	1.0	0.0	0.5	0.0
Outdoor lighting equipment (including parts and accessories).		335139-2	0.0	0.0	0.0	0.0	0.0	0.0
Secondary products and miscellaneous receipts.		335139-SM						
Household appliance mfg.	3352		1.7	-0.2	-0.3	0.5	-0.1	0.0
Small electrical appliance mfg.	33521		1.9	0.0	0.0	0.1	0.0	-0.1
Small electrical appliance mfg.	335210		1.9	0.0	0.0	0.1	0.0	-0.1
Primary products.		335210-P	1.6	0.0	0.0	0.0	0.0	-0.1
Parts and attachments for small electric household appliances, including fan parts.		335210-5	3.2	0.0	0.0	-0.1	0.0	0.0
Household vacuum cleaners and other floor care machines (including parts and attachments).		335210-6	5.1	0.3	0.0	0.0	0.0	0.0
Other small electric household appliances, including fans.		335210-7	0.5	-0.1	0.0	0.0	0.0	-0.1
Secondary products and miscellaneous receipts.		335210-SM						
Secondary products.		335210-S	4.6	0.1	0.0	0.0	0.0	0.9
Major household appliance mfg.	33522		1.7	-0.2	-0.3	0.6	-0.1	0.0
Major household appliance mfg.	335220		1.7	-0.2	-0.3	0.6	-0.1	0.0
Primary products.		335220-P	1.4	-0.2	-0.4	0.6	-0.1	0.1
Household cooking appliances.		335220-1	4.6	-0.7	-0.5	1.9	0.2	0.1
Electric household ranges, ovens (including microwave), surface cooking units, and equipment.		335220-11	3.6	-2.0	-0.5	0.9	-0.4	0.5
Gas household ranges, ovens, surface cooking units, and equipment (incl. parts and accessories).		335220-13	2.0	0.1	-0.7	2.0	0.3	-0.3
Other household ranges and cooking equipment, including outdoor equipment.		335220-15	12.4	0.7	-0.3	3.7	1.1	0.1
Household refrigerators and home freezers.		335220-2	0.3	-0.2	-0.3	-0.6	-0.1	-0.2
Household refrigerators, including combination refrigerator-freezers.		335220-21	-0.5	-0.3	-0.6	-0.5	-0.1	-0.3
Other major household appliances.		335220-8	-0.7	0.3	-0.2	0.1	-0.4	0.1
Household water heaters, electric, for permanent installation.		335220-81	0.1	0.0	0.0	0.0	0.0	0.0
Household water heaters, excluding electric.		335220-83	0.3	0.0	0.0	0.0	0.0	0.0
Secondary products and miscellaneous receipts.		335220-SM						
Miscellaneous receipts.		335220-M	0.0	0.0	0.0	0.0	0.0	0.0
Electrical equipment mfg.	3353		5.3	0.5	0.6	0.5	0.1	0.2
Electrical equipment mfg.	33531		5.3	0.5	0.6	0.5	0.1	0.2
Electric power and specialty transformer mfg.	335311		3.1	-0.2	0.5	0.4	0.0	0.2
Primary products.		335311-P	3.1	-0.2	0.5	0.4	0.0	0.2
Secondary products and miscellaneous receipts.		335311-SM						
Motor and generator mfg.	335312		5.1	0.0	1.2	0.9	0.1	0.1
Primary products.		335312-P	5.3	0.0	1.2	1.0	0.1	0.1
Parts, supplies for motors, generators, generator sets, and other rotating equipment.		335312-C	10.4	0.0	0.5	2.7	0.5	0.0
Other motors and generators n.e.c.		335312-F	7.8	0.0	2.5	1.2	0.0	0.2
Fractional horsepower motors (rated at less than 746 watts) (except hermetics). ...		335312-1	2.3	0.3	0.0	0.2	0.0	0.0
Integral horsepower motors & generators other than for land transport equipment (exc hermetics).		335312-3	0.0	0.0	0.0	0.0	0.0	0.0
Secondary products and miscellaneous receipts.		335312-SM						
Miscellaneous receipts.		335312-M	0.6	0.0	0.4	0.0	0.0	0.2

See footnotes at end of table.

Table 12. Producer price index percentage changes for the net output of selected industries and their products, not seasonally adjusted — Continued
 [October 2023]

Title ¹	Industry code	Product code	Unadjusted 12-month percent change ²	Unadjusted 1-month percent change ²					
				Oct. 2022 to Oct. 2023 ^P	May to June	June to July ^P	July to Aug. ^P	Aug. to Sept. ^P	Sept. to Oct. ^P
Motor and generator mfg - Continued									
Secondary products.....		335312-S	5.3	0.0	0.2	1.0	0.1	0.2	
Switchgear and switchboard apparatus mfg.....	335313		5.0	0.8	0.4	0.6	0.2	0.3	
Primary products.....		335313-P	5.3	0.8	0.5	0.6	0.2	0.3	
Switchgear, excluding ducts and relays.....		335313-A	6.2	1.5	0.7	0.9	0.3	0.5	
Low voltage panelboards and distribution boards, 1000 volts or less.....		335313-3	5.6	0.0	0.0	0.0	0.0	0.0	
Secondary products and miscellaneous receipts.....		335313-SM							
Relay and industrial control mfg.....	335314		7.7	1.3	0.3	0.0	0.0	0.1	
Primary products.....		335314-P	7.9	1.4	0.3	0.0	0.0	0.0	
Specific-purpose industrial controls.....		335314-C	6.4	0.9	0.0	0.0	0.0	0.2	
General-purpose industrial controls.....		335314-F	9.2	2.2	0.6	0.0	0.0	0.0	
Relays for electronic circuitry, industrial control overload and switchgear type.....		335314-1	—	0.0	0.0	0.0	—	—	
Parts for industrial controls and motor-control accessories.....		335314-7	3.9	0.3	0.0	0.0	0.0	0.0	
Secondary products and miscellaneous receipts.....		335314-SM							
Miscellaneous receipts.....		335314-M	6.8	0.0	0.0	0.0	0.0	1.2	
Other electrical equipment & component mfg.....	3359		3.7	0.1	0.8	0.5	-0.8	0.7	
Storage battery mfg.....	33591		1.4	0.2	-0.1	0.0	0.0	-0.2	
Battery mfg.....	335910		1.0	0.2	-0.1	0.0	0.0	-0.2	
Primary products.....		335910-P	1.0	0.3	-0.1	0.0	0.0	-0.2	
Storage batteries.....		335910-1	1.1	0.1	-0.1	0.0	0.0	-0.2	
Storage batteries, lead acid type, BCI dimensional size group 8D or smaller.....		335910-11	0.6	0.0	-0.2	0.0	0.0	-0.3	
Storage batteries, lead acid type, larger than BCI dimensional size group 8D.....		335910-12	2.2	0.8	0.0	0.0	0.0	0.0	
Primary batteries.....		335910-2	1.7	0.7	0.2	0.2	0.0	-0.2	
Secondary products and miscellaneous receipts.....		335910-SM							
Secondary products.....		335910-S	5.3	0.0	0.0	0.0	0.0	-0.1	
Communication & energy wire & cable mfg.....	33592		3.3	-0.7	4.6	1.3	-3.4	2.6	
Fiber optic cable mfg.....	335921		-3.8	0.0	-6.1	0.0	0.0	-2.3	
Primary products.....		335921-P	-3.9	0.0	-6.3	0.0	0.0	-2.4	
Fiber optic cable, made from purchased fiber optic strand.....		335921-0	-3.9	0.0	-6.3	0.0	0.0	-2.4	
Secondary products and miscellaneous receipts.....		335921-SM							
Other communication and energy wire mfg.....	335929		4.5	-0.9	7.5	1.6	-4.2	3.8	
Primary products.....		335929-P	5.0	-1.0	7.8	1.6	-4.3	4.0	
Electronic wire and cable, made of nonferrous metals (purchased wire).....		335929-A	2.0	-2.9	-0.1	0.0	0.0	0.0	
Other insulated wire & cable, incl control & signal, made of nonferrous metals (purchased wire).....		335929-F	5.9	-0.8	-0.4	1.4	1.3	0.5	
Power wire and cable, made from nonferrous metals (purchased wire).....		335929-1	44.8	0.7	20.1	3.1	-10.3	9.1	
Secondary products and miscellaneous receipts.....		335929-SM							
Wiring device mfg.....	33593		7.4	0.2	-0.8	0.6	0.0	0.6	
Current-carrying wiring device mfg.....	335931		26.3	1.1	0.0	1.2	0.2	0.4	
Primary products.....		335931-P	27.6	1.2	0.0	1.2	0.2	0.3	
Current-carrying wiring devices n.e.c.....		335931-A	49.6	3.2	0.1	1.2	0.4	-0.2	
Current-carrying switches for electrical circuitry (including vehicular switches).....		335931-1	5.7	0.0	0.1	0.1	-0.2	0.2	
Current-carrying wire connectors for electrical circuitry.....		335931-9	7.7	-3.4	-0.5	2.6	0.0	2.2	
Secondary products and miscellaneous receipts.....		335931-SM							
Secondary products.....		335931-S	5.3	0.2	0.8	0.4	0.0	0.0	
Noncurrent-carrying wiring device mfg.....	335932		-8.6	-0.8	-1.6	-0.1	-0.1	0.9	
Primary products.....		335932-P	-9.8	-0.9	-1.8	-0.1	-0.1	1.0	
Noncurrent-carrying electrical conduit and conduit fittings, incl. plastic conduit & fittings.....		335932-4	-20.5	-1.9	-3.7	-0.2	-0.6	2.0	
Other noncurrent-carrying wiring devices and supplies (boxes, covers, bar hangers, etc.).....		335932-6	—	0.4	-0.1	-0.1	0.7	0.2	
Secondary products and miscellaneous receipts.....		335932-SM							
All other electrical equipment & component mfg.....	33599		0.9	0.4	0.1	0.0	-0.1	-0.3	
Carbon and graphite product mfg.....	335991		1.3	0.0	0.3	0.0	-0.2	-0.2	
Primary products.....		335991-P	1.3	0.0	0.3	0.0	-0.2	-0.2	
Carbon and graphite products, including electrodes for electric arc furnaces.....		335991-0	1.3	0.0	0.3	0.0	-0.2	-0.2	
Secondary products and miscellaneous receipts.....		335991-SM							
Miscellaneous receipts.....		335991-M	—	0.0	—	—	—	—	
Miscellaneous electrical equipment mfg.....	335999		0.8	0.5	0.1	0.0	0.0	-0.3	
Primary products.....		335999-P	0.6	0.5	0.1	0.0	0.0	-0.3	
Rectifying apparatus.....		335999-3	3.9	0.0	0.0	0.0	0.0	0.0	

See footnotes at end of table.

Table 12. Producer price index percentage changes for the net output of selected industries and their products, not seasonally adjusted — Continued
 [October 2023]

Title ¹	Industry code	Product code	Unadjusted 12-month percent change ²	Unadjusted 1-month percent change ²					
				Oct. 2022 to Oct. 2023 ^P	May to June	June to July ^P	July to Aug. ^P	Aug. to Sept. ^P	Sept. to Oct. ^P
Miscellaneous electrical equipment mfg - Continued									
All miscellaneous electrical equipment except rectifying apparatus.....		335999-4	0.5	0.6	0.1	0.0	0.0	-0.4	
Secondary products and miscellaneous receipts.....		335999-SM							
Transportation equipment manufacturing.....	336		2.2	0.0	0.2	0.0	0.0	0.4	
Motor vehicle manufacturing.....	3361		1.4	-0.2	0.1	-0.1	0.0	1.1	
Automobile and light truck manufacturing.....	33611		1.4	-0.2	0.1	-0.1	0.0	1.2	
Automobile, light truck and utility vehicle mfg.....	336110		1.4	-0.2	0.1	-0.1	0.0	1.2	
Primary products.....		336110-P	1.3	-0.2	0.1	-0.1	0.0	1.2	
Passenger cars and chassis.....		336110-1	0.0	-1.0	0.1	0.1	0.0	1.9	
Trucks, truck tractors, & bus chassis 14,000 lb or less, incl. minivans & suvs.....		336110-2	1.9	0.0	0.1	-0.1	0.0	1.0	
Secondary products and miscellaneous receipts.....		336110-SM							
Heavy duty truck manufacturing.....	33612		1.8	0.3	0.4	0.0	0.0	0.0	
Heavy duty truck mfg.....	336120		1.8	0.3	0.4	0.0	0.0	0.0	
Primary products.....		336120-P	1.9	0.3	0.4	0.0	0.0	0.0	
Trucks, truck tractors, and bus chassis (chassis of own manufacture) 14,001 to 33,000 lbs.....		336120-1	3.3	1.5	0.0	0.0	0.0	0.0	
Buses, including military and firefighting vehicles (chassis of own manufacture) ..		336120-3	-	0.0	1.0	0.0	0.0	-	
Secondary products and miscellaneous receipts.....		336120-SM							
Motor vehicle body and trailer manufacturing.....	3362		0.5	0.0	0.1	0.1	0.1	0.0	
Motor vehicle body and trailer manufacturing.....	33621		0.5	0.0	0.1	0.1	0.1	0.0	
Motor vehicle body mfg.....	336211		3.9	0.1	0.4	0.0	0.1	0.4	
Primary products.....		336211-P	3.9	0.0	0.4	0.0	0.1	0.5	
Other truck and vehicle bodies, sold separately.....		336211-5	1.7	-0.3	0.0	0.0	0.0	0.0	
Dump truck bodies, for sale separately.....		336211-5A	-8.7	-3.5	0.0	0.0	0.0	0.0	
All other truck and vehicle bodies, sold separately.....		336211-5B	4.4	0.0	0.0	0.0	0.0	0.0	
Buses and firefighting vehicles, complete, produced on purchased chassis.....		336211-7	1.5	0.1	0.0	0.1	0.1	0.0	
Other trucks and vehicles, complete, produced on purchased chassis.....		336211-9	1.5	0.5	0.0	0.0	0.3	0.0	
Other trucks and vehicles, complete, produced on purchased chassis, except upfitting trucks.....		336211-91	3.3	1.0	0.1	0.1	0.9	0.1	
Secondary products and miscellaneous receipts.....		336211-SM							
Secondary products.....		336211-S	4.9	2.0	0.0	0.1	0.1	0.0	
Truck trailer mfg.....	336212		-2.7	0.0	-0.8	0.0	-0.2	-0.3	
Primary products.....		336212-P	-2.8	0.0	-0.8	0.0	-0.2	-0.3	
Truck trailers and chassis, axle rating 10,000 lbs or more.....		336212-1	-3.0	0.0	-0.9	0.0	-0.2	-0.3	
Truck trailers and chassis, axle rating less than 10,000 lbs.....		336212-3	-0.1	0.0	0.0	0.0	0.0	0.0	
Secondary products and miscellaneous receipts.....		336212-SM							
Secondary products.....		336212-S1	1.0	0.1	0.0	0.0	0.0	0.0	
Motor home mfg.....	336213		1.5	0.0	0.5	0.0	0.0	0.1	
Primary products.....		336213-P	1.3	0.0	0.6	0.0	0.0	0.1	
Motor homes built on purchased chassis.....		336213-0	1.3	0.0	0.6	0.0	0.0	0.1	
Secondary products and miscellaneous receipts.....		336213-SM1							
Travel trailer and camper mfg.....	336214		0.3	0.0	0.4	0.2	0.3	-0.2	
Primary products.....		336214-P	0.4	0.0	0.3	0.2	0.4	-0.2	
Travel trailers.....		336214-1	0.4	0.0	0.6	0.2	-0.3	-0.2	
Conventional travel trailers.....		336214-19	0.7	0.0	0.9	0.3	-0.3	-0.4	
Fifth wheel travel trailers.....		336214-1A	-	-	0.0	0.0	-	-	
Automobile and light truck trailers.....		336214-3	-0.6	0.0	-0.2	0.3	1.9	0.0	
Camping trailers, campers, pick-up covers, and parts.....		336214-5	1.9	0.0	0.0	0.0	1.8	0.0	
Other parts and components, excluding appliances and furnishings.....		336214-53	-	0.0	0.0	-	-	-	
Truck campers, caps, box covers, and fold-down camping trailers.....		336214-56	-	0.0	0.0	0.0	0.9	-	
Secondary products and miscellaneous receipts.....		336214-SM							
Secondary products.....		336214-S	2.3	0.0	0.0	0.0	-0.5	0.0	
Motor vehicle parts manufacturing.....	3363		1.8	0.0	0.2	-0.1	0.1	0.1	
Motor vehicle gasoline engine and parts mfg.....	33631		1.1	-0.2	0.0	0.3	0.2	-0.2	
Motor vehicle gasoline engine and engine parts mfg.....	336310		1.1	-0.2	0.0	0.3	0.2	-0.2	
Primary products.....		336310-P	0.9	-0.3	0.0	0.3	0.3	-0.2	
Gasoline engines and engine parts (excluding carburetors).....		336310-2	0.8	-0.3	0.0	0.3	0.3	0.0	
Carburetors, pistons, piston rings, and valves.....		336310-3	1.9	0.0	0.3	0.7	0.2	-2.1	
Secondary products and miscellaneous receipts.....		336310-SM							
Miscellaneous receipts.....		336310-M1	-	0.0	0.3	0.0	0.0	-	

See footnotes at end of table.

Table 12. Producer price index percentage changes for the net output of selected industries and their products, not seasonally adjusted — Continued
 [October 2023]

Title ¹	Industry code	Product code	Unadjusted 12-month percent change ²	Unadjusted 1-month percent change ²				
			Oct. 2022 to Oct. 2023 ^P	May to June	June to July ^P	July to Aug. ^P	Aug. to Sept. ^P	Sept. to Oct. ^P
Motor vehicle gasoline engine and engine parts mfg - Continued								
Secondary products.....		336310-S	0.7	0.1	0.0	0.2	0.0	-0.2
Motor vehicle electric equipment.....	33632		2.1	-0.1	0.3	0.0	0.0	0.1
Motor vehicle electrical and electronic equipment mfg.....	336320		2.1	-0.1	0.3	0.0	0.0	0.1
Primary products.....		336320-P	2.0	-0.1	0.3	0.0	0.0	0.1
Vehicular lighting equipment.....		336320-1	1.5	-0.1	0.0	0.0	0.0	0.2
Other motor vehicle electrical and electronic equipment.....		336320-2	2.1	0.0	0.4	0.0	0.0	0.1
Battery charging alternators, generators, and regulators.....		336320-23	2.1	0.0	-0.1	0.0	0.0	0.7
Parts for engine electrical and electronic equipment.....		336320-2A	-1.8	0.0	0.5	0.0	0.0	0.0
All other miscellaneous non-engine electrical and electronic equipment.....		336320-2D	1.6	-0.1	0.0	0.0	0.0	0.0
All other miscellaneous complete engine electrical equipment, including spark plugs.....		336320-2U	3.4	-0.1	0.0	0.0	0.0	0.0
Secondary products and miscellaneous receipts.....		336320-SM						
Miscellaneous receipts.....		336320-M	3.9	0.0	1.0	-0.4	0.2	0.6
Secondary products.....		336320-S	1.9	0.5	0.3	0.0	0.0	0.0
Motor vehicle steering and suspension parts.....	33633		0.5	0.2	0.5	0.0	0.0	1.2
Motor vehicle steering and suspension components (except spring) manufacturing.....	336330		0.5	0.2	0.5	-0.1	0.0	1.2
Primary products.....		336330-P	0.8	0.2	0.6	0.0	0.0	1.2
Motor vehicle steering and suspension components (excluding spring), new and rebuilt.....		336330-0	0.8	0.2	0.6	0.0	0.0	1.2
Secondary and miscellaneous receipts.....		336330-SM						
Motor vehicle brake system manufacturing.....	33634		2.6	-0.2	-0.5	0.3	0.0	-0.6
Motor vehicle brake system mfg.....	336340		2.6	-0.2	-0.5	0.3	0.0	-0.6
Primary products.....		336340-P	2.8	-0.2	-0.6	0.3	0.0	-0.6
Motor vehicle brake parts and assemblies, new.....		336340-1	2.0	-0.2	-0.7	0.3	0.0	-0.6
Motor vehicle drum brake assemblies and parts, new.....		336340-1E	-0.7	-0.7	0.6	0.3	0.0	-1.3
Motor vehicle disc brake assemblies and parts, new.....		336340-1F	6.7	0.0	-3.6	0.0	0.0	-0.3
Other motor vehicle brake parts and assemblies, new.....		336340-1G	1.1	0.0	0.4	0.5	0.1	-0.3
Secondary products and miscellaneous receipts.....		336340-SM						
Motor vehicle power train components mfg.....	33635		2.3	0.0	0.3	0.1	0.0	-0.3
Motor vehicle transmission and power train parts manufacturing.....	336350		2.3	0.0	0.3	0.1	0.0	-0.3
Primary products.....		336350-P	2.3	0.0	0.2	0.1	0.0	-0.3
Motor vehicle drive train components, excluding wheels and brakes, new.....		336350-2	2.3	0.0	0.3	0.1	0.0	-0.3
Motor vehicle transmissions (except auxiliary and parts), new.....		336350-20	4.2	0.0	-0.4	0.2	0.0	-0.4
Parts for manual and automatic transmissions, new.....		336350-23	0.7	0.0	1.3	0.0	0.0	-0.1
Other motor vehicle drive train components, except wheels and brakes, new.....		336350-25	0.3	0.1	0.4	-0.2	0.0	-0.3
Motor vehicle drive train components, rebuilt.....		336350-3	-	0.0	0.0	0.0	0.0	-
Secondary products and miscellaneous receipts.....		336350-SM						
Secondary products.....		336350-S	2.0	-0.6	1.4	0.0	0.0	0.4
Motor vehicle seating and interior trim mfg.....	33636		-0.6	-0.6	-0.1	-0.3	0.1	0.1
Motor vehicle seating and interior trim mfg.....	336360		-0.6	-0.6	-0.1	-0.3	0.1	0.1
Primary products.....		336360-P	-0.9	-1.0	0.0	0.0	0.4	-0.2
Automobile trimmings.....		336360-1	-1.1	-0.3	0.0	-0.1	0.0	0.0
Seats for public conveyance and aircraft.....		336360-3	0.2	-1.1	0.0	0.1	0.0	0.2
Secondary products and miscellaneous receipts.....		336360-SM						
Secondary products.....		336360-S	-5.4	1.1	-1.6	-4.9	1.1	0.0
Motor vehicle metal stamping.....	33637		4.5	0.6	0.3	-0.3	0.1	1.6
Motor vehicle metal stamping.....	336370		4.5	0.6	0.3	-0.3	0.1	1.6
Primary products.....		336370-P	5.3	0.6	0.3	-0.3	0.1	1.6
Automotive job stampings (truck, bus, and passenger car).....		336370-0	5.3	0.6	0.3	-0.3	0.1	1.6
Secondary products and miscellaneous receipts.....		336370-SM						
Secondary products.....		336370-S	-0.1	0.0	0.0	-0.3	-0.1	0.4
Other motor vehicle parts manufacturing.....	33639		2.1	0.3	0.4	-0.2	0.0	-0.2
Other motor vehicle parts mfg.....	336390		2.1	0.3	0.4	-0.2	0.0	-0.2
Primary products.....		336390-P	2.0	0.3	0.4	-0.2	0.0	-0.2
Filters, new, internal combustion engines and motor vehicles.....		336390-A	-	0.0	0.0	0.0	0.0	-
Motor vehicle air-conditioning systems and compressors.....		336390-B	-	0.0	-0.2	-	-	-
All other motor vehicle parts and accessories, including trailer hitches.....		336390-8	4.5	0.5	0.3	0.0	0.0	0.0
Secondary products and miscellaneous receipts.....		336390-SM						
Secondary products.....		336390-S	-	-0.2	-0.1	0.1	-0.1	-

See footnotes at end of table.

Table 12. Producer price index percentage changes for the net output of selected industries and their products, not seasonally adjusted — Continued
 [October 2023]

Title ¹	Industry code	Product code	Unadjusted 12-month percent change ²	Unadjusted 1-month percent change ²				
			Oct. 2022 to Oct. 2023 ^P	May to June	June to July ^P	July to Aug. ^P	Aug. to Sept. ^P	Sept. to Oct. ^P
Aerospace product and parts manufacturing.....	3364		3.8	0.2	0.1	0.1	0.0	0.1
Aerospace product and parts manufacturing.....	33641		3.8	0.2	0.1	0.1	0.0	0.1
Aircraft mfg.	336411		3.9	0.3	0.1	0.0	0.1	0.1
Primary products.....		336411-P	3.9	0.3	0.1	0.0	0.1	0.1
Civilian aircraft.....		336411-3	5.4	0.5	0.2	0.0	0.1	0.1
Military aircraft.....		336411-4	0.0	0.0	0.0	0.0	0.0	0.0
Secondary products and miscellaneous receipts.....		336411-SM						
Secondary products.....		336411-S	—	0.0	0.0	0.0	0.0	0.8
Aircraft engine and engine parts mfg.	336412		2.5	0.0	0.2	0.4	0.0	0.1
Primary products.....		336412-P	3.1	0.0	0.3	0.6	0.0	0.1
Aeronautical services on aircraft engines.....		336412-5	3.7	0.0	0.0	0.0	0.0	0.0
Aircraft engine parts and accessories.....		336412-7	4.6	0.1	0.5	1.1	0.0	0.1
Parts and accessories for military aircraft engines.....		336412-75	1.6	0.3	0.2	0.0	0.0	0.0
Parts and accessories for civilian aircraft engines.....		336412-77	5.9	0.0	0.7	1.7	0.0	0.2
Secondary products and miscellaneous receipts.....		336412-SM						
Secondary products.....		336412-S	3.1	0.0	0.7	0.1	0.0	0.0
Other aircraft parts and equipment mfg.	336413		4.6	0.0	0.0	0.2	0.0	0.0
Primary products.....		336413-P	4.4	0.0	0.0	0.2	0.0	0.0
Aircraft propellers and helicopter rotors.....		336413-1	0.5	0.0	0.1	0.0	0.0	0.0
Aircraft parts and auxiliary equipment.....		336413-7	4.8	0.0	0.0	0.2	0.0	0.0
Aircraft landing gear for civilian and military aircraft.....		336413-72	10.8	0.0	0.0	0.0	0.0	-0.1
Other aircraft subassemblies and parts for military aircraft.....		336413-73	1.4	-0.1	0.1	0.3	-0.3	0.3
Other aircraft subassemblies and parts for civilian aircraft.....		336413-74	5.3	0.0	0.0	0.3	0.0	0.0
Secondary products and miscellaneous receipts.....		336413-SM						
Secondary products.....		336413-S	11.0	-0.6	-0.1	0.2	-0.2	0.0
Railroad rolling stock manufacturing.....	3365		1.3	0.0	0.5	0.0	0.0	0.0
Railroad rolling stock manufacturing.....	33651		1.3	0.0	0.5	0.0	0.0	0.0
Railroad rolling stock mfg.	336510		1.3	0.0	0.5	0.0	0.0	0.0
Primary products.....		336510-P	1.3	0.0	0.6	0.0	0.0	0.1
Street, subway, trolley, and rapid transit cars, and railway maintenance equipment and parts.....		336510-5	3.3	0.0	1.2	0.0	0.0	0.2
Railway maintenance of way equipment & parts, parts for all railcars, & other railway vehicles.....		336510-54	3.9	0.0	1.4	0.0	0.0	0.2
Air brake and other brake equipment.....		336510-541	2.6	0.0	0.3	0.0	0.0	1.0
Secondary products and miscellaneous receipts.....		336510-SM						
Miscellaneous receipts.....		336510-M	3.7	0.0	0.0	0.0	0.0	0.0
Secondary products.....		336510-S1	1.0	0.0	0.0	0.0	0.0	0.0
Ship and boat building.....	3366		4.6	0.2	0.5	0.2	0.3	0.2
Ship and boat building.....	33661		4.6	0.2	0.5	0.2	0.3	0.2
Ship building and repairing.....	336611		5.0	0.0	0.5	0.4	0.0	0.2
Primary products.....		336611-P	4.3	0.0	0.4	0.4	0.0	0.2
Ship repair, nonmilitary.....		336611-A	15.9	0.0	0.0	2.5	0.0	0.0
Military self-propelled ships, new construction.....		336611-5	1.1	0.0	0.8	0.0	0.0	0.4
Ship repair, military.....		336611-8	2.3	0.0	0.0	0.3	0.0	0.0
Nonmilitary self-propelled ships, new construction.....		336611-9	1.8	0.0	0.8	0.0	0.4	0.0
Secondary products and miscellaneous receipts.....		336611-SM2						
Boat building.....	336612		3.6	0.7	0.6	-0.2	0.9	0.2
Primary products.....		336612-P	3.6	0.7	0.6	-0.2	0.9	0.2
Outboard motorboats, including commercial and military (except sailboats and lifeboats).....		336612-1	3.2	0.5	0.7	-0.3	1.1	0.2
Outboard motorboats, wood or metal, incl. comm. and military (exc. sailboats and lifeboats).....		336612-11	2.0	0.4	0.8	-1.3	0.6	0.2
Outboard motorboats, plastics/fiberglass, incl. comm. and mil. (exc. sailboats and lifeboats).....		336612-14	3.8	0.6	0.6	0.2	1.4	0.1
Inboard motorboats, including commercial and military (except sailboats and lifeboats).....		336612-3	5.5	0.7	1.1	0.3	0.6	0.2
Inboard cabin cruisers, including commercial and military (except sailboats and lifeboats).....		336612-31	7.8	0.9	0.6	0.0	1.1	0.3
Other inboard motorboats, including commercial and military (except sailboats and lifeboats).....		336612-32	2.4	0.4	2.1	0.9	-0.6	0.0
Inboard-outdrive boats, including commercial and military (except sailboats and lifeboats).....		336612-5	3.9	3.3	0.0	0.0	0.0	0.3
All other inboard-outdrive boats, incl. comm. and military (except sailboats and lifeboats).....		336612-52	3.8	3.2	0.0	0.0	0.0	0.4

See footnotes at end of table.

Table 12. Producer price index percentage changes for the net output of selected industries and their products, not seasonally adjusted — Continued
 [October 2023]

Title ¹	Industry code	Product code	Unadjusted 12-month percent change ²	Unadjusted 1-month percent change ²				
			Oct. 2022 to Oct. 2023 ^P	May to June	June to July ^P	July to Aug. ^P	Aug. to Sept. ^P	Sept. to Oct. ^P
Boat building - Continued								
All other boats (excluding military and commercial).....		336612-8	7.5	0.2	0.0	0.0	0.0	0.0
Secondary products and miscellaneous receipts.....		336612-SM						
Miscellaneous receipts.....		336612-M	4.9	0.7	0.0	0.1	3.4	0.0
Other transportation equipment manufacturing.....	3369		2.0	0.1	-0.3	0.0	0.0	0.0
Other transportation equipment manufacturing.....	33699		2.0	0.1	-0.3	0.0	0.0	0.0
Motorcycle, bicycle, and parts mfg.....	336991		1.1	0.3	-0.1	0.0	0.0	0.0
Primary products.....		336991-P	1.0	0.3	-0.1	0.0	0.0	0.0
Motorcycles, including three-wheel motorbikes, motorscooters, mopeds, and parts.....		336991-3	3.3	0.4	0.0	0.0	0.0	0.0
Bicycles, including parts (excluding children's 2-wheel sidewalk cycles).....		336991-4	-10.4	-0.5	-0.7	0.0	0.0	0.0
Cycles, all types, tubular construction.....		336991-42	-11.5	0.0	0.0	0.0	0.0	0.0
Parts for bicycles, unicycles, and adult tricycles.....		336991-45	-9.4	-0.9	-1.4	0.0	0.0	0.1
Secondary products and miscellaneous receipts.....		336991-SM						
Secondary products.....		336991-S	10.2	0.0	0.0	0.0	0.0	0.0
All other transportation equipment mfg.....	336999		2.7	-0.1	-0.5	0.0	0.0	0.0
Primary products.....		336999-P	2.7	-0.1	-0.5	0.0	0.0	0.0
All-terrain vehicles and parts.....		336999-4	6.2	-0.3	-0.1	0.0	0.0	0.0
All other miscellaneous transportation equipment.....		336999-6	2.1	0.0	-0.8	0.0	0.0	0.0
Secondary products and miscellaneous receipts.....		336999-SM						
Secondary products.....		336999-S	3.1	0.0	0.0	0.0	0.0	0.0
Furniture & related product mfg.....	337		1.8	0.0	0.4	-0.2	0.0	-0.8
HH & institutional furniture & kitchen cabinet mfg.....	3371		0.9	0.1	0.2	-0.1	0.0	-1.4
Wood kitchen cabinet & countertop mfg.....	33711		1.6	-0.2	0.0	-0.4	0.0	0.1
Wood kitchen cabinet and countertop mfg.....	337110		1.6	-0.2	0.0	-0.4	0.0	0.1
Primary products.....		337110-P	1.3	-0.2	0.0	-0.7	0.0	0.3
Custom wood kitchen cabinets, bathroom vanities, and related cabinet sold directly to customers.....		337110-H	0.7	0.0	0.0	-1.7	0.0	0.7
Stock wood kitchen cabinets and related cabinetwork for permanent installation. . .		337110-1	0.3	-0.5	0.0	-0.7	0.0	0.3
Secondary products and miscellaneous receipts.....		337110-SM						
Household & institutional furniture mfg.....	33712		0.6	0.3	0.3	0.1	0.0	-2.2
Upholstered household furniture mfg.....	337121		-0.5	0.0	0.0	0.1	-0.1	-1.7
Primary products.....		337121-P	-1.2	0.0	0.0	0.1	-0.1	-1.8
Upholstered household furniture, excl. dual-purpose sleep furniture.....		337121-1	-1.7	0.0	0.0	0.1	-0.1	-2.3
Upholstered household sofas, davenports, settees, and loveseats, except custom.....		337121-11	-3.2	0.0	0.0	0.0	-0.1	-2.9
Upholstered household sectional sofa pieces, except custom.....		337121-12	0.0	0.0	0.0	0.3	-0.1	-1.5
Upholstered household rocking chairs, including swivel rockers, except custom.....		337121-13	-1.5	0.0	0.0	0.0	-0.1	0.0
Other upholstered household furniture, including custom sold at retail.....		337121-15	1.1	0.3	0.0	0.3	-0.1	0.0
Dual-purpose sleep furniture incl. futon, conv. sofa, jackknife & chair beds, except custom.....		337121-4	0.3	0.0	0.0	0.0	0.0	0.6
Secondary products and miscellaneous receipts.....		337121-SM						
Miscellaneous receipts.....		337121-M	-	0.0	-	-	-	-
Nonupholstered wood household furniture mfg.....	337122		-2.6	2.4	1.7	0.0	0.0	-9.2
Primary products.....		337122-P	-5.5	3.1	2.2	0.0	0.0	-11.8
Wood dining room, kitchen, outdoor, and ready-to-assemble furniture, excl. cabinets and custom.....		337122-G	-	3.9	0.7	0.0	0.0	-
Wood household den, family room, library, and living room furniture, except custom.....		337122-1	2.9	0.9	0.4	0.0	0.0	0.0
Wood bedroom furniture, including infants' and children's, except custom.....		337122-8	1.4	0.3	0.1	0.0	0.0	-0.2
Secondary products and miscellaneous receipts.....		337122-SM						
Secondary products.....		337122-S	22.3	0.1	0.8	0.0	0.0	-0.4
Household furniture (except wood and upholstered) mfg.....	337126		3.5	-0.8	0.0	0.0	-0.3	0.2
Primary products.....		337126-P	-0.1	-0.8	0.0	0.0	-0.1	0.2
Metal dining room and kitchen furniture, incl. padded and plain chairs and stools..		337126-1	4.0	1.7	0.3	0.4	-1.1	-1.3
Metal outdoor and casual furniture, incl. beach, lawn, garden and porch.....		337126-3	-0.2	-3.4	0.0	0.0	0.0	0.9
Nonupholstered household furniture (except wood and metal).....		337126-6	0.3	0.0	0.0	0.0	0.0	0.0
Secondary products and miscellaneous receipts.....		337126-SM						
Secondary products.....		337126-S	1.7	-0.8	0.0	-0.2	-1.8	0.8
Institutional furniture mfg.....	337127		4.5	0.0	0.3	0.0	0.5	0.2
Primary products.....		337127-P	4.7	0.0	0.3	0.0	0.5	0.2
Other institutional furniture.....		337127-B	7.9	0.1	1.1	-0.2	-0.1	0.5

See footnotes at end of table.

Table 12. Producer price index percentage changes for the net output of selected industries and their products, not seasonally adjusted — Continued
 [October 2023]

Title ¹	Industry code	Product code	Unadjusted 12-month percent change ²	Unadjusted 1-month percent change ²				
				Oct. 2022 to Oct. 2023 ^P	May to June	June to July ^P	July to Aug. ^P	Aug. to Sept. ^P
Institutional furniture mfg - Continued								
School furniture (except stone and concrete), excl. library furniture.....		337127-1	5.9	0.0	0.0	0.4	2.2	0.4
Public building and related furniture, excl. bar, bowling, cafeteria, restaurant and school.....		337127-5	2.2	0.0	0.0	0.0	0.0	0.0
Public furniture (bar, bowling center, cafeteria, and restaurant).....		337127-8	2.4	0.0	0.0	-0.1	0.7	0.0
Secondary products and miscellaneous receipts.....		337127-SM						
Miscellaneous receipts.....		337127-M	4.8	0.0	-1.2	-0.8	0.0	0.0
Secondary products.....		337127-S	0.3	0.2	0.2	-0.3	0.0	-0.2
Office furniture (including fixtures) mfg.....	3372		3.0	-0.3	0.8	-0.3	0.2	-0.4
Office furniture (including fixtures) mfg.....	33721		3.0	-0.3	0.8	-0.3	0.2	-0.4
Wood office furniture mfg.....	337211		-0.5	-0.1	0.2	0.0	0.0	0.0
Primary products.....		337211-P	-0.4	0.3	0.2	0.0	0.0	0.0
Wood office furniture panel systems, desking systems, and other wood office furniture.....		337211-A	0.2	0.0	0.0	0.0	0.0	0.0
Wood office seating, including upholstered.....		337211-1	-4.1	0.0	1.1	0.0	0.0	0.0
Wood office desks and desk extensions.....		337211-4	3.6	0.7	0.0	0.0	0.0	0.0
Wood office files, storage units, and tables.....		337211-7	1.3	0.4	0.0	0.0	0.0	0.0
Secondary products and miscellaneous receipts.....		337211-SM						
Secondary products.....		337211-S	-3.0	-4.1	0.0	0.0	0.0	0.0
Custom architectural woodwork and millwork.....	337212		6.5	0.0	2.4	0.1	0.0	1.5
Primary products.....		337212-P	6.5	0.0	2.2	0.2	0.0	1.6
Custom architectural woodwork, millwork, and fixtures.....		337212-0	6.5	0.0	2.2	0.2	0.0	1.6
Secondary products and miscellaneous receipts.....		337212-SM						
Office furniture, except wood, mfg.....	337214		6.0	0.1	0.3	-0.4	-0.3	0.1
Primary products.....		337214-P	6.2	0.1	0.3	-0.4	-0.3	0.1
Office furniture, other types, except wood, including panel systems.....		337214-A	-	-	0.0	-1.1	-0.3	0.8
Office seating, including upholstered, except wood.....		337214-1	0.6	0.0	0.0	0.0	0.0	0.0
Office desk and desk extensions, except wood.....		337214-4	-	-	0.0	0.0	0.0	-0.1
Office files, storage units, and tables, except wood.....		337214-7	8.2	0.5	1.3	0.2	-0.6	-0.6
Secondary products and miscellaneous receipts.....		337214-SM						
Showcases, partitions, shelving, and lockers mfg.....	337215		-3.1	-1.0	-0.2	-0.9	0.8	-3.2
Primary products.....		337215-P	-3.5	-1.1	-0.1	-1.0	0.9	-3.2
Bookstacks and other shelving, except wood.....		337215-A2	-	0.9	0.7	-1.0	-	-
Storage racks and accessories, except wood.....		337215-E	-12.2	-1.9	-2.2	-5.0	0.0	0.0
Fixtures (bank, office, and store), except wood.....		337215-G	14.1	-0.7	0.0	0.0	3.2	2.8
Wood furniture dimensions and nonwood furniture parts and frames.....		337215-L	-	-	-	-	-	-
Secondary products and miscellaneous receipts.....		337215-SM						
Other furniture related product mfg.....	3379		1.0	0.0	0.0	0.0	-0.4	0.0
Mattress mfg.....	33791		-0.7	0.1	0.0	0.0	-0.6	0.0
Mattress mfg.....	337910		-0.7	0.1	0.0	0.0	-0.6	0.0
Primary products.....		337910-P	-0.7	0.1	0.0	0.0	-0.6	0.0
Mattress and foundation sets.....		337910-E	-2.0	0.0	0.0	0.0	0.0	0.0
Innerspring mattresses, excluding crib-size.....		337910-1	1.9	0.2	0.0	1.0	-1.1	0.0
Other mattresses, including crib, foam, waterbed mattresses and mattress inserts.....		337910-4	2.5	0.0	0.0	0.1	0.0	0.0
Foundations, excl. innerspring units, hybrid-type flotation, ensembles, and adjustable units.....		337910-7	-7.2	-0.4	0.4	0.0	-2.0	0.5
Secondary products and miscellaneous receipts.....		337910-SM						
Blind & shade mfg.....	33792		8.2	0.0	0.0	0.0	0.0	0.0
Blind and shade mfg.....	337920		8.2	0.0	0.0	0.0	0.0	0.0
Primary products.....		337920-P	10.6	0.0	0.0	0.0	0.0	0.0
Other blinds and shades, including curtain and drapery fixtures, poles and rods... ..		337920-8	-	0.0	0.0	0.0	0.0	0.0
Secondary products and miscellaneous receipts.....		337920-SM						
Miscellaneous mfg.....	339		3.0	0.3	-0.1	0.0	0.0	0.1
Medical equipment & supplies mfg.....	3391		2.8	0.6	0.0	0.1	0.0	0.1
Medical equipment & supplies mfg.....	33911		2.8	0.6	0.0	0.1	0.0	0.1
Surgical and medical instrument mfg.....	339112		1.8	0.0	-0.1	0.0	-0.1	0.2
Primary products.....		339112-P	1.9	0.0	-0.1	0.0	-0.1	0.2
Surgical and medical instruments.....		339112-0	1.9	0.0	-0.1	0.0	-0.1	0.2
Surgical and orthopedic instruments.....		339112-01	1.3	0.0	-0.2	0.0	0.0	0.0
Surgical and medical catheters.....		339112-05	-0.2	0.0	0.0	0.0	0.0	0.2

See footnotes at end of table.

Table 12. Producer price index percentage changes for the net output of selected industries and their products, not seasonally adjusted — Continued
 [October 2023]

Title ¹	Industry code	Product code	Unadjusted 12-month percent change ²	Unadjusted 1-month percent change ²				
				Oct. 2022 to Oct. 2023 ^P	May to June	June to July ^P	July to Aug. ^P	Aug. to Sept. ^P
Surgical and medical instrument mfg - Continued								
Other surgical and medical apparatus and instruments, excluding parts.....		339112-06	2.4	0.0	0.0	0.0	-0.4	0.0
Parts for surgical and medical apparatus and instruments.....		339112-09	2.2	0.1	0.0	0.1	0.0	0.0
Secondary products and miscellaneous receipts.....		339112-SM						
Secondary products.....		339112-S	-1.3	0.0	0.0	0.0	0.0	0.0
Surgical appliance and supplies mfg.....	339113		2.9	0.6	0.0	0.3	0.2	-0.3
Primary products.....		339113-P	2.9	0.4	0.0	0.3	0.2	-0.4
Medical and surgical appliances and supplies, incl. orthopedic, prosthetic, and therapeutic.....		339113-2	1.7	0.5	-0.1	0.2	0.2	-0.4
Artificial joints and limbs.....		339113-21	—	-1.4	0.2	0.3	0.1	-1.0
Other orthopedic and prosthetic appliances.....		339113-22	0.4	0.0	0.1	0.0	0.3	0.0
Other medical and surgical appliances and supplies.....		339113-27	2.7	1.1	-0.2	0.3	0.2	-0.4
Hospital beds and specialized hospital furniture.....		339113-4	15.7	0.0	0.0	0.0	0.0	0.0
Personal industrial and nonindustrial safety equipment and clothing.....		339113-6	2.8	0.3	0.3	0.7	0.3	-0.2
Secondary products and miscellaneous receipts.....		339113-SM						
Secondary products.....		339113-S	3.4	2.8	0.1	0.1	0.0	0.0
Dental equipment and supplies mfg.....	339114		4.6	0.0	0.1	0.1	-0.1	1.3
Primary products.....		339114-P	4.5	0.0	-0.1	0.1	0.0	1.4
Dental professional equipment and supplies.....		339114-1	5.0	0.0	0.0	0.0	0.0	0.5
Professional dental equipment.....		339114-11	7.1	0.0	0.0	0.0	0.0	0.9
Professional dental supplies.....		339114-12	3.7	0.0	0.0	0.0	0.0	-0.2
Secondary products and miscellaneous receipts.....		339114-SM						
Ophthalmic goods mfg.....	339115		6.3	4.3	0.0	0.0	0.0	0.0
Primary products.....		339115-P	6.4	4.4	0.0	0.0	0.0	0.0
Secondary products and miscellaneous receipts.....		339115-SM						
Other miscellaneous mfg.....	3399		3.2	0.0	-0.1	-0.1	0.0	0.1
Jewelry & silverware mfg.....	33991		3.8	-1.1	-0.3	-0.5	0.3	-1.2
Jewelry and silverware mfg.....	339910		3.8	-1.1	-0.3	-0.5	0.3	-1.2
Primary products.....		339910-P	4.1	-1.1	-0.3	-0.5	0.3	-1.2
Jewelry, gold and platinum.....		339910-1	2.5	-1.7	-0.5	-0.9	0.5	-2.2
Costume jewelry and novelties.....		339910-4	7.1	0.0	0.0	0.0	0.0	0.0
All other jewelry and personal goods (excluding costume).....		339910-8	3.9	-0.5	-0.3	0.0	0.0	0.1
Secondary products and miscellaneous receipts.....		339910-SM						
Miscellaneous receipts.....		339910-M	0.4	-0.6	0.0	-0.1	0.0	-0.2
Sporting & athletic goods mfg.....	33992		2.6	0.0	0.0	0.0	0.1	0.1
Sporting and athletic goods mfg.....	339920		2.6	0.0	0.0	0.0	0.1	0.1
Primary products.....		339920-P	2.8	0.0	0.0	0.0	0.1	0.1
Other sporting and athletic goods.....		339920-A	2.4	0.0	0.0	0.0	0.0	0.0
Golf equipment, excluding apparel and shoes.....		339920-4	3.4	0.0	-0.1	0.0	0.0	0.5
Playground equipment.....		339920-5	9.8	0.0	0.0	0.0	0.7	0.0
Gymnasium and exercise equipment.....		339920-7	0.0	0.0	0.0	0.0	0.0	0.0
Secondary products and miscellaneous receipts.....		339920-SM						
Secondary products.....		339920-S	-0.9	0.0	0.0	0.0	2.0	0.0
Doll, toy & game mfg.....	33993		0.9	0.0	0.0	-0.3	0.0	0.0
Doll, toy, and game mfg.....	339930		0.9	0.0	0.0	-0.3	0.0	0.0
Primary products.....		339930-P	1.9	0.0	0.0	0.0	0.0	0.0
Models (operating & static), craft kits/supply, natural science kits, & collectors' miniatures.....		339930-6	1.6	0.0	0.0	0.0	0.0	0.0
Other nonelectronic toys, including parts.....		339930-8	3.2	0.0	0.0	0.0	0.0	0.0
Secondary products and miscellaneous receipts.....		339930-SM						
Office supplies (exc paper) mfg.....	33994		3.4	-0.3	-0.2	0.2	-0.2	0.5
Office supplies, except paper, mfg.....	339940		3.4	-0.3	-0.2	0.2	-0.2	0.5
Primary products.....		339940-P	2.9	-0.4	-0.2	0.2	-0.2	0.4
Pens, mechanical pencils, markers, and associated parts.....		339940-1	—	-1.7	—	—	—	—
Lead pencils, art goods, office supplies & small office equipment, excluding paper.....		339940-2	2.8	0.0	0.0	0.0	0.0	0.0
Marking devices.....		339940-3	5.2	0.1	0.0	0.0	-0.5	2.7
Secondary products and miscellaneous receipts.....		339940-SM						
Miscellaneous receipts.....		339940-M	9.8	0.0	-0.4	0.0	0.0	4.3
Secondary Products.....		339940-S	9.5	4.1	0.0	0.4	0.0	0.0
Sign mfg.....	33995		4.8	0.0	0.2	0.0	0.0	0.5

See footnotes at end of table.

Table 12. Producer price index percentage changes for the net output of selected industries and their products, not seasonally adjusted — Continued
 [October 2023]

Title ¹	Industry code	Product code	Unadjusted 12-month percent change ²	Unadjusted 1-month percent change ²				
				Oct. 2022 to Oct. 2023 ^P	May to June	June to July ^P	July to Aug. ^P	Aug. to Sept. ^P
Sign mfg.	339950		4.8	0.0	0.2	0.0	0.0	0.5
Primary products.....		339950-P	5.0	0.0	0.2	0.0	0.0	0.5
Nonelectric signs and displays, including trade show exhibits.....		339950-4	5.6	0.0	0.4	0.0	0.0	0.9
Secondary products and miscellaneous receipts.....		339950-SM						
All other misc mfg.	339999		2.6	0.4	-0.2	0.0	0.0	0.1
Gasket, packing, and sealing device mfg.	339991		3.9	1.2	-1.3	0.0	0.1	0.0
Primary products.....		339991-P	3.9	1.3	-1.4	0.0	0.1	0.0
Compression packing.....		339991-1	3.3	0.0	0.0	0.0	0.0	0.0
Molded packing and seals.....		339991-2	4.0	2.0	-0.6	0.0	0.0	0.0
Nonmetallic gaskets and gasketing.....		339991-3	3.1	2.6	-3.7	0.1	0.0	0.0
Metallic gaskets and machined seals.....		339991-7	1.9	0.0	0.0	0.0	0.0	0.0
Rotary oil seals.....		339991-9	11.7	0.0	0.0	0.0	0.5	0.0
Secondary products and miscellaneous receipts.....		339991-SM						
Miscellaneous receipts.....		339991-M	1.3	0.0	0.0	0.0	0.0	0.0
Secondary products.....		339991-S	5.5	0.1	0.1	0.0	0.1	0.0
Musical instrument mfg.	339992		3.2	0.0	0.6	0.0	0.0	0.1
Primary products.....		339992-P	3.2	0.0	0.6	0.0	0.0	0.1
Nonelectronic pianos, organs, and nonelectronic pianos and organ parts, excluding benches.....		339992-A	2.6	0.0	0.2	0.0	0.0	0.0
Other musical instruments and parts.....		339992-7	3.2	0.0	0.6	0.0	0.0	0.1
Other electronic musical instruments, excluding electronic organs.....		339992-71	1.8	0.0	0.0	0.0	0.0	0.1
Other nonelectronic musical instruments.....		339992-72	3.5	0.0	0.5	0.0	0.0	0.0
Parts and accessories for other musical instruments, sold separately, excl. benches & cases.....		339992-73	5.0	—	—	0.0	0.0	0.0
Secondary products and miscellaneous receipts.....		339992-SM						
Miscellaneous receipts.....		339992-M	6.1	0.0	0.0	0.0	0.0	0.0
Fastener, button, needle, and pin mfg.	339993		3.5	0.0	0.0	0.0	2.0	0.0
Primary products.....		339993-P	3.5	0.0	0.0	0.0	2.0	0.0
Fasteners, zippers, buttons, needles, pins, and buckles (except precious metal) ..		339993-0	3.5	0.0	0.0	0.0	2.0	0.0
Secondary products and miscellaneous receipts.....		339993-SM						
Broom, brush, and mop mfg.	339994		2.3	-0.1	0.0	0.0	0.0	0.1
Primary products.....		339994-P	2.9	-0.1	0.0	0.0	0.0	0.1
Brooms, mops and dusters.....		339994-1	3.6	0.0	0.0	0.0	0.0	0.0
Mops and dusters, including refills.....		339994-13	3.0	0.0	0.0	0.0	0.0	0.0
Paint and varnish brushes, paint holders, pads, roller frames and rollers.....		339994-3	3.2	0.0	0.0	0.0	0.0	0.0
Paint and varnish brushes.....		339994-31	4.9	0.0	0.0	0.0	0.0	0.0
Paint holders, pads, roller frames and rollers.....		339994-32	1.8	0.0	0.0	0.0	0.0	0.0
Other types of brushes.....		339994-5	2.6	-0.1	0.0	0.0	0.0	0.2
Personal brushes.....		339994-51	0.3	-0.3	0.0	0.0	0.0	0.0
All other types of brushes, except personal.....		339994-52	4.2	0.0	0.0	0.0	0.0	0.3
Secondary and miscellaneous receipts.....		339994-SM						
Burial casket mfg.	339995		2.9	0.0	0.0	0.0	-1.8	0.0
Primary products.....		339995-P	2.5	0.0	0.0	0.0	-1.8	0.0
Metal burial caskets and coffins, completely lined and trimmed, adult sizes only. ..		339995-1	-0.9	0.0	0.0	0.0	-1.2	0.0
Secondary products and miscellaneous receipts.....		339995-SM						
All other miscellaneous mfg.	339999		1.7	0.1	0.2	0.0	0.0	0.1
Primary products.....		339999-P	1.7	0.1	0.2	0.0	0.0	0.1
Mirror and picture frames and framed pictures.....		339999-E	1.1	0.0	1.1	0.0	0.0	0.0
All other miscellaneous fabricated products, incl. fire extinguishers and umbrellas.....		339999-L	2.2	0.2	0.1	0.0	-0.1	0.1
Candles, including tapers.....		339999-5	0.0	0.0	0.0	0.0	0.0	0.0
Secondary products and miscellaneous receipts.....		339999-SM						
Secondary products.....		339999-S	-3.1	0.1	-0.1	-0.1	0.2	0.5
Services industries								
Merchant wholesalers, durable goods.....	423		5.9	-1.4	2.4	-0.2	-1.6	0.9
Motor vehicle and parts merchant wholesalers.....	4231		10.3	-1.0	6.8	0.6	-4.8	0.9
Motor vehicle and parts merchant wholesalers.....	42310		10.3	-1.0	6.8	0.6	-4.8	0.9
Motor vehicle and parts merchant wholesalers.....	423100		10.3	-1.0	6.8	0.6	-4.8	0.9
Primary services.....		423100-P	9.9	-1.0	7.1	0.6	-5.0	0.9
Motor vehicle and parts wholesaler services.....		423100-1	9.9	-1.0	7.1	0.6	-5.0	0.9
Furniture and home furnishing merchant wholesalers.....	4232		-6.1	-0.2	-4.9	-3.5	1.0	0.0

See footnotes at end of table.

Table 12. Producer price index percentage changes for the net output of selected industries and their products, not seasonally adjusted — Continued
 [October 2023]

Title ¹	Industry code	Product code	Unadjusted 12-month percent change ²	Unadjusted 1-month percent change ²				
				Oct. 2022 to Oct. 2023 ^P	May to June	June to July ^P	July to Aug. ^P	Aug. to Sept. ^P
Furniture and home furnishing merchant wholesalers.....	42320		-6.1	-0.2	-4.9	-3.5	1.0	0.0
Furniture and home furnishing merchant wholesalers.....	423200		-6.1	-0.2	-4.9	-3.5	1.0	0.0
Primary services.....		423200-P	-6.1	-0.2	-4.9	-3.5	1.0	0.0
Furniture and home furnishing wholesaler services.....		423200-1	-6.1	-0.2	-4.9	-3.5	1.0	0.0
Lumber and other construction materials merchant wholesalers.....	4233		-6.5	0.2	1.3	1.4	0.4	0.3
Lumber and other construction materials merchant wholesalers.....	42330		-6.5	0.2	1.3	1.4	0.4	0.3
Lumber and other construction materials merchant wholesalers.....	423300		-6.5	0.2	1.3	1.4	0.4	0.3
Primary services.....		423300-P	-6.6	0.2	1.4	1.4	0.4	0.3
Lumber and other construction material wholesaler services.....		423300-1	-6.6	0.2	1.4	1.4	0.4	0.3
Other receipts.....		423300-SM	-	-0.3	0.0	1.0	0.0	0.0
Professional and commercial equipment and supplies merchant wholesalers.....	4234		7.1	-2.0	0.3	2.6	-4.3	0.2
Professional and commercial equipment and supplies merchant wholesalers.....	42340		7.1	-2.0	0.3	2.6	-4.3	0.2
Professional and commercial equipment and supplies merchant wholesalers.....	423400		7.2	-2.0	0.3	2.6	-4.3	0.2
Primary services.....		423400-P	6.9	-2.2	0.6	2.5	-5.0	0.3
Professional and commercial equipment and supplies wholesaler services.....		423400-1	6.9	-2.2	0.6	2.5	-5.0	0.3
Other receipts.....		423400-SM	-	-1.0	-1.7	3.2	0.1	0.0
Metal and mineral (except petroleum) merchant wholesalers.....	4235		-11.6	-3.4	-5.0	-8.7	-6.9	3.6
Metal and mineral (except petroleum) merchant wholesalers.....	42350		-11.6	-3.4	-5.0	-8.7	-6.9	3.6
Metal and mineral (except petroleum) merchant wholesalers.....	423500		-11.7	-3.3	-5.1	-8.8	-6.9	3.7
Primary services.....		423500-P	-12.4	-3.0	-5.2	-9.1	-7.2	3.9
Metals and minerals wholesaler services.....		423500-1	-12.4	-3.0	-5.2	-9.1	-7.2	3.9
Household appliances and electrical and electronic goods merchant wholesalers.....	4236		10.0	-3.7	3.0	-0.9	4.6	-0.2
Household appliances and electrical and electronic goods merchant wholesalers.....	42360		10.0	-3.7	3.0	-0.9	4.6	-0.2
Household appliances and electrical and electronic goods merchant wholesalers.....	423600		9.7	-3.7	3.0	-0.9	4.6	-0.2
Primary services.....		423600-P	11.9	-4.1	2.9	-0.2	2.8	-0.2
Household appliances, electrical, and electronics wholesaler services.....		423600-1	11.9	-4.1	2.9	-0.2	2.8	-0.2
Hardware, plumbing and heating equipment and supplies merchant wholesalers.....	4237		10.5	2.6	3.9	1.0	-2.5	6.9
Hardware, plumbing and heating equipment and supplies merchant wholesalers.....	42370		10.5	2.6	3.9	1.0	-2.5	6.9
Hardware, plumbing, and heating equipment and supplies merchant wholesalers.....	423700		10.4	2.6	3.9	1.0	-2.5	6.9
Primary services.....		423700-P	11.7	2.6	4.0	1.3	-2.5	6.9
Hardware, plumbing, and heating equipment and supplies wholesaler services.....		423700-1	11.7	2.6	4.0	1.3	-2.5	6.9
Machinery, equipment, and supplies merchant wholesalers.....	4238		5.6	0.2	0.9	0.3	-0.7	0.4
Machinery, equipment, and supplies merchant wholesalers.....	42380		5.6	0.2	0.9	0.3	-0.7	0.4
Machinery and supply merchant wholesalers.....	423800		5.6	0.2	0.9	0.3	-0.7	0.4
Primary services.....		423800-P	4.9	0.5	1.1	0.8	-1.3	0.7
Machinery and supply wholesaler services.....		423800-1	4.9	0.5	1.1	0.8	-1.3	0.7
Other receipts.....		423800-SM	8.6	-1.5	0.1	-2.1	2.3	-0.9
Miscellaneous durable goods merchant wholesalers (except materials recyclers).....	4239		5.8	-1.0	3.6	-1.5	2.3	0.8
Miscellaneous durable goods merchant wholesalers (except materials recyclers).....	42390		5.8	-1.0	3.6	-1.5	2.3	0.8
Miscellaneous durable goods, except recyclable material, merchant wholesalers.....	423900		5.8	-1.0	3.6	-1.5	2.3	0.8
Primary services.....		423900-P	5.8	-1.0	3.7	-1.5	2.3	0.8
Miscellaneous durable goods wholesaler services.....		423900-1	5.8	-1.0	3.7	-1.5	2.3	0.8
Merchant wholesalers, nondurable goods.....	424		3.6	0.5	4.2	-0.3	-0.7	0.6
Paper and paper product merchant wholesalers.....	4241		3.8	-0.5	0.0	0.9	1.0	0.7
Paper and paper product merchant wholesalers.....	42410		3.8	-0.5	0.0	0.9	1.0	0.7
Paper and paper product merchant wholesalers.....	424100		3.6	-0.5	0.0	0.9	0.9	0.6
Primary services.....		424100-P	2.0	-0.6	0.2	1.0	0.2	0.3
Paper wholesaler services.....		424100-1	2.0	-0.6	0.2	1.0	0.2	0.3
Wholesaling of paper and paper products.....		424100-11	-0.4	-1.0	0.1	0.8	-0.1	0.2
Wholesaling of all other goods, except paper and paper products.....		424100-12	23.8	2.6	0.9	2.2	2.5	0.4
Drugs and druggists' sundries merchant wholesalers.....	4242		1.3	-2.9	6.3	-1.9	-1.7	2.7
Drugs and druggists' sundries merchant wholesalers.....	42420		1.3	-2.9	6.3	-1.9	-1.7	2.7
Drugs and druggists' sundries merchant wholesalers.....	424200		1.3	-2.9	6.3	-1.9	-1.7	2.7
Primary products.....		424200-P	1.3	-2.9	6.3	-1.9	-1.7	2.7
Wholesaling of pharmaceuticals.....		424200-1	-1.0	-5.8	10.4	-3.5	-2.8	7.9

See footnotes at end of table.

Table 12. Producer price index percentage changes for the net output of selected industries and their products, not seasonally adjusted — Continued
 [October 2023]

Title ¹	Industry code	Product code	Unadjusted 12-month percent change ²	Unadjusted 1-month percent change ²				
				Oct. 2022 to Oct. 2023 ^P	May to June	June to July ^P	July to Aug. ^P	Aug. to Sept. ^P
Drugs and druggists' sundries merchant wholesalers - Continued								
Wholesaling of all other goods, except pharmaceuticals.		424200-2	2.7	0.7	1.6	0.1	-0.4	-3.6
Apparel and piece goods merchant wholesalers.	4243		1.6	2.1	-1.9	6.1	2.8	-0.4
Apparel and piece goods merchant wholesalers.	42430		1.6	2.1	-1.9	6.1	2.8	-0.4
Apparel and piece goods merchant wholesalers.	424300		1.6	2.1	-1.9	6.1	2.8	-0.4
Primary services.		424300-P	1.6	2.1	-1.9	6.1	2.8	-0.4
Apparel wholesaler services.		424300-1	1.6	2.1	-1.9	6.1	2.8	-0.4
Wholesaling of apparel.		424300-11	2.3	0.2	-1.6	6.1	3.7	-0.8
Grocery and related product merchant wholesalers.	4244		4.6	-1.7	6.8	-0.8	-0.1	-1.2
Grocery and related product merchant wholesalers.	42440		4.6	-1.7	6.8	-0.8	-0.1	-1.2
Grocery and related product merchant wholesalers.	424400		4.6	-1.7	6.8	-0.8	-0.1	-1.2
Primary services.		424400-P	4.7	-1.7	6.9	-0.8	-0.1	-1.2
Grocery and related product wholesaler services.		424400-1	4.7	-1.7	6.9	-0.8	-0.1	-1.2
Wholesaling of fresh meat, seafood, dairy, and fruits and vegetables.		424400-11	0.0	-6.3	2.6	-0.9	-1.1	-2.5
Wholesaling of packaged frozen and canned foods.		424400-12	1.1	0.6	7.9	1.0	1.1	-0.1
Wholesaling of baked goods, non-alcoholic beverages, and all other groceries.		424400-13	-1.3	0.0	5.1	-1.6	-0.7	-1.3
Wholesaling of all other goods, except groceries.		424400-14	58.8	0.2	22.5	-2.0	1.3	-0.3
Farm product raw material merchant wholesalers.	424500		-	18.6	-1.7	12.0	-18.8	-0.5
Primary services.		424500-P	-	19.8	-1.8	12.6	-19.7	-0.5
Farm product raw material wholesaler services.		424500-1	-	19.8	-1.8	12.6	-19.7	-0.5
Wholesaling of grain and field beans.		424500-11	-	31.2	1.4	13.7	-32.8	-
Wholesaling of all other goods.		424500-13	-	3.3	-7.8	10.2	7.7	-0.5
Chemicals and allied products merchant wholesalers.	4246		-3.7	-1.1	-3.4	0.6	-1.0	0.3
Chemicals and allied products merchant wholesalers.	42460		-3.7	-1.1	-3.4	0.6	-1.0	0.3
Chemicals and allied products merchant wholesalers.	424600		-3.7	-1.0	-3.4	0.6	-1.0	0.3
Primary services.		424600-P	-3.7	-1.0	-3.5	0.6	-1.1	0.3
Wholesaling of chemicals, plastics, and allied products.		424600-1	-4.8	-1.8	-4.3	1.1	-1.8	1.7
Wholesaling of all other goods, except chemicals, plastics, and allied products.		424600-2	9.5	2.3	0.0	-1.7	2.0	-5.0
Petroleum and petroleum products merchant wholesalers.	4247		6.6	2.7	5.7	-3.3	1.0	1.5
Petroleum and petroleum products merchant wholesalers.	42470		6.6	2.7	5.7	-3.3	1.0	1.5
Petroleum and petroleum products merchant wholesalers.	424700		6.6	2.7	5.7	-3.3	1.0	1.5
Primary services.		424700-P	6.5	2.7	5.7	-3.3	1.0	1.5
Wholesaling of petroleum products.		424700-1	7.0	2.7	6.0	-3.5	1.1	1.6
Wholesaling of all other goods, except petroleum products.		424700-2	-13.6	-0.3	-4.4	4.5	-2.1	-0.9
Beer, wine, and distilled alcoholic beverage merchant wholesalers.	4248		1.4	-0.4	-0.1	0.2	0.3	0.0
Beer, wine, and distilled alcoholic beverage merchant wholesalers.	42480		1.4	-0.4	-0.1	0.2	0.3	0.0
Beer, wine, and distilled alcoholic beverage merchant wholesalers.	424800		1.4	-0.4	-0.1	0.2	0.3	0.0
Primary services.		424800-P	1.4	-0.4	-0.1	0.2	0.3	0.0
Alcoholic beverage wholesaler services.		424800-1	1.4	-0.4	-0.1	0.2	0.3	0.0
Wholesaling of beer, wine, and distilled alcoholic beverages.		424800-11	1.4	-0.4	-0.1	0.2	0.3	0.0
Wholesaling of all other goods, except alcoholic beverages.		424800-12	3.4	-2.4	-0.2	1.1	1.0	0.0
Miscellaneous nondurable goods merchant wholesalers.	4249		14.2	2.6	3.0	4.2	0.8	-0.3
Miscellaneous nondurable goods merchant wholesalers.	42490		14.2	2.6	3.0	4.2	0.8	-0.3
Miscellaneous nondurable goods merchant wholesalers.	424900		14.2	2.6	3.0	4.2	0.8	-0.3
Primary services.		424900-P	14.0	2.6	2.8	4.3	0.8	-0.3
Miscellaneous nondurable good wholesaler services.		424900-1	14.0	2.6	2.8	4.3	0.8	-0.3
Material recyclers.	429930		5.0	-6.8	-1.5	1.1	1.8	-1.7
Primary products.		429930-P	6.1	-7.7	-2.1	0.9	1.9	-1.7
Ferrous metal scrap.		429930-1	4.0	-9.9	-3.0	0.9	0.7	-3.4
Carbon steel scrap.		429930-11	4.5	-9.8	-3.5	1.1	0.6	-3.0
Carbon steel scrap bundles.		429930-112	6.4	-11.5	-4.8	0.1	-11.6	0.0
Shredded carbon steel scrap.		429930-113	0.3	-11.4	-4.7	-0.1	0.8	-4.6
Cut plate and structural scrap.		429930-114	10.0	-7.7	-0.7	2.9	0.7	-2.3
Stainless and alloy steel scrap.		429930-12	8.2	-10.2	3.3	0.5	0.9	-8.8
Cast iron scrap.		429930-13	-	-	-	-	-	-0.9
Nonferrous metal scrap.		429930-2	-7.1	-2.9	-2.8	0.3	-1.4	-1.7
Copper base scrap.		429930-21	6.3	0.2	-0.3	-1.1	-0.6	-3.5
No 1 copper wire, heavy.		429930-211	7.3	0.1	-1.3	-0.9	0.1	-4.6

See footnotes at end of table.

Table 12. Producer price index percentage changes for the net output of selected industries and their products, not seasonally adjusted — Continued
 [October 2023]

Title ¹	Industry code	Product code	Unadjusted 12-month percent change ²	Unadjusted 1-month percent change ²				
			Oct. 2022 to Oct. 2023 ^P	May to June	June to July ^P	July to Aug. ^P	Aug. to Sept. ^P	Sept. to Oct. ^P
Material recyclers - Continued								
No 2 copper wire, mixed.....		429930-212	9.9	-0.1	0.2	-0.9	-2.2	-3.3
Yellow brass scrap.....		429930-213	11.6	1.0	1.6	-2.0	-1.3	-0.6
Used beverage can scrap.....		429930-223	-6.4	-4.1	-7.0	1.7	-5.5	-1.0
Other nonferrous scrap (including lead, zinc and precious metals).....		429930-23	-30.8	-11.4	-7.1	1.4	-2.2	-1.6
Recyclable paper.....		429930-3	33.2	3.3	-0.4	2.3	15.9	13.5
News and other low grade recyclable paper.....		429930-31	-21.5	0.3	-1.4	-7.7	13.3	10.9
Corrugated recyclable paper.....		429930-33	54.3	5.8	2.0	6.0	8.5	13.0
High grade recyclable paper (including pulp substitutes and deinking).....		429930-34	17.0	-1.7	-6.2	-4.0	39.4	15.3
Recyclable materials, excluding metals and paper.....		429930-4	-9.8	-0.9	7.2	-0.6	-0.3	-7.7
Recyclable plastics.....		429930-42	-	-7.1	0.4	-5.5	-2.9	-
Other receipts.....		429930-SM1	-	-	-	-	-	-
Motor vehicle and parts dealers.....	441		-12.5	-0.3	-1.0	0.0	-0.3	-1.3
Automobile dealers.....	4411		-16.7	0.0	-0.8	0.1	-0.8	-1.8
New car dealers.....	44111		-16.7	0.0	-0.8	0.1	-0.8	-1.8
New car dealers.....	441110		-17.8	0.0	-1.0	0.6	-1.0	-2.0
Primary services.....		441110-P	-19.6	0.1	-1.5	1.7	-1.6	-2.5
Vehicle sales.....		441110-1	-29.8	0.0	-1.8	-0.6	-1.4	-3.3
New vehicle sales.....		441110-101	-31.3	0.5	-0.9	-1.0	-1.3	-3.9
Used vehicle sales.....		441110-102	-13.4	-3.3	-7.1	1.9	-1.7	0.0
Service labor and parts.....		441110-2	9.3	0.4	-0.4	8.8	-2.2	0.0
Other receipts.....		441110-SM	-8.2	-0.2	0.9	-3.7	1.4	0.0
Recreational vehicle dealers.....	44121		-7.7	-3.0	1.3	-5.2	-2.3	2.5
Recreational vehicle dealers.....	441210		-7.7	-3.0	1.3	-5.2	-2.3	2.5
Primary services.....		441210-P	-9.1	-3.0	1.2	-5.7	-2.6	2.7
Recreational vehicle dealer services.....		441210-1	-9.1	-3.0	1.2	-5.7	-2.6	2.7
Boat dealers.....	441222		-13.0	-3.7	-11.1	-0.2	2.0	0.6
Primary services.....		441222-P	-15.2	-4.0	-12.3	-0.2	1.9	0.4
Boat dealer services.....		441222-1	-15.2	-4.0	-12.3	-0.2	1.9	0.4
Other receipts.....		441222-SM3	-	0.0	-	-	-	-
Automotive parts, accessories and tire retailers.....	4413		1.8	0.1	0.0	0.4	1.1	-0.8
Automotive parts and accessories retailers.....	44133		2.3	-0.7	0.1	0.5	1.4	-0.8
Automotive parts and accessories retailers.....	441330		2.3	-0.7	0.1	0.5	1.4	-0.8
Primary services.....		441330-P	2.3	-0.7	0.1	0.5	1.4	-0.8
Automotive parts and accessories store services, in-store retailing.....		441330-A	2.3	-0.7	0.1	0.5	1.4	-0.8
Tire dealers.....	44134		0.8	1.7	-0.2	0.3	0.5	-0.7
Tire dealers.....	441340		0.8	1.7	-0.2	0.3	0.5	-0.7
Primary services.....		441340-P	0.8	1.7	-0.2	0.3	0.5	-0.7
Tire dealer services, in-store retailing.....		441340-A	0.8	1.7	-0.2	0.3	0.5	-0.7
Building material & garden supply retailers.....	444		0.5	0.4	1.9	-0.9	0.3	-0.8
Building material and supplies dealers.....	4441		-0.3	0.5	1.8	-1.3	0.3	-0.8
Building material and supplies dealers.....	44410		-0.3	0.5	1.8	-1.3	0.3	-0.8
Building materials and supplies dealers.....	444100		-0.3	0.5	1.8	-1.3	0.3	-0.8
Primary services.....		444100-P	-0.3	0.5	1.8	-1.3	0.3	-0.8
Building materials and supplies dealer services, in-store retailing.....		444100-A	-6.4	0.7	2.5	-1.7	0.4	-0.5
Retailing of building materials, paint, and hardware.....		444100-A1	-8.0	1.0	2.8	-2.2	0.8	-0.7
Retailing of all other goods.....		444100-A2	-0.7	-0.4	1.2	-0.2	-1.1	0.1
Lawn and garden equip and supplies retailers.....	4442		6.9	-0.2	2.0	0.8	0.6	-0.7
Nursery, garden, and farm supply retailers.....	44424		6.9	-0.2	2.0	0.8	0.6	-0.7
Nursery, garden, and farm supply retailers.....	444240		6.9	-0.2	2.0	0.8	0.6	-0.7
Primary services.....		444240-P	6.9	-0.2	2.0	0.8	0.6	-0.7
Nursery, garden center, and farm supply store services, in-store retailing.....		444240-A	6.9	-0.2	2.0	0.8	0.6	-0.7
Food and beverage retailers.....	445		4.5	1.3	-1.4	1.8	0.3	0.6
Grocery retailers.....	4451		4.6	1.3	-1.6	2.3	0.3	0.3
Grocery (except convenience) retailers.....	44511		4.6	1.3	-1.6	2.3	0.3	0.3
Supermarkets and other grocery stores.....	445110		4.6	1.3	-1.6	2.3	0.3	0.3
Primary services.....		445110-P	4.6	1.3	-1.6	2.3	0.3	0.3

See footnotes at end of table.

Table 12. Producer price index percentage changes for the net output of selected industries and their products, not seasonally adjusted — Continued
 [October 2023]

Title ¹	Industry code	Product code	Unadjusted 12-month percent change ²	Unadjusted 1-month percent change ²				
			Oct. 2022 to Oct. 2023 ^P	May to June	June to July ^P	July to Aug. ^P	Aug. to Sept. ^P	Sept. to Oct. ^P
Supermarkets and other grocery stores - Continued								
Supermarket and other grocery store services.....		445110-3	4.6	1.3	-1.6	2.3	0.3	0.3
Retailing of food and beverage products.....		445110-32	3.7	1.2	-1.5	2.4	0.2	0.0
Retailing of fresh meats.....		445110-321	8.7	1.8	1.8	7.9	0.2	-7.3
Retailing of fresh fruits and vegetables.....		445110-322	4.6	3.1	0.8	1.5	0.7	-1.7
Retailing of bakery products.....		445110-323	2.8	-1.9	2.7	-0.8	1.9	-0.8
Retailing of dairy products.....		445110-324	-11.1	-3.9	1.2	-2.9	-3.3	-4.8
Retailing of deli products.....		445110-325	2.3	-1.2	1.0	-0.3	-0.1	1.2
Retailing of frozen food products.....		445110-326	-1.9	-1.0	-0.9	0.6	1.8	-0.4
Retailing of alcoholic beverages.....		445110-327	-6.1	1.8	-3.9	3.0	-0.6	2.9
Retailing of all other food and beverage products.....		445110-328	7.3	2.6	-4.9	2.9	0.5	4.2
Retailing of nonfood products.....		445110-33	8.5	2.0	-1.8	1.3	1.2	2.0
Retailing of cleaning and paper products.....		445110-331	9.1	6.6	-8.6	8.3	-0.1	1.6
Retailing of health and beauty products.....		445110-332	8.5	-2.7	-0.4	0.8	0.1	3.8
Retailing of all other nonfood products.....		445110-333	7.4	5.2	-0.3	-0.8	2.9	0.3
Specialty food retailers.....	4452		13.3	1.7	-0.6	-1.1	0.9	5.0
Specialty food retailers.....	445200		13.3	1.7	-0.6	-1.1	0.9	5.0
Primary services.....		445200-P	13.4	1.7	-0.6	-1.1	0.9	5.0
Specialty food retailer services, in-store retailing.....		445200-A	13.4	1.7	-0.6	-1.1	0.9	5.0
Beer, wine, and liquor retailers.....	4453		2.5	0.7	-0.8	-0.2	0.2	0.3
Beer, wine, and liquor retailers.....	44532		2.5	0.7	-0.8	-0.2	0.2	0.3
Beer, wine, and liquor retailers.....	445320		2.5	0.7	-0.8	-0.2	0.2	0.3
Primary services.....		445320-P	2.5	0.7	-0.8	-0.2	0.2	0.3
Beer, wine, and liquor retailer services, in-store retailing.....		445320-A	2.5	0.7	-0.8	-0.2	0.2	0.3
Retailing of beer, wine, and liquor.....		445320-A1	0.4	0.7	-0.9	-1.6	0.3	0.4
Retailing of all other goods and sales of prepared foods.....		445320-A2	15.8	0.9	-0.1	7.9	0.0	-0.4
Furniture, home furnishings, electronics, and appliance retailers.....	449		—	2.4	-0.9	-0.5	0.4	1.3
Furniture and Home Furnishings Retailers.....	4491		—	1.8	-1.3	0.2	-0.2	-0.9
Furniture retailers.....	44911		3.4	1.7	-1.2	0.3	-0.1	-0.8
Furniture retailers.....	449110		3.4	1.7	-1.2	0.3	-0.1	-0.8
Primary services.....		449110-P	3.5	1.6	-1.2	0.3	-0.2	-0.8
Furniture retailer services, in-store retailing.....		449110-A	3.5	1.6	-1.2	0.3	-0.2	-0.8
Other receipts.....		449110-SM	—	2.0	-0.3	-0.5	1.3	-2.3
Floor covering retailers.....	44912		-6.0	2.3	-1.7	0.1	-0.3	-1.1
Floor covering retailers.....	449121		-6.0	2.3	-1.7	0.1	-0.3	-1.1
Primary services.....		449121-P	-6.0	2.3	-1.7	0.1	-0.3	-1.1
Floor covering retailer services, in-store retailing.....		449121-A	-6.0	2.3	-1.7	0.1	-0.3	-1.1
Electronics and appliance retailers.....	4492		2.7	3.6	0.0	-1.9	1.5	5.5
Electronics and appliance retailers.....	44921		2.6	3.6	0.0	-1.9	1.5	5.5
Electronics and appliance retailers.....	449210		2.5	3.6	0.0	-1.9	1.5	5.5
Primary products.....		449210-P	1.4	3.6	0.0	-1.9	1.5	5.5
Electronics and appliance retailers services, in-store retailing.....		449210-A	9.3	5.5	-0.2	-1.6	-1.1	7.8
Retailing of entertainment and communication products.....		449210-A1	18.6	17.2	3.6	-6.9	6.4	11.7
Retailing of computers, hardware, software, and supplies.....		449210-A2	-3.3	-1.8	-2.1	-0.6	-2.0	6.0
Retailing of major household appliances.....		449210-A3	8.9	-1.2	-0.6	0.8	0.6	0.3
Retailing of all other goods.....		449210-A4	-1.4	1.9	-2.9	5.1	-10.5	4.2
Electronic and appliance retailers services, online retailing.....		449210-B	—	-0.3	0.3	-2.3	7.0	0.9
General merchandise retailers.....	455		-2.0	-0.9	-1.2	-0.6	0.1	0.3
Department stores.....	4551		7.2	-3.5	-2.2	-1.7	4.7	-1.4
Department stores.....	45511		7.2	-3.5	-2.2	-1.7	4.7	-1.4
Department stores.....	455110		7.2	-3.5	-2.2	-1.7	4.7	-1.4
Primary services.....		455110-P	7.2	-3.5	-2.2	-1.7	4.7	-1.4
Department store services, in-store retailing.....		455110-A	3.7	-3.7	1.0	-1.5	2.4	-1.6
Department store services, online retailing.....		455110-B	—	-3.2	-8.5	-2.2	9.6	-0.9
Other general merchandise retailers.....	4552		-3.5	-0.5	-1.1	-0.4	-0.6	0.6
Other general merchandise retailers.....	45521		-3.5	-0.5	-1.1	-0.4	-0.6	0.6
Warehouse clubs, supercenters, and other general merchandise retailers.....	455210		-3.5	-0.5	-1.1	-0.4	-0.6	0.6
Primary services.....		455210-P	-3.6	-0.5	-1.1	-0.4	-0.6	0.6

See footnotes at end of table.

Table 12. Producer price index percentage changes for the net output of selected industries and their products, not seasonally adjusted — Continued
 [October 2023]

Title ¹	Industry code	Product code	Unadjusted 12-month percent change ²	Unadjusted 1-month percent change ²				
				Oct. 2022 to Oct. 2023 ^P	May to June	June to July ^P	July to Aug. ^P	Aug. to Sept. ^P
Warehouse clubs, supercenters, and other general merchandise retailers - Continued								
Warehouse clubs, supercenters, and other general merch. retailer services, in-store retailing.....		455210-A	1.8	-0.9	-2.0	-0.7	-1.1	1.1
Warehouse clubs and supercenters.....		455210-A1	1.9	-1.0	-2.3	-0.8	-1.3	1.3
All other general merchandise stores.....		455210-A2	-0.4	-0.2	0.4	0.3	0.0	0.0
Health and personal care retailers.....	456		0.4	0.6	-0.8	1.5	-1.1	-0.3
Health and personal care retailers.....	4561		0.4	0.6	-0.8	1.5	-1.1	-0.3
Pharmacies and drug retailers.....	45611		0.3	0.3	-0.5	1.5	-1.3	-0.4
Pharmacies and drug retailers.....	456110		0.3	0.3	-0.5	1.5	-1.3	-0.4
Primary services.....		456110-P	0.3	0.3	-0.5	1.5	-1.3	-0.4
Pharmacy and drug retailer services, in-store retailing.....		456110-A	-2.3	0.4	-0.8	0.4	-2.1	0.3
Retailing of prescription drugs.....		456110-A1	-7.2	0.5	-1.7	-0.1	-4.2	1.2
Retailing of over-the-counter drugs and all other goods.....		456110-A2	12.0	0.3	1.8	1.8	3.3	-1.9
Retailing of over-the-counter drugs.....		456110-A21	29.6	-0.2	0.3	5.3	11.7	-6.6
Retailing of all other goods.....		456110-A22	6.7	0.5	2.4	0.7	0.3	0.0
Optical goods retailers.....	45613		-3.8	0.3	-3.9	1.3	1.4	0.0
Optical goods retailers.....	456130		-3.8	0.3	-3.8	1.2	1.4	0.0
Primary services.....		456130-P	-4.2	0.3	-4.4	1.4	1.6	0.0
Optical goods retailer services, in-store retailing.....		456130-A	-4.2	0.3	-4.4	1.4	1.6	0.0
Food (health) supplement retailers.....	456191		1.4	6.7	-3.4	1.0	-0.2	0.0
Primary services.....		456191-P	1.4	6.7	-3.4	1.0	-0.2	0.0
Food (health) supplement store services, in-store retailing.....		456191-A	1.4	6.7	-3.4	1.0	-0.2	0.0
Gasoline Stations and Fuel Dealers.....	457		-	-2.0	-6.8	3.8	-3.1	3.8
Gasoline stations.....	4571		-5.8	-0.6	-6.4	4.7	-1.7	2.8
Gasoline stations.....	45710		-5.8	-0.6	-6.4	4.7	-1.7	2.8
Gasoline stations.....	457100		-5.8	-0.6	-6.4	4.7	-1.7	2.8
Primary products.....		457100-P	-4.7	-0.8	-6.5	4.8	-1.7	3.0
Gasoline station services.....		457100-1	-4.7	-0.8	-6.5	4.8	-1.7	3.0
Retailing of automotive fuels and lubricants.....		457100-11	-10.0	-3.1	-8.9	7.1	-3.3	4.6
Retailing of all other goods, sales of prepared foods, and repair services.....		457100-12	7.6	4.1	-1.8	0.7	1.2	0.0
Fuel dealers.....	4572		14.1	-9.6	-8.8	-1.9	-11.7	11.1
Fuel dealers.....	45721		14.1	-9.6	-8.8	-1.9	-11.7	11.1
Fuel dealers.....	457210		14.1	-9.6	-8.8	-1.9	-11.7	11.1
Primary services.....		457210-P	13.9	-9.7	-8.9	-1.9	-11.9	11.3
Fuel dealer services.....		457210-1	13.9	-9.7	-8.9	-1.9	-11.9	11.3
Clothing and clothing accessories retailers.....	458		3.2	-4.6	-4.1	6.6	8.7	1.7
Clothing retailers.....	4581		3.0	-5.6	-4.0	1.3	16.5	2.4
Clothing retailers.....	45811		3.0	-5.6	-4.0	1.3	16.5	2.4
Clothing and clothing accessories retailers.....	458110		3.0	-5.6	-4.0	1.3	16.5	2.4
Primary services.....		458110-P	3.0	-5.6	-4.0	1.3	16.5	2.4
Clothing and clothing accessories retailer services, in-store retailing.....		458110-A	2.3	-5.7	-2.8	0.6	16.9	3.6
Retailing of apparel.....		458110-A1	4.1	-5.9	-2.6	1.2	15.7	4.2
Retailing of men's apparel.....		458110-A11	6.6	-1.6	0.4	5.1	4.8	2.7
Retailing of women's apparel.....		458110-A12	2.1	-7.4	-5.1	-2.5	21.6	4.3
Retailing of children's apparel.....		458110-A13	7.8	-7.8	2.8	9.0	15.6	7.0
Retailing of all other goods.....		458110-A2	-2.2	-5.3	-3.2	-1.0	20.2	2.0
Shoe retailers.....	4582		3.1	-4.4	-8.6	30.9	-4.5	-1.0
Shoe retailers.....	45821		3.1	-4.4	-8.6	30.9	-4.5	-1.0
Shoe retailers.....	458210		3.1	-4.4	-8.6	30.9	-4.5	-1.0
Primary services.....		458210-P	3.1	-4.4	-8.6	30.9	-4.5	-1.0
Shoe retailer services, in-store retailing.....		458210-A	3.1	-4.4	-8.6	30.9	-4.5	-1.0
Jewelry retailers.....	4583		5.6	-1.3	0.7	1.0	-0.9	2.0
Jewelry retailers.....	45831		5.6	-1.3	0.7	1.0	-0.9	2.0
Jewelry retailers.....	458310		5.6	-1.3	0.7	1.0	-0.9	2.0
Primary services.....		458310-P	5.6	-1.3	0.7	1.0	-0.9	2.0
Jewelry retailer services, in-store retailing.....		458310-A	9.2	0.9	0.8	1.3	-1.1	2.4
Sporting goods and hobby retailers.....	4591		0.5	-4.5	5.7	-0.5	-5.2	7.6

See footnotes at end of table.

Table 12. Producer price index percentage changes for the net output of selected industries and their products, not seasonally adjusted — Continued
 [October 2023]

Title ¹	Industry code	Product code	Unadjusted 12-month percent change ²	Unadjusted 1-month percent change ²				
			Oct. 2022 to Oct. 2023 ^P	May to June	June to July ^P	July to Aug. ^P	Aug. to Sept. ^P	Sept. to Oct. ^P
Sporting goods retailers.....	45911		1.1	-5.9	8.2	-1.2	-7.0	10.8
Sporting goods retailers.....	459110		1.1	-5.9	8.2	-1.2	-7.0	10.8
Primary services.....		459110-P	1.3	-6.0	8.4	-1.2	-7.1	11.0
Sporting goods store services, in-store retailing.....		459110-A	4.5	-7.9	11.2	-1.5	-9.3	14.7
Retailing of sporting goods.....		459110-A1	2.4	-5.8	3.1	2.0	-4.4	4.8
Hobby, toy, and game retailers.....	45912		-0.7	-0.4	-1.0	1.7	0.0	-1.1
Hobby, toy, and game retailers.....	459120		-0.7	-0.4	-1.0	1.7	0.0	-1.1
Primary services.....		459120-P	-0.7	-0.4	-1.0	1.7	0.0	-1.1
Hobby, toy, and game store services, in-store retailing.....		459120-A	0.0	0.0	0.1	0.0	-0.1	0.0
Retailing of hobby and craft goods, toys, and games (including video games)...		459120-A1	0.0	0.0	0.1	0.0	0.0	0.0
Retailing of all other goods.....		459120-A2	-0.2	0.0	0.0	0.0	-0.2	0.0
Book retailers and news dealers.....	4592		-1.9	-0.1	1.5	-0.9	0.4	0.0
Book retailers and news dealers.....	45921		-1.9	-0.1	1.5	-0.9	0.4	0.0
Book retailers and news dealers.....	459210		-1.8	-0.1	1.5	-0.9	0.4	0.0
Primary services.....		459210-P	-1.9	-0.1	1.5	-0.9	0.4	0.0
Book retailer and news dealer services, in-store retailing.....		459210-A	-0.2	-0.2	2.0	-1.2	0.5	0.0
Retailing of books.....		459210-A1	0.0	0.1	2.8	-1.8	0.7	0.0
Retailing of all other goods.....		459210-A2	-1.4	-1.0	0.0	0.6	0.0	0.0
Office supplies, stationery, and gift retailers.....	4594		-7.8	-3.4	-4.8	-0.4	0.0	0.1
Office supplies, stationery, and gift retailers.....	45940		-7.8	-3.4	-4.8	-0.4	0.0	0.1
Office supplies, stationery, and gift retailers.....	459400		-7.8	-3.4	-4.8	-0.4	0.0	0.1
Primary services.....		459400-P	-7.8	-3.4	-4.8	-0.4	0.0	0.1
Office supplies, stationery, and gift retailer services, in-store retailing.....		459400-A	2.9	-0.3	-2.1	-0.6	0.0	0.2
Air transportation.....	481		-0.5	4.5	0.4	-4.4	-4.6	6.8
Scheduled air transportation.....	4811		-1.0	5.0	0.4	-4.9	-5.2	7.6
Scheduled air transportation.....	48111		-1.0	5.0	0.4	-4.9	-5.2	7.6
Scheduled passenger air transportation.....	481111		-1.0	5.4	0.3	-5.1	-5.5	7.6
Primary services.....		481111-P	-1.0	5.4	0.3	-5.1	-5.5	7.6
Domestic.....		481111-1	1.7	2.1	-1.8	-4.4	-1.0	9.3
Domestic first class, including business.....		481111-101	1.3	-5.0	-3.5	-2.8	4.4	9.2
Domestic coach.....		481111-102	1.7	2.8	-1.7	-4.5	-1.5	9.3
International.....		481111-2	-6.5	14.2	5.7	-6.7	-16.0	3.0
International first class, including business.....		481111-201	-4.0	9.7	-2.9	-10.5	7.8	4.9
International coach.....		481111-202	-6.7	14.7	6.6	-6.3	-18.2	2.8
Scheduled freight air transportation.....	481112		0.0	-4.4	1.7	0.6	1.5	5.7
Primary services.....		481112-P	-11.1	-5.0	0.0	0.1	-0.1	3.7
Scheduled freight air transportation services.....		481112-1	-10.9	-5.0	0.0	0.8	-0.2	3.9
Domestic scheduled freight air transportation services.....		481112-101	2.9	-1.5	3.8	1.8	-2.3	1.7
International scheduled freight air transportation services.....		481112-102	-20.5	-7.7	-3.3	-0.2	1.9	6.0
Scheduled mail air transportation services.....		481112-2	-12.8	-5.1	-0.2	-10.2	0.6	0.3
Nonscheduled air transportation.....	4812		4.6	-0.4	0.6	-0.3	1.2	0.7
Nonscheduled air transportation.....	48121		4.6	-0.4	0.6	-0.3	1.2	0.7
Nonscheduled air passenger chartering.....	481211		6.0	-0.3	0.5	-0.3	0.6	0.3
Primary services.....		481211-P	6.7	-0.3	0.6	-0.3	0.7	0.3
Domestic nonscheduled air passenger services.....		481211-1	6.8	-0.4	0.7	-0.4	0.9	0.4
International nonscheduled air passenger services.....		481211-2	6.5	0.0	0.0	0.1	0.0	0.0
Nonscheduled air freight chartering.....	481212		1.6	-0.5	1.0	-0.2	2.8	1.6
Primary services.....		481212-P	1.7	-0.5	1.1	-0.2	2.9	1.7
Domestic nonscheduled air freight services.....		481212-1	0.5	0.0	0.5	0.0	0.0	0.0
International nonscheduled air freight services.....		481212-2	7.7	-1.6	2.3	-0.6	8.8	4.8
Rail transportation.....	482		1.6	-0.3	-0.1	0.4	0.7	1.3
Rail transportation.....	4821		1.6	-0.3	-0.1	0.4	0.7	1.3
Rail transportation.....	48211		1.6	-0.3	-0.1	0.4	0.7	1.3
Line-haul railroads.....	482111		1.6	-0.3	-0.1	0.4	0.7	1.3
Primary services.....		482111-P	1.6	-0.3	-0.1	0.4	0.7	1.3
Freight rail transportation.....		482111-4	1.6	-0.4	-0.1	0.4	0.7	1.3
Carload freight rail transportation.....		482111-411	3.6	-0.1	0.0	0.0	0.3	1.4
Intermodal freight rail transportation.....		482111-412	-5.9	-1.5	-0.3	2.3	2.2	0.9

See footnotes at end of table.

Table 12. Producer price index percentage changes for the net output of selected industries and their products, not seasonally adjusted — Continued
 [October 2023]

Title ¹	Industry code	Product code	Unadjusted 12-month percent change ²	Unadjusted 1-month percent change ²					
			Oct. 2022 to Oct. 2023 ^P	May to June	June to July ^P	July to Aug. ^P	Aug. to Sept. ^P	Sept. to Oct. ^P	
Line-haul railroads - Continued									
Passenger rail transportation.....		482111-5	0.0	0.0	0.0	0.0	0.0	0.0	0.0
Coach service class.....		482111-506	0.0	0.0	0.0	0.0	0.0	0.0	0.0
All other service classes.....		482111-507	0.0	0.0	0.0	0.0	0.0	0.0	0.0
Water transportation.....	483		-7.1	-2.2	2.5	1.8	-2.6	-4.2	
Deep sea freight transportation.....	483111		-21.3	-5.2	6.1	2.1	-6.8	-11.4	
Primary services.....		483111-P	-21.3	-5.2	6.1	2.1	-6.8	-11.4	
Deep sea freight transportation services.....		483111-5	-21.3	-5.2	6.1	2.1	-6.8	-11.4	
Coastal and Great Lakes freight transport.....	483113		3.5	0.2	0.0	2.0	0.5	0.6	
Primary services.....		483113-P	3.2	0.2	0.0	2.1	0.5	0.6	
Coastal and intercoastal freight transportation.....		483113-1	5.5	0.8	0.0	3.0	0.1	0.6	
Great Lakes - St. Lawrence Seaway freight transportation.....		483113-2	-3.0	-0.6	-0.2	1.8	2.0	0.1	
Coastal and intercoastal towing transportation.....		483113-3	0.3	-1.0	0.0	-0.3	0.7	0.9	
Inland water transportation.....	4832		14.5	-0.3	0.0	0.1	1.4	1.8	
Inland water transportation.....	48321		14.5	-0.3	0.0	0.1	1.4	1.8	
Inland water freight transportation.....	483211		14.5	-0.3	0.0	0.1	1.4	1.8	
Primary services.....		483211-P	14.8	-0.3	0.0	0.1	1.5	1.8	
Inland water freight transportation services.....		483211-3	14.8	-0.3	0.0	0.1	1.5	1.8	
Truck transportation.....	484		-4.9	-0.7	-2.6	-0.9	2.4	1.0	
General freight trucking.....	4841		-5.7	-0.9	-3.5	-1.5	3.4	1.5	
General freight trucking, local.....	48411		-13.1	-1.0	0.4	-2.9	2.0	0.5	
General freight trucking, local.....	484110		-13.1	-1.0	0.4	-2.9	2.0	0.5	
Primary services.....		484110-P	-17.8	-1.2	0.8	0.2	0.6	0.0	
General freight trucking services, local.....		484110-1	-17.8	-1.2	0.8	0.2	0.6	0.0	
General freight trucking, local, truckload.....		484110-15	-24.8	-0.2	1.2	0.1	0.6	0.0	
General freight trucking, local, less than truckload.....		484110-16	0.9	-2.9	0.0	0.4	0.6	0.0	
General freight trucking, long-distance.....	48412		-3.8	-0.9	-4.5	-1.1	3.7	1.7	
General freight trucking, long-distance TL.....	484121		-6.2	-1.1	-6.2	-3.2	4.9	2.2	
Primary services.....		484121-P	-13.1	-1.2	0.4	-0.7	1.7	2.7	
General freight trucking, long-distance, truckload.....		484121-2	-13.1	-1.2	0.4	-0.7	1.7	2.7	
General freight trucking, long-distance LTL.....	484122		3.0	-0.4	0.0	4.4	0.9	0.6	
Primary services.....		484122-P	3.0	-0.4	0.0	4.4	0.9	0.6	
General freight trucking, long-distance less than truckload.....		484122-1	3.0	-0.4	0.0	4.4	0.9	0.6	
Specialized freight trucking.....	4842		-2.2	-0.1	-0.1	0.9	-0.4	-0.4	
Used household and office goods moving.....	48421		-1.1	4.0	-1.2	-1.4	-1.2	-1.0	
Used household and office goods moving.....	484210		-1.1	4.0	-1.2	-1.4	-1.2	-1.0	
Primary services.....		484210-P	-1.1	4.0	-1.2	-1.4	-1.2	-1.0	
Used household and office goods moving, except local.....		484210-2	1.0	6.2	-1.8	-2.1	2.7	-1.4	
Residential moving services, except local.....		484210-21	1.2	7.2	-2.0	-2.5	2.7	-1.7	
Commercial and other goods moving services, except local.....		484210-22	-1.3	-0.6	0.0	0.0	2.4	0.6	
Used household and office goods moving, local.....		484210-4	-5.5	0.0	0.0	0.0	-8.6	0.0	
Residential moving services, local.....		484210-41	-5.7	0.0	0.0	0.0	-9.8	0.0	
Commercial and other goods moving services, local.....		484210-42	-2.5	0.0	0.0	0.0	-1.1	0.0	
Specialized freight (except used) trucking, local.....	48422		-0.6	-0.2	0.3	0.7	-0.7	0.1	
Specialized freight (except used goods) trucking, local.....	484220		-0.6	-0.2	0.3	0.7	-0.7	0.1	
Primary services.....		484220-P	0.4	-0.2	0.3	0.9	0.3	0.2	
Specialized freight (except used goods) trucking, local.....		484220-6	0.4	-0.2	0.3	0.9	0.3	0.2	
Local hazardous materials trucking (except waste).....		484220-601	-4.6	-1.0	-0.5	3.5	1.8	0.0	
Local agricultural products trucking without storage.....		484220-602	-2.9	0.0	0.1	2.4	0.0	0.0	
Dump trucking.....		484220-603	2.6	0.0	0.5	0.0	0.0	0.0	
Local specialized trucking without storage.....		484220-604	2.0	-0.2	0.8	0.0	0.0	0.7	
Specialized freight (except used) trucking, long-distance.....	48423		-4.3	-1.7	-0.1	2.1	0.2	-0.6	
Specialized freight (except used goods) trucking, long-distance.....	484230		-4.3	-1.7	-0.1	2.1	0.2	-0.6	
Primary services.....		484230-P	-4.6	-1.9	-0.1	2.4	0.2	-0.7	
Specialized freight (except used goods) trucking, long-distance.....		484230-6	-4.6	-1.9	-0.1	2.4	0.2	-0.7	
Agricultural products trucking, long-distance.....		484230-602	10.7	-1.7	-1.1	10.0	1.1	2.0	
All other specialized trucking, long-distance.....		484230-603	-6.8	-1.9	0.1	1.3	0.1	-1.2	
Pipeline Transportation.....	486		2.5	-1.2	3.8	0.1	-0.2	-0.2	

See footnotes at end of table.

Table 12. Producer price index percentage changes for the net output of selected industries and their products, not seasonally adjusted — Continued
 [October 2023]

Title ¹	Industry code	Product code	Unadjusted 12-month percent change ²	Unadjusted 1-month percent change ²				
			Oct. 2022 to Oct. 2023 ^P	May to June	June to July ^P	July to Aug. ^P	Aug. to Sept. ^P	Sept. to Oct. ^P
Pipeline transportation of crude oil.....	4861		5.3	0.0	8.4	0.4	0.0	0.0
Pipeline transportation of crude oil.....	48611		5.3	0.0	8.4	0.4	0.0	0.0
Pipeline transportation of crude oil.....	486110		5.3	0.0	8.4	0.4	0.0	0.0
Primary services.....		486110-P	4.9	0.0	8.1	0.4	0.0	0.0
Pipeline transportation of crude oil.....		486110-3	4.9	0.0	8.1	0.4	0.0	0.0
Trans-Alaskan Pipeline System transportation.....		486110-311	7.5	0.0	9.5	0.0	0.0	0.0
Pipeline transportation of crude petroleum, except on the Trans-Alaskan Pipeline System.....		486110-312	4.7	0.0	8.1	0.5	0.0	0.0
Pipeline transportation of natural gas.....	4862		-2.6	-2.1	0.0	0.0	-0.3	-0.4
Pipeline transportation of natural gas.....	48621		-2.6	-2.1	0.0	0.0	-0.3	-0.4
Pipeline transportation of natural gas.....	486210		-2.6	-2.1	0.0	0.0	-0.3	-0.4
Primary services.....		486210-P	-2.6	-2.1	0.0	0.0	-0.3	-0.4
Pipeline transportation of natural gas services.....		486210-1	-2.6	-2.1	0.0	0.0	-0.3	-0.4
Other pipeline transportation.....	4869		11.3	0.3	10.1	0.0	0.1	0.0
Pipeline transportation of refined petroleum products.....	48691		11.3	0.3	10.1	0.0	0.1	0.0
Refined petroleum product pipeline transport.....	486910		11.3	0.3	10.1	0.0	0.1	0.0
Primary services.....		486910-P	11.3	0.3	10.1	0.0	0.1	0.0
Pipeline transportation of refined petroleum products.....		486910-1	11.3	0.3	10.1	0.0	0.1	0.0
Transportation support activities.....	488		-9.7	1.1	0.4	-3.5	0.3	0.8
Air transportation support activities.....	4881		6.7	1.3	2.7	0.3	-1.6	0.4
Airport operations.....	48811		7.7	2.1	4.1	0.0	-2.5	0.7
Other airport operations.....	488119		7.7	2.1	4.1	0.0	-2.5	0.7
Primary services.....		488119-P	7.7	2.1	4.1	0.0	-2.5	0.7
Aeronautical services.....		488119-5	7.7	-0.6	2.1	0.6	-0.4	2.4
Landing fees.....		488119-501	8.9	-1.7	0.3	-0.4	0.0	3.4
Terminal rental.....		488119-502	7.3	-0.2	1.4	1.5	-0.8	2.9
Other aeronautical services.....		488119-503	5.9	0.3	6.2	0.2	0.0	0.1
Non-aeronautical services.....		488119-6	6.3	4.9	6.1	-0.5	-4.7	-1.1
Airport parking.....		488119-601	9.9	0.4	1.1	0.0	0.0	0.4
Lease space for rental cars.....		488119-602	-2.8	14.3	18.3	-0.7	-18.1	-5.6
Lease space for concessions.....		488119-603	1.8	6.5	8.7	-2.5	1.6	-7.8
Other non-aeronautical services.....		488119-604	13.7	3.1	0.0	0.0	0.0	5.6
Other air transportation support activities.....	48819		4.9	0.0	0.4	0.8	0.1	0.0
Other support activities for air transport.....	488190		4.9	0.0	0.4	0.8	0.1	0.0
Primary services.....		488190-P	4.9	0.0	0.3	0.6	0.1	0.0
Other air transportation support activities.....		488190-5	4.9	0.0	0.3	0.6	0.1	0.0
Water transportation support activities.....	4883		3.2	-0.2	0.2	0.4	0.0	0.8
Port and harbor operations.....	48831		3.5	-0.9	0.6	1.1	-0.7	0.2
Port and harbor operations.....	488310		3.5	-0.9	0.6	1.1	-0.7	0.2
Primary services.....		488310-P	3.8	-1.0	0.6	1.2	-0.8	0.3
Port and harbor services.....		488310-1	3.8	-1.0	0.6	1.2	-0.8	0.3
Marine cargo handling.....	48832		-0.3	0.0	0.0	0.2	0.0	0.9
Marine cargo handling.....	488320		-0.3	0.0	0.0	0.2	0.0	0.9
Primary services.....		488320-P	-0.3	0.0	0.0	0.2	0.0	0.9
Movement of containers.....		488320-8	-0.6	0.0	0.0	0.2	0.0	1.0
Other marine cargo handling.....		488320-9	1.9	0.1	-0.1	0.4	0.0	0.6
Navigational services to shipping.....	48833		10.2	0.1	0.1	0.1	0.5	1.0
Navigational services to shipping.....	488330		10.2	0.1	0.1	0.1	0.5	1.0
Primary services.....		488330-P	10.9	0.1	0.1	0.1	0.5	1.0
Navigational services to shipping and salvage.....		488330-1	10.9	0.1	0.1	0.1	0.5	1.0
Freight transportation arrangement.....	4885		-23.1	1.4	-1.2	-7.7	1.9	1.2
Freight transportation arrangement.....	48851		-23.1	1.4	-1.2	-7.7	1.9	1.2
Freight transportation arrangement.....	488510		-23.1	1.4	-1.2	-7.7	1.9	1.2
Primary services.....		488510-P	-24.1	1.5	-1.4	-8.2	2.0	1.3
Freight forwarding.....		488510-1	-1.3	0.0	0.0	0.0	0.0	0.0
Arrangement of freight and cargo n.e.c.....		488510-2	-37.9	2.8	-2.5	-15.4	4.1	2.5
U.S. Postal Service.....	491		8.0	0.0	3.8	0.0	0.0	0.0

See footnotes at end of table.

Table 12. Producer price index percentage changes for the net output of selected industries and their products, not seasonally adjusted — Continued
 [October 2023]

Title ¹	Industry code	Product code	Unadjusted 12-month percent change ²	Unadjusted 1-month percent change ²				
				Oct. 2022 to Oct. 2023 ^P	May to June	June to July ^P	July to Aug. ^P	Aug. to Sept. ^P
U.S. Postal Service.....	4911		8.0	0.0	3.8	0.0	0.0	0.0
U.S. Postal Service.....	49111		8.0	0.0	3.8	0.0	0.0	0.0
U.S. Postal Service.....	491110		8.0	0.0	3.8	0.0	0.0	0.0
Primary services.....		491110-P	8.0	0.0	3.8	0.0	0.0	0.0
Mailing services (market dominant services).....		491110-7	10.5	0.0	5.8	0.0	0.0	0.0
First class mail.....		491110-71	9.4	0.0	5.1	0.0	0.0	0.0
Retail letters.....		491110-711	9.8	0.0	4.7	0.0	0.0	0.0
Commercial letters.....		491110-712	9.4	0.0	5.8	0.0	0.0	0.0
Retail and commercial flats.....		491110-713	10.9	0.0	5.9	0.0	0.0	0.0
Other first class mail and fees.....		491110-714	6.7	0.0	2.3	0.0	0.0	0.0
Periodicals mail.....		491110-72	12.0	0.0	8.1	0.0	0.0	0.0
Outside county.....		491110-721	12.0	0.0	8.2	0.0	0.0	0.0
Other periodicals mail and fees.....		491110-722	11.8	0.0	6.1	0.0	0.0	0.0
Standard class mail.....		491110-73	12.2	0.0	6.6	0.0	0.0	0.0
High density and saturation flats and parcels.....		491110-731	8.3	0.0	3.0	0.0	0.0	0.0
Carrier route basic mail.....		491110-732	16.8	0.0	7.8	0.0	0.0	0.0
Bulk letters.....		491110-733	9.3	0.0	6.0	0.0	0.0	0.0
Bulk flats.....		491110-734	14.2	0.0	7.5	0.0	0.0	0.0
Other standard mail and fees.....		491110-735	25.8	0.0	11.3	0.0	0.0	0.0
Package services mail.....		491110-74	9.2	0.0	5.3	0.0	0.0	0.0
Special services and fees.....		491110-75	10.7	0.0	6.1	0.0	0.0	0.0
Shipping services (competitive services).....		491110-8	2.2	0.0	-0.7	0.0	0.0	0.0
Domestic priority mail.....		491110-81	-0.4	0.0	0.0	0.0	0.0	0.0
Other shipping services and shipping special services & fees.....		491110-82	4.2	0.0	-1.2	0.0	0.0	0.0
Couriers and messengers.....	492		6.6	-0.2	0.2	1.2	0.4	0.2
Couriers and express delivery services.....	4921		6.9	-0.2	0.2	1.2	0.4	0.2
Couriers and express delivery services.....	49211		6.9	-0.2	0.2	1.2	0.4	0.2
Couriers and express delivery services.....	492110		6.9	-0.2	0.2	1.2	0.4	0.2
Primary services.....		492110-P	6.9	-0.2	0.2	1.2	0.4	0.2
Standard courier services.....		492110-1	7.3	-0.3	0.0	0.4	0.2	0.1
Expedited courier services.....		492110-2	6.1	-0.2	0.5	2.7	0.7	0.4
Domestic expedited courier services.....		492110-201	6.5	-0.2	0.5	2.7	0.7	0.3
International expedited courier services.....		492110-202	5.3	-0.2	0.5	2.6	0.7	0.5
Local messengers and local delivery.....	4922		2.6	0.0	0.0	0.0	0.0	0.0
Local messengers and local delivery.....	49221		2.6	0.0	0.0	0.0	0.0	0.0
Local messengers and local delivery.....	492210		2.6	0.0	0.0	0.0	0.0	0.0
Primary services.....		492210-P	2.6	0.0	0.0	0.0	0.0	0.0
Local messengers and local delivery services.....		492210-1	2.6	0.0	0.0	0.0	0.0	0.0
Warehousing and storage.....	493		5.7	-1.7	1.9	-1.4	2.5	-0.5
Warehousing and storage.....	4931		5.7	-1.7	1.9	-1.4	2.5	-0.5
General warehousing and storage.....	49311		6.6	-1.8	1.3	-1.0	2.6	-0.3
General warehousing and storage.....	493110		6.6	-1.8	1.3	-1.0	2.6	-0.3
Primary services.....		493110-P	6.6	-1.8	1.3	-1.0	2.6	-0.3
General warehousing and storage services.....		493110-1	6.6	-1.8	1.3	-1.0	2.6	-0.3
Refrigerated warehousing and storage.....	49312		1.8	-1.4	4.9	-3.4	2.0	-1.9
Refrigerated warehousing and storage.....	493120		1.8	-1.4	4.9	-3.4	2.0	-1.9
Primary services.....		493120-P	1.8	-1.4	4.9	-3.4	2.0	-1.9
Warehousing and storage of refrigerated goods.....		493120-2	1.8	-1.4	4.9	-3.4	2.0	-1.9
Farm product warehousing and storage.....	49313		4.4	0.8	3.4	0.0	0.4	-0.1
Farm product warehousing and storage.....	493130		4.4	0.8	3.4	0.0	0.4	-0.1
Primary services.....		493130-P	4.8	0.8	3.5	0.0	0.5	0.0
Farm product warehousing and storage services.....		493130-1	4.8	0.8	3.5	0.0	0.5	0.0
Publishing industries.....	513		-	0.4	0.3	0.2	0.1	0.3
Newspaper, book, and directory publishers.....	5131		-	0.4	0.4	-0.8	-0.3	0.2
Newspaper publishers.....	51311		-	-0.2	0.0	-0.3	-0.2	-0.2
Newspaper publishers.....	513110		-	-0.2	0.0	-0.3	-0.2	-0.2
Primary services.....		513110-P	-	-0.2	0.0	-0.3	-0.2	-0.2
Newspaper publishing.....		513110-1	-	-0.2	0.0	-0.3	-0.2	-0.2

See footnotes at end of table.

Table 12. Producer price index percentage changes for the net output of selected industries and their products, not seasonally adjusted — Continued
 [October 2023]

Title ¹	Industry code	Product code	Unadjusted 12-month percent change ²	Unadjusted 1-month percent change ²				
			Oct. 2022 to Oct. 2023 ^P	May to June	June to July ^P	July to Aug. ^P	Aug. to Sept. ^P	Sept. to Oct. ^P
Newspaper publishers - Continued								
Newspaper publishing from print publishers.....		513110-11	-0.4	-0.2	0.0	-0.3	-0.2	-0.2
Newspaper advertising sales.....		513110-111	-3.5	-0.6	0.0	-0.9	-0.8	-0.7
Newspaper advertising sales, print only.....		513110-1111	-4.2	-0.7	0.0	-1.1	-1.0	-0.9
Newspaper advertising sales, digital only and print and digital bundled.		513110-1112	0.0	0.0	0.0	0.0	0.0	0.0
Newspaper subscription and single copy sales.....		513110-112	0.8	0.0	0.0	0.0	0.0	0.0
Newspaper subscriptions, print only.....		513110-1121	0.6	0.0	0.0	0.0	0.0	0.0
Newspaper subscriptions, online only and print and online bundled.....		513110-1122	2.7	0.2	0.3	0.2	0.3	0.5
Periodical publishers.....	51312		-	1.0	1.4	-1.6	-1.3	0.0
Periodical publishers.....	513120		-	1.0	1.4	-1.6	-1.3	0.0
Primary services.....		513120-P	-	0.0	0.0	0.0	0.0	0.0
Periodical publishing.....		513120-1	-	0.0	0.0	0.0	0.0	0.0
Periodical publishing from print publishers.....		513120-11	0.4	0.0	0.0	0.0	0.0	0.0
Periodicals, advertising sales.....		513120-111	5.5	0.0	0.0	0.0	0.0	0.0
Periodicals, subscriptions and single copy sales.....		513120-112	-7.3	0.0	0.0	0.0	0.0	0.0
Specialized business and professional periodicals, subscriptions and single copy sales.....		513120-1121	1.2	0.0	0.0	0.0	0.0	0.0
General and consumer periodicals, subscriptions and single copy sales.		513120-1122	-10.3	0.0	0.0	0.0	0.0	0.0
Book publishers.....	51313		-	0.3	-0.2	-0.7	0.1	1.0
Book publishers.....	513130		-	0.3	-0.2	-0.7	0.1	0.9
Primary services.....		513130-P	-	0.3	-0.2	-0.8	0.1	1.1
Book publishing from print publishers.....		513130-1	6.1	0.3	-0.2	-0.8	0.1	1.1
Print book publishing.....		513130-101	5.5	0.3	-0.2	-0.8	0.1	1.1
General adult and juvenile book publishing.....		513130-1011	3.4	1.4	0.5	-2.0	0.4	-1.1
General adult book publishing.....		513130-10111	4.7	2.2	0.4	-0.2	0.1	-0.7
Juvenile book publishing.....		513130-10112	1.2	0.6	0.7	-3.9	0.6	-1.6
Textbook publishing, including teachers' editions and workbooks.....		513130-1012	5.5	0.0	-1.3	-1.1	0.7	5.4
College textbook publishing.....		513130-10121	0.1	-0.1	-4.8	-3.9	2.6	0.0
Elementary and high school textbook publishing.....		513130-10122	7.3	0.0	0.0	0.0	0.0	7.3
Technical, scientific, and professional book publishing.....		513130-1013	10.0	0.0	0.0	0.0	0.0	0.0
General reference book publishing.....		513130-1014	-2.4	-0.9	0.0	0.7	-1.5	2.0
Religious book publishing.....		513130-1015	2.1	-0.9	-0.9	0.4	0.0	0.3
Directory and mailing list publishers.....	51314		-	0.6	1.0	-0.5	0.4	-0.4
Directory and mailing list publishers.....	513140		-	0.6	1.0	-0.5	0.4	-0.4
Primary services.....		513140-P	-	0.6	1.1	-0.5	0.5	-0.4
Directory and mailing list publishing.....		513140-1	-	0.6	1.1	-0.5	0.5	-0.4
Directory and mailing list publishing from print publishers.....		513140-11	4.0	2.7	0.7	-2.5	1.6	-2.2
Directory and mailing list publishing from print - ad sales incl. phone directory listings.....		513140-111	5.4	0.0	0.0	0.0	0.0	0.0
Directory and mailing list publishing from print - subscription, content, and licensing sales.....		513140-112	1.8	4.6	1.2	-4.1	2.6	-3.6
Directory and mailing list publishing from Internet publishers.....		513140-12	-	0.0	1.2	0.1	0.1	0.1
Other publishers.....	51319		-	0.6	0.1	-0.4	0.2	0.0
Greeting card publishers.....	513191		-	0.0	0.1	-0.1	0.0	0.0
Primary services.....		513191-P	-	0.0	0.1	-0.1	0.0	0.0
Greeting card publishing.....		513191-1	-	0.0	0.1	-0.1	0.0	0.0
Greeting card publishing from print publishers.....		513191-101	0.1	0.0	0.1	-0.1	0.0	0.0
All other publishers.....	513199		-	2.2	-0.1	-1.0	0.7	0.0
Primary services.....		513199-P	-	2.6	-0.1	-1.2	0.8	0.0
All other publishing including yearbooks, art prints, patterns, and trading cards.		513199-1	-	2.6	-0.1	-1.2	0.8	0.0
All other publishing including yearbooks, art prints, patterns, and trading cards, from print.....		513199-11	6.3	2.6	-0.1	-1.2	0.8	0.0
Software publishers.....	5132		5.5	0.4	0.2	0.9	0.4	0.4
Software publishers.....	51321		5.5	0.4	0.2	0.9	0.4	0.4
Software publishers.....	513210		5.5	0.4	0.2	0.9	0.4	0.4
Primary services.....		513210-P	4.5	0.5	0.3	0.7	0.5	0.5
Software publishing, except games.....		513210-5	4.3	0.4	0.1	0.8	-0.3	0.6
System & application software publishing, excluding maintenance, tech support & games.....		513210-505	3.4	0.4	-0.3	0.8	-0.4	0.7
System software publishing.....		513210-50501	7.6	0.9	1.1	1.3	-1.8	1.6
Application software publishing.....		513210-50502	-0.6	-0.1	-2.1	0.2	1.5	-0.4
Desktop and portable device application software publishing.....		513210-505021	0.2	0.7	-1.7	-0.7	3.6	-1.9

See footnotes at end of table.

Table 12. Producer price index percentage changes for the net output of selected industries and their products, not seasonally adjusted — Continued
 [October 2023]

Title ¹	Industry code	Product code	Unadjusted 12-month percent change ²	Unadjusted 1-month percent change ²					
			Oct. 2022 to Oct. 2023 ^P	May to June	June to July ^P	July to Aug. ^P	Aug. to Sept. ^P	Sept. to Oct. ^P	
Software publishers - Continued									
Other application software publishing.....		513210-505022	-1.4	-0.7	-2.5	0.7	0.1	0.6	
Software maintenance, technical support, and other services related to software publishing.....		513210-506	12.0	0.1	4.8	1.3	0.2	-0.3	
Game software publishing.....		513210-7	8.9	1.1	2.1	-0.8	12.5	-0.3	
Other receipts.....		513210-SM	—	0.0	0.0	2.2	-0.3	—	
Broadcasting, except Internet.....	516		-15.5	-2.6	-2.8	-5.0	-0.9	2.4	
Radio and television broadcasting.....	5161		-14.8	-0.8	-3.3	1.0	-0.4	2.4	
Radio broadcasting.....	51611		-5.6	-2.5	-4.0	2.3	1.3	-0.5	
Radio broadcasting stations.....	516110		-5.6	-2.5	-4.0	2.3	1.3	-0.5	
Primary services.....		516110-P	-5.8	-2.5	-4.1	2.4	1.3	-0.5	
Radio station services.....		516110-1	-6.3	-2.5	-4.1	2.4	1.3	-0.5	
Radio station advertising sales.....		516110-101	-7.5	-3.0	-4.9	2.8	1.6	-0.6	
Radio station advertising sales, local.....		516110-10101	-4.6	-3.9	-4.3	3.6	-1.5	0.3	
Radio station advertising sales, national and regional.....		516110-10102	-14.6	-0.6	-6.3	0.8	9.7	-2.9	
Other radio station services.....		516110-102	0.0	0.0	0.0	0.0	0.0	0.0	
Other receipts.....		516110-SM	0.3	0.0	0.0	0.0	-0.1	0.1	
Television broadcasting.....	51612		-18.4	-0.2	-3.1	0.7	-1.0	3.4	
Television broadcasting stations.....	516120		-18.4	-0.2	-3.1	0.7	-1.0	3.4	
Primary services.....		516120-P	-20.0	-0.2	-2.8	0.6	-0.9	3.3	
Television station advertising sales.....		516120-3	-26.3	-0.3	-4.7	1.1	-1.6	5.6	
Other television station broadcasting services.....		516120-4	0.0	0.0	0.0	0.0	0.0	0.0	
Other receipts.....		516120-SM	-0.6	-0.5	-4.1	0.0	0.0	0.0	
Cable and other subscription programming.....	5162		-15.3	-3.3	-2.5	-7.7	-1.0	2.4	
Cable and other subscription programming.....	51621		-15.3	-3.3	-2.5	-7.7	-1.0	2.4	
Media streaming dist svcs, social networks, and other media networks and content providers.....	516210		-15.3	-3.3	-2.5	-7.7	-1.0	2.4	
Primary services.....		516210-P	-15.6	-3.7	-2.5	-7.8	-1.2	2.4	
Cable networks.....		516210-1	-23.1	-5.0	-1.4	-14.0	-2.6	5.8	
Cable network advertising services.....		516210-11	-19.8	-5.7	-1.6	-16.2	-3.0	6.9	
Cable network programming services.....		516210-12	6.5	0.0	0.0	1.4	0.0	0.0	
Radio network and national syndication services.....		516210-3	-9.7	-3.6	-13.4	11.9	3.1	-8.0	
Telecommunications.....	517		1.9	0.1	0.0	0.5	-0.6	-0.2	
Wired and wireless telecommunications carriers.....	5173		1.9	0.1	0.0	0.5	-0.6	-0.2	
Wired and wireless telecommunications carriers.....	51731		1.9	0.1	0.0	0.5	-0.6	-0.2	
Wired telecommunications carriers.....	517311		2.5	0.2	-0.1	0.5	-1.0	-0.3	
Primary products.....		517311-P	2.5	0.2	-0.1	0.5	-1.0	-0.3	
Local telephone service, except private lines.....		517311-1	2.1	-0.1	0.0	0.2	0.0	-0.2	
Residence local telephone service.....		517311-111	3.0	0.0	0.0	0.5	0.1	0.0	
Business and other local telephone service.....		517311-112	0.4	-0.4	0.0	-0.4	-0.3	-0.6	
Public switched toll service.....		517311-2	2.9	-0.8	1.3	-0.4	0.4	-0.5	
Residence switched toll service.....		517311-21	7.2	0.3	-0.3	0.4	1.1	0.4	
Business switched toll and other toll service.....		517311-22	-0.8	-1.9	2.9	-1.2	-0.3	-1.3	
Private line telephone service.....		517311-3	7.3	0.0	0.6	3.1	0.0	0.2	
All-distance telephone service.....		517311-4	3.8	1.0	1.6	0.1	0.1	0.3	
Residential all-distance telephone service.....		517311-401	7.7	3.5	1.4	0.2	0.3	0.4	
Business all-distance telephone service.....		517311-402	0.4	-1.3	1.9	0.1	-0.2	0.2	
Video programming distribution.....		517311-5	8.3	1.0	-0.2	0.3	-0.1	0.1	
Video programming subscriber services.....		517311-501	9.7	1.0	-0.2	0.3	-0.1	0.1	
Advertising services.....		517311-502	-10.2	0.0	0.0	0.0	0.0	0.0	
Internet access services.....		517311-6	0.1	0.6	-0.2	-0.5	-0.2	-0.3	
Residential Internet access services.....		517311-601	1.9	0.6	-0.2	0.1	0.0	0.1	
Business Internet access services.....		517311-602	-2.4	0.8	-0.2	-1.9	-0.7	-1.4	
Bundled access services.....		517311-7	0.3	0.0	-0.3	1.0	-2.4	-0.7	
Other wired telecommunications services.....		517311-9	0.0	0.0	0.0	0.0	0.0	0.0	
Wireless telecommunications carriers.....	517312		0.9	0.0	0.0	0.4	0.0	0.0	
Primary services.....		517312-P	0.9	0.0	0.0	0.4	0.0	0.0	
Wireless telecommunications services.....		517312-1	0.9	0.0	0.0	0.4	0.0	0.0	
Data processing and related services.....	5182		1.6	0.2	0.2	0.1	-0.1	0.2	
Data processing and related services.....	51821		1.6	0.2	0.2	0.1	-0.1	0.2	

See footnotes at end of table.

Table 12. Producer price index percentage changes for the net output of selected industries and their products, not seasonally adjusted — Continued
 [October 2023]

Title ¹	Industry code	Product code	Unadjusted 12-month percent change ²	Unadjusted 1-month percent change ²				
			Oct. 2022 to Oct. 2023 ^P	May to June	June to July ^P	July to Aug. ^P	Aug. to Sept. ^P	Sept. to Oct. ^P
Data processing, hosting and related services.....	518210		1.6	0.2	0.2	0.1	-0.1	0.2
Primary services.....		518210-P	2.0	0.2	0.3	0.1	-0.2	0.2
Business process management services.....		518210-1	0.3	0.0	0.0	0.0	0.1	0.0
Data management, information transformation, and related services.....		518210-4	0.1	0.0	0.1	0.0	0.0	0.0
Hosting, ASP, and other IT infrastructure provisioning services.....		518210-5	3.4	0.4	0.5	0.2	-0.4	0.4
Other receipts.....		518210-SM	0.0	0.0	0.0	0.0	0.0	0.0
Depository credit intermediation.....	5221		15.9	1.2	-1.4	2.0	0.4	-1.3
Commercial banking.....	52211		16.3	1.2	-1.5	2.1	0.3	-1.4
Commercial banking.....	522110		16.3	1.2	-1.5	2.1	0.3	-1.4
Primary services.....		522110-P	16.3	1.2	-1.5	2.1	0.3	-1.4
Loan services.....		522110-1	12.9	-0.4	-2.0	3.9	-2.1	-2.8
Residential real estate loans, except home equity.....		522110-101	-14.2	-3.7	-0.8	1.2	4.6	-1.1
Nonresidential real estate loans.....		522110-102	23.7	0.7	-2.3	3.6	-4.0	-3.4
Home equity loans.....		522110-103	24.4	-0.4	-1.6	8.1	-0.1	-2.5
Commercial, industrial, and agricultural loans, except real estate.....		522110-105	22.7	-0.8	-1.5	4.2	-2.0	-3.3
New and used auto and truck loans.....		522110-106	-23.0	-5.9	-5.7	10.6	-9.6	-4.1
Credit cards, overdraft credit, and related plans.....		522110-107	9.4	1.9	-1.6	2.3	-3.8	-1.7
Other loan services.....		522110-108	-0.2	0.9	-3.7	2.2	-1.8	-0.5
Deposit services.....		522110-2	28.1	5.8	-0.5	-2.5	6.8	1.8
Demand deposits.....		522110-201	50.3	8.2	0.7	0.1	12.8	1.5
Time and other deposits.....		522110-202	9.8	3.7	-1.6	-5.0	0.7	2.2
Trust services.....		522110-3	5.7	0.0	0.0	5.1	0.0	-0.1
Other banking services.....		522110-4	0.0	0.0	0.0	0.0	0.0	0.0
Savings institutions.....	52218		9.5	1.2	-0.7	0.2	2.3	-0.5
Savings institutions and other depository credit intermediation.....	522180		9.5	1.2	-0.7	0.2	2.3	-0.5
Primary services.....		522180-P	9.5	1.2	-0.7	0.2	2.3	-0.5
Loan services.....		522180-1	15.4	1.3	0.3	0.7	2.7	-0.5
Residential real estate loans, except home equity.....		522180-101	2.2	-1.0	3.3	-1.8	2.7	-2.8
Nonresidential real estate loans.....		522180-102	16.2	2.9	-1.4	2.2	3.1	0.2
Home equity loans.....		522180-103	17.9	0.4	1.1	-1.1	0.1	-0.4
Commercial, industrial, and agricultural loans, except real estate.....		522180-105	40.3	0.1	0.1	0.9	1.8	0.5
New and used auto and truck loans.....		522180-106	31.4	2.1	-0.3	3.5	3.9	-1.3
Credit cards, overdraft credit, and related plans.....		522180-109	28.5	3.6	-1.1	3.9	3.3	0.0
Other loan services.....		522180-111	5.8	1.2	1.5	-3.4	3.5	-0.8
Deposit services.....		522180-2	-4.9	1.0	-3.2	-0.9	1.5	-0.3
Demand deposits.....		522180-201	35.5	4.0	-0.1	-1.1	3.4	0.3
Time and other deposits.....		522180-202	-14.0	0.0	-4.2	-0.8	0.8	-0.5
Trusts and other banking services.....		522180-3	14.6	0.0	0.0	0.0	0.0	0.0
Security, commodity contracts and like activity.....	523		17.5	2.0	4.0	1.9	0.0	-2.2
Securities and commodity contracts intermediation and brokerage.....	5231		26.9	-0.3	0.7	2.4	0.9	-0.6
Investment banking and securities intermediation.....	52315		-	-0.3	0.7	2.4	0.9	-0.6
Investment banking and securities intermediation.....	523150		-	-0.3	0.7	2.4	0.9	-0.6
Primary services.....		523150-P	-	-0.3	0.7	2.4	0.9	-0.6
Securities brokerage.....		523150-1	26.2	-0.7	1.4	1.8	0.2	-1.5
Brokerage services.....		523150-101	2.5	-2.3	0.7	0.0	0.7	-1.5
Brokerage services, equities and ETFs.....		523150-1011	2.5	-5.6	1.7	0.0	1.8	-4.2
Brokerage services, all other securities.....		523150-1012	0.4	-0.1	0.0	0.0	-0.1	0.3
Other securities related services including margin lending and mutual fund sales.....		523150-102	37.3	0.1	1.7	2.5	0.0	-1.5
Investment banking and securities dealing.....		523150-2	28.0	-0.1	0.3	2.8	1.3	0.0
Dealer transactions.....		523150-201	-6.7	-0.3	-0.1	-1.4	1.4	-0.8
Dealer transactions, equity securities.....		523150-2011	-4.2	0.0	1.2	1.5	2.6	-0.1
Dealer transactions, debt securities and all other trading.....		523150-2012	-8.2	-0.7	-1.7	-5.0	-0.4	-1.9
Investment banking services.....		523150-202	7.3	-0.4	0.5	1.9	3.8	-0.4
Other securities dealing services.....		523150-203	92.6	0.2	0.3	5.7	-0.1	0.5
Portfolio management and investment advice.....	52394		-	4.2	6.8	1.5	-0.7	-3.4
Portfolio management and investment advice.....	523940		-	4.2	6.8	1.5	-0.7	-3.4
Primary services.....		523940-P	-	4.2	6.8	1.5	-0.7	-3.4
Portfolio management.....		523940-1	11.2	4.6	7.1	2.0	-0.6	-2.9
Mutual fund and exchange traded fund management.....		523940-11	3.5	14.0	4.0	4.8	-0.8	-3.3
Management of equity funds.....		523940-1101	1.4	19.1	6.2	7.3	-1.2	-4.4
Management of bond funds.....		523940-1102	1.9	5.3	-0.1	0.2	-0.4	-2.2

See footnotes at end of table.

Table 12. Producer price index percentage changes for the net output of selected industries and their products, not seasonally adjusted — Continued
[October 2023]

Title ¹	Industry code	Product code	Unadjusted 12-month percent change ²	Unadjusted 1-month percent change ²				
				Oct. 2022 to Oct. 2023 ^P	May to June	June to July ^P	July to Aug. ^P	Aug. to Sept. ^P
Portfolio management and investment advice - Continued								
Management of other funds.....		523940-1103	12.3	6.9	0.5	0.2	0.2	-0.1
Private portfolio management.....		523940-12	16.7	-0.4	9.0	0.4	-0.4	-2.7
Management of equity private portfolios.....		523940-1201	27.0	-0.6	13.5	0.5	-0.6	-4.0
Management of bond private portfolios.....		523940-1202	4.3	-0.1	1.4	0.1	-0.1	-0.1
Management of other private portfolios.....		523940-1203	5.0	-0.1	3.6	0.3	-0.2	-1.3
Investment advice.....		523940-2	9.1	1.8	5.3	-1.5	-1.8	-6.4
Investment advisory services.....		523940-21	9.1	1.8	5.3	-1.5	-1.8	-6.4
Insurance carriers and related activities.....	524		3.4	0.7	0.0	0.2	0.1	0.0
Insurance carriers.....	5241		3.5	0.7	0.0	0.3	0.1	0.0
Direct life/health/medical insurance carriers.....	52411		1.8	0.0	-0.1	0.3	-0.1	0.1
Direct life insurance carriers.....	524113		-1.4	0.0	-0.2	0.0	-0.3	0.0
Primary services.....		524113-P	-1.4	0.0	-0.2	0.0	-0.3	0.0
Life insurance policies.....		524113-1	-1.6	0.0	-0.3	0.0	-0.4	0.1
Individual life insurance policies.....		524113-101	-1.8	0.0	-0.4	0.0	0.0	0.0
Term life insurance policies.....		524113-10101	-5.6	0.0	0.0	0.0	0.0	0.0
Whole life insurance policies.....		524113-10102	0.0	0.0	0.0	0.0	0.0	0.0
Universal life insurance policies.....		524113-10103	-4.7	0.0	-2.0	0.0	0.0	0.1
Variable-universal and other individual life insurance policies.....		524113-10105	0.0	0.0	0.1	0.0	0.0	-0.1
Group life insurance policies.....		524113-102	-0.6	0.0	0.0	0.0	-1.9	0.3
Annuities.....		524113-2	-0.3	-0.1	0.5	0.0	0.0	-0.3
Variable deferred annuities.....		524113-201	-0.2	0.0	0.1	0.0	0.0	-0.5
Fixed-rate deferred annuities.....		524113-202	0.1	0.0	1.4	0.0	0.0	0.0
Immediate annuities.....		524113-203	-4.1	-0.8	-0.2	0.0	-0.2	-0.2
Disability insurance policies.....		524113-3	0.0	0.0	0.0	0.0	0.0	0.0
Direct health and medical insurance carriers.....	524114		3.0	0.0	0.0	0.4	0.1	0.1
Primary services.....		524114-P	3.1	0.0	0.0	0.4	0.1	0.1
Medical service plans.....		524114-1	3.1	0.0	0.0	0.4	0.1	0.1
Comprehensive medical service plans.....		524114-101	6.0	0.0	0.0	0.8	0.0	0.2
Group managed care medical service plans.....		524114-10101	3.9	0.1	0.0	-0.1	0.1	0.5
Group fee-for-service medical service plans.....		524114-10102	11.3	0.0	0.0	7.3	0.0	0.0
Individual comprehensive medical service plans.....		524114-10103	6.8	0.0	0.0	0.0	-0.2	0.0
Non-comprehensive medical service plans.....		524114-103	0.9	0.0	0.0	0.0	0.1	0.0
Dental service plans.....		524114-10301	1.7	0.1	0.2	0.0	0.1	0.0
Supplemental Medicare service plans.....		524114-10302	2.2	0.0	0.0	0.0	0.3	0.0
Other medical service plans.....		524114-10303	-0.1	0.0	-0.1	0.0	0.0	0.0
Indemnity health insurance plans.....		524114-2	0.1	0.0	0.0	0.0	0.0	0.0
Other direct insurance carriers.....	52412		7.2	2.2	0.1	0.2	0.4	0.0
Direct property and casualty insurers.....	524126		7.2	2.2	0.1	0.2	0.4	0.0
Primary services.....		524126-P	7.2	2.2	0.1	0.2	0.4	0.0
Private passenger auto insurance.....		524126-1	11.0	4.5	0.1	0.0	0.2	0.0
Homeowner's insurance.....		524126-2	6.3	0.9	0.3	0.2	1.2	0.1
Commercial auto insurance.....		524126-3	2.7	1.1	0.4	0.0	1.3	0.0
Non-auto liability insurance.....		524126-4	4.1	-0.8	0.4	2.0	0.2	0.0
Medical malpractice insurance.....		524126-402	2.8	0.0	0.0	0.0	0.0	0.0
Product and other non-auto liability insurance.....		524126-403	4.4	-0.9	0.5	2.3	0.2	0.0
Commercial multiple peril insurance.....		524126-5	8.7	0.0	-0.2	0.0	2.8	0.0
Worker's compensation insurance.....		524126-6	-3.5	-0.1	0.0	0.0	-2.7	0.0
Other property and casualty insurance.....		524126-7	2.2	0.0	0.2	0.0	0.0	-0.6
Insurance agencies and brokerages.....	52421		0.5	0.1	-0.4	0.0	0.0	0.0
Insurance agencies and brokerages.....	524210		0.5	0.1	-0.4	0.0	0.0	0.0
Primary services.....		524210-P	0.6	0.1	-0.4	0.0	0.0	0.0
Sale of property and casualty insurance.....		524210-1	0.7	0.0	-0.6	0.0	0.0	0.0
Sale of personal property and casualty insurance.....		524210-101	2.1	0.0	0.1	0.0	0.0	0.0
Sale of private passenger auto insurance.....		524210-10101	2.7	0.0	0.1	0.0	0.0	0.0
Sale of homeowner's insurance.....		524210-10102	1.0	0.0	0.0	0.0	0.0	0.0
Sale of other personal property and casualty insurance.....		524210-10103	1.3	0.0	0.1	0.0	0.0	0.0
Sale of commercial property and casualty insurance.....		524210-102	-0.8	0.0	-1.3	0.0	0.0	-0.1
Sale of life insurance and annuities.....		524210-2	0.2	0.0	0.0	0.0	0.0	0.0
Sale of health and medical insurance.....		524210-3	0.7	0.6	0.0	0.0	0.0	-0.1
Sale of other insurance.....		524210-4	0.1	0.0	0.1	0.0	0.0	0.0
Lessors of nonresidential buildings (except miniwarehouses).....	53112		0.9	1.6	-0.9	3.2	2.4	-3.8

See footnotes at end of table.

Table 12. Producer price index percentage changes for the net output of selected industries and their products, not seasonally adjusted — Continued
 [October 2023]

Title ¹	Industry code	Product code	Unadjusted 12-month percent change ²	Unadjusted 1-month percent change ²				
			Oct. 2022 to Oct. 2023 ^P	May to June	June to July ^P	July to Aug. ^P	Aug. to Sept. ^P	Sept. to Oct. ^P
Lessors of nonresidential buildings.....	531120		0.9	1.6	-0.9	3.2	2.4	-3.8
Primary services.....		531120-P	0.9	1.6	-0.9	3.2	2.4	-3.8
Leasing of shopping centers and retail stores.....		531120-1	-4.1	2.6	-2.8	3.2	4.4	-6.7
Leasing of professional and office buildings.....		531120-2	3.2	-1.5	0.7	2.9	0.4	-1.6
Leasing of manufacturing and industrial buildings.....		531120-3	3.0	-0.7	0.3	0.2	-0.3	0.6
Leasing of other nonresidential buildings and facilities.....		531120-7	10.7	10.3	-1.1	6.0	4.4	-4.9
Lessors of miniwarehouse and self storage units.....	531113		1.8	1.0	0.3	0.6	0.2	-0.9
Miniwarehouse and self-storage unit operators.....	531130		1.8	1.0	0.3	0.6	0.2	-0.9
Primary services.....		531130-P	1.8	1.0	0.3	0.6	0.2	-0.9
Miniwarehouse and self-storage unit operation.....		531130-1	1.8	1.0	0.3	0.6	0.2	-0.9
Offices of real estate agents and brokers.....	5312		3.8	1.2	0.7	1.5	0.3	0.1
Offices of real estate agents and brokers.....	53121		3.8	1.2	0.7	1.5	0.3	0.1
Offices of real estate agents and brokers.....	531210		3.8	1.2	0.7	1.5	0.3	0.1
Primary services.....		531210-P	3.8	1.2	0.7	1.5	0.3	0.1
Real estate brokerage, residential property sales and leases.....		531210-1	5.3	1.5	1.0	1.7	0.3	0.2
Real estate brokerage, nonresidential property sales and leases including land sales and leases.....		531210-6	-2.4	0.3	-0.7	0.4	0.0	-0.3
Real estate brokerage, nonresidential property sales including land sales.....		531210-601	-4.2	0.4	-1.0	0.5	0.0	-0.4
Real estate brokerage, nonresidential property leases including land leases.....		531210-602	1.2	0.2	0.0	0.0	0.0	0.0
Real estate property managers.....	53131		4.1	0.0	1.5	0.4	0.2	0.9
Residential property managers.....	531311		-0.3	-0.2	0.8	0.1	-0.5	-1.0
Primary services.....		531311-P	-0.3	-0.2	0.8	0.1	-0.5	-1.0
Residential property management services.....		531311-1	-0.3	-0.2	0.8	0.1	-0.5	-1.0
Nonresidential property managers.....	531312		11.9	0.3	2.7	0.8	1.4	4.0
Primary services.....		531312-P	11.9	0.3	2.7	0.8	1.4	4.0
Nonresidential property management services.....		531312-1	11.9	0.3	2.7	0.8	1.4	4.0
Offices of real estate appraisers.....	531320		-4.4	-0.3	0.0	0.0	-0.2	0.0
Primary services.....		531320-P	-4.4	-0.3	0.0	0.0	-0.2	0.0
Real estate appraisal services.....		531320-1	-4.4	-0.3	0.0	0.0	-0.2	0.0
Automotive equipment rental and leasing.....	5321		-3.6	2.8	2.5	-0.7	-3.6	3.2
Passenger car rental and leasing.....	53211		-5.0	3.3	4.0	-0.7	-5.8	5.1
Passenger car rental.....	532111		-5.0	3.3	4.0	-0.7	-5.8	5.1
Primary services.....		532111-P	-5.0	3.3	4.0	-0.7	-5.8	5.1
Standard passenger car rental.....		532111-2	-6.9	4.4	5.5	-1.0	-7.7	6.7
Passenger car rental for business travel.....		532111-211	-0.8	3.6	-3.7	0.6	-4.1	0.7
Passenger car rental for leisure travel.....		532111-221	-9.3	4.7	8.9	-1.5	-8.8	8.8
Replacement passenger car rental.....		532111-3	1.3	0.2	-0.3	0.3	0.0	0.4
Truck, utility trailer and RV rental and leasing.....	53212		-0.2	1.9	-0.5	-0.7	0.8	-0.3
Truck, utility trailer, and RV rental and leasing.....	532120		-0.2	1.9	-0.5	-0.7	0.8	-0.3
Primary services.....		532120-P	0.0	2.3	-0.8	-0.6	0.9	-0.3
Rental of trucks, truck trailers, RVs.....		532120-1	-5.5	3.9	-1.6	-0.8	-0.2	-0.9
Leasing of trucks, truck trailers, and RVs.....		532120-4	3.7	1.3	-0.3	-0.4	1.7	0.0
Other receipts.....		532120-SM	-1.1	-1.3	2.1	-2.0	-0.1	-0.2
Other heavy machinery rental and leasing.....	532412		2.8	-0.2	0.1	-0.2	0.2	0.2
Primary services.....		532412-P	2.0	-0.2	0.1	-0.2	0.2	0.3
Construction equipment rental and leasing.....		532412-1	2.9	-0.3	0.2	-0.4	0.3	0.4
Oilfield and well drilling equipment rental and leasing.....		532412-2	0.0	0.0	0.0	0.0	0.0	0.0
Other receipts.....		532412-SM	8.0	0.0	0.0	0.0	0.0	0.0
Legal services.....	5411		6.1	0.0	0.6	-0.1	0.0	0.8
Offices of lawyers.....	54111		6.1	0.0	0.6	-0.1	0.0	0.8
Offices of lawyers.....	541110		6.1	0.0	0.6	-0.1	0.0	0.8
Primary services.....		541110-P	6.1	0.0	0.6	-0.1	0.0	0.8
Labor and employment legal services.....		541110-A	6.9	-0.7	1.5	0.9	0.0	1.6
Other legal services.....		541110-C	1.7	0.0	0.0	0.0	0.0	0.0
Real estate legal services.....		541110-2	7.6	-1.4	0.2	0.3	0.0	1.2
Civil negligence legal services.....		541110-3	6.5	-0.1	-0.1	0.2	0.1	0.3
Defendant representation.....		541110-301	4.0	-0.4	-0.2	0.1	-0.1	0.5
Plaintiff representation.....		541110-302	10.1	0.3	0.0	0.3	0.3	0.0
Wills, estate planning, and probate.....		541110-6	4.6	0.0	0.0	0.0	0.0	0.0

See footnotes at end of table.

Table 12. Producer price index percentage changes for the net output of selected industries and their products, not seasonally adjusted — Continued
 [October 2023]

Title ¹	Industry code	Product code	Unadjusted 12-month percent change ²	Unadjusted 1-month percent change ²				
			Oct. 2022 to Oct. 2023 ^P	May to June	June to July ^P	July to Aug. ^P	Aug. to Sept. ^P	Sept. to Oct. ^P
Offices of lawyers - Continued								
Business and commercial legal services.....		541110-9	8.1	0.4	1.0	-0.5	-0.1	1.1
Tax legal services.....		541110-901	16.6	0.0	-0.1	0.0	0.0	0.0
Intellectual property legal services.....		541110-902	8.5	1.0	2.7	-2.0	0.0	1.6
Bankruptcy and other business and commercial legal services.....		541110-903	7.6	0.3	0.7	-0.2	-0.1	1.0
Offices of certified public accountants.....								
Primary services.....	541211	541211-P	6.4	-0.5	1.8	0.5	0.2	-0.2
Other accounting services.....		541211-A	7.1	0.0	2.0	0.6	0.2	-0.2
Financial auditing.....		541211-4	-1.4	1.4	0.7	0.6	0.7	0.0
Tax preparation and planning.....		541211-5	10.4	-0.5	4.2	0.9	0.1	-0.5
Bookkeeping and compilation.....		541211-9	6.5	0.1	0.3	0.3	0.2	0.1
			6.3	0.2	1.0	0.4	0.2	0.0
Other accounting services.....								
Primary services.....	541219	541219-P	5.9	-0.1	1.0	3.2	-0.5	0.0
Other accounting services (non-CPA firms).....		541219-1	5.9	-0.1	1.0	3.2	-0.5	0.0
Architectural, engineering and related services.....								
Architectural services.....	5413		3.5	0.1	0.1	0.0	0.0	0.9
Architectural services.....	54131		1.8	0.0	0.2	-0.1	0.0	0.6
Architectural services.....	541310		1.8	0.0	0.2	-0.1	0.0	0.6
Primary services.....		541310-P	2.0	0.0	0.2	-0.1	0.0	0.7
Residential building projects.....		541310-1	-0.2	0.0	0.0	0.0	0.0	-0.3
Nonresidential building projects.....		541310-7	2.6	0.0	0.2	-0.1	0.0	1.0
Commercial and industrial building projects.....		541310-71	3.1	0.0	0.0	0.0	0.0	1.7
Institutional building projects.....		541310-72	2.6	0.0	0.3	-0.2	0.0	0.7
Other architectural services, incl. historic restoration & architectural consulting services.....		541310-8	2.4	0.0	2.3	0.0	0.0	0.0
Engineering services.....								
Engineering services.....	54133		3.8	0.1	0.1	0.0	0.0	0.9
Engineering services.....	541330		3.8	0.1	0.1	0.0	0.0	0.9
Primary services.....		541330-P	4.0	0.1	0.1	0.0	0.0	1.0
Building related engineering projects.....		541330-1	4.1	0.0	0.2	0.0	0.0	1.8
Residential building engineering projects.....		541330-101	0.0	0.0	0.0	0.0	0.0	0.0
Commercial, public, and institutional building engineering projects.....		541330-102	4.0	0.1	0.0	0.0	0.0	0.0
Industrial and manufacturing plant and process engineering projects.....		541330-103	5.0	0.0	0.3	0.0	0.0	3.1
Non-building related engineering projects.....		541330-2	4.0	0.1	0.1	0.0	0.0	0.5
Transportation engineering projects.....		541330-201	3.6	0.4	0.0	0.0	0.0	0.8
Highway and roadway engineering projects.....		541330-20101	3.0	0.4	0.0	0.0	0.0	1.1
Other transportation engineering projects, including mass transit engineering projects.....		541330-20102	4.4	0.4	0.1	0.0	0.0	0.3
Municipal utility and power generation and distribution engineering projects.....		541330-202	5.9	0.0	0.2	0.0	0.0	0.6
All other non-building related engineering projects.....		541330-203	3.4	0.0	0.0	0.0	0.0	0.2
Other receipts.....		541330-SM	1.5	0.5	0.0	-0.1	0.0	0.1
Management and technical consulting services.....								
Management consulting services.....	5416		4.1	2.4	-0.7	0.1	0.0	0.4
Management consulting services.....	54161		4.1	2.4	-0.7	0.1	0.0	0.4
Management consulting services.....	541610		4.2	2.8	-1.0	0.1	0.0	0.3
Primary services.....		541610-P	4.3	3.1	-1.3	0.1	0.0	0.2
Administrative and general management consulting services.....		541610-1	4.2	5.1	-2.2	0.0	0.0	0.1
Marketing consulting services.....		541610-3	0.1	0.0	-0.1	0.0	0.0	0.0
Process, physical distribution and logistics consulting services.....		541610-4	12.2	-0.4	1.1	1.5	0.2	0.5
Human resources consulting services.....		541610-5	8.6	0.7	0.2	0.1	0.1	1.5
Advertising agencies.....								
Advertising agencies.....	54181		0.9	-0.1	0.0	0.0	0.0	0.0
Advertising agencies.....	541810		0.9	-0.1	0.0	0.0	0.0	0.0
Primary services.....		541810-P	0.9	-0.1	0.0	0.0	0.0	0.0
Advertising agency services.....		541810-4	0.9	-0.1	0.0	0.0	0.0	0.0
Advertising creative services billed separately.....		541810-401	0.7	-0.3	0.0	0.0	0.3	0.0
Advertising placement services, including bundled placement and creative services.....		541810-402	1.1	-0.1	-0.1	0.0	-0.1	-0.1
Other advertising services billed separately.....		541810-403	0.0	0.0	0.0	0.0	0.0	0.0
Employment services.....								
Employment services.....	5613		0.0	-0.2	0.1	-0.3	-0.7	0.1
Employee leasing services.....	56133		0.4	0.0	0.0	0.0	0.0	0.1
Professional employer organizations.....								
Primary services.....	561330		0.4	0.0	0.0	0.0	0.0	0.1
Co-employment staffing.....		561330-P	0.4	0.0	0.0	0.0	0.0	0.1
		561330-1	0.4	0.0	0.0	0.0	0.0	0.1

See footnotes at end of table.

Table 12. Producer price index percentage changes for the net output of selected industries and their products, not seasonally adjusted — Continued
 [October 2023]

Title ¹	Industry code	Product code	Unadjusted 12-month percent change ²	Unadjusted 1-month percent change ²				
				Oct. 2022 to Oct. 2023 ^P	May to June	June to July ^P	July to Aug. ^P	Aug. to Sept. ^P
Staffing services (except PEOs).....	56138		-0.3	-0.3	0.2	-0.6	-1.2	0.1
Staffing services (except PEOs).....	561380		-0.3	-0.3	0.2	-0.6	-1.2	0.1
Primary services.....		561380-P	-0.4	-0.3	0.2	-0.6	-1.2	0.1
Temporary help services.....		561380-1	-0.5	-0.3	0.0	-0.6	-1.4	0.3
Temporary help services, office and clerical.....		561380-101	5.0	0.2	0.1	0.5	0.2	0.4
Temporary help services, light and heavy industrial.....		561380-102	3.4	0.0	0.2	0.0	0.0	-0.1
Temporary help services, technical and professional.....		561380-103	2.2	-0.5	0.1	-0.4	0.2	1.0
Temporary help services, medical.....		561380-104	-20.9	-1.9	-0.8	-4.9	-9.9	-2.1
Temporary help services, other.....		561380-105	-0.9	0.2	0.2	-0.1	-3.1	1.2
Employment placement services.....		561380-2	0.2	-0.5	2.2	-1.1	0.4	-0.4
Executive search services.....		561380-3	1.1	1.1	0.3	2.8	1.6	-3.2
Travel agencies.....	56151		2.2	0.3	0.6	1.7	0.3	-0.4
Travel agencies.....	561510		2.2	0.3	0.6	1.7	0.3	-0.4
Primary services.....		561510-P	2.0	0.5	0.9	2.6	-0.5	-0.5
Flight bookings.....		561510-1	-4.9	-0.7	1.8	0.6	-0.6	-1.6
Domestic flight bookings.....		561510-111	-10.1	-0.1	1.1	-0.1	0.4	-0.3
International flight bookings.....		561510-112	-0.7	-1.1	2.3	1.0	-1.3	-2.4
Other travel agency services, except flight bookings.....		561510-2	6.3	1.3	0.2	3.8	-0.4	0.1
Hotel and car rental bookings.....		561510-211	2.3	-1.0	-1.1	0.4	-0.2	-0.8
Hotel bookings.....		561510-2111	2.2	-1.0	-1.1	0.4	-0.2	-0.7
Car rental bookings.....		561510-2112	-31.7	-1.6	1.5	1.1	-0.3	-4.5
Cruise and tour bookings.....		561510-222	10.1	5.0	1.6	0.9	-0.4	0.8
Cruise bookings.....		561510-2221	17.4	6.4	2.7	1.7	0.1	1.4
Packaged tour bookings.....		561510-2222	-13.3	-0.9	-3.6	-3.0	-3.2	-2.5
All other travel agency services.....		561510-233	6.8	0.0	0.0	7.6	-0.4	0.0
Security guards and patrol services.....	561612		7.3	0.1	0.2	2.6	-0.1	0.8
Primary services.....		561612-P	7.3	0.1	0.2	2.6	-0.1	0.8
Security guard services.....		561612-1	7.3	0.1	0.2	2.6	-0.1	0.8
Janitorial services.....	56172		-0.4	0.0	-0.1	0.0	-2.5	-0.1
Janitorial services.....	561720		-0.4	0.0	-0.1	0.0	-2.5	-0.1
Primary services.....		561720-P	-0.5	0.0	-0.1	0.0	-2.6	-0.1
Janitorial cleaning services.....		561720-5	-0.5	0.0	-0.1	0.0	-2.6	-0.1
Nonresidential cleaning services.....		561720-51	-0.5	0.0	-0.1	0.0	-2.8	-0.1
Residential cleaning services.....		561720-52	0.0	0.0	0.0	0.0	0.0	0.0
Waste collection.....	5621		8.6	-0.3	0.0	1.2	0.8	0.0
Waste collection.....	56211		8.6	-0.3	0.0	1.2	0.8	0.0
Solid waste collection.....	562111		8.6	-0.3	0.0	1.2	0.8	0.0
Primary services.....		562111-P	9.4	-0.4	-0.1	1.3	0.8	0.0
Solid waste collection services.....		562111-2	9.4	-0.4	-0.1	1.3	0.8	0.0
Offices of physicians.....	6211		0.5	-0.1	0.2	0.0	0.0	0.1
Offices of physicians.....	62111		0.5	-0.1	0.2	0.0	0.0	0.1
Offices of physicians, except mental health.....	621111		0.5	-0.1	0.2	0.0	0.0	0.1
Primary services.....		621111-P	0.5	-0.1	0.2	0.0	0.0	0.1
One and two physician practices and single specialty group practices.....		621111-4	-0.3	-0.1	0.1	0.0	0.0	0.1
General/family practice.....		621111-411	1.9	0.1	0.1	0.0	0.0	0.4
Internal medicine.....		621111-412	-2.6	0.0	0.4	0.0	0.0	0.0
General surgery and other surgical specialties.....		621111-413	-0.8	0.0	0.0	0.0	0.0	-0.2
Pediatrics.....		621111-414	1.5	0.0	0.0	0.0	0.0	0.2
Obstetrics/gynecology.....		621111-415	1.5	0.0	0.0	0.0	0.0	0.0
Other specialty.....		621111-419	-0.7	-0.7	0.0	0.0	0.0	0.0
Multispecialty group practice.....		621111-5	2.2	0.2	0.5	0.0	0.0	0.2
Offices of dentists.....	6212		2.8	0.0	0.0	0.5	0.0	0.0
Offices of dentists.....	62121		2.8	0.0	0.0	0.5	0.0	0.0
Offices of dentists.....	621210		2.8	0.0	0.0	0.5	0.0	0.0
Primary services.....		621210-P	2.9	0.0	0.0	0.5	0.0	0.0
Dental visits and consultations.....		621210-1	0.9	0.0	0.0	1.0	0.0	-0.1
Private insurance patients: dental visits and consultations.....		621210-11	2.0	0.0	0.0	1.0	0.0	-0.1
Medicare, Medicaid and all other patients: dental visits and consultations.....		621210-12	-0.6	0.0	0.0	1.1	0.0	-0.1
Dental surgical intervention services.....		621210-2	1.2	0.0	0.0	0.0	0.0	0.0
Private insurance patients: dental surgical intervention services.....		621210-21	0.6	0.0	0.0	0.0	0.0	0.0

See footnotes at end of table.

Table 12. Producer price index percentage changes for the net output of selected industries and their products, not seasonally adjusted — Continued
 [October 2023]

Title ¹	Industry code	Product code	Unadjusted 12-month percent change ²	Unadjusted 1-month percent change ²				
				Oct. 2022 to Oct. 2023 ^P	May to June	June to July ^P	July to Aug. ^P	Aug. to Sept. ^P
Offices of dentists - Continued								
Medicare, Medicaid and all other patients: dental surgical intervention services..		621210-22	1.9	0.0	0.0	0.0	0.0	0.0
Dental non-surgical intervention services.....		621210-3	4.8	0.0	0.0	0.2	0.0	0.0
Private insurance patients: dental non-surgical intervention services.....		621210-31	2.7	0.0	0.0	0.2	0.0	0.0
Medicare, Medicaid and all other patients: dental non-surgical intervention services.....		621210-32	7.4	0.0	0.0	0.3	0.0	0.0
Medical and diagnostic laboratories.....	6215		0.6	0.0	0.1	0.1	0.0	0.0
Medical and diagnostic laboratories.....	62151		0.6	0.0	0.1	0.1	0.0	0.0
Medical laboratories.....	621511		0.0	0.0	0.0	0.1	0.1	0.0
Primary services.....		621511-P	0.0	0.0	0.0	0.1	0.1	0.0
Medical laboratory services.....		621511-2	0.0	0.0	0.0	0.1	0.1	0.0
Medicare patients.....		621511-23	2.6	0.0	0.0	0.0	0.0	0.0
Medicaid patients.....		621511-24	-0.3	0.0	0.0	0.0	0.0	0.0
Private insurance patients.....		621511-25	-0.4	-0.1	-0.1	0.2	0.1	0.0
All other patients.....		621511-26	1.0	0.0	0.0	0.0	0.0	0.0
Diagnostic imaging centers.....	621512		1.7	0.0	0.2	0.0	0.0	0.0
Primary services.....		621512-P	1.7	0.0	0.2	0.0	0.0	0.0
Diagnostic imaging services.....		621512-4	1.7	0.0	0.2	0.0	0.0	0.0
Medicare and Medicaid patients.....		621512-41	0.4	0.0	0.0	0.0	0.0	0.0
Private insurance and all other patients.....		621512-42	2.2	0.0	0.3	0.0	0.0	0.0
Home health care services.....	6216		4.6	0.1	0.3	0.7	0.4	0.4
Home health care services.....	62161		4.6	0.1	0.3	0.7	0.4	0.4
Home health care services.....	621610		4.6	0.1	0.3	0.7	0.4	0.4
Primary services.....		621610-P	4.8	0.1	0.3	0.6	0.5	0.4
Medicare and Medicaid patients.....		621610-3	4.5	0.0	0.5	0.6	0.5	0.5
Medicare patients.....		621610-31	-0.3	0.0	0.0	0.0	0.0	1.1
Medicaid patients.....		621610-32	8.4	0.0	0.8	1.0	0.9	0.1
Private insurance and all other patients.....		621610-4	5.8	0.5	0.0	0.7	0.3	0.0
Private insurance patients.....		621610-41	6.5	0.0	0.0	0.0	3.1	0.0
All other patients.....		621610-42	6.2	0.5	0.0	0.8	0.0	0.0
Other receipts.....		621610-SM	2.1	0.0	0.0	0.9	0.0	0.9
All other ambulatory health care services.....	62199		4.7	0.0	0.6	0.1	-0.7	0.2
Blood and organ banks.....	621991		4.7	0.0	0.6	0.1	-0.7	0.2
Primary services.....		621991-P	4.7	0.0	0.6	0.0	-0.7	0.2
Human blood services.....		621991-1	2.9	0.1	0.8	0.1	-1.0	0.0
Human red blood and whole blood services.....		621991-12	2.9	0.2	0.5	0.4	0.2	0.2
Human blood plasma services.....		621991-13	3.2	0.0	1.1	-0.1	-2.4	-0.2
Human blood platelet and other blood services.....		621991-14	3.0	0.1	0.4	0.2	0.4	0.4
Human organ, bone, tissue, and other bank services.....		621991-2	9.6	-0.2	0.1	-0.1	0.0	0.7
Other receipts.....		621991-SM	5.8	0.0	0.4	2.6	-0.1	0.6
Hospitals.....	622		3.4	0.0	0.4	0.0	0.1	1.1
General medical and surgical hospitals.....	6221		3.4	0.0	0.4	0.0	0.1	1.1
General medical and surgical hospitals.....	62211		3.4	0.0	0.4	0.0	0.1	1.1
General medical and surgical hospitals.....	622110		3.4	0.0	0.4	0.0	0.1	1.1
Primary services.....		622110-P	3.6	0.0	0.5	0.0	0.2	1.1
Certain infectious and parasitic diseases.....		622110-201	3.3	0.0	0.1	0.0	0.0	1.0
Neoplasms.....		622110-202	5.1	-1.8	0.0	-0.5	1.4	1.5
Diseases of the blood & blood-forming organs & certain disorders involving the immune mechanism.....		622110-203	6.4	0.0	0.0	0.0	0.0	1.9
Endocrine, nutritional and metabolic diseases.....		622110-204	-3.5	-0.5	-2.5	1.5	0.0	-1.0
Mental and behavioural disorders.....		622110-205	1.6	0.6	0.8	-0.6	0.0	0.3
Diseases of the nervous system.....		622110-206	1.2	0.0	0.2	0.4	0.0	0.7
Diseases of the circulatory system.....		622110-209	3.9	0.1	0.4	0.1	0.0	1.9
Diseases of the respiratory system.....		622110-210	8.1	-0.1	5.3	0.1	0.0	2.0
Diseases of the digestive system.....		622110-211	5.9	-0.1	0.5	0.1	0.2	1.3
Diseases of the skin and subcutaneous tissue.....		622110-212	5.1	0.4	0.0	0.0	0.0	1.8
Diseases of the musculoskeletal system and connective tissue.....		622110-213	3.8	0.5	0.4	0.0	0.0	1.4
Diseases of the genitourinary system.....		622110-214	3.5	0.0	0.0	0.4	0.0	0.6
Pregnancy, childbirth and the puerperium.....		622110-215	6.1	1.2	1.1	-0.3	0.3	0.4
Certain conditions originating in the perinatal period.....		622110-216	10.9	2.1	2.8	-0.1	0.0	2.2

See footnotes at end of table.

Table 12. Producer price index percentage changes for the net output of selected industries and their products, not seasonally adjusted — Continued
 [October 2023]

Title ¹	Industry code	Product code	Unadjusted 12-month percent change ²	Unadjusted 1-month percent change ²				
				Oct. 2022 to Oct. 2023 ^P	May to June	June to July ^P	July to Aug. ^P	Aug. to Sept. ^P
General medical and surgical hospitals - Continued								
Symptoms, signs and abnormal clinical and laboratory findings, not elsewhere classified.....		622110-218	5.9	0.4	-0.2	-0.1	0.0	0.2
Injury, poisoning and certain other consequences of external causes.....		622110-219	5.0	0.0	0.0	0.0	0.7	1.0
Factors influencing health status and contact with health services.....		622110-221	-1.8	-0.8	-0.5	0.1	0.0	0.8
Other diseases.....		622110-223	2.5	0.4	1.2	-0.4	0.0	-0.2
Psychiatric and substance abuse hospitals.....	6222		2.8	0.0	0.4	-0.1	0.0	0.0
Psychiatric and substance abuse hospitals.....	62221		2.8	0.0	0.4	-0.1	0.0	0.0
Psychiatric and substance abuse hospitals.....	622210		2.8	0.0	0.4	-0.1	0.0	0.0
Primary services.....		622210-P	2.8	0.0	0.4	-0.1	0.0	0.0
Psychiatric hospitals.....		622210-3	3.2	0.0	0.6	-0.1	0.0	0.0
Medicare patients: psychiatric hospitals.....		622210-31	2.5	0.0	0.4	0.0	0.0	0.0
Medicaid patients: psychiatric hospitals.....		622210-32	7.1	0.0	1.0	-0.3	0.0	0.0
Private insurance and all other patients: psychiatric hospitals.....		622210-33	1.9	0.0	0.4	-0.1	0.0	0.0
Other specialty hospitals.....	6223		3.2	0.4	0.6	-0.5	0.1	3.9
Other specialty hospitals.....	62231		3.2	0.4	0.6	-0.5	0.1	3.9
Other specialty hospitals.....	622310		3.2	0.4	0.6	-0.5	0.1	3.9
Primary services.....		622310-P	2.7	0.4	0.6	-0.6	0.1	4.4
Specialty, except psychiatric and substance abuse, hospitals.....		622310-6	2.7	0.4	0.6	-0.6	0.1	4.4
Medicare patients.....		622310-61	4.7	-0.3	-0.5	0.0	0.1	1.9
Medicaid patients.....		622310-62	30.2	0.4	0.6	-1.0	-2.0	32.3
Private insurance and all other patients.....		622310-63	-2.3	0.9	1.4	-0.9	0.4	1.1
Nursing care facilities.....	6231		5.1	-0.1	1.7	0.3	-0.3	1.1
Nursing care facilities.....	62311		5.1	-0.1	1.7	0.3	-0.3	1.1
Nursing care facilities.....	623110		5.1	-0.1	1.7	0.3	-0.3	1.1
Primary services.....		623110-P	5.4	-0.1	1.8	0.4	-0.3	1.1
Medicare and Medicaid patients.....		623110-1	5.7	-0.1	2.3	0.3	-0.5	1.8
Medicaid patients.....		623110-101	6.8	-0.2	3.8	0.5	-0.8	0.5
Medicare patients.....		623110-102	4.1	0.0	0.0	0.0	0.0	4.0
Private insurance and all other patients.....		623110-3	4.9	-0.1	1.2	0.4	0.0	0.2
Private insurance patients.....		623110-301	0.6	0.0	0.9	0.0	0.0	0.0
All other patients.....		623110-302	5.8	-0.1	1.3	0.5	0.0	0.3
Residential developmental disability homes.....	62321		10.1	0.0	2.4	0.0	0.1	0.8
Residential developmental disability homes.....	623210		10.1	0.0	2.4	0.0	0.1	0.8
Primary services.....		623210-P	8.3	0.0	2.7	0.0	0.1	0.0
Residential intellectual and developmental disability services.....		623210-1	8.3	0.0	2.7	0.0	0.1	0.0
Medicaid patients.....		623210-11	4.8	0.0	2.4	0.0	0.1	0.0
Non-Medicaid patients.....		623210-12	24.3	0.0	4.0	0.0	0.0	0.0
Amusement and theme parks.....	7131		5.0	-0.4	0.9	-4.5	0.1	6.3
Amusement and theme parks.....	71311		5.0	-0.4	0.9	-4.5	0.1	6.3
Amusement and theme parks.....	713110		5.0	-0.4	0.9	-4.5	0.1	6.3
Primary services.....		713110-P	4.6	-0.4	1.0	-4.8	0.1	6.4
Amusement and theme park admissions.....		713110-1	5.4	-0.8	1.4	-6.8	0.2	9.0
Amusement and theme park food and beverage sales.....		713110-2	6.6	0.7	-0.3	0.0	0.0	0.0
Amusement and theme park merchandise sales, games, and other services.....		713110-3	-11.4	0.1	1.5	-0.5	-1.6	5.3
Other receipts.....		713110-SM	13.4	-0.6	0.5	0.4	0.7	5.5
Golf courses and country clubs.....	71391		6.4	0.1	0.2	0.1	0.0	0.1
Golf courses and country clubs.....	713910		6.4	0.1	0.2	0.1	0.0	0.1
Primary services.....		713910-P	6.4	0.1	0.2	0.1	0.0	0.1
Membership dues and fees.....		713910-1	8.8	0.4	0.3	0.0	0.0	0.0
Greens and guest fees.....		713910-2	0.0	-0.6	0.1	-0.2	0.0	0.3
Food and beverage sales.....		713910-3	7.1	0.0	0.0	0.7	0.0	0.0
Equipment rentals and all other golf services.....		713910-4	3.1	-0.5	0.0	0.0	0.0	0.0
Fitness and recreational sports centers.....	71394		3.4	-0.1	0.2	0.1	0.0	0.2
Fitness and recreational sports centers.....	713940		3.4	-0.1	0.2	0.1	0.0	0.2
Primary services.....		713940-P	3.3	-0.1	0.3	0.0	0.0	0.2
Fitness and recreational facility memberships.....		713940-1	2.9	0.0	0.0	0.0	0.0	0.3
Recreational facility admissions, classes, and other fitness center services.....		713940-2	4.3	-0.2	0.8	0.0	0.0	0.0
Other receipts.....		713940-SM	3.3	0.0	0.0	0.6	0.0	0.0

See footnotes at end of table.

Table 12. Producer price index percentage changes for the net output of selected industries and their products, not seasonally adjusted — Continued
 [October 2023]

Title ¹	Industry code	Product code	Unadjusted 12-month percent change ²	Unadjusted 1-month percent change ²					
				Oct. 2022 to Oct. 2023 ^P	May to June	June to July ^P	July to Aug. ^P	Aug. to Sept. ^P	Sept. to Oct. ^P
Accommodation.....	721		1.4	5.1	0.0	-2.4	0.5	-1.1	
Accommodation.....	7211		1.4	5.1	0.0	-2.4	0.5	-1.1	
Hotels (exc casino hotels) and motels.....	72111		3.5	6.6	0.3	-3.3	-0.1	-0.1	
Hotels and motels, except casino hotels.....	721110		3.5	6.6	0.3	-3.3	-0.1	-0.1	
Primary services.....		721110-P	3.5	6.6	0.3	-3.4	-0.2	0.0	
Guestroom rental.....		721110-1	3.7	8.2	0.3	-4.4	-0.2	-0.1	
Limited service hotels and motels guestroom rental.....		721110-101	1.9	1.3	2.6	-0.7	-3.5	-1.0	
Full service hotels and motels guestroom rental.....		721110-102	2.1	11.7	-5.0	-4.3	4.8	1.2	
Luxury and resort hotels guestroom rental.....		721110-103	1.1	7.6	6.3	-6.5	-4.5	-1.4	
Hotel and motel food and beverage and related services.....		721110-2	2.0	-0.1	0.4	0.4	0.0	0.4	
Hotel and motel food and nonalcoholic beverage and related services.....		721110-201	2.0	-0.2	0.6	0.5	-0.3	0.5	
Hotel and motel alcoholic beverage and related services.....		721110-202	2.0	0.4	0.0	0.1	1.2	0.2	
Other hotel and motel services.....		721110-5	4.1	0.7	-0.2	1.7	-0.3	-0.2	
Other receipts.....		721110-SM1	7.7	5.2	-0.6	3.1	2.4	-2.6	
Casino hotels.....	72112		-4.5	0.6	-1.0	0.7	2.4	-4.2	
Casino hotels.....	721120		-4.5	0.6	-1.0	0.7	2.4	-4.2	
Primary services.....		721120-P	-4.6	0.6	-1.0	0.7	2.4	-4.2	
Casino hotel guestroom rental.....		721120-1	-20.5	2.1	-2.2	5.9	10.4	-24.7	
Casino hotel food and beverage and related services.....		721120-2	3.4	0.6	0.3	0.0	0.0	-0.1	
Casino hotel food and nonalcoholic beverage and related services.....		721120-201	2.1	0.3	0.4	0.0	0.0	-0.1	
Casino hotel alcoholic beverage and related services.....		721120-202	6.2	1.1	0.0	0.0	0.0	0.0	
Casino gaming receipts.....		721120-5	-2.4	0.0	-1.0	-0.7	0.6	1.7	
Other casino hotel services.....		721120-6	4.8	2.3	0.0	0.0	0.0	0.0	
Other receipts.....		721120-SM1	1.1	1.2	0.5	1.1	1.0	-4.0	
Commercial machinery repair and maintenance.....	8113		6.9	0.0	1.2	0.0	1.8	0.0	
Commercial machinery repair and maintenance.....	81131		6.9	0.0	1.2	0.0	1.8	0.0	
Commercial machinery repair and maintenance.....	811310		6.9	0.0	1.2	0.0	1.8	0.0	
Primary services.....		811310-P	6.8	0.0	1.2	0.0	1.9	0.0	
Maintenance and repair services for agricultural, construction, and mining machinery.....		811310-5	6.9	0.0	0.0	0.0	1.0	0.0	
Maintenance and repair services for commercial and service industry machinery.....		811310-6	9.0	0.0	4.8	0.0	3.5	0.0	
Maintenance and repair services for industrial machinery.....		811310-7	6.9	0.0	0.0	0.0	1.9	0.0	
Maintenance and repair services for general purpose machinery.....		811310-8	1.9	0.0	0.0	0.0	0.0	0.0	
Special indexes									
New nonresidential building construction by contractor type/region.....	236400		1.1	0.0	-1.2	0.2	0.0	-0.4	
General contractors.....		236400-1	1.3	0.1	-0.8	0.1	0.1	-0.3	
General contractors, Northeast.....		236400-11	0.4	0.0	-0.8	0.0	0.0	-0.3	
General contractors, South.....		236400-12	2.0	0.2	-0.2	0.0	0.3	-0.3	
General contractors, Midwest.....		236400-13	0.3	-0.2	-0.7	0.3	-0.2	0.3	
General contractors, West.....		236400-14	1.6	0.1	-1.7	0.1	0.0	-0.9	
Plumbing, heating, and air conditioning contractors.....		236400-221	5.6	0.2	0.5	0.7	0.1	0.9	
Plumbing, heating, and air conditioning contractors, Northeast.....		236400-2211	5.4	0.0	0.2	0.0	0.0	0.7	
Plumbing, heating, and air conditioning contractors, South.....		236400-2212	6.3	0.0	1.4	1.9	0.0	0.8	
Plumbing, heating, and air conditioning contractors, Midwest.....		236400-2213	1.0	0.0	0.0	-1.1	0.0	0.8	
Plumbing, heating, and air conditioning contractors, West.....		236400-2214	9.3	0.8	-0.1	1.2	0.3	1.2	
Electrical contractors.....		236400-222	2.8	-0.2	-1.8	-0.1	0.1	-0.8	
Electrical contractors, Northeast.....		236400-2221	3.2	0.2	-2.4	0.2	0.1	-0.9	
Electrical contractors, South.....		236400-2222	4.9	-0.8	-1.2	0.0	0.0	-1.1	
Electrical contractors, Midwest.....		236400-2223	-0.7	0.0	-2.9	-0.2	0.5	-0.4	
Electrical contractors, West.....		236400-2224	2.4	0.2	-1.3	-0.2	0.1	-0.7	
Roofing contractors.....		236400-223	9.5	0.1	-0.8	0.0	-1.2	0.5	
Roofing contractors, Northeast.....		236400-2231	8.7	0.0	-1.2	0.0	-0.9	2.4	
Roofing contractors, South.....		236400-2232	-	-0.1	1.3	0.0	-3.9	-	
Roofing contractors, Midwest.....		236400-2233	10.7	0.0	-1.5	0.0	0.7	0.2	
Roofing contractors, West.....		236400-2234	9.9	0.3	-2.3	-0.2	0.1	-0.4	
Poured concrete foundation and structure contractors.....		236400-224	-2.8	0.2	-2.9	-0.1	0.0	1.3	
Poured concrete foundation and structure contractors, Northeast.....		236400-2241	-2.0	0.0	-1.9	0.0	0.0	2.1	
Poured concrete foundation and structure contractors, South.....		236400-2242	-3.7	0.0	-4.1	-0.1	0.1	1.2	
Poured concrete foundation and structure contractors, Midwest.....		236400-2243	-3.6	0.4	-1.2	0.1	-0.3	1.2	
Poured concrete foundation and structure contractors, West.....		236400-2244	-1.2	0.3	-2.9	-0.2	0.0	1.3	
New nonresidential building construction by region.....	236500		1.0	0.0	-1.3	0.1	0.1	-0.4	
New nonresidential building construction, Northeast.....		236500-1	2.2	0.0	-1.1	0.0	0.0	0.2	

See footnotes at end of table.

Table 12. Producer price index percentage changes for the net output of selected industries and their products, not seasonally adjusted — Continued
 [October 2023]

Title ¹	Industry code	Product code	Unadjusted 12-month percent change ²	Unadjusted 1-month percent change ²				
				Oct. 2022 to Oct. 2023 ^p	May to June	June to July ^p	July to Aug. ^p	Aug. to Sept. ^p
New nonresidential building construction by region - Continued								
New nonresidential building construction, South.....		236500-2	1.7	-0.1	-0.9	0.2	0.1	-0.5
New nonresidential building construction, Midwest.....		236500-3	-0.5	-0.1	-1.1	0.0	-0.1	0.3
New nonresidential building construction, West.....		236500-4	0.5	0.2	-1.9	0.2	0.1	-1.2
Nonresidential building maintenance & repair.....	2381MR		3.5	0.1	0.1	0.0	0.0	0.1
General medical and surgical hospitals by patient type.....								
Medicare patients.....	62211A	62211A-2	3.1	-0.3	0.1	0.0	0.0	2.0
Medicaid patients.....		62211A-4	1.4	0.0	1.5	-0.3	0.0	0.0
Private insurance and all other patients.....		62211A-6	5.0	0.1	0.5	0.1	0.3	0.7
Private insurance patients.....		62211A-61	4.5	0.1	0.5	0.1	0.1	0.7
All other patients.....		62211A-62	8.5	0.0	0.5	0.1	2.0	0.5
Premiums for property and casualty insurance ³								
Primary services.....	924126	924126-P	5.5	1.9	0.1	0.1	0.3	0.0
Premiums for private passenger auto insurance.....		924126-1	8.9	3.7	0.1	0.0	0.2	0.0
Premiums for homeowner's insurance.....		924126-2	5.7	1.0	0.2	0.2	1.1	0.0
Premiums for commercial auto insurance.....		924126-3	0.8	0.4	0.1	0.0	0.5	0.0
Premiums for non-auto liability insurance.....		924126-4	1.8	0.0	0.2	0.7	0.1	0.0
Premiums for medical malpractice insurance.....		924126-402	0.6	0.0	0.0	0.0	0.0	0.0
Premiums for product and other non-auto liability insurance.....		924126-403	2.0	0.0	0.2	0.8	0.2	0.0
Premiums for commercial multiple peril insurance.....		924126-5	4.2	0.0	-0.1	0.0	0.9	0.0
Premiums for worker's compensation insurance.....		924126-6	-2.1	0.0	0.0	0.0	-0.5	0.0
Premiums for other property and casualty insurance.....		924126-7	1.2	0.0	0.2	0.0	0.0	-0.3

¹ Industry and product class indexes may include products not shown separately.

² All indexes are subject to revision for 4 months after their originally scheduled publication to incorporate late reports and corrections by survey respondents.

³ The special index for 924126, in which prices reflect premiums only, contrasts with the index shown elsewhere in this table for NAICS 524126, where prices reflect premiums plus the amount of investment income earned on the invested portion of the premium.

p Preliminary

"-" Data not available.

n.e.c. = Not elsewhere classified.

NOTE: Titles of some industries and products are not shown in this table because they fail to meet our publication criteria.

Table 13. Producer price indexes and percentage changes for special commodity groupings, not seasonally adjusted

[October 2023, Index base 1982=100, unless otherwise indicated]

Title	Other index base	Commodity code		Unadjusted index ¹					Unadjusted 1-month percent change ¹	Unadjusted 12-month percent change ¹
		Group code	Item code	June 2023	July 2023 ^p	Aug. 2023 ^p	Sept. 2023 ^p	Oct. 2023 ^p	Sept. to Oct. ^p	Oct. 2022 to Oct. 2023 ^p
All commodities except farm products.....		SI	006111	255.019	255.403	259.980	261.539	258.311	-1.2	-2.9
Industrial commodities less fuels.....		ILF	T15M05	257.683	256.676	256.388	256.270	256.463	0.1	0.2
Construction materials.....		SI	012011	337.336	334.576	333.980	332.224	329.690	-0.8	-1.2
Chemicals and allied products, including synthetic rubber and synthetic fibers and yarns.....		SI	020011	341.575	336.580	335.197	335.501	338.415	0.9	-4.0
Lumber and plywood.....		SI	004011	262.003	266.167	259.421	258.535	256.184	-0.9	-11.5
Foods										
All foods.....		SI	013011	260.226	259.419	260.441	261.619	260.547	-0.4	-3.2
Apples.....	06/08	SI	01102A	148.548	152.042	155.367	155.588	133.180	-14.4	-6.9
Berries.....	06/08	SI	01102B	127.636	85.597	121.841	85.532	82.998	-3.0	-45.5
Processed foods.....		SI	095011	262.675	262.140	263.700	265.911	265.746	-0.1	0.8
Textiles										
Selected textile mill products.....		SI	134011	197.597	197.222	197.648	198.732	198.702	0.0	0.1
Hosiery.....		SI	092011	183.936	185.510	185.510	185.510	185.510	0.0	0.7
Underwear and nightwear.....		SI	094011	159.706	159.706	159.706	159.706	159.830	0.1	0.7
Metals										
Steel mill products, including fabricated wire products.....		SI	STEEL1	347.492	331.828	325.553	314.843	307.272	-2.4	-9.9
Finished steel mill products, excluding fabricated wire products.....		SI	STEEL2	338.000	320.437	313.526	301.344	293.270	-2.7	-10.4
Finished steel mill products, including fabricated wire products.....		SI	STEEL3	340.397	323.685	317.077	305.647	297.782	-2.6	-10.4
Special metals and metal products.....		SI	018011	245.478	243.534	242.651	241.493	240.929	-0.2	-0.4
Fabricated metal products.....		SI	017011	284.112	284.287	283.741	283.226	283.331	0.0	0.3
Copper and copper products.....		SI	019011	513.803	509.161	499.785	499.885	492.168	-1.5	4.1
Machinery										
Machinery and motive products.....		SI	093011	186.614	187.082	187.285	187.427	187.904	0.3	3.0
Machinery and equipment, except electrical.....		SI	089011	209.111	209.884	210.257	210.590	210.942	0.2	4.8
Agricultural machinery, including tractors.....		SI	024011	330.197	331.111	331.244	332.859	334.164	0.4	1.5
Metalworking machinery.....		SI	021011	247.210	247.733	247.969	250.049	250.195	0.1	6.0
Total tractors.....		SI	023011	288.111	293.507	291.054	291.054	291.054	0.0	6.2
Agriculture machinery and equipment, less parts.....		SI	021012	325.583	326.484	326.615	328.207	329.494	0.4	1.5
Agricultural machinery, excluding tractors.....		SI	024012	341.130	342.029	342.317	343.854	345.084	0.4	1.6
Medical										
Pharmaceutical preparations for human and veterinary use.....		SI	070011	860.414	862.883	861.585	861.489	862.428	0.1	2.6
Pharmaceuticals for human use, prescription.....	06/01	SI	07003	315.476	316.090	316.095	316.095	316.369	0.1	2.3
Pharmaceuticals for human use, non-prescription.....	06/01	SI	07006	141.839	144.321	144.321	144.297	144.474	0.1	2.2
Health care services, Medicare patients.....	06/14	SI	HCARE1	113.766	113.823	113.824	113.825	115.485	1.5	1.2
Health care services, Medicaid patients.....	06/14	SI	HCARE2	117.518	119.315	119.542	119.544	119.954	0.3	4.5
Health care services, private insurance patients.....	06/14	SI	HCARE3	124.484	125.469	125.468	125.613	126.376	0.6	3.9
Health care services, all other patients.....	06/14	SI	HCARE4	127.707	128.211	128.559	129.265	129.384	0.1	4.8

¹ All indexes are subject to revision for 4 months after their originally scheduled publication to incorporate late reports and corrections by survey respondents.

p Preliminary

NOTE: See next page for content of indexes on this table.

Table 13 commodity groupings include the following items:

All commodities except farm products: 02 through 15

Industrial commodities less fuels: 03, 04, and 06 through 15

Construction materials: 062101, 0721, 081105, 081106, 081107, 081203, 081204, 082, 0831, 0835, 086, 092, 101502, 101703, 101704, 10250162, 104101, 105, 106, 1071, 107301, 1074051, 107411, 10830225, 1142, 1147, 11490205, 11710143, 11710144, 11710147, 11710216, 11710217, 123101, 1232, 131108, 1321, 1322, 133, 134, 1361, 1362, 137, 1392, 1394, and 139501

Chemicals and allied products, including synthetic rubber and synthetic fibers: 031, 06 less 064, and 071102

Lumber and plywood: 081 and 083

All foods: 011, 017, and 02 less 0261, 0262, and 029

Apples: 01110208, 01110209, 01110211, 01110215, 01110216, 01110220, 01110229, 01110230

Berries: 01110222, 01110224, 01110225, 01110226, 01110227

Processed foods: 02 less 0261, 0262, and 029

Selected textile mill products: 0327, 03370104, 034, 038108083, 03820312, 038303214, 038303216, and 1231

Hosiery: 03810831

Underwear and nightwear: 03810647, 03810761, 038308083

Steel mill products, including fabricated wire products: 1017 and 1088

Finished steel mill products, excluding fabricated wire products: 101703, 101704, 101705, 101706, 101706, 101707, and 101708

Finished steel mill products, including fabricated wire products: 101703, 101704, 101705, 101706, 101706, 101707, 101708, and 1088

Special metals and metal products: 10, 111, and 141

Fabricated metal products: 103 through 108

Copper and copper products: 10210201, 10220131, 102301, 102403, 102502, 10260314, and 102807013

Machinery and motive products: 11 and 14

Machinery and equipment except electrical: 111, 112, 113, 114, 115, 116, 118, and 119

Agriculture machinery, including tractors: 1114 less 111409

Metalworking machinery: 113A, 1132, 113304, 1137, and 1138

Total tractors: 111410 and 112A less 112A03

Agricultural machinery and equipment, less parts (old commodity code 111): 111 less 111409

Agricultural machinery, excluding tractors (old commodity code 1112): 1114 less 111403

Pharmaceutical preparations for human and veterinary use: 0634 and 0638

Pharmaceuticals for human use, prescription: prescription pharmaceutical price quotes from 0638

Pharmaceuticals for human use, non-prescription: non-prescription pharmaceutical price quotes from 0638

Health care services, Medicare patients: Medicare price quotes from 511 and 512

Health care services, Medicaid patients: Medicaid price quotes from 511 and 512

Health care services, private insurance patients: Private insurance price quotes from 511 and 512

Health care services, all other patients: Price quotes from 511 and 512, less Medicare, Medicaid, and private insurance

Note: Weights for the above components are those used for the comprehensive All commodities index.

Table 14. Producer price indexes and percentage changes for net inputs to industries, excluding capital investment, labor, and imports; not seasonally adjusted
 [October 2023, Index base December 2014=100, unless otherwise indicated]

Title	Other index base	Commodity code		Unadjusted index ¹					Unadjusted 1-month percent change ¹	Unadjusted 12-month percent change ¹
		Group code	Item code	June 2023	July 2023 ^P	Aug. 2023 ^P	Sept. 2023 ^P	Oct. 2023 ^P	Sept. to Oct. ^P	Oct. 2022 to Oct. 2023 ^P
Construction										
Inputs to construction industries, excluding capital investment, labor, and imports.....	06/86	IP	230000	148.031	148.732	150.520	151.054	150.170	-0.6	-0.3
Inputs to construction industries, goods.....		IP	2300001	316.927	317.594	323.335	324.485	320.714	-1.2	-1.1
Inputs to construction industries, energy.....		IP	23000012	138.778	138.249	159.452	162.077	145.012	-10.5	-19.4
Inputs to construction industries, goods less foods and energy....		IP	23000013	150.837	151.248	151.851	152.157	152.118	0.0	1.5
Inputs to construction industries, services.....		IP	2300002	145.644	147.100	147.097	147.616	148.478	0.6	1.1
Inputs to construction industries, trade services ²		IP	23000021	153.950	157.208	156.589	156.882	157.756	0.6	1.2
Inputs to construction industries, transportation and warehousing services.....		IP	23000022	130.335	129.403	129.974	132.049	133.545	1.1	-7.0
Inputs to construction industries, services less trade, transportation, and warehousing.....		IP	23000023	132.187	132.341	132.854	132.944	133.455	0.4	6.3
New construction										
Inputs to new construction, excluding capital investment, labor, and imports.....	06/86	IP	231000	148.859	149.472	151.196	151.654	150.785	-0.6	-0.2
Inputs to new construction, goods.....		IP	2310001	317.667	318.261	323.915	324.966	321.178	-1.2	-0.9
Inputs to new construction, energy.....		IP	23100012	138.393	137.706	159.153	161.455	143.463	-11.1	-19.7
Inputs to new construction, goods less foods and energy.....		IP	23100013	151.795	152.182	152.837	153.140	153.092	0.0	1.6
Inputs to new construction, services.....		IP	2310002	145.911	147.167	147.040	147.422	148.348	0.6	1.0
Inputs to new construction, trade services ²		IP	23100021	154.890	157.900	156.995	157.076	158.105	0.7	1.0
Inputs to new construction, transportation and warehousing services.....		IP	23100022	130.335	129.403	129.974	132.049	133.545	1.1	-7.0
Inputs to new construction, services less trade, transportation, and warehousing.....		IP	23100023	132.102	132.279	132.713	132.684	133.192	0.4	5.9
Inputs to residential construction industries, excluding capital investment, labor, and imports.....		06/86	IP	231100	145.482	146.566	148.139	148.830	148.070	-0.5
Inputs to residential construction industries, goods.....	IP		2311001	309.673	310.342	315.183	316.262	313.011	-1.0	-0.8
Inputs to residential construction industries, energy.....	IP		23110012	131.783	131.371	150.031	152.386	136.924	-10.1	-18.0
Inputs to residential construction industries, goods less foods and energy.....	IP		23110013	149.439	149.830	150.534	150.868	150.684	-0.1	1.2
Inputs to residential construction industries, services.....	IP		2311002	143.134	145.382	145.854	146.818	147.246	0.3	1.3
Inputs to residential construction industries, trade services ²	IP		23110021	148.321	152.472	152.911	154.153	154.261	0.1	1.8
Inputs to residential construction industries, transportation and warehousing services.....	IP		23110022	130.335	129.404	129.974	132.049	133.545	1.1	-7.0
Inputs to residential construction industries, services less trade, transportation, and warehousing.....	IP		23110023	134.709	134.792	135.269	135.218	135.758	0.4	5.9
Inputs to single family residential construction, excluding capital investment, labor, and imports.....	06/86		IP	231110	144.221	145.244	146.624	147.275	146.680	-0.4
Inputs to single family residential construction, goods.....		IP	2311101	145.100	145.361	147.241	147.646	146.359	-0.9	-0.9
Inputs to single family residential construction, energy.....		IP	23111012	135.740	135.360	153.866	156.227	140.658	-10.0	-17.4
Inputs to single family residential construction, goods less foods and energy.....		IP	23111013	149.081	149.395	150.109	150.381	150.103	-0.2	0.5
Inputs to single family residential construction, services.....		IP	2311102	142.915	145.047	145.698	146.709	147.121	0.3	1.2
Inputs to single family residential construction, trade services ²		IP	23111021	148.115	151.861	152.563	153.698	153.827	0.1	1.8
Inputs to single family residential construction, transportation and warehousing services.....		IP	23111022	130.335	129.404	129.974	132.049	133.545	1.1	-7.0
Inputs to single family residential construction, services less trade, transportation, and warehousing.....		IP	23111023	137.470	137.400	137.976	138.124	138.634	0.4	6.7
Inputs to multifamily residential construction, excluding capital investment, labor, and imports.....		06/86	IP	231120	146.985	148.191	149.715	150.624	149.958	-0.4
Inputs to multifamily residential construction, goods.....	IP		2311201	150.083	150.400	152.652	153.381	152.018	-0.9	0.8
Inputs to multifamily residential construction, energy.....	IP		23112012	137.934	137.147	155.901	158.219	142.464	-10.0	-18.0
Inputs to multifamily residential construction, goods less foods and energy.....	IP		23112013	153.495	153.908	154.836	155.446	155.247	-0.1	2.7
Inputs to multifamily residential construction, services.....	IP		2311202	143.325	145.799	146.297	147.467	147.785	0.2	1.1
Inputs to multifamily residential construction, trade services ²	IP		23112021	148.091	152.825	153.280	154.913	154.869	0.0	1.8
Inputs to multifamily residential construction, transportation and warehousing services.....	IP		23112022	130.335	129.403	129.974	132.049	133.545	1.1	-7.0
Inputs to multifamily residential construction, services less trade, transportation, and warehousing.....	IP		23112023	128.411	128.436	128.932	128.885	129.274	0.3	5.9
Inputs to other residential construction, excluding capital investment, labor, and imports.....	06/86		IP	231130	144.482	145.561	147.214	147.875	147.033	-0.6
Inputs to other residential construction, goods.....		IP	2311301	145.731	146.098	148.561	149.092	147.419	-1.1	-0.8
Inputs to other residential construction, energy.....		IP	23113012	132.204	131.774	150.759	153.147	137.502	-10.2	-18.3
Inputs to other residential construction, goods less foods and energy.....		IP	23113013	147.246	147.699	148.360	148.688	148.540	-0.1	1.5
Inputs to other residential construction, services.....		IP	2311302	142.841	144.995	145.430	146.288	146.699	0.3	1.4
Inputs to other residential construction, trade services ²	IP	23113021	149.100	153.353	153.710	154.963	155.080	0.1	1.9	

See footnotes at end of table.

Table 14. Producer price indexes and percentage changes for net inputs to industries, excluding capital investment, labor, and imports; not seasonally adjusted — Continued
 [October 2023, Index base December 2014=100, unless otherwise indicated]

Title	Other index base	Commodity code		Unadjusted index ¹					Unadjusted 1-month percent change ¹	Unadjusted 12-month percent change ¹	
		Group code	Item code	June 2023	July 2023 ^P	Aug. 2023 ^P	Sept. 2023 ^P	Oct. 2023 ^P	Sept. to Oct. ^P	Oct. 2022 to Oct. 2023 ^P	
Inputs to other residential construction, transportation and warehousing services.....		IP	23113022	130.335	129.403	129.974	132.049	133.545	1.1	-7.0	
Inputs to other residential construction, services less trade, transportation, and warehousing.....		IP	23113023	125.234	125.335	125.790	125.642	126.064	0.3	5.3	
Inputs to nonresidential construction, excluding capital investment, labor, and imports.....	06/10	IP	231200	149.062	149.441	151.132	151.492	150.689	-0.5	-0.1	
Inputs to nonresidential construction, goods.....		IP	2312001	160.238	160.607	163.447	163.976	162.163	-1.1	-0.7	
Inputs to nonresidential construction, energy.....		IP	23120012	138.402	137.872	159.068	161.690	144.646	-10.5	-19.4	
Inputs to nonresidential construction, goods less foods and energy.....		IP	23120013	151.844	152.289	152.881	153.140	153.156	0.0	1.9	
Inputs to nonresidential construction, services.....		IP	2312002	147.034	147.486	147.011	147.071	148.266	0.8	1.1	
Inputs to nonresidential construction, trade services ²		IP	23120021	164.234	165.644	163.474	162.244	164.100	1.1	0.3	
Inputs to nonresidential construction, transportation and warehousing services.....		IP	23120022	130.335	129.403	129.974	132.049	133.545	1.1	-7.0	
Inputs to nonresidential construction, services less trade, transportation, and warehousing.....		IP	23120023	125.514	125.751	126.159	126.380	126.856	0.4	6.1	
Inputs to commercial and healthcare structures, excluding capital investment, labor, and imports.....		06/10	IP	231210	151.014	151.122	152.211	152.400	151.917	-0.3	0.0
Inputs to commercial and healthcare structures, goods.....			IP	2312101	163.529	163.768	165.549	165.901	164.691	-0.7	-0.2
Inputs to commercial and healthcare structures, energy.....	IP		23121012	136.579	136.169	155.239	157.656	141.764	-10.1	-17.8	
Inputs to commercial and healthcare structures, goods less foods and energy.....	IP		23121013	153.605	153.874	154.269	154.446	154.390	0.0	1.3	
Inputs to commercial and healthcare structures, services.....	IP		2312102	148.607	148.414	148.012	147.836	149.041	0.8	0.5	
Inputs to commercial and healthcare structures, trade services ²	IP		23121021	168.272	168.215	165.833	163.839	165.869	1.2	-0.9	
Inputs to commercial and healthcare structures, transportation and warehousing services.....	IP		23121022	130.335	129.403	129.974	132.049	133.545	1.1	-7.0	
Inputs to commercial and healthcare structures, services less trade, transportation, and warehousing.....	IP		23121023	126.562	126.637	127.239	127.330	127.680	0.3	6.4	
Inputs to commercial structures, excluding capital investment, labor, and imports.....	06/10		IP	231211	151.602	151.693	152.747	152.888	152.403	-0.3	-0.1
Inputs to commercial structures, goods.....			IP	2312111	150.818	151.047	152.674	152.973	151.838	-0.7	-0.3
Inputs to commercial structures, energy.....		IP	23121112	136.563	136.142	155.370	157.799	141.835	-10.1	-17.9	
Inputs to commercial structures, goods less foods and energy.....		IP	23121113	153.949	154.229	154.593	154.740	154.673	0.0	1.2	
Inputs to commercial structures, services.....		IP	2312112	149.865	149.584	149.086	148.803	150.063	0.8	0.7	
Inputs to commercial structures, trade services ²		IP	23121121	170.207	169.862	167.157	164.843	167.018	1.3	-0.8	
Inputs to commercial structures, transportation and warehousing services.....		IP	23121122	130.335	129.403	129.974	132.049	133.545	1.1	-7.0	
Inputs to commercial structures, services less trade, transportation, and warehousing.....		IP	23121123	130.062	130.135	130.713	130.805	131.220	0.3	6.2	
Inputs to healthcare structures, excluding capital investment, labor, and imports.....		06/10	IP	231212	150.451	150.639	151.825	152.080	151.571	-0.3	-0.1
Inputs to healthcare structures, goods.....			IP	2312121	150.053	150.280	152.027	152.392	151.256	-0.7	-0.2
Inputs to healthcare structures, energy.....	IP		23121212	136.690	136.301	155.013	157.396	141.685	-10.0	-17.5	
Inputs to healthcare structures, goods less foods and energy.....	IP		23121213	153.014	153.289	153.819	154.042	153.956	-0.1	1.2	
Inputs to healthcare structures, services.....	IP		2312122	148.106	148.194	147.938	147.907	148.990	0.7	0.2	
Inputs to healthcare structures, trade services ²	IP		23121221	164.210	164.943	163.191	161.886	163.619	1.1	-0.8	
Inputs to healthcare structures, transportation and warehousing services.....	IP		23121222	130.335	129.404	129.974	132.049	133.545	1.1	-7.0	
Inputs to healthcare structures, services less trade, transportation, and warehousing.....	IP		23121223	127.828	127.910	128.458	128.370	128.602	0.2	6.2	
Inputs to industrial structures, excluding capital investment, labor, and imports.....	06/10		IP	231220	149.154	149.315	150.811	151.135	150.619	-0.3	1.0
Inputs to industrial structures, goods.....			IP	2312201	156.237	156.502	159.179	159.957	158.557	-0.9	1.1
Inputs to industrial structures, energy.....		IP	23122012	137.546	137.064	157.364	159.896	143.348	-10.3	-18.7	
Inputs to industrial structures, goods less foods and energy.....		IP	23122013	147.982	148.301	149.155	149.718	149.828	0.1	3.4	
Inputs to industrial structures, services.....		IP	2312202	150.318	150.264	149.288	148.631	150.034	0.9	0.8	
Inputs to industrial structures, trade services ²		IP	23122021	170.913	170.590	166.569	163.475	166.161	1.6	0.3	
Inputs to industrial structures, transportation and warehousing services.....		IP	23122022	130.335	129.403	129.974	132.049	133.545	1.1	-7.0	
Inputs to industrial structures, services less trade, transportation, and warehousing.....		IP	23122023	126.054	126.492	126.907	126.797	127.213	0.3	5.1	
Inputs to other nonresidential construction, excluding capital investment, labor, and imports.....		06/10	IP	231230	148.178	148.633	150.518	150.960	150.101	-0.6	-0.2
Inputs to other nonresidential construction, goods.....			IP	2312301	158.672	159.052	162.196	162.802	160.897	-1.2	-0.9
Inputs to other nonresidential construction, energy.....	IP		23123012	135.443	134.886	154.393	157.028	142.222	-9.4	-18.8	
Inputs to other nonresidential construction, goods less foods and energy.....	IP		23123013	151.292	151.777	152.428	152.711	152.733	0.0	2.1	
Inputs to other nonresidential construction, services.....	IP		2312302	146.042	146.707	146.266	146.431	147.599	0.8	1.3	
Inputs to other nonresidential construction, trade services ²	IP	23123021	162.500	164.423	162.465	161.584	163.324	1.1	0.7		

See footnotes at end of table.

Table 14. Producer price indexes and percentage changes for net inputs to industries, excluding capital investment, labor, and imports; not seasonally adjusted — Continued
 [October 2023, Index base December 2014=100, unless otherwise indicated]

Title	Other index base	Commodity code		Unadjusted index ¹					Unadjusted 1-month percent change ¹	Unadjusted 12-month percent change ¹
		Group code	Item code	June 2023	July 2023 ^P	Aug. 2023 ^P	Sept. 2023 ^P	Oct. 2023 ^P	Sept. to Oct. ^P	Oct. 2022 to Oct. 2023 ^P
Inputs to other nonresidential construction, transportation and warehousing services.....		IP	23123022	130.335	129.403	129.974	132.049	133.545	1.1	-7.0
Inputs to other nonresidential construction, services less trade, transportation, and warehousing.....		IP	23123023	125.084	125.327	125.688	125.924	126.436	0.4	6.0
Inputs to highways and streets, excluding capital investment, labor, and imports.....		IP	231231	146.177	146.658	148.625	149.081	148.109	-0.7	0.4
Inputs to highways and streets, goods.....		IP	2312311	146.020	146.429	149.382	149.978	148.195	-1.2	0.0
Inputs to highways and streets, energy.....		IP	23123112	139.399	138.806	161.127	163.858	146.202	-10.8	-20.2
Inputs to highways and streets, goods less foods and energy....		IP	23123113	150.363	150.904	151.586	151.938	152.032	0.1	3.2
Inputs to highways and streets, services.....		IP	2312312	144.377	145.046	144.283	144.349	145.613	0.9	1.5
Inputs to highways and streets, trade services ²		IP	23123121	164.307	166.297	163.450	162.192	164.317	1.3	1.2
Inputs to highways and streets, transportation and warehousing services.....		IP	23123122	127.604	126.692	127.251	129.282	130.746	1.1	-7.0
Inputs to highways and streets, services less trade, transportation, and warehousing.....		IP	23123123	124.615	124.846	125.229	125.523	125.937	0.3	6.4
Inputs to power and communication structures, excluding capital investment, labor, and imports.....		IP	231232	145.649	146.104	148.303	148.495	147.295	-0.8	-1.0
Inputs to power and communication structures, goods.....		IP	2312321	148.765	149.035	153.098	153.412	150.583	-1.8	-2.8
Inputs to power and communication structures, energy.....		IP	23123212	134.782	134.237	152.139	154.096	139.887	-9.2	-16.6
Inputs to power and communication structures, goods less foods and energy.....		IP	23123213	151.629	152.090	152.894	152.822	152.672	-0.1	1.2
Inputs to power and communication structures, services.....		IP	2312322	141.335	142.045	141.661	141.686	142.742	0.7	1.8
Inputs to power and communication structures, trade services ²		IP	23123221	160.251	162.249	160.584	159.883	161.475	1.0	0.7
Inputs to power and communication structures, transportation and warehousing services.....		IP	23123222	130.335	129.403	129.974	132.049	133.545	1.1	-7.0
Inputs to power and communication structures, services less trade, transportation, and warehousing.....		IP	23123223	123.050	123.302	123.454	123.530	124.168	0.5	4.6
Inputs to educational and vocational structures, excluding capital investment, labor, and imports.....		IP	231233	150.041	150.345	151.573	151.892	151.427	-0.3	0.1
Inputs to educational and vocational structures, goods.....		IP	2312331	149.724	150.078	151.851	152.266	151.154	-0.7	-0.2
Inputs to educational and vocational structures, energy.....		IP	23123312	131.211	130.822	149.034	151.344	136.137	-10.0	-17.7
Inputs to educational and vocational structures, goods less foods and energy.....		IP	23123313	151.583	151.992	152.568	152.845	152.761	-0.1	1.3
Inputs to educational and vocational structures, services.....		IP	2312332	148.185	148.360	148.201	148.274	149.437	0.8	0.6
Inputs to educational and vocational structures, trade services ²		IP	23123321	162.948	163.794	162.378	161.216	162.875	1.0	-0.1
Inputs to educational and vocational structures, transportation and warehousing services.....		IP	23123322	130.335	129.404	129.974	132.049	133.545	1.1	-7.0
Inputs to educational and vocational structures, services less trade, transportation, and warehousing.....		IP	23123323	127.334	127.486	128.051	128.140	128.565	0.3	6.6
Inputs to other misc. nonresidential construction, excluding capital investment, labor, and imports.....		IP	231234	147.716	148.091	149.828	150.223	149.296	-0.6	-0.5
Inputs to other misc. nonresidential construction, goods.....		IP	2312341	146.174	146.323	148.985	149.421	147.562	-1.2	-1.1
Inputs to other misc. nonresidential construction, energy.....		IP	23123412	138.032	137.491	158.647	161.321	144.507	-10.4	-19.5
Inputs to other misc. nonresidential construction, goods less foods and energy.....		IP	23123413	150.610	150.846	151.331	151.505	151.415	-0.1	1.6
Inputs to other misc. nonresidential construction, services.....		IP	2312342	146.215	147.062	146.772	147.067	148.152	0.7	0.9
Inputs to other misc. nonresidential construction, trade services ²		IP	23123421	160.416	162.814	161.267	160.793	162.305	0.9	0.5
Inputs to other misc. nonresidential construction, transportation and warehousing services.....		IP	23123422	130.335	129.403	129.974	132.049	133.545	1.1	-7.0
Inputs to other misc. nonresidential construction, services less trade, transportation, and warehousing.....		IP	23123423	125.120	125.359	125.758	125.903	126.357	0.4	5.9
Maintenance and repair construction										
Inputs to maintenance and repair construction, excluding capital investment, labor, and imports.....		IP	232000	144.414	145.144	147.128	147.726	146.574	-0.8	-0.6
Inputs to maintenance and repair construction, goods.....	06/86	IP	2320001	323.121	323.452	329.648	330.781	326.471	-1.3	-2.0
Inputs to maintenance and repair construction, energy.....		IP	23200012	145.375	144.262	170.387	173.214	152.657	-11.9	-22.8
Inputs to maintenance and repair construction, goods less foods and energy.....		IP	23200013	147.973	148.256	148.667	148.944	148.906	0.0	1.0
Inputs to maintenance and repair construction, services.....		IP	2320002	143.477	145.227	145.817	146.571	146.791	0.2	1.5
Inputs to maintenance and repair construction, trade services ²		IP	23200021	151.202	154.394	154.922	155.591	155.639	0.0	1.9
Inputs to maintenance and repair construction, transportation and warehousing services.....		IP	23200022	130.335	129.403	129.974	132.049	133.545	1.1	-7.0
Inputs to maintenance and repair construction, services less trade, transportation, and warehousing.....		IP	23200023	125.397	125.356	126.033	126.388	126.421	0.0	6.0
Inputs to residential maintenance and repair, excluding capital investment, labor, and imports.....		IP	232100	142.624	143.647	145.198	145.778	145.098	-0.5	0.2
Inputs to residential maintenance and repair, goods.....	06/86	IP	2321001	302.556	302.899	307.104	308.019	305.347	-0.9	-1.1
Inputs to residential maintenance and repair, energy.....		IP	23210012	143.899	143.180	168.588	171.666	152.404	-11.2	-21.9

See footnotes at end of table.

Table 14. Producer price indexes and percentage changes for net inputs to industries, excluding capital investment, labor, and imports; not seasonally adjusted — Continued
 [October 2023, Index base December 2014=100, unless otherwise indicated]

Title	Other index base	Commodity code		Unadjusted index ¹					Unadjusted 1-month percent change ¹	Unadjusted 12-month percent change ¹
		Group code	Item code	June 2023	July 2023 ^P	Aug. 2023 ^P	Sept. 2023 ^P	Oct. 2023 ^P	Sept. to Oct. ^P	Oct. 2022 to Oct. 2023 ^P
Inputs to residential maintenance and repair, goods less foods and energy.....		IP	23210013	146.217	146.444	146.835	147.092	147.062	0.0	0.9
Inputs to residential maintenance and repair, services.....		IP	2321002	143.962	146.162	147.144	147.931	148.030	0.1	1.8
Inputs to residential maintenance and repair, trade services ²		IP	23210021	148.994	152.309	153.493	154.352	154.128	-0.1	2.3
Inputs to residential maintenance and repair, transportation and warehousing services.....		IP	23210022	130.335	129.403	129.974	132.049	133.545	1.1	-7.0
Inputs to residential maintenance and repair, services less trade, transportation, and warehousing.....		IP	23210023	132.886	132.965	133.490	133.510	134.012	0.4	5.6
Inputs to nonresidential maintenance and repair, excluding capital investment, labor, and imports.....		IP	232200	145.196	145.806	147.880	148.408	147.219	-0.8	-0.9
Inputs to nonresidential maintenance and repair, goods.....	06/86	IP	2322001	328.090	328.403	335.121	336.267	331.609	-1.4	-2.2
Inputs to nonresidential maintenance and repair, energy.....		IP	23220012	144.279	143.521	168.857	171.927	152.651	-11.2	-22.0
Inputs to nonresidential maintenance and repair, goods less foods and energy.....		IP	23220013	148.517	148.764	149.160	149.376	149.303	0.0	1.0
Inputs to nonresidential maintenance and repair, services.....		IP	2322002	143.935	145.481	145.744	146.309	146.869	0.4	1.4
Inputs to nonresidential maintenance and repair, trade services ²		IP	23220021	153.032	156.048	156.055	156.512	156.914	0.3	1.7
Inputs to nonresidential maintenance and repair, transportation and warehousing services.....		IP	23220022	130.335	129.403	129.974	132.049	133.545	1.1	-7.0
Inputs to nonresidential maintenance and repair, services less trade, transportation, and warehousing.....		IP	23220023	125.693	125.800	126.329	126.420	126.817	0.3	6.6
Manufacturing³										
Inputs to 325510, paint and coating manufacturing, excluding capital investment, labor, and imports.....	03/13	IP	325510	126.834	124.876	125.481	125.287	124.987	-0.2	-4.1
Inputs to 325510, goods.....	03/13	IP	3255101	122.916	120.683	121.465	121.346	120.695	-0.5	-4.4
Inputs to 325510, energy.....	03/13	IP	32551012	106.457	106.570	114.297	115.514	106.733	-7.6	-8.5
Inputs to 325510, goods less foods and energy.....	03/13	IP	32551013	123.942	121.626	122.188	122.026	121.633	-0.3	-4.3
Inputs to 325510, services.....	03/13	IP	3255102	143.707	143.853	143.161	142.450	144.658	1.6	-2.4
Inputs to 325510, trade services ²	03/13	IP	32551021	151.556	152.282	149.847	146.668	150.190	2.4	-0.8
Inputs to 325510, transportation and warehousing services.....	03/13	IP	32551022	130.890	130.576	131.276	132.525	133.604	0.8	-3.7
Inputs to 326100, plastics products manufacturing, excluding capital investment, labor, and imports.....	03/14	IP	326100	121.416	118.909	118.449	118.439	117.278	-1.0	-7.1
Inputs to 326100, goods.....	03/14	IP	3261001	115.869	112.952	112.250	112.288	110.711	-1.4	-8.8
Inputs to 326100, energy.....	03/14	IP	32610012	129.170	130.402	133.469	133.714	124.800	-6.7	1.1
Inputs to 326100, goods less foods and energy.....	03/14	IP	32610013	114.977	111.768	110.802	110.825	109.762	-1.0	-9.5
Inputs to 326100, services.....	03/14	IP	3261002	141.481	141.490	142.426	142.147	143.416	0.9	0.7
Inputs to 326100, trade services ²	03/14	IP	32610021	154.793	155.432	156.552	154.735	156.798	1.3	0.1
Inputs to 326100, transportation and warehousing services.....	03/14	IP	32610022	122.184	121.560	122.092	123.685	125.145	1.2	-4.4
Inputs to 326100, services less trade, transportation, and warehousing.....	03/14	IP	32610023	128.701	128.586	129.629	129.301	129.138	-0.1	8.1
Inputs to 333130, mining and oil and gas field machinery mfg, excluding capital investment, labor, and imports.....	04/14	IP	333130	146.283	144.673	143.675	142.352	142.186	-0.1	-0.7
Inputs to 333130, goods.....	04/14	IP	3331301	136.495	134.668	133.894	132.705	131.945	-0.6	-1.2
Inputs to 333130, energy.....	04/14	IP	33313012	116.103	116.313	117.422	121.725	128.173	5.3	-2.6
Inputs to 333130, goods less foods and energy.....	04/14	IP	33313013	137.180	135.302	134.480	133.154	132.216	-0.7	-1.1
Inputs to 333130, services.....	04/14	IP	3331302	161.903	161.147	159.546	157.936	159.668	1.1	0.4
Inputs to 333130, trade services ²	04/14	IP	33313021	180.720	178.245	173.439	168.795	171.429	1.6	-0.1
Inputs to 333130, transportation and warehousing services.....	04/14	IP	33313022	120.247	119.477	119.234	120.042	122.380	1.9	-6.2
Inputs to 333130, services less trade, transportation, and warehousing.....	04/14	IP	33313023	147.900	148.960	149.703	149.450	149.538	0.1	6.6
Inputs to 336111, automobile manufacturing, excluding capital investment, labor, and imports.....	02/14	IP	336111	133.989	134.444	134.949	135.076	135.237	0.1	2.7
Inputs to 336111, goods.....	02/14	IP	3361111	119.005	119.300	119.252	119.321	119.500	0.2	2.0
Inputs to 336111, goods less foods and energy.....	02/14	IP	33611113	119.005	119.300	119.252	119.321	119.500	0.2	2.0
Inputs to 336111, services.....	02/14	IP	3361112	169.181	170.331	173.595	173.988	174.003	0.0	5.3
Inputs to 336111, trade services ²	02/14	IP	33611121	172.459	173.898	177.512	177.652	177.448	-0.1	6.7
Inputs to 336111, transportation and warehousing services.....	02/14	IP	33611122	132.392	131.445	132.025	134.133	135.652	1.1	-7.0
Inputs to 336411, airplane manufacturing, excluding capital investment, labor, and imports.....	02/14	IP	336411	129.498	129.232	129.552	129.300	129.425	0.1	2.7
Inputs to 336411, goods.....	02/14	IP	3364111	121.778	121.486	121.702	121.409	121.355	0.0	2.3
Inputs to 336411, energy.....	02/14	IP	33641112	115.959	114.837	116.481	126.055	148.950	18.2	-1.2
Inputs to 336411, goods less foods and energy.....	02/14	IP	33641113	122.008	121.717	121.930	121.614	121.507	-0.1	2.3
Inputs to 336411, services.....	02/14	IP	3364112	156.582	156.425	157.134	157.041	157.842	0.5	3.8
Inputs to 336411, trade services ²	02/14	IP	33641121	175.892	175.471	176.781	175.492	176.488	0.6	4.9
Inputs to 336411, transportation and warehousing services.....	02/14	IP	33641122	131.505	130.565	131.141	133.234	134.743	1.1	-7.0
Inputs to 336411, services less trade, transportation, and warehousing.....	02/14	IP	33641123	134.546	134.666	135.039	135.132	135.629	0.4	5.3

See footnotes at end of table.

Table 14. Producer price indexes and percentage changes for net inputs to industries, excluding capital investment, labor, and imports; not seasonally adjusted — Continued
 [October 2023, Index base December 2014=100, unless otherwise indicated]

Title	Other index base	Commodity code		Unadjusted index ¹					Unadjusted 1-month percent change ¹	Unadjusted 12-month percent change ¹
		Group code	Item code	June 2023	July 2023 ^p	Aug. 2023 ^p	Sept. 2023 ^p	Oct. 2023 ^p	Sept. to Oct. ^p	Oct. 2022 to Oct. 2023 ^p
Inputs to 336611, ship building and repairing, excluding capital investment, labor, and imports.....	02/14	IP	336611	144.835	144.594	144.442	144.106	144.045	0.0	2.7
Inputs to 336611, goods.....	02/14	IP	3366111	136.492	136.095	135.777	135.500	135.237	-0.2	1.8
Inputs to 336611, energy.....	02/14	IP	33661112	138.120	138.707	138.991	140.535	136.825	-2.6	2.8
Inputs to 336611, goods less foods and energy.....	02/14	IP	33661113	136.368	135.936	135.595	135.252	135.115	-0.1	1.7
Inputs to 336611, services.....	02/14	IP	3366112	158.250	158.307	158.473	158.033	158.356	0.2	4.3
Inputs to 336611, trade services ²	02/14	IP	33661121	182.339	179.696	177.438	173.942	175.913	1.1	-1.7
Inputs to 336611, transportation and warehousing services.....	02/14	IP	33661122	126.407	125.688	124.656	124.389	127.814	2.8	-5.4
Inputs to 336611, services less trade, transportation, and warehousing.....	02/14	IP	33661123	148.421	149.023	149.757	149.786	149.284	-0.3	7.5
Services³										
Inputs to 484000, truck transportation, excluding capital investment, labor, and imports.....	03/14	IP	484000	130.493	128.078	141.187	143.544	139.007	-3.2	-16.3
Inputs to 484000, goods.....	03/14	IP	4840001	112.772	106.469	138.388	144.129	131.794	-8.6	-31.4
Inputs to 484000, energy.....	03/14	IP	48400012	108.245	101.772	134.458	140.332	127.696	-9.0	-32.4
Inputs to 484000, goods less foods and energy.....	03/14	IP	48400013	111.890	112.173	112.207	112.296	112.353	0.1	1.3
Inputs to 484000, services.....	03/14	IP	4840002	137.847	138.212	137.812	137.739	138.768	0.7	1.0
Inputs to 484000, trade services ²	03/14	IP	48400021	178.924	178.029	181.803	180.295	184.272	2.2	4.0
Inputs to 484000, transportation and warehousing services.....	03/14	IP	48400022	131.269	132.054	130.314	130.876	131.670	0.6	-2.4
Inputs to 484000, services less trade, transportation, and warehousing.....	03/14	IP	48400023	125.687	125.868	125.963	125.441	125.589	0.1	3.1
Inputs to 621A00, offices of health practitioners, excluding capital investment, labor, and imports.....	03/13	IP	621A00	133.225	133.797	133.893	133.650	133.932	0.2	3.4
Inputs to 621A00, goods.....	03/13	IP	621A001	142.046	142.396	142.294	142.495	142.196	-0.2	2.0
Inputs to 621A00, energy.....	03/13	IP	621A0012	143.833	144.620	144.763	145.465	138.758	-4.6	4.7
Inputs to 621A00, goods less foods and energy.....	03/13	IP	621A0013	142.444	142.762	142.641	142.805	142.987	0.1	1.8
Inputs to 621A00, services.....	03/13	IP	621A002	130.127	130.790	130.965	130.545	131.059	0.4	4.1
Inputs to 621A00, trade services ²	03/13	IP	621A0021	145.100	151.293	150.171	148.416	153.397	3.4	2.5
Inputs to 621A00, transportation and warehousing services.....	03/13	IP	621A0022	121.918	121.653	117.018	111.524	119.361	7.0	-0.8
Inputs to 621A00, services less trade, transportation and warehousing.....	03/13	IP	621A0023	125.569	125.587	126.068	125.982	125.715	-0.2	4.5
Inputs to 813000, membership associations and organizations, excluding capital investment, labor, and imports.....	05/14	IP	813000	160.477	162.345	165.278	165.580	163.045	-1.5	7.4
Inputs to 813000, goods.....	05/14	IP	8130001	141.444	141.184	152.474	153.943	143.660	-6.7	-9.8
Inputs to 813000, energy.....	05/14	IP	81300012	145.308	144.846	162.285	164.419	148.457	-9.7	-15.4
Inputs to 813000, goods less foods and energy.....	05/14	IP	81300013	136.602	136.707	136.897	137.171	137.141	0.0	3.8
Inputs to 813000, services.....	05/14	IP	8130002	160.971	163.114	164.999	165.154	163.586	-0.9	10.2
Inputs to 813000, trade services ²	05/14	IP	81300021	140.316	141.754	144.007	145.222	145.456	0.2	4.3
Inputs to 813000, transportation and warehousing services.....	05/14	IP	81300022	132.504	135.360	135.847	136.077	136.184	0.1	6.6
Inputs to 813000, services less trade, transportation, and warehousing.....	05/14	IP	81300023	162.671	164.768	166.738	166.874	165.173	-1.0	10.5
Inputs to 813000, maintenance and repair construction.....	05/14	IP	8130003	135.248	135.382	135.446	135.471	135.672	0.1	3.5

¹ All indexes are subject to revision for 4 months after their originally scheduled publication to incorporate late reports and corrections by survey respondents.

² Trade indexes measure changes in margins received by wholesalers and retailers.

³ PPI data for these Net Inputs to Industry Indexes are organized by Bureau of Economic Analysis (BEA) Industry code. The set of products included in an industry input index and the weights for each commodity included in the index are derived from the BEA's Input-Output Accounts Use of Commodities by Industry table in conjunction with U.S. Census Bureau revenue data. For more information, visit <https://www.bls.gov/ppi/notices/2015/updated-inputs-to-industry-producer-price-indexes.htm> online.

p Preliminary

Table 15. Industry and industry-classified product indexes recoded, effective October 2023

<u>Old Code</u>	<u>New Code</u>
3315113315117	331511331511B

Table 16. New industry and industry-classified product indexes introduced into the Producer Price Index, effective October 2023

311511311511D1

311511311511D2

3335193335190*

* Introduced with historical data.

Table 17. Industry and industry-classified product indexes deleted from the Producer Price Index, effective October 2023

3313153313151
3313153313153Z
33151133151131
33151133151132
3315113315116

Table 18. Commodity-based product indexes recoded, effective October 2023

<u>Old Code</u>	<u>New Code</u>
113A0101	113A03101
113A0201	113A03102
113B0101	113A03103

Table 19. New commodity-based product indexes introduced into the Producer Price Index, effective October 2023

0289016221
0289016222
02890164
02890177
10250112
113A03
113A0310

Table 20. Commodity-based product indexes deleted from the Producer Price Index, effective October 2023

1015021
10150215
101504131
101504132
101504EY
10250105
10250111
10250129
10250171
113A01
113A02
113B
113B01

Technical Note

Brief Explanation of Producer Price Indexes

The Producer Price Index (PPI) of the Bureau of Labor Statistics (BLS) is a family of indexes that measures the average change over time in prices received (price changes) by producers for domestically produced goods, services, and construction. PPIs measure price change from the perspective of the seller. This contrasts with other measures, such as the Consumer Price Index (CPI). CPIs measure price change from the purchaser's perspective.

More than 10,000 PPIs for individual products and groups of products are released each month. PPIs are available for the products of virtually every industry in the mining and manufacturing sectors. Over time, new PPIs have been introduced for products of industries in the services and construction sectors of the U.S. economy. As of January 2023, the PPI covered 69 percent of services as measured by 2017 Census revenue, and 17 percent of construction.

More than 64,000 price quotations per month are organized into three sets of PPIs: (1) Final demand-Intermediate demand (FD-ID) indexes, (2) commodity indexes, and (3) indexes for the net output of industries and their products. The FD-ID structure organizes products by class of buyer and degree of fabrication as well as by stage of production. The commodity structure organizes products by similarity of end use or product type. The entire output of various industries is sampled to derive price indexes for the net output of industries and their products.

Final Demand–Intermediate Demand Indexes

The PPI FD-ID structure measures price change for goods, services, and construction sold to final demand and to intermediate demand. The FD-ID system replaced the PPI stage-of-processing (SOP) system as PPI's primary aggregation model with the release of data for January 2014. The FD-ID model expands coverage beyond that of the SOP system through the addition of services, construction, exports, and government purchases.

Compared with finished goods under the SOP system, the PPI for final demand goods includes nearly a 50 percent expansion of coverage. This increase can be traced to the addition of government purchases and exports. For overall final demand, expansion to include final demand services represents an even larger increase in coverage. In December 2022, final demand goods were about 30.7 percent of overall final demand, final demand services were roughly 66.6 percent, and final demand construction was about 2.7 percent of final demand. Within intermediate demand, coverage of services for intermediate demand resulted in about a 45 percent increase in coverage of the intermediate demand portion of the economy.

FD-ID indexes are constructed from commodity-based producer output price indexes. Commodities are allocated to aggregate indexes primarily based on the type of buyer. The main source of data used to determine the type of buyer is the "Use of commodities by industries, before redefinition," table

from the Benchmark Input-Output Accounts of the U.S. In many cases, the same commodity is purchased by different types of buyers. As a result, commodities are often included in several FD-ID indexes. For example, regular gasoline is purchased for personal consumption, export, government use, and business use. The PPI program publishes only one commodity index for regular gasoline (wpu057104), reflecting sales to all types of buyers, and this index is used in all aggregations regardless of whether the gasoline is sold for personal consumption, as an export, to government, or to businesses. Proportions based on BEA "Use of Commodities" data are used to allocate the correct portion of the total weight of gasoline to each use category. In cases when buyer type is an important price determining characteristic, indexes are created based on specific buyer type. For example, within the PPI category for loan services, separate indexes for consumer loans and business loans were constructed. For more information relating to the FD-ID structure, see "A new, experimental system of indexes from the PPI program" in the February 2011 *Monthly Labor Review*.

Final Demand: The final demand portion of the FD-ID structure measures price change for commodities sold for personal consumption, capital investment, government, and export. The system is composed of six main price indexes: final demand goods; final demand trade services; final demand transportation and warehousing services; final demand services less trade, transportation, and warehousing; final demand construction; and overall final demand.

The final demand goods index measures price change for both unprocessed and processed goods sold to final demand. Fresh fruits sold to consumers and computers sold for capital investment are examples of transactions included in the final demand goods price index. The final demand trade services index measures price change for the retailing and wholesaling of merchandise sold to final demand, generally without transformation. (Trade indexes measure changes in margins received by wholesalers and retailers.) The final demand transportation and warehousing services index tracks price change for transportation of passengers, as well as, transportation of cargo sold to final demand, and also includes prices for warehousing and storage of goods sold to final demand. The final demand services less trade, transportation, and warehousing index measures price change for all services other than trade and transportation sold to final demand. Publishing, banking, lodging, and health care are examples of these services. The final demand construction index tracks price change for new construction, as well as maintenance and repair construction sold to final demand. Construction of office buildings is an example of a commodity that would be included in the final demand construction index. Lastly, the overall final demand index tracks price change for all types of commodities sold to final demand by combining the five final demand component indexes described above.

Intermediate Demand: The intermediate demand portion of the FD-ID system tracks price change for goods, services, and construction products sold to businesses as inputs to

production, excluding capital investment. The system includes two parallel treatments of intermediate demand. The first treatment organizes intermediate demand commodities by type. The second organizes intermediate demand commodities into production stages, with the explicit goal of developing a forward-flow model of production and price change.

The intermediate demand by commodity type portion of the system organizes commodities by similarity of product. The system is composed of six main price indexes: unprocessed goods for intermediate demand; processed goods for intermediate demand; intermediate demand trade services; intermediate demand transportation and warehousing services; intermediate demand services less trade, transportation, and warehousing; and intermediate demand construction.

The unprocessed goods for intermediate demand price index measures price change for goods sold to businesses as inputs to production that have undergone no fabrication. Crude petroleum sold to refineries is an example of an unprocessed good sold to intermediate demand. The processed goods for intermediate demand index tracks price change for fabricated goods sold as business inputs. Examples include car parts sold to car manufacturers and gasoline sold to trucking companies. The index for trade services for intermediate demand measures price change for the services of retailing and wholesaling goods purchased by businesses as inputs to production. The intermediate demand transportation and warehousing services index measures price change for business travel, as well as, transportation and warehousing of cargo sold to intermediate demand. The intermediate demand services less trade, transportation, and warehousing index measures price change for services other than trade, transportation, and warehousing sold as inputs to production. Legal and accounting services purchased by businesses are examples of intermediate demand services excluding trade, transportation, and warehousing. Finally, the construction for intermediate demand index measures price change for construction purchased by firms as inputs to production. The index for construction for intermediate demand tracks price change for maintenance and repair construction purchased by firms.

The production flow treatment of intermediate demand is a stage-based system of price indexes. These indexes can be used to study price transmission across stages of production and final demand. This system is constructed in a manner that maximizes forward flow of production between stages, while minimizing back-flow of production. The production flow treatment contains four main indexes: intermediate demand stage 1, intermediate demand stage 2, intermediate demand stage 3, and intermediate demand stage 4.

Indexes for the four stages were developed by first assigning each industry in the economy to one of four stages of production, where industries assigned to the fourth stage primarily produce output consumed as final demand, industries in the third stage primarily produce output consumed by stage 4 industries, industries assigned to the second stage primarily produce output consumed by stage 3 industries, and industries assigned to the first stage produce output primarily consumed by stage 2 industries. The four indexes then track prices for the net inputs consumed by industries in each of the four stages of production. The stage 4

intermediate demand index, for example, tracks price change for inputs consumed, but not produced, by industries included in the fourth stage of production. Hence, the index tracks price change in inputs to industries that primarily produce final demand commodities (stage 4 producers primarily produce commodities sold to final demand).

Examples of heavily weighted goods-producing industries in stage 4 include the manufacture of light trucks and utility vehicles, automobiles, and pharmaceuticals. Retail trade, food service and drinking places, and hospitals are examples of heavily weighted service industries included in stage 4. Stage 4 also includes all new construction industries. Examples of goods consumed by stage 4 industries include motor vehicle parts, commercial electric power, plastic construction products, biological products, and beef and veal. Engineering services, machinery and equipment wholesaling, long distance motor carrying, and legal services constitute examples of services consumed by stage 4 industries.

Examples of highly weighted goods-producing industries included in stage 3 are motor vehicle parts manufacturing, animal (except poultry) slaughtering and processing, and semiconductor manufacturing. Services industries classified in stage 3 include wholesale trade; insurance carriers; architecture, engineering, and related services; and hotels and motels. Examples of goods consumed by stage 3 industries include slaughter steers and heifers, industrial electric power, and hot rolled steel bars, plates, and structural shapes. Services commonly consumed by stage 3 industries include commissions from sales of property and casualty insurance, business loans, temporary help services, and administrative and general management consulting services.

Petroleum refineries; electricity generation, transmission, and distribution; natural gas distribution; cattle ranching and farming; and plastic materials and resin manufacturing are among the goods-based industries assigned to stage 2. Services industries that are heavily weighted in stage 2 include management of companies and enterprises; non-depository credit intermediation; insurance agencies and brokerages; and services to buildings and dwellings. Goods commonly purchased by stage 2 industries include crude oil, natural gas, formula feeds, and primary basic organic chemicals. Services that are heavily weighted in the intermediate demand stage 2 index are legal services, business loans, and cellular phone and other wireless telecommunication.

Goods producing industries in stage 1 include oil and gas extraction, paper mills, and grain farming. Real estate, legal services, and advertising services are examples of highly weighted services industries included in stage 1. Examples of goods consumed by stage 1 industries are commercial and industrial electric power and gasoline. Services commonly consumed by stage 1 industries include solid waste collection, chemicals and allied products wholesaling, and guestroom or unit rental. It should be noted that all inputs purchased by stage 1 industries are by definition produced either within stage 1 or by latter stages of processing, leaving stage 1 less useful for price transmission analysis. For additional information on industry stage assignments, see www.bls.gov/ppi/fd-id/ppi-intermediate-demand-by-production-flow-industry-stage-assignments.htm.

Comparing the PPI with CPI

Although some data users utilize the PPI as a potential indicator of the Consumer Price Index (CPI), there are many reasons why the PPI and the CPI may diverge. The scope of the personal consumption portion of the PPI includes all marketable output sold by domestic producers for households. The scope of the CPI includes goods and services provided by business or government, where explicit user charges are paid by consumers. For example, the most heavily weighted item in the CPI, owners' equivalent rent, is excluded from the PPI. The scope of the CPI includes imports. The PPI excludes imports. The CPI only includes components of personal consumption directly paid for by the consumers, while the PPI includes components of personal consumption that may not be paid for by consumers. For example, the PPI includes medical services paid for by third parties. In contrast to CPI, PPI does not completely cover services. PPIs exclude taxes, since they do not represent producer revenue. Conversely, sales and other taxes paid by consumers are part of household expenditure and are included in the CPI. Additional technical differences between PPI and CPI also exist. For more information see "Comparing new final demand producer price indexes with other Government price indexes," *Monthly Labor Review*, January 2014, at www.bls.gov/opub/mlr/.

Commodity Indexes

The commodity classification of the PPI organizes goods, services, and construction by similarity of product or end use, disregarding industry of origin. With the release of data for July 2009, PPI expanded its commodity structure to include indexes for services and construction products. Prior to this date, the PPI commodity structure only included products from goods producing sectors. Table 9 of the *PPI Detailed Report* includes data for commodity indexes, organized in a hierarchal structure, including major groupings, subgroups, product classes, sub-product classes, and individual items.

Industry Net-Output Price Indexes

PPIs for the net output of industries and their products are grouped according to the North American Industry Classification System (NAICS). Prior to the release of January 2004, industry-based PPIs were published according to the Standard Industrial Classification (SIC) system. Industry price indexes are compatible with other economic time series organized by industry, such as data on employment, wages, and productivity. Table 11 of the *PPI Detailed Report* includes data for NAICS industries and industry groups (3-, 4-, 5-, and 6-digit codes), Census product classes (7- and 8-digit codes), products (9-digit codes), more detailed sub-products (11-digit codes), and, for some industries, indexes for other sources of revenue.

Indexes may represent one of three kinds of product categories. Every industry has primary product indexes that show changes in prices received by establishments classified in the industry for products made primarily, but not necessarily exclusively, by that industry. The industry classification of an establishment is determined by which products make up a plurality of its total shipment value. In

addition, most industries have secondary product indexes that show changes in prices received by establishments for products chiefly made in some other industry. Some industries have miscellaneous receipts indexes that track price changes for other sources of revenue received by establishments within the industry that are not derived from sales of their products; for example, resales of purchased materials, or revenues from parking lots owned by a manufacturing plant.

Data Collection

PPIs are constructed using selling prices reported by establishments of all sizes, selected by probability sampling, with the probability of selection proportionate to size. Individual items and transaction terms also are chosen by probability proportionate to size. BLS strongly encourages cooperating companies to supply actual transaction prices at the time of shipment to minimize the use of list prices. Prices submitted by survey respondents are effective on the Tuesday of the week containing the 13th day of the month. The survey is conducted online via the BLS Internet Data Collection Facility (IDCF). Data provided by survey respondents are supplemented with data from other sources for some areas.

Price data are provided by survey respondents on a voluntary and confidential basis; only sworn BLS employees are allowed access to individual company price reports. BLS publishes price indexes, not actual prices. All PPIs are subject to monthly revisions up to 4 months after original publication to reflect the availability of late reports and corrections by respondents.

BLS periodically updates the PPI sample of survey respondents to better reflect current conditions when the structure, membership, technology, or product mix of an industry shifts significantly and to spread reporting burden among smaller firms. Information on these resampling efforts are noted in the *PPI News Release* and *PPI Detailed Report* in the months they occur.

As part of an ongoing effort to expand coverage to sectors of the economy other than mining and manufacturing, an increasing number of service and construction sector industries have been introduced into the PPI. The following list of industries introduced since the mid-1990s includes the month and year in which an article describing the industry's content appeared in the *PPI Detailed Report*.

Service and construction sector industries introduced into the Producer Price Index, by SIC or NAICS code at their date of introduction and the *PPI Detailed Report* issue that announces their introduction

Title	Code	<i>PPI Detailed Report</i> Issue
	SIC	
Wireless telecommunications	4812	July 1999
Telephone communications, except radio telephone	4813	July 1995
Television broadcasting	4833	July 2002
Grocery stores	5411	July 2000
Meat and fish (seafood) markets	5421	July 2000
Fruit and vegetable markets	5431	July 2000

Title	Code	PPI Detailed Report Issue
Candy, nut, and confectionery stores	5441	July 2000
SIC		
Retail bakeries	5461	July 2000
Miscellaneous food stores	5499	July 2000
New car dealers	5511	July 2000
Gasoline service stations	5541	January 2002
Boat dealers	5551	January 2002
Recreational vehicle dealers	5561	January 2002
Miscellaneous retail	59	January 2001
Security brokers, dealers, and investment bankers	6211	January 2001
Investment advice	6282	January 2003
Life insurance carriers	6311	January 1999
Property and casualty insurance	6331	July 1998
Insurance agencies and brokerages	6412	January 2003
Operators and lessors of nonresidential buildings	6512	January 1996
Real estate agents and managers	6531	January 1996
Prepackaged software	7372	January 1998
Data processing services	7374	January 2002
Home health care services	8082	January 1997
Legal services	8111	January 1997
Engineering design, analysis, and consulting services	8711	January 1997
Architectural design, analysis, and consulting services	8712	January 1997
Premiums for property and casualty insurance	9331	July 1998
NAICS		
New Industrial building construction	236211	January 2008
New warehouse building construction	236221	July 2005
New school construction	236222	July 2006
New office construction	236223	January 2007
New health care building construction	236224	January 2013
Concrete contractors, nonresidential building work	23811X	July 2008
Roofing contractors, nonresidential building work	23816X	July 2008
Electrical contractors, nonresidential building work	23821X	July 2008
Plumbing / HVAC contractors, nonresidential building work	23822X	July 2008
Merchant wholesalers, durable goods	423	July 2005
Merchant wholesalers, nondurable goods	424	July 2005

Electronics and appliance stores	443	January 2004
Building material and garden equipment and supplies dealers	444	January 2004
Sporting goods, hobby, book, and music stores	451	January 2004
General merchandise stores	452	January 2004
Miscellaneous store retailers	453	January 2004
Pipeline transportation of natural gas	486210	June 2022
Internet service providers	518111	July 2005
Internet publishing and web search portals	519130	January 2010
Commercial banking	522110	January 2005
Savings institutions	522120	January 2005
Direct health and medical insurance carriers	524114	July 2004

Title	Code	PPI Detailed Report Issue
NAICS		
Construction, mining, and forestry machinery and equipment rental and leasing	532412	January 2005
Management consulting services	541610	January 2007
Security guards and patrol services	561612	July 2005
Offices of dentists	621210	January 2011
Blood and organ banks	621991	January 2007
Amusement and theme parks	713110	July 2006
Golf courses and country clubs	713910	July 2006
Fitness and recreational sports centers	713940	July 2005
Commercial machinery repair and maintenance	811310	July 2007

Weights

Weights for most commodity groupings of the PPI, as well as, weights for commodity-based aggregate indexes calculated from commodity groupings, such as FD-ID indexes, currently reflect 2017 values of shipments as reported in the *Census of Manufactures* and other sources. From January 2018 to December 2022, PPI weights were derived from 2012 shipment values. Industry indexes now are calculated under the 2022 NAICS structure utilizing 2017 value of shipment weights and 2012 net output ratios. The periodic update of the value weights used to calculate the PPI is done to more accurately reflect changes in production and marketing patterns in the economy.

Net output values of shipments are used as weights for industry indexes. Net output values refer to the value of shipments from establishments within the industry to buyers outside the industry. However, weights for commodity indexes are based on gross shipment values, including values of shipments between establishments within the same industry. As a result, broad commodity grouping indexes, such as the PPI for All Commodities (which is composed of major commodity groupings 01 through 15), are affected by the

multiple counting of price change at successive stages of processing, which can lead to exaggerated or misleading signals about inflation. The intermediate demand by commodity type FD-ID indexes partially correct for this defect, but industry indexes, final demand FD-ID indexes, and intermediate demand by production flow FD-ID indexes consistently correct for this at all levels of aggregation. Therefore, industry and FD-ID indexes are more appropriate than broad commodity groupings for analysis of general price trends.

Price Index Reference Base

Effective with publication of January 1988 data, many important PPI series (including most commodity groups and individual items) were placed on a new reference base, 1982 = 100. From 1971 through 1987, the standard reference base for most PPI series was 1967 = 100. Except for rounding differences, the shift to the new reference base did not alter any previously published percent changes for affected PPI series. (See “Calculating Index Changes,” below.) The 1982 reference base is not used for commodity indexes with a base later than December 1981 or for industry net output indexes and their products. The FD-ID indexes typically have a reference base of November 2009 = 100.

For further information on the underlying concepts and methodology of the Producer Price Index, see chapter 14, “Producer Prices,” in the *BLS Handbook of Methods*. This chapter can be downloaded from the BLS Web site at www.bls.gov/opub/hom/homch14.htm.

Calculating Index Changes

Each PPI measures price changes from a reference period that equals 100.0. An increase of 5.5 percent from the reference period in the Final Demand Goods Price Index, for example, is shown as 105.5. This change also can be expressed in dollars, as follows: prices received by domestic producers of a sample of final demand goods have risen from \$100 in November 2009 to \$105.50. Likewise, a current index of 90.0 would indicate that prices received by producers of final demand goods are 10 percent lower than they were in November 2009.

Movements of price indexes from one month to another are usually expressed as percent changes, rather than as changes in index points. Index point changes are affected by the level of the index in relation to its base period, whereas percent changes are not. The following example shows the computation of index point and percent changes.

Index point change

Final Demand Goods Price Index	107.5
Less previous index	104.0
Equals index point change	3.5

Index percent change

Index point change	3.5
Divided by the previous index	104.0
Equals	0.034
Result multiplied by 100	0.034 x 100

Seasonally Adjusted and Unadjusted Data

Because price data are used for different purposes by different groups, BLS publishes seasonally adjusted and unadjusted changes each month. Seasonally adjusted data are preferred for analyzing general price trends in the economy because these data eliminate the effect of changes that normally occur at about the same time, and in about the same magnitude, every year—such as price movements resulting from normal weather patterns, regular production and marketing cycles, model changeovers, seasonal discounts, and holidays. For these reasons, seasonally adjusted data more clearly reveal underlying trends. Unadjusted data are of primary interest to users who need information that can be related to actual dollar values of transactions. Individuals requiring this information include marketing specialists, purchasing agents, budget and cost analysts, contract specialists, and commodity traders. It is the unadjusted data that are generally cited when escalating long-term contracts such as purchasing agreements or real estate leases. For more information, see *Price Adjustment Guide for Contracting Parties*, on the Web at: www.bls.gov/ppi/publications/price-adjustment-guide-for-contracting-parties.htm.

Seasonal adjustment is accomplished using X-13 ARIMA, a software package published by the U.S. Census Bureau. Each year, the seasonal status of most commodity indexes is reevaluated to reflect more recent price behavior. Industry net output indexes are not seasonally adjusted. For time series that exhibit seasonal pricing patterns, new seasonal factors are estimated and applied to the unadjusted data from the prior 5 years. Updated seasonally adjusted indexes replace the most recent 5 years of seasonal data.

Seasonal factors may be applied to series using either a direct or an aggregative method. Generally, commodity indexes are seasonally adjusted using direct seasonal adjustment, which produces a more complete elimination of seasonal movements than does the aggregative method. However, the direct seasonal adjustment process may not yield figures that possess additive consistency. Thus, a seasonally adjusted index for a broad category that is directly adjusted may not be logically consistent with all seasonally adjusted indexes for its components. Seasonal movements for FD-ID indexes are derived indirectly through an aggregative method that combines movements of a wide variety of subproduct class (six-digit) series.

Seasonally adjusted indexes can become problematic when previously stable and predictable price patterns abruptly change. If the new pattern persists, the seasonal adjustment method will eventually reflect it; if the pattern keeps shifting, however, seasonally adjusted data will become chronically troublesome. This problem occurs relatively infrequently for farm and food-related products, but has more often affected manufactured products such as automobiles and steel.

Since January 1988, the PPI has used Intervention Analysis Seasonal Adjustment methods to enhance the calculation of seasonal factors. With this technique, outlier values that may distort the seasonal pattern are removed from the data prior to applying the standard seasonal factor estimation procedure. For example, a possible economic

cause for large price movements for petroleum-based products might have been the COVID-19 pandemic. In this case, intervention techniques allowed for better estimates of seasonally adjusted data. On the whole, very few series have required intervention. Out of over 400 seasonally adjusted commodity series, 69 were subject to intervention in 2023.

For more information relating to seasonal adjustment methods, see “PPI and CPI Seasonal Adjustment: an Update” in the July 2010 *Monthly Labor Review*, and “PPI and CPI Seasonal Adjustment During the COVID-19 Pandemic” in the May 2022 *Monthly Labor Review*.

Producer Price Index Data on the Internet

In 1995, the BLS began posting PPI series, news releases, and technical information to the internet. There were more than 13 million instances of PPI data being downloaded from the BLS website during 2022.

Retrieving PPI data from the PPI Web site

PPI data can be obtained online (www.bls.gov/ppi). On this page, under the tab labeled “Featured PPI databases” links provide the following methods of data retrieval:

- **Top Picks** is a form-based application for both Industry Data and Commodity Data that allows the user to quickly obtain PPI time series data by selecting the high-level aggregate and other commonly requested time series, including the All Commodities Index and the FD-ID indexes (for example, Final Demand). Within each list, any one—or all—of the time series shown can be selected. A user can modify the date range and output options after executing the query, using the reformat button above the data output table.
- **One-Screen Data Search and Multi-Screen Data Search** are form-based query applications for both Industry Data and Commodity Data designed for users unfamiliar with the PPI coding structure. These applications guide a user through the PPI classification by listing index titles and do not require knowledge of commodity or industry codes. Data retrieved are based on a query formulated by selecting data characteristics from lists provided. Two options are available to create customized tables, depending on a user’s browser capability. The one-screen option is a JavaScript application that uses a single screen to guide a user through the available time series data. The second option is a multiple-screen, non-Java-based application. Both methods allow a user to browse the PPI coding structure and select multiple series. Users can modify the date range and output options after executing the query using the reformat button above the data output table.
- **Series Report** is a form-based application that allows users to input multiple, formatted PPI time series identifiers (commodity or industry codes) as inputs in extracting data according to a specified set of date ranges and output options. This application provides the most efficient path for users who are familiar with the format of

PPI time series identifiers. There are five alphabetic prefixes used to create unique PPI time series identifiers: WP, WD, PC, PD, and ND. Each provides the user access to a different PPI database. Adding either a “u” (not seasonally adjusted) or an “s” (seasonally adjusted) to the end of these prefixes further specifies the type of data needed.

EXAMPLES

For commodity and FD-ID indexes, series identifiers combine a “wpu” prefix (not seasonally adjusted) or a “wps” prefix (seasonally adjusted) with a commodity code.

<u>Commodity code</u>	<u>Provides data for:</u>
wps141101	Passenger cars, seasonally adjusted
wpu141101	Passenger cars, not seasonally adjusted
wpufd4	Final demand, not seasonally adjusted
wpsid63	Services for intermediate demand, seasonally adjusted

For discontinued commodity indexes, series identifiers combine a “wdu” prefix (not seasonally adjusted) or a “wds” prefix (seasonally adjusted) with a commodity code.

<u>Commodity code</u>	<u>Provides data for:</u>
wds019	Other farm products, seasonally adjusted
wdu0635	Preparations, ethical (prescription), not seasonally adjusted
wdusi138011	Stainless steel mill products, not seasonally adjusted

Current price indexes grouped by industry according to NAICS have series identifiers that begin with the prefix “pcu.” After the prefix, there are 12 digits (the 6-digit industry code is listed twice) followed by up to 7 alphanumeric characters identifying product detail. Dashes are used as placeholders for higher-level industry group codes.

<u>Industry-product code, current NAICS series</u>	<u>Provides data for:</u>
pcu325---325---	Chemical manufacturing
pcu336110336110	Automobile and light duty motor vehicle manufacturing
pcu621111621111411	Offices of physicians, one- and two-physician practices and single-specialty group practices, general/family practice

Discontinued industry-product codes based on SIC combine a “pdu” prefix and “#” between the fourth and fifth characters of the product code. Series identifiers for the discontinued dataset use underscores as placeholders to complete a reference to an SIC industry group code of fewer than four digits. (All PPI industry-based indexes organized by SIC were discontinued with the introduction of NAICS in 2004.)

*Industry-product code,
discontinued SIC series*

pdu28_#
pdu331_#

pdu3711#111

Provides data for:

Chemicals and allied products
Blast furnaces, steel works,
and rolling and finishing mills
Passenger cars

Price indexes for discontinued series grouped by industry according to NAICS have identifiers that begin with the prefix “ndu”. After the prefix, there are 12 numeric digits (the 6-digit industry code is listed twice), and up to 7 additional alphanumeric characters that identify product detail. Dashes are used as placeholders for higher-level group codes.

*Industry-product code,
discontinued NAICS series*

ndu212231212231
ndu2122312122312
ndu212231212231214

Provides data for

Lead and zinc ore mining
Lead, zinc concentrates
Lead concentrates

- **Text Files** are best suited for users requiring access to either a large volume of time series data or other PPI-related documentation, such as seasonal factor tables and relative importance tables. The text files can be accessed at download.bls.gov/ or directly from links on the “PPI Databases” page or the PPI homepage. Data and documentation available for download include the following:

Industry Data	<u>Directory:</u> /pub/time.series/pc
Industry Data - Discontinued (NAICS basis)	/pub/time.series/nd
(SIC basis)	/pub/time.series/pd
Commodity Data (incl. FD-ID)	/pub/time.series/wp
Commodity Data – Discontinued	/pub/time.series/wd
Special requests	/pub/special.requests/ppi

Additional information

The PPI homepage (www.bls.gov/ppi) contains additional information regarding PPI data and methodology. The “PPI Publications” section of the homepage provides PPI news releases, both current and archived, as well as general PPI information. The “PPI Tables” section provides relative importance and seasonal factor tables. The remaining sections offer special notices and publications pertaining to PPI methodology and applications.

For questions or comments regarding PPI data classification, methodology, or data availability on the Internet, call or e-mail the Section of Index Analysis and Public Information at (202) 691-7705 or ppi-info@bls.gov. If you are deaf, hard of hearing, or have a speech disability, please dial 7-1-1 to access telecommunications relay services.