

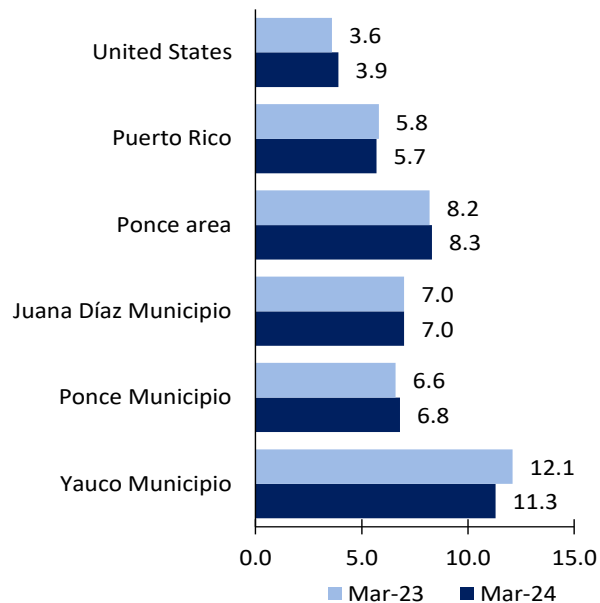
Ponce Area Economic Summary

Updated May 06, 2024

This summary presents a sampling of economic information for the area; supplemental data are provided for regions and the nation. Subjects include **unemployment, employment, wages, prices, spending, and benefits**. All data are not seasonally adjusted and some may be subject to revision. Area definitions may differ by subject. For more area summaries and geographic definitions, see www.bls.gov/regions/economic-summaries.htm.

Unemployment rates for the nation and selected areas

Unemployment rates

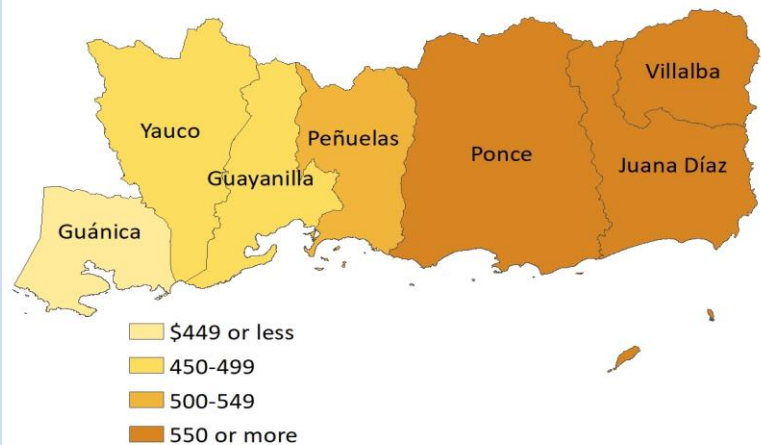


Source: U.S. BLS, Local Area Unemployment Statistics.

Average weekly wages for all industries by county

Ponce area, third quarter 2023

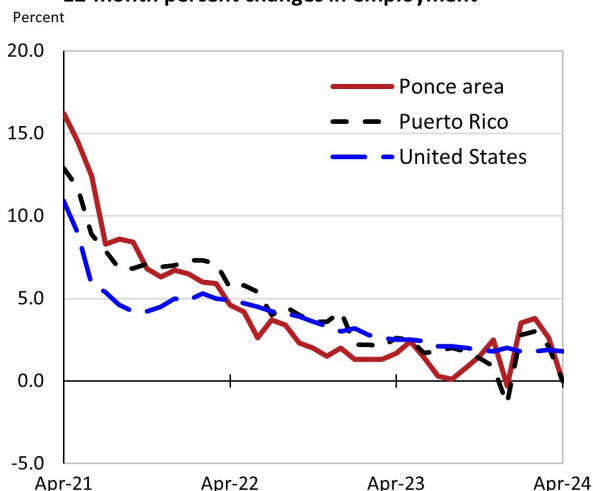
(U.S. = \$1,334; Area = \$536)



Source: U.S. BLS, Quarterly Census of Employment and Wages.

Over-the-year changes in employment on nonfarm payrolls and employment by major industry sector

12-month percent changes in employment



Source: U.S. BLS, Current Employment Statistics.

Ponce area employment (number in thousands)	Mar. 2024	Change from Mar. 2023 to Mar. 2024	
		Number	Percent
Total nonfarm	74.3	1.9	2.6
Mining, logging, and construction	2.4	-0.1	-4.0
Manufacturing	9.9	0.5	5.3
Trade, transportation, and utilities	14.5	0.7	5.1
Information	0.6	0.1	20.0
Financial activities	2.7	0.0	0.0
Professional and business services	-	-	-
Education and health services	12.1	0.2	1.7
Leisure and hospitality	7.6	0.3	4.1
Other services	-	-	-
Government	17.1	0.3	1.8

Source: U.S. BLS, Current Employment Statistics.

