

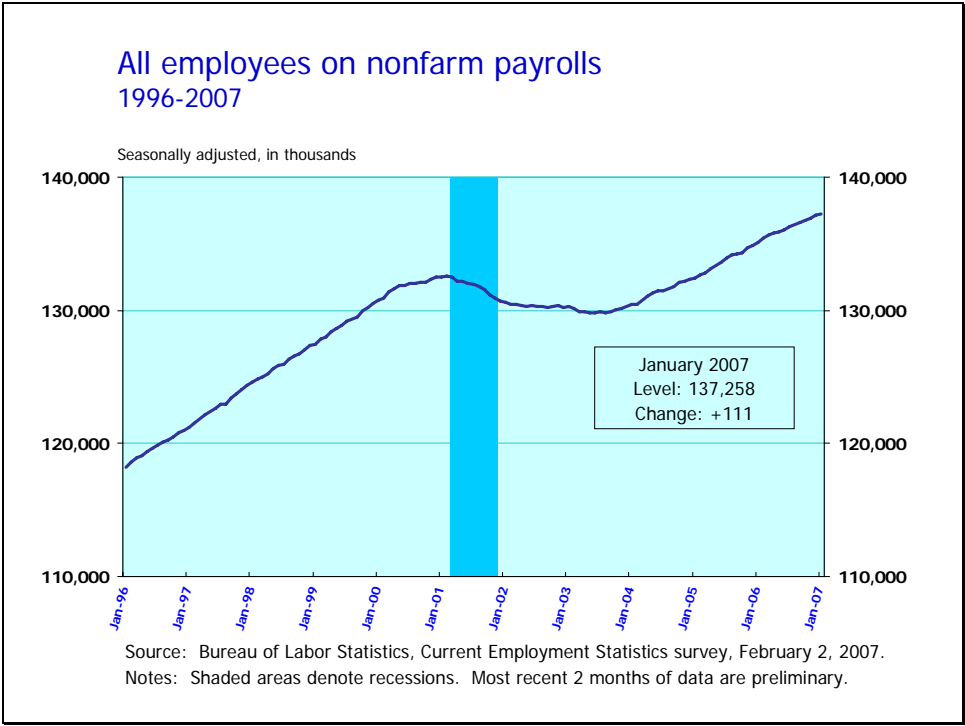


Current Employment Statistics

Highlights

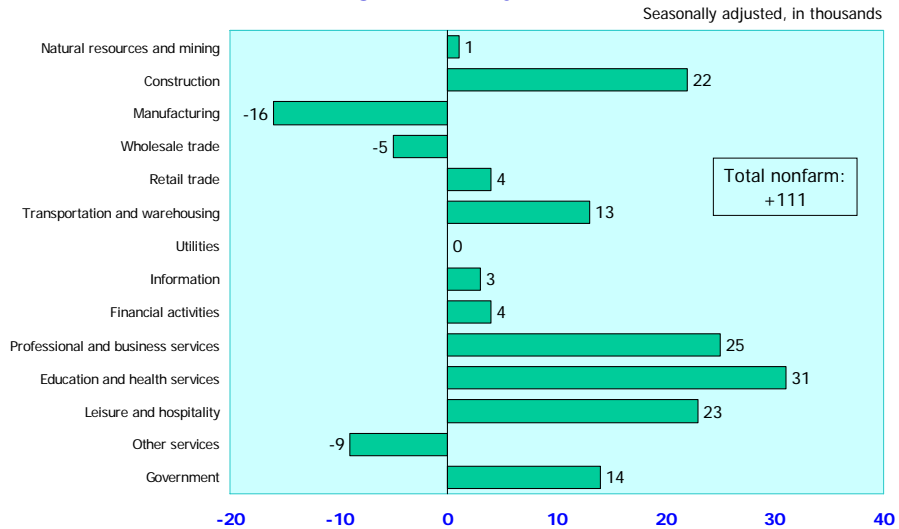
January 2007

Bureau of Labor Statistics
February 2, 2007



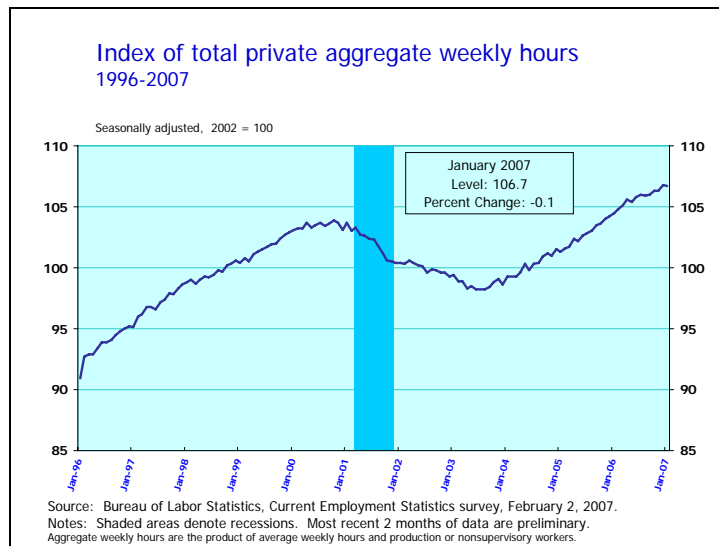
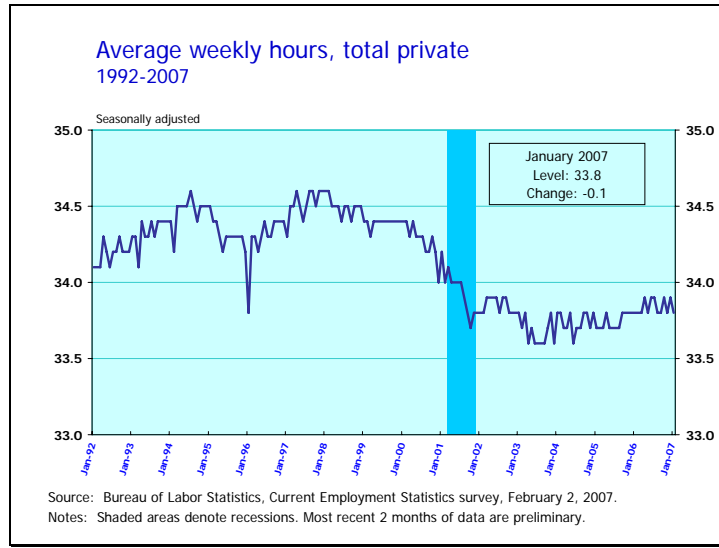
- Nonfarm payroll employment rose by 111,000 in January following a gain of 206,000 jobs in December.
- Job growth had averaged 187,000 per month in 2006. Since last reaching a low point in August 2003, nonfarm employment has grown by 7.4 million.

Employment in total nonfarm and supersectors Over-the-month change, January 2007

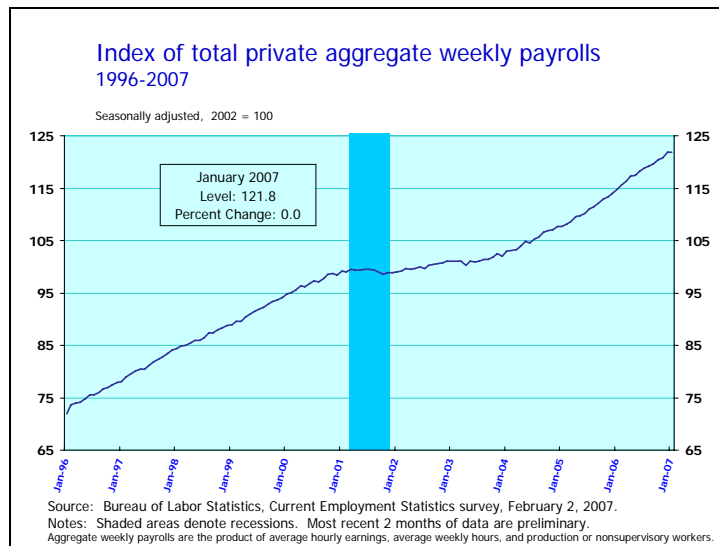
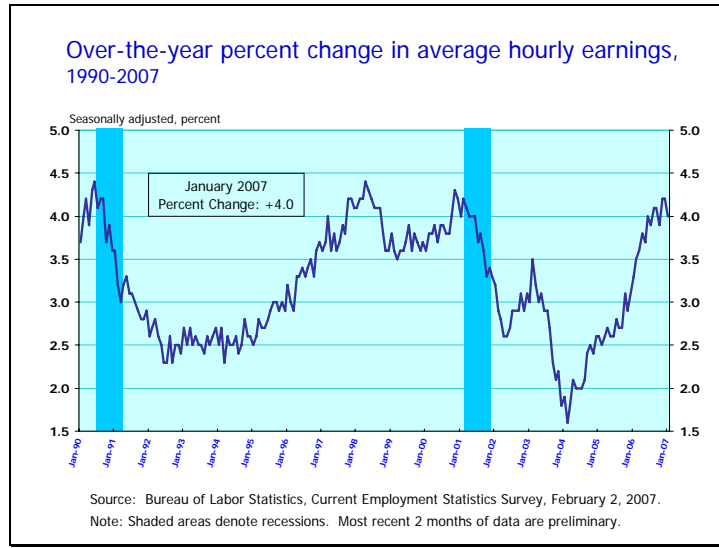


Source: Bureau of Labor Statistics, Current Employment Statistics survey, February 2, 2007.
Note: Data are preliminary.

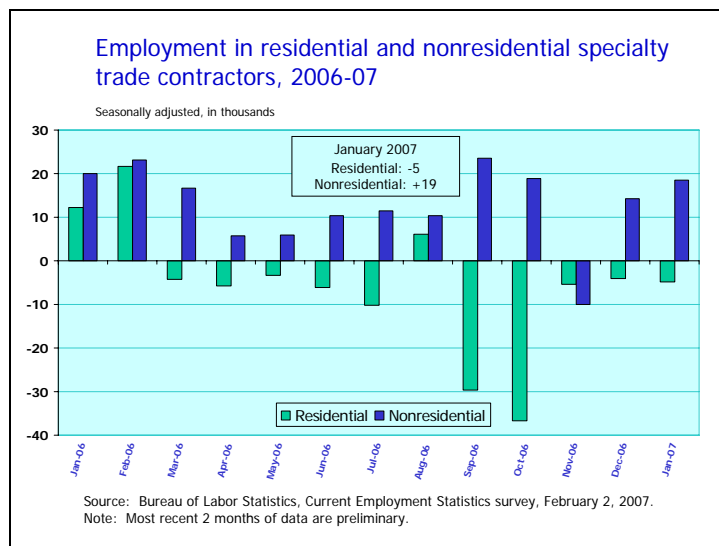
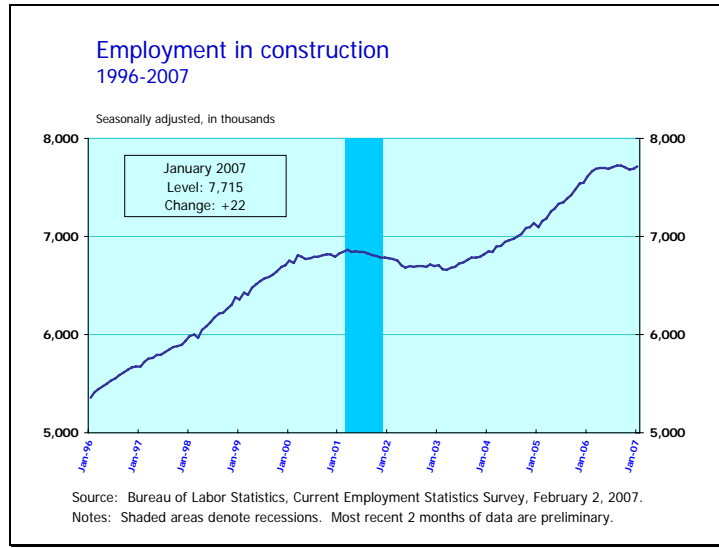
- In January, employment growth continued in several service-providing industries, with professional and business services, education and health services, and leisure and hospitality providing well over half the growth for the month.
- In the goods-producing sector, manufacturing employment continued to trend downward, while construction employment was up slightly.



- The average workweek for production and nonsupervisory workers on private nonfarm payrolls fell by 0.1 hour in January to 33.8 hours, seasonally adjusted.
- The index of aggregate weekly hours of production and nonsupervisory workers on private nonfarm payrolls fell 0.1 percent in January to 106.7, seasonally adjusted. While the general trend in aggregate hours has been upward for over 3 years, the pace of growth has slowed somewhat over the past 6 months.

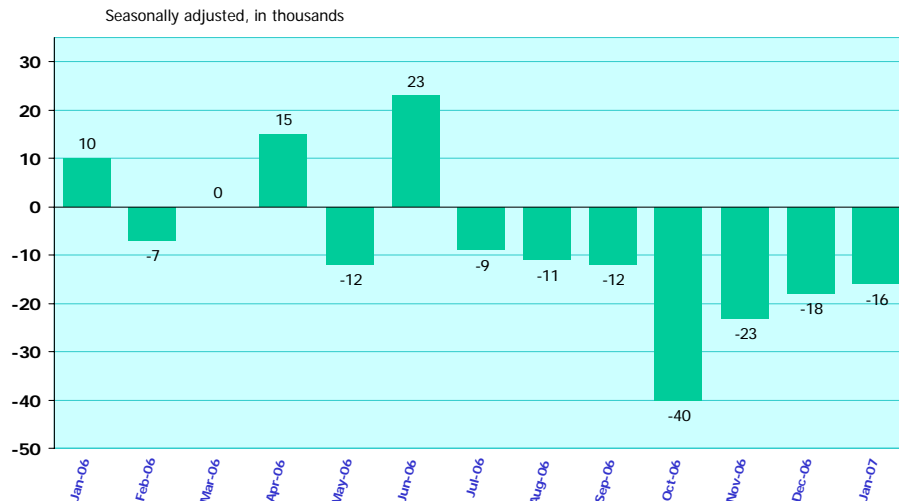


- Average hourly earnings of production and nonsupervisory workers on private nonfarm payrolls rose by 3 cents in January to \$17.09, seasonally adjusted. This follows an increase of 7 cents in December. Over the year, both average hourly earnings and average weekly earnings rose by 4.0 percent.
- The index of aggregate weekly payrolls of production and nonsupervisory workers on private nonfarm payrolls was unchanged in January at 121.8, seasonally adjusted. Over the year, the index has increased 6.1 percent.



- Construction employment increased by 22,000 in January, about double the average monthly gain in 2006.
- Nonresidential specialty trade contractors added 19,000 jobs in January, and have added 316,000 jobs since last reaching a low point in March 2003. Residential specialty trade contractors employment changed little in January, and has declined by 104,000 since its most recent high point in February 2006.

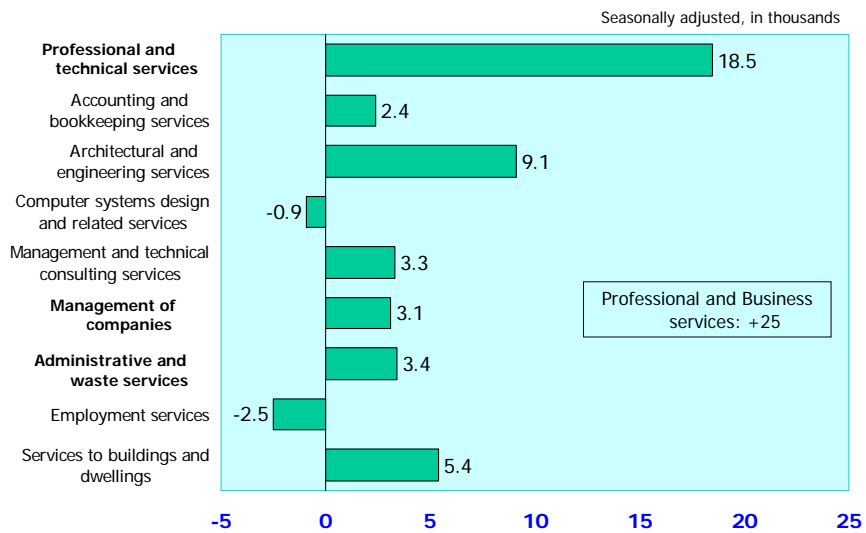
Employment in manufacturing Over-the-month change, 2006-07



Source: Bureau of Labor Statistics, Current Employment Statistics survey, February 2, 2007.
Note: Most recent 2 months of data are preliminary.

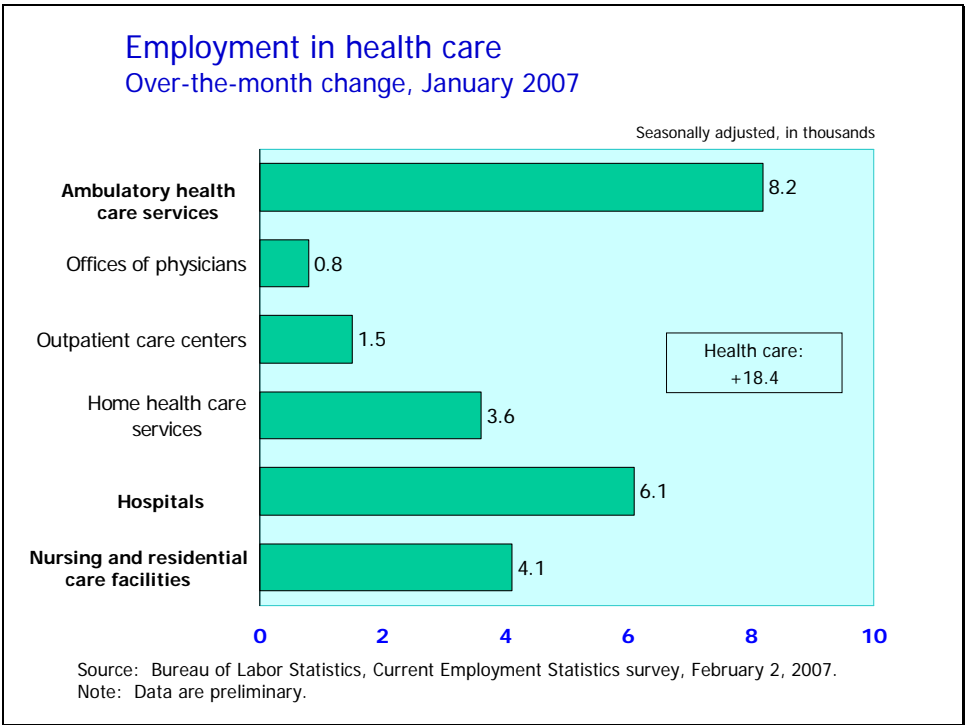
- Manufacturing employment fell for the seventh consecutive month and stands at its lowest level since 1950. Motor vehicle and parts plants lost 23,000 workers in January, as both employee buyouts and larger-than-normal seasonal plant shutdowns combined to reduce payrolls. Job losses also occurred in computer and peripheral equipment, furniture and related products, and textile mills. A job gain of 12,000 in plastics and rubber was due to the return of striking tire workers.
- The factory workweek fell by 0.2 hour to 40.8 hours, seasonally adjusted. Since last reaching a high point in July 2006, manufacturing weekly hours have fallen by 0.7 hour. Manufacturing overtime fell by 0.1 hour to 4.1 hours in January, and has fallen by 0.5 hour since last reaching a high point in February 2006.

Employment in selected professional and business services Over-the-month change, January 2007



Source: Bureau of Labor Statistics, Current Employment Statistics survey, February 2, 2007.
Note: Data are preliminary.

- In January, employment in professional and business services continued to expand, with a gain of 25,000 jobs. This follows job gains that averaged 69,000 in the prior 2 months. Within this industry, employment in architectural and engineering services rose by 9,000 over the month.
- Over the year, almost a quarter of total nonfarm job growth occurred in professional and business services, which added 509,000 jobs.



- In January, health care employment continued to expand, adding 18,000 jobs. Within health care, employment continued to trend up in hospitals, in ambulatory health care, and in nursing and residential care facilities. Over the year, health care employment increased by 328,000.