

# PPI Detailed Report

Data for August 2011



U.S. Department of Labor

U.S. Bureau of Labor Statistics

A composite image with a green tint. The background shows a large industrial machine, possibly a welding station, with bright sparks flying from it. In the foreground, a man and a woman are sitting at a desk, looking at a laptop and some papers. The man is wearing a light-colored shirt and a patterned tie, and the woman is wearing a light-colored top.

**Mining • Manufacturing • Services  
Agriculture • Utilities • Construction**

# PPI Detailed Report Data for August 2011

---

## Editors

Joseph Kowal  
Lana Borgie  
Brian Hergt

Vol. 15, No. 8

## Contents

	<i>Page</i>
<b>Producer Price Indexes, August 2011</b> .....	1
<b>Charts</b>	
<b>Finished goods</b> .....	5
<b>Intermediate goods</b> .....	6
<b>Crude goods</b> .....	7
<b>Tables</b>	
Producer Price Indexes	
1. Stage of processing .....	8
2. Selected commodity groupings by stage of process .....	9
3. Selected stage of processing groupings, seasonally adjusted .....	13
4. Net output of selected industries and industry groups .....	14
5. Net output of selected industries and their products .....	16
6. Commodity and service groupings and individual items .....	107
7. Durability of product .....	162
8. Special commodity groupings .....	163
9. Material and supply inputs to construction industries.....	165
10. Experimental final demand .....	166
11. Experimental intermediate demand by commodity type .....	168
12. Experimental intermediate demand by production flow .....	170
13. Experimental selected commodity groupings by final demand category .....	174
14. Experimental selected commodity groupings of intermediate demand by commodity type .....	177
15. Experimental selected commodity groupings of intermediate demand by production flow .....	180
<b>Technical note</b> .....	184

# Producer Price Index Release Dates

---

The following is the schedule of release dates for Producer Price Index data for 2011. News releases are issued at 8:30 a.m. eastern time on each release date.

Reference Month	Release Date
January 2011	Feb. 16, 2011
February 2011	Mar. 16, 2011
March 2011	Apr. 14, 2011
April 2011	May 12, 2011
May 2011	June 14, 2011
June 2011	July 14, 2011
July 2011	Aug. 17, 2011
August 2011	Sept. 14, 2011
September 2011	Oct. 18, 2011
October 2011	Nov. 15, 2011
November 2011	Dec. 15, 2011

# Producer Price Indexes – August 2011

The Producer Price Index for finished goods was unchanged in August, seasonally adjusted. Finished goods prices advanced 0.2 percent in July and declined 0.4 percent in June. At the earlier stages of processing, prices received by manufacturers of intermediate goods decreased 0.5 percent in August, and the crude goods index moved up 0.2 percent. On an unadjusted basis, prices for finished goods increased 6.5 percent for the 12 months ended August 2011, the smallest year-over-year advance since a 5.6-percent rise in March 2011. (See table A.)

## Stage-of-Processing Analysis

### Finished goods

The index for finished goods was unchanged in August, as a 1.1-percent increase in finished consumer foods prices and a 0.1-percent advance in the index for finished goods less foods and energy offset a 1.0-percent decrease in prices for finished energy goods.

**Finished foods:** The index for finished consumer foods jumped 1.1 percent in August, the third straight rise. Over thirty percent of the August advance can be traced to meat prices, which climbed 2.4 percent. Higher prices for processed poultry and eggs for fresh use also were major factors in the increase in the finished foods index. (See table 2.)

**Finished core:** Prices for finished goods less foods and energy inched up 0.1 percent in August, the ninth consecutive advance. Over twenty percent of the August increase is attributable to the index for tires, which climbed 1.4 percent. Higher prices for radio and television communication equipment also contributed to the rise in the finished core index.

**Finished energy:** The index for finished energy goods fell 1.0 percent in August, the third straight decrease. Over half of

the August decline is due to a 6.0-percent drop in prices for liquefied petroleum gas. Lower prices for gasoline and diesel fuel also were significant factors in the decrease in the finished energy goods index.

### Intermediate goods

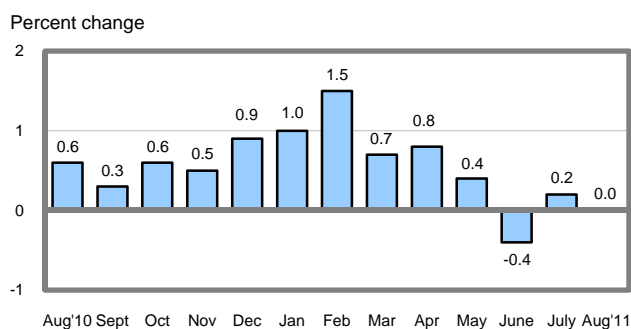
The Producer Price Index for intermediate materials, supplies, and components fell 0.5 percent in August, the first decrease since July 2010. Most of the August decline can be attributed to lower prices for intermediate energy goods, which dropped 2.3 percent. The index for intermediate materials less foods and energy also contributed to this decrease, edging down 0.1 percent. By contrast, prices for intermediate foods and feeds advanced 1.7 percent. On a 12-month basis, the index for intermediate goods moved up 10.3 percent in August. (See table B.)

**Intermediate energy:** The index for intermediate energy goods fell 2.3 percent in August, the largest decline since a 2.6-percent drop in July 2009. Nearly thirty percent of the August decrease can be attributed to diesel fuel prices, which fell 5.9 percent. Declines in the indexes for lubricating oil base stocks and liquefied petroleum gas also contributed to lower intermediate energy goods prices. (See table 2.)

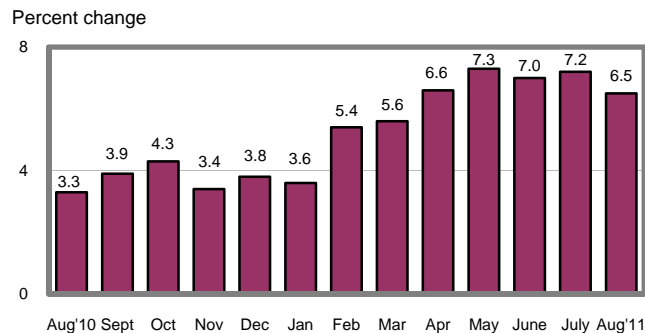
**Intermediate core:** The index for intermediate goods less foods and energy edged down 0.1 percent in August, the first decline since July 2010. In August, about eighty-five percent of the decrease can be traced to a 2.6-percent drop in prices for thermoplastic resins and materials. A decline in the index for hot rolled steel sheet and strip also contributed to lower intermediate core prices.

**Intermediate foods:** The index for intermediate foods and feeds rose 1.7 percent in August, the third consecutive advance. Over twenty percent of the August increase is attributable to formula feed prices, which climbed 3.7 percent.

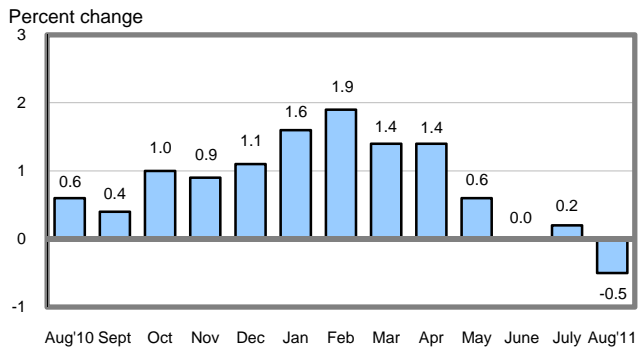
**Chart 1. Monthly percent changes in the Producer Price Index for finished goods, seasonally adjusted: August 2010 – August 2011**



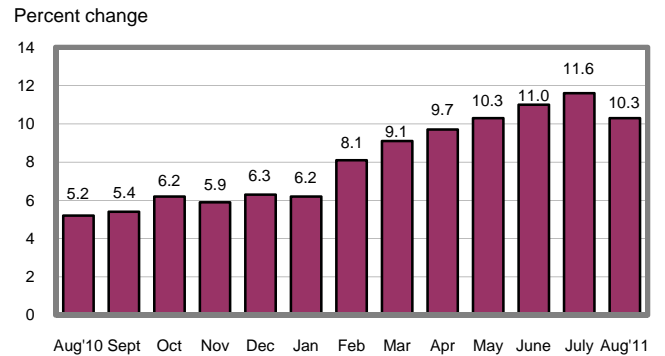
**Chart 2. 12-month percent changes in the Producer Price Index for finished goods, not seasonally adjusted: August 2010 – August 2011**



**Chart 3. Monthly percent changes in the Producer Price Index for intermediate goods, seasonally adjusted: August 2010 – August 2011**



**Chart 4. 12-month percent changes in the Producer Price Index for intermediate goods, not seasonally adjusted: August 2010 – August 2011**



**Table A. Monthly and 12-month percent changes in selected stage-of-processing price indexes, seasonally adjusted**

Month	Finished goods					Intermediate goods	Crude goods
	Total	Foods	Energy	Except foods and energy	Change in finished goods from 12 months ago (unadj.)		
<b>2010</b>							
Aug.....	0.6	-0.1	2.5	0.1	3.3	0.6	3.3
Sept.....	0.3	0.9	0.0	0.2	3.9	0.4	0.6
Oct.....	0.6	0.5	3.0	-0.3	4.3	1.0	4.8
Nov.....	0.5	0.8	1.6	0.0	3.4 <sup>r</sup>	0.9	1.4
Dec.....	0.9	0.8	2.5	0.2	3.8	1.1	6.9
<b>2011</b>							
Jan.....	1.0	0.4	2.8	0.5	3.6	1.6	3.5
Feb.....	1.5	3.5	2.9	0.2	5.4	1.9	3.1
Mar.....	0.7	-0.4	2.8	0.3	5.6	1.4	-0.8
Apr. <sup>1</sup> .....	0.8	0.5	2.2	0.3	6.6	1.4	3.9
May <sup>1</sup> .....	0.4	-1.1	2.0	0.1	7.3	0.6	-4.2
June.....	-0.4	0.6	-2.8	0.3	7.0	0.0	-0.6
July.....	0.2	0.6	-0.6	0.4	7.2	0.2	-1.2
Aug.....	0.0	1.1	-1.0	0.1	6.5	-0.5	0.2

1 Some of the figures shown above and elsewhere in this release may differ from those previously reported because data for April 2011 have been revised to reflect the availability of late reports and corrections by respondents.

r Revised

## Crude goods

The Producer Price Index for crude materials for further processing moved up 0.2 percent in August. For the 3-month period ending in August, prices for crude materials declined 1.6 percent following a 1.3-percent drop from February to May. In August, the increase in the crude goods index is mostly attributable to prices for crude foodstuffs and feedstuffs, which climbed 4.7 percent. Also contributing to the August advance was a 1.6-percent rise in prices for crude nonfood materials less energy. By contrast, the index for crude energy materials decreased 5.1 percent. (See table B.)

**Crude foods:** Prices for crude foodstuffs and feedstuffs jumped 4.7 percent in August. From May to August, the crude foods index rose 6.0 percent subsequent to a 0.7-percent decline for the 3 months ended in May. The monthly increase in August was led by a 9.2-percent advance in the corn index.

Higher prices for slaughter steers and heifers and for slaughter chickens also were factors in the rise in the crude foods index. (See table 2.)

**Crude core:** The index for crude nonfood materials less energy rose 1.6 percent in August. For the 3 months ended in August, crude core prices advanced 3.4 percent after declining 0.4 percent from February to May. In August, over half of the monthly increase is attributable to a 9.3-percent rise in prices for gold ores. An advance in the corn index also was a significant factor in higher crude core prices.

**Crude energy:** Prices for crude energy materials fell 5.1 percent in August. From May to August, the crude energy materials index moved down 11.4 percent following a 2.2-percent decrease for the 3-month period ending in May. The August monthly decline in crude energy prices was the result of an 11.3-percent drop in the index for crude petroleum.

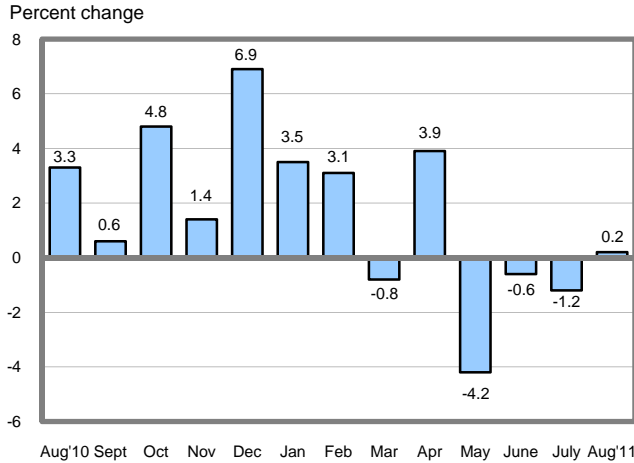
**Table B. Monthly and 12-month percent changes in selected price indexes for intermediate goods and crude goods, seasonally adjusted**

Month	Intermediate goods				Crude goods			
	Foods	Energy	Except foods and energy	Change in intermediate goods from 12 months ago (unadj.)	Foods	Energy	Except foods and energy	Change in crude goods from 12 months ago (unadj.)
<b>2010</b>								
Aug.....	1.1	2.2	0.1	5.2	3.3	2.8	4.0	18.7
Sept.....	1.7	0.4	0.2	5.4	5.1	-5.8	3.8	20.6
Oct.....	1.8	2.3	0.6	6.2	3.1	7.2	3.5	17.0
Nov.....	1.8	1.5	0.6	5.9 <sup>r</sup>	0.4	1.7	2.3	13.1
Dec.....	0.3	2.9	0.6	6.3	0.7	15.4	3.2	16.1
<b>2011</b>								
Jan.....	0.4	2.8	1.3	6.2	4.7	2.2	4.1	10.9
Feb.....	2.6	4.2	1.2	8.1	6.8	0.3	2.2	16.5
Mar.....	2.0	2.9	0.8	9.1	0.0	-1.2	-1.8	16.7
Apr. <sup>1</sup> .....	1.8	1.8	1.2	9.7	3.8	4.5	2.9	23.8
May <sup>1</sup> .....	-0.3	1.6	0.4	10.3	-4.3	-5.4	-1.4	22.8
June.....	0.4	-0.8	0.3	11.0	2.1	-4.1	1.1	26.2
July.....	0.1	0.4	0.2	11.6	-0.8	-2.6	0.7	22.6
Aug.....	1.7	-2.3	-0.1	10.3	4.7	-5.1	1.6	18.4

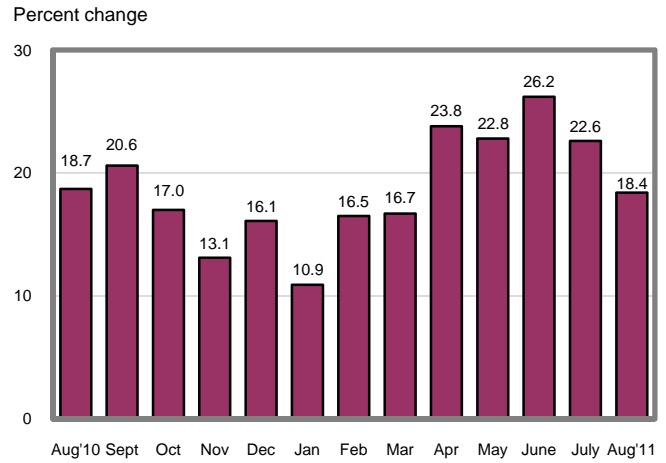
1 Some of the figures shown above and elsewhere in this release may differ from those previously reported because data for April 2011 have been revised to reflect the availability of late reports and corrections by respondents.

r Revised

**Chart 5. Monthly percent changes in the Producer Price Index for crude materials, seasonally adjusted: August 2010 – August 2011**



**Chart 6. 12-month percent changes in the Producer Price Index for crude materials, not seasonally adjusted: August 2010 – August 2011**



## Services Analysis

**Trade industries:** The Producer Price Index for the net output of total trade industries moved up 1.6 percent in August, the largest increase since a 2.2-percent jump in January 2007. (Trade indexes measure changes in margins received by wholesalers and retailers.) About one-third of the August advance can be traced to margins received by merchant wholesalers of durable goods, which moved up 2.3 percent. Higher margins received by gasoline stations and grocery stores also contributed to the rise in the total trade industries index.

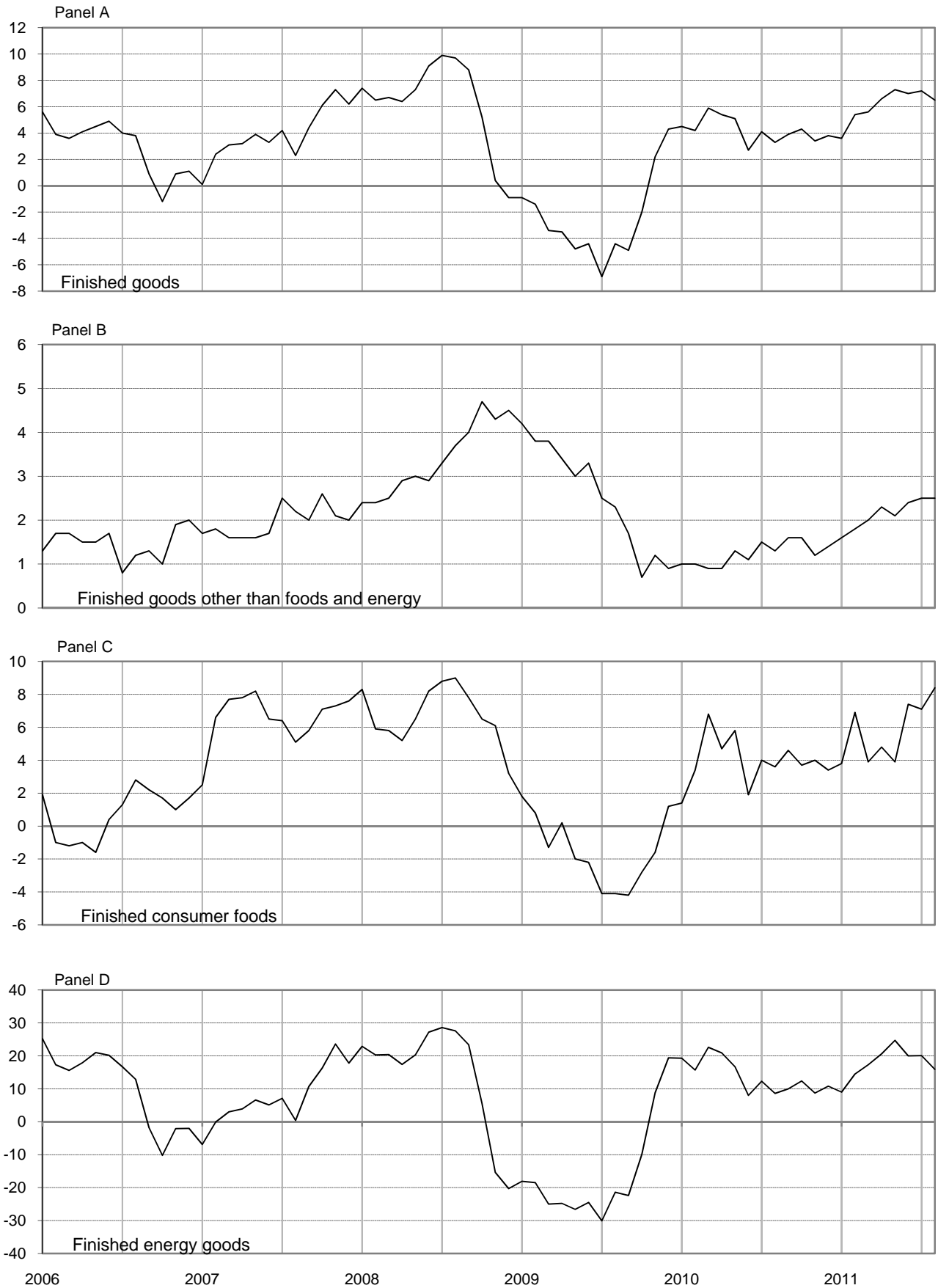
**Transportation and warehousing industries:** The Producer Price Index for the net output of transportation and warehousing industries moved up 0.2 percent in August, the eleventh straight increase. The August advance is mostly

attributable to a 3.0-percent rise in prices received by the scheduled passenger air transportation industry. Higher prices received by the industries for long-distance general freight trucking (less than truckload) and for Coastal and Great Lakes freight transportation also were factors in the rise in the transportation and warehousing industries index.

**Traditional service industries:** The Producer Price Index for the net output of total traditional service industries climbed 0.2 percent in August, the third consecutive increase. About one-fifth of the August advance can be traced to prices received by the commercial banking industry, which moved up 0.5 percent. Increases in the indexes for direct property and casualty insurance carriers and for non-casino hotels and motels also contributed to the advance in the total traditional service industries index.

**Chart 1. The Finished Goods Index and its component indexes, January 2006 through August 2011, 12-month percentage changes**

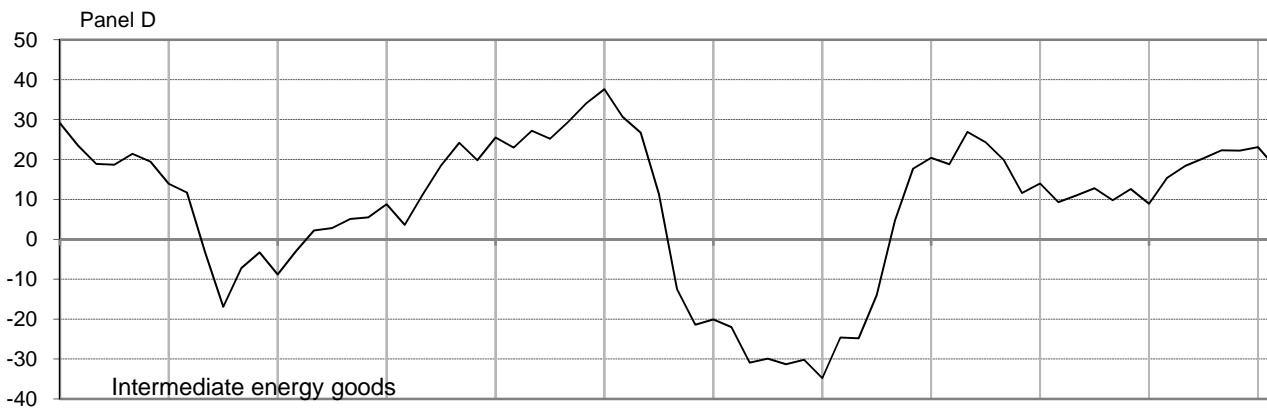
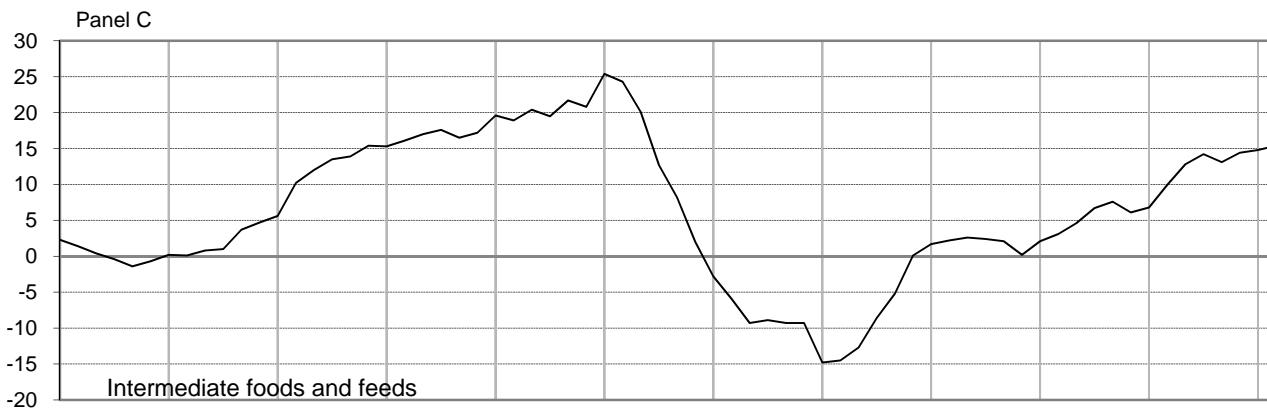
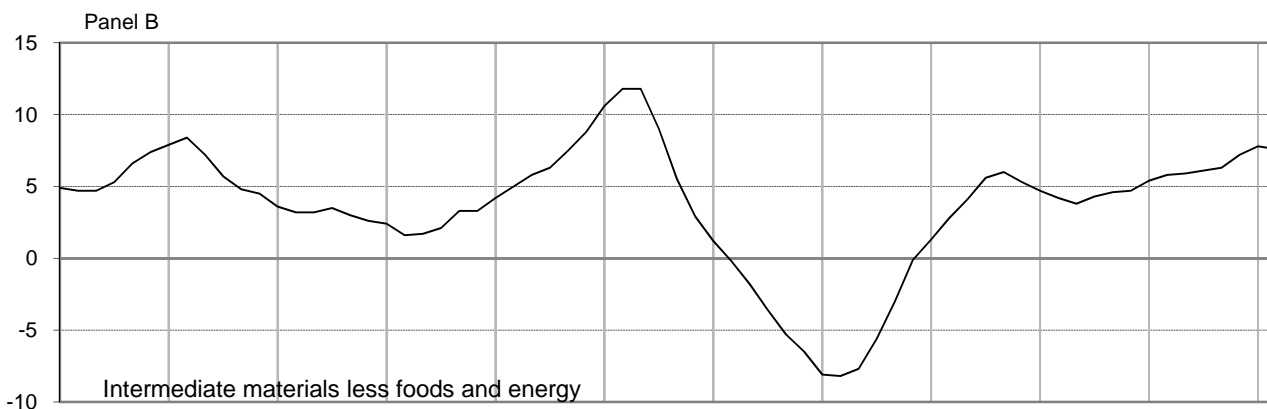
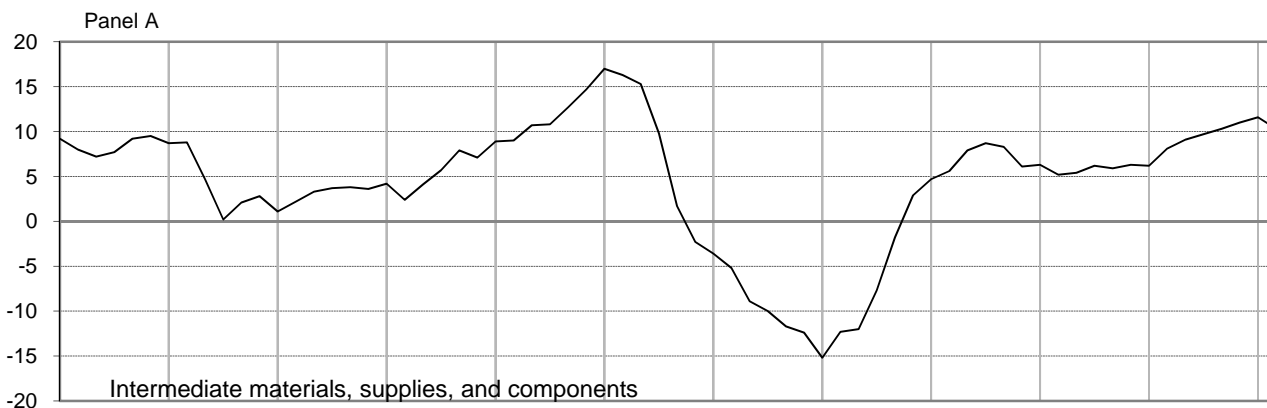
Percent change





**Chart 2. The Intermediate Goods Index and its component indexes, January 2006 through August 2011, 12-month percentage changes**

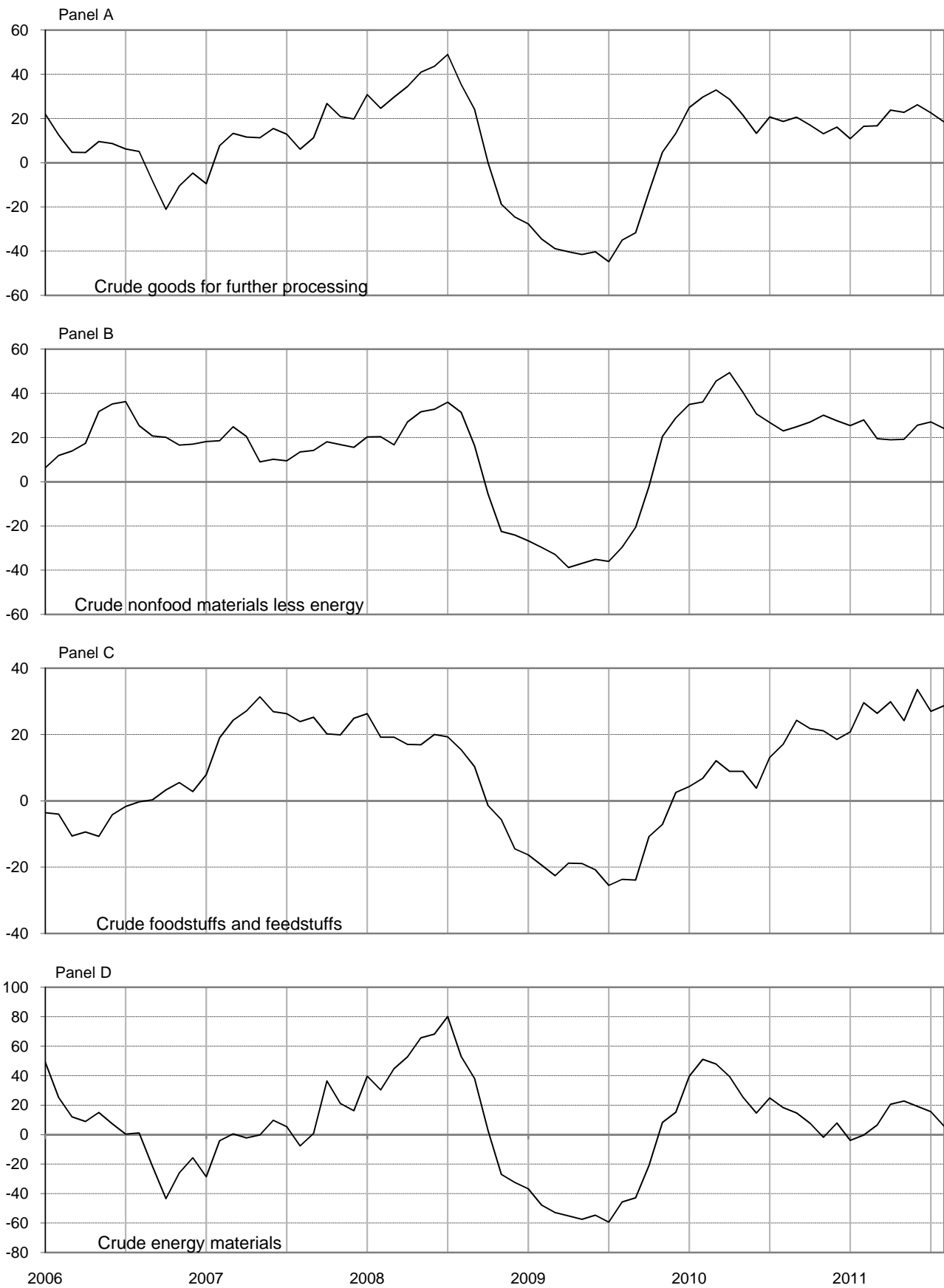
Percent change



2006 2007 2008 2009 2010 2011

**Chart 3. The Crude Goods Index and its component indexes, January 2006 through August 2011, 12-month percentage changes**

Percent change



Source: U.S. Bureau of Labor Statistics, Producer Price Index Program

**Table 1. Producer price indexes and percent changes by stage of processing**  
[1982=100]

Grouping	Relative importance Dec. 2010 <sup>1</sup>	Unadjusted index			Unadjusted percent change to Aug. 2011 from:		Seasonally adjusted percent change from:		
		Apr. 2011 <sup>2</sup>	July 2011 <sup>2</sup>	Aug. 2011 <sup>2</sup>	Aug. 2010	July 2011	May to June	June to July	July to Aug.
Finished goods.....	100.000	191.4	192.4	191.6	6.5	-0.4	-0.4	0.2	0.0
Finished consumer goods.....	74.445	204.8	206.0	204.9	8.2	-0.5	-0.6	0.1	0.0
Finished consumer foods.....	18.642	193.0	193.3	195.3	8.4	1.0	0.6	0.6	1.1
Crude.....	1.961	182.6	165.8	169.1	11.3	2.0	4.9	-0.9	1.4
Processed.....	16.681	194.0	196.3	198.1	8.1	0.9	0.3	0.7	1.1
Finished consumer goods, excluding foods.....	55.803	207.8	209.3	207.1	8.1	-1.1	-1.0	0.0	-0.3
Nondurable goods less foods.....	41.346	235.2	237.4	234.1	10.3	-1.4	-1.6	0.0	-0.5
Durable goods.....	14.457	146.8	146.9	147.0	1.9	0.1	0.7	0.3	0.1
Capital equipment.....	25.555	159.2	159.7	159.6	1.6	-0.1	0.3	0.4	-0.1
Manufacturing industries.....	5.698	162.2	162.8	162.8	1.9	0.0	0.4	0.4	0.0
Nonmanufacturing industries.....	19.857	158.1	158.5	158.5	1.5	0.0	0.3	0.3	0.0
Intermediate materials, supplies, and components.....	100.000	201.0	204.4	202.9	10.3	-0.7	0.0	0.2	-0.5
Materials and components for manufacturing.....	43.907	191.1	193.4	192.7	11.3	-0.4	0.2	0.5	-0.3
Materials for food manufacturing.....	3.425	193.3	195.7	198.4	13.7	1.4	0.3	1.0	1.6
Materials for nondurable manufacturing.....	14.856	251.9	258.2	255.1	19.8	-1.2	0.9	0.5	-1.2
Materials for durable manufacturing.....	9.817	208.0	207.9	207.5	12.3	-0.2	-0.9	0.6	-0.2
Components for manufacturing.....	15.808	145.4	146.3	146.4	2.7	0.1	0.3	0.2	0.0
Materials and components for construction.....	9.392	212.1	214.7	214.8	4.2	0.0	0.5	0.4	0.1
Processed fuels and lubricants.....	21.132	218.6	226.2	220.3	16.9	-2.6	-0.7	0.0	-1.8
Manufacturing industries.....	5.623	212.1	227.6	222.7	17.3	-2.2	-0.2	2.6	-1.3
Nonmanufacturing industries.....	15.509	221.5	226.3	220.1	16.8	-2.7	-0.9	-0.9	-2.0
Containers.....	2.609	204.9	207.2	206.8	0.9	-0.2	0.5	0.3	-0.3
Supplies.....	22.960	183.9	185.6	186.0	6.2	0.2	0.4	0.0	0.4
Manufacturing industries.....	2.915	179.8	182.6	181.8	5.0	-0.4	0.9	-0.1	-0.4
Nonmanufacturing industries.....	20.045	183.0	184.5	185.1	6.4	0.3	0.3	0.0	0.5
Feeds.....	1.626	206.3	208.6	211.0	28.8	1.2	0.8	-3.6	2.3
Other supplies.....	18.418	182.7	184.2	184.6	4.6	0.2	0.3	0.4	0.3
Crude materials for further processing.....	100.000	261.3	255.9	250.7	18.4	-2.0	-0.6	-1.2	0.2
Foodstuffs and feedstuffs.....	37.460	193.1	191.4	196.3	28.7	2.6	2.1	-0.8	4.7
Nonfood materials.....	62.540	301.7	293.1	278.8	12.2	-4.9	-2.3	-1.4	-2.7
Nonfood materials except fuel <sup>3</sup> .....	44.906	367.0	350.7	326.4	18.9	-6.9	-3.3	-2.0	-4.2
Manufacturing <sup>3</sup> .....	43.543	349.1	333.1	309.3	19.5	-7.1	-3.4	-2.1	-4.3
Construction.....	1.364	205.9	207.1	208.0	1.5	0.4	0.8	-0.2	0.3
Crude fuel <sup>4</sup> .....	17.633	187.3	190.6	192.0	-1.7	0.7	0.4	0.2	1.0
Manufacturing industries.....	0.626	210.3	210.9	213.6	2.6	1.3	0.5	-0.2	1.9
Nonmanufacturing industries.....	17.008	190.3	193.7	195.2	-1.8	0.8	0.4	0.2	1.0
<b>Special groupings</b>									
Finished goods, excluding foods.....	81.358 <sup>5</sup>	190.1	191.3	189.9	6.0	-0.7	-0.6	0.1	-0.2
Intermediate materials less foods and feeds.....	92.209 <sup>6</sup>	201.7	205.1	203.3	10.0	-0.9	0.0	0.2	-0.6
Intermediate foods and feeds.....	7.791 <sup>6</sup>	192.5	195.1	197.6	15.4	1.3	0.4	0.1	1.7
Crude materials less agricultural products <sup>3, 7</sup> .....	59.509 <sup>8</sup>	303.6	295.4	280.4	10.4	-5.1	-2.5	-1.4	-3.1
Finished energy goods.....	21.742 <sup>5</sup>	200.0	201.8	196.6	15.9	-2.6	-2.8	-0.6	-1.0
Finished goods less energy.....	78.258 <sup>5</sup>	180.5	181.2	181.7	3.9	0.3	0.4	0.4	0.3
Finished consumer goods less energy.....	52.703 <sup>5</sup>	190.5	191.4	192.2	5.0	0.4	0.5	0.5	0.5
Finished goods less foods and energy.....	59.616 <sup>5</sup>	176.9	177.6	177.8	2.5	0.1	0.3	0.4	0.1
Finished consumer goods less foods and energy.....	34.061 <sup>5</sup>	189.5	190.6	190.9	3.1	0.2	0.4	0.5	0.2
Consumer nondurable goods less foods and energy.....	19.603 <sup>5</sup>	228.0	230.2	230.5	4.1	0.1	0.2	0.6	0.1
Intermediate energy goods.....	22.072 <sup>6</sup>	223.6	232.0	224.9	17.9	-3.1	-0.8	0.4	-2.3
Intermediate materials less energy.....	77.928 <sup>6</sup>	192.7	194.6	194.7	8.3	0.1	0.3	0.2	0.1
Intermediate materials less foods and energy.....	70.137 <sup>6</sup>	192.5	194.4	194.2	7.6	-0.1	0.3	0.2	-0.1
Crude energy materials <sup>3</sup> .....	39.558 <sup>8</sup>	260.6	249.8	230.0	5.6	-7.9	-4.1	-2.6	-5.1
Crude materials less energy.....	60.442 <sup>8</sup>	245.8	244.2	249.0	27.0	2.0	1.7	-0.3	3.7
Crude nonfood materials less energy <sup>4</sup> .....	22.981 <sup>8</sup>	399.1	398.2	402.1	24.1	1.0	1.1	0.7	1.6

1 Comprehensive relative importance figures are initially computed after the publication of December indexes and are recalculated after final December indexes are available. Individual items and subtotals may not add exactly to totals because of rounding differences.

2 The indexes for April 2011 have been recalculated to incorporate late reports and corrections by respondents. All indexes are subject to revision 4 months after original publication.

3 Includes crude petroleum.

4 Excludes crude petroleum.

5 Percent of total finished goods.

6 Percent of total intermediate materials.

7 Formerly titled "Crude materials for further processing, excluding crude foodstuffs and feedstuffs, plant and animal fibers, oilseeds, and leaf tobacco."

8 Percent of total crude materials.

**Table 2. Producer price indexes and percent changes for selected commodity groupings by stage of processing**

[1982=100, unless otherwise indicated]

Grouping	Commodity code	Unadjusted index			Unadjusted percent change to Aug. 2011 from:		Seasonally adjusted percent change from:		
		Apr. 2011 <sup>1</sup>	July 2011 <sup>1</sup>	Aug. 2011 <sup>1</sup>	Aug. 2010	July 2011	May to June	June to July	July to Aug.
<b>Finished goods.....</b>		191.4	192.4	191.6	6.5	-0.4	-0.4	0.2	0.0
Finished consumer goods.....		204.8	206.0	204.9	8.2	-0.5	-0.6	0.1	0.0
Finished consumer foods.....		193.0	193.3	195.3	8.4	1.0	0.6	0.6	1.1
Fresh fruits and melons <sup>2</sup> .....	01-11	118.6	118.5	115.0	3.1	-3.0	11.8	0.6	-3.0
Fresh and dry vegetables <sup>2</sup> .....	01-13	179.2	154.1	167.8	6.3	8.9	19.6	-18.1	8.9
Eggs for fresh use (Dec 1991=100).....	01-71-07	148.2	128.1	148.5	37.8	15.9	-11.8	3.3	10.9
Bakery products <sup>2</sup> .....	02-11	250.8	254.8	254.5	4.8	-0.1	0.0	1.3	-0.1
Milled rice <sup>2</sup> .....	02-13	193.4	194.5	198.5	17.8	2.1	0.4	1.7	2.1
Pasta products (June 1985=100) <sup>2</sup> .....	02-14-02	181.0	183.5	187.2	10.8	2.0	1.6	-0.3	2.0
Beef and veal <sup>2</sup> .....	02-21-01	189.1	178.0	180.1	17.2	1.2	-5.8	2.7	1.2
Pork.....	02-21-04	160.3	161.5	170.5	16.0	5.6	1.2	1.6	5.2
Processed young chickens.....	02-22-03	142.9	140.8	143.2	-3.9	1.7	-2.2	-2.3	3.8
Processed turkeys.....	02-22-06	145.4	148.1	150.7	14.1	1.8	-0.9	1.8	1.8
Finfish and shellfish <sup>2</sup> .....	02-23	296.2	289.7	286.2	6.5	-1.2	-3.1	2.4	-1.2
Dairy products <sup>2</sup> .....	02-3	192.9	204.5	208.2	17.8	1.8	2.4	2.9	1.8
Processed fruits and vegetables.....	02-4	179.9	183.5	186.7	5.8	1.7	0.1	1.8	2.0
Confectionery end products <sup>2</sup> .....	02-55	248.9	253.2	252.0	7.1	-0.5	0.9	0.1	-0.5
Soft drinks <sup>2</sup> .....	02-62	182.6	187.4	187.1	2.5	-0.2	2.0	-1.1	-0.2
Roasted coffee <sup>2</sup> .....	02-63-01	216.3	235.6	233.5	20.3	-0.9	2.6	2.2	-0.9
Shortening and cooking oils.....	02-78	303.9	307.7	308.2	33.0	0.2	1.4	-0.6	1.1
Frozen specialties <sup>2</sup> .....	02-85	179.3	181.7	181.5	2.9	-0.1	0.3	0.4	-0.1
Finished consumer goods excluding foods.....		207.8	209.3	207.1	8.1	-1.1	-1.0	0.0	-0.3
Alcoholic beverages.....	02-61	179.8	179.7	179.6	3.4	-0.1	0.3	0.1	0.2
Pet food.....	02-94-02	232.2	233.9	234.4	5.3	0.2	-0.4	-0.6	0.3
Women's, girls', & infants' apparel (Dec 2003=100) <sup>2</sup> .....	03-81-06	102.6	102.8	103.3	1.8	0.5	0.0	0.0	0.5
Men's and boys' apparel (Dec 2003=100) <sup>2</sup> .....	03-81-07	104.2	105.5	107.1	5.2	1.5	0.7	0.6	1.5
Textile housefurnishings <sup>2</sup> .....	03-82	135.9	141.8	142.2	8.1	0.3	1.3	0.4	0.3
Footwear <sup>2</sup> .....	04-3	166.6	167.6	169.2	4.1	1.0	0.2	0.4	1.0
Residential electric power (Dec 1990=100).....	05-41	156.4	163.2	162.6	1.1	-0.4	-2.0	1.2	-0.1
Residential gas (Dec 1990=100).....	05-51	200.8	204.5	203.7	-2.0	-0.4	1.1	-0.9	0.8
Gasoline.....	05-71	321.9	312.5	298.1	32.8	-4.6	-4.7	-2.8	-1.0
Home heating oil and distillates.....	05-73-02	296.8	279.3	277.7	37.0	-0.6	-1.9	-1.5	-1.2
Pharmaceutical preparations (June 2001=100).....	06-38	160.9	160.5	160.4	3.0	-0.1	-0.6	0.4	0.3
Soaps and synthetic detergents <sup>2</sup> .....	06-71	162.4	164.0	164.6	2.2	0.4	0.4	0.0	0.4
Cleaning and polishing products (June 1983=100) <sup>2</sup> .....	06-72	163.5	164.1	164.3	1.8	0.1	0.2	0.1	0.1
Cosmetics and other toilet preparations <sup>2</sup> .....	06-75	151.7	152.1	152.1	0.8	0.0	-0.1	0.2	0.0
Tires, tubes, tread, etc <sup>2</sup> .....	07-12	153.5	155.7	157.7	12.6	1.3	0.1	0.3	1.3
Sanitary paper products <sup>2</sup> .....	09-15-01	182.7	184.5	185.4	3.3	0.5	0.1	0.4	0.5
Household furniture <sup>2</sup> .....	12-1	190.2	190.9	191.9	2.0	0.5	0.3	0.1	0.5
Floor coverings <sup>2</sup> .....	12-3	174.0	175.8	176.9	3.6	0.6	1.3	0.2	0.6
Household appliances.....	12-4	111.1	111.6	111.9	1.5	0.3	0.4	0.4	0.2
Home electronic equipment <sup>2</sup> .....	12-5	52.0	52.0	52.6	-0.4	1.2	0.0	0.0	1.2
Household glassware <sup>2</sup> .....	12-62	204.2	204.2	204.2	2.5	0.0	0.0	0.0	0.0
Household flatware <sup>2</sup> .....	12-64	212.9	218.9	218.9	17.2	0.0	-1.9	4.6	0.0
Lawn and garden equip, ex tractors <sup>2</sup> .....	12-66	139.5	139.4	139.5	-1.8	0.1	-0.3	0.0	0.1
Passenger cars.....	14-11-01	129.6	129.5	129.3	1.2	-0.2	0.2	0.2	-0.4
Travel trailers and campers (June 1984=100) <sup>2</sup> .....	14-16	169.8	171.5	172.0	2.4	0.3	0.8	0.3	0.3
Toys, games, and children's vehicles <sup>2</sup> .....	15-11	143.1	147.1	143.5	2.4	-2.4	2.1	2.6	-2.4
Sporting and athletic goods <sup>2</sup> .....	15-12	132.9	133.3	133.2	-1.0	-0.1	-1.0	0.2	-0.1
Tobacco products <sup>2</sup> .....	15-2	594.3	613.1	612.8	6.2	0.0	0.3	2.8	0.0
Mobile homes <sup>2</sup> .....	15-5	234.1	235.6	236.3	2.1	0.3	0.1	0.2	0.3
Jewelry, platinum, & karat gold <sup>2</sup> .....	15-94-02	211.7	222.5	227.1	19.8	2.1	7.3	-1.6	2.1
Costume jewelry and novelties <sup>2</sup> .....	15-94-04	161.3	163.2	164.2	2.8	0.6	-0.2	1.2	0.6
Capital equipment.....		159.2	159.7	159.6	1.6	-0.1	0.3	0.4	-0.1
Agricultural machinery and equipment <sup>2</sup> .....	11-1	207.7	209.4	209.7	3.0	0.1	0.1	0.0	0.1
Construction machinery and equipment.....	11-2	195.6	198.4	198.8	3.9	0.2	0.5	0.8	0.3
Metal cutting machine tools <sup>2</sup> .....	11-37	177.4	183.0	183.2	4.7	0.1	0.5	2.6	0.1
Metal forming machine tools <sup>2</sup> .....	11-38	201.9	203.6	203.2	0.5	-0.2	0.5	0.1	-0.2
Tools, dies, jigs, fixtures, and ind. molds <sup>2</sup> .....	11-39	145.5	147.3	147.6	3.1	0.2	0.9	0.3	0.2
Pumps, compressors, and equipment.....	11-41	222.7	224.0	224.3	4.0	0.1	0.1	0.3	0.1
Industrial material handling equipment <sup>2</sup> .....	11-44	187.2	188.7	188.5	2.7	-0.1	0.2	0.4	-0.1

See footnotes at end of table.

**Table 2. Producer price indexes and percent changes for selected commodity groupings by stage of processing — Continued**  
 [1982=100, unless otherwise indicated]

Grouping	Commodity code	Unadjusted index			Unadjusted percent change to Aug. 2011 from:		Seasonally adjusted percent change from:		
		Apr. 2011 <sup>1</sup>	July 2011 <sup>1</sup>	Aug. 2011 <sup>1</sup>	Aug. 2010	July 2011	May to June	June to July	July to Aug.
<b>Capital equipment - Continued</b>									
Electronic computers (Dec 2004=100) <sup>2</sup>	11-51	27.4	26.7	26.0	-13.3	-2.6	-1.1	0.4	-2.6
Textile machinery <sup>2</sup>	11-62	167.0	167.2	167.2	1.0	0.0	0.0	-0.1	0.0
Paper industries machinery (June 1982=100) <sup>2</sup>	11-64	200.0	200.8	200.7	1.3	0.0	0.0	0.0	0.0
Printing trades machinery <sup>2</sup>	11-65	155.9	156.3	156.2	0.5	-0.1	0.3	-0.1	-0.1
Transformers and power regulators <sup>2</sup>	11-74	231.2	230.8	231.0	3.6	0.1	-0.8	0.0	0.1
Communication & related equip (Dec 1985=100)	11-76	106.1	106.2	106.6	0.9	0.4	0.0	0.2	0.4
X-ray and electromedical equipment <sup>2</sup>	11-79-05	88.2	88.9	88.5	-1.0	-0.4	0.2	0.2	-0.4
Oil field and gas field machinery	11-91	204.1	206.7	206.7	3.2	0.0	-0.1	1.4	0.3
Mining machinery and equipment	11-92	231.6	232.6	235.3	6.2	1.2	-0.2	1.7	1.2
Office and store machines and equipment <sup>2</sup>	11-93	121.7	121.9	122.3	1.2	0.3	0.0	0.0	0.3
Commercial furniture <sup>2</sup>	12-2	201.0	202.7	200.5	1.6	-1.1	0.1	0.3	-1.1
Light motor trucks	14-11-05	154.3	152.2	151.9	0.9	-0.2	1.6	1.0	0.1
Heavy motor trucks <sup>2</sup>	14-11-06	198.5	199.2	200.1	1.4	0.5	-0.6	0.1	0.5
Truck trailers <sup>2</sup>	14-14	189.0	190.1	190.3	4.9	0.1	1.1	-1.1	0.1
Civilian aircraft (Dec 1985=100)	14-21-02	241.7	244.3	245.5	2.5	0.5	0.2	0.3	0.2
Ships (Dec 1985=100) <sup>2</sup>	14-31	219.1	221.4	221.6	2.5	0.1	1.0	0.2	0.1
Railroad equipment <sup>2</sup>	14-4	186.6	187.4	187.4	1.6	0.0	-0.6	0.9	0.0
<b>Intermediate materials, supplies, and components</b>		201.0	204.4	202.9	10.3	-0.7	0.0	0.2	-0.5
Intermediate foods and feeds		192.5	195.1	197.6	15.4	1.3	0.4	0.1	1.7
Flour <sup>2</sup>	02-12-03	232.0	222.4	221.7	13.6	-0.3	-2.1	-0.9	-0.3
Refined sugar and byproducts <sup>2</sup>	02-53	200.0	215.3	204.1	15.2	-5.2	6.1	0.2	-5.2
Confectionery materials <sup>2</sup>	02-54	184.6	186.4	187.0	10.6	0.3	0.4	0.5	0.3
Soft drink beverage bases (Dec 1985=100) <sup>2</sup>	02-64-01-11	227.0	227.2	227.7	2.1	0.2	-0.2	0.1	0.2
Processed eggs <sup>2</sup>	02-83	162.4	155.7	177.1	44.9	13.7	-5.6	3.7	13.7
Prepared animal feeds	02-9	204.4	206.5	208.4	22.9	0.9	0.2	-2.7	2.1
Intermediate materials less foods and feeds		201.7	205.1	203.3	10.0	-0.9	0.0	0.2	-0.6
Synthetic fibers <sup>2</sup>	03-1	114.9	119.3	119.2	8.6	-0.1	-0.8	5.9	-0.1
Processed yarns and threads <sup>2</sup>	03-2	165.1	158.3	158.5	22.4	0.1	-2.0	-2.2	0.1
Gray fabrics <sup>2</sup>	03-3	146.2	156.1	151.9	15.7	-2.7	1.9	5.3	-2.7
Finished fabrics <sup>2</sup>	03-4	145.5	147.1	151.5	9.8	3.0	-0.3	-2.0	3.0
Industrial textile products <sup>2</sup>	03-83-03	153.5	154.2	154.5	3.3	0.2	0.2	0.1	0.2
Leather <sup>2</sup>	04-2	263.4	267.8	268.0	13.7	0.1	1.1	0.3	0.1
Liquefied petroleum gas <sup>2</sup>	05-32	391.2	425.6	399.9	47.6	-6.0	-4.5	2.5	-6.0
Commercial electric power	05-42	180.0	189.9	190.9	0.2	0.5	-2.6	0.1	0.9
Industrial electric power	05-43	194.1	216.0	217.0	8.1	0.5	-2.2	7.7	0.7
Commercial natural gas (Dec 1990=100) <sup>2</sup>	05-52	201.2	202.8	202.6	-6.8	-0.1	1.6	1.1	-0.1
Industrial natural gas (Dec 1990=100)	05-53	201.8	194.9	194.9	-4.3	0.0	-0.9	-1.7	0.8
Natural gas to electric utilities (Dec 1990=100)	05-54	169.0	165.8	159.1	-10.4	-4.0	3.7	-1.4	-2.5
Jet fuels	05-72-03	320.1	318.8	312.9	46.6	-1.9	-4.0	-2.3	-2.9
No 2 Diesel fuel	05-73-03	339.8	327.6	307.2	32.9	-6.2	1.8	-2.1	-5.9
Residual fuels <sup>2</sup>	05-74	287.6	288.0	285.5	34.9	-0.9	-1.2	-1.1	-0.9
Basic inorganic chemicals <sup>2</sup>	06-13	296.7	302.7	312.3	24.4	3.2	0.0	0.0	3.2
Basic organic chemicals <sup>2</sup>	06-14	341.8	347.7	343.5	30.2	-1.2	2.4	-1.6	-1.2
Prepared paint <sup>2</sup>	06-21	247.1	248.7	248.9	4.8	0.1	0.2	0.3	0.1
Paint materials <sup>2</sup>	06-22	255.7	258.4	260.3	14.6	0.7	1.2	4.4	0.7
Medicinal and botanical chemicals <sup>2</sup>	06-31	176.6	176.0	175.7	-0.2	-0.2	-0.6	0.4	-0.2
Fats and oils, inedible <sup>2</sup>	06-4	355.3	359.1	348.8	50.1	-2.9	0.4	0.1	-2.9
Mixed fertilizers <sup>2</sup>	06-51	196.5	196.1	195.6	11.3	-0.3	0.1	0.4	-0.3
Nitrogenates	06-52-01	334.1	351.8	351.2	47.9	-0.2	3.7	2.3	1.0
Phosphates <sup>2</sup>	06-52-02	302.3	285.5	292.3	33.2	2.4	5.4	-3.4	2.4
Other agricultural chemicals <sup>2</sup>	06-53	174.7	175.3	175.5	-0.3	0.1	0.1	0.6	0.1
Plastic resins and materials <sup>2</sup>	06-6	229.1	242.8	237.5	12.5	-2.2	-0.8	2.1	-2.2
Synthetic rubber <sup>2</sup>	07-11-02	251.0	293.9	303.2	36.6	3.2	3.0	8.0	3.2
Plastic construction products <sup>2</sup>	07-21	196.4	201.9	203.4	6.8	0.7	1.5	-0.3	0.7
Unsupported plastic film, sheet, & other shapes <sup>2</sup>	07-22	208.2	211.9	209.2	4.3	-1.3	0.8	-0.6	-1.3
Plastic parts and components for manufacturing <sup>2</sup>	07-26	138.0	139.2	138.1	1.4	-0.8	0.8	-0.1	-0.8
Softwood lumber	08-11	163.2	158.0	161.3	4.8	2.1	1.8	-0.1	2.8
Hardwood lumber <sup>2</sup>	08-12	186.7	187.3	186.5	-3.5	-0.4	0.1	0.9	-0.4
Millwork	08-2	209.4	209.6	209.1	0.9	-0.2	0.1	0.0	0.1
Plywood <sup>2</sup>	08-3	177.7	170.8	170.0	-4.1	-0.5	-2.3	-1.4	-0.5
Treated wood (June 1985=100)	08-71-01	168.7	162.3	168.5	-0.6	3.8	-2.0	1.4	6.2
Woodpulp <sup>2</sup>	09-11	197.6	204.6	204.1	3.6	-0.2	0.3	2.6	-0.2

See footnotes at end of table.

**Table 2. Producer price indexes and percent changes for selected commodity groupings by stage of processing — Continued**  
 [1982=100, unless otherwise indicated]

Grouping	Commodity code	Unadjusted index			Unadjusted percent change to Aug. 2011 from:		Seasonally adjusted percent change from:		
		Apr. 2011 <sup>1</sup>	July 2011 <sup>1</sup>	Aug. 2011 <sup>1</sup>	Aug. 2010	July 2011	May to June	June to July	July to Aug.
<b>Intermediate materials less foods and feeds - Continued</b>									
Paper <sup>2</sup> .....	09-13	190.0	192.4	193.0	4.5	0.3	0.7	0.4	0.3
Paperboard <sup>2</sup> .....	09-14	230.6	232.7	231.2	-0.5	-0.6	-0.2	0.1	-0.6
Paper boxes and containers .....	09-15-03	225.6	227.9	226.6	1.4	-0.6	-0.1	0.9	-0.9
Building paper and board <sup>2</sup> .....	09-2	165.2	165.1	162.5	0.4	-1.6	1.2	-0.1	-1.6
Commercial printing (June 1982=100) <sup>2</sup> .....	09-47	170.0	169.9	170.5	1.4	0.4	-0.1	0.3	0.4
Foundry and forge shop products <sup>2</sup> .....	10-15	200.5	202.0	202.6	5.6	0.3	0.3	0.3	0.3
Steel mill products <sup>2</sup> .....	10-17	221.5	220.3	218.2	14.3	-1.0	-1.7	0.5	-1.0
Primary nonferrous metals <sup>2</sup> .....	10-22	254.5	248.7	247.4	21.3	-0.5	-3.9	2.4	-0.5
Aluminum mill shapes <sup>2</sup> .....	10-25-01	192.2	191.3	192.8	15.0	0.8	0.4	-3.2	0.8
Copper and brass mill shapes <sup>2</sup> .....	10-25-02	496.5	499.7	483.4	21.0	-3.3	0.4	5.6	-3.3
Titanium mill shapes <sup>2</sup> .....	10-25-05	209.7	209.1	211.0	12.6	0.9	-0.3	0.0	0.9
Nonferrous wire and cable <sup>2</sup> .....	10-26	289.9	290.0	291.4	15.0	0.5	0.4	2.3	0.5
Metal containers <sup>2</sup> .....	10-3	151.4	152.8	152.8	-4.7	0.0	0.9	-0.1	0.0
Hardware <sup>2</sup> .....	10-4	198.5	199.5	200.8	3.3	0.7	0.9	0.6	0.7
Plumbing fixtures and brass fittings .....	10-5	235.1	238.9	238.6	2.8	-0.1	0.6	0.4	0.0
Heating equipment <sup>2</sup> .....	10-6	225.5	229.6	228.8	2.3	-0.3	0.1	1.2	-0.3
Fabricated structural metal products .....	10-7	211.2	213.6	213.4	5.0	-0.1	0.2	0.4	-0.5
Fabricated ferrous wire products (June 1982=100) .....	10-88	215.2	217.7	216.8	4.3	-0.4	-0.4	0.4	-1.0
Other misc metal products <sup>2</sup> .....	10-89	158.4	159.3	159.6	2.9	0.2	0.1	0.3	0.2
Mechanical power transmission equipment <sup>2</sup> .....	11-45	239.1	242.0	241.6	3.7	-0.2	0.4	0.3	-0.2
Air conditioning and refrigeration equipment <sup>2</sup> .....	11-48	167.6	169.9	169.8	3.6	-0.1	0.4	1.1	-0.1
Metal valves, ex.fluid power (Dec. 1982=100) .....	11-49-02	259.2	263.6	264.5	6.6	0.3	-0.2	1.2	1.0
Ball and roller bearings <sup>2</sup> .....	11-49-05	231.7	237.5	237.8	3.5	0.1	2.7	-0.2	0.1
Wiring devices <sup>2</sup> .....	11-71	217.6	217.6	218.1	3.3	0.2	0.6	-0.9	0.2
Motors, generators, motor generator sets <sup>2</sup> .....	11-73	200.2	203.5	203.9	6.0	0.2	1.6	0.0	0.2
Switchgear, switchboard, etc, equipment <sup>2</sup> .....	11-75	210.2	211.6	211.5	2.6	0.0	0.7	0.5	0.0
Electronic components and accessories <sup>2</sup> .....	11-78	71.6	71.2	71.2	-2.9	0.0	0.0	0.1	0.0
Internal combustion engines .....	11-94	164.3	163.6	164.4	1.9	0.5	-0.1	-0.6	0.6
Machine shop products <sup>2</sup> .....	11-95	178.5	179.4	179.3	2.6	-0.1	0.6	-0.1	-0.1
Flat glass <sup>2</sup> .....	13-11	111.9	112.1	114.1	3.7	1.8	0.2	0.0	1.8
Cement <sup>2</sup> .....	13-22	189.8	190.4	186.0	-3.0	-2.3	-0.6	-0.4	-2.3
Concrete products .....	13-3	209.9	210.4	210.1	0.0	-0.1	-0.1	0.1	0.1
Asphalt felts and coatings <sup>2</sup> .....	13-6	225.3	243.7	240.5	6.0	-1.3	3.4	1.9	-1.3
Gypsum products <sup>2</sup> .....	13-7	202.8	203.3	199.8	-4.7	-1.7	-2.8	-0.6	-1.7
Glass containers .....	13-8	184.0	187.2	187.2	3.3	0.0	2.6	-0.8	0.3
Motor vehicle parts <sup>2</sup> .....	14-12	123.6	124.0	124.2	1.6	0.2	0.1	0.2	0.2
Aircraft engines & engine parts (Dec 1985=100) .....	14-23	203.7	203.8	203.8	3.1	0.0	0.1	0.1	0.2
Aircraft parts & aux. equip.,nec (June 1985=100) .....	14-25	169.9	171.6	171.5	2.4	-0.1	0.3	0.9	-0.2
Photographic supplies <sup>2</sup> .....	15-42	124.4	124.3	124.3	0.1	0.0	-0.1	0.0	0.0
Medical/surgical/personal aid devices .....	15-6	172.2	171.7	171.1	0.8	-0.3	-0.8	0.5	-0.3
<b>Crude materials for further processing .....</b>		<b>261.3</b>	<b>255.9</b>	<b>250.7</b>	<b>18.4</b>	<b>-2.0</b>	<b>-0.6</b>	<b>-1.2</b>	<b>0.2</b>
Crude foodstuffs and feedstuffs .....		193.1	191.4	196.3	28.7	2.6	2.1	-0.8	4.7
Wheat <sup>2</sup> .....	01-21	235.9	209.4	207.6	23.0	-0.9	-2.9	-11.5	-0.9
Corn .....	01-22-02	287.1	279.8	283.2	94.4	1.2	4.5	3.0	9.2
Slaughter cattle <sup>2</sup> .....	01-31	179.6	166.1	171.0	22.2	3.0	-3.2	0.5	3.0
Slaughter hogs .....	01-32	113.4	116.9	133.0	28.0	13.8	5.5	6.6	11.2
Slaughter broilers/fryers .....	01-41-02	222.7	210.5	213.2	-1.8	1.3	0.9	-11.7	10.6
Slaughter turkeys .....	01-42	189.9	206.2	209.1	10.2	1.4	-2.6	0.0	-1.5
Fluid milk .....	01-6	146.5	165.2	164.5	31.7	-0.4	6.6	5.4	-1.4
Soybeans <sup>2</sup> .....	01-83-01-31	224.5	232.7	222.1	26.0	-4.6	3.1	-0.2	-4.6
Cane sugar, raw <sup>2</sup> .....	02-52-01	200.6	193.0	205.7	13.4	6.6	-1.7	0.7	6.6
Crude nonfood materials .....		301.7	293.1	278.8	12.2	-4.9	-2.3	-1.4	-2.7
Raw cotton <sup>2</sup> .....	01-51	145.4	132.8	140.1	8.9	5.5	-0.9	0.2	5.5
Hides and skins <sup>2</sup> .....	04-1	287.7	281.6	278.9	16.0	-1.0	-1.5	-0.9	-1.0
Coal .....	05-1	208.5	205.2	208.1	8.4	1.4	0.1	-0.3	2.3
Natural gas <sup>2</sup> .....	05-31	178.6	184.0	184.7	-4.9	0.4	0.3	0.4	0.4
Crude petroleum .....	05-61	311.0	284.4	241.0	13.8	-15.3	-8.0	-5.2	-11.3
Logs, timber, etc <sup>2</sup> .....	08-5	226.8	224.4	232.1	8.8	3.4	-1.7	-0.4	3.4
Wastepaper <sup>2</sup> .....	09-12	500.5	522.9	542.5	37.4	3.7	1.7	3.1	3.7
Iron ore <sup>2</sup> .....	10-11	160.3	159.1	158.5	4.7	-0.4	0.0	-1.5	-0.4

See footnotes at end of table.

**Table 2. Producer price indexes and percent changes for selected commodity groupings by stage of processing — Continued**

[1982=100, unless otherwise indicated]

Grouping	Commodity code	Unadjusted index			Unadjusted percent change to Aug. 2011 from:		Seasonally adjusted percent change from:		
		Apr. 2011 <sup>1</sup>	July 2011 <sup>1</sup>	Aug. 2011 <sup>1</sup>	Aug. 2010	July 2011	May to June	June to July	July to Aug.
Crude nonfood materials - Continued									
Iron and steel scrap <sup>2</sup> .....	10-12	656.6	656.6	653.4	23.9	-0.5	2.0	0.8	-0.5
Nonferrous metal ores (Dec 1983=100) <sup>2</sup> .....	10-21	379.1	384.6	399.5	36.3	3.9	-1.0	2.6	3.9
Copper base scrap <sup>2</sup> .....	10-23-01	667.3	679.9	636.9	17.2	-6.3	1.7	3.4	-6.3
Aluminum base scrap .....	10-23-02	287.1	275.0	275.8	16.3	0.3	-1.1	-1.1	3.7
Construction sand, gravel, and crushed stone .....	13-21	265.6	267.1	268.4	1.3	0.5	0.8	-0.2	0.3
Industrial sand .....	13-99-01	247.1	247.1	247.1	3.3	0.0	0.0	0.2	0.6

1 The indexes for April 2011 have been recalculated to incorporate late reports and corrections by respondents. All indexes are subject to revision 4 months after original publication.

2 Not seasonally adjusted.

"-" Data not available.

**Table 3. Producer price indexes for selected stage-of-processing groupings, seasonally adjusted**  
[1982=100]

Year and month	Index									
	Finished goods	Finished consumer foods	Finished consumer goods excluding foods	Capital equipment	Intermediate materials	Intermediate foods and feeds	Intermediate materials excluding foods	Crude materials	Crude foodstuffs and feedstuffs	Crude nonfood materials
<b>2007:</b>										
January.....	160.6	161.3	167.1	148.6	163.9	143.2	165.1	184.6	131.5	218.6
February.....	162.5	164.1	169.2	149.1	165.2	147.4	166.2	201.6	140.1	242.2
March.....	164.2	166.4	171.5	149.1	166.7	149.4	167.7	203.6	142.6	243.5
April.....	165.7	167.4	173.9	149.3	168.6	150.7	169.6	204.4	144.5	243.1
May.....	166.6	166.6	175.9	149.4	170.1	150.6	171.2	205.0	144.7	244.1
June.....	166.6	166.1	176.0	149.5	170.7	153.2	171.7	205.7	144.2	246.0
July.....	167.5	166.3	177.6	149.8	171.9	153.9	172.9	203.4	146.7	239.6
August.....	165.8	166.3	174.4	149.8	170.2	155.2	171.0	198.2	146.8	230.3
September.....	167.3	168.3	176.3	149.9	171.1	158.1	171.8	203.0	152.1	234.5
October.....	168.6	170.4	177.7	150.1	171.9	160.6	172.6	214.0	152.3	253.9
November.....	172.0	170.0	183.9	150.6	176.6	162.5	177.4	229.5	154.7	279.6
December.....	171.3	172.1	182.0	150.5	176.5	166.2	177.1	236.4	159.7	287.7
<b>2008:</b>										
January.....	172.9	174.5	183.8	151.1	178.8	170.7	179.3	244.6	164.8	298.1
February.....	173.6	173.6	185.1	151.7	180.6	174.9	181.0	255.0	166.3	316.5
March.....	175.4	175.8	187.6	151.8	184.7	179.6	185.1	265.7	168.7	334.3
April.....	176.3	176.1	188.8	152.6	186.8	180.0	187.3	274.7	167.7	352.4
May.....	178.9	177.6	192.9	153.0	191.6	182.9	192.2	288.1	168.1	377.5
June.....	181.8	180.0	197.5	153.2	195.7	184.6	196.4	293.4	171.6	383.9
July.....	183.9	181.0	200.6	154.1	200.9	192.1	201.5	301.0	174.0	395.8
August.....	181.9	181.6	196.3	154.7	197.9	192.1	198.3	268.6	169.8	338.6
September.....	182.2	181.7	196.6	155.3	197.4	189.5	197.9	253.7	169.3	310.8
October.....	177.5	181.7	186.8	156.5	188.6	180.8	189.2	215.4	151.3	256.4
November.....	172.4	180.5	177.5	156.5	179.3	175.6	179.6	187.1	146.9	207.1
December.....	169.4	178.0	172.5	157.0	172.1	169.7	172.3	177.4	137.2	198.5
<b>2009:</b>										
January.....	170.8	177.9	175.2	157.0	171.9	166.5	172.4	174.6	138.2	192.3
February.....	170.7	175.2	175.8	157.0	170.6	165.1	171.1	165.1	134.4	178.3
March.....	169.3	173.9	173.8	157.0	168.1	163.8	168.6	161.7	131.3	174.9
April.....	170.4	176.7	174.8	157.0	168.4	164.8	168.7	164.1	136.8	174.0
May.....	170.6	174.2	176.3	156.7	169.3	166.5	169.6	168.1	136.8	181.6
June.....	173.9	176.2	181.4	157.2	171.4	168.3	171.7	174.5	136.5	193.7
July.....	171.7	173.8	178.2	156.9	170.6	164.8	171.1	166.8	129.6	186.0
August.....	174.1	174.5	182.3	157.4	173.4	165.2	174.2	174.8	129.8	200.7
September.....	173.5	174.4	181.2	157.1	173.7	165.6	174.5	173.3	128.5	199.1
October.....	173.9	176.8	181.5	156.5	174.2	165.4	175.1	187.0	135.0	218.6
November.....	176.3	177.8	185.5	157.0	176.2	166.9	177.0	196.1	136.5	234.1
December.....	176.9	180.1	185.9	157.0	177.2	169.7	177.8	203.3	140.3	243.8
<b>2010:</b>										
January.....	178.9	180.0	189.6	157.2	180.2	169.5	181.2	221.2	144.0	273.6
February.....	178.2	180.9	187.9	157.1	180.4	168.9	181.5	217.4	143.5	267.1
March.....	179.5	185.4	188.8	157.2	181.4	168.1	182.6	215.2	147.3	259.3
April.....	179.4	185.0	188.7	157.3	182.9	168.9	184.2	211.2	149.1	250.0
May.....	179.1	184.2	188.3	157.6	183.3	170.1	184.5	204.3	148.9	237.3
June.....	178.5	179.7	188.7	157.6	182.0	168.7	183.2	198.1	142.0	232.4
July.....	178.6	181.0	188.3	157.9	181.2	168.4	182.3	201.1	147.0	233.2
August.....	179.7	180.8	190.3	158.1	182.3	170.3	183.4	207.7	151.8	240.8
September.....	180.2	182.4	190.6	158.2	183.0	173.2	183.9	208.9	159.6	235.6
October.....	181.2	183.4	192.6	157.5	184.9	176.4	185.7	219.0	164.6	249.5
November.....	182.1	184.9	193.9	157.4	186.5	179.6	187.2	222.0	165.2	254.7
December.....	183.7	186.3	196.2	157.6	188.5	180.2	189.2	237.4	166.4	282.2
<b>2011:</b>										
January.....	185.5	187.0	199.1	158.1	191.5	181.0	192.4	245.7	174.2	290.3
February.....	188.2	193.6	201.7	158.5	195.2	185.7	196.1	253.4	186.1	293.0
March.....	189.5	192.9	204.4	158.9	197.9	189.5	198.6	251.4	186.1	289.3
April.....	191.0	193.8	206.6	159.4	200.7	193.0	201.4	261.2	193.2	300.6
May.....	191.7	191.6	208.5	159.6	202.0	192.4	202.8	250.2	184.8	288.2
June.....	191.0	192.8	206.4	160.1	202.1	193.1	202.9	248.6	188.7	281.6
July.....	191.4	193.9	206.5	160.7	202.6	193.2	203.4	245.7	187.1	277.6
August.....	191.4	196.0	205.9	160.6	201.6	196.4	202.1	246.2	195.9	270.1

NOTE: All seasonally adjusted indexes are subject to change up to 5 years after original publication due to the recalculation of seasonal factors each January. The indexes for April 2011 have been recalculated to incorporate late reports and corrections by respondents.



**Table 4. Producer price indexes for the net output of selected industries and industry groups, not seasonally adjusted**

Industry <sup>1</sup>	Industry code	Index base	Index			Percent change to Aug. 2011 from:	
			Apr. 2011 <sup>2</sup>	July 2011 <sup>2</sup>	Aug. 2011 <sup>2</sup>	Aug. 2010	July 2011
<b>Total mining, utilities, and manufacturing industries.....</b>		12/06	120.0	121.4	120.9	8.0	-0.4
<b>Total mining industries.....</b>		12/84	256.6	254.7	240.3	13.6	-5.7
Oil and gas extraction.....	211	12/85	297.6	293.8	268.8	14.1	-8.5
Mining (except oil & gas).....	212	12/03	227.9	228.1	232.9	14.2	2.1
Mining support activities.....	213	06/09	108.9	112.2	112.1	9.6	-0.1
<b>Utilities.....</b>	221	12/03	133.5	140.3	141.9	2.2	1.1
<b>Total manufacturing industries.....</b>		12/84	190.2	191.6	190.6	8.7	-0.5
Food mfg.....	311	12/84	190.8	193.1	195.1	11.3	1.0
Beverage & tobacco mfg.....	312	12/03	125.8	128.3	128.3	4.0	0.0
Textile mills.....	313	12/84	130.4	132.0	133.0	14.5	0.8
Textile product mills.....	314	12/03	122.0	123.7	124.3	5.2	0.5
Apparel manufacturing.....	315	12/03	105.0	105.5	106.2	2.5	0.7
Leather and allied product manufacturing.....	316	12/84	162.7	165.3	165.7	5.6	0.2
Wood product manufacturing.....	321	12/03	108.6	108.0	108.1	0.5	0.1
Paper manufacturing.....	322	12/03	131.1	132.2	132.3	2.7	0.1
Printing and related support activities.....	323	12/03	111.7	111.6	111.9	1.8	0.3
Petroleum and coal products manufacturing.....	324	12/84	393.8	395.4	379.5	33.4	-4.0
Chemical mfg.....	325	12/84	250.2	255.2	254.8	9.0	-0.2
Plastics and rubber products mfg.....	326	12/84	174.4	179.0	178.5	7.0	-0.3
Nonmetallic mineral product mfg.....	327	12/84	174.3	175.3	175.5	1.7	0.1
Primary metal mfg.....	331	12/84	223.0	221.1	220.3	13.8	-0.4
Fabricated metal product mfg.....	332	12/84	182.1	184.0	184.1	3.6	0.1
Machinery mfg.....	333	12/03	122.9	123.9	123.9	2.7	0.0
Computer & electronic product mfg.....	334	12/03	90.3	90.1	90.3	-0.7	0.2
Electrical equipment, appliance & component mfg.....	335	12/03	135.8	136.8	137.4	4.2	0.4
Transportation equipment mfg.....	336	12/03	112.0	112.0	112.1	2.0	0.1
Furniture & related product mfg.....	337	12/84	180.2	181.3	181.4	2.1	0.1
Miscellaneous mfg.....	339	12/03	115.5	116.4	116.3	2.6	-0.1
<b>Total trade industries.....</b>		12/06	115.7	116.0	117.9	4.5	1.6
<b>Total wholesale trade industries.....</b>		12/06	120.8	121.9	124.3	5.6	2.0
Merchant wholesalers, durable goods.....	423	06/04	120.9	123.1	125.9	7.7	2.3
Merchant wholesalers, nondurable goods.....	424	06/05	143.6	143.7	145.9	3.1	1.5
Wholesale trade agents and brokers.....	425	06/05	124.4	124.4	124.7	8.6	0.2
<b>Total retail trade industries.....</b>		12/06	112.3	112.1	113.7	3.7	1.4
Motor vehicle and parts dealers.....	441	12/03	128.2	127.7	128.7	2.9	0.8
Furniture and home furnishings stores.....	442	12/03	121.9	125.8	126.9	4.9	0.9
Electronics and appliance stores.....	443	12/03	92.3	86.8	87.4	-16.1	0.7
Bldg material and garden equip and supp dealers.....	444	12/03	123.0	122.2	122.1	2.3	-0.1
Food and beverage stores.....	445	12/99	153.7	155.2	160.6	10.2	3.5
Health and personal care stores.....	446	12/03	131.0	132.0	130.4	1.2	-1.2
Gasoline stations.....	447	06/01	70.5	74.4	82.8	12.3	11.3
Clothing and clothing accessories stores.....	448	12/03	122.6	118.1	122.7	2.1	3.9
Sporting goods hobby, book and music stores.....	451	12/03	113.1	114.2	113.2	2.1	-0.9
General merchandise stores.....	452	12/03	119.5	116.9	112.4	0.4	-3.8
Florists.....	4531	12/03	104.4	102.2	103.2	-3.8	1.0
Office supplies, stationery and gift stores.....	4532	12/03	133.3	130.5	128.2	0.0	-1.8
Manufactured (mobile) home dealers.....	45393	12/03	117.5	115.5	115.5	7.0	0.0
Nonstore retailers.....	454	12/03	141.3	137.2	143.2	4.4	4.4
<b>Transportation and warehousing industries.....</b>		12/06	119.6	120.7	121.0	6.9	0.2
<b>Transportation industries.....</b>		12/06	117.7	118.7	119.2	7.2	0.4
Air transportation.....	481	12/92	219.6	220.2	225.5	9.9	2.4
Rail transportation.....	482	12/96	168.9	173.2	172.3	10.0	-0.5
Water transportation.....	483	12/03	135.3	137.3	132.7	2.1	-3.4
Truck transportation.....	484	12/03	126.6	127.1	127.0	6.4	-0.1
Pipeline transportation of crude oil.....	486110	06/86	198.7	209.0	209.1	4.9	0.0
Refined petroleum product pipeline transport.....	486910	06/86	152.9	161.5	161.4	5.5	-0.1
Transportation support activities.....	488	12/03	114.3	115.2	114.9	3.7	-0.3
<b>Delivery and warehouse industries.....</b>		12/06	124.7	126.5	126.4	6.2	-0.1
U.S. Postal Service.....	491	06/89	188.5	191.6	191.6	2.1	0.0
Couriers and messengers.....	492	12/03	168.1	171.0	170.5	11.2	-0.3
Warehousing and storage.....	493	12/06	103.2	102.8	103.6	-0.4	0.8
<b>Total traditional service industries.....</b>		12/06	107.5	107.6	107.8	2.0	0.2
<b>Information.....</b>		12/06	102.1	102.5	102.6	0.8	0.1
Publishing industries, except Internet.....	511	12/03	111.0	111.4	111.0	0.5	-0.4
Broadcasting, except Internet.....	515	12/03	113.4	110.2	111.0	2.5	0.7
Telecommunications.....	517	12/03	101.1	101.7	102.1	0.8	0.4

See footnotes at end of table.

**Table 4. Producer price indexes for the net output of selected industries and industry groups, not seasonally adjusted — Continued**

Industry <sup>1</sup>	Industry code	Index base	Index			Percent change to Aug. 2011 from:	
			Apr. 2011 <sup>2</sup>	July 2011 <sup>2</sup>	Aug. 2011 <sup>2</sup>	Aug. 2010	July 2011
Internet service providers.....	5181	06/04	68.3	68.6	68.3	0.0	-0.4
Data processing and related services.....	5182	12/03	101.7	102.0	101.9	1.1	-0.1
Internet publishing and web search portals.....	519130	12/09	103.0	98.4	100.0	1.5	1.6
<b>Selected health care industries.....</b>		12/06	112.5	112.8	112.9	1.9	0.1
Offices of physicians.....	6211	12/96	131.3	131.6	131.7	1.2	0.1
Offices of dentists.....	6212	06/10	101.9	102.0	102.4	2.2	0.4
Medical and diagnostic laboratories.....	6215	12/03	108.6	108.7	108.9	0.4	0.2
Home health care services.....	6216	12/96	129.5	129.6	129.5	0.0	-0.1
Blood and organ banks.....	621991	06/06	113.0	113.8	113.8	0.7	0.0
Hospitals.....	622	12/92	176.2	176.6	176.8	2.1	0.1
Nursing care facilities.....	6231	12/03	128.9	129.7	129.1	3.2	-0.5
Residential mental retardation facilities.....	62321	12/03	135.5	135.3	135.6	4.2	0.2
<b>Other selected traditional service industries.....</b>		12/06	106.8	106.8	107.1	2.4	0.3
Depository credit intermediation.....	5221	12/03	109.6	107.8	108.3	1.2	0.5
Security, commodity contracts and like activity.....	523	12/03	127.5	127.6	127.9	7.0	0.2
Insurance carriers and related activities.....	524	12/03	119.6	119.9	120.2	3.1	0.3
Lessors of nonres bldg (exc miniwarehouse).....	53112	12/03	109.0	109.9	110.3	0.5	0.4
Lessors of miniwarehouse and self storage units.....	53113	12/03	110.8	114.7	114.0	1.9	-0.6
Offices of real estate agents and brokers.....	5312	12/03	97.9	98.3	97.4	-2.1	-0.9
Real estate property managers.....	53131	12/03	107.1	106.0	105.4	-1.0	-0.6
Offices of real estate appraisers.....	531320	12/03	97.6	97.9	97.6	1.8	-0.3
Automotive equipment rental and leasing.....	5321	06/01	129.0	141.3	143.1	4.8	1.3
Other heavy machinery rental and leasing.....	532412	12/03	115.0	114.3	118.0	3.4	3.2
Legal services.....	5411	12/96	177.8	178.2	178.3	3.0	0.1
Offices of certified public accountants.....	541211	12/03	112.0	111.6	112.0	-1.2	0.4
Other accounting services.....	541219	12/03	108.0	103.4	103.4	-3.6	0.0
Architectural, engineering and related services.....	5413	12/96	144.8	145.7	146.1	1.7	0.3
Management and technical consulting services.....	5416	06/06	109.1	110.7	108.6	0.0	-1.9
Advertising agencies.....	54181	12/03	105.6	105.7	105.6	0.2	-0.1
Employment services.....	5613	12/96	125.4	125.1	125.5	-0.2	0.3
Travel agencies.....	56151	12/03	100.5	100.5	100.5	0.0	0.0
Security guards and patrol services.....	561612	12/04	108.7	108.8	109.3	0.9	0.5
Janitorial services.....	56172	12/03	111.5	111.8	112.1	1.2	0.3
Waste collection.....	5621	12/03	120.7	120.4	120.7	1.7	0.2
Computer training.....	61142	06/06	113.1	113.1	113.0	0.8	-0.1
Amusement and theme parks.....	71311	06/06	121.4	122.7	123.9	2.8	1.0
Golf courses and country clubs.....	71391	12/05	109.3	109.9	109.7	1.1	-0.2
Fitness and recreational sports centers.....	71394	12/04	101.2	101.3	101.3	1.8	0.0
Accommodation.....	721	12/96	142.5	143.5	145.3	2.9	1.3
Commercial machinery repair and maintenance.....	8113	06/06	114.9	113.8	113.8	5.0	0.0

1 Indexes in this table are derived from the net-output-weighted industry price indexes. Because of differences in coverage and aggregation methodology, they will generally not match the movements of similarly titled indexes which are derived from traditional commodity groupings.

2 The indexes for April 2011 have been recalculated to incorporate late reports and corrections by respondents. All indexes are subject to revision 4 months after original publication.

"-" Data not available.

NOTE: NAICS replaced the SIC system beginning with the release of PPI data for January 2004. See <https://www.bls.gov/ppi/ppinaics.htm> for details.

**Table 5. Producer price indexes for the net output of selected industries and their products, not seasonally adjusted**

Industry and product <sup>1</sup>	Industry code	Product code	Index base	Index			Percent change to Aug. 2011 from:	
				Apr. 2011 <sup>2</sup>	July 2011 <sup>2</sup>	Aug. 2011 <sup>2</sup>	Aug. 2010	July 2011
Logging.....	1133		12/81	185.7	183.1	187.2	6.3	2.2
Logging.....	11331		12/81	185.7	183.1	187.2	6.3	2.2
Logging.....	113310		12/81	185.8	183.2	187.3	6.3	2.2
Primary products.....		113310-P	12/81	193.1	190.4	194.7	6.3	2.3
Softwood logs and bolts.....		113310-1	12/81	229.4	224.5	230.4	9.6	2.6
Hardwood logs and bolts.....		113310-3	12/81	113.6	117.9	118.3	-5.6	0.3
Pulpwood.....		113310-5	12/81	95.7	92.1	101.9	10.4	10.6
Other roundwood products, NEC.....		113310-7	06/82	113.0	114.9	108.1	-5.8	-5.9
Receipts for contract logging of timber owned by others.....		113310-9	12/81	130.0	129.2	129.1	4.0	-0.1
Secondary products and miscellaneous receipts.....		113310-SM						
<b>Mining</b>								
Total mining industries.....			12/84	256.6	254.7	240.3	13.6	-5.7
Oil and gas extraction.....	211		12/85	297.6	293.8	268.8	14.1	-8.5
Oil and gas extraction.....	2111		12/85	297.6	293.8	268.8	14.1	-8.5
Crude petroleum and natural gas extraction.....	211111		06/02	297.7	285.2	255.8	7.9	-10.3
Primary products.....		211111-P	06/84	263.0	249.4	222.9	6.0	-10.6
Crude petroleum.....		211111-1	06/84	338.7	309.7	262.5	13.8	-15.2
Natural gas (from the wellhead).....		211111-3	06/84	157.3	162.9	162.8	-6.4	-0.1
Secondary products and miscellaneous receipts.....		211111-SM						
Natural gas liquids and residue gas.....	211112		06/02	299.9	319.8	306.8	31.3	-4.1
Primary products.....		211112-P	06/02	300.7	320.7	307.7	31.3	-4.1
Natural gas liquids.....		211112-1	06/84	412.9	448.9	421.9	47.5	-6.0
Isopentane and natural gasoline.....		211112-11	06/84	478.0	518.1	474.3	49.7	-8.5
Propane.....		211112-12	06/84	418.9	462.5	462.4	49.0	0.0
Butane.....		211112-13	06/84	394.8	355.3	353.1	24.0	-0.6
Plant condensate, ethane, gas mixtures, and other natural gas liquids.....		211112-14	06/96	441.3	548.4	482.7	68.1	-12.0
Residue gas shipped from natural gas liquids plants.....		211112-3	06/84	190.2	192.6	195.8	0.0	1.7
Secondary products and miscellaneous receipts.....		211112-SM						
Mining (except oil & gas).....	212		12/03	227.9	228.1	232.9	14.2	2.1
Coal mining.....	2121		12/85	212.6	209.6	211.5	8.6	0.9
Coal mining.....	21211		12/01	229.1	225.8	228.0	8.6	1.0
Bituminous coal and lignite surface mining.....	212111		12/01	170.1	167.7	170.8	7.2	1.8
Primary products.....		212111-P	12/01	170.5	168.9	172.3	7.8	2.0
Run-of-mine (raw) bituminous coal and lignite shipped from surface operations.....		212111-1	12/01	174.3	179.9	175.5	10.8	-2.4
Raw bituminous coal and lignite from surface operations, for use without processing.....		212111-11	12/01	248.7	264.1	248.0	19.2	-6.1
Raw bituminous coal and lignite from surface operations, for processing at other establishments.....		212111-12	12/01	133.8	134.0	135.9	3.5	1.4
Processed bituminous coal and lignite shipped from surface operations.....		212111-3	12/01	170.2	167.1	172.1	7.1	3.0
Processed bituminous coal and lignite from surface operations (wet-washing/pneumatic/other).....		212111-31	12/01	169.3	166.6	165.5	4.8	-0.7
Processed bituminous coal from surface operations (mechanically crushed/screened/or sized).....		212111-32	12/01	196.2	189.6	203.5	11.0	7.3
Processed subbituminous coal from surface operations (mechanically crushed/screened/or sized).....		212111-33	12/01	159.5	159.3	-	-	-
Processed lignite coal from surface operations (mechanically crushed/screened/or sized).....		212111-34	12/01	188.7	180.7	192.3	15.7	6.4
Secondary products and miscellaneous receipts.....		212111-SM						
Bituminous coal underground mining.....	212112		12/01	296.6	292.3	293.4	9.5	0.4
Primary products.....		212112-P	12/01	297.3	293.0	294.0	9.5	0.3
Run-of-mine (raw) bituminous coal shipped from underground operations.....		212112-1	12/01	192.6	185.3	183.4	1.2	-1.0
Processed bituminous coal shipped from underground operations.....		212112-3	12/01	327.0	323.6	325.6	11.1	0.6
Processed bituminous coal from underground operations (wet-washing/pneumatic/other).....		212112-31	12/01	339.9	341.7	342.0	8.7	0.1
Processed bituminous coal from underground operations (mechanically crushed/screened/or sized).....		212112-32	12/01	250.9	218.4	229.7	35.6	5.2
Secondary products and miscellaneous receipts.....		212112-SM						
Secondary products.....		212112-S	12/01	217.0	-	221.2	5.3	-
Anthracite mining.....	212113		12/79	280.2	281.0	290.0	8.4	3.2
Primary products.....		212113-P	12/79	278.4	279.2	288.2	8.4	3.2
Run-of-mine (raw) anthracite.....		212113-1	12/79	166.5	166.5	-	-	-
Processed anthracite.....		212113-3	12/79	325.9	327.0	340.1	9.3	4.0
Secondary products and miscellaneous receipts.....		212113-SM1						

See footnotes at end of table.

**Table 5. Producer price indexes for the net output of selected industries and their products, not seasonally adjusted — Continued**

Industry and product <sup>1</sup>	Industry code	Product code	Index base	Index			Percent change to Aug. 2011 from:	
				Apr. 2011 <sup>2</sup>	July 2011 <sup>2</sup>	Aug. 2011 <sup>2</sup>	Aug. 2010	July 2011
Metal ore mining.....	2122		12/84	335.1	339.1	351.2	31.1	3.6
Iron ore mining.....	21221		12/84	158.7	157.5	156.9	4.7	-0.4
Iron ore mining.....	212210		12/84	158.7	157.5	156.9	4.7	-0.4
Primary products.....		212210-P	12/84	162.5	161.3	160.7	4.7	-0.4
Iron ores.....		212210-8	12/97	168.4	167.2	166.6	4.7	-0.4
Gold ore & silver ore mining.....	21222		12/84	263.3	278.6	304.5	51.6	9.3
Gold ore mining.....	212221		06/85	373.2	399.5	436.7	49.2	9.3
Primary products.....		212221-P	06/85	369.9	395.9	432.7	49.2	9.3
Gold ores.....		212221-0	06/85	369.9	395.9	432.7	49.2	9.3
Copper, nickel, lead & zinc mining.....	21223		06/88	494.7	493.0	501.7	21.5	1.8
Copper ore and nickel ore mining.....	212234		06/88	509.3	507.5	516.5	21.6	1.8
Primary products.....		212234-P	12/03	461.4	462.7	470.8	21.4	1.8
Copper crude ore, concentrate, precipitate and electrowon forms.....		212234-0	12/03	461.4	462.7	470.8	21.4	1.8
Secondary products and miscellaneous receipts.....		212234-SM						
Other metal ore mining.....	21229		12/85	232.7	225.8	219.7	37.7	-2.7
Other metal ore mining.....	212290		12/85	768.3	745.6	725.3	37.6	-2.7
Primary products.....		212290-P	12/03	591.0	573.2	557.7	38.1	-2.7
Other metal ore mining.....		212290-1	12/03	591.0	573.2	557.7	38.1	-2.7
Secondary products and miscellaneous receipts.....		212290-SM1						
Nonmetallic mineral mining & quarrying.....	2123		12/84	230.8	233.0	237.5	5.5	1.9
Stone mining & quarrying.....	21231		12/84	244.2	245.7	247.0	0.8	0.5
Dimension stone mining and quarrying.....	212311		06/85	215.2	213.6	213.6	1.8	0.0
Primary products.....		212311-P	06/85	211.8	209.9	209.9	1.6	0.0
Dimension stone.....		212311-0	06/85	211.8	209.9	209.9	1.6	0.0
Secondary products and miscellaneous receipts.....		212311-SM						
Crushed and broken limestone mining.....	212312		12/83	242.6	245.0	244.8	2.6	-0.1
Primary products.....		212312-P	12/83	245.0	247.5	247.3	2.6	-0.1
Crushed and broken limestone.....		212312-0	12/83	245.0	247.5	247.3	2.6	-0.1
Secondary products and miscellaneous receipts.....		212312-SM						
Miscellaneous receipts.....		212312-M	06/05	132.8	—	—	—	—
Secondary products.....		212312-S	12/83	213.3	214.3	213.2	3.8	-0.5
Crushed and broken granite mining.....	212313		12/83	318.8	319.3	327.0	-4.0	2.4
Primary products.....		212313-P	12/83	321.0	321.3	329.2	-4.1	2.5
Crushed and broken granite.....		212313-0	12/83	321.0	321.3	329.2	-4.1	2.5
Secondary products and miscellaneous receipts.....		212313-SM						
Secondary products.....		212313-S	12/83	216.2	222.4	—	—	—
Other crushed and broken stone mining.....	212319		12/83	236.4	236.7	237.5	0.6	0.3
Primary products.....		212319-P	12/83	240.0	241.0	240.5	0.4	-0.2
Bituminous limestone and sandstone, and other crushed and broken stone mining.....		212319-0	12/83	240.0	241.0	240.5	0.4	-0.2
Secondary products and miscellaneous receipts.....		212319-SM						
Secondary products.....		212319-S	12/83	215.9	208.6	219.2	1.5	5.1
Sand/gravel/clay/refractory minerals mining.....	21232		12/03	146.6	146.9	147.2	2.5	0.2
Construction sand and gravel mining.....	212321		06/82	276.2	276.7	277.5	2.4	0.3
Primary products.....		212321-P	06/82	277.0	277.5	279.2	2.3	0.6
Construction sand and gravel (run of pit or bank).....		212321-1	06/06	123.9	125.0	124.0	0.0	-0.8
Construction sand and gravel (washed, screened, or otherwise treated).....		212321-2	06/06	118.9	119.0	120.1	2.7	0.9
Construction sand (washed, screened, or otherwise treated).....		212321-21	06/06	117.2	118.9	120.0	3.1	0.9
Construction gravel (washed, screened, or otherwise treated).....		212321-22	06/06	120.4	119.1	120.1	2.4	0.8
Secondary products and miscellaneous receipts.....		212321-SM						
Miscellaneous receipts.....		212321-M	06/82	295.4	296.9	299.3	5.2	0.8
Secondary products.....		212321-S	06/82	236.2	236.8	223.4	2.2	-5.7
Industrial sand mining.....	212322		06/82	248.1	248.1	248.1	3.2	0.0
Primary products.....		212322-P	06/82	250.3	250.3	250.3	3.4	0.0
Industrial glass sand.....		212322-1	06/82	263.3	263.3	—	—	—
Industrial molding sand.....		212322-3	06/82	256.5	256.5	256.5	4.0	0.0
Other industrial sand.....		212322-9	06/82	218.7	218.7	218.7	5.6	0.0
Secondary products and miscellaneous receipts.....		212322-SM						
Secondary products.....		212322-S	06/82	239.6	239.1	239.1	1.9	0.0
Kaolin and ball clay mining.....	212324		06/84	191.4	191.4	191.4	3.6	0.0
Primary products.....		212324-P	06/84	190.4	190.4	190.4	3.7	0.0

See footnotes at end of table.

**Table 5. Producer price indexes for the net output of selected industries and their products, not seasonally adjusted — Continued**

Industry and product <sup>1</sup>	Industry code	Product code	Index base	Index			Percent change to Aug. 2011 from:	
				Apr. 2011 <sup>2</sup>	July 2011 <sup>2</sup>	Aug. 2011 <sup>2</sup>	Aug. 2010	July 2011
Kaolin and ball clay mining - Continued								
Kaolin and ball clay.....		212324-0	06/84	190.4	190.4	190.4	3.7	0.0
Secondary products and miscellaneous receipts.....		212324-SM						
Clay, ceramic, and refractory minerals mining.....	212325		06/84	191.9	192.7	193.8	1.6	0.6
Primary products.....		212325-P	06/84	192.6	193.4	194.5	1.6	0.6
Common (miscellaneous) clay and shales.....		212325-B	06/84	179.9	186.4	186.0	3.4	-0.2
Bentonite.....		212325-C	06/84	158.3	159.9	161.4	0.0	0.9
Feldspar, fire clay and fuller's earth.....		212325-V	06/07	130.5	129.3	130.3	2.3	0.8
Other clay, ceramic, and refractory minerals including magnesite and brucite.....		212325-9	06/84	209.8	209.8	209.8	2.8	0.0
Secondary products and miscellaneous receipts.....		212325-SM						
Other nonmetallic mineral mining & quarrying.....	21239		12/84	215.6	222.3	239.7	23.0	7.8
Potash, soda, and borate mineral mining.....	212391		12/84	306.4	319.1	355.2	40.8	11.3
Primary products.....		212391-P	12/84	308.2	321.0	357.4	41.1	11.3
Sodium carbonate and sulfate.....		212391-3	12/84	196.9	210.2	210.6	16.0	0.2
Potassium salts and boron compounds.....		212391-5	06/07	240.3	-	290.1	57.2	-
Secondary products and miscellaneous receipts.....		212391-SM						
Phosphate rock mining.....	212392		12/82	174.5	-	-	-	-
Primary products.....		212392-P	12/82	175.0	-	-	-	-
Other chemical and fertilizer mineral mining.....	212393		12/89	140.9	141.3	142.7	1.3	1.0
Primary products.....		212393-P	12/89	136.4	136.8	138.2	1.4	1.0
Barite.....		212393-1	12/84	100.4	102.1	98.1	-2.3	-3.9
Rock salt.....		212393-3	12/84	272.8	-	279.6	1.6	-
Secondary products and miscellaneous receipts.....		212393-SM						
All other nonmetallic mineral mining.....	212399		06/85	216.7	216.7	217.3	3.0	0.3
Primary products.....		212399-P	06/85	219.6	219.6	220.2	3.0	0.3
All other nonmetallic mineral mining.....		212399-A	06/85	219.6	219.6	220.2	3.0	0.3
Secondary products and miscellaneous receipts.....		212399-SM						
Mining support activities.....	213		06/09	108.9	112.2	112.1	9.6	-0.1
Mining support activities.....	2131		06/09	108.9	112.2	112.1	9.6	-0.1
Mining support activities.....	21311		06/09	108.9	112.2	112.1	9.6	-0.1
Drilling oil and gas wells.....	213111		12/85	354.5	365.3	369.0	12.4	1.0
Primary services.....		213111-P	12/85	353.1	364.5	368.4	13.3	1.1
Drilling oil, gas, dry, or service wells.....		213111-01	12/85	346.2	360.0	364.6	15.1	1.3
Drilling in, spudding in, tailing in, or reworking oil and gas wells.....		213111-02	12/92	288.0	284.9	284.9	3.8	0.0
Oil and gas well directional drilling control.....		213111-03	12/03	125.7	125.7	125.7	6.0	0.0
Secondary products and miscellaneous receipts.....		213111-SM						
Support activities for oil and gas operations.....	213112		12/85	187.7	194.2	191.2	7.5	-1.5
Primary products.....		213112-P	12/85	186.1	193.6	189.3	8.2	-2.2
Secondary products and miscellaneous receipts.....		213112-SM						
Support activities for coal mining.....	213113		06/85	189.2	190.2	190.2	1.8	0.0
Primary products.....		213113-P	06/85	190.8	191.9	191.8	1.8	-0.1
Support activities for coal mining.....		213113-0	06/85	190.8	191.9	191.8	1.8	-0.1
Support activities for metal mining.....	213114		12/85	154.6	153.4	158.0	4.9	3.0
Primary services.....		213114-P	12/85	156.5	155.2	159.9	4.9	3.0
Metal mining services.....		213114-0	12/85	156.5	155.2	159.9	4.9	3.0
Support activities for nonmetallic minerals.....	213115		06/85	151.3	151.3	151.3	1.7	0.0
Primary services.....		213115-P	06/85	145.6	145.6	145.6	1.7	0.0
Nonmetallic minerals support activity (except fuels).....		213115-0	06/85	145.6	145.6	145.6	1.7	0.0
Utilities.....	221		12/03	133.5	140.3	141.9	2.2	1.1
Electric power generation, transmission, and distribution.....	2211		12/03	133.5	141.5	143.9	3.7	1.7
Electric power generation.....	22111		12/03	138.1	148.8	157.3	7.7	5.7
Electric power generation.....	221110		12/03	138.2	148.9	157.4	7.7	5.7
Primary products.....		221110-P	12/03	139.2	150.3	159.2	8.0	5.9
Utilities.....		221110-4	12/03	145.4	158.2	169.3	3.9	7.0
Non-utilities.....		221110-5	12/03	123.9	131.9	137.2	18.9	4.0
Secondary products and miscellaneous receipts.....		221110-SM						
Miscellaneous receipts.....		221110-M	12/03	111.2	109.3	106.2	-	-2.8
Electric power transmission, control, and distribution.....	22112		12/03	131.2	138.3	138.5	2.1	0.1
Electric bulk power transmission and control.....	221121		12/03	125.9	122.8	120.2	1.9	-2.1
Primary products.....		221121-P	12/03	126.2	123.1	120.5	1.9	-2.1
Electric bulk power transmission and control.....		221121-3	12/03	126.2	123.1	120.5	1.9	-2.1

See footnotes at end of table.

**Table 5. Producer price indexes for the net output of selected industries and their products, not seasonally adjusted — Continued**

Industry and product <sup>1</sup>	Industry code	Product code	Index base	Index			Percent change to Aug. 2011 from:	
				Apr. 2011 <sup>2</sup>	July 2011 <sup>2</sup>	Aug. 2011 <sup>2</sup>	Aug. 2010	July 2011
<b>Electric bulk power transmission and control - Continued</b>								
Secondary products and miscellaneous receipts.....		221121-SM1						
Electric power distribution.....	221122		12/03	131.1	138.3	138.5	2.1	0.1
Primary products.....		221122-P	12/90	157.5	166.9	167.2	2.1	0.2
Residential electric power.....		221122-41	12/90	156.2	162.9	162.4	1.1	-0.3
New England.....		221122-411	12/90	132.0	132.9	133.0	4.0	0.1
Middle Atlantic.....		221122-412	12/90	131.5	133.3	133.2	2.5	-0.1
East North Central.....		221122-413	12/90	155.8	168.9	163.6	-6.2	-3.1
West North Central.....		221122-414	12/90	130.5	141.7	143.0	0.2	0.9
South Atlantic.....		221122-415	12/90	160.9	167.6	167.1	0.5	-0.3
East South Central.....		221122-416	12/90	166.5	173.0	173.5	3.8	0.3
West South Central.....		221122-417	12/90	175.4	181.2	183.0	5.2	1.0
Mountain.....		221122-418	12/90	140.2	155.1	153.7	5.9	-0.9
Pacific.....		221122-419	12/90	171.7	173.4	173.3	1.7	-0.1
Commercial electric power.....		221122-42	12/90	157.3	165.6	166.5	0.5	0.5
New England.....		221122-421	12/90	161.1	178.1	178.1	9.9	0.0
Middle Atlantic.....		221122-422	12/90	123.0	128.5	129.6	-6.0	0.9
East North Central.....		221122-423	12/90	155.7	153.9	156.5	-5.7	1.7
West North Central.....		221122-424	12/90	131.1	152.0	153.9	6.2	1.3
South Atlantic.....		221122-425	12/90	143.9	147.6	147.7	3.0	0.1
East South Central.....		221122-426	12/90	157.4	162.1	162.7	3.3	0.4
West South Central.....		221122-427	12/90	186.7	195.5	197.2	8.7	0.9
Mountain.....		221122-428	12/90	117.7	124.2	124.2	0.0	0.0
Pacific.....		221122-429	12/90	206.2	228.4	228.3	-1.0	0.0
Industrial electric power.....		221122-43	12/90	161.9	179.7	180.7	8.3	0.6
New England.....		221122-431	12/90	104.5	118.8	118.8	14.1	0.0
Middle Atlantic.....		221122-432	12/90	118.6	147.4	144.8	21.5	-1.8
East North Central.....		221122-433	12/90	170.6	215.5	218.8	20.8	1.5
West North Central.....		221122-434	12/90	147.1	169.9	170.1	8.1	0.1
South Atlantic.....		221122-435	12/90	151.2	153.7	153.9	2.5	0.1
East South Central.....		221122-436	12/90	149.9	151.6	152.5	-0.1	0.6
West South Central.....		221122-437	12/90	228.8	238.5	241.1	5.4	1.1
Mountain.....		221122-438	12/90	124.1	131.2	132.2	-0.5	0.8
Pacific.....		221122-439	12/90	180.8	195.1	195.3	0.4	0.1
Transportation electric power.....		221122-45	12/10	99.9	104.9	105.7	-	0.8
Secondary products and miscellaneous receipts.....		221122-SM						
Miscellaneous receipts.....		221122-M	12/90	160.3	160.3	160.3	3.0	0.0
Natural gas distribution.....	2212		12/03	117.6	118.5	116.7	-4.4	-1.5
Natural gas distribution.....	22121		12/03	117.6	118.5	116.7	-4.4	-1.5
Natural gas distribution.....	221210		12/03	117.6	118.5	116.7	-4.4	-1.5
Primary products.....		221210-P	12/90	197.0	197.4	194.3	-5.3	-1.6
Natural gas to ultimate consumers.....		221210-11	12/90	200.6	200.3	196.9	-6.4	-1.7
Residential natural gas.....		221210-112	12/90	200.8	204.5	203.7	-2.0	-0.4
Commercial natural gas.....		221210-113	12/90	201.1	202.6	202.4	-6.9	-0.1
Industrial natural gas.....		221210-114	12/90	201.8	194.8	194.7	-4.4	-0.1
To electric power.....		221210-115	12/90	169.0	165.8	159.1	-10.4	-4.0
Delivered to ultimate consumers for the account of others (transportation only).....		221210-12	12/90	146.8	154.5	153.9	9.5	-0.4
Industrial consumer.....		221210-122	12/90	149.3	147.8	148.8	1.2	0.7
Other consumers.....		221210-123	12/90	287.1	320.3	315.8	18.4	-1.4
Secondary products and miscellaneous receipts.....		221210-SM						
Miscellaneous receipts.....		221210-M	12/90	175.0	175.0	175.0	-4.1	0.0
Secondary products.....		221210-S	12/10	100.0	109.1	109.1	-	0.0
<b>Construction industries</b>								
New industrial building construction.....	236211		06/07	106.3	107.7	107.5	2.1	-0.2
Primary products.....		236211-P	06/07	106.3	107.7	107.5	2.1	-0.2
New warehouse building construction.....	236221		12/04	125.4	126.9	126.9	2.8	0.0
Primary products.....		236221-P	12/04	125.4	126.9	126.9	2.8	0.0
New school building construction.....	236222		12/05	134.0	135.5	135.5	3.2	0.0
Primary products.....		236222-P	12/05	134.0	135.5	135.5	3.2	0.0
New office building construction.....	236223		06/06	114.1	115.2	115.2	2.6	0.0
Primary products.....		236223-P	06/06	114.1	115.2	115.2	2.6	0.0
Concrete contractors, nonresid bldg work.....	23811X		12/07	104.0	104.4	104.3	-0.2	-0.1
Primary products.....		23811X-P	12/07	104.0	104.4	104.3	-0.2	-0.1
Roofing contractors, nonresid bldg work.....	23816X		12/07	110.9	114.2	113.8	3.0	-0.4
Primary products.....		23816X-P	12/07	110.9	114.2	113.8	3.0	-0.4

See footnotes at end of table.

**Table 5. Producer price indexes for the net output of selected industries and their products, not seasonally adjusted — Continued**

Industry and product <sup>1</sup>	Industry code	Product code	Index base	Index			Percent change to Aug. 2011 from:	
				Apr. 2011 <sup>2</sup>	July 2011 <sup>2</sup>	Aug. 2011 <sup>2</sup>	Aug. 2010	July 2011
Nonresidential building maintenance & repair.....	2381MR		04/09	102.8	104.0	103.8	1.5	-0.2
Electrical contractors, nonresid bldg work.....	23821X		12/07	103.3	105.1	104.9	3.7	-0.2
Primary products.....		23821X-P	12/07	103.3	105.1	104.9	3.7	-0.2
Plumbing, heating and air-conditioning contractors, nonresidential building new, and maintenanc.....	23822X		12/07	112.7	113.7	113.7	2.6	0.0
Primary products.....		23822X-P	12/07	112.7	113.7	113.7	2.6	0.0
<b>Manufacturing</b>								
Total manufacturing industries.....			12/84	190.2	191.6	190.6	8.7	-0.5
Food mfg.....	311		12/84	190.8	193.1	195.1	11.3	1.0
Animal food mfg.....	3111		12/03	164.6	166.8	169.7	22.4	1.7
Animal food mfg.....	31111		12/03	164.6	166.8	169.7	22.4	1.7
Dog and cat food manufacturing.....	311111		12/85	191.7	192.0	193.1	3.5	0.6
Primary products.....		311111-P	12/85	194.5	194.8	195.0	2.7	0.1
Dog food.....		311111-1	12/85	204.0	205.0	205.0	2.6	0.0
Canned dog food.....		311111-11	12/98	137.3	137.1	137.1	-	0.0
Dry and semi moist dog food, shipped in packages less than 25 lbs.....		311111-12	06/91	159.6	160.5	160.7	-	0.1
Dry and semi moist dog food, shipped in packages of 25 lbs. or more.....		311111-13	06/91	187.1	188.6	188.5	-	-0.1
Cat food.....		311111-4	12/85	178.6	177.9	178.2	2.9	0.2
Canned cat food, fish-base.....		311111-41	06/05	113.5	113.9	113.9	-	0.0
Canned cat food, meat-base or other.....		311111-42	06/05	130.5	130.7	130.7	-	0.0
Cat food, dry or semi moist.....		311111-43	12/98	159.4	157.7	158.3	-	0.4
Secondary products and miscellaneous receipts.....		311111-SM						
Miscellaneous receipts.....		311111-M1	12/10	100.0	-	107.0	-	-
Secondary products.....		311111-S	12/85	191.1	-	-	-	-
Other animal food manufacturing.....	311119		12/80	195.7	199.2	203.8	32.6	2.3
Primary products.....		311119-P	12/80	191.8	195.0	199.3	35.2	2.2
Swine feed, complete.....		311119-A	12/80	248.8	242.7	253.3	39.3	4.4
Swine feed supplements, concentrates, and premixes.....		311119-D	12/80	183.2	185.0	186.9	10.5	1.0
Beef cattle feed, complete.....		311119-G	12/80	283.3	297.5	311.4	39.0	4.7
Beef cattle feed supplements, concentrates, and premixes.....		311119-J	12/80	181.1	185.4	190.3	18.9	2.6
Other poultry and livestock feed.....		311119-N	12/80	245.3	237.5	238.6	27.7	0.5
Other prepared animal feeds, including feeding materials and adjuncts.....		311119-Q	12/80	277.6	253.7	271.8	41.2	7.1
Specialty feeds.....		311119-R	06/91	184.5	193.0	195.0	23.7	1.0
Chicken and turkey feed, supplements, concentrates, and premixes.....		311119-1	12/80	168.2	173.3	175.6	43.1	1.3
Complete chicken feed, starter-growers and layer-breeders.....		311119-11	12/97	173.3	170.9	177.0	40.1	3.6
Complete chicken feed, broilers.....		311119-12	12/80	170.9	179.6	181.8	41.5	1.2
Turkey feed and chicken and turkey supplements, concentrates, and premixes.....		311119-13	12/97	197.7	206.1	203.5	50.9	-1.3
Dairy cattle feed, complete.....		311119-4	12/80	173.6	177.6	182.7	41.5	2.9
Dairy cattle feed supplements, concentrates, and premixes.....		311119-7	12/80	178.2	183.1	188.3	14.3	2.8
Secondary products and miscellaneous receipts.....		311119-SM						
Miscellaneous receipts.....		311119-M	12/80	214.1	220.5	225.0	8.7	2.0
Secondary products.....		311119-S	12/80	259.3	272.5	306.7	25.6	12.6
Grain & oilseed milling.....	3112		12/03	159.1	160.6	160.5	21.7	-0.1
Flour milling & malt mfg.....	31121		12/03	168.5	165.0	167.3	19.7	1.4
Flour Milling.....	311211		06/83	205.7	199.6	202.2	22.2	1.3
Primary products.....		311211-P	06/83	211.4	204.8	207.5	23.1	1.3
Prepared flour mixes, including refrigerated and frozen doughs and batters, made in flour mills.....		311211-A	06/83	181.9	199.6	195.7	11.6	-2.0
Other grain mill products.....		311211-B	06/83	229.4	235.4	238.4	25.9	1.3
Wheat flour (except flour mixes), made in flour mills.....		311211-1	06/83	227.2	216.2	215.5	14.0	-0.3
All white flour types.....		311211-11	12/04	175.8	168.8	168.9	14.7	0.1
Whole wheat flour, incl. durum, semolina & bulgur.....		311211-18	12/04	183.2	164.2	159.7	10.1	-2.7
Wheat mill products except flour.....		311211-4	06/83	152.9	159.2	162.2	117.7	1.9
Corn mill products.....		311211-7	06/83	173.0	162.4	182.4	40.3	12.3
Secondary products and miscellaneous receipts.....		311211-SM						
Secondary products.....		311211-S	06/83	127.9	-	-	-	-
Rice milling.....	311212		06/84	160.4	161.4	164.9	17.5	2.2
Primary products.....		311212-P	06/84	161.3	162.3	165.7	17.9	2.1
Milled rice and byproducts.....		311212-0	12/03	155.3	156.3	159.6	18.0	2.1

See footnotes at end of table.

**Table 5. Producer price indexes for the net output of selected industries and their products, not seasonally adjusted — Continued**

Industry and product <sup>1</sup>	Industry code	Product code	Index base	Index			Percent change to Aug. 2011 from:	
				Apr. 2011 <sup>2</sup>	July 2011 <sup>2</sup>	Aug. 2011 <sup>2</sup>	Aug. 2010	July 2011
Rice milling - Continued								
Head rice not packaged with other ingredients, packed in bags of 100 lbs or more.....		311212-01	06/03	213.3	216.7	218.4	26.5	0.8
Head rice not packaged with other ingredients, packed in containers of 3 lbs or less.....		311212-02	06/03	162.7	160.7	166.9	8.7	3.9
Head rice not packaged with other ingredients, packed in all other containers.....		311212-03	06/03	203.4	202.6	205.8	17.2	1.6
Milled rice (incl second heads, screenings, brewers, bran, sharps, rice flour, and byproducts).....		311212-04	06/03	176.6	180.0	191.9	13.6	6.6
Secondary products and miscellaneous receipts.....		311212-SM						
Malt manufacturing.....	311213		06/85	149.9	148.2	146.2	-7.1	-1.3
Primary products.....		311213-P	06/85	150.4	148.7	146.8	-7.1	-1.3
Malt.....		311213-0	06/85	150.4	148.7	146.8	-7.1	-1.3
Starch & vegetable fats & oils mfg.....	31122		12/03	167.2	170.6	169.7	27.4	-0.5
Wet corn milling.....	311221		06/85	217.0	223.5	226.2	31.2	1.2
Primary products.....		311221-P	06/85	211.3	219.2	221.1	27.4	0.9
Wet process corn byproducts.....		311221-A	06/85	210.0	215.7	220.6	48.1	2.3
Corn sweeteners.....		311221-1	06/85	205.5	208.0	209.1	12.1	0.5
Manufactured starch.....		311221-4	06/85	224.6	231.7	230.2	29.6	-0.6
Secondary products and miscellaneous receipts.....		311221-SM						
Soybean processing.....	311222		12/79	164.5	166.4	162.9	21.9	-2.1
Primary products.....		311222-P	12/79	170.5	172.5	168.8	21.9	-2.1
Soybean oil.....		311222-1	12/79	231.5	232.4	225.2	42.7	-3.1
Crude soybean oil, degummed.....		311222-11	05/88	269.7	273.3	268.0	48.1	-1.9
Soybean oil, all other types.....		311222-12	12/03	243.6	241.5	230.3	35.9	-4.6
Soybean cake, meal, and other byproducts.....		311222-4	12/79	145.5	147.9	145.8	10.7	-1.4
Soybean cake and meal.....		311222-41	12/09	103.7	104.7	103.2	5.3	-1.4
Other soybean products, including isolates and concentrates.....		311222-42	12/09	154.1	163.5	161.4	66.4	-1.3
Other oilseed processing.....	311223		12/03	202.2	212.1	221.0	46.2	4.2
Primary products.....		311223-P	12/03	202.3	211.6	220.5	48.2	4.2
Cottonseed cake and meal and other byproducts.....		311223-A	06/85	360.2	445.7	509.9	84.5	14.4
Linseed oil.....		311223-D	01/99	163.8	161.3	172.9	9.2	7.2
Other vegetable oils.....		311223-G	12/85	260.0	263.2	263.8	34.7	0.2
Other vegetable oil mill products.....		311223-J	12/85	257.2	273.5	304.0	75.3	11.2
Cottonseed oil, once refined, after alkali or caustic wash but before deodorizing.....		311223-4	06/85	287.2	289.2	291.1	36.3	0.7
Cotton linters.....		311223-7	06/85	426.5	415.8	412.7	55.9	-0.7
Secondary products and miscellaneous receipts.....		311223-SM						
Miscellaneous receipts.....		311223-M	12/03	217.0	256.0	272.8	36.5	6.6
Secondary products.....		311223-S	12/03	199.1	-	-	-	-
Fats and oils refining and blending.....	311225		12/81	292.7	299.1	297.5	30.3	-0.5
Primary products.....		311225-P	12/81	315.0	321.8	320.0	33.1	-0.6
Shortening and cooking oils.....		311225-2	12/81	303.7	299.6	303.7	36.4	1.4
Baking or frying fats (shortening), 100 percent vegetable oil, edible.....		311225-21	02/04	112.5	109.5	121.6	27.2	11.1
Partially hydrogenated soybean cooking or salad oil, fully refined & deodorized, edible.....		311225-24	02/04	176.4	177.8	168.0	30.6	-5.5
All other fully refined shortening and cooking oils, edible.....		311225-25	12/03	203.5	203.3	202.0	25.5	-0.6
Vegetable oil mills (processing purchased vegetable oils), except corn, cottonseed, and soybean.....		311225-27	12/89	240.4	225.1	230.5	39.7	2.4
Margarine, butter blends, and butter substitutes.....		311225-4	02/04	119.7	147.6	132.9	17.4	-10.0
Secondary products and miscellaneous receipts.....		311225-SM						
Secondary products.....		311225-S	02/04	137.1	141.6	141.2	15.1	-0.3
Breakfast cereal manufacturing.....	31123		12/03	119.5	120.2	120.1	2.5	-0.1
Breakfast cereal manufacturing.....	311230		12/83	198.8	200.0	199.8	2.5	-0.1
Primary products.....		311230-P	12/83	210.4	211.8	212.0	3.2	0.1
Ready-to-serve breakfast cereal foods (except infant cereals).....		311230-1	12/83	208.4	210.3	210.4	2.8	0.0
Ready to serve corn flakes and other corn breakfast foods (except infant cereals).....		311230-11	12/83	209.8	210.7	211.0	1.8	0.1
Ready to serve wheat flakes and other wheat breakfast foods (except infant cereals).....		311230-12	12/83	214.6	220.3	220.4	6.0	0.0
Ready to serve oat breakfast foods (except infant cereals).....		311230-13	12/83	222.5	222.8	222.9	3.0	0.0
Ready to serve rice breakfast foods (except infant cereals).....		311230-14	06/08	108.0	109.3	109.4	1.5	0.1
Ready-to-serve breakfast preparations of other grains & mixed grains (except infant cereals).....		311230-15	06/08	107.9	108.5	108.5	1.9	0.0
Other breakfast cereal foods.....		311230-4	12/00	124.4	121.8	122.3	7.7	0.4

See footnotes at end of table.



**Table 5. Producer price indexes for the net output of selected industries and their products, not seasonally adjusted — Continued**

Industry and product <sup>1</sup>	Industry code	Product code	Index base	Index			Percent change to Aug. 2011 from:	
				Apr. 2011 <sup>2</sup>	July 2011 <sup>2</sup>	Aug. 2011 <sup>2</sup>	Aug. 2010	July 2011
Breakfast cereal manufacturing - Continued								
Secondary products and miscellaneous receipts.....		311230-SM						
Secondary products.....		311230-S	12/83	175.4	176.2	174.6	-0.3	-0.9
Sugar & confectionery product mfg.....	3113		12/84	198.9	203.3	201.4	8.0	-0.9
Sugar mfg.....	31131		12/03	167.5	176.0	171.0	14.8	-2.8
Sugarcane mills.....	311311		06/82	194.5	187.5	199.7	13.7	6.5
Primary products.....		311311-P	06/82	194.7	187.3	199.6	13.4	6.6
Sugarcane mill products and byproducts.....		311311-0	06/82	194.7	187.3	199.6	13.4	6.6
Secondary products and miscellaneous receipts.....		311311-SM1						
Cane sugar refining.....	311312		06/82	199.8	226.1	205.8	13.5	-9.0
Primary products.....		311312-P	06/82	201.5	228.4	207.6	13.7	-9.1
Refined granulated cane sugar and by-products.....		311312-0	06/82	201.5	228.4	207.6	13.7	-9.1
Secondary products and miscellaneous receipts.....		311312-SM						
Beet sugar manufacturing.....	311313		06/82	186.8	187.1	188.2	17.2	0.6
Primary products.....		311313-P	06/82	191.3	191.6	192.7	17.3	0.6
Beet sugar.....		311313-0	06/82	194.5	194.9	196.0	17.3	0.6
Secondary products and miscellaneous receipts.....		311313-SM						
Choc & confectionery mfg from cacao beans.....	31132		12/03	139.1	140.3	139.8	8.5	-0.4
Confectionery manufacturing from cacao beans.....	311320		06/83	215.5	217.3	216.6	8.6	-0.3
Primary products.....		311320-P	06/83	218.8	220.1	219.7	8.8	-0.2
Chocolate coatings, made from cacao beans.....		311320-1	06/83	157.1	154.9	153.9	3.6	-0.6
Chocolate and chocolate-type confectionery products, made from cacao beans.....		311320-4	06/83	254.1	255.2	254.8	9.7	-0.2
Other chocolate and cocoa products, made from cacao beans.....		311320-7	06/83	228.4	232.9	232.7	9.4	-0.1
Sweetened chocolate, except coatings, made from cacao beans.....		311320-71	06/06	132.4	134.2	134.2	10.2	0.0
Unsweetened choc & sweetened & unsweetened cocoa powder, ex. coatings, made from cacao beans.....		311320-72	06/06	140.6	149.0	145.2	8.0	-2.6
Cocoa butter, liquor, and cocoa base chocolate syrup, made from cacao beans.....		311320-73	06/06	142.2	137.8	142.6	10.7	3.5
Secondary products and miscellaneous receipts.....		311320-SM						
Confectionery mfg from purchased chocolate.....	31133		12/03	136.2	138.2	137.8	7.1	-0.3
Confectionery mfg. from purchased chocolate.....	311330		12/03	136.3	138.2	137.8	7.0	-0.3
Primary products.....		311330-P	12/03	137.0	138.2	138.1	7.4	-0.1
Choc & choc-type confectionery products, made from purch choc not retailed at mfg location.....		311330-1	06/83	217.2	219.3	219.1	7.6	-0.1
Choc & choc-type confectionery products, made from purch choc retailed at mfg establishment.....		311330-2	12/03	124.4	124.2	124.2	1.6	0.0
Secondary products and miscellaneous receipts.....		311330-SM						
Miscellaneous receipts.....		311330-M	12/03	127.1	127.1	-	-	-
Secondary products.....		311330-S	12/03	138.1	146.1	143.6	4.7	-1.7
Nonchocolate confectionery mfg.....	31134		12/03	134.8	137.3	136.5	4.3	-0.6
Nonchocolate Confectionery Manufacturing.....	311340		12/03	134.8	137.3	136.5	4.4	-0.6
Primary products.....		311340-P	12/03	136.5	139.2	138.3	4.5	-0.6
Nonchocolate-type confectionery products.....		311340-1	06/83	205.4	210.6	208.4	6.8	-1.0
Chewing gum, bubble gum, and chewing gum base.....		311340-4	12/84	225.2	227.8	227.8	1.2	0.0
Secondary products and miscellaneous receipts.....		311340-SM						
Secondary products.....		311340-S	12/03	130.2	130.2	130.7	1.0	0.4
Fruit & vegetable preserving & specialty food mfg.....	3114		12/84	167.4	170.1	172.1	4.7	1.2
Frozen food manufacturing.....	31141		12/03	123.2	125.8	128.1	5.9	1.8
Frozen fruit and vegetable manufacturing.....	311411		06/81	201.0	207.9	216.2	10.0	4.0
Primary products.....		311411-P	06/81	187.3	194.1	202.3	10.2	4.2
Frozen fruits, juices, ades, drinks, and cocktails.....		311411-1	06/81	171.7	172.0	190.1	25.0	10.5
Frozen fruits.....		311411-11	12/90	167.4	168.5	192.9	13.4	14.5
Frozen concentrated orange juice, consumer, institutional, and bulk.....		311411-12	06/81	158.4	159.5	176.3	30.2	10.5
Frozen vegetables.....		311411-4	06/81	199.6	209.8	213.1	4.5	1.6
Frozen vegetables (asparagus, green beans, lima beans, broccoli, brussels sprouts, carrots, ca.....		311411-41	06/97	123.6	126.5	127.9	1.4	1.1
Frozen vegetable combinations (succotash, peas and carrots, mixed vegetables, vegetables with.....		311411-42	12/90	113.5	115.8	115.8	1.2	0.0
Frozen French-fried potatoes.....		311411-43	06/81	230.5	-	-	-	-
Other frozen potato products (patties, puffs etc.).....		311411-44	06/81	203.6	209.8	216.6	8.7	3.2
Secondary products and miscellaneous receipts.....		311411-SM						
Frozen specialty food manufacturing.....	311412		12/82	162.4	164.2	164.0	2.4	-0.1
Primary products.....		311412-P	12/82	165.7	167.5	167.3	2.5	-0.1

See footnotes at end of table.

**Table 5. Producer price indexes for the net output of selected industries and their products, not seasonally adjusted — Continued**

Industry and product <sup>1</sup>	Industry code	Product code	Index base	Index			Percent change to Aug. 2011 from:	
				Apr. 2011 <sup>2</sup>	July 2011 <sup>2</sup>	Aug. 2011 <sup>2</sup>	Aug. 2010	July 2011
Frozen specialty food manufacturing - Continued								
Frozen dinners (beef, pork, and poultry pies) and nationality foods.....		311412-1	12/82	160.1	162.5	162.1	2.0	-0.2
Frozen pizza.....		311412-16	12/82	128.7	131.7	130.3	1.9	-1.1
Frozen nationality foods, except pizza.....		311412-17	06/05	115.3	116.4	116.3	1.9	-0.1
Frozen dinners, entrees, and side dishes.....		311412-18	06/05	109.9	111.6	111.5	2.1	-0.1
Other frozen specialties.....		311412-4	06/91	140.9	140.9	140.9	3.8	0.0
Secondary products and miscellaneous receipts.....		311412-SM						
Miscellaneous receipts.....		311412-M	12/98	136.3	142.8	—	—	—
Secondary products.....		311412-S	12/82	155.1	156.0	156.1	1.7	0.1
Fruit & vegetable canning, pickling & drying.....	31142		12/03	127.9	129.4	130.4	3.9	0.8
Fruit and vegetable canning.....	311421		06/81	188.1	190.8	191.8	3.8	0.5
Primary products.....		311421-P	06/81	188.4	190.9	191.7	3.9	0.4
Canned vegetable juices.....		311421-A	06/81	161.0	161.0	162.0	0.9	0.6
Canned catsup and other tomato based sauces.....		311421-D	06/81	177.0	177.0	175.3	-1.2	-1.0
Canned jams, jellies and preserves.....		311421-G	06/81	176.2	179.7	183.3	6.9	2.0
Canned fruit juices, nectars and concentrates.....		311421-J	06/95	162.6	164.4	164.1	4.8	-0.2
Fresh fruit juices and nectars.....		311421-N	06/95	141.1	141.1	141.1	—	0.0
Pickles and other pickled products.....		311421-Q	06/81	226.7	227.5	230.8	2.4	1.5
Canned fruits, except baby foods.....		311421-1	06/81	194.4	200.1	196.0	4.1	-2.0
Canned vegetables, except hominy and mushrooms.....		311421-4	06/81	181.1	187.2	194.0	7.1	3.6
Secondary products and miscellaneous receipts.....		311421-SM						
Miscellaneous receipts.....		311421-M	06/81	126.4	139.1	141.9	12.7	2.0
Secondary products.....		311421-S	06/81	206.9	207.3	209.9	0.5	1.3
Specialty canning.....	311422		12/82	211.7	212.2	215.9	2.3	1.7
Primary products.....		311422-P	12/82	219.6	220.4	224.8	2.3	2.0
Canned soups, except frozen and seafood.....		311422-A	12/82	279.5	280.6	280.6	0.4	0.0
Canned dry beans.....		311422-7	12/82	151.0	151.9	161.0	6.4	6.0
Canned baby foods (except cereal & biscuits) and other canned specialties and nationality foods.....		311422-9	06/08	101.6	101.8	106.3	4.4	4.4
Secondary products and miscellaneous receipts.....		311422-SM						
Secondary products.....		311422-S	12/82	177.3	177.0	178.6	2.3	0.9
Dried and dehydrated food manufacturing.....	311423		12/82	202.2	205.8	206.1	6.2	0.1
Primary products.....		311423-P	12/82	204.3	207.2	207.9	3.9	0.3
Soup mixes (incl oriental, dried and dehydrated, & freeze-dried) and bouillon.....		311423-1	12/82	208.3	209.6	211.6	2.4	1.0
Dried and dehydrated fruits and vegetables including freeze-dried.....		311423-5	12/82	198.2	202.5	202.5	5.0	0.0
Macaroni & noodle products, purchased, packaged w/ other ingredients, ex canned or frozen.....		311423-7	06/98	131.4	131.5	131.5	2.1	0.0
Secondary products and miscellaneous receipts.....		311423-SM						
Miscellaneous receipts.....		311423-M	09/86	212.9	212.9	212.9	26.4	0.0
Secondary products.....		311423-S	12/82	178.1	187.8	185.6	11.9	-1.2
Dairy product mfg.....	3115		12/84	191.6	202.0	205.7	16.9	1.8
Dairy product (except frozen) mfg.....	31151		12/03	139.0	146.4	149.6	17.9	2.2
Fluid milk manufacturing.....	311511		12/82	219.5	226.9	229.7	14.1	1.2
Primary products.....		311511-P	12/82	210.8	219.0	222.2	15.2	1.5
Yogurt, except frozen.....		311511-A	12/82	148.3	148.6	148.7	0.3	0.1
Perishable dairy product substitutes.....		311511-D	12/91	126.6	126.7	126.7	0.5	0.0
Other packaged milk products.....		311511-G	12/91	194.6	203.2	206.1	14.2	1.4
Fluid milk and cream, bulk sales.....		311511-1	12/91	166.5	178.3	182.1	22.1	2.1
Fluid milk and related products, packaged (incl. cartons, bottles, cans, etc.) excl. U.H.T.....		311511-5	12/82	227.0	235.5	239.2	16.7	1.6
Fluid milk, whole, packaged, except U.H.T.....		311511-51	12/82	219.9	228.5	231.6	18.1	1.4
Fluid milk, lowfat, packaged, except U.H.T.....		311511-52	12/82	244.3	253.1	259.1	17.6	2.4
Fluid milk, skim, packaged, except U.H.T.....		311511-53	12/82	242.6	254.2	258.9	18.0	1.8
Other fluid milk related products, packaged, incl. cartons, bottles, cans, and dispenser cans.....		311511-54	06/98	162.2	166.5	166.8	10.6	0.2
Cottage cheese (including bakers', pot, and farmers' cheese).....		311511-7	12/82	231.8	241.9	242.4	12.0	0.2
Secondary products and miscellaneous receipts.....		311511-SM						
Miscellaneous receipts.....		311511-M	12/82	261.9	262.6	263.2	9.9	0.2
Secondary products.....		311511-S	12/82	194.0	199.2	200.3	10.9	0.6
Creamery butter manufacturing.....	311512		06/84	152.9	155.6	159.5	16.3	2.5
Primary products.....		311512-P	06/84	145.5	144.8	149.0	11.6	2.9
Creamery butter.....		311512-0	06/84	145.5	144.8	149.0	11.6	2.9
Secondary products and miscellaneous receipts.....		311512-SM						
Secondary products.....		311512-S	06/84	148.1	163.9	166.0	36.7	1.3
Cheese manufacturing.....	311513		06/81	177.5	193.7	202.1	26.7	4.3

See footnotes at end of table.

**Table 5. Producer price indexes for the net output of selected industries and their products, not seasonally adjusted — Continued**

Industry and product <sup>1</sup>	Industry code	Product code	Index base	Index			Percent change to Aug. 2011 from:	
				Apr. 2011 <sup>2</sup>	July 2011 <sup>2</sup>	Aug. 2011 <sup>2</sup>	Aug. 2010	July 2011
Cheese manufacturing - Continued								
Primary products.....		311513-P	06/81	165.1	181.7	188.7	24.6	3.9
Raw liquid whey.....		311513-A	12/04	183.7	232.4	232.5	52.7	0.0
Natural cheese (cheddar, Swiss, Italian, brick, cream, grated, dried etc.) excl. cottage cheese.....		311513-1	06/81	154.0	175.3	180.2	24.1	2.8
Natural cheese, except lowfat, shipped in consumer packages or containers (3 lbs. or less).....		311513-1111	12/04	117.2	124.4	122.4	13.4	-1.6
Natural cheese, except lowfat, shipped in packages or containers (more than 3 lbs.) or bulk.....		311513-1121	12/04	103.0	120.6	127.2	29.7	5.5
Lowfat natural cheese, except cottage cheese, shipped in consumer packages (3 lbs. or less).....		311513-1131	06/10	106.6	120.8	121.7	20.3	0.7
Lowfat natural cheese, except cottage cheese, shipped in packages (more than 3 lbs.) or in bulk.....		311513-1141	06/10	113.0	144.6	145.4	31.8	0.6
Process cheese and related products.....		311513-4	06/81	171.6	168.8	182.0	25.9	7.8
Process cheese, shipped in consumer packages or containers (3 lbs. or less).....		311513-41	06/10	106.6	107.5	107.4	7.6	-0.1
All other process cheese and related products.....		311513-42	06/10	128.2	125.1	138.3	32.9	10.6
Cheese substitutes and imitations.....		311513-7	12/04	161.2	165.4	173.5	19.7	4.9
Secondary products and miscellaneous receipts.....		311513-SM						
Secondary products.....		311513-S	06/81	194.1	215.1	215.5	36.4	0.2
Dry, condensed, and evaporated dairy products.....	311514		12/83	190.2	195.8	195.1	9.8	-0.4
Primary products.....		311514-P	12/83	209.9	216.7	215.7	9.1	-0.5
Ice cream mixes and related products.....		311514-A	04/00	146.4	158.0	158.5	-	0.3
Dairy product substitutes.....		311514-D	06/92	152.4	156.3	156.3	6.3	0.0
Dry milk products and mixtures.....		311514-1	12/83	184.2	191.0	185.4	9.4	-2.9
Canned milk products (consumer-type cans), except substitutes.....		311514-5	12/83	278.1	280.8	287.9	4.8	2.5
Concentrated milk products shipped in bulk (barrels, drums, and tanks).....		311514-7	12/83	187.6	204.9	214.1	23.0	4.5
Secondary products and miscellaneous receipts.....		311514-SM						
Ice cream and frozen dessert mfg.....	31152		12/03	121.7	129.3	127.7	9.8	-1.2
Ice cream and frozen dessert manufacturing.....	311520		06/83	195.6	207.7	205.2	9.8	-1.2
Primary products.....		311520-P	06/83	199.2	212.3	209.2	10.7	-1.5
Ice cream and frozen dessert manufacturing.....		311520-0	06/83	199.2	212.3	209.2	10.7	-1.5
Ice cream, excl. lowfat and nonfat (incl custards), shipped in bulk (containers 3 gal or more).....		311520-01	06/83	202.9	205.2	204.8	7.8	-0.2
Ice cream, excl. lowfat and nonfat (incl custards), shipped in sizes (less than 3 gal).....		311520-02	06/83	203.5	223.8	218.0	13.3	-2.6
Ice cream, excluding lowfat and nonfat (including custards), novelty forms.....		311520-03	06/92	142.1	148.2	146.3	5.7	-1.3
Lowfat and nonfat ice cream (including custards).....		311520-04	12/98	125.9	128.0	127.7	3.2	-0.2
Other frozen desserts (yogurt, sherbet, water ices, mellorine, frozen pudding etc.).....		311520-05	12/98	143.7	151.0	151.5	14.8	0.3
Secondary products and miscellaneous receipts.....		311520-SM						
Miscellaneous receipts.....		311520-M	06/83	193.0	203.1	204.9	3.3	0.9
Secondary products.....		311520-S	06/83	155.7	158.6	-	-	-
Animal slaughtering & processing.....	31161		12/84	170.0	167.4	170.4	11.2	1.8
Animal, except poultry, slaughtering.....	311611		12/80	186.2	180.9	184.8	17.8	2.2
Primary products.....		311611-P	12/80	189.0	182.4	186.5	18.2	2.2
Pork, not canned or made into sausage, made in slaughtering plants.....		311611-A	12/80	168.0	168.6	182.9	17.1	8.5
Lard, made in slaughtering plants.....		311611-D	12/80	422.6	459.7	489.2	67.5	6.4
Pork, processed or cured, not canned or made into sausage, made in slaughtering plants.....		311611-G	12/80	188.0	188.8	186.2	26.9	-1.4
Sausage and similar products, except canned, made in slaughtering plants.....		311611-J	12/80	184.9	186.7	188.3	10.1	0.9
Hides, skins, and pelts, made in slaughtering plants.....		311611-Q	12/80	243.3	238.1	235.8	15.9	-1.0
Miscellaneous byproducts of slaughtering plants.....		311611-R	12/80	413.7	415.7	418.2	50.9	0.6
Beef, not canned or made into sausage, made in slaughtering plants.....		311611-1	12/80	183.6	172.7	173.8	17.0	0.6
Fresh and frozen whole carcass and half carcass beef; not canned or made into sausage, m.i.s.p.....		311611-1A	12/80	185.7	179.1	178.6	12.7	-0.3
Fresh and frozen beef primal cuts, not canned or made into sausage, m.i.s.p.....		311611-1B	06/08	106.0	104.6	104.2	11.9	-0.4
Fresh/frozen subprimal & fabricated cuts (boxed beef), not canned or made into sausage, m.i.s.p.....		311611-1C	12/95	166.8	154.1	163.4	18.8	6.0
Other fresh and frozen beef subprimal or fabricated cuts, not canned or sausage, m.i.s.p.....		311611-1D	06/08	126.7	116.0	113.6	10.5	-2.1
Fresh and frozen boneless beef including hamburger, not canned or made into sausage, m.i.s.p.....		311611-1E	12/80	167.8	155.8	139.5	14.0	-10.5
Fresh & frozen beef variety meats incl. edible organs not canned or made into sausage, m.i.s.p.....		311611-1F	12/80	271.9	283.3	287.3	25.7	1.4
Veal, not canned or made into sausage, made in slaughtering plants.....		311611-4	01/89	102.6	103.8	104.3	16.5	0.5

See footnotes at end of table.

**Table 5. Producer price indexes for the net output of selected industries and their products, not seasonally adjusted — Continued**

Industry and product <sup>1</sup>	Industry code	Product code	Index base	Index			Percent change to Aug. 2011 from:	
				Apr. 2011 <sup>2</sup>	July 2011 <sup>2</sup>	Aug. 2011 <sup>2</sup>	Aug. 2010	July 2011
Animal, except poultry, slaughtering - Continued								
Lamb and mutton, not canned or made into sausage, made in slaughtering plants.....		311611-7	12/95	206.5	215.1	210.0	14.0	-2.4
Secondary products and miscellaneous receipts.....		311611-SM						
Miscellaneous receipts.....		311611-M	06/01	169.6	170.7	172.6	19.6	1.1
Secondary products.....		311611-S	12/80	101.2	112.9	114.0	4.8	1.0
Meat processed from carcasses.....	311612		12/82	167.7	169.8	171.8	9.8	1.2
Primary products.....		311612-P	12/82	163.1	164.7	166.3	10.1	1.0
Other processed, frozen, or cooked meats, made from purchased carcasses.....		311612-A	12/82	172.3	173.2	173.8	13.0	0.3
Boxed meat (beef, pork, lamb, etc.), made from purchased carcasses.....		311612-A1	06/08	119.1	122.7	123.8	19.4	0.9
Frozen ground meat patties, made from purchased carcasses.....		311612-A2	12/88	192.5	190.5	186.9	13.7	-1.9
Frozen portion control meats, made from purchased carcasses.....		311612-A3	12/88	138.9	141.1	143.0	9.7	1.3
Pork rind pellets (incl cracklings), oth proc, froz or cooked meats & collagen sausage casings.....		311612-A4	12/88	135.7	133.2	134.8	5.1	1.2
Pork, processed or cured, not canned or made into sausage, mfpc.....		311612-1	12/82	134.2	136.6	140.4	10.6	2.8
Pickled, dry salt/dry-cured pork, slab bacon, lard, not canned or made into sausage, mfpc.....		311612-1Q	06/08	128.7	129.4	140.4	13.3	8.5
Smoked hams and picnics, except canned, made from purchased carcasses.....		311612-12	06/08	111.3	111.6	114.4	4.5	2.5
Smoked sliced bacon, made from purchased carcasses..		311612-14	06/08	134.1	139.3	142.7	16.5	2.4
Other smoked pork, not canned or made into sausage, made from purchased carcasses.....		311612-15	06/08	124.4	125.3	126.0	16.5	0.6
Boiled ham, barbecue pork, and other cooked pork, except canned meats and sausage, mfpc.....		311612-16	06/08	105.9	107.4	106.8	2.8	-0.6
Sausage and similar products, except canned, made from purchased carcasses.....		311612-4	12/82	171.4	173.0	173.5	5.7	0.3
Fresh sausage (pork sausage, breakfast links, etc.), except canned, mfpc.....		311612-41	12/82	189.4	193.6	197.9	9.9	2.2
Dry or semidry sausage (salami, cervelat, pepperoni, summer sausage, pork roll, etc), mfpc.....		311612-42	12/82	164.0	166.4	166.8	4.6	0.2
Frankfurters, including wieners, except canned, made from purchased carcasses.....		311612-43	12/82	192.2	193.6	192.1	8.2	-0.8
Other sausage (smoked or cooked) & jellied goods & similar preparations, except canned, mfpc.....		311612-44	12/82	155.1	155.0	155.1	2.6	0.1
Canned meats (except dog, cat and baby food), made from purchased carcasses.....		311612-7	12/82	152.5	-	-	-	-
Secondary products and miscellaneous receipts.....		311612-SM						
Miscellaneous receipts.....		311612-M	12/82	203.8	217.1	223.6	11.1	3.0
Secondary products.....		311612-S	12/82	167.9	167.2	171.0	2.0	2.3
Rendering and meat byproduct processing.....	311613		12/82	301.8	292.9	289.7	32.3	-1.1
Primary products.....		311613-P	12/82	297.5	284.0	282.4	29.6	-0.6
Lard and other greases, except wool grease.....		311613-1	12/82	393.5	387.7	383.8	71.4	-1.0
Animal and marine feed and fertilizer byproducts.....		311613-5	12/82	233.1	218.2	217.6	12.1	-0.3
Meat and bone meal.....		311613-51	12/82	180.9	178.2	163.7	9.4	-8.1
Animal and marine feed and fertilizer byproducts, except meat and bone meal.....		311613-52	12/82	309.7	282.7	293.2	13.4	3.7
Secondary products and miscellaneous receipts.....		311613-SM						
Poultry processing.....	311615		12/81	148.5	146.9	150.0	0.0	2.1
Primary products.....		311615-P	12/81	149.1	147.3	150.5	-1.1	2.2
Other poultry and small game (including frozen), whole or parts.....		311615-A	12/90	149.7	153.3	154.9	10.4	1.0
Processed poultry and small game (except soups), containing 20 percent or more poultry or meat.....		311615-D	12/81	139.0	135.5	141.3	1.7	4.3
Young chickens (usually under 20 weeks of age), whole or parts.....		311615-1	12/81	153.4	151.2	153.9	-4.2	1.8
Wet ice packed broilers and fryers (usually under 20 weeks of age), bulk.....		311615-11	12/81	173.3	168.0	172.9	-11.0	2.9
Dry ice pack broilers and fryers (usually under 20 weeks of age), bulk.....		311615-12	06/08	97.9	92.3	95.3	-3.2	3.3
Tray pack (consumer packaged) broilers and fryers (usually under 20 weeks of age), chilled.....		311615-13	12/81	129.2	128.6	128.6	-0.4	0.0
Other broilers and fryers (usually under 20 weeks of age), including frozen.....		311615-14	12/81	153.1	155.0	157.5	1.9	1.6
Roasters and capons (usually under 20 weeks of age), including frozen.....		311615-15	06/08	105.9	103.8	101.2	-8.7	-2.5
Turkeys (including frozen, whole or parts).....		311615-7	12/81	159.2	162.2	165.0	14.2	1.7
Secondary products and miscellaneous receipts.....		311615-SM						
Secondary products.....		311615-S	12/81	94.5	99.1	98.9	69.3	-0.2
Seafood product preparation & packaging.....	3117		12/03	140.7	140.3	140.9	8.6	0.4
Seafood product preparation and packaging.....	31171		12/03	140.7	140.3	140.9	8.6	0.4

See footnotes at end of table.

**Table 5. Producer price indexes for the net output of selected industries and their products, not seasonally adjusted — Continued**

Industry and product <sup>1</sup>	Industry code	Product code	Index base	Index			Percent change to Aug. 2011 from:	
				Apr. 2011 <sup>2</sup>	July 2011 <sup>2</sup>	Aug. 2011 <sup>2</sup>	Aug. 2010	July 2011
Seafood canning.....	311711		12/84	144.9	147.7	148.6	3.5	0.6
Primary products.....		311711-P	12/84	151.9	155.3	156.1	4.1	0.5
Canned and cured fish and seafood, including soups, stews, and chowders.....		311711-0	12/84	151.9	155.3	156.1	4.1	0.5
Secondary products and miscellaneous receipts.....		311711-SM						
Miscellaneous receipts.....		311711-M	06/97	102.4	102.4	—	—	—
Fresh and frozen seafood processing.....	311712		12/82	228.5	227.1	228.0	9.4	0.4
Primary products.....		311712-P	12/82	231.9	229.5	231.1	7.2	0.7
Prepared fresh fish and other fresh seafood.....		311712-1	12/82	298.6	291.9	294.6	8.1	0.9
Prepared frozen fish.....		311712-2	12/82	254.6	257.9	261.2	11.1	1.3
Prepared frozen shellfish.....		311712-3	12/96	129.6	129.7	129.1	7.1	-0.5
Prepared frozen shrimp (raw, cooked, and breaded).....		311712-31	12/96	91.2	90.9	90.3	0.1	-0.7
Prepared frozen shellfish (lobster, crab, other shrimp products).....		311712-32	12/96	190.3	192.3	191.8	24.8	-0.3
Other prepared frozen seafoods.....		311712-4	12/96	165.5	153.5	153.9	-4.2	0.3
Prepared frozen surimi and other prepared frozen seafoods.....		311712-41	06/06	124.3	117.9	120.0	-4.3	1.8
Fresh or frozen fish and marine animal oil, scrap, and meal.....		311712-42	06/06	176.1	156.2	151.8	-4.2	-2.8
Secondary products & miscellaneous receipts.....		311712-SM						
Miscellaneous receipts.....		311712-M	12/82	206.2	212.0	207.2	34.6	-2.3
Secondary products.....		311712-S	12/82	115.4	115.5	115.5	-0.5	0.0
Bakeries & tortilla mfg.....	3118		12/03	130.0	132.7	132.5	4.9	-0.2
Bread & bakery product mfg.....	31181		12/03	132.0	135.3	133.9	5.0	-1.0
Retail bakeries.....	311811		12/03	130.5	130.9	132.2	3.0	1.0
Primary products.....		311811-P	12/99	144.2	144.5	145.8	2.8	0.9
Retail bakery products.....		311811-0	12/99	144.2	144.5	145.8	2.8	0.9
Secondary products and miscellaneous receipts.....		311811-SM						
Miscellaneous receipts.....		311811-M	06/07	132.1	132.9	135.1	3.4	1.7
Commercial bakeries.....	311812		06/80	297.1	305.7	301.4	5.6	-1.4
Primary products.....		311812-P	06/80	301.2	307.6	305.2	5.8	-0.8
Pies( fruit, cream, and custard), except frozen.....		311812-A	06/80	325.5	337.3	337.3	38.7	0.0
Other sweet goods, except frozen.....		311812-D	06/80	279.2	283.8	283.2	6.2	-0.2
Bread (white, wheat, rye, etc.), including frozen.....		311812-1	06/80	310.9	318.0	315.0	4.6	-0.9
Rolls (bread-type), muffins, bagels and croissants.....		311812-5	06/80	291.4	292.5	292.0	4.1	-0.2
Soft cakes, except frozen.....		311812-7	06/80	304.3	322.6	315.3	8.4	-2.3
Secondary products and miscellaneous receipts.....		311812-SM						
Miscellaneous receipts.....		311812-M	06/80	286.7	318.9	288.3	0.2	-9.6
Secondary products.....		311812-S	06/80	217.2	231.0	230.4	11.1	-0.3
Frozen cakes and other pastries manufacturing.....	311813		06/91	173.7	176.5	176.4	3.5	-0.1
Primary products.....		311813-P	12/82	242.9	247.9	248.0	3.9	0.0
Frozen bakery product manufacturing.....		311813-0	12/82	242.9	247.9	248.0	3.9	0.0
Frozen soft cakes (including pound, layer, sheet, cheese, etc.).....		311813-01	12/09	104.8	106.3	106.0	5.8	-0.3
Frozen pies.....		311813-02	12/09	91.0	91.4	92.2	1.0	0.9
All other frozen pastries.....		311813-03	12/09	100.9	104.3	104.1	4.4	-0.2
Secondary products and miscellaneous receipts.....		311813-SM						
Cookie, cracker & pasta mfg.....	31182		12/03	127.0	128.9	130.6	4.9	1.3
Cookie and cracker manufacturing.....	311821		06/83	219.2	221.2	225.0	2.3	1.7
Primary products.....		311821-P	06/83	221.2	222.2	225.4	2.6	1.4
Crackers, biscuits, and related products.....		311821-2	06/83	241.1	243.4	243.4	1.2	0.0
Cookies, wafers, and ice cream cones and cups (except frozen).....		311821-4	06/83	205.8	206.1	211.3	3.7	2.5
Secondary products and miscellaneous receipts.....		311821-SM						
Secondary products.....		311821-S	06/83	209.5	211.0	217.1	3.8	2.9
Mixes and dough made from purchased flour.....	311822		06/85	184.9	190.0	190.5	8.6	0.3
Primary products.....		311822-P	06/85	175.0	180.3	180.3	10.1	0.0
Prepared flour mixes (incl refrigerated & frozen doughs & batters) made from purchased flour.....		311822-0	06/85	175.0	180.3	180.3	10.1	0.0
Cake mixes, incl gingerbread, made from purchased flour.....		311822-01	06/92	122.5	131.3	131.4	9.6	0.1
Flour mixes (refrigerated & frozen doughs & batters), ex cake mixes, made from purchased flour.....		311822-02	06/85	168.7	172.7	172.7	10.3	0.0
Secondary products and miscellaneous receipts.....		311822-SM						
Secondary products.....		311822-S	06/85	235.1	241.0	242.4	3.2	0.6
Dry pasta manufacturing.....	311823		06/85	177.4	179.7	183.3	10.0	2.0
Primary products.....		311823-P	06/85	181.7	184.2	187.9	10.9	2.0
Dry macaroni, spaghetti and egg noodle products, mitse (except canned or frozen).....		311823-0	06/85	181.7	184.2	187.9	10.9	2.0

See footnotes at end of table.

**Table 5. Producer price indexes for the net output of selected industries and their products, not seasonally adjusted — Continued**

Industry and product <sup>1</sup>	Industry code	Product code	Index base	Index			Percent change to Aug. 2011 from:	
				Apr. 2011 <sup>2</sup>	July 2011 <sup>2</sup>	Aug. 2011 <sup>2</sup>	Aug. 2010	July 2011
Dry pasta manufacturing - Continued								
Dry macaroni, spaghetti, vermicelli, & other pasta prods, ex. noodles, mitse.....		311823-01	06/09	99.2	100.5	102.7	12.1	2.2
Dry macaroni, spaghetti, vermicelli, & other macaroni prods, mitse, pkgd w/ other ingredients.....		311823-02	06/09	97.4	98.7	99.9	4.4	1.2
Secondary products and miscellaneous receipts.....		311823-SM						
Secondary products.....		311823-S	06/85	104.0	104.0	106.0	-	1.9
Tortilla mfg.....	31183		12/03	127.5	127.5	127.6	1.7	0.1
Tortilla manufacturing.....								
Primary products.....	311830	311830-P	06/91	156.2	156.3	156.4	1.6	0.1
Tortillas, sold in bulk or packages, not frozen or canned. ...		311830-0	06/91	156.2	156.3	156.4	1.6	0.1
Secondary products and miscellaneous receipts.....		311830-SM						
Secondary products.....		311830-S	12/03	123.0	122.8	122.9	0.8	0.1
Other food manufacturing.....	3119		12/03	130.0	131.6	132.4	6.5	0.6
Snack food mfg.....	31191		12/03	135.0	136.6	136.7	4.0	0.1
Roasted nuts and peanut butter manufacturing.....								
Primary products.....	311911	311911-P	12/03	126.5	130.3	130.4	10.2	0.1
Nuts and seeds (salted, roasted, cooked, or blanched).....		311911-1	06/91	165.4	170.5	169.6	11.4	-0.5
Nuts (salted, roasted, cooked, or blanched), sold in bulk.....		311911-11	06/91	156.8	163.2	162.6	12.4	-0.4
Canned nuts (salted, roasted, cooked, or blanched).....		311911-12	06/91	124.4	124.4	124.7	7.8	0.2
All other packaged nuts, and all seeds (salted, roasted, cooked, or blanched).....		311911-13	06/91	189.8	197.4	194.1	12.6	-1.7
Peanut butter.....		311911-4	12/85	171.4	175.2	179.4	4.6	2.4
Secondary products and miscellaneous receipts.....		311911-SM						
Secondary products.....		311911-S	06/91	102.6	106.0	113.7	11.6	7.3
Other snack food manufacturing.....	311919		06/91	171.5	172.3	172.5	1.7	0.1
Primary products.....		311919-P	12/85	197.2	198.2	198.3	1.5	0.1
Potato chips and sticks, plain and flavored.....		311919-1	12/85	205.8	206.2	206.7	1.1	0.2
Corn chips and related products.....		311919-4	12/85	180.1	180.5	180.5	1.7	0.0
Tortilla chips.....		311919-41	12/06	126.9	127.3	127.4	2.7	0.1
Corn curls and related products.....		311919-43	06/91	134.5	134.5	134.6	0.2	0.1
Other chips, sticks (hard pretzels, bacon rinds, popcorn (except candied), etc.).....		311919-7	12/03	130.9	133.6	133.4	2.3	-0.1
Secondary products and miscellaneous receipts.....		311919-SM						
Miscellaneous receipts.....		311919-M	06/91	170.8	174.8	174.8	8.2	0.0
Coffee & tea mfg.....	31192		12/03	156.2	167.5	167.6	16.4	0.1
Coffee and tea manufacturing.....								
Primary products.....	311920	311920-P	06/81	218.5	234.3	234.5	16.4	0.1
Roasted coffee.....		311920-1	06/81	221.1	242.9	242.2	22.3	-0.3
Whole bean roasted coffee.....		311920-11	06/81	287.1	314.1	306.1	24.5	-2.5
Ground roasted coffee (including extended yield).....		311920-19	06/81	213.8	235.1	235.4	21.9	0.1
Coffee, concentrated, and coffee substitutes.....		311920-5	06/81	186.6	188.4	188.8	1.7	0.2
Tea in consumer packages.....		311920-7	12/85	139.1	140.2	140.5	2.7	0.2
Secondary products and miscellaneous receipts.....		311920-SM						
Miscellaneous receipts.....		311920-M	12/00	154.1	154.7	165.3	12.4	6.9
Secondary products.....		311920-S	06/81	310.1	319.7	312.4	0.9	-2.3
Flavoring syrup & concentrate mfg.....	31193		12/03	116.9	117.0	117.0	1.5	0.0
Flavoring syrup and concentrate manufacturing.....								
Primary products.....	311930	311930-P	12/85	173.5	173.6	173.6	1.5	0.0
Liquid beverage bases not for use by soft drink bottlers. ...		311930-1	12/85	170.7	172.3	172.3	1.6	0.0
Liquid beverage bases, concentrates & syrups for sale by soft drink bottlers.....		311930-4	12/85	230.7	230.7	230.7	2.1	0.0
Other flavoring agents (except chocolate syrups).....		311930-8	12/85	123.8	123.8	123.8	0.7	0.0
Secondary products and miscellaneous receipts.....		311930-SM						
Miscellaneous receipts.....		311930-M	12/85	124.4	124.4	-	-	-
Secondary products.....		311930-S	06/07	119.1	119.1	119.1	-2.8	0.0
Seasoning & dressing mfg.....	31194		12/03	123.9	125.0	125.7	4.1	0.6
Mayonnaise, dressing, and sauce manufacturing.....								
Primary products.....	311941	311941-P	06/81	235.8	238.4	241.3	8.5	1.2
Vinegar and cider.....		311941-1	12/85	132.4	129.3	133.6	7.7	3.3
Prepared sauces, except tomato.....		311941-4	06/81	190.9	193.3	194.3	1.1	0.5
Prepared mustard.....		311941-41	06/07	108.7	108.7	109.2	-7.3	0.5
Other prepared sauces exc. tomato (Worcestershire, soy, horseradish, meat, veg, seafood, etc.).....		311941-42	06/07	111.9	113.6	114.2	3.2	0.5
Mayonnaise, salad dressings, and sandwich spreads.....		311941-7	06/81	248.0	251.3	254.7	12.2	1.4
Spoon-type salad & other dressing (incl refrig & all other semisolid-type dressing) & mayo.....		311941-T	06/07	131.3	132.9	135.0	15.4	1.6

See footnotes at end of table.

**Table 5. Producer price indexes for the net output of selected industries and their products, not seasonally adjusted — Continued**

Industry and product <sup>1</sup>	Industry code	Product code	Index base	Index			Percent change to Aug. 2011 from:	
				Apr. 2011 <sup>2</sup>	July 2011 <sup>2</sup>	Aug. 2011 <sup>2</sup>	Aug. 2010	July 2011
Mayonnaise, dressing, and sauce manufacturing - Continued								
Pourable salad dressing (including reduced calorie, cheese, vinegar and oil etc.).....		311941-74	06/07	119.6	121.6	122.6	6.4	0.8
Secondary products and miscellaneous receipts.....		311941-SM						
Miscellaneous receipts.....		311941-M	06/94	133.1	133.1	133.1	0.0	0.0
Secondary products.....		311941-S	06/81	188.2	188.6	188.7	-0.2	0.1
Spice and extract manufacturing.....	311942		12/03	116.2	117.3	117.6	1.7	0.3
Primary products.....		311942-P	12/03	115.7	116.8	117.1	1.6	0.3
Table salt (evaporated), pepper (white and black), and other spices.....		311942-1	06/85	180.9	185.7	185.7	5.1	0.0
Table salt (evaporated), pepper (white and black).....		311942-11	06/07	121.7	124.0	124.0	5.5	0.0
Other spices in consumer sizes (less than 1 lb).....		311942-12	06/07	118.0	122.6	122.6	7.3	0.0
Other spices in commercial sizes (1 lb or more).....		311942-13	06/07	115.5	117.7	117.8	3.3	0.1
Flavoring extracts, emulsions, and other liquid flavors and food colorings (except synthetic).....		311942-5	12/85	160.3	158.6	160.3	4.2	1.1
Dry mix food preparations.....		311942-7	06/91	129.4	129.7	129.6	-6.7	-0.1
Dry dip, salad dressing, and seasoning mixes.....		311942-71	06/07	107.4	107.6	107.5	-4.4	-0.1
Dry gravy and sauce mixes and frosting mixes.....		311942-72	06/07	96.4	96.6	96.6	-12.2	0.0
Secondary products and miscellaneous receipts.....		311942-SM						
Miscellaneous receipts.....		311942-M	12/03	130.7	130.7	130.7	6.1	0.0
Secondary products.....		311942-S	12/03	117.8	119.3	119.4	1.7	0.1
All other food mfg.....	31199		12/03	123.2	122.4	124.7	9.5	1.9
Perishable prepared food manufacturing.....	311991		12/03	121.1	119.5	118.5	2.4	-0.8
Primary products.....		311991-P	12/85	180.0	176.8	174.7	2.3	-1.2
Perishable prepared food sold in bulk or packages, not frozen or canned.....		311991-0	12/85	180.0	176.8	174.7	2.3	-1.2
Other perishable prepared foods, including pizza bulk/packaged & fresh macaroni/noodle products.....		311991-0C	06/08	104.5	104.3	101.9	0.8	-2.3
Salads sold in bulk or packages, not frozen or canned.....		311991-01	12/01	130.3	130.8	133.3	13.3	1.9
Sandwiches, made from bread, sold in bulk or packages, not frozen or canned.....		311991-02	12/01	138.7	138.7	138.7	7.3	0.0
Vegetables & potatoes peeled or cut for the trade, sold in bulk or packages, not frozen/canned.....		311991-03	12/01	158.2	143.1	137.3	-7.9	-4.1
Tamales and other Mexican food specialties sold in bulk or packages, not frozen or canned.....		311991-04	12/01	124.6	124.6	124.6	2.9	0.0
Prepared meals including meat/poultry pies and tofu, sold in bulk or pkgs, not frozen or canned.....		311991-05	06/08	105.2	109.6	109.3	5.0	-0.3
Secondary products and miscellaneous receipts.....		311991-SM						
Miscellaneous receipts.....		311991-M	12/03	149.2	-	149.2	6.6	-
Secondary products.....		311991-S	12/03	104.8	106.5	108.6	-0.5	2.0
All other miscellaneous food manufacturing.....	311999		12/03	124.8	124.2	128.4	13.1	3.4
Primary products.....		311999-P	12/03	123.7	122.3	127.0	13.1	3.8
Secondary products and miscellaneous receipts.....		311999-SM						
Miscellaneous receipts.....		311999-M	12/03	147.3	149.6	157.4	21.5	5.2
Secondary products.....		311999-S	12/03	117.3	124.0	118.9	5.6	-4.1
Beverage & tobacco mfg.....	312		12/03	125.8	128.3	128.3	4.0	0.0
Beverage mfg.....	3121		12/84	171.6	174.0	173.9	2.5	-0.1
Soft drink & ice mfg.....	31211		12/03	119.3	122.4	122.1	2.2	-0.2
Soft drink manufacturing.....	312111		06/81	194.9	200.1	199.7	2.1	-0.2
Primary products.....		312111-P	06/81	196.1	201.5	201.1	2.6	-0.2
Non-carbonated soft drinks.....		312111-A	12/00	134.0	144.1	137.8	-0.3	-4.4
Bottled carbonated soft drinks.....		312111-1	12/96	149.5	151.6	153.9	4.3	1.5
Canned carbonated soft drinks.....		312111-4	12/96	126.0	127.0	128.3	2.6	1.0
Secondary products and miscellaneous receipts.....		312111-SM						
Miscellaneous receipts.....		312111-M	06/81	176.7	177.7	178.5	-2.7	0.5
Secondary products.....		312111-S	06/81	235.2	243.1	239.4	0.8	-1.5
Bottled water manufacturing.....	312112		12/03	91.0	93.3	93.3	3.6	0.0
Primary products.....		312112-P	12/03	89.7	92.0	92.0	3.7	0.0
Bottled water.....		312112-0	12/00	88.1	90.3	90.3	3.7	0.0
Secondary products and miscellaneous receipts.....		312112-SM						
Ice manufacturing.....	312113		12/85	199.3	201.4	203.2	1.8	0.9
Primary products.....		312113-P	12/85	190.4	192.4	194.2	1.8	0.9
Ice.....		312113-0	12/03	127.6	128.9	130.1	1.8	0.9
Secondary products and miscellaneous receipts.....		312113-SM						
Secondary products.....		312113-S1	12/09	100.1	104.3	-	-	-
Breweries.....	31212		12/03	121.6	121.6	121.6	3.9	0.0
Breweries.....	312120		06/82	182.3	182.4	182.4	3.9	0.0
Primary products.....		312120-P	06/82	182.4	182.4	182.4	3.9	0.0

See footnotes at end of table.

**Table 5. Producer price indexes for the net output of selected industries and their products, not seasonally adjusted — Continued**

Industry and product <sup>1</sup>	Industry code	Product code	Index base	Index			Percent change to Aug. 2011 from:	
				Apr. 2011 <sup>2</sup>	July 2011 <sup>2</sup>	Aug. 2011 <sup>2</sup>	Aug. 2010	July 2011
Breweries - Continued								
Bottled beer and ale case goods.....		312120-A	06/82	157.0	157.0	157.0	4.9	0.0
Canned beer and ale case goods.....		312120-1	06/82	192.7	192.8	192.8	3.5	0.0
Beer and ale in barrels and kegs.....		312120-7	06/82	235.3	235.3	235.3	3.3	0.0
All other malt beverages and brewing products.....		312120-9	06/82	198.5	200.0	200.0	0.4	0.0
Secondary products and miscellaneous receipts.....		312120-SM						
Miscellaneous receipts.....		312120-M	12/02	122.9	124.1	125.5	3.0	1.1
Wineries.....	31213		12/03	117.0	116.4	116.5	0.2	0.1
Wineries.....	312130		12/83	162.5	161.8	161.9	0.1	0.1
Primary products.....		312130-P	12/83	166.4	166.0	166.1	0.4	0.1
Wines, brandy, and brandy spirits.....		312130-0	12/98	118.8	118.6	118.6	0.4	0.0
Other wines, brandy, and brandy spirits.....		312130-0B	06/06	106.5	106.2	106.3	1.3	0.1
White grape wines, 14 percent or less.....		312130-01	12/83	145.3	145.6	145.5	0.3	-0.1
Red grape wines, 14 percent or less.....		312130-02	12/83	195.4	194.0	193.9	-0.8	-0.1
Secondary products and miscellaneous receipts.....		312130-SM						
Miscellaneous receipts.....		312130-M	12/91	136.5	130.3	130.3	-5.7	0.0
Distilleries.....	31214		12/03	115.0	116.5	116.8	4.2	0.3
Distilleries.....	312140		06/83	189.3	191.8	192.2	4.2	0.2
Primary products.....		312140-P	06/83	184.8	187.3	187.6	4.3	0.2
Bottled liquor, except brandy.....		312140-4	06/83	189.4	190.0	189.4	0.1	-0.3
Secondary products and miscellaneous receipts.....		312140-SM						
Tobacco mfg.....	3122		12/84	523.9	539.9	540.0	6.2	0.0
Tobacco stemming & redrying.....	31221		06/84	116.0	114.5	116.1	0.2	1.4
Tobacco stemming and redrying.....	312210		06/84	116.0	114.5	116.1	0.2	1.4
Primary products.....		312210-P	06/84	111.4	110.0	111.6	0.3	1.5
Unstemmed leaf tobacco, redried before packing.....		312210-1	12/03	110.8	111.2	111.2	0.5	0.0
Tobacco, stemmed.....		312210-4	06/84	104.9	102.1	104.8	-0.1	2.6
Tobacco product mfg.....	31222		12/82	573.1	591.1	591.0	6.3	0.0
Cigarette Manufacturing.....	312221		12/82	577.8	596.6	596.6	6.4	0.0
Primary products.....		312221-P	12/82	592.0	611.3	611.3	6.4	0.0
Cigarettes, including nontobacco cigarettes.....		312221-0	12/04	138.7	143.2	143.2	6.4	0.0
Other tobacco product manufacturing.....	312229		12/03	128.9	131.6	131.6	5.7	0.0
Primary products.....		312229-P	12/03	130.0	132.8	132.8	6.0	0.0
Cigars.....		312229-1	12/82	471.2	471.2	471.2	5.9	0.0
Chewing and smoking tobacco.....		312229-4	12/82	486.5	503.3	503.0	6.0	-0.1
Smoking tobacco.....		312229-41	12/05	155.7	155.7	155.7	6.4	0.0
Looseleaf chewing tobacco, snuff, and all other chewing tobacco.....		312229-42	12/05	106.5	111.3	111.2	5.9	-0.1
Secondary products and miscellaneous receipts.....		312229-SM						
Textile mills.....	313		12/03	130.4	132.0	133.0	14.5	0.8
Fiber, yarn, and thread mills.....	3131		12/84	158.4	152.4	152.7	20.9	0.2
Fiber, yarn, and thread mills.....	31311		12/84	158.4	152.4	152.7	20.9	0.2
Yarn spinning mills.....	313111		12/82	159.8	150.0	149.3	31.5	-0.5
Primary products.....		313111-P	12/82	160.8	150.7	150.0	32.6	-0.5
Carded cotton yarns.....		313111-1	12/82	167.6	139.9	139.7	57.9	-0.1
Combed cotton yarns.....		313111-3	12/82	151.2	-	159.1	41.0	-
Spun noncellulosic fiber and other natural fiber yarns.....		313111-6	12/96	135.7	137.9	137.8	16.6	-0.1
Polyester spun yarn, gray.....		313111-61	06/08	109.8	116.8	115.6	18.2	-1.0
Other spun noncellulosic fibers and other natural fiber yarns, gray.....		313111-63	12/96	151.3	148.8	150.0	18.1	0.8
Other noncell. fibers & other natural yarns, spun & finished in the same est.....		313111-64	06/08	115.2	-	117.3	8.6	-
Wool yarns, including new, reused, and reprocessed wool.....		313111-9	12/96	169.4	-	-	-	-
Secondary products and miscellaneous receipts.....		313111-SM						
Yarn texturizing and twisting mills.....	313112		12/82	162.7	163.0	165.2	6.9	1.3
Primary products.....		313112-P	12/82	164.5	164.4	166.9	6.9	1.5
Textured/cripped/bulked filament yarns, incl. stretch yarn, made from purchased filament yarn.....		313112-5	12/82	178.2	178.8	181.7	8.7	1.6
Commission receipts for throwing, texturing, or winding filament yarns.....		313112-8	12/82	120.2	118.1	125.3	4.2	6.1
Secondary products and miscellaneous receipts.....		313112-SM						
Thread mills.....	313113		12/03	133.6	135.7	135.1	8.4	-0.4
Primary products.....		313113-P	06/84	202.7	206.0	204.9	8.5	-0.5
Thread.....		313113-0	12/00	135.6	137.8	137.1	8.6	-0.5
Secondary products and miscellaneous receipts.....		313113-SM						

See footnotes at end of table.



**Table 5. Producer price indexes for the net output of selected industries and their products, not seasonally adjusted — Continued**

Industry and product <sup>1</sup>	Industry code	Product code	Index base	Index			Percent change to Aug. 2011 from:	
				Apr. 2011 <sup>2</sup>	July 2011 <sup>2</sup>	Aug. 2011 <sup>2</sup>	Aug. 2010	July 2011
Fabric mills.....	3132		12/03	124.8	130.3	129.1	14.1	-0.9
Broadwoven fabric mills.....	31321		12/03	132.9	142.2	139.3	21.9	-2.0
Broadwoven fabric mills.....	313210		12/03	132.9	142.2	139.3	21.9	-2.0
Primary products.....		313210-P	12/03	131.4	141.2	138.2	22.8	-2.1
Greige manmade fiber broadwoven fabrics.....		313210-F	06/11	—	101.0	99.6	—	-1.4
Greige manmade fiber broadwoven fabrics, comb. of spun and filament yarns (exc. wool blends).....		313210-FA	04/85	119.1	119.9	118.9	4.7	-0.8
Greige manmade fiber broadwoven fabrics 85 pct. or more filament yarns, rayon/acetate/lyocell.....		313210-FE	12/04	—	99.1	98.8	—	-0.3
Greige manmade fiber broadwoven fabrics 85 pct or more filament yarn exc rayon/acetate/lyocell.....		313210-FG	06/81	138.4	137.0	136.7	-0.7	-0.2
Greige manmade fiber broadwoven plain weave fabrics 85 pct. or more spun yarns (exc pile/wool).....		313210-FH	06/87	101.1	111.9	107.6	19.6	-3.8
Finished manmade/natural fiber (exc. cotton/wool) broadwoven fabrics, finished in weaving mills.....		313210-K	06/81	162.0	165.1	165.9	8.7	0.5
Fabricated textile products, made in weaving mills.....		313210-W	12/06	121.6	139.8	139.8	32.0	0.0
Greige and finished wool broadwoven fabrics and felts.....		313210-X	06/11	—	100.0	100.0	—	0.0
Finished wool broadwoven fabrics and felts, finished in weaving mills.....		313210-XU	06/85	147.5	—	—	—	—
Greige cotton broadwoven fabrics.....		313210-2	06/11	—	113.3	105.6	—	-6.8
Greige cotton broadwoven plain weave fabrics (excluding pile).....		313210-21	06/87	146.3	—	—	—	—
Finished cotton broadwoven fabrics, finished in weaving mills.....		313210-9	12/80	146.9	152.9	151.3	25.5	-1.0
Secondary products and miscellaneous receipts.....		313210-SM						
Miscellaneous receipts.....		313210-M	12/04	—	106.6	106.6	—	0.0
Secondary products.....		313210-S	12/03	175.5	—	—	—	—
Narrow fabric mills and schiffli embroidery.....	31322		06/84	143.0	145.6	146.7	5.8	0.8
Narrow fabric mills.....	313221		06/84	144.5	147.4	148.6	6.5	0.8
Primary products.....		313221-P	06/84	145.5	148.5	149.9	7.0	0.9
Woven narrow fabrics (12 inches or less in width).....		313221-1	06/84	144.4	147.7	149.4	7.4	1.2
Woven elastic narrow fabrics (12 inches or less in width).....		313221-11	12/08	104.6	—	111.2	7.3	—
Woven nonelastic labels, ribbons, and tape.....		313221-12	12/08	107.8	110.6	110.6	8.5	0.0
Woven nonelastic narrow fabrics and webbing, excluding labels, woven edge ribbons, and tape.....		313221-13	12/08	102.5	105.7	106.1	5.6	0.4
Braided narrow fabrics (12 inches or less in width).....		313221-3	06/84	168.3	171.2	171.1	3.6	-0.1
Secondary products and miscellaneous receipts.....		313221-SM						
Secondary products.....		313221-S	06/84	138.4	141.3	—	—	—
Schiffli machine embroidery.....	313222		06/85	157.0	157.0	157.0	0.0	0.0
Primary products.....		313222-P	06/85	160.6	160.6	160.6	0.0	0.0
Schiffli machine embroideries.....		313222-0	06/85	160.6	160.6	160.6	0.0	0.0
Secondary products and miscellaneous receipts.....		313222-SM						
Nonwoven fabric mills.....	31323		12/03	120.2	121.7	121.1	5.0	-0.5
Nonwoven fabric mills.....	313230		12/85	143.6	145.5	144.7	5.0	-0.5
Primary products.....		313230-P	12/85	146.7	148.0	147.0	4.9	-0.7
Nonwoven fabrics.....		313230-1	12/85	144.9	146.1	144.8	4.8	-0.9
Pressed, punched, or needled felts (except hats).....		313230-5	12/85	158.8	161.6	160.8	7.7	-0.5
Secondary products and miscellaneous receipts.....		313230-SM						
Knit fabric mills.....	31324		12/03	113.7	115.3	117.0	7.2	1.5
Weft knit fabric mills.....	313241		12/03	119.8	122.0	122.4	5.8	0.3
Primary products.....		313241-P	06/81	116.1	118.5	118.5	5.9	0.0
Weft (circular) knit fabrics greige goods (excluding hosiery).....		313241-1	06/81	162.4	162.4	162.4	15.7	0.0
Finished weft (circular) knit fabrics (excluding hosiery).....		313241-3	12/94	95.1	98.6	98.7	0.8	0.1
Nonapparel items & commission receipts for knitting/finishing weft knit fabrics (excl hosiery).....		313241-6	06/81	98.1	98.1	98.1	-0.9	0.0
Secondary products and miscellaneous receipts.....		313241-SM						
Other knit fabric and lace mills.....	313249		12/03	105.0	105.8	109.3	9.6	3.3
Primary products.....		313249-P	06/81	123.7	124.6	128.8	10.1	3.4
Warp knit fabric greige goods.....		313249-1	06/81	158.0	—	—	—	—
Finished warp knit fabrics.....		313249-3	12/03	94.0	—	101.5	9.0	—
Contract/commission receipts for knitting and/or finishing warp knit fabrics, lace or net goods.....		313249-7	12/03	107.9	—	107.9	3.0	—
Secondary products and miscellaneous receipts.....		313249-SM1						
Textile and fabric finishing mills.....	3133		12/03	123.8	124.2	129.9	11.1	4.6
Textile and fabric finishing mills.....	31331		12/03	122.0	122.4	129.0	12.3	5.4
Broadwoven fabric finishing mills.....	313311		12/03	129.0	128.9	139.1	17.2	7.9
Primary products.....		313311-P	12/03	129.7	129.6	140.5	17.7	8.4

See footnotes at end of table.

**Table 5. Producer price indexes for the net output of selected industries and their products, not seasonally adjusted — Continued**

Industry and product <sup>1</sup>	Industry code	Product code	Index base	Index			Percent change to Aug. 2011 from:	
				Apr. 2011 <sup>2</sup>	July 2011 <sup>2</sup>	Aug. 2011 <sup>2</sup>	Aug. 2010	July 2011
Broadwoven fabric finishing mills - Continued								
Finished cotton broadwoven fabrics, finished in finishing mills.....		313311-1	06/84	162.3	174.2	192.6	37.5	10.6
Commission finishing of cotton broadwoven fabrics.....		313311-3	06/84	174.3	—	—	—	—
Other finished broadwoven fabrics (excl. cotton and wool), finished in finishing mills.....		313311-5	06/84	169.8	158.8	179.4	10.3	13.0
Other commission finishing of broadwoven fabrics (excl. cotton & wool).....		313311-7	06/84	181.7	182.7	182.7	8.5	0.0
Secondary products and miscellaneous receipts.....		313311-SM						
Secondary products.....		313311-S	12/03	115.9	—	—	—	—
Other textile and fabric finishing mills.....	313312		12/03	108.7	109.8	109.6	2.1	-0.2
Primary products.....		313312-P	12/03	109.8	110.4	110.3	1.9	-0.1
Finished fabrics (except broadwoven) and other finished textiles.....		313312-0	12/03	109.8	110.4	110.3	1.9	-0.1
Secondary products and miscellaneous receipts.....		313312-SM						
Fabric coating mills.....	31332		12/03	133.1	133.7	134.6	5.8	0.7
Fabric coating mills.....	313320		06/85	187.9	188.8	190.1	5.8	0.7
Primary products.....		313320-P	06/85	186.6	187.9	189.2	6.4	0.7
Vinyl coated fabrics, including expanded vinyl coated.....		313320-1	06/85	196.9	199.2	201.9	11.9	1.4
Vinyl coated fabrics, incl expanded vinyl coated, heavyweight fabrics, more than 16oz per sq y.....		313320-13	06/06	109.9	112.5	114.0	6.5	1.3
Rubber coated fabrics.....		313320-4	12/03	133.3	—	—	—	—
Other coated or laminated fabrics and coated yarns, not rubberized.....		313320-5	06/06	109.5	109.0	109.0	2.0	0.0
Other coated or laminated fabrics, excluding rubberized fabrics.....		313320-52	06/85	184.8	185.8	185.8	2.0	0.0
All other coated fabrics and yarns, all types except rubberized.....		313320-54	06/06	109.0	106.7	106.7	1.8	0.0
Secondary products and miscellaneous receipts.....		313320-SM						
Secondary products.....		313320-S	06/85	151.8	145.5	146.6	-3.0	0.8
Textile product mills.....	314		12/03	122.0	123.7	124.3	5.2	0.5
Textile furnishings mills.....	3141		12/03	122.6	124.4	125.2	5.4	0.6
Carpet and rug mills.....	31411		12/84	156.1	158.1	159.2	3.7	0.7
Carpet and rug mills.....	314110		06/90	142.9	144.7	145.7	3.8	0.7
Primary products.....		314110-P	06/90	144.3	145.8	146.9	3.7	0.8
Tufted carpets and rugs.....		314110-2	12/79	200.0	202.3	204.0	3.9	0.8
Secondary products and miscellaneous receipts.....		314110-SM						
Curtain and linen mills.....	31412		12/03	116.1	118.2	118.7	8.2	0.4
Curtain and drapery mills.....	314121		06/84	171.2	173.9	173.9	3.1	0.0
Primary products.....		314121-P	06/84	160.8	161.5	161.5	2.3	0.0
Curtains and draperies.....		314121-0	06/84	160.8	161.5	161.5	2.3	0.0
Woven window curtains (except custom made), all fabrics, including glass.....		314121-02	06/84	141.6	141.6	141.6	2.1	0.0
Woven draperies (except custom made), all fabrics, including glass.....		314121-03	06/84	180.5	180.5	180.5	2.6	0.0
Custom drapes and curtains.....		314121-04	06/05	109.1	111.4	111.2	2.7	-0.2
Secondary products and miscellaneous receipts.....		314121-SM						
Miscellaneous receipts.....		314121-M	06/05	116.4	129.0	129.0	10.3	0.0
Secondary products.....		314121-S	06/84	188.8	190.2	190.2	2.1	0.0
Other household textile product mills.....	314129		06/83	136.3	138.8	139.5	9.2	0.5
Primary products.....		314129-P	06/83	135.7	138.1	139.1	10.1	0.7
Bedspreads and bedsets.....		314129-1	06/83	108.3	108.8	108.8	0.9	0.0
Sheets and pillowcases.....		314129-3	06/83	105.8	105.8	105.8	1.0	0.0
Other household textile products.....		314129-6	06/83	126.2	130.3	131.9	4.8	1.2
Secondary products and miscellaneous receipts.....		314129-SM						
Miscellaneous receipts.....		314129-M	06/83	137.3	141.7	140.1	2.1	-1.1
Secondary products.....		314129-S	06/83	159.5	159.5	159.5	9.4	0.0
Other textile product mills.....	3149		12/03	120.6	122.0	122.2	5.1	0.2
Textile bag and canvas mills.....	31491		12/03	118.5	118.7	119.7	3.4	0.8
Textile bag mills.....	314911		12/85	156.4	156.7	157.4	2.9	0.4
Primary products.....		314911-P	12/85	151.8	152.0	152.7	3.2	0.5
Textile bags.....		314911-0	12/03	116.4	116.5	117.1	3.2	0.5
Duffle bags and knapsacks, all materials.....		314911-01	12/02	118.4	116.3	118.4	5.2	1.8
All other textile bags.....		314911-02	12/85	155.1	156.4	156.4	2.4	0.0
Secondary products and miscellaneous receipts.....		314911-SM						
Secondary products.....		314911-S	12/85	176.1	178.0	178.0	1.8	0.0
Canvas and related product mills.....	314912		12/85	244.5	244.8	247.0	3.5	0.9
Primary products.....		314912-P	12/85	253.0	253.2	255.7	3.6	1.0

See footnotes at end of table.

**Table 5. Producer price indexes for the net output of selected industries and their products, not seasonally adjusted — Continued**

Industry and product <sup>1</sup>	Industry code	Product code	Index base	Index			Percent change to Aug. 2011 from:	
				Apr. 2011 <sup>2</sup>	July 2011 <sup>2</sup>	Aug. 2011 <sup>2</sup>	Aug. 2010	July 2011
Canvas and related product mills - Continued								
Canvas and related products.....		314912-0	06/03	120.8	120.9	122.1	3.6	1.0
Canvas awnings.....		314912-01	12/10	101.1	100.9	101.5	—	0.6
Tarpaulins and other covers, flat, made from canvas, including truck and boat covers.....		314912-04	12/10	103.3	103.3	103.3	—	0.0
Tarpaulins and other covers, fitted, made from canvas, including truck and boat covers.....		314912-05	12/10	104.8	105.5	105.4	—	-0.1
All other canvas products, except bags.....		314912-07	12/10	101.6	101.7	105.1	—	3.3
Canvas tents, including camping, air supported and tension structures.....		314912-08	12/10	103.0	103.0	103.0	—	0.0
Secondary products and miscellaneous receipts.....		314912-SM						
Miscellaneous receipts.....		314912-M	06/03	105.7	106.1	106.1	0.5	0.0
Secondary products.....		314912-S	12/85	184.7	186.4	187.4	5.4	0.5
All other textile product mills.....	31499		12/03	121.2	123.0	122.9	5.6	-0.1
Rope, cordage, and twine mills.....	314991		06/85	229.1	230.5	229.3	19.7	-0.5
Primary products.....		314991-P	06/85	205.9	207.9	206.2	12.6	-0.8
Cordage and twine, soft fiber (except cotton).....		314991-3	06/85	158.5	158.7	158.7	6.6	0.0
Secondary products and miscellaneous receipts.....		314991-SM						
Miscellaneous receipts.....		314991-M	12/93	244.7	244.7	244.7	38.2	0.0
Tire cord and tire fabric mills.....	314992		06/84	135.3	139.7	140.0	0.9	0.2
Primary products.....		314992-P	06/84	136.2	140.6	140.9	0.9	0.2
Tire cord and tire fabrics.....		314992-0	06/84	136.2	140.6	140.9	0.9	0.2
Secondary products and miscellaneous receipts.....		314992-SM						
All other miscellaneous textile product mills.....	314999		12/03	115.2	116.4	116.3	4.7	-0.1
Primary products.....		314999-P	12/03	114.7	116.1	116.1	4.8	0.0
Embroideries (excluding Schiffl machine products).....		314999-5	12/85	155.1	155.1	155.1	3.5	0.0
All other miscellaneous fabricated textile products.....		314999-8	12/03	111.1	111.1	111.2	1.2	0.1
Fabricated flags, banners, and similar emblems.....		314999-82	12/09	101.6	101.7	101.5	1.5	-0.2
Fabricated textile products, incl sleeping bags, parachutes, indust. shop twls and carpet tiles.....		314999-84	12/09	100.8	100.8	101.0	1.6	0.2
Secondary products and miscellaneous receipts.....		314999-SM						
Miscellaneous receipts.....		314999-M	12/03	126.9	126.9	126.9	7.7	0.0
Secondary products.....		314999-S	12/03	108.5	108.8	108.8	0.6	0.0
Apparel manufacturing.....	315		12/03	105.0	105.5	106.2	2.5	0.7
Apparel knitting mills.....	3151		12/84	121.3	122.0	122.3	5.9	0.2
Hosiery and sock mills.....	31511		12/84	123.3	124.2	124.6	7.1	0.3
Hosiery and sock mills.....	315110		12/10	103.9	104.7	105.0	—	0.3
Primary products.....		315110-P	12/10	103.6	104.5	104.9	—	0.4
Sheer hosiery.....		315110-1	06/84	157.0	159.2	159.6	10.2	0.3
Women's and girls' sheer finished hosiery, full-length, knee-length, and below the knee.....		315110-11	12/02	117.3	118.1	118.1	5.3	0.0
Women's and girls' sheer finished pantyhose, including tights, all needle.....		315110-13	06/84	152.5	154.7	155.3	13.9	0.4
Other hosiery and socks.....		315110-9	06/84	138.5	139.3	139.9	5.9	0.4
Men's finished seamless hosiery and socks.....		315110-91	06/84	162.1	163.1	164.0	7.7	0.6
Men's finished seamless hosiery, anklets, natural fibers.....		315110-911	12/10	102.1	102.6	103.7	—	1.1
Men's finished seamless hosiery, anklets, manmade fibers.....		315110-912	12/10	123.9	124.1	124.1	—	0.0
Men's finished seamless hosiery, midcalf, natural fibers.....		315110-913	12/10	102.3	102.5	103.0	—	0.5
Men's finished seamless hosiery, midcalf, manmade fibers.....		315110-914	12/10	101.5	101.5	101.5	—	0.0
Men's finished seamless hosiery other than anklets and midcalf.....		315110-915	12/10	106.7	109.2	—	—	—
All other finished hosiery, other than sheer.....		315110-93	06/84	115.8	116.2	116.6	1.9	0.3
Seamless hosiery (except sheer), shipped in the greige.....		315110-95	06/84	112.6	114.6	114.6	—	0.0
Secondary products and miscellaneous receipts.....		315110-SM						
Secondary products.....		315110-S	12/10	100.1	100.1	100.1	—	0.0
Other apparel knitting mills.....	31519		12/06	108.9	109.3	109.3	3.8	0.0
Outerwear knitting mills.....	315191		12/84	106.1	106.8	106.8	0.8	0.0
Primary products.....		315191-P	12/84	100.7	101.4	101.4	0.9	0.0
Women's, girls', and infants' knit shirts and blouses, made in knitting mills.....		315191-B	12/97	102.0	102.4	102.4	0.9	0.0
Gloves and mittens, made in knitting mills.....		315191-G	12/85	119.7	123.5	—	—	—
Hats, mufflers, scarves, and other knitting mill apparel products.....		315191-H	12/06	124.6	124.6	124.6	10.3	0.0
Men's and boys' sweaters, made in knitting mills.....		315191-2	12/84	137.5	137.5	137.5	0.0	0.0
Women's, girls', and infants' sweaters, made in knitting mills.....		315191-4	12/84	91.4	91.4	91.4	0.0	0.0

See footnotes at end of table.

**Table 5. Producer price indexes for the net output of selected industries and their products, not seasonally adjusted — Continued**

Industry and product <sup>1</sup>	Industry code	Product code	Index base	Index			Percent change to Aug. 2011 from:	
				Apr. 2011 <sup>2</sup>	July 2011 <sup>2</sup>	Aug. 2011 <sup>2</sup>	Aug. 2010	July 2011
Outerwear knitting mills - Continued								
Men's and boys' knit dress and sport shirts, made in knitting mills.....		315191-7	12/84	98.9	—	98.9	0.0	—
Secondary products and miscellaneous receipts.....		315191-SM						
Secondary products.....		315191-S	12/84	140.8	141.3	141.2	0.3	-0.1
Underwear and nightwear knitting mills.....	315192		06/82	153.0	153.0	153.0	8.7	0.0
Primary products.....		315192-P	06/82	149.2	149.2	149.2	10.4	0.0
Men's and boys' knit underwear, nightwear, and robes, made in knitting mills.....		315192-1	06/82	150.9	150.9	150.9	17.4	0.0
Women's, girls', and infants' knit underwear and nightwear, made in knitting mills.....		315192-4	06/82	149.6	149.6	149.6	4.2	0.0
Secondary products and miscellaneous receipts.....		315192-SM						
Cut and sew apparel manufacturing.....	3152		12/03	104.1	104.6	105.3	1.7	0.7
Cut and sew apparel contractors.....	31521		12/03	104.9	104.9	104.9	-1.3	0.0
Men's and boys' apparel contractors.....	315211		12/03	113.9	113.9	113.9	-0.6	0.0
Primary products.....		315211-P	12/03	114.9	114.9	114.9	-0.7	0.0
Contract receipts for men's/boys' shirts, underwear/nightwear & tailored suits/coats/jackets.....		315211-T	06/07	104.3	104.3	104.3	-4.0	0.0
Contract receipts for men's/boys' pants, work apparel, and other outerwear.....		315211-8	06/07	101.9	101.9	101.9	1.2	0.0
Contract receipts for men's/boys' embroidering (exc. Schiffli) & other apparel nec.....		315211-9	06/07	105.4	105.4	—	—	—
Secondary products and miscellaneous receipts.....		315211-SM						
Miscellaneous receipts.....		315211-M	06/07	101.5	101.5	101.5	0.0	0.0
Women's and girls' apparel contractors.....	315212		12/03	101.7	101.7	101.7	-1.5	0.0
Primary products.....		315212-P	12/03	101.7	101.7	101.7	-1.6	0.0
Contract rcpts. women's/girls'/infants' skirts, tailored coats, underwear/nightwear,emb.....		315212-T	06/07	94.3	94.3	94.3	-6.5	0.0
Contract receipts for women's/girls'/infants' shirts and blouses.....		315212-1	06/07	99.7	99.7	99.7	0.0	0.0
Contract receipts for women's/girls'/infants' dresses.....		315212-3	06/07	100.4	100.4	100.4	0.0	0.0
Contract receipts for women's/girls'/infants' nontailored coats, jackets, and other outerwear.....		315212-7	06/07	95.8	95.8	95.8	-1.6	0.0
Secondary products and miscellaneous receipts.....		315212-SM						
Secondary products.....		315212-S	12/03	97.8	97.8	97.8	0.0	0.0
Men's and boys' cut and sew apparel mfg.....	31522		12/03	105.2	106.4	107.8	5.2	1.3
Men's and boys' underwear and nightwear mfg.....	315221		12/03	116.9	116.9	116.9	2.2	0.0
Primary products.....		315221-P	12/03	114.7	114.7	114.7	2.0	0.0
Men's and boys' cut and sew underwear, nightwear, and robes, made from purchased fabrics.....		315221-0	12/03	114.9	114.9	114.9	2.0	0.0
Secondary products and miscellaneous receipts.....		315221-SM						
Men's and boys' suit, coat, and overcoat manufacturing.....	315222		12/80	175.1	175.1	175.2	1.8	0.1
Primary products.....		315222-P	12/80	179.2	179.2	179.2	1.5	0.0
Men's and boys' tailored suits, including dress uniforms (firefighter, military, police, etc.).....		315222-2	06/02	109.7	109.7	109.7	1.7	0.0
Men's and boys' tailored overcoats (incl water-repellent), dress and sports coats, and vests.....		315222-9	12/08	100.5	100.5	100.5	1.2	0.0
Secondary products and miscellaneous receipts.....		315222-SM						
Secondary products.....		315222-S	12/80	182.8	182.8	184.4	3.8	0.9
Men's and boys' shirt, except work shirt, mfg.....	315223		06/83	125.1	126.0	136.1	17.3	8.0
Primary products.....		315223-P	06/83	131.6	132.9	148.1	25.6	11.4
Men's and boys' woven dress and sport shirts, made from purchased fabrics.....		315223-3	06/83	152.5	152.5	152.5	0.0	0.0
Secondary products and miscellaneous receipts.....		315223-SM						
Men's and boys' cut and sew trouser, slack and jean mfg.....	315224		12/81	125.7	127.7	127.8	3.1	0.1
Primary products.....		315224-P	12/81	129.7	132.5	132.5	3.9	0.0
Men's and boys' pants, except work pants.....		315224-0	12/09	102.1	104.4	104.4	4.0	0.0
Secondary products and miscellaneous receipts.....		315224-SM						
Secondary products.....		315224-S	12/81	112.4	112.4	—	—	—
Men's work clothing manufacturing.....	315225		12/81	141.1	143.5	142.7	3.4	-0.6
Primary products.....		315225-P	12/81	139.6	142.4	141.2	3.8	-0.8
Men's work shirts, made from purchased fabrics.....		315225-1	12/81	124.2	127.6	127.7	7.3	0.1
Men's work clothing and washable service apparel (excluding work shirts).....		315225-4	12/81	142.4	144.9	143.4	2.8	-1.0
Secondary products and miscellaneous receipts.....		315225-SM						
Miscellaneous receipts.....		315225-M	12/02	135.5	—	—	—	—
Secondary products.....		315225-S	12/81	146.2	147.9	148.0	2.8	0.1
Other men's and boys' outerwear manufacturing.....	315228		12/83	141.6	141.4	141.6	0.4	0.1
Primary products.....		315228-P	12/83	142.7	142.3	143.4	0.6	0.8

See footnotes at end of table.

**Table 5. Producer price indexes for the net output of selected industries and their products, not seasonally adjusted — Continued**

Industry and product <sup>1</sup>	Industry code	Product code	Index base	Index			Percent change to Aug. 2011 from:	
				Apr. 2011 <sup>2</sup>	July 2011 <sup>2</sup>	Aug. 2011 <sup>2</sup>	Aug. 2010	July 2011
Other men's and boys' outerwear manufacturing - Continued								
Men's and boys' nontailored coats, jackets, and vests (exc. ski apparel & work jackets), mfpm. ....		315228-2	12/83	158.5	158.5	159.5	0.9	0.6
Men's and boys' heavyweight nontailored coats, jackets, and vests (exc. ski apparel & work).....		315228-2110	06/07	133.0	133.0	133.9	0.7	0.7
Men's and boys' lightweight nontailored coats, jackets, and vests (exc. ski apparel & work).....		315228-2120	06/07	107.4	107.4	107.7	1.6	0.3
Men's and boys' shorts (including dress and athletic) and swimwear, made from purchased fabric.....		315228-4	12/83	95.3	95.3	95.3	0.0	0.0
Men's and boys' sweaters, sweatpants, jogging suits, beachwear (exc swimsuits), & ski apparel.....		315228-6	12/83	157.5	155.6	158.2	0.4	1.7
Secondary products and miscellaneous receipts.....		315228-SM						
Miscellaneous receipts.....		315228-M	12/83	148.5	148.9	148.9	-1.1	0.0
Secondary products.....		315228-S	12/83	146.7	146.7	144.8	0.3	-1.3
Women's & girls' cut & sew apparel mfg. ....	31523		12/03	102.0	102.2	102.6	0.1	0.4
Women's and girls' lingerie and nightwear mfg. ....								
Primary products.....	315231	315231-P	12/03	108.9	108.9	109.5	1.2	0.6
Women's and girls' underwear, except foundation garments, made from purchased fabrics.....		315231-1	12/03	110.7	110.8	111.4	1.3	0.5
Women's and girls' nightwear, except robes, made from purchased fabrics.....		315231-3	12/03	107.5	107.8	107.8	1.2	0.0
Women's and girls' brassieres, bra-lettes, and bandeaux, made from purchased fabrics.....		315231-5	06/82	108.1	108.1	108.1	4.6	0.0
Women's and girls' robes and dressing gowns, made from purchased fabrics.....		315231-9	12/03	159.2	159.2	160.6	0.9	0.9
Secondary products and miscellaneous receipts.....		315231-SM						
Miscellaneous receipts.....		315231-M	12/03	110.6	110.6	110.6	0.0	0.0
Secondary products.....		315231-S	12/03	114.9	114.9	115.1	0.2	0.2
Women's and girls' blouse and shirt mfg. ....	315232		06/83	100.4	100.5	100.4	-	-0.1
Primary products.....		315232-P	06/83	147.7	147.8	147.8	1.5	0.0
Women's and girls' knit shirts and blouses, made from purchased fabrics.....		315232-1	06/93	147.3	147.3	147.3	4.6	0.0
Women's and girls' woven shirts and blouses, made from purchased fabrics.....		315232-3	06/83	-	-	174.3	0.0	-
Secondary products and miscellaneous receipts.....		315232-SM						
Secondary products.....		315232-S	06/83	125.6	125.8	125.8	-3.2	0.0
Women's and girls' dress manufacturing.....								
Primary products.....	315233	315233-P	12/80	124.3	125.1	125.8	1.7	0.6
Women's and girls' dresses, made from purchased fabrics.....		315233-0	12/03	120.3	120.0	120.8	0.6	0.7
Secondary products and miscellaneous receipts.....		315233-SM						
Miscellaneous receipts.....		315233-M	06/06	98.3	98.0	98.7	0.6	0.7
Secondary products.....		315233-S	12/80	116.3	119.2	-	-	-
Women's and girls' suit, coat, and skirt mfg. ....	315234		12/82	128.7	133.2	133.7	-0.9	0.4
Primary products.....		315234-P	12/82	113.9	115.3	117.8	4.9	2.2
Women's and girls' skirts, made from purchased fabrics. ....		315234-6	12/82	110.7	112.2	114.8	4.7	2.3
Women's and girls' tailored jackets and vests, except fur and leather.....		315234-8	12/98	115.9	115.9	115.9	1.5	0.0
Secondary products and miscellaneous receipts.....		315234-SM						
Secondary products.....		315234-S	12/82	101.7	101.7	110.9	9.4	9.0
Other women's and girls' outerwear mfg. ....								
Primary products.....	315239	315239-P	06/83	109.2	109.3	109.3	-3.1	0.0
Women's and girls' swimwear, mfpm. ....		315239-A	12/83	119.0	119.0	119.0	-0.1	0.0
Women's/girls' other outerwear, incl nontailored coats/jackets/vests & service apparel, mfpm.....		315239-T	06/07	161.5	161.4	161.5	2.3	0.1
Women's and girls' sweaters, including sweater vests, mfpm. ....		315239-2	12/06	99.9	100.1	100.1	0.2	0.0
Women's and girls' shorts, including tennis skirts, mfpm. ....		315239-4	06/93	100.9	100.9	-	-	-
Women's and girls' slacks, jeans, & jean-cut casual slacks (exc. sweatpants), mfpm.....		315239-6	06/83	109.5	109.5	109.5	0.0	0.0
Women's and girls' sweatpants, bodysuits, warm-up suits, rompers, & beachwear (exc swimwear).....		315239-8	06/07	87.7	87.7	87.7	-2.0	0.0
Secondary products and miscellaneous receipts.....		315239-SM						
Secondary products.....		315239-S	06/83	107.5	-	107.5	4.0	-
Other cut and sew apparel manufacturing.....	31529		12/03	99.9	100.4	100.8	-2.7	0.4
Infants' cut and sew apparel manufacturing.....	315291		12/03	121.0	121.6	122.0	4.3	0.3
Primary products.....		315291-P	12/03	122.4	121.1	122.5	12.7	1.2
Infants' apparel, made from purchased fabrics.....		315291-0	12/03	119.1	119.4	119.1	10.7	-0.3
Secondary products and miscellaneous receipts.....		315291-SM						
Secondary products.....		315291-S	12/03	119.1	119.4	119.1	10.7	-0.3
Fur and leather apparel manufacturing.....	315292		12/03	128.0	124.4	128.1	16.2	3.0
				144.9	145.2	145.2	3.1	0.0

See footnotes at end of table.

**Table 5. Producer price indexes for the net output of selected industries and their products, not seasonally adjusted — Continued**

Industry and product <sup>1</sup>	Industry code	Product code	Index base	Index			Percent change to Aug. 2011 from:	
				Apr. 2011 <sup>2</sup>	July 2011 <sup>2</sup>	Aug. 2011 <sup>2</sup>	Aug. 2010	July 2011
Fur and leather apparel manufacturing - Continued								
Primary products.....		315292-P	12/03	146.0	146.3	146.3	3.4	0.0
Fur coats, capes, jackets, neck pieces, linings, & other fur garments, accessories, & trimming.....		315292-1	12/83	234.4	234.4	234.4	4.0	0.0
Leather and sheep-lined clothing.....		315292-5	12/85	171.3	171.7	171.7	3.2	0.0
Secondary products and miscellaneous receipts.....		315292-SM						
Miscellaneous receipts.....		315292-M	12/03	132.5	132.5	132.5	-5.0	0.0
All other cut and sew apparel manufacturing.....	315299		12/03	118.3	119.6	119.8	2.2	0.2
Primary products.....		315299-P	12/03	122.9	124.2	124.1	1.8	-0.1
Men's and boys' team sport uniforms.....		315299-2	12/06	108.7	109.2	109.2	-0.3	0.0
Vestments and costumes.....		315299-5	12/03	115.4	117.3	117.1	2.6	-0.2
Apparel 50% or greater plastic or rubber, including raincoats and rubber pants (excl wet suits).....		315299-7	12/06	127.7	—	127.7	6.8	—
Secondary products and miscellaneous receipts.....		315299-SM						
Miscellaneous receipts.....		315299-M	12/03	113.8	114.7	117.3	5.9	2.3
Accessories and other apparel manufacturing.....	3159		12/03	109.4	109.9	110.7	4.0	0.7
Accessories and other apparel manufacturing.....	31599		12/03	109.4	109.9	110.7	4.0	0.7
Hat, cap, and millinery manufacturing.....	315991		12/90	156.8	158.0	162.0	6.3	2.5
Primary products.....		315991-P	12/90	156.7	158.0	163.2	7.9	3.3
Men's and boys' fabric, straw, and felt hats.....		315991-4	12/90	168.4	171.5	176.8	6.5	3.1
Women's, girls', and infants' fabric, straw, and felt hats.....		315991-5	12/90	128.3	130.0	130.0	2.8	0.0
Hat bodies and fabric caps.....		315991-6	12/90	153.7	153.7	159.9	9.7	4.0
Secondary products and miscellaneous receipts.....		315991-SM						
Miscellaneous receipts.....		315991-M	12/90	127.4	128.2	—	—	—
Secondary products.....		315991-S	12/90	150.2	150.9	151.0	3.1	0.1
Glove and mitten manufacturing.....	315992		12/03	125.8	126.8	129.5	12.3	2.1
Primary products.....		315992-P	12/03	120.5	121.7	122.6	6.3	0.7
Gloves and mittens made from woven or purchased knit fabric.....		315992-1	12/03	114.9	117.7	118.2	7.5	0.4
Gloves and mittens, leather-and-fabric combinations, made from purchased leather and fabrics.....		315992-3	06/85	159.7	159.8	160.5	4.7	0.4
Gloves and mittens, all leather, made from purchased leather.....		315992-5	06/85	183.2	182.7	184.6	5.4	1.0
Secondary products and miscellaneous receipts.....		315992-SM						
Miscellaneous receipts.....		315992-M	12/03	130.4	131.2	136.0	19.5	3.7
Men's and boys' neckwear manufacturing.....	315993		12/83	149.5	149.9	149.9	0.7	0.0
Primary products.....		315993-P	12/83	153.6	154.0	154.0	0.8	0.0
Men's and boys' neckwear.....		315993-0	12/83	153.6	154.0	154.0	0.8	0.0
Secondary products and miscellaneous receipts.....		315993-SM						
Miscellaneous receipts.....		315993-M	12/83	128.5	—	—	—	—
All other accessory and apparel manufacturing.....	315999		12/03	100.8	100.9	100.4	1.8	-0.5
Primary products.....		315999-P	12/03	101.7	101.9	102.4	1.8	0.5
All other fabricated apparel accessories (incl. mostly plastic/rubber) and findings/trimmings.....		315999-F	06/09	102.8	103.4	103.7	3.7	0.3
Leather belts.....		315999-5	06/85	143.1	143.1	144.0	0.5	0.6
Belts, other than leather.....		315999-7	12/02	100.0	—	100.0	0.0	—
Secondary products and miscellaneous receipts.....		315999-SM						
Miscellaneous receipts.....		315999-M	12/03	93.8	93.8	89.4	2.4	-4.7
Leather and allied product manufacturing.....	316		12/84	162.7	165.3	165.7	5.6	0.2
Leather and hide tanning and finishing.....	3161		06/81	234.5	243.2	243.4	10.9	0.1
Leather and hide tanning and finishing.....	31611		06/81	234.5	243.2	243.4	10.9	0.1
Leather and hide tanning and finishing.....	316110		06/81	234.3	243.1	243.2	10.9	0.0
Primary products.....		316110-P	06/81	232.4	241.5	241.6	11.7	0.0
Finished and unfinished leather.....		316110-1	12/97	133.7	139.2	139.3	12.3	0.1
Tanning or finishing leather owned by others, and furs.....		316110-2	06/11	—	100.0	100.0	—	0.0
Contract & commission receipts for tanning or finishing leather owned by others.....		316110-21	06/81	158.6	158.4	158.4	2.5	0.0
Furs, dressed and dyed or bleached.....		316110-22	12/05	117.7	—	—	—	—
Secondary products and miscellaneous receipts.....		316110-SM						
Footwear manufacturing.....	3162		12/03	110.8	111.3	112.1	2.8	0.7
Footwear manufacturing.....	31621		12/03	110.8	111.3	112.1	2.8	0.7
Rubber and plastics footwear manufacturing.....	316211		12/80	138.8	138.8	138.8	1.0	0.0
Primary products.....		316211-P	12/80	142.1	142.1	142.1	0.9	0.0
Protective footwear.....		316211-1	12/80	200.1	200.1	200.1	3.4	0.0
Shoes with soles vulcanized, molded, or cemented to fabric, rubber or plastic uppers, ex slippers.....		316211-4	12/86	113.2	113.2	113.2	—	0.0
Secondary products and miscellaneous receipts.....		316211-SM						

See footnotes at end of table.

**Table 5. Producer price indexes for the net output of selected industries and their products, not seasonally adjusted — Continued**

Industry and product <sup>1</sup>	Industry code	Product code	Index base	Index			Percent change to Aug. 2011 from:	
				Apr. 2011 <sup>2</sup>	July 2011 <sup>2</sup>	Aug. 2011 <sup>2</sup>	Aug. 2010	July 2011
House slipper manufacturing.....	316212		06/85	147.3	147.3	147.3	4.5	0.0
Secondary products and miscellaneous receipts.....		316212-SM						
Men's nonathletic footwear manufacturing.....	316213		12/80	189.2	189.4	191.5	3.2	1.1
Primary products.....		316213-P	12/80	199.9	200.2	202.6	4.6	1.2
Men's footwear, except athletic.....		316213-0	12/93	129.9	130.0	131.6	4.5	1.2
Secondary products and miscellaneous receipts.....		316213-SM						
Miscellaneous receipts.....		316213-M	12/80	101.3	101.4	102.4	-1.1	1.0
Secondary products.....		316213-S	12/80	151.4	151.6	151.6	1.6	0.0
Women's nonathletic footwear manufacturing.....	316214		12/80	143.3	145.1	147.6	3.5	1.7
Primary products.....		316214-P	12/80	141.0	142.6	145.3	3.6	1.9
Women's footwear, except athletic.....		316214-0	12/93	112.2	113.4	115.6	3.7	1.9
Secondary products and miscellaneous receipts.....		316214-SM						
Secondary products.....		316214-S	12/80	206.3	211.1	211.1	2.3	0.0
Other footwear manufacturing.....	316219		12/79	176.0	181.9	179.7	2.8	-1.2
Primary products.....		316219-P	12/79	174.7	181.1	178.6	2.8	-1.4
Other footwear, except rubber.....		316219-0	12/06	112.7	116.9	115.3	2.9	-1.4
Secondary products and miscellaneous receipts.....		316219-SM						
Other leather product manufacturing.....	3169		12/03	113.3	113.5	113.4	2.3	-0.1
Other leather product manufacturing.....	31699		12/03	113.3	113.5	113.4	2.3	-0.1
Luggage manufacturing.....	316991		12/84	136.4	136.9	136.6	4.2	-0.2
Primary products.....		316991-P	12/84	135.6	136.2	135.8	4.8	-0.3
Luggage.....		316991-0	06/06	112.0	112.5	112.1	4.8	-0.4
Secondary products and miscellaneous receipts.....		316991-SM						
Miscellaneous receipts.....		316991-M	12/84	152.5	—	—	—	—
Secondary products.....		316991-S	12/84	157.4	157.6	157.6	1.5	0.0
Women's handbag and purse manufacturing.....	316992		06/82	156.1	156.1	156.1	1.8	0.0
Primary products.....		316992-P	06/82	149.0	149.0	149.0	1.4	0.0
Women's and children's handbags and purses.....		316992-0	06/06	109.0	109.0	109.0	1.4	0.0
Secondary products & miscellaneous receipts.....		316992-SM						
Secondary products.....		316992-S	06/82	190.6	190.2	190.2	3.7	0.0
Other personal leather good manufacturing.....	316993		06/82	167.5	167.5	167.5	1.9	0.0
Primary products.....		316993-P	06/82	161.2	161.2	161.2	0.1	0.0
All other personal leather goods.....		316993-0	06/06	107.2	107.2	107.2	0.1	0.0
Travel kits, jewelry boxes/cases, compacts, vanity cases, & other personal goods.....		316993-02	12/98	117.8	117.8	117.8	0.1	0.0
Secondary products & miscellaneous receipts.....		316993-SM						
Miscellaneous receipts.....		316993-M	07/94	134.1	134.1	134.1	2.8	0.0
All other leather good manufacturing.....	316999		12/03	113.4	113.7	113.7	1.1	0.0
Primary products.....		316999-P	12/03	114.5	114.7	114.7	1.1	0.0
Boot and shoe cut stock and findings.....		316999-1	12/06	109.9	109.9	109.9	0.0	0.0
All other miscellaneous leather goods.....		316999-4	12/03	114.5	114.7	114.7	1.1	0.0
Secondary products and miscellaneous receipts.....		316999-SM						
Miscellaneous receipts.....		316999-M	12/03	102.5	102.5	102.5	0.0	0.0
Secondary products.....		316999-S	06/85	168.4	172.0	172.0	2.1	0.0
Wood product manufacturing.....	321		12/03	108.6	108.0	108.1	0.5	0.1
Sawmills and wood preservation.....	3211		12/03	99.7	97.6	99.8	2.9	2.3
Sawmills and wood preservation.....	32111		12/03	99.7	97.6	99.8	2.9	2.3
Sawmills.....	321113		12/80	142.9	140.2	143.1	3.7	2.1
Primary products.....		321113-P	12/03	94.5	92.6	95.0	4.4	2.6
Hardwood lumber, made in sawmills.....		321113-1	12/03	96.2	96.7	96.7	-4.9	0.0
Softwood lumber, made in sawmills.....		321113-3	12/03	86.2	82.7	85.2	5.4	3.0
Wood chips, except field chips.....		321113-5	12/80	110.8	112.3	118.1	17.3	5.2
Wood ties, siding, shingles, and shakes and contract sawing of logs owned by others.....		321113-7	12/03	110.8	114.6	114.7	3.0	0.1
Secondary products and miscellaneous receipts.....		321113-SM						
Miscellaneous receipts.....		321113-M	12/03	143.2	143.2	140.8	-0.5	-1.7
Wood preservation.....	321114		06/85	169.3	164.0	169.1	-0.4	3.1
Primary products.....		321114-P	06/85	169.7	164.5	170.1	0.1	3.4
Wood poles, piles, and posts owned and treated by the same establishment.....		321114-1	06/85	226.8	229.2	233.9	5.0	2.1
Other wood products owned and treated by the same establishment.....		321114-5	06/85	149.6	142.2	148.3	-1.7	4.3
Contract wood preservation.....		321114-9	06/85	191.9	191.9	191.9	0.0	0.0
Secondary products and miscellaneous receipts.....		321114-SM						
Plywood and engineered wood product mfg.....	3212		12/03	96.4	94.7	93.5	-2.0	-1.3

See footnotes at end of table.

**Table 5. Producer price indexes for the net output of selected industries and their products, not seasonally adjusted — Continued**

Industry and product <sup>1</sup>	Industry code	Product code	Index base	Index			Percent change to Aug. 2011 from:	
				Apr. 2011 <sup>2</sup>	July 2011 <sup>2</sup>	Aug. 2011 <sup>2</sup>	Aug. 2010	July 2011
Plywood and engineered wood product mfg. ....	32121		12/03	96.4	94.7	93.5	-2.0	-1.3
Hardwood veneer and plywood mfg. ....	321211		06/85	152.7	150.9	148.9	-2.5	-1.3
Primary products. ....		321211-P	06/85	156.1	156.3	153.8	-1.5	-1.6
Hardwood veneer, incl. veneer backed w/ paper, cloth, or other flexible material. ....		321211-1	12/03	104.9	105.2	101.1	-0.8	-3.9
Hardwood plywood, except prefinished hardwood plywood MFPM. ....		321211-3	06/85	164.8	164.8	164.8	0.0	0.0
Secondary products and miscellaneous receipts. ....		321211-SM						
Softwood veneer and plywood manufacturing. ....	321212		12/80	154.5	145.9	145.0	-5.1	-0.6
Primary products. ....		321212-P	12/80	160.9	150.1	150.4	-6.8	0.2
Softwood veneer, incl. veneer backed w/ paper, cloth, or other flexible material. ....		321212-1	12/80	151.4	139.1	136.2	1.3	-2.1
Softwood plywood, rough, including touch sanded, interior and exterior. ....		321212-3	12/80	137.6	123.6	125.3	-11.3	1.4
Interior softwood plywood, rough, including touch sanded, C-D exterior glue. ....		321212-31	12/05	109.1	97.3	97.8	-12.3	0.5
Interior softwood plywood, rough, incl touch sanded, underlayment exterior glue. ....		321212-32	12/05	86.0	82.5	82.1	-11.1	-0.5
Exterior softwood plywood, rough, including touch sanded. ....		321212-35	12/05	82.6	76.8	78.2	-10.6	1.8
Softwood plywood, sanded, interior and exterior. ....		321212-5	12/80	163.2	163.3	163.2	-9.1	-0.1
Softwood plywood specialties. ....		321212-8	12/05	105.3	104.2	104.2	0.7	0.0
Secondary products and miscellaneous receipts. ....		321212-SM						
Secondary products. ....		321212-S	12/80	101.4	105.7	99.6	18.9	-5.8
Engineered wood member manufacturing. ....	321213		12/03	107.2	107.0	106.5	1.8	-0.5
Primary products. ....		321213-P	12/03	107.4	107.2	106.7	1.9	-0.5
Engineered wood members (except trusses). ....		321213-0	12/06	90.6	90.5	90.0	1.9	-0.6
Laminated veneer lumber. ....		321213-01	12/03	115.5	115.6	115.5	—	-0.1
Other engineered structural wood members, except trusses & laminated veneer lumber (LVL). ....		321213-02	12/03	104.8	104.5	103.8	-0.2	-0.7
Secondary products and miscellaneous receipts. ....		321213-SM						
Truss manufacturing. ....	321214		12/03	109.1	107.9	105.5	-2.9	-2.2
Primary products. ....		321214-P	12/03	105.8	104.3	102.2	-2.7	-2.0
Wood trusses. ....		321214-0	12/03	105.8	104.3	102.2	-2.7	-2.0
Secondary products and miscellaneous receipts. ....		321214-SM						
Miscellaneous receipts. ....		321214-M	12/03	157.1	—	—	—	—
Secondary products. ....		321214-S	12/03	94.1	92.8	92.8	-6.5	0.0
Reconstituted wood product manufacturing. ....	321219		06/91	149.4	149.5	147.3	0.3	-1.5
Primary products. ....		321219-P	06/91	148.2	148.3	145.9	0.1	-1.6
Particleboard made from particleboard produced at the same location. ....		321219-1	12/82	190.0	193.7	194.2	2.9	0.3
Particleboard, industrial, incl commercial and shelving, made from particleboard prod at same loca. ....		321219-11	06/09	99.3	99.6	99.9	2.0	0.3
Particleboard, non-industrial, made from particleboard produced at the same location. ....		321219-12	06/09	97.1	107.9	107.9	7.1	0.0
Waferboard and oriented strandboard. ....		321219-2	12/82	139.2	136.0	128.3	-1.1	-5.7
Medium density fiberboard (MDF) made from MDF produced at the same location. ....		321219-3	06/84	160.1	160.8	160.8	-2.2	0.0
Other reconstituted wood products. ....		321219-9	06/09	106.3	107.2	107.5	0.6	0.3
Secondary products and miscellaneous receipts. ....		321219-SM						
Other wood product manufacturing. ....	3219		12/03	116.3	116.7	116.8	0.8	0.1
Millwork. ....	32191		12/03	108.7	109.0	109.1	-0.1	0.1
Wood window and door manufacturing. ....	321911		12/03	110.4	111.2	111.4	0.6	0.2
Primary products. ....		321911-P	12/03	109.6	110.5	110.6	0.5	0.1
Wood window units. ....		321911-1	06/83	195.1	195.1	195.1	-1.2	0.0
Wood sash, excluding sash shipped in window units. ....		321911-3	06/83	222.3	222.6	222.6	2.7	0.0
Wood window and door frames. ....		321911-5	06/83	146.3	146.5	146.5	1.1	0.0
Wood panel, flush, and molded face doors, interior and exterior. ....		321911-7	06/83	173.4	176.9	177.5	2.4	0.3
Other wood doors, incl. garage, patio, bifold, cabinet, screen, storm and louver. ....		321911-9	06/83	194.2	194.2	194.2	-0.5	0.0
Secondary products and miscellaneous receipts. ....		321911-SM						
Miscellaneous receipts. ....		321911-M	12/03	102.5	103.9	—	—	—
Secondary products. ....		321911-S	12/03	126.0	126.2	126.3	0.7	0.1
Cut stock, resawing lumber, and planing. ....	321912		12/03	102.8	102.2	102.1	0.2	-0.1
Primary products. ....		321912-P	12/03	103.5	102.7	102.3	-1.1	-0.4
Hardwood lumber, made from purchased lumber. ....		321912-1	12/03	90.3	90.1	89.2	-5.8	-1.0
Softwood lumber, made from purchased lumber. ....		321912-3	12/03	110.6	111.4	112.0	2.7	0.5
Hardwood cut stock and dimension. ....		321912-6	06/84	168.2	168.6	164.0	0.2	-2.7
Softwood cut stock and dimension. ....		321912-8	12/80	171.9	160.6	162.8	-5.1	1.4

See footnotes at end of table.



**Table 5. Producer price indexes for the net output of selected industries and their products, not seasonally adjusted — Continued**

Industry and product <sup>1</sup>	Industry code	Product code	Index base	Index			Percent change to Aug. 2011 from:	
				Apr. 2011 <sup>2</sup>	July 2011 <sup>2</sup>	Aug. 2011 <sup>2</sup>	Aug. 2010	July 2011
Cut stock, resawing lumber, and planing - Continued								
Sawn wood fence stock, wood lath, and contract resawing and planing.....		321912-9	12/03	113.1	107.4	—	—	—
Secondary products and miscellaneous receipts.....		321912-SM						
Miscellaneous receipts.....		321912-M	12/03	96.2	—	100.1	16.1	—
Secondary products.....		321912-S	12/03	100.6	100.8	100.9	2.0	0.1
Other millwork, including flooring.....	321918		12/03	110.2	110.4	110.7	-1.6	0.3
Primary products.....		321918-P	12/03	109.4	109.7	109.8	-2.1	0.1
Wood moldings, except prefinished moldings made from purchased moldings.....		321918-1	06/83	192.6	192.1	190.6	-0.9	-0.8
Prefinished wood moldings made from purchased moldings.....		321918-3	10/95	115.7	117.6	117.4	2.8	-0.2
Other wood millwork products, including stairwork, exterior millwork, and softwood flooring.....		321918-5	12/03	104.5	105.3	105.3	-1.4	0.0
Hardwood flooring.....		321918-7	06/84	161.1	161.5	163.8	-3.9	1.4
Oak flooring.....		321918-71	06/84	144.7	143.9	146.8	-7.3	2.0
Hardwood flooring, other than oak.....		321918-72	12/03	112.9	114.5	115.2	1.4	0.6
Secondary products and miscellaneous receipts.....		321918-SM						
Miscellaneous receipts.....		321918-M	12/03	97.2	97.2	97.2	0.0	0.0
Secondary products.....		321918-S	12/03	125.0	125.2	126.1	2.2	0.7
Wood container and pallet manufacturing.....	32192		12/03	117.5	117.8	117.6	1.6	-0.2
Wood container and pallet manufacturing.....	321920		12/03	117.5	117.8	117.6	1.6	-0.2
Primary products.....		321920-P	12/03	117.8	118.1	117.9	1.7	-0.2
Nailed and lock-corner wood boxes.....		321920-1	06/85	182.0	182.2	182.0	14.0	-0.1
Wood box and crate shook.....		321920-3	06/85	156.7	157.5	157.5	7.7	0.0
Wood pallets and pallet containers, wood and metal combination.....		321920-5	12/03	115.9	116.2	115.9	0.4	-0.3
Pallets, wood, except skids.....		321920-51	12/09	108.1	108.4	108.1	0.2	-0.3
Wood skids, wood and metal combination pallets and pallet containers.....		321920-52	12/09	104.1	104.1	104.1	2.0	0.0
Other wood container parts and wood containers.....		321920-7	12/03	120.1	120.1	120.1	-0.2	0.0
Secondary products and miscellaneous receipts.....		321920-SM						
Miscellaneous receipts.....		321920-M	12/03	117.7	119.4	119.4	2.4	0.0
Secondary products.....		321920-S	12/03	113.2	110.9	111.4	-4.5	0.5
All other wood product manufacturing.....	32199		12/03	123.8	124.4	124.6	1.5	0.2
Manufactured home (mobile home) manufacturing.....	321991		06/81	238.1	239.9	240.6	2.2	0.3
Primary products.....		321991-P	06/81	238.1	239.7	240.5	2.2	0.3
Manufactured homes (mobile homes).....		321991-1	06/81	238.0	239.8	240.5	2.0	0.3
Manufactured homes (mobile homes), 13 feet 11 inches or less in width.....		321991-11	12/03	—	142.3	142.5	—	0.1
Manufactured homes (mobile homes), 14 feet or more in width.....		321991-12	12/03	129.7	130.5	130.5	0.7	0.0
Manufactured homes (mobile homes), multisection.....		321991-13	07/04	124.4	125.4	125.8	2.2	0.3
Secondary products and miscellaneous receipts.....		321991-SM						
Prefabricated wood building manufacturing.....	321992		12/84	227.5	227.7	227.9	1.6	0.1
Primary products.....		321992-P	12/84	223.2	223.3	223.5	1.6	0.1
Components for prefabricated stationary wood buildings (not sold as complete units).....		321992-1	12/89	148.7	149.1	148.7	-0.2	-0.3
Precut packages for prefabricated stationary wood buildings (complete units).....		321992-2	12/84	236.1	236.1	236.1	3.0	0.0
Prefabricated stationary wood buildings shipped in panel form (complete units).....		321992-5	12/84	231.3	231.0	232.1	2.1	0.5
Prefabricated stationary wood buildings shipped in three-dimensional assemblies.....		321992-7	12/84	213.3	213.6	213.6	1.1	0.0
Prefabricated stationary residential wood buildings, inc. homes, townhouses and apts.....		321992-71	12/84	204.2	204.5	204.5	0.0	0.0
Prefabricated stationary nonresidential wood buildings, inc. motels and hotels.....		321992-72	12/84	258.1	—	258.1	6.4	—
Secondary products and miscellaneous receipts.....		321992-SM						
Miscellaneous receipts.....		321992-M	06/98	151.2	151.2	151.2	0.0	0.0
Secondary products.....		321992-S	08/92	208.8	209.2	—	—	—
Miscellaneous wood product manufacturing.....	321999		12/03	113.7	114.3	114.4	0.3	0.1
Primary products.....		321999-P	06/84	170.4	171.4	171.6	-0.1	0.1
All other miscellaneous wood product manufacturing.....		321999-0	06/02	111.4	112.0	112.1	-0.1	0.1
Secondary products and miscellaneous receipts.....		321999-SM						
Miscellaneous receipts.....		321999-M	06/84	236.1	237.5	235.8	1.2	-0.7
Secondary products.....		321999-S	06/84	191.4	192.8	193.5	1.3	0.4
Paper manufacturing.....	322		12/03	131.1	132.2	132.3	2.7	0.1
Pulp, paper & paperboard mills.....	3221		12/03	135.2	136.7	137.0	2.4	0.2
Pulp mills.....	32211		12/82	204.2	212.7	212.6	4.8	0.0

See footnotes at end of table.

**Table 5. Producer price indexes for the net output of selected industries and their products, not seasonally adjusted — Continued**

Industry and product <sup>1</sup>	Industry code	Product code	Index base	Index			Percent change to Aug. 2011 from:	
				Apr. 2011 <sup>2</sup>	July 2011 <sup>2</sup>	Aug. 2011 <sup>2</sup>	Aug. 2010	July 2011
Pulp Mills.....	322110		12/82	204.1	212.7	212.6	4.8	0.0
Primary products.....		322110-P	12/82	216.5	225.6	225.4	4.8	-0.1
Paper mills.....	32212		06/81	190.9	192.5	193.1	3.1	0.3
Paper, except newsprint, mills.....	322121		12/03	130.5	131.7	132.1	3.0	0.3
Primary products.....		322121-P	12/03	132.1	133.2	133.6	3.0	0.3
Special industrial paper, exc. specialty pkg, incl. absorbent, battery separator, elect. paper.....		322121-C	06/07	115.9	117.3	118.6	7.9	1.1
Sanitary tissue paper products, made in paper mills.....		322121-N	06/83	201.7	203.3	204.5	4.0	0.6
Facial tissues and handkerchiefs, incl sputum wipers, made in paper mills.....		322121-N1	06/90	119.2	118.4	119.2	0.3	0.7
Paper table napkins, industrial & retail pkgs, bulk and dispenser types, made in paper mills.....		322121-N2	06/83	225.1	223.2	222.9	2.1	-0.1
Toilet tissue, retail pkgs, rolls and ovals, facial tissue type, two-ply or more.....		322121-N3	06/83	211.7	211.6	214.8	9.8	1.5
Paper towels, industrial pkgs (rolled, folded, and interfolded), made in paper mills.....		322121-N5	12/06	117.8	121.8	122.2	5.2	0.3
Paper towels, retail packages (rolled, folded, and interfolded), made in paper mills.....		322121-N7	06/07	113.4	113.6	113.6	-0.3	0.0
Clay-coated printing and converting paper.....		322121-1	06/81	202.7	205.1	204.1	5.3	-0.5
Clay-coated groundwood printing and converting paper, including prime-coated body stock.....		322121-11	12/99	121.6	124.2	124.2	7.6	0.0
Clay-coated freesheet printing and converting paper, including prime-coated body stock.....		322121-12	12/99	135.1	135.7	134.6	3.5	-0.8
Uncoated freesheet paper (containing not more than 10 percent mechanical fiber).....		322121-3	06/81	184.0	183.8	185.3	-0.5	0.8
Bond and writing paper, and form bond in rolls, uncoated freesheet.....		322121-31	12/99	132.3	133.3	133.5	0.2	0.2
Other writing paper, uncoated freesheet.....		322121-32	12/06	112.7	109.0	-	-	-
Publication and printing paper, uncoated freesheet, all types.....		322121-33	12/99	138.1	139.6	139.5	0.8	-0.1
Cover and text papers, and all other converting and miscellaneous uncoated freesheet paper.....		322121-34	12/99	130.9	132.6	132.5	1.1	-0.1
Bleached bristols (weight more than 150 g per sq meter), excluding cotton fiber index and bogu.....		322121-5	06/81	235.4	237.4	236.5	5.0	-0.4
Secondary products and miscellaneous receipts.....		322121-SM						
Secondary products.....		322121-S	12/03	117.8	119.7	121.0	4.4	1.1
Newsprint mills.....	322122		12/03	110.7	111.2	110.8	3.8	-0.4
Primary products.....		322122-P	12/03	111.4	111.4	111.1	4.6	-0.3
Newsprint.....		322122-1	06/81	141.0	141.1	140.6	4.8	-0.4
Uncoated ground-wood paper (containing more than 10 percent mechanical fiber).....		322122-3	06/81	119.5	119.1	-	-	-
Secondary products and miscellaneous receipts.....		322122-SM1						
Paperboard mills.....	32213		12/82	257.1	260.7	260.9	0.7	0.1
Paperboard mills.....	322130		12/82	257.4	261.0	261.1	0.7	0.0
Primary products.....		322130-P	12/82	245.3	249.0	249.1	0.8	0.0
Unbleached kraft packaging & industrial converting paperboard (80 percent or more virgin wood).....		322130-1	12/82	237.6	242.1	242.1	0.5	0.0
Semichemical paperboard, incl. corrugating medium (75% or more virgin woodpulp).....		322130-5	12/82	260.7	265.6	265.6	-0.7	0.0
Recycled paperboard.....		322130-7	12/82	285.0	290.2	290.5	3.4	0.1
Secondary products & miscellaneous receipts.....		322130-SM						
Converted paper product mfg.....	3222		12/03	129.7	130.6	130.5	2.8	-0.1
Paper container mfg.....	32221		12/84	211.1	211.6	210.1	1.4	-0.7
Corrugated and solid fiber box manufacturing.....	322211		03/80	275.3	274.8	273.2	1.0	-0.6
Primary products.....		322211-P	03/80	278.4	277.7	275.8	0.5	-0.7
Corrugated and solid fiber boxes, including pallets.....		322211-0	03/80	278.4	277.7	275.8	0.5	-0.7
Corrugated shipping containers for food and beverages and carryout boxes for retail food.....		322211-01	03/80	244.9	244.9	244.6	0.0	-0.1
Corrugated shipping containers for paper and allied products.....		322211-02	03/80	287.6	292.6	283.9	-0.4	-3.0
Corrugated shipping containers for metal and electrical products.....		322211-03	06/02	152.9	152.9	152.3	0.4	-0.4
Corrugated shipping containers for all other end uses.....		322211-04	03/80	283.2	280.7	281.0	-0.5	0.1
Corrugated paperboard in sheets and rolls, lined and unlined.....		322211-05	03/80	224.5	220.1	220.1	-2.0	0.0
Other corrugated and solid fiber products.....		322211-06	06/02	163.9	164.0	161.6	3.2	-1.5
Secondary products and miscellaneous receipts.....		322211-SM						
Miscellaneous receipts.....		322211-M	06/02	157.9	157.3	158.9	8.7	1.0
Secondary products.....		322211-S	12/90	138.6	143.4	143.4	6.9	0.0
Folding paperboard box manufacturing.....	322212		12/83	158.6	159.7	160.4	3.4	0.4
Primary products.....		322212-P	12/83	158.0	159.2	159.9	3.4	0.4
Folding paperboard boxes, packaging, and packaging components.....		322212-0	12/83	158.0	159.2	159.9	3.4	0.4

See footnotes at end of table.

**Table 5. Producer price indexes for the net output of selected industries and their products, not seasonally adjusted — Continued**

Industry and product <sup>1</sup>	Industry code	Product code	Index base	Index			Percent change to Aug. 2011 from:	
				Apr. 2011 <sup>2</sup>	July 2011 <sup>2</sup>	Aug. 2011 <sup>2</sup>	Aug. 2010	July 2011
Folding paperboard box manufacturing - Continued								
Folding paperboard boxes for dry food and produce, including pet and animal food.....		322212-01	12/10	100.3	100.5	100.5	-	0.0
Folding paperboard boxes for bottled and canned beverages, incl. alcoholic and non-alcoholic.....		322212-02	12/10	100.6	100.6	100.6	-	0.0
Folding paperboard boxes for cosmetic and medicinal products.....		322212-03	12/10	100.1	105.5	105.4	-	-0.1
Folding paperboard boxes for paper goods or products, including book mailers.....		322212-04	12/10	99.5	101.0	101.0	-	0.0
Folding paperboard boxes for fresh bakery products, butter, and ice cream and food pails.....		322212-05	12/10	101.6	101.1	101.5	-	0.4
Folding paperboard boxes and packaging components for all other end uses.....		322212-06	12/10	101.0	101.5	102.5	-	1.0
Secondary products and miscellaneous receipts.....		322212-SM						
Secondary products.....		322212-S	12/83	161.3	161.3	161.3	3.0	0.0
Setup paperboard box manufacturing.....	322213		12/83	210.9	211.1	211.0	3.0	0.0
Primary products.....		322213-P	12/83	206.8	206.8	206.8	2.5	0.0
Setup (rigid) paperboard boxes.....		322213-0	12/83	206.8	206.8	206.8	2.5	0.0
Secondary and miscellaneous products.....		322213-SM						
Secondary products.....		322213-S	12/83	266.2	-	-	-	-
Fiber can, tube, and drum manufacturing.....	322214		12/85	243.1	246.3	246.4	3.1	0.0
Primary products.....		322214-P	12/85	248.0	251.6	251.6	3.2	0.0
Paperboard fiber drums with ends of any material.....		322214-1	12/85	291.9	296.7	296.7	4.4	0.0
Fiber cans, tubes, and similar fiber products.....		322214-3	12/85	239.5	242.8	242.9	2.9	0.0
Fiber cans, all fiber and composite.....		322214-31	12/85	213.9	215.4	215.4	0.7	0.0
Fiber cores and tubes.....		322214-32	12/85	257.9	262.7	262.8	4.1	0.0
Paperboard cones, reels, spools, bobbins, blocks, and all vulcanized fiber products.....		322214-33	12/02	111.4	111.4	111.7	3.3	0.3
Secondary products and miscellaneous receipts.....		322214-SM						
Nonfolding sanitary food container mfg.....	322215		06/85	234.2	241.7	230.0	-0.9	-4.8
Primary products.....		322215-P	06/85	225.1	233.2	221.7	-1.2	-4.9
Secondary products and miscellaneous receipts.....		322215-SM						
Paper bag & coated & treated paper mfg.....	32222		12/03	127.3	130.1	131.5	6.6	1.1
Coated and laminated packaging materials mfg.....	322221		12/03	120.9	122.7	123.1	3.0	0.3
Primary products.....		322221-P	12/03	120.8	122.9	122.9	3.3	0.0
Single-web paper, rolls and sheets, including waxed, for flexible packaging uses.....		322221-1	12/87	175.0	178.8	178.8	3.4	0.0
Multweb laminated rolls and sheets, except foil, for flexible packaging uses.....		322221-3	12/03	118.7	120.0	119.8	3.0	-0.2
Secondary products and miscellaneous receipts.....		322221-SM						
Coated and laminated paper manufacturing.....	322222		12/03	129.2	132.5	134.4	7.9	1.4
Primary products.....		322222-P	12/03	128.1	131.9	132.9	7.8	0.8
All other coated and processed papers.....		322222-B	06/07	118.0	119.8	124.2	10.8	3.7
Printing paper, coated at establishments other than where paper was produced.....		322222-1	12/82	201.4	-	-	-	-
Pressure-sensitive products.....		322222-5	12/82	184.4	190.8	190.5	7.2	-0.2
Pressure-sensitive single-faced tape, film backing, excluding electrical.....		322222-52	06/07	115.2	120.4	116.9	3.5	-2.9
All other pressure-sensitive tape, excluding surgical and rubber-backed.....		322222-53	06/07	113.4	116.2	115.6	4.9	-0.5
Pressure-sensitive base stock for labels.....		322222-54	06/07	120.9	124.1	123.9	11.1	-0.2
Wallcoverings.....		322222-6	06/85	145.9	150.1	150.1	2.9	0.0
Secondary products and miscellaneous receipts.....		322222-SM						
Miscellaneous receipts.....		322222-M	12/03	104.9	-	-	-	-
Secondary products.....		322222-S	12/03	146.2	146.5	152.4	7.2	4.0
Plastics, foil, and coated paper bag mfg.....	322223		12/03	134.1	130.4	130.3	4.0	-0.1
Primary products.....		322223-P	12/03	139.5	134.7	134.6	5.6	-0.1
Secondary products and miscellaneous receipts.....		322223-SM						
Uncoated paper and multiwall bag mfg.....	322224		12/90	147.7	151.6	153.7	5.6	1.4
Primary products.....		322224-P	12/90	147.7	152.9	155.1	5.9	1.4
Uncoated single-web paper grocers' bags and sacks and variety and shopping bags.....		322224-1	12/83	286.8	307.9	318.8	12.3	3.5
Uncoated paper grocers' bags and sacks.....		322224-11	12/10	107.1	112.9	115.4	-	2.2
Uncoated paper variety bags and pouches (merchandise) and shopping bags.....		322224-12	12/10	100.4	112.5	122.1	-	8.5
All other uncoated paper bags and pouches (including specialty bags, mothproof bags, etc.).....		322224-13	12/10	100.4	106.4	106.4	-	0.0
Shipping sacks and multiwall bags, all materials, except textiles.....		322224-3	12/83	261.3	264.6	265.3	2.4	0.3
Single and double wall shipping sacks and bags, all materials, except textiles.....		322224-31	12/10	101.8	103.7	104.0	-	0.3

See footnotes at end of table.

**Table 5. Producer price indexes for the net output of selected industries and their products, not seasonally adjusted — Continued**

Industry and product <sup>1</sup>	Industry code	Product code	Index base	Index			Percent change to Aug. 2011 from:	
				Apr. 2011 <sup>2</sup>	July 2011 <sup>2</sup>	Aug. 2011 <sup>2</sup>	Aug. 2010	July 2011
Uncoated paper and multiwall bag mfg. - Continued								
Multiwall (three-ply or more) shipping sacks and bags, all materials, except textiles.....		322224-32	12/10	100.9	102.1	102.3	-	0.2
Secondary products and miscellaneous receipts.....		322224-SM						
Secondary products.....		322224-S	12/90	130.6	128.1	128.3	6.2	0.2
Flexible packaging foil manufacturing.....	322225		12/03	102.1	105.3	104.2	-1.6	-1.0
Primary products.....		322225-P	12/03	105.2	109.5	108.1	0.3	-1.3
Laminated aluminum foil rolls & sheets for flexible packaging uses.....		322225-0	12/84	120.5	125.3	123.7	0.2	-1.3
Secondary products and miscellaneous receipts.....		322225-SM						
Surface-coated paperboard manufacturing.....	322226		12/03	134.8	135.9	135.9	10.5	0.0
Primary products.....		322226-P	12/03	135.7	136.8	136.8	10.5	0.0
Pasted, lined, laminated, or surface-coated paperboard. . . .		322226-0	12/84	240.5	242.5	242.5	10.5	0.0
Stationery product mfg.....	32223		12/03	126.0	126.4	126.8	2.8	0.3
Die-cut paper and paperboard office supplies manufacturing. . . .	322231		12/03	136.9	139.0	139.1	5.1	0.1
Primary products.....		322231-P	12/03	142.2	144.8	144.9	5.5	0.1
Die-cut paper and paperboard office supplies.....		322231-1	12/89	132.9	136.3	136.3	8.9	0.0
Hanging and expandable file folders, all types and materials.....		322231-11	06/07	120.9	122.7	122.7	10.8	0.0
Other file folders (incl. file jackets/pockets), all types and materials.....		322231-12	06/07	118.8	124.7	124.7	11.8	0.0
Other die-cut paper and paperboard office supplies. . . . .		322231-13	06/07	110.5	110.5	110.5	4.9	0.0
Paper supplies for business machines and other misc. unprinted office supplies.....		322231-3	06/85	192.7	194.9	195.2	2.6	0.2
Secondary products and miscellaneous receipts.....		322231-SM						
Secondary products.....		322231-S	12/03	122.7	122.7	-	-	-
Envelope manufacturing.....	322232		12/84	157.7	156.8	157.9	0.4	0.7
Primary products.....		322232-P	12/84	152.9	151.7	152.8	0.3	0.7
Envelopes, commercial, all types and materials.....		322232-0	12/84	152.9	151.7	152.8	0.3	0.7
Secondary products and miscellaneous receipts.....		322232-SM						
Miscellaneous receipts.....		322232-M	03/91	178.4	182.6	-	-	-
Stationery and related product manufacturing.....	322233		06/85	174.4	174.1	174.2	3.3	0.1
Primary products.....		322233-P	06/85	187.3	186.8	187.1	3.0	0.2
Stationery.....		322233-1	06/85	178.7	178.7	179.7	3.7	0.6
Tablets, pads & related products.....		322233-3	06/85	191.5	190.9	190.8	2.8	-0.1
Secondary products and miscellaneous receipts.....		322233-SM						
Secondary products.....		322233-S	06/85	144.1	144.1	144.1	1.5	0.0
Other converted paper product mfg.....	32229		12/03	116.4	117.1	117.3	2.8	0.2
Sanitary paper product manufacturing.....	322291		12/03	112.6	114.0	114.0	3.4	0.0
Primary products.....		322291-P	06/83	167.8	170.1	170.0	3.5	-0.1
Disposable diapers and similar disposable products, made from purchased materials.....		322291-2	12/03	96.4	96.4	96.4	0.4	0.0
Sanitary tissue paper products, made from purchased materials.....		322291-5	12/03	132.2	135.5	135.4	6.4	-0.1
Secondary products and miscellaneous receipts.....		322291-SM						
Secondary receipts.....		322291-S	06/83	158.6	159.0	160.0	-	0.6
All other converted paper product manufacturing.....	322299		12/03	125.1	124.3	124.9	1.8	0.5
Primary products.....		322299-P	12/03	122.3	121.4	122.0	2.1	0.5
Molded pulp goods, including egg cartons, florist pots, food trays, etc.....		322299-1	12/03	124.1	124.0	124.1	-1.6	0.1
Miscellaneous converted paper and paperboard products... .		322299-3	12/03	121.3	120.3	121.0	2.6	0.6
Secondary products & miscellaneous receipts.....		322299-SM						
Secondary products.....		322299-S	12/03	154.0	154.1	156.4	3.4	1.5
Printing and related support activities.....	323		12/03	111.7	111.6	111.9	1.8	0.3
Printing and related support activities.....	3231		12/03	111.8	111.7	112.0	1.8	0.3
Printing.....	32311		12/03	112.3	112.3	112.6	2.0	0.3
Commercial lithographic printing.....	323110		06/82	168.1	168.5	168.6	1.1	0.1
Primary products.....		323110-P	06/82	165.2	165.4	165.4	0.9	0.0
General job printing, nec (lithographic) (offset).....		323110-B	12/01	106.7	107.7	107.8	1.1	0.1
Magazine and periodical printing (lithographic) (offset).....		323110-1	06/82	139.3	138.9	138.9	2.3	0.0
Label and wrapper printing (lithographic) (offset).....		323110-3	06/82	142.9	144.2	144.2	0.4	0.0
Catalog and directory printing (lithographic) (offset).....		323110-5	06/82	146.1	145.5	145.6	0.2	0.1
Financial and legal printing (lithographic) (offset).....		323110-7	06/82	166.5	166.0	166.0	2.2	0.0
Advertising printing (lithographic) (offset).....		323110-9	06/82	153.0	152.9	152.9	0.1	0.0
Direct mail advertising printing (lithographic) incl. circulars, cards, etc.....		323110-91	12/88	128.1	127.8	127.8	0.0	0.0
Advertising printing (lithographic) except direct mail advertising.....		323110-93	06/09	101.3	101.4	101.4	0.2	0.0

See footnotes at end of table.

**Table 5. Producer price indexes for the net output of selected industries and their products, not seasonally adjusted — Continued**

Industry and product <sup>1</sup>	Industry code	Product code	Index base	Index			Percent change to Aug. 2011 from:	
				Apr. 2011 <sup>2</sup>	July 2011 <sup>2</sup>	Aug. 2011 <sup>2</sup>	Aug. 2010	July 2011
Commercial lithographic printing - Continued								
Secondary products and miscellaneous receipts.....		323110-SM						
Miscellaneous receipts.....		323110-M	06/82	174.5	177.0	177.0	1.4	0.0
Secondary products.....		323110-S	06/82	198.0	200.2	200.4	3.5	0.1
Commercial gravure printing.....	323111							
Primary products.....		323111-P	06/82	103.2	101.5	104.1	1.7	2.6
Magazine, periodical, catalog and directory printing (gravure).....		323111-A	12/08	97.3	—	99.0	2.1	—
Label and wrapper printing (gravure).....		323111-4	06/82	129.1	129.2	132.5	4.2	2.6
Advertising printing (gravure).....		323111-7	12/96	89.3	—	89.3	0.1	—
Other commercial and general job printing (gravure).....		323111-9	06/82	107.3	107.6	107.7	1.9	0.1
Secondary products and miscellaneous receipts.....		323111-SM						
Secondary products.....		323111-S	06/82	107.1	107.1	106.2	0.8	-0.8
Commercial flexographic printing.....	323112							
Primary products.....		323112-P	12/03	129.9	130.2	130.4	4.7	0.2
Label and wrapper printing (flexographic).....		323112-1	12/01	130.3	130.5	130.5	4.8	0.0
Other commercial and general job printing (flexographic).....		323112-3	12/01	133.4	133.6	133.7	5.5	0.1
Secondary products and miscellaneous receipts.....		323112-SM						
Secondary products.....		323112-S	12/01	118.6	118.6	118.6	-0.8	0.0
Commercial screen printing.....	323113							
Primary products.....		323113-P	12/03	129.0	129.2	130.7	3.5	1.2
Screen printed labels.....		323113-2	12/01	102.1	103.2	104.0	4.0	0.8
Screen printing on garments, apparel accessories, and other fabric articles, except labels.....		323113-4	06/90	101.9	103.1	104.1	4.5	1.0
Screen printing (except on textiles, apparel, apparel accessories, and labels).....		323113-6	12/06	100.2	100.2	100.2	—	0.0
Screen printed advertising materials.....		323113-62	12/01	129.5	131.1	131.0	4.0	-0.1
Screen printed decalcomanias and pressure sensitives (self-adhesive).....		323113-6	12/06	98.6	100.3	102.6	6.4	2.3
Other commercial and general job printing (screen).....		323113-62	12/01	113.4	116.2	118.0	—	1.5
Secondary products and miscellaneous receipts.....		323113-SM						
Miscellaneous receipts.....		323113-63	12/01	104.3	104.8	106.1	6.6	1.2
Secondary products.....		323113-66	12/01	89.6	90.5	94.4	4.8	4.3
Miscellaneous receipts.....		323113-M	12/03	103.7	104.4	104.3	2.0	-0.1
Secondary products.....		323113-S	12/03	102.3	102.5	102.5	0.1	0.0
Quick printing.....	323114							
Primary products.....		323114-P	12/03	111.8	111.7	112.1	1.5	0.4
Quick printing mfg.....		323114-0	12/01	112.7	112.5	112.6	1.1	0.1
Secondary products and miscellaneous receipts.....		323114-SM						
Miscellaneous receipts.....		323114-M	12/03	114.4	114.2	114.2	1.1	0.0
Secondary products.....		323114-S	12/08	107.5	107.5	107.5	0.7	0.0
Digital printing.....	323115							
Primary products.....		323115-P	12/03	102.2	—	—	—	—
Digital commercial printing.....		323115-0	12/03	100.6	99.5	99.4	1.6	-0.1
Secondary products and miscellaneous receipts.....		323115-SM						
Miscellaneous receipts.....		323115-M	12/03	95.0	92.9	93.0	0.4	0.1
Secondary products.....		323115-S	12/03	99.1	96.8	96.9	0.4	0.1
Manifold business forms printing.....	323116							
Primary products.....		323116-P	12/03	150.0	149.1	149.7	5.3	0.4
Unit set business forms, loose or bound.....		323116-1	12/83	153.4	153.3	153.8	6.6	0.3
Unit set business forms, label/form combination and stock forms.....		323116-11	12/10	359.2	359.7	359.0	5.6	-0.2
All other unit set business forms.....		323116-14	12/10	98.3	98.4	98.4	—	0.0
Manifold books and pegboard accounting systems.....		323116-3	12/83	103.2	103.3	103.1	—	-0.2
Custom continuous business forms.....		323116-5	12/83	253.2	—	256.2	2.2	—
Custom continuous business forms, label/form combination, jumbo roll-feed, & self-mailer types.....		323116-51	12/10	287.5	281.1	283.8	2.1	1.0
Custom continuous business forms, one-part, with or without product affixed.....		323116-52	12/10	99.6	99.7	100.0	—	0.3
All other custom continuous business forms, multiple-part, with one-time carbon.....		323116-55	12/10	100.0	—	100.6	—	—
Checkbooks, incl. inserts and refills, excl. continuous and die-cut.....		323116-9	06/85	100.4	93.6	95.9	—	2.5
Secondary products and miscellaneous receipts.....		323116-SM						
Secondary products.....		323116-S	12/03	254.5	254.7	254.6	—	0.0
Books printing.....	323117							
Primary products.....		323117-P	12/83	137.7	130.0	130.0	-3.4	0.0
Pamphlet printing and binding or printing only (excluding advertising pamphlets).....		323117-C	06/93	161.4	159.5	159.6	-0.3	0.1
Textbook printing and binding.....		323117-1	06/93	163.9	162.0	162.2	-0.1	0.1
Technical, scientific, & professional book printing & binding.....		323117-3	06/93	171.4	171.4	—	—	—
				97.4	96.0	96.2	-1.0	0.2
				108.9	102.4	102.4	-4.9	0.0

See footnotes at end of table.

**Table 5. Producer price indexes for the net output of selected industries and their products, not seasonally adjusted — Continued**

Industry and product <sup>1</sup>	Industry code	Product code	Index base	Index			Percent change to Aug. 2011 from:	
				Apr. 2011 <sup>2</sup>	July 2011 <sup>2</sup>	Aug. 2011 <sup>2</sup>	Aug. 2010	July 2011
Books printing - Continued								
Religious book printing and binding.....		323117-5	06/93	117.9	118.2	118.2	0.9	0.0
General book (trade, etc.) printing & binding.....		323117-7	06/93	114.5	114.2	114.4	0.4	0.2
Other book printing and binding.....		323117-9	06/93	138.5	138.5	138.5	2.5	0.0
Secondary products and miscellaneous receipts.....		323117-SM						
Secondary products.....		323117-S	12/83	145.0	141.1	141.2	-2.4	0.1
Blankbook and looseleaf binder manufacturing.....	323118		12/03	122.1	123.7	123.6	2.1	-0.1
Primary products.....		323118-P	12/03	124.5	126.0	126.0	2.1	0.0
Blankbook making, except checkbooks.....		323118-1	12/91	147.1	149.1	149.1	2.8	0.0
Looseleaf binders, devices, and forms.....		323118-3	06/85	177.9	179.9	179.8	1.8	-0.1
Secondary products and miscellaneous receipts.....		323118-SM						
Secondary products.....		323118-S	12/03	114.1	115.5	115.2	-1.0	-0.3
Other commercial printing.....	323119		12/03	104.3	103.6	104.3	0.9	0.7
Primary products.....		323119-P	12/03	103.6	103.5	104.6	2.2	1.1
All other commercial printing, n.e.c.....		323119-0	06/09	101.6	101.4	102.5	2.2	1.1
Secondary products and miscellaneous receipts.....		323119-SM						
Support activities for printing.....	32312		12/03	101.1	99.1	99.1	-1.6	0.0
Tradebinding and related work.....	323121		12/85	156.6	157.4	157.3	1.0	-0.1
Primary products.....		323121-P	12/85	153.4	154.3	154.2	1.1	-0.1
Edition, library, and other hardcover bookbinding.....		323121-1	12/85	164.8	164.8	164.8	2.7	0.0
Softcover, pamphlet, sample book, and other binding of books and materials printed elsewhere.....		323121-5	12/06	101.1	102.5	102.5	1.1	0.0
Miscellaneous binding and postpress work.....		323121-7	12/06	99.6	99.6	99.6	0.0	0.0
Secondary products and miscellaneous receipts.....		323121-SM						
Prepress services.....	323122		12/03	98.6	95.1	95.1	-3.2	0.0
Primary products.....		323122-P	12/03	99.3	95.5	95.5	-3.6	0.0
Prepress services, except platemaking.....		323122-1	12/03	99.4	94.5	94.4	-4.7	-0.1
Printing plates, prepared for printing, excl. blank plates.....		323122-3	12/03	99.2	99.8	99.8	0.6	0.0
Secondary products and miscellaneous receipts.....		323122-SM						
Miscellaneous receipts.....		323122-M	12/03	90.1	-	-	-	-
Secondary products.....		323122-S	12/03	93.7	92.9	93.6	-0.5	0.8
Petroleum and coal products manufacturing.....	324		12/84	393.8	395.4	379.5	33.4	-4.0
Petroleum and coal products mfg.....	3241		12/84	393.8	395.4	379.5	33.4	-4.0
Petroleum refineries.....	32411		06/85	405.9	405.7	388.4	35.1	-4.3
Petroleum refineries.....	324110		06/85	405.8	405.7	388.4	35.1	-4.3
Primary products.....		324110-P	06/85	416.2	416.5	398.1	36.2	-4.4
Unfinished oils and lubricating oil base stock.....		324110-J	06/85	561.5	614.0	545.6	39.2	-11.1
Light fuel oils.....		324110-L	06/85	409.6	392.4	373.7	34.0	-4.8
Home heating oil and other distillates, NEC.....		324110-L1	06/85	380.5	357.9	356.0	37.0	-0.5
Diesel fuel.....		324110-L2	06/85	425.4	410.1	384.6	32.9	-6.2
Liquefied refinery gases, including other aliphatics (feed stock and other uses).....		324110-R	06/85	1,007.3	1,051.1	1,066.5	43.9	1.5
Other finished petroleum products, including waxes.....		324110-T	06/85	715.8	844.3	795.9	49.9	-5.7
Gasoline, including finished base stocks and blending agents.....		324110-1	06/85	364.6	353.9	337.6	32.9	-4.6
Motor gasoline, including finished base stocks and blending agents.....		324110-12	06/85	367.5	356.8	340.4	33.6	-4.6
Regular gasoline.....		324110-121	06/85	360.2	349.2	334.2	34.1	-4.3
Mid-premium gasoline.....		324110-122	12/87	532.6	517.7	486.0	33.4	-6.1
Premium gasoline.....		324110-123	06/85	358.8	350.8	331.6	31.0	-5.5
Jet fuel.....		324110-2	06/85	397.5	395.9	388.5	46.6	-1.9
Kerosene, except jet fuel.....		324110-3	06/85	438.2	421.1	392.3	33.8	-6.8
Heavy fuel oils, including No. 5, No. 6, heavy diesel, gas enrichment oils, etc.....		324110-5	06/85	391.5	392.1	388.7	34.9	-0.9
Asphalt.....		324110-9	06/85	208.7	263.3	274.9	19.6	4.4
Asphalt paving and roofing materials mfg.....	32412		12/84	241.0	257.8	256.6	8.0	-0.5
Asphalt paving mixture & block mfg.....	324121		06/81	291.5	306.7	305.8	7.9	-0.3
Primary products.....		324121-P	06/81	293.5	309.4	308.5	8.1	-0.3
Asphalt paving mixtures & blocks.....		324121-0	06/81	293.5	309.4	308.5	8.1	-0.3
Emulsified asphalt, including liquid additives.....		324121-0111	12/04	210.6	223.1	219.8	10.2	-1.5
Other liquid asphalt and tar paving materials, including cut-backs.....		324121-0121	12/04	252.8	271.7	270.2	10.5	-0.6
Asphalt and tar paving mixt. (excl liquid), incl bitum. or asph. concrete, asph. paving cement.....		324121-0131	12/04	186.8	196.5	196.7	7.5	0.1
Other asphaltic paving mixtures, excluding brick, concrete, granite, or stone.....		324121-0141	12/09	100.4	101.1	101.6	1.2	0.5
Secondary products and miscellaneous receipts.....		324121-SM						
Miscellaneous receipts.....		324121-M	12/04	128.8	131.8	130.6	5.3	-0.9

See footnotes at end of table.

**Table 5. Producer price indexes for the net output of selected industries and their products, not seasonally adjusted — Continued**

Industry and product <sup>1</sup>	Industry code	Product code	Index base	Index			Percent change to Aug. 2011 from:	
				Apr. 2011 <sup>2</sup>	July 2011 <sup>2</sup>	Aug. 2011 <sup>2</sup>	Aug. 2010	July 2011
Asphalt paving mixture & block mfg. - Continued								
Secondary products.....		324121-S	06/81	268.1	271.2	271.4	3.4	0.1
Asphalt shingle and coating materials mfg.....	324122		06/84	222.2	243.1	241.3	8.0	-0.7
Primary products.....		324122-P	06/84	223.8	246.4	244.5	7.9	-0.8
Roofing asphalts and pitches, coatings, and cements.....		324122-1	06/84	230.5	239.6	239.6	13.2	0.0
Prepared asphalt & tar roofing & siding products, incl. saturated felts for nonbuilding use.....		324122-2	06/84	219.3	244.0	241.8	7.0	-0.9
Secondary products and miscellaneous receipts.....		324122-SM						
Miscellaneous receipts.....		324122-M	12/91	179.4	179.4	179.4	6.5	0.0
Secondary products.....		324122-S	06/84	210.7	211.2	211.4	13.6	0.1
Other petroleum and coal products mfg.....	32419		12/84	367.9	399.2	402.8	20.3	0.9
Petroleum lubricating oil and grease manufacturing.....	324191		12/80	400.8	446.3	451.9	21.1	1.3
Primary products.....		324191-P	12/80	418.1	468.3	474.5	22.0	1.3
Petroleum lubricating oils and greases, made from refined petroleum.....		324191-0	12/80	418.1	468.3	474.5	22.0	1.3
Lubricating oils incl. hydraulic fluids, quenching and cutting oils, and transformer oils etc.....		324191-011	12/80	426.3	480.6	487.9	23.4	1.5
Lubricating greases, made from refined petroleum.....		324191-012	12/80	347.6	368.9	367.8	11.1	-0.3
Secondary products and miscellaneous receipts.....		324191-SM						
Miscellaneous receipts.....		324191-M	12/80	261.5	—	—	—	—
Secondary products.....		324191-S	12/80	256.7	261.7	261.6	10.2	0.0
All other petroleum and coal products mfg.....	324199		12/03	263.3	259.4	257.9	17.0	-0.6
Primary products.....		324199-P	12/03	273.7	269.4	267.8	17.5	-0.6
Coke oven and blast furnace products, made in coke oven establishments.....		324199-1Y	12/09	138.6	130.8	134.0	16.7	2.4
All other petroleum and coal products (excl. coke oven products), made in coke oven estab.....		324199-2	12/02	285.3	286.6	280.7	17.8	-2.1
Secondary products and miscellaneous receipts.....		324199-SM						
Chemical mfg.....	325		12/84	250.2	255.2	254.8	9.0	-0.2
Basic chemical mfg.....	3251		12/84	352.8	360.6	359.0	17.5	-0.4
Petrochemical mfg.....	32511		12/03	246.3	243.2	247.6	43.5	1.8
Petrochemical manufacturing.....	325110		12/03	247.6	244.6	248.9	43.4	1.8
Primary products.....		325110-P	12/03	300.6	296.6	300.8	51.6	1.4
Aromatics (benzene, toluene, xylene, etc), made in petrochemical plants.....		325110-1	05/83	395.8	368.2	376.1	52.6	2.1
Liquefied refinery gases (aliphatics), made in petrochemical plants.....		325110-4	06/01	325.2	337.1	340.1	50.9	0.9
Secondary products and miscellaneous receipts.....		325110-SM						
Secondary products.....		325110-S	12/03	191.7	189.8	196.9	27.8	3.7
Industrial gas mfg.....	32512		12/03	132.1	138.1	135.3	4.7	-2.0
Industrial gas manufacturing.....	325120		12/03	132.0	138.0	135.2	4.7	-2.0
Primary products.....		325120-P	06/81	207.7	217.9	213.0	5.0	-2.2
Oxygen.....		325120-A	06/81	232.5	262.2	251.6	13.6	-4.0
Argon and hydrogen.....		325120-C	06/09	98.3	102.8	99.7	3.1	-3.0
Fluorocarbon and other industrial gases.....		325120-T	06/09	120.2	118.4	120.1	1.3	1.4
Acetylene.....		325120-1	06/81	295.2	332.6	323.5	8.2	-2.7
Carbon dioxide.....		325120-4	06/81	357.8	363.9	363.4	3.6	-0.1
Nitrogen.....		325120-7	06/81	138.7	149.6	143.0	6.3	-4.4
Secondary products and miscellaneous receipts.....		325120-SM						
Synthetic dye and pigment mfg.....	32513		12/03	137.1	138.6	140.9	15.2	1.7
Inorganic dye and pigment manufacturing.....	325131		06/83	221.4	221.4	227.7	20.0	2.8
Primary products.....		325131-P	06/83	216.2	216.9	218.3	18.1	0.6
Titanium dioxide, composite and pure.....		325131-1	06/83	224.0	222.2	225.4	25.2	1.4
Chrome colors and other inorganic pigments.....		325131-7	06/83	255.9	254.2	256.5	4.2	0.9
Chrome colors.....		325131-71	12/01	194.9	191.4	192.4	5.5	0.5
Iron oxide pigments.....		325131-72	06/83	208.3	207.6	204.2	0.3	-1.6
All other inorganic pigments, including white extender pigments and ceramic color pigments.....		325131-73	12/97	166.7	166.8	169.9	4.4	1.9
Secondary products and miscellaneous receipts.....		325131-SM						
Synthetic organic dye and pigment mfg.....	325132		12/03	119.0	122.4	122.1	9.0	-0.2
Primary products.....		325132-P	12/03	114.4	118.1	117.8	7.7	-0.3
Synthetic organic dyes.....		325132-1	12/82	104.6	107.3	106.8	3.6	-0.5
Synthetic organic pigments, lakes, and toners.....		325132-4	12/82	153.5	158.9	158.7	10.0	-0.1
Secondary products and miscellaneous receipts.....		325132-SM						
Other basic inorganic chemical manufacturing.....	32518		12/03	239.4	244.6	245.4	12.3	0.3
Other basic inorganic chemical manufacturing.....	325180		12/10	103.8	106.0	106.4	—	0.4
Primary products.....		325180-P	12/10	105.0	105.8	105.9	—	0.1

See footnotes at end of table.

**Table 5. Producer price indexes for the net output of selected industries and their products, not seasonally adjusted — Continued**

Industry and product <sup>1</sup>	Industry code	Product code	Index base	Index			Percent change to Aug. 2011 from:	
				Apr. 2011 <sup>2</sup>	July 2011 <sup>2</sup>	Aug. 2011 <sup>2</sup>	Aug. 2010	July 2011
Other basic inorganic chemical manufacturing - Continued								
Carbon black.....		325180-2	12/83	312.2	326.3	323.9	13.1	-0.7
All other basic inorganic chemicals.....		325180-8	12/82	359.8	357.6	357.9	13.9	0.1
Potassium and sodium compounds, excluding bleaches, alkalies, and alum.....		325180-8A	12/82	375.7	378.7	381.3	10.9	0.7
All other inorganic chemicals.....		325180-8H	12/03	365.6	361.3	360.6	18.6	-0.2
Sulfuric and other inorganic acids, excluding nitric and phosphoric.....		325180-81	12/10	107.3	109.2	107.7	—	-1.4
Sulfuric acid.....		325180-811	12/82	120.0	124.4	123.6	—	-0.6
Other inorganic aluminum compounds.....		325180-87	12/82	218.8	218.6	223.5	10.8	2.2
Secondary products and miscellaneous receipts.....		325180-SM						
Miscellaneous receipts.....		325180-M	12/10	—	109.7	109.7	—	0.0
Secondary products.....		325180-S	12/10	100.0	92.5	100.0	—	8.1
Other basic organic chemical mfg.....	32519		12/03	174.0	180.0	176.8	14.6	-1.8
Ethyl alcohol manufacturing.....	325193		12/03	198.1	196.1	214.8	53.0	9.5
Primary products.....		325193-P	12/82	288.3	284.6	319.0	77.0	12.1
Ethyl alcohol.....		325193-0	12/82	288.3	284.6	319.0	77.0	12.1
Secondary products and miscellaneous receipts.....		325193-SM						
Secondary products.....		325193-S	12/03	169.7	169.2	174.3	11.4	3.0
Gum and wood chemical manufacturing.....	325194		06/11	—	98.4	101.9	—	3.6
Primary products.....		325194-P	06/11	—	98.2	102.2	—	4.1
Gum and wood chemicals, including wood distillation products.....		325194-1	06/84	404.9	410.5	408.6	35.0	-0.5
Cyclic crude and intermediate chemicals.....		325194-2	12/03	159.2	163.2	171.9	25.1	5.3
Cyclic intermediate chemicals.....		325194-21	12/82	196.2	—	—	—	—
Secondary products and miscellaneous receipts.....		325194-SM						
Secondary products.....		325194-S	06/11	—	101.3	98.6	—	-2.7
All other basic organic chemical manufacturing.....	325199		12/03	183.8	190.8	185.4	11.8	-2.8
Primary products.....		325199-P	12/82	316.2	329.9	318.6	13.1	-3.4
Reagent and high-purity grades of organic chemicals refined from purchased technical grades.....		325199-C	12/08	102.1	104.0	—	—	—
Natural organic chemicals.....		325199-D	12/08	115.7	117.3	119.1	14.9	1.5
Synthetic organic alcohols, mixed and unmixed.....		325199-G	12/06	156.3	159.3	—	—	—
Synthetic organic chemicals for use as flavor and perfume materials.....		325199-H	12/03	115.2	114.5	116.4	4.6	1.7
Synthetic organic plasticizers.....		325199-N	12/03	150.4	157.7	157.4	3.9	-0.2
Other synthetic organic chemicals.....		325199-R	12/03	138.5	144.8	144.8	10.6	0.0
Miscellaneous end use chemicals and chemical products, excluding urea.....		325199-T	12/82	309.2	323.4	323.6	14.3	0.1
Miscellaneous cyclic and acyclic chemicals and chemical products, excluding fatty acid esters.....		325199-V	12/82	353.5	371.6	321.9	6.1	-13.4
Fatty acids.....		325199-1	06/85	281.0	302.4	290.7	36.5	-3.9
Secondary products and miscellaneous receipts.....		325199-SM						
Miscellaneous receipts.....		325199-M	12/82	1,287.5	1,287.5	1,287.5	0.3	0.0
Secondary products.....		325199-S	12/82	245.7	249.8	250.3	8.4	0.2
Resin, synthetic rubber, and artificial/synthetic fiber/filaments mfg.....	3252		12/84	208.8	223.3	220.0	14.8	-1.5
Resin and synthetic rubber mfg.....	32521		12/03	170.0	182.2	179.4	15.0	-1.5
Plastics material and resin mfg.....	325211		12/80	271.0	287.2	280.6	12.2	-2.3
Primary products.....		325211-P	12/80	245.6	261.7	255.1	13.0	-2.5
Thermoplastic resins and plastics materials.....		325211-1	12/80	244.3	262.1	254.3	14.2	-3.0
Thermosetting resins and plastics materials.....		325211-4	12/80	248.0	252.7	254.0	6.1	0.5
Secondary products and miscellaneous receipts.....		325211-SM						
Miscellaneous receipts.....		325211-M	12/98	114.1	121.0	121.0	14.6	0.0
Secondary products.....		325211-S	12/80	454.3	467.4	461.6	8.2	-1.2
Synthetic rubber manufacturing.....	325212		06/81	273.7	313.8	322.5	32.7	2.8
Primary products.....		325212-P	06/81	273.5	320.5	330.9	37.2	3.2
Synthetic rubber (vulcanizable elastomers).....		325212-0	06/81	273.5	320.5	330.9	37.2	3.2
Secondary products and miscellaneous receipts.....		325212-SM						
Artificial fibers and filaments manufacturing.....	32522		12/03	116.6	121.6	120.8	12.5	-0.7
Artificial fibers and filaments manufacturing.....	325220		06/81	118.7	123.7	122.9	12.4	-0.6
Primary products.....		325220-P	06/81	119.1	124.8	123.9	12.9	-0.7
Noncellulosic organic (synthetic) fibers.....		325220-2	06/81	119.1	124.8	123.8	12.9	-0.8
Polyester fibers.....		325220-27	12/89	112.0	121.7	117.4	17.3	-3.5
Other noncellulosic organic fibers, incl. polyamide, polyolefin, and producer-textured.....		325220-29	06/11	—	—	99.5	—	—
Nylon and other polyamide fibers.....		325220-291	12/89	102.4	—	—	—	—
Polyolefin fibers.....		325220-294	12/89	226.5	—	—	—	—
Secondary products and miscellaneous receipts.....		325220-SM						

See footnotes at end of table.



**Table 5. Producer price indexes for the net output of selected industries and their products, not seasonally adjusted — Continued**

Industry and product <sup>1</sup>	Industry code	Product code	Index base	Index			Percent change to Aug. 2011 from:	
				Apr. 2011 <sup>2</sup>	July 2011 <sup>2</sup>	Aug. 2011 <sup>2</sup>	Aug. 2010	July 2011
Pesticide, fertilizer, and other agricultural chemical mfg. ....	3253		12/84	241.2	239.8	241.3	21.9	0.6
Fertilizer mfg. ....	32531		12/03	225.3	223.1	224.9	34.8	0.8
Nitrogenous fertilizer manufacturing. ....	325311		12/79	386.5	405.9	405.9	45.3	0.0
Primary products. ....		325311-P	12/79	375.1	393.7	393.8	46.1	0.0
Synthetic ammonia, nitric acid, and ammonium compounds. ....		325311-1	12/79	414.4	420.3	419.2	42.3	-0.3
Urea. ....		325311-4	12/79	230.2	270.4	272.7	59.6	0.9
Fertilizer materials of organic origin, incl. activated sewage sludge, processed tankage, etc. ....		325311-7	06/03	137.1	137.6	138.2	24.2	0.4
Secondary products and miscellaneous receipts. ....		325311-SM						
Secondary products. ....		325311-S	12/79	449.5	479.7	478.9	33.7	-0.2
Phosphatic fertilizer manufacturing. ....	325312		12/79	441.1	415.1	422.4	38.9	1.8
Primary products. ....		325312-P	12/79	366.1	341.1	348.3	37.7	2.1
Phosphoric acid, superphosphates, and other phosphatic fertilizer materials. ....		325312-A	12/09	187.8	174.9	179.1	38.5	2.4
Mixed fertilizers, made in plants which manufacture fertilizer materials. ....		325312-7	12/79	309.2	289.1	281.3	23.6	-2.7
Secondary products and miscellaneous receipts. ....		325312-SM						
Fertilizer, mixing only, manufacturing. ....	325314		12/79	228.2	230.0	230.4	10.4	0.2
Primary products. ....		325314-P	12/79	226.3	228.2	228.3	10.1	0.0
Mixed fertilizers, mixing only. ....		325314-0	06/86	201.0	202.7	202.8	10.1	0.0
Mixed fertilizers, dry, mixing only. ....		325314-01	06/03	153.8	155.3	156.1	8.5	0.5
Mixed fertilizers, liquid, mixing only. ....		325314-02	06/86	220.4	220.8	213.2	23.0	-3.4
Secondary products and miscellaneous receipts. ....		325314-SM						
Miscellaneous receipts. ....		325314-M	12/79	180.7	180.7	185.5	8.5	2.7
Secondary products. ....		325314-S	12/79	355.5	356.3	356.8	29.8	0.1
Pesticide and other agricultural chemical mfg. ....	32532		12/03	117.7	118.1	118.3	-0.3	0.2
Pesticide and other agricultural chemical manufacturing. ....	325320		06/82	162.1	162.5	162.9	-0.2	0.2
Primary products. ....		325320-P	06/82	169.8	170.6	170.7	-0.5	0.1
Agricultural and commercial pesticides and chemicals. ....		325320-1	06/03	113.1	113.7	113.8	-1.5	0.1
Lawn and garden pesticides and chemicals. ....		325320-4	06/03	121.9	122.0	123.9	2.7	1.6
Household and institutional pesticides and chemicals. ....		325320-7	06/03	133.1	133.5	133.4	1.6	-0.1
Secondary products and miscellaneous receipts. ....		325320-SM						
Pharmaceutical and medicine mfg. ....	3254		12/84	339.9	341.5	341.5	3.9	0.0
Pharmaceutical and medicine mfg. ....	32541		12/03	141.9	142.6	142.6	3.9	0.0
Medicinal and botanical manufacturing. ....	325411		06/82	179.0	178.0	177.8	-0.4	-0.1
Primary products. ....		325411-P	06/82	182.1	181.0	180.8	-0.4	-0.1
Synthetic organic medicinal chemicals, in bulk. ....		325411-1	06/82	180.3	179.0	178.8	-0.8	-0.1
Medicinals and botanicals, all other medicinal chemicals and botanical products, in bulk. ....		325411-4	06/82	180.6	180.6	180.2	1.1	-0.2
Botanical drugs, alkaloid drugs, naturally occurring vitamins, drugs of animal origin, mixtures. ....		325411-41	12/09	111.6	111.6	111.2	0.6	-0.4
Medicinals and botanicals, in bulk, other organic and inorganic medicinal chemicals. ....		325411-42	12/09	106.7	106.8	107.4	5.3	0.6
Secondary products and miscellaneous receipts. ....		325411-SM						
Secondary products. ....		325411-S	06/82	135.3	135.3	135.3	0.0	0.0
Pharmaceutical preparation manufacturing. ....	325412		06/81	514.9	516.9	516.9	3.9	0.0
Primary products. ....		325412-P	06/81	547.6	549.9	550.0	4.2	0.0
Pharmaceutical preparations, acting on the respiratory system. ....		325412-A	06/01	152.5	157.9	157.7	7.7	-0.1
Bronchial therapy. ....		325412-A111	06/81	849.7	888.6	877.7	7.2	-1.2
Antihistamines. ....		325412-A1111	12/09	102.2	102.2	104.4	2.0	2.2
Bronchodilators. ....		325412-A1112	12/09	125.7	140.5	132.1	16.4	-6.0
Other respiratory preparations. ....		325412-A112	06/01	147.5	149.4	152.8	8.8	2.3
Pharmaceutical preparations, acting on the digestive or the genito-urinary systems. ....		325412-D	06/01	160.3	148.9	150.8	-7.1	1.3
Antispasmodic/antisecretory. ....		325412-D111	06/81	603.8	490.9	517.3	-10.1	5.4
Other digestive or genito-urinary preparations. ....		325412-D112	06/01	141.3	134.9	135.4	-6.9	0.4
Antacids. ....		325412-D113	12/09	95.5	96.6	96.6	-2.8	0.0
Pharmaceutical preparations, acting on the skin. ....		325412-G	06/01	167.4	166.9	164.5	-1.1	-1.4
Emollients and protectives, including burn remedies. ....		325412-G211	12/09	100.5	100.3	100.3	-0.6	0.0
Other pharmaceutical preparations acting on the skin. ....		325412-G311	12/09	101.4	101.1	98.0	-2.9	-3.1
Anti-acne preparations. ....		325412-G411	12/09	108.1	107.4	107.3	1.7	-0.1
Pharmaceutical preparations, vitamin, nutrient, and hematonic preparations. ....		325412-L	06/01	121.4	121.9	122.1	0.7	0.2
Multivitamins. ....		325412-L111	06/81	171.8	172.8	172.7	0.9	-0.1
Other vitamins and nutrients. ....		325412-L112	06/01	127.6	128.0	128.4	0.6	0.3
Pharmaceutical preparations, affecting parasitic and infective diseases (excluding diagnostics). ....		325412-Q	06/01	157.3	159.5	159.7	5.4	0.1
Broad and medium spectrum antibiotics. ....		325412-Q111	06/81	372.5	375.0	373.2	4.3	-0.5

See footnotes at end of table.

**Table 5. Producer price indexes for the net output of selected industries and their products, not seasonally adjusted — Continued**

Industry and product <sup>1</sup>	Industry code	Product code	Index base	Index			Percent change to Aug. 2011 from:	
				Apr. 2011 <sup>2</sup>	July 2011 <sup>2</sup>	Aug. 2011 <sup>2</sup>	Aug. 2010	July 2011
Pharmaceutical preparation manufacturing - Continued								
Systemic antivirals.....		325412-Q112	06/01	163.9	163.9	165.7	4.6	1.1
Other parasitic and infective diseases.....		325412-Q113	06/01	158.6	165.0	165.4	8.1	0.2
Pharmaceutical preparations, for veterinary use (excluding pet flea and tick products).....		325412-T	06/81	156.8	160.4	160.4	6.9	0.0
Pharmaceuticals, affecting neoplasms, the endocrine system, and metabolic diseases.....		325412-1	06/01	174.0	174.2	174.3	2.5	0.1
Cancer therapy products.....		325412-1111	06/81	797.9	797.9	797.9	2.4	0.0
Insulin/antidiabetes products.....		325412-1112	06/81	589.8	612.0	612.0	11.5	0.0
Hormones and oral contraceptives.....		325412-1114	12/09	106.6	103.3	103.6	2.9	0.3
Pharmaceutical preparations, acting on the central nervous system and the sense organs.....		325412-4	06/01	177.4	178.7	178.1	7.0	-0.3
Analgesics.....		325412-4111	06/01	147.5	147.1	147.5	6.3	0.3
Psychotherapeutics.....		325412-4112	06/81	3,944.6	3,973.7	3,925.5	6.0	-1.2
Antidepressants.....		325412-41121	12/87	681.7	682.7	670.2	4.4	-1.8
Other psychotherapeutics, including tranquilizers.....		325412-41123	06/01	216.3	223.2	226.2	12.7	1.3
Other central nervous system and sense organs.....		325412-4113	06/01	148.7	150.7	150.6	7.8	-0.1
Anticonvulsants.....		325412-4114	12/09	116.0	117.4	117.4	10.3	0.0
Pharmaceutical preparations, acting on the cardiovascular system.....		325412-7	06/81	648.4	672.7	672.1	10.4	-0.1
Anticoagulants.....		325412-7111	06/81	152.6	152.6	152.6	7.0	0.0
ACE inhibitors.....		325412-7112	06/01	95.0	103.9	103.9	10.6	0.0
Other cardiovascular preparations.....		325412-7113	06/01	208.6	215.1	215.1	10.9	0.0
Calcium channel blockers and other vasodilators.....		325412-7114	12/09	132.2	139.3	137.4	7.8	-1.4
Secondary products and miscellaneous receipts.....		325412-SM						
Miscellaneous receipts.....		325412-M	06/81	477.6	—	477.6	0.0	—
Secondary products.....		325412-S	06/81	206.6	206.6	206.6	2.5	0.0
In-vitro diagnostic substance mfg.....	325413		03/80	225.8	228.0	227.7	4.3	-0.1
Primary products.....		325413-P	06/87	153.7	155.4	155.3	5.1	-0.1
In-vitro diagnostic substances.....		325413-0	06/91	136.5	138.0	137.9	5.2	-0.1
In-vitro diagnostic substances (clinical chemistry) reagents, including toxicology.....		325413-01	06/87	141.6	142.2	142.2	3.4	0.0
In-vitro diagnostic substances (clinical chemistry) standards and controls, incl toxicology.....		325413-02	06/87	164.7	174.8	174.8	16.6	0.0
In-vitro diagnostic substances, blood bank, hematology, and coagulation products.....		325413-03	06/00	161.7	163.2	163.2	5.7	0.0
In-vitro diagnostic substances, microbiology, virology, serology, cytology, and histology.....		325413-04	06/87	155.6	154.9	154.0	0.3	-0.6
In-vitro diagnostic substances, culture media.....		325413-05	12/03	115.9	144.5	—	—	—
In-vitro diagnostic substances, other.....		325413-06	12/03	115.5	116.9	—	—	—
Secondary products and miscellaneous receipts.....		325413-SM						
Miscellaneous receipts.....		325413-M	12/80	315.8	315.8	315.8	0.1	0.0
Secondary products.....		325413-S	03/80	273.8	278.3	273.8	3.4	-1.6
Other biological product manufacturing.....	325414		06/91	184.4	188.8	188.8	3.6	0.0
Primary products.....		325414-P	06/91	180.1	185.0	184.9	4.3	-0.1
Biological products for veterinary, industrial, and all other misc. use (excluding diagnostics).....		325414-A	03/80	133.5	133.5	133.5	-5.2	0.0
Biological products for human use.....		325414-T	06/09	107.2	110.5	110.5	6.0	0.0
Secondary products and miscellaneous receipts.....		325414-SM						
Secondary products.....		325414-S	06/91	223.9	224.9	226.2	1.8	0.6
Paint, coating & adhesive mfg.....	3255		12/03	144.9	146.8	147.1	5.8	0.2
Paint and coating mfg.....	32551		06/83	248.7	250.1	250.5	5.3	0.2
Paint and coating manufacturing.....	325510		06/83	248.3	249.7	250.1	5.3	0.2
Primary products.....		325510-P	06/83	249.8	251.3	251.7	5.3	0.2
Miscellaneous allied paint products including paint and varnish removers, thinners, etc.....		325510-B	12/88	262.1	264.4	267.9	11.3	1.3
Architectural coatings.....		325510-1	06/83	272.8	273.1	273.2	5.2	0.0
Product finishes for original equipment manufacturers (OEM), excluding marine coatings.....		325510-4	06/83	174.3	176.7	176.5	3.7	-0.1
Special purpose coatings incl. marine, industrial, construction and maintenance coatings, etc.....		325510-7	06/83	315.2	316.9	318.7	5.2	0.6
Secondary products and miscellaneous receipts.....		325510-SM						
Miscellaneous receipts.....		325510-M	06/83	215.9	215.4	215.1	4.9	-0.1
Secondary products.....		325510-S	06/83	239.3	241.1	239.4	5.6	-0.7
Adhesive mfg.....	32552		12/03	143.5	148.2	148.7	7.4	0.3
Adhesive manufacturing.....	325520		12/83	233.3	241.0	241.8	7.3	0.3
Primary products.....		325520-P	12/83	235.4	243.5	244.5	7.6	0.4
Nonstructural caulking compounds and sealants.....		325520-A	12/06	119.5	120.9	121.6	5.3	0.6
Synthetic resin & rubber adhesives, incl all types of bonding & laminating adhesives.....		325520-4	12/83	250.1	260.9	261.9	8.4	0.4
Secondary products and miscellaneous receipts.....		325520-SM						

See footnotes at end of table.

**Table 5. Producer price indexes for the net output of selected industries and their products, not seasonally adjusted — Continued**

Industry and product <sup>1</sup>	Industry code	Product code	Index base	Index			Percent change to Aug. 2011 from:	
				Apr. 2011 <sup>2</sup>	July 2011 <sup>2</sup>	Aug. 2011 <sup>2</sup>	Aug. 2010	July 2011
Adhesive manufacturing - Continued								
Miscellaneous receipts.....		325520-M	12/83	243.0	244.8	242.9	1.8	-0.8
Secondary products.....		325520-S	12/83	194.0	199.0	199.4	7.4	0.2
Soap, cleaners, and toilet preparation mfg.....	3256		12/84	158.6	159.8	160.3	3.0	0.3
Soap & cleaning compound mfg.....	32561		12/03	126.9	127.8	128.6	4.6	0.6
Soap and other detergent manufacturing.....	325611		06/83	160.5	162.0	162.4	2.8	0.2
Primary products.....		325611-P	06/83	162.1	163.5	164.1	2.9	0.4
Soaps and detergents, commercial, industrial, and institutional.....		325611-1	06/83	219.8	221.9	222.3	4.0	0.2
Commercial, industrial, and institutional dishwashing detergents.....		325611-1T	06/07	108.1	109.2	109.2	2.4	0.0
Hard surface soaps and detergents, commercial, industrial, and institutional.....		325611-11	06/07	119.1	120.7	122.3	5.4	1.3
Commercial, industrial, and institutional laundry detergents.....		325611-12	06/07	121.2	122.5	122.5	4.3	0.0
Dairy, farm, and food plant cleaners, sanitizers, etc.....		325611-16	06/07	114.3	114.5	114.5	4.0	0.0
Commercial, industrial, and institutional soaps, excluding specialty cleaners.....		325611-17	06/07	111.3	111.6	111.7	3.3	0.1
Household detergents.....		325611-4	06/83	135.5	135.0	136.0	-0.1	0.7
Soaps, excluding specialty cleaners, household.....		325611-7	06/83	177.4	184.9	184.7	6.6	-0.1
Secondary products and miscellaneous receipts.....		325611-SM						
Miscellaneous receipts.....		325611-M	06/83	165.9	169.1	169.1	3.2	0.0
Secondary products.....		325611-S	06/83	147.2	148.8	148.7	2.1	-0.1
Polish and other sanitation good manufacturing.....	325612		06/83	176.7	177.0	177.8	1.9	0.5
Primary products.....		325612-P	06/83	175.1	175.8	175.9	1.9	0.1
Specialty cleaning and sanitation products (including household bleaches).....		325612-5	06/83	165.5	166.2	166.8	1.9	0.4
Household bleaches, disinfectants, and laundry fabric softeners.....		325612-5T	06/07	112.7	113.3	114.0	2.9	0.6
Air and room fresheners.....		325612-53	06/83	142.4	145.1	143.5	1.3	-1.1
Specialty cleaning and sanitation products.....		325612-54	06/89	149.6	149.7	150.3	1.0	0.4
Polishing preparations and related products.....		325612-7	06/83	196.7	197.5	196.4	1.9	-0.6
Secondary products and miscellaneous receipts.....		325612-SM						
Miscellaneous receipts.....		325612-M	06/83	143.3	143.3	144.4	2.8	0.8
Secondary products.....		325612-S	06/83	198.9	198.1	201.1	1.0	1.5
Surface active agent manufacturing.....	325613		12/83	223.3	225.4	229.5	13.8	1.8
Primary products.....		325613-P	12/83	243.1	244.5	249.3	14.6	2.0
Surfactants, finishing agents, and assistants.....		325613-0	12/83	243.1	244.5	249.3	14.6	2.0
Textile and leather assistants and finishes.....		325613-01	12/83	175.6	179.0	178.4	5.1	-0.3
Surfactants (bulk surface active agents).....		325613-02	12/83	268.2	267.7	276.6	20.9	3.3
Secondary products and miscellaneous receipts.....		325613-SM						
Secondary products.....		325613-S	12/83	155.9	163.6	-	-	-
Toilet preparation mfg.....	32562		12/03	106.4	107.1	107.0	1.2	-0.1
Toilet preparation manufacturing.....	325620		03/80	193.4	194.7	194.7	1.2	0.0
Primary products.....		325620-P	03/80	194.3	194.9	194.8	0.9	-0.1
Denifrices, mouthwashes, gargles, and rinses.....		325620-A	12/03	109.8	109.8	109.8	0.0	0.0
Creams, lotions and oils (excl. shaving, hair, and deodorant).....		325620-D	03/80	198.1	198.2	198.2	0.6	0.0
Creams, excluding shaving.....		325620-D1	06/07	99.2	99.2	99.2	0.8	0.0
Lotions and oils.....		325620-D2	06/07	101.5	101.6	101.6	0.2	0.0
Other cosmetics and toilet preparations.....		325620-G	06/99	103.8	103.8	103.8	0.3	0.0
Cosmetics.....		325620-G1	06/07	93.1	93.1	93.1	0.1	0.0
Other cosmetics and toilet preparations.....		325620-G4	06/07	104.9	104.9	105.0	0.5	0.1
Shaving preparations.....		325620-1	03/80	180.9	181.6	181.5	0.3	-0.1
Perfumes, toilet waters, and colognes.....		325620-4	03/80	207.4	208.3	208.3	0.6	0.0
Hair preparations (including shampoos).....		325620-7	03/80	204.0	205.6	205.4	2.2	-0.1
Hair preparations (including shampoos).....		325620-71	06/07	106.0	106.9	107.0	2.4	0.1
Hair tonics, including hair and scalp conditioners.....		325620-72	06/07	108.0	108.9	108.4	1.9	-0.5
Secondary products and miscellaneous receipts.....		325620-SM						
Miscellaneous receipts.....		325620-M	03/80	124.4	142.3	140.6	13.0	-1.2
Secondary products.....		325620-S	03/80	304.6	303.4	304.9	0.0	0.5
Other chemical product & preparation mfg.....	3259		12/03	134.1	136.5	137.0	6.5	0.4
Printing ink mfg.....	32591		12/03	134.6	136.8	137.4	4.2	0.4
Printing ink manufacturing.....	325910		06/84	180.3	183.3	184.0	4.1	0.4
Primary products.....		325910-P	06/84	181.3	184.4	185.2	4.3	0.4
Flexographic printing inks.....		325910-A	06/84	175.8	180.3	182.5	4.6	1.2
All other printing inks.....		325910-H	06/84	186.9	190.7	190.1	4.0	-0.3
Letterpress printing inks.....		325910-1	06/84	206.9	208.3	208.3	4.1	0.0

See footnotes at end of table.

**Table 5. Producer price indexes for the net output of selected industries and their products, not seasonally adjusted — Continued**

Industry and product <sup>1</sup>	Industry code	Product code	Index base	Index			Percent change to Aug. 2011 from:	
				Apr. 2011 <sup>2</sup>	July 2011 <sup>2</sup>	Aug. 2011 <sup>2</sup>	Aug. 2010	July 2011
Printing ink manufacturing - Continued								
Gravure printing inks.....		325910-7	06/84	156.6	162.3	162.3	6.2	0.0
Lithographic and offset printing inks.....		325910-9	06/84	186.9	188.6	189.3	2.1	0.4
Secondary products and miscellaneous receipts.....		325910-SM						
Miscellaneous receipts.....		325910-M	06/84	185.4	186.2	186.2	2.6	0.0
Secondary products.....		325910-S	06/84	123.8	125.2	125.2	1.1	0.0
Explosives mfg.....	32592		12/06	112.0	115.0	115.9	12.7	0.8
Explosives manufacturing.....	325920		12/80	284.6	292.1	294.3	12.7	0.8
Primary products.....		325920-P	12/80	248.5	254.1	256.1	13.0	0.8
Explosives.....		325920-0	12/80	250.2	255.8	257.8	13.0	0.8
Secondary products and miscellaneous receipts.....		325920-SM						
Miscellaneous receipts.....		325920-M	12/80	452.0	—	—	—	—
All other chemical product & preparation mfg.....	32599		12/03	134.4	136.8	137.3	6.7	0.4
Custom compounding of purchased resins.....	325991		06/93	164.0	172.2	171.3	14.4	-0.5
Primary products.....		325991-P	06/93	168.5	175.5	176.5	14.2	0.6
Custom compounding of purchased resins and color concentrates.....		325991-1	06/93	167.7	174.4	175.5	13.2	0.6
Custom compounding of purchased resins.....		325991-11	06/93	170.8	178.2	179.8	12.4	0.9
Plastics color concentrates.....		325991-12	06/93	158.4	162.4	161.8	16.8	-0.4
Secondary products and miscellaneous receipts.....		325991-SM						
Photographic film and chemical manufacturing.....	325992		12/03	105.3	105.2	105.2	0.1	0.0
Primary products.....		325992-P	12/03	107.0	106.9	106.9	0.0	0.0
Photographic sensitized film, plates, paper and cloth.....		325992-T	06/07	102.6	102.6	102.6	0.1	0.0
Prepared photographic chemicals.....		325992-5	12/83	78.1	78.0	78.0	0.3	0.0
Secondary products and miscellaneous receipts.....		325992-SM						
Other miscellaneous chemical product mfg.....	325998		06/85	215.5	217.9	220.3	6.8	1.1
Primary products.....		325998-P	06/85	210.5	213.2	215.9	7.7	1.3
Water treating compounds.....		325998-A	06/85	196.5	196.4	196.4	6.5	0.0
Automotive chemicals.....		325998-E	12/03	145.8	144.4	146.6	8.5	1.5
All other chemical preparations, including essential oils and waterproofing compounds.....		325998-J	06/85	218.1	223.1	227.2	8.8	1.8
Evaporated salt, (bulk, pressed blocks, and packaged), excluding table salt.....		325998-1	06/85	173.6	—	—	—	—
Secondary products and miscellaneous receipts.....		325998-SM						
Miscellaneous receipts.....		325998-M	12/03	152.2	152.3	152.8	-2.1	0.3
Secondary products.....		325998-S	06/85	276.3	277.4	278.4	7.5	0.4
Plastics and rubber products mfg.....	326		12/84	174.4	179.0	178.5	7.0	-0.3
Plastics product mfg.....	3261		06/93	153.0	156.7	156.0	6.1	-0.4
Unsupported plastics film, sheet, and bag mfg.....	32611		12/03	148.7	152.0	150.9	7.2	-0.7
Plastics bag manufacturing.....	326111		12/03	156.6	160.3	160.8	8.6	0.3
Primary products.....		326111-P	12/03	158.5	162.3	163.0	8.9	0.4
Single-web film specialty bags, pouches, and liners.....		326111-1	12/83	243.2	248.1	250.0	8.5	0.8
Multiweb film/film combination specialty bags, pouches, and liners.....		326111-3	12/03	152.9	163.3	158.1	13.3	-3.2
Secondary products and miscellaneous receipts.....		326111-SM						
Miscellaneous receipts.....		326111-M	12/03	121.6	121.8	122.1	0.8	0.2
Secondary products.....		326111-S	12/03	153.3	155.5	153.5	7.7	-1.3
Plastics packaging film and sheet mfg.....	326112		12/03	128.6	133.8	134.3	10.6	0.4
Primary products.....		326112-P	12/03	130.9	136.4	137.2	11.6	0.6
Single-web film, rolls, and sheets, including coextruded, for flexible packaging uses.....		326112-1	12/87	188.4	197.1	197.4	13.0	0.2
Single-web film, rolls, and sheets, including coextruded, for flexible packaging uses.....		326112-11	06/07	124.0	129.7	130.4	14.3	0.5
Coextruded single-web film, for flexible packaging uses.....		326112-12	06/07	107.3	112.8	110.2	5.9	-2.3
Film/film multiweb laminated rolls and sheets, except foil, for flexible packaging uses.....		326112-3	12/87	167.4	172.9	175.5	9.1	1.5
Polypropylene/polypropylene multiweb laminated rolls and sheets, for flexible packaging uses.....		326112-31	06/07	114.8	120.0	121.6	15.4	1.3
All metalized film/film multiweb laminated rolls and sheets, for flexible packaging uses.....		326112-34	06/07	108.5	110.7	112.5	3.1	1.6
Secondary products and miscellaneous receipts.....		326112-SM						
Secondary products.....		326112-S	12/03	115.6	119.6	118.2	4.7	-1.2
Nonpackaging plastics film and sheet mfg.....	326113		06/93	179.2	182.0	178.9	5.2	-1.7
Primary products.....		326113-P	12/82	217.4	220.8	216.9	5.4	-1.8
Unlaminated plastics film and sheet, excluding packaging... sheet.....		326113-0	12/82	217.4	220.8	216.9	5.4	-1.8
Unlaminated polyethylene and polypropylene film and sheet.....		326113-0T	06/07	114.4	118.8	117.0	5.2	-1.5
Unlaminated vinyl and vinyl copolymer film and sheet....		326113-03	06/93	154.4	155.7	155.7	2.6	0.0

See footnotes at end of table.

**Table 5. Producer price indexes for the net output of selected industries and their products, not seasonally adjusted — Continued**

Industry and product <sup>1</sup>	Industry code	Product code	Index base	Index			Percent change to Aug. 2011 from:	
				Apr. 2011 <sup>2</sup>	July 2011 <sup>2</sup>	Aug. 2011 <sup>2</sup>	Aug. 2010	July 2011
Nonpackaging plastics film and sheet mfg - Continued								
Other unlaminated plastics film and sheet.....		326113-04	06/93	177.5	177.0	172.4	6.9	-2.6
Secondary products and miscellaneous receipts.....		326113-SM						
Secondary products.....		326113-S	06/93	142.3	144.9	142.5	3.6	-1.7
Plastics pipe/fitting/unsupported shapes mfg.....	32612		12/03	156.2	163.0	163.6	9.9	0.4
Unlaminated plastics profile shape mfg.....	326121		06/93	129.7	131.6	133.2	2.4	1.2
Primary products.....		326121-P	12/82	167.6	169.8	171.9	2.1	1.2
Unlaminated plastics profile shapes.....		326121-0	12/82	167.6	169.8	171.9	2.1	1.2
Secondary products and miscellaneous receipts.....		326121-SM						
Secondary products.....		326121-S	06/93	156.8	160.9	161.7	3.9	0.5
Plastics pipe and pipe fitting manufacturing.....	326122		06/93	232.7	246.4	246.2	14.2	-0.1
Primary products.....		326122-P	12/82	223.7	237.3	236.5	14.6	-0.3
Plastics pipe.....		326122-1	12/82	227.1	242.3	241.7	14.9	-0.2
Plastics drain, waste and vent pipe.....		326122-11	06/87	175.3	185.0	187.5	19.4	1.4
Plastics water pipe.....		326122-13	06/87	175.8	190.9	189.5	12.1	-0.7
Plastics industrial and mining pipe (incl. chemical processing, food processing).....		326122-15	06/93	461.7	465.4	465.4	9.0	0.0
Plastics sewer pipe.....		326122-16	06/87	164.3	205.8	200.8	35.9	-2.4
Plastics oil and gas pipe.....		326122-17	07/93	133.9	—	—	—	—
Other plastics pipe.....		326122-19	07/87	312.2	324.0	310.3	17.2	-4.2
Plastics pipe fittings and unions.....		326122-3	12/03	173.2	177.2	175.8	12.5	-0.8
Secondary products and miscellaneous receipts.....		326122-SM						
Miscellaneous receipts.....		326122-M	12/99	121.6	125.2	128.9	12.1	3.0
Laminated plastics plate, sheet, and shape mfg.....	32613		12/03	115.4	116.3	116.3	1.6	0.0
Laminated plastics plate, sheet, and shapes.....	326130		06/93	143.5	144.7	144.6	1.5	-0.1
Primary products.....		326130-P	12/82	185.8	187.5	187.5	2.3	0.0
Plastics laminates (excluding flexible packaging).....		326130-0	12/82	185.8	187.5	187.5	2.3	0.0
Secondary products and miscellaneous receipts.....		326130-SM						
Secondary products.....		326130-S	06/93	137.3	137.6	136.9	-3.5	-0.5
Polystyrene foam product mfg.....	32614		12/03	139.7	142.1	143.7	6.6	1.1
Polystyrene foam product manufacturing.....	326140		12/03	139.8	142.2	143.7	6.6	1.1
Primary products.....		326140-P	12/03	140.2	142.9	142.9	5.1	0.0
Packaging, polystyrene foam products.....		326140-2	12/03	148.0	154.3	154.6	7.9	0.2
Polystyrene foam food containers.....		326140-21	06/06	133.0	139.4	140.0	14.9	0.4
Polystyrene foam protective shipping pads/shaped cushioning/other foam packaging supplies.....		326140-22	06/06	120.2	124.4	124.3	-0.6	-0.1
Building and construction polystyrene foam products.....		326140-3	12/03	116.8	121.3	120.9	6.9	-0.3
Consumer and institutional polystyrene foam products.....		326140-5	12/82	181.2	181.2	181.2	6.2	0.0
All other polystyrene foam products incl transportation application uses.....		326140-7	06/06	112.2	112.2	112.2	-5.7	0.0
Secondary products and miscellaneous receipts.....		326140-SM						
Miscellaneous receipts.....		326140-M	06/04	123.9	123.9	123.9	1.8	0.0
Secondary products.....		326140-S	05/04	141.1	141.6	161.6	28.9	14.1
Foam product (ex polystyrene) mfg.....	32615		12/03	138.6	145.9	144.2	0.9	-1.2
Urethane and other foam product mfg.....	326150		12/03	138.6	145.9	144.2	0.9	-1.2
Primary products.....		326150-P	12/03	136.5	143.1	142.1	1.1	-0.7
Transportation polyurethane foam products.....		326150-1	12/82	164.8	165.2	165.4	0.2	0.1
Packaging polyurethane foam products.....		326150-2	12/03	153.2	179.2	179.2	17.0	0.0
Building and construction polyurethane foam.....		326150-3	12/03	129.4	128.8	128.8	0.8	0.0
Furniture and furnishings polyurethane foam products.....		326150-4	12/82	213.1	229.5	225.9	-1.4	-1.6
Consumer and institutional polyurethane foam products.....		326150-5	12/03	143.4	159.4	158.1	10.7	-0.8
All other miscellaneous polyurethane foam products.....		326150-6	12/03	102.8	101.5	101.2	-1.1	-0.3
Products made of foam other than polystyrene or polyurethane, incl. vinyl.....		326150-9	12/99	122.3	122.6	122.6	3.6	0.0
Secondary products and miscellaneous receipts.....		326150-SM						
Secondary products.....		326150-S	12/03	170.1	181.3	180.4	8.0	-0.5
Plastics bottle mfg.....	32616		12/03	125.8	131.2	128.7	10.4	-1.9
Plastics bottle manufacturing.....	326160		06/93	141.8	147.9	145.1	10.4	-1.9
Primary products.....		326160-P	12/82	161.0	167.8	164.5	10.6	-2.0
Plastics bottles.....		326160-0	06/87	153.4	159.9	156.8	10.7	-1.9
Secondary products and miscellaneous receipts.....		326160-SM						
Other plastics product mfg.....	32619		12/03	128.8	131.1	130.6	5.4	-0.4
Plastics plumbing fixture manufacturing.....	326191		06/93	137.9	140.6	142.3	3.9	1.2
Primary products.....		326191-P	06/93	137.4	140.4	142.2	3.9	1.3
Plastics plumbing fixtures.....		326191-0	06/93	137.4	140.4	142.2	3.9	1.3
Secondary products and miscellaneous receipts.....		326191-SM						

See footnotes at end of table.

**Table 5. Producer price indexes for the net output of selected industries and their products, not seasonally adjusted — Continued**

Industry and product <sup>1</sup>	Industry code	Product code	Index base	Index			Percent change to Aug. 2011 from:	
				Apr. 2011 <sup>2</sup>	July 2011 <sup>2</sup>	Aug. 2011 <sup>2</sup>	Aug. 2010	July 2011
Resilient floor covering manufacturing.....	326192		12/85	187.0	192.1	192.1	5.8	0.0
Primary products.....		326192-P	12/85	191.9	197.3	197.3	6.0	0.0
Resilient floor coverings.....		326192-0	12/85	191.9	197.3	197.3	6.0	0.0
Resilient floor covering, sheet flooring, including vinyl and rubber.....		326192-0110	06/06	127.4	130.8	130.8	6.2	0.0
Resilient floor covering, tile, incl. vinyl, vinyl composition, no-wax, rubber, etc.....		326192-0120	06/06	116.7	120.2	120.2	5.7	0.0
Secondary products and miscellaneous receipts.....		326192-SM						
All other plastics product manufacturing.....	326199		06/93	142.7	145.2	144.5	5.4	-0.5
Primary products.....		326199-P	06/87	167.2	169.9	169.4	5.2	-0.3
All other reinforced and fiberglass plastics products.....		326199-A	06/93	148.7	149.3	142.3	1.6	-4.7
Consumer, institutional, & commercial fabricated plastics products (excl foam & wire coated).....		326199-B	06/93	142.7	146.8	147.8	7.6	0.7
Transportation fabricated plastics products (excluding foam & reinforced plastics).....		326199-1	06/93	105.6	105.9	104.3	2.7	-1.5
Electrical & electronic fabricated plastics (excl foam & reinforced plastics).....		326199-2	12/82	133.0	132.7	132.7	1.7	0.0
Industrial machinery plastics products, excl foam (incl gears, bearings, bushings, cams).....		326199-3	06/93	133.7	133.7	136.1	3.7	1.8
Plastics packaging (excluding film and sheet, foam, and bottles).....		326199-4	06/93	162.8	165.9	165.7	6.9	-0.1
Plastics dinnerware, tableware, kitchenware, & oven-microwave ware (excluding foam & cups).....		326199-5	06/93	301.4	318.7	318.7	9.7	0.0
Building & construction fabricated plastics products (excl foam, plumbing fixtures, hardware).....		326199-8	12/03	118.2	119.1	121.4	4.1	1.9
Secondary products and miscellaneous receipts.....		326199-SM						
Miscellaneous receipts.....		326199-M	12/99	139.7	145.8	139.1	11.2	-4.6
Secondary products.....		326199-S	06/93	144.8	147.6	147.1	4.8	-0.3
Rubber product mfg.....	3262		12/03	141.3	146.1	146.8	10.5	0.5
Tire mfg.....	32621		06/81	166.8	169.8	171.8	12.7	1.2
Tire manufacturing (except retreading).....	326211		06/81	166.8	169.7	171.8	12.7	1.2
Primary products.....		326211-P	06/81	159.1	161.2	163.3	12.7	1.3
Solid and semi-pneumatic tires.....		326211-D	12/03	138.7	147.1	149.4	11.5	1.6
Tread rubber, tire sundries, and repair materials.....		326211-H	06/81	201.4	214.5	214.5	9.3	0.0
Passenger car pneumatic tires (casings).....		326211-1	06/81	150.9	150.4	149.1	7.5	-0.3
Truck and bus (including off-the-highway) pneumatic tires...		326211-3	06/81	149.2	153.2	156.6	18.8	2.2
Secondary products and miscellaneous receipts.....		326211-SM						
Rubber and plastics hose and belting.....	32622		12/03	138.1	143.4	144.0	10.5	0.4
Rubber and plastics hose and belting mfg.....	326220		12/81	220.8	229.3	230.2	10.5	0.4
Primary products.....		326220-P	12/81	221.8	231.1	232.1	11.1	0.4
Industrial rubber and plastics hose without fittings.....		326220-A	12/04	127.6	133.3	133.8	9.8	0.4
Rubber and plastics water hose (including fire, irrigation, and other water hose).....		326220-B	12/04	147.3	157.6	—	—	—
Rubber and plastics garden hose (with or without fittings)...		326220-C	12/81	186.0	186.8	188.6	1.8	1.0
Flat rubber and plastics belts and belting.....		326220-1	12/81	291.0	320.2	322.2	27.8	0.6
Rubber and plastics transmission belts and belting other than flat.....		326220-2	12/81	168.4	168.5	—	—	—
All other pneumatic and hydraulic hose, made of rubber and other materials.....		326220-8	12/04	130.5	134.9	—	—	—
Hose for on- and off-highway motor vehicles (made of rubber and other materials).....		326220-9	12/04	119.4	120.7	120.7	6.0	0.0
Secondary products and miscellaneous receipts.....		326220-SM						
Other rubber product mfg.....	32629		12/88	151.6	160.0	159.3	7.6	-0.4
Rubber product mfg. for mechanical use.....	326291		12/88	133.3	134.0	134.1	1.6	0.1
Primary products.....		326291-P	12/88	131.1	131.7	131.8	1.5	0.1
Molded rubber mechanical goods automotive.....		326291-1	06/83	112.5	113.3	112.9	1.3	-0.4
Molded rubber mechanical goods, transportation (excl. automotive) & off-hwy machinery & equip.....		326291-2	12/03	122.7	122.7	122.7	1.6	0.0
Other molded rubber mechanical goods.....		326291-3	12/03	123.4	123.4	124.5	2.6	0.9
Extruded rubber mechanical goods, automotive, excluding tubing.....		326291-4	06/83	80.6	80.5	80.7	0.0	0.2
Other extruded rubber mechanical goods (excluding automotive).....		326291-5	12/03	118.9	118.9	118.9	0.0	0.0
Secondary products and miscellaneous receipts.....		326291-SM						
Secondary products.....		326291-S	06/83	173.4	175.5	176.5	2.7	0.6
All other rubber product manufacturing.....	326299		06/83	183.9	202.2	200.5	13.0	-0.8
Primary products.....		326299-P	06/83	184.7	204.6	202.7	14.4	-0.9
Rubber druggist and medical sundries, excluding household gloves.....		326299-A	12/03	119.2	123.1	123.1	3.7	0.0
All other miscellaneous rubber goods.....		326299-B	06/83	178.3	183.3	183.2	9.3	-0.1
Rubber sponge, expanded and foam rubber products.....		326299-1	06/83	179.4	198.4	193.0	11.8	-2.7

See footnotes at end of table.

**Table 5. Producer price indexes for the net output of selected industries and their products, not seasonally adjusted — Continued**

Industry and product <sup>1</sup>	Industry code	Product code	Index base	Index			Percent change to Aug. 2011 from:	
				Apr. 2011 <sup>2</sup>	July 2011 <sup>2</sup>	Aug. 2011 <sup>2</sup>	Aug. 2010	July 2011
All other rubber product manufacturing - Continued								
Rubber floor and wall coverings.....		326299-3	06/83	155.0	162.2	164.3	8.5	1.3
Rubber compounds or mixtures for sale or interplant transfer.....		326299-6	06/83	203.4	242.6	235.6	24.8	-2.9
All other industrial rubber products.....		326299-7	06/83	197.0	214.6	217.5	11.4	1.4
Secondary products and miscellaneous receipts.....		326299-SM						
Miscellaneous receipts.....		326299-M	06/83	208.5	226.9	226.8	10.6	0.0
Secondary products.....		326299-S	06/83	162.2	166.1	165.4	2.9	-0.4
Nonmetallic mineral product manufacturing.....	327		12/84	174.3	175.3	175.5	1.7	0.1
Clay product and refractory manufacturing.....	3271		12/03	122.9	123.3	123.6	2.5	0.2
Pottery, ceramics, and plumbing fixture mfg.....	32711		12/84	181.0	181.7	181.9	6.4	0.1
Vitreous china plumbing fixture manufacturing.....	327111		06/85	141.6	142.5	142.5	3.9	0.0
Primary products.....		327111-P	06/85	125.8	126.8	126.8	1.6	0.0
Vitreous plumbing fixtures.....		327111-0	12/03	102.2	103.0	103.0	1.6	0.0
Secondary products and miscellaneous receipts.....		327111-SM						
Vitreous china and earthenware articles mfg.....	327112		12/03	123.9	124.7	124.9	12.1	0.2
Primary products.....		327112-P	12/03	114.5	115.5	115.8	2.3	0.3
Vitreous china, porcelain, and earthenware table and kitchenware.....		327112-1	12/06	107.6	109.8	110.6	3.9	0.7
All other pottery products (including china decorated for the trade).....		327112-2	12/06	106.9	107.2	107.1	1.3	-0.1
Secondary products and miscellaneous receipts.....		327112-SM						
Porcelain electrical supply manufacturing.....	327113		12/85	199.8	199.3	199.8	2.8	0.3
Primary products.....		327113-P	12/85	198.9	198.4	198.4	1.9	0.0
Porcelain electrical supplies, steatite, and other ceramic electrical products.....		327113-0	12/03	125.3	125.0	125.0	1.9	0.0
Secondary products and miscellaneous receipts.....		327113-SM						
Secondary products.....		327113-S	12/85	210.6	211.8	216.3	3.2	2.1
Clay building material and refractories mfg.....	32712		12/03	126.1	126.5	126.8	0.1	0.2
Brick and structural clay tile manufacturing.....	327121		12/84	186.4	187.0	186.6	-2.9	-0.2
Primary products.....		327121-P	12/84	187.8	188.4	188.0	-3.0	-0.2
Building or common brick.....		327121-01	12/84	187.5	188.1	187.7	-3.2	-0.2
Glazed brick and other brick (paving, floor, and sewer).....		327121-02	12/04	123.6	123.6	123.6	0.3	0.0
Secondary products and miscellaneous receipts.....		327121-SM						
Miscellaneous receipts.....		327121-M	12/84	178.9	178.9	178.9	-0.6	0.0
Ceramic wall and floor tile manufacturing.....	327122		06/85	92.4	92.4	93.0	-0.2	0.6
Primary products.....		327122-P	06/85	97.2	97.2	97.8	-0.3	0.6
Ceramic wall and floor tile.....		327122-0	06/85	97.2	97.2	97.8	-0.3	0.6
Secondary products and miscellaneous receipts.....		327122-SM						
Miscellaneous receipts.....		327122-M	06/91	47.3	-	46.9	0.6	-
Other structural clay product manufacturing.....	327123		12/85	201.8	205.0	204.9	1.9	0.0
Primary products.....		327123-P	12/85	201.9	205.8	205.6	1.9	-0.1
Vitrified clay sewer pipe and fittings.....		327123-1	12/85	186.8	186.8	186.8	1.0	0.0
All other structural clay products, except clay refractories, n.e.c.....		327123-4	12/85	193.5	198.7	198.4	2.3	-0.2
Secondary products and miscellaneous receipts.....		327123-SM						
Clay refractory manufacturing.....	327124		12/85	251.2	251.6	251.6	2.9	0.0
Primary products.....		327124-P	12/85	245.5	246.0	246.0	2.2	0.0
Clay refractories.....		327124-0	12/04	148.7	149.0	149.0	2.2	0.0
Secondary products and miscellaneous receipts.....		327124-SM						
Nonclay refractory manufacturing.....	327125		12/85	178.8	179.7	181.2	1.6	0.8
Primary products.....		327125-P	12/85	186.3	187.1	188.9	1.6	1.0
Nonclay refractory manufacturing.....		327125-0	12/04	131.2	131.7	133.0	1.6	1.0
Secondary products and miscellaneous receipts.....		327125-SM						
Miscellaneous receipts.....		327125-M	02/93	127.3	130.2	130.2	1.9	0.0
Secondary products.....		327125-S	12/85	141.1	139.9	139.9	0.9	0.0
Glass and glass product manufacturing.....	3272		12/03	110.3	111.1	112.0	2.4	0.8
Glass and glass product manufacturing.....	32721		12/03	110.3	111.1	112.0	2.4	0.8
Flat glass manufacturing.....	327211		12/80	90.1	90.1	93.6	4.2	3.9
Primary products.....		327211-P	12/80	89.6	89.6	93.2	4.4	4.0
Flat glass (float, sheet, and plate), made by flat glass producers.....		327211-1	12/80	92.7	92.7	97.8	6.4	5.5
Other glass (including laminated, glazed, and opalescent).....		327211-4	12/06	-	105.7	105.7	-	0.0
Secondary products and miscellaneous receipts.....		327211-SM						
Other pressed and blown glass and glassware.....	327212		06/83	131.6	132.0	132.4	-1.6	0.3
Primary products.....		327212-P	06/83	130.5	130.9	131.3	-1.7	0.3

See footnotes at end of table.

**Table 5. Producer price indexes for the net output of selected industries and their products, not seasonally adjusted — Continued**

Industry and product <sup>1</sup>	Industry code	Product code	Index base	Index			Percent change to Aug. 2011 from:	
				Apr. 2011 <sup>2</sup>	July 2011 <sup>2</sup>	Aug. 2011 <sup>2</sup>	Aug. 2010	July 2011
Other pressed and blown glass and glassware - Continued								
Machine-made pressed and blown table, kitchen, art, and novelty glassware.....		327212-A	06/83	195.6	195.6	195.6	2.5	0.0
Machine-made pressed and blown lighting, automotive, and electronic glassware.....		327212-5	06/83	109.5	-	109.5	-9.9	-
All other machine-made pressed and blown glassware, made by glass producers.....		327212-7	12/04	112.5	112.5	112.5	-1.6	0.0
Glass fiber mat, textile-type, made by establishments producing glass.....		327212-8	06/83	83.4	84.4	85.2	2.5	0.9
Handmade pressed and blown glass and glassware, made by glass producers.....		327212-9	12/04	111.7	111.7	111.7	1.5	0.0
Secondary products and miscellaneous receipts.....		327212-SM						
Secondary products.....		327212-S	06/83	121.5	121.5	121.5	9.7	0.0
Glass container manufacturing.....	327213		06/82	181.9	185.1	185.1	3.2	0.0
Primary products.....		327213-P	06/82	182.5	185.8	185.8	3.3	0.0
Glass containers (including value of packaging).....		327213-0	12/03	131.3	133.6	133.6	3.2	0.0
Glass product mfg. made of purchased glass.....	327215		06/83	143.4	144.0	145.4	3.1	1.0
Primary products.....		327215-P	06/83	140.7	141.2	142.3	2.9	0.8
Other glass products, made from purchased glass.....		327215-B	06/83	132.1	132.4	133.8	3.5	1.1
Machine-made pressed & blown table, kitchen, art & novelty glassware, made from purchased glass.....		327215-1	12/04	101.9	101.9	103.8	1.9	1.9
All other machine-made pressed and blown glassware, made from purchased glass.....		327215-2	12/04	110.9	110.9	110.9	3.3	0.0
Handmade pressed and blown glassware, made from purchased glass.....		327215-4	12/04	110.0	110.0	-	-	-
Mirrors (decorated and undecorated), made from purchased glass.....		327215-9	06/83	156.4	158.4	158.1	1.0	-0.2
Secondary products and miscellaneous receipts.....		327215-SM						
Miscellaneous receipts.....		327215-M	12/83	201.9	207.2	218.5	9.1	5.5
Secondary products.....		327215-S	06/83	172.5	172.5	172.5	0.3	0.0
Cement and concrete product manufacturing.....	3273		12/03	134.6	135.0	134.6	-0.3	-0.3
Cement manufacturing.....	32731		06/82	189.0	189.9	184.6	-3.6	-2.8
Cement manufacturing.....	327310		06/82	189.0	189.9	184.6	-3.6	-2.8
Primary products.....		327310-P	06/82	187.6	188.5	183.2	-3.5	-2.8
Cement, hydraulic.....		327310-0	06/89	185.5	186.4	181.1	-3.5	-2.8
Normal portland cement ASTM type I, hydraulic.....		327310-01	12/03	123.9	125.1	118.8	-5.0	-5.0
Portland cement ASTM type II, hydraulic.....		327310-02	06/05	105.9	104.9	104.9	-2.8	0.0
Other portland hydraulic cement.....		327310-03	06/05	108.4	108.1	108.1	-1.1	0.0
Other cement.....		327310-04	12/03	140.1	141.9	142.1	-0.3	0.1
Secondary products and miscellaneous receipts.....		327310-SM						
Ready-mix concrete manufacturing.....	32732		12/03	138.2	138.6	138.3	-0.5	-0.2
Ready-mix concrete manufacturing.....	327320		06/81	214.2	214.9	214.4	-0.5	-0.2
Primary products.....		327320-P	06/81	211.7	212.3	211.8	-0.6	-0.2
Ready-mix concrete.....		327320-0	06/81	211.7	212.3	211.8	-0.6	-0.2
Secondary products and miscellaneous receipts.....		327320-SM						
Miscellaneous receipts.....		327320-M	06/81	222.8	222.8	222.8	1.5	0.0
Secondary products.....		327320-S	06/81	257.8	259.3	259.7	0.7	0.2
Concrete pipe, brick, and block manufacturing.....	32733		12/03	127.1	127.4	127.4	1.1	0.0
Concrete block and brick manufacturing.....	327331		06/81	216.0	216.6	216.7	0.5	0.0
Primary products.....		327331-P	06/81	226.6	227.3	227.3	0.9	0.0
Concrete block and brick.....		327331-0	12/06	107.5	107.8	107.8	0.9	0.0
Structural block, lightweight units (weighing less than 105 lb/cubic ft.) (dry weight).....		327331-01	06/81	202.5	202.9	203.2	-0.2	0.1
Structural blk., mediumweight units (weighing 105 - 124 lbs per cubic foot) (dry weight).....		327331-02	06/81	254.7	252.7	252.7	-0.6	0.0
Structural block, normalweight units (weighing 125 lbs or more per cubic foot) (dry weight).....		327331-03	06/81	253.7	253.1	253.1	1.6	0.0
Decorative block (such as screen, split, slump, and shadowal block, etc.).....		327331-04	06/81	204.0	205.2	205.2	1.4	0.0
Concrete pavers (including grid, interlocking, etc.).....		327331-05	06/81	225.2	228.4	228.3	1.8	0.0
Concrete brick.....		327331-06	06/81	196.0	198.8	198.8	1.4	0.0
Secondary products and miscellaneous receipts.....		327331-SM						
Miscellaneous receipts.....		327331-M	06/81	183.1	183.6	183.6	0.3	0.0
Secondary products.....		327331-S	06/81	186.0	186.0	186.6	-5.3	0.3
Concrete pipe manufacturing.....	327332		12/03	127.2	127.5	127.3	2.2	-0.2
Primary products.....		327332-P	12/03	126.9	126.6	126.4	0.8	-0.2
Concrete pipe.....		327332-0	12/03	126.9	126.6	126.4	0.8	-0.2
Concrete culvert pipe.....		327332-01	12/99	147.6	149.4	149.0	0.9	-0.3
Concrete storm sewer pipe.....		327332-02	12/99	140.1	140.4	140.4	2.6	0.0

See footnotes at end of table.



**Table 5. Producer price indexes for the net output of selected industries and their products, not seasonally adjusted — Continued**

Industry and product <sup>1</sup>	Industry code	Product code	Index base	Index			Percent change to Aug. 2011 from:	
				Apr. 2011 <sup>2</sup>	July 2011 <sup>2</sup>	Aug. 2011 <sup>2</sup>	Aug. 2010	July 2011
Concrete pipe manufacturing - Continued								
Concrete pipe, except concrete culvert and storm sewer pipe.....		327332-03	06/94	174.6	172.8	172.2	-0.1	-0.3
Secondary products and miscellaneous receipts.....		327332-SM						
Miscellaneous receipts.....		327332-M	12/79	311.3	331.7	331.7	15.7	0.0
Secondary products.....		327332-S	12/79	282.4	282.2	283.6	6.8	0.5
Other concrete product manufacturing.....	32739		12/03	133.0	133.3	133.5	0.4	0.2
Other concrete product manufacturing.....	327390		12/03	133.0	133.3	133.5	0.4	0.2
Primary products.....		327390-P	12/03	132.0	132.2	132.3	0.3	0.1
Precast concrete products.....		327390-1	12/79	245.1	245.4	245.6	0.9	0.1
Precast concrete slabs and tile, roof and floor units.....		327390-11	07/85	222.5	220.2	221.2	0.7	0.5
Precast concrete architectural wall panels.....		327390-12	11/84	195.0	195.2	195.2	-1.8	0.0
Precast concrete burial vaults and boxes.....		327390-13	12/79	283.7	283.7	283.7	2.8	0.0
Precast concrete products, except burial vaults and boxes, slabs, and arch. wall panels.....		327390-14	12/79	232.4	233.7	233.7	1.5	0.0
Prestressed concrete products.....		327390-4	12/79	218.4	218.8	218.3	-2.0	-0.2
Prestressed concrete bridge beams and solid and hollow cored slabs and panels.....		327390-4T	06/07	90.1	90.4	90.0	-1.4	-0.4
Prestressed concrete products, except bridge beams and solid and hollow cored slabs and panels.....		327390-43	06/94	160.4	160.5	160.5	-2.4	0.0
Secondary products and miscellaneous receipts.....		327390-SM						
Miscellaneous receipts.....		327390-M	12/79	391.1	396.4	400.9	1.3	1.1
Secondary products.....		327390-S	12/79	234.6	234.7	235.0	0.0	0.1
Lime and gypsum product manufacturing.....	3274		12/03	120.4	120.7	120.6	-1.8	-0.1
Lime manufacturing.....	32741		12/03	166.8	167.9	171.3	4.8	2.0
Lime manufacturing.....	327410		12/85	214.4	215.9	220.2	4.8	2.0
Primary products.....		327410-P	12/85	222.5	224.2	228.9	5.0	2.1
Lime.....		327410-0	12/04	162.0	163.2	166.7	5.0	2.1
Secondary products and miscellaneous receipts.....		327410-SM						
Secondary products.....		327410-S	08/92	134.5	134.1	133.4	1.4	-0.5
Gypsum product manufacturing.....	32742		12/03	110.0	110.1	109.2	-4.1	-0.8
Gypsum product manufacturing.....	327420		06/81	180.2	180.3	178.8	-4.1	-0.8
Primary products.....		327420-P	06/81	186.6	187.4	184.1	-4.6	-1.8
Gypsum building materials.....		327420-1	12/93	150.1	152.0	148.2	-3.5	-2.5
Secondary products and miscellaneous receipts.....		327420-SM						
Other nonmetallic mineral products.....	3279		12/84	173.7	176.4	177.0	8.2	0.3
Abrasive product manufacturing.....	32791		12/03	131.5	132.4	132.5	6.3	0.1
Abrasive product manufacturing.....	327910		12/80	219.6	221.2	221.3	6.3	0.0
Primary products.....		327910-P	12/80	208.3	210.0	210.1	4.4	0.0
Metal abrasives including steel and iron grid, shot, and sand, and other metal abrasives.....		327910-A	12/80	147.7	147.7	147.7	1.0	0.0
Nonmetallic sized grains, powders, and flour abrasives.....		327910-1	06/87	149.5	152.1	152.1	4.8	0.0
Nonmetallic abrasive products (including diamond abrasives).....		327910-4	12/80	205.2	208.4	206.6	2.8	-0.9
Nonmetallic vitrified bond, artificial and natural bonded abrasives.....		327910-41	06/07	125.2	130.0	126.3	3.0	-2.8
Nonmetallic resinoid and shellac bond, artificial and natural bonded abrasives.....		327910-42	06/07	108.5	110.1	109.6	3.9	-0.5
Diamond wheels, nonmetallic, artificial and natural bonded abrasives.....		327910-43	06/07	111.1	112.3	111.5	2.6	-0.7
Other nonmetallic artificial & natural abrasive products (except coated abrasives).....		327910-44	06/07	109.6	110.1	110.2	2.1	0.1
Nonmetallic coated abrasive products and buffing wheels, polishing wheels, and laps.....		327910-7	12/80	262.7	262.7	264.2	5.5	0.6
Nonmetallic belts, coated or impregnated with any natural or artificial abrasive material.....		327910-71	06/07	114.0	114.0	114.0	5.3	0.0
Nonmetallic shapes, coated or impregnated with any natural or artificial abrasive material.....		327910-72	06/07	106.3	106.3	106.3	2.7	0.0
Other nonmetallic coated abrasive products and buffing wheels, polishing wheels, and laps.....		327910-73	06/07	115.8	115.8	117.1	7.5	1.1
Secondary products and miscellaneous receipts.....		327910-SM						
Miscellaneous receipts.....		327910-M	12/80	359.0	359.3	359.3	28.0	0.0
All other nonmetallic mineral product mfg.....	32799		12/03	129.9	132.3	132.8	8.7	0.4
Cut stone and stone product manufacturing.....	327991		12/84	154.3	154.3	154.3	-0.3	0.0
Primary products.....		327991-P	12/84	148.9	148.9	148.9	0.1	0.0
Dressed dimension granite (including gneiss, syenite, diorite, and cut granite).....		327991-1	12/84	138.6	138.6	138.6	0.0	0.0
Dressed dimension limestone (incl dolomite, travertine, calcareous, & tufa).....		327991-4	12/84	166.6	166.6	166.6	0.2	0.0
Dressed dimension marble and other stone.....		327991-7	12/84	155.7	155.7	155.7	0.0	0.0

See footnotes at end of table.

**Table 5. Producer price indexes for the net output of selected industries and their products, not seasonally adjusted — Continued**

Industry and product <sup>1</sup>	Industry code	Product code	Index base	Index			Percent change to Aug. 2011 from:	
				Apr. 2011 <sup>2</sup>	July 2011 <sup>2</sup>	Aug. 2011 <sup>2</sup>	Aug. 2010	July 2011
Cut stone and stone product manufacturing - Continued								
Secondary products and miscellaneous receipts.....		327991-SM						
Miscellaneous receipts.....		327991-M	02/97	157.7	157.7	157.7	-6.7	0.0
Secondary products.....		327991-S	12/84	177.4	176.3	-	-	-
Ground or treated minerals and earths mfg.....	327992		06/85	221.0	222.4	222.8	4.4	0.2
Primary products.....		327992-P	06/85	217.6	219.1	219.6	4.8	0.2
Minerals and earths, ground or treated.....		327992-0	06/85	217.6	219.1	219.6	4.8	0.2
Secondary products and miscellaneous receipts.....		327992-SM						
Mineral wool manufacturing.....	327993		12/81	168.4	174.8	176.2	16.7	0.8
Primary products.....		327993-P	12/81	167.5	173.4	174.8	16.8	0.8
Mineral wool for thermal and acoustical envelope insulation.....		327993-1	12/81	159.8	168.8	169.1	23.1	0.2
Mineral wool for industrial, equipment, and appliance insulation.....		327993-4	12/81	169.1	166.5	170.6	4.0	2.5
Secondary products and miscellaneous receipts.....		327993-SM						
Miscellaneous nonmetallic mineral products.....	327999		12/03	132.6	132.6	132.6	4.2	0.0
Primary products.....		327999-P	12/03	128.5	128.5	128.5	1.7	0.0
Nonmetallic mineral products, n.e.c.....		327999-0	12/03	128.5	128.5	128.5	1.7	0.0
Dry-mixed concrete materials incl. sand, gravel, mortar and cement premixes.....		327999-02	06/06	110.6	110.6	110.6	2.4	0.0
Other nonmetallic mineral products.....		327999-03	06/06	104.5	104.5	104.5	0.0	0.0
Secondary products and miscellaneous receipts.....		327999-SM						
Secondary products.....		327999-S	12/85	210.5	210.7	210.4	5.7	-0.1
Primary metal mfg.....	331		12/84	223.0	221.1	220.3	13.8	-0.4
Iron & steel mills & ferroalloy mfg.....	3311		12/03	187.8	186.6	185.1	14.3	-0.8
Iron & steel mills & ferroalloy mfg.....	33111		12/03	187.8	186.6	185.1	14.3	-0.8
Iron and steel mills.....	331111		06/82	201.5	200.3	198.6	14.5	-0.8
Primary products.....		331111-P	06/82	202.0	201.4	199.4	15.1	-1.0
Steel pipe and tube, made in steel mills producing semifinished shapes or plate.....		331111-B	06/82	263.6	-	-	-	-
Cold rolled steel sheet and strip.....		331111-D	06/82	262.3	254.0	255.5	21.7	0.6
Other steel mill products, including steel rails, made in steel mills.....		331111-L	12/03	218.9	220.8	219.9	-	-0.4
Steel ingots and semifinished products.....		331111-3	06/82	275.7	281.3	280.0	12.2	-0.5
Wire rod, carbon.....		331111-32	12/10	105.6	108.3	108.3	-	0.0
Steel ingots and semifinished products other than wire rod, carbon.....		331111-33	12/10	110.6	113.7	113.1	-	-0.5
Steel ingots and semifinished products, alloy.....		331111-34	12/10	107.6	110.5	110.3	-	-0.2
Steel ingots and semifinished products, stainless.....		331111-35	12/10	108.7	104.6	102.9	-	-1.6
Hot rolled steel sheet and strip, including tin mill products...		331111-5	06/82	167.0	170.1	160.0	10.7	-5.9
Hot rolled steel bars, plates, and structural shapes.....		331111-7	06/82	223.9	224.8	229.1	19.9	1.9
Hot rolled steel bars, carbon.....		331111-72	12/10	112.5	112.5	113.3	-	0.7
Hot rolled steel structural shapes, carbon.....		331111-74	12/10	109.2	107.8	107.4	-	-0.4
Concrete reinforcing bar, carbon.....		331111-75	12/10	121.2	115.6	120.6	-	4.3
Hot rolled steel bars, plates, and structural shapes, alloy.....		331111-76	12/10	102.2	110.2	111.8	-	1.5
Hot rolled steel bars, plates, and structural shapes, stainless.....		331111-77	12/10	-	105.5	-	-	-
Secondary products and miscellaneous receipts.....		331111-SM						
Ferroalloy and related product manufacturing.....	331112		06/83	254.5	253.4	253.8	3.4	0.2
Primary products.....		331112-P	06/83	281.5	280.7	281.4	3.2	0.2
Ferroalloys and related products.....		331112-6	12/09	117.3	117.0	117.3	3.3	0.3
Secondary products and miscellaneous receipts.....		331112-SM1						
Steel product mfg from purchased steel.....	3312		12/03	194.8	190.6	189.3	10.6	-0.7
Iron/steel pipe & tube mfg from purch steel.....	33121		12/03	228.3	221.7	219.2	12.8	-1.1
Iron, steel pipe and tube from purchased steel.....	331210		06/82	326.4	316.9	313.3	12.7	-1.1
Primary products.....		331210-P	06/82	332.0	323.9	320.1	13.6	-1.2
Iron and steel pipes and tubes, made from purchased iron and steel.....		331210-0	06/82	332.0	323.9	320.1	13.6	-1.2
OCTG, standard, line pipe, carbon.....		331210-01	12/10	120.3	116.6	116.7	-	0.1
Pressure, mechanical, structural pipe and tube, carbon...		331210-02	12/10	118.1	114.1	110.4	-	-3.2
Pipe and tube, alloy.....		331210-03	12/10	105.9	105.9	107.8	-	1.8
Pipe and tube, stainless.....		331210-04	12/10	107.1	108.7	107.6	-	-1.0
Secondary products and miscellaneous receipts.....		331210-SM1						
Rolling & drawing of purchased steel.....	33122		12/03	171.8	169.5	169.2	8.6	-0.2
Rolled steel shape manufacturing.....	331221		06/82	215.5	208.7	208.0	11.5	-0.3
Primary products.....		331221-P	06/82	197.5	190.8	191.5	11.9	0.4
Cold rolled sheets and strip.....		331221-1	06/82	221.3	209.1	209.9	12.8	0.4

See footnotes at end of table.

**Table 5. Producer price indexes for the net output of selected industries and their products, not seasonally adjusted — Continued**

Industry and product <sup>1</sup>	Industry code	Product code	Index base	Index			Percent change to Aug. 2011 from:	
				Apr. 2011 <sup>2</sup>	July 2011 <sup>2</sup>	Aug. 2011 <sup>2</sup>	Aug. 2010	July 2011
Rolled steel shape manufacturing - Continued								
Cold rolled sheets and strip, carbon steel.....		331221-12	12/10	132.5	123.2	122.5	-	-0.6
Cold rolled sheets and strip, alloy steel.....		331221-13	12/10	106.9	101.7	100.5	-	-1.2
Cold rolled sheets and strip, stainless steel.....		331221-14	12/10	101.9	100.4	-	-	-
Cold finished steel bars and bar shapes.....		331221-3	06/82	160.9	164.7	165.2	10.8	0.3
Cold finished steel bars and bar shapes, carbon steel. . .		331221-32	12/10	105.7	108.4	108.8	-	0.4
Cold finished steel bars and bar shapes, alloy steel.....		331221-33	12/10	104.0	106.1	106.6	-	0.5
Secondary products and miscellaneous receipts.....		331221-SM						
Steel wire drawing.....	331222		06/82	199.1	201.2	201.4	5.1	0.1
Primary products.....		331222-P	06/82	199.3	201.8	202.2	5.5	0.2
Steel wire, including galvanized and other coated wire.....		331222-5	06/82	180.7	184.0	184.7	6.8	0.4
Carbon steel wire.....		331222-5A	06/82	187.5	191.5	192.4	6.9	0.5
Stainless steel wire.....		331222-5C	06/82	165.3	164.0	162.3	-	-1.0
Secondary products and miscellaneous receipts.....		331222-SM						
Alumina & aluminum production & processing.....	3313		12/03	139.5	138.4	138.0	13.5	-0.3
Alumina & aluminum production & processing.....	33131		12/03	139.6	138.5	138.1	13.6	-0.3
Alumina refining.....	331311		12/03	141.9	141.4	141.0	16.2	-0.3
Primary products.....		331311-P	12/03	141.9	141.4	141.0	16.2	-0.3
Aluminum oxide, except natural alumina.....		331311-0	12/82	206.8	206.2	205.6	16.2	-0.3
Secondary smelting and alloying of aluminum.....	331314		12/03	149.2	149.0	148.9	15.9	-0.1
Primary products.....		331314-P	06/80	164.2	163.7	163.6	19.2	-0.1
Aluminum ingot, including billet, made by secondary smelters.....		331314-2	12/03	148.7	148.0	147.9	19.3	-0.1
Secondary products and miscellaneous receipts.....		331314-SM						
Aluminum sheet, plate and foil manufacturing.....	331315		06/81	194.6	193.4	195.1	13.9	0.9
Primary products.....		331315-P	06/81	201.7	198.9	200.9	15.1	1.0
Aluminum sheet and strip.....		331315-A	06/81	203.9	200.2	202.9	15.5	1.3
Plain aluminum foil (under .006 in.).....		331315-5	06/81	178.4	180.4	178.3	15.5	-1.2
Secondary products and miscellaneous receipts.....		331315-SM						
Aluminum extruded product manufacturing.....	331316		12/81	194.1	196.0	196.0	14.5	0.0
Primary products.....		331316-P	12/81	199.7	201.7	201.6	14.5	0.0
Extruded aluminum rod, bar, and other extruded shapes. . .		331316-1	12/81	205.1	206.8	206.6	14.0	-0.1
Extruded and drawn aluminum tube.....		331316-3	12/94	121.5	-	124.4	17.6	-
Other aluminum rolling and drawing.....	331319		12/03	151.1	-	152.5	9.9	-
Primary products.....		331319-P	12/03	137.8	-	139.6	6.9	-
Secondary products and miscellaneous receipts.....		331319-SM						
Nonferrous (exc alum) production & processing.....	3314		12/03	267.8	263.6	262.7	22.4	-0.3
Nonferrous metal (except aluminum) smelting and refining.....	33141		12/03	314.5	312.1	313.7	25.9	0.5
Nonferrous metal (except aluminum) smelting and refining.....	331410		12/09	121.5	120.6	121.1	25.6	0.4
Primary products.....		331410-P	12/09	123.3	121.9	123.0	27.1	0.9
Nonferrous metal (except aluminum) smelting and refining.....		331410-0	12/09	123.3	121.9	123.0	27.1	0.9
Primary smelting and refining of copper.....		331410-01	06/80	367.7	364.6	361.4	27.4	-0.9
All other miscellaneous primary nonferrous metals (excluding aluminum).....		331410-04	06/80	213.4	-	217.8	24.0	-
Secondary and miscellaneous.....		331410-SM						
Copper rolling/drawing/extruding & alloying.....	33142		12/03	291.2	289.3	282.3	21.1	-2.4
Copper rolling, drawing and extruding.....	331421		12/80	398.6	400.0	388.8	21.8	-2.8
Primary products.....		331421-P	12/80	425.4	426.9	415.0	21.6	-2.8
Copper wire, bare and tinned (nonelectrical).....		331421-1	12/80	465.4	448.0	474.3	34.2	5.9
Copper and copper-base alloy rod, bar, and shapes.....		331421-3	12/80	456.6	457.5	447.5	20.8	-2.2
Copper and copper-base alloy sheet, strip, and plate.....		331421-7	12/80	439.6	442.1	409.0	14.7	-7.5
Copper and copper-base alloy pipe and tube.....		331421-9	12/80	387.5	392.2	381.7	24.6	-2.7
Secondary products and miscellaneous receipts.....		331421-SM						
Copper wire, except mechanical, drawing.....	331422		12/03	262.3	255.3	248.4	17.0	-2.7
Primary products.....		331422-P	12/03	297.4	288.0	279.2	18.6	-3.1
Copper wire, except mechanical, drawing.....		331422-1	12/03	297.4	288.0	279.2	18.6	-3.1
Secondary products and miscellaneous receipts.....		331422-SM						
Secondary products.....		331422-S	12/82	513.5	-	-	-	-
Secondary processing of copper.....	331423		12/03	331.9	324.7	331.5	31.8	2.1
Primary products.....		331423-P	12/03	339.5	330.8	338.2	33.1	2.2
Secondary smelting, refining, and alloying of copper.....		331423-0	06/80	488.1	475.7	486.3	33.1	2.2
Secondary products and miscellaneous receipts.....		331423-SM						
Other nonferrous roll/draw/extruding/alloying.....	33149		12/03	230.2	222.0	227.1	22.0	2.3
Nonferrous metal, except Cu and Al, shaping.....	331491		12/03	209.3	203.5	207.9	17.9	2.2

See footnotes at end of table.

**Table 5. Producer price indexes for the net output of selected industries and their products, not seasonally adjusted — Continued**

Industry and product <sup>1</sup>	Industry code	Product code	Index base	Index			Percent change to Aug. 2011 from:	
				Apr. 2011 <sup>2</sup>	July 2011 <sup>2</sup>	Aug. 2011 <sup>2</sup>	Aug. 2010	July 2011
Nonferrous metal, except Cu and Al, shaping - Continued								
Primary products.....		331491-P	12/03	186.1	179.4	184.2	15.3	2.7
All other nonferrous metal mill shapes.....		331491-D	06/82	228.4	217.0	218.6	17.7	0.7
Nickel and nickel-base alloy mill shapes.....		331491-2	06/82	259.9	247.9	267.9	17.3	8.1
Titanium and titanium-base alloy mill shapes.....		331491-3	06/82	192.4	191.8	193.5	12.6	0.9
Secondary products and miscellaneous receipts.....		331491-SM						
Secondary products.....		331491-S	06/82	294.6	294.6	-	-	-
Secondary processing of nonferrous metals, other than copper and aluminum.....	331492		12/03	253.5	240.8	246.5	26.4	2.4
Primary products.....		331492-P	12/03	252.3	238.4	246.2	29.1	3.3
All other miscellaneous secondary nonferrous metals, including secondary lead.....		331492-B	06/11	-	94.8	96.6	-	1.9
Non copper and aluminum nonferrous metal powders, paste, and flakes.....		331492-1	06/85	220.3	222.6	222.2	19.2	-0.2
Secondary smelting, refining, and alloying of zinc.....		331492-7	06/80	306.4	-	-	-	-
Secondary precious metals and precious metal alloys.....		331492-9	06/80	236.3	220.1	237.2	77.3	7.8
Secondary products and miscellaneous receipts.....		331492-SM						
Secondary products.....		331492-S	12/03	265.5	-	-	-	-
Foundries.....	3315		12/03	146.5	147.2	147.8	5.7	0.4
Ferrous metal foundries.....	33151		12/84	201.6	203.3	204.3	6.2	0.5
Iron foundries.....	331511		12/80	236.0	238.0	239.7	7.2	0.7
Primary products.....		331511-P	12/80	234.7	236.8	237.8	7.1	0.4
Pearlitic malleable iron castings.....		331511-C	12/03	158.1	159.1	159.2	3.2	0.1
Ductile iron pressure pipe and fittings.....		331511-1	12/80	302.1	-	302.7	3.1	-
Other ductile iron castings.....		331511-3	06/86	164.5	166.3	167.7	6.0	0.8
Cast iron soil pipe and fittings, all sizes.....		331511-7	12/03	168.9	176.6	176.1	16.6	-0.3
Other gray iron castings.....		331511-9	12/03	151.2	152.1	153.0	9.2	0.6
Secondary products and miscellaneous receipts.....		331511-SM						
Miscellaneous receipts.....		331511-M	12/03	158.3	158.3	-	-	-
Secondary products.....		331511-S	12/03	166.0	167.4	-	-	-
Steel investment foundries.....	331512		06/81	243.3	243.2	242.5	3.7	-0.3
Steel investment castings.....		331512-0	06/81	234.2	234.1	233.7	2.7	-0.2
Hi-temp metal investment castings (iron, nickel, or cobalt-base alloys).....		331512-02	06/93	127.0	127.0	126.8	2.7	-0.2
Secondary products and miscellaneous receipts.....		331512-SM						
Secondary products.....		331512-S	06/81	364.6	362.7	-	-	-
Steel foundries, except investment.....	331513		06/81	203.1	205.8	205.5	3.9	-0.1
Primary products.....		331513-P	12/03	146.6	148.8	148.6	3.3	-0.1
Carbon steel castings, except investment.....		331513-1	06/81	224.9	228.8	228.8	2.3	0.0
High alloy steel castings, except investment.....		331513-3	06/81	203.8	205.5	204.5	4.9	-0.5
Other alloy steel castings, except investment.....		331513-5	12/03	144.2	146.5	146.5	3.6	0.0
Secondary products and miscellaneous receipts.....		331513-SM						
Nonferrous metal foundries.....	33152		12/84	193.2	193.4	193.8	5.0	0.2
Aluminum die-casting foundries.....	331521		06/91	134.6	134.9	134.9	6.5	0.0
Primary products.....		331521-P	06/83	163.8	164.2	164.2	6.7	0.0
Aluminum and aluminum-base alloy die-castings.....		331521-0	06/83	163.8	164.2	164.2	6.7	0.0
Secondary products and miscellaneous receipts.....		331521-SM						
Secondary products.....		331521-S	06/91	159.7	159.6	159.2	4.7	-0.3
Nonferrous, except Al, die-casting foundries.....	331522		06/91	183.6	181.7	183.6	5.2	1.0
Primary products.....		331522-P	06/91	195.2	193.0	195.2	5.2	1.1
Nonferrous (except aluminum) die-castings.....		331522-0	06/91	195.2	193.0	195.2	5.2	1.1
Zinc and zinc-base alloy die-castings.....		331522-02	06/83	235.4	230.5	233.2	3.7	1.2
Secondary products and miscellaneous receipts.....		331522-SM						
Secondary products.....		331522-S	06/91	134.1	133.4	133.8	5.0	0.3
Aluminum foundries, except die-casting.....	331524		06/91	156.2	157.5	157.6	1.0	0.1
Primary products.....		331524-P	06/91	155.1	156.5	156.6	0.8	0.1
Aluminum foundries.....		331524-0	06/91	155.1	156.5	156.6	0.8	0.1
Aluminum and aluminum-base alloy sand castings.....		331524-01	06/83	212.4	213.2	213.8	1.0	0.3
Aluminum and aluminum-base alloy permanent and semipermanent mold castings (exc cast aluminum).....		331524-02	06/83	158.8	161.6	161.4	0.9	-0.1
Secondary products and miscellaneous receipts.....		331524-SM						
Copper foundries, except die-casting.....	331525		06/83	353.3	353.0	354.2	12.7	0.3
Primary products.....		331525-P	06/83	348.8	350.3	352.6	14.7	0.7
Copper castings, except die-castings.....		331525-0	06/83	348.8	350.3	352.6	14.7	0.7
Secondary products and miscellaneous receipts.....		331525-SM						
Secondary products.....		331525-S	06/83	278.6	278.6	276.6	0.5	-0.7
Other nonferrous foundries, except die-casting.....	331528		06/83	210.1	209.8	207.4	2.0	-1.1

See footnotes at end of table.

**Table 5. Producer price indexes for the net output of selected industries and their products, not seasonally adjusted — Continued**

Industry and product <sup>1</sup>	Industry code	Product code	Index base	Index			Percent change to Aug. 2011 from:	
				Apr. 2011 <sup>2</sup>	July 2011 <sup>2</sup>	Aug. 2011 <sup>2</sup>	Aug. 2010	July 2011
Other nonferrous foundries, except die-casting - Continued								
Primary products.....		331528-P	06/83	198.3	198.0	195.5	1.9	-1.3
Other nonferrous foundries.....		331528-0	06/83	198.3	198.0	195.5	1.9	-1.3
Secondary products and miscellaneous receipts.....		331528-SM						
Secondary products.....		331528-S	06/83	271.4	271.4	274.0	0.5	1.0
Fabricated metal product mfg.....	332		12/84	182.1	184.0	184.1	3.6	0.1
Forging & stamping.....	3321		12/03	136.1	137.2	136.6	4.3	-0.4
Forging & stamping.....	33211		12/03	136.1	137.2	136.6	4.3	-0.4
Iron and steel forging.....	332111		12/83	157.4	158.6	158.5	5.4	-0.1
Primary products.....		332111-P	12/83	150.9	152.1	152.2	4.4	0.1
Hot impression die impact, press and upset steel forgings..		332111-1	12/83	161.1	162.3	162.3	4.2	0.0
Hot impression die impact, press, and upset carbon steel forgings.....		332111-11	12/83	180.7	183.7	182.4	4.3	-0.7
Hot impression die impact, press, & upset alloy steel forgings, except stainless and high-temp.....		332111-12	12/83	145.0	143.9	144.6	3.4	0.5
Hot impression die impact, press, and upset stainless steel forgings.....		332111-13	12/83	193.6	196.8	—	—	—
Open die and smith forgings (hammer and press), ferrous, made from purchased iron and steel.....		332111-8	12/83	146.9	148.2	149.2	4.2	0.7
Secondary products and miscellaneous receipts.....		332111-SM						
Secondary products.....		332111-S	12/83	172.9	—	—	—	—
Nonferrous forging.....	332112		12/83	156.7	158.4	156.9	1.8	-0.9
Primary products.....		332112-P	12/83	167.9	169.8	168.2	1.8	-0.9
Hot impression die impact, press and upset nonferrous forgings.....		332112-5	12/83	165.7	169.5	167.3	2.3	-1.3
Hot impression die impact, press, and upset aluminum and aluminum alloy forgings.....		332112-521	12/83	180.1	182.6	182.3	-2.0	-0.2
Hot impression die impact, press, and upset titanium and titanium alloy forgings.....		332112-523	12/83	136.5	136.4	129.9	-1.9	-4.8
Other nonferrous hot impression die impact, press, and upset forgings.....		332112-527	06/98	113.5	120.2	120.2	—	0.0
Secondary products and miscellaneous receipts.....		332112-SM						
Custom roll forming.....	332114		12/03	143.2	140.7	141.0	-0.4	0.2
Primary products.....		332114-P	12/84	171.7	168.5	168.8	-0.4	0.2
Custom roll form products.....		332114-0	06/90	166.7	163.6	163.9	-0.4	0.2
Secondary products and miscellaneous receipts.....		332114-SM						
Secondary products.....		332114-S	12/84	132.8	—	133.8	0.9	—
Powder metallurgy part manufacturing.....	332117		12/03	122.0	123.3	120.9	4.4	-1.9
Primary products.....		332117-P	12/03	122.2	123.4	120.9	4.5	-2.0
Powder metallurgy parts.....		332117-0	12/91	125.4	126.6	124.1	4.5	-2.0
Secondary products and miscellaneous receipts.....		332117-SM						
Secondary products.....		332117-S	12/03	117.4	118.5	118.5	1.4	0.0
Metal crown, closure, and other metal stamping, except automotive.....	332119		06/84	182.7	186.2	185.2	6.4	-0.5
Primary products.....		332119-P	12/03	141.6	144.5	144.0	6.5	-0.3
Metal job stampings.....		332119-6	12/03	141.7	144.8	144.3	6.7	-0.3
Metal job stampings, except automotive.....		332119-61	06/84	187.3	192.6	191.8	8.5	-0.4
Stamped and pressed metal end products, including vitreous enameled products.....		332119-66	06/84	156.5	156.5	156.3	0.3	-0.1
Secondary products and miscellaneous receipts.....		332119-SM						
Secondary products.....		332119-S	12/03	111.4	112.6	112.0	1.7	-0.5
Cutlery & handtool mfg.....	3322		12/03	121.7	122.0	122.2	1.5	0.2
Cutlery & handtool mfg.....	33221		12/03	121.6	122.0	122.2	1.5	0.2
Cutlery and flatware, except precious, mfg.....	332211		12/83	200.1	198.6	200.6	2.3	1.0
Primary products.....		332211-P	12/83	213.6	211.9	213.9	2.2	0.9
Cutlery, scissors, shears, trimmers, and snips.....		332211-2Z	12/83	191.3	192.3	192.6	—	0.2
Kitchen and other cutlery.....		332211-2Z2	12/09	100.0	100.8	101.3	—	0.5
All other knives, including nonelectric hair clippers.....		332211-2Z4	12/00	121.4	121.4	121.4	—	0.0
Razor blades and razors, except electric.....		332211-3	12/83	228.7	226.0	228.7	2.7	1.2
Secondary products and miscellaneous receipts.....		332211-SM						
Miscellaneous receipts.....		332211-M	03/87	25.8	25.9	—	—	—
Hand and edge tool manufacturing.....	332212		06/83	205.3	206.5	206.6	1.2	0.0
Primary products.....		332212-P	06/83	212.2	213.5	213.6	1.0	0.0
Mechanics' hand service tools.....		332212-2	06/83	218.5	219.8	219.6	-0.5	-0.1
Other mechanics' hand service tools.....		332212-23	06/06	112.3	112.3	112.3	0.4	0.0
Mechanics' wrenches.....		332212-24	06/83	231.8	234.3	233.9	0.5	-0.2
Mechanics' pliers, including solid joint and slip joint.....		332212-25	06/06	107.0	107.0	107.0	-3.7	0.0
Edge tools, hand-operated.....		332212-3	06/96	132.4	133.8	134.8	2.0	0.7

See footnotes at end of table.

**Table 5. Producer price indexes for the net output of selected industries and their products, not seasonally adjusted — Continued**

Industry and product <sup>1</sup>	Industry code	Product code	Index base	Index			Percent change to Aug. 2011 from:	
				Apr. 2011 <sup>2</sup>	July 2011 <sup>2</sup>	Aug. 2011 <sup>2</sup>	Aug. 2010	July 2011
Hand and edge tool manufacturing - Continued								
Dies, interchangeable cutting tools for machines & power-driven handtools, other handtools nec. ....		332212-6	06/06	112.6	113.0	113.0	2.1	0.0
Precision measuring tools (inspection, quality control, tool room and machinists') .....		332212-9	06/83	185.8	188.3	188.3	1.6	0.0
Precision measuring tools, incl comparators, fixture, thread & adjustable, QC laser systems .....		332212-91	06/06	108.5	110.0	110.0	1.6	0.0
Secondary products and miscellaneous receipts .....		332212-SM						
Miscellaneous receipts .....		332212-M	06/83	139.9	140.5	140.9	2.1	0.3
Secondary products .....		332212-S	06/83	230.5	230.5	-	-	-
Saw blade & handsaw manufacturing .....	332213		06/83	162.9	162.8	160.9	-0.6	-1.2
Primary products .....		332213-P	06/83	162.4	162.2	159.8	-1.2	-1.5
Saw blades and handsaws .....		332213-0	06/83	173.3	173.1	170.5	-1.2	-1.5
Secondary products and miscellaneous receipts .....		332213-SM						
Miscellaneous receipts .....		332213-M	06/83	175.7	175.7	175.7	2.3	0.0
Secondary products .....		332213-S	06/83	131.5	-	-	-	-
Kitchen utensil, pot & pan manufacturing .....	332214		12/03	121.1	122.6	123.3	2.9	0.6
Primary products .....		332214-P	12/03	121.6	123.1	123.5	2.6	0.3
Stamped and spun utensils, cooking and kitchen, aluminum .....		332214-1	06/84	175.7	178.5	178.5	1.7	0.0
Stamped and spun utensils, cooking and kitchen, except aluminum .....		332214-3	06/84	208.8	209.9	212.0	4.4	1.0
Secondary products and miscellaneous receipts .....		332214-SM						
Miscellaneous receipts .....		332214-M	12/03	107.3	109.4	111.2	5.1	1.6
Secondary products .....		332214-S	12/03	144.3	144.3	146.6	5.2	1.6
Architectural & structural metals mfg. ....	3323		12/03	141.6	143.6	143.3	5.7	-0.2
Plate work & fabricated structural prod mfg. ....	33231		12/03	148.4	150.4	149.6	6.2	-0.5
Prefabricated metal buildings and components .....	332311		12/81	275.1	281.9	279.6	11.8	-0.8
Primary products .....		332311-P	12/81	286.3	294.5	291.9	12.4	-0.9
Prefabricated metal bldg & component systems (excl. farm service bldgs, resid bldgs, & parts) .....		332311-1	12/81	282.0	286.5	284.6	13.9	-0.7
Prefabricated metal building systems (excl. farm service bldgs, resid. bldgs, and parts) .....		332311-11	06/07	119.6	127.1	127.1	10.9	0.0
Industrial & commercial prefab metal building systems (excl farm svc bldgs, residential, parts) .....		332311-12	06/07	139.5	140.7	139.6	14.4	-0.8
Other prefabricated and portable metal buildings and parts .....		332311-3	12/81	292.5	310.8	306.4	8.9	-1.4
Other prefabricated & portable buildings, steel and aluminum .....		332311-33	12/97	207.8	223.1	221.7	10.0	-0.6
Panels, parts, and sections for prefabricated buildings, steel and aluminum .....		332311-34	12/81	247.5	-	248.6	6.5	-
Secondary products and miscellaneous receipts .....		332311-SM						
Fabricated structural metal manufacturing .....	332312		12/03	139.5	141.1	140.3	4.7	-0.6
Primary products .....		332312-P	06/82	190.4	192.3	191.1	5.0	-0.6
Fabricated structural metal bar joists and concrete reinforcing bars .....		332312-1	06/82	178.3	180.2	178.7	2.9	-0.8
Fabricated structural metal for bridges .....		332312-3Z	06/82	180.3	181.5	179.8	3.3	-0.9
Fabricated structural iron and steel for industrial buildings metal bar joists, short span .....		332312-11	06/11	-	100.1	99.4	-	-0.7
Fabricated structural iron & steel for commercial, residential, institutional, & public bldgs .....		332312-12	06/11	-	101.7	100.7	-	-1.0
Other fabricated structural metal .....		332312-5	06/82	217.5	219.2	219.2	9.6	0.0
Secondary products and miscellaneous receipts .....		332312-SM						
Miscellaneous receipts .....		332312-M	06/87	165.1	166.4	164.7	-0.2	-1.0
Secondary products .....		332312-S	06/82	226.5	238.8	242.7	9.5	1.6
Plate work manufacturing .....	332313		12/03	141.6	142.2	142.3	3.6	0.1
Primary products .....		332313-P	12/03	142.7	143.0	143.1	3.8	0.1
Fabricated plate work (stacks and weldments) .....		332313-0	03/80	216.4	216.9	217.0	3.8	0.0
Secondary products and miscellaneous receipts .....		332313-SM						
Secondary products .....		332313-S	03/80	224.5	228.2	227.9	2.4	-0.1
Ornamental & architectural metal prod mfg. ....	33232		12/03	136.8	138.7	138.9	5.3	0.1
Metal window and door manufacturing .....	332321		06/83	206.8	212.4	212.3	6.7	0.0
Primary products .....		332321-P	06/83	213.7	220.2	220.1	7.4	0.0
Metal windows (except storm sash) .....		332321-A	06/83	191.3	194.5	194.5	4.3	0.0
Metal doors (except storm doors) .....		332321-1	06/83	218.1	226.0	225.9	8.6	0.0
Metal combination screen, storm sash, and storm doors. . .		332321-7	06/83	172.9	173.1	173.1	0.3	0.0
Metal molding and trim and store fronts .....		332321-8	06/83	363.0	378.9	379.0	10.0	0.0
Metal window and door screens, (except combination) and metal weatherstrip .....		332321-9	06/83	203.9	206.2	206.8	8.6	0.3
Secondary products and miscellaneous receipts .....		332321-SM						
Miscellaneous receipts .....		332321-M	07/83	151.6	152.1	-	-	-

See footnotes at end of table.

**Table 5. Producer price indexes for the net output of selected industries and their products, not seasonally adjusted — Continued**

Industry and product <sup>1</sup>	Industry code	Product code	Index base	Index			Percent change to Aug. 2011 from:	
				Apr. 2011 <sup>2</sup>	July 2011 <sup>2</sup>	Aug. 2011 <sup>2</sup>	Aug. 2010	July 2011
Metal window and door manufacturing - Continued								
Secondary products.....		332321-S	06/83	182.9	183.0	183.1	2.2	0.1
Sheet metal work manufacturing.....	332322		12/82	196.0	197.7	197.8	4.4	0.1
Primary products.....		332322-P	12/82	199.8	201.7	201.8	4.5	0.0
Sheet metal awnings, canopies, cornices, and soffits.....		332322-A	01/05	—	131.7	131.2	—	-0.4
Sheet metal electronic enclosures.....		332322-C	06/11	—	100.0	99.9	—	-0.1
Steel sheet metal computer & peripheral equipment enclosures.....		332322-C1	06/11	—	100.0	100.0	—	0.0
Aluminum sheet metal computer & peripheral equipment enclosures.....		332322-C2	06/11	—	100.0	100.3	—	0.3
Other sheet metal electronic enclosures (excluding computers).....		332322-C3	06/11	—	100.0	99.9	—	-0.1
Other sheet metal work.....		332322-G	12/03	120.3	120.9	120.9	0.1	0.0
Sheet metal roof ventilators, louvers, & dampers for heating, ventilation, and air-conditioning.....		332322-G1	12/03	126.5	—	—	—	—
Sheet metal air-conditioning ducts and stove pipe.....		332322-1	12/03	167.2	170.6	170.5	10.4	-0.1
Sheet metal culverts, flumes, irrigation pipes, etc.....		332322-3	12/03	—	203.6	203.6	—	0.0
Sheet metal roofing and roof drainage equipment.....		332322-7	12/03	149.2	145.4	145.2	8.5	-0.1
Sheet metal flooring and siding.....		332322-9	12/03	148.7	—	—	—	—
Secondary products and miscellaneous receipts.....		332322-SM						
Miscellaneous receipts.....		332322-M	12/03	114.5	—	—	—	—
Secondary products.....		332322-S	12/03	120.8	121.4	121.3	4.3	-0.1
Ornamental and architectural metal work mfg.....	332323		12/83	239.1	240.6	242.1	5.0	0.6
Primary products.....		332323-P	12/83	251.7	253.6	254.8	5.2	0.5
Metal grilles, registers, and air diffusers.....		332323-1	12/97	142.1	143.3	143.3	1.3	0.0
Ornamental and architectural metal work.....		332323-2	12/97	144.0	146.3	145.5	6.4	-0.5
Iron, steel, and aluminum stairs, staircases, and fire escapes.....		332323-21	12/83	176.6	179.6	178.1	6.1	-0.8
Steel and aluminum fences, gates (other than wire), and railings and window guards.....		332323-22	12/97	145.6	147.7	147.8	7.2	0.1
Open metal flooring, grating, and studs.....		332323-6	12/97	187.9	183.0	190.9	13.0	4.3
Other architectural and ornamental metal work.....		332323-9	12/97	161.0	160.8	161.4	8.2	0.4
Other aluminum and metal architectural and ornamental work.....		332323-91	12/88	153.3	152.8	155.5	4.2	1.8
Other iron and steel architectural and ornamental work.....		332323-92	12/97	175.0	174.8	174.8	10.1	0.0
Secondary products and miscellaneous receipts.....		332323-SM						
Miscellaneous receipts.....		332323-M	12/84	145.7	143.4	148.4	4.5	3.5
Secondary products.....		332323-S	12/83	160.4	161.6	162.6	1.6	0.6
Boiler, tank & shipping container mfg.....	3324		12/03	140.6	141.8	142.2	-1.7	0.3
Power boiler & heat exchanger mfg.....	33241		12/03	151.0	154.4	155.5	6.6	0.7
Power boiler and heat exchanger manufacturing.....	332410		12/03	151.0	154.5	155.6	6.6	0.7
Primary products.....		332410-P	12/03	149.7	151.3	152.6	4.4	0.9
Fabricated heat exchangers and steam condensers (except for nuclear applications).....		332410-1	03/80	308.4	312.8	317.0	4.0	1.3
Steel power boilers (stationary and marine), parts and attachments (exc. for nuclear app).....		332410-5	03/80	234.4	235.9	236.4	5.1	0.2
Water tube steel, fire tube steam and vertical, and other power boilers (stationary and marine).....		332410-51	06/11	—	100.9	101.1	—	0.2
Parts and attachments for steel power boilers (sold separately) (exc. nuclear applications).....		332410-52	06/11	—	100.3	100.5	—	0.2
Secondary products and miscellaneous receipts.....		332410-SM						
Secondary products.....		332410-S	03/80	—	275.0	275.0	—	0.0
Metal tank (heavy gauge) mfg.....	33242		12/03	139.4	139.8	140.8	0.4	0.7
Metal tank, heavy gauge, manufacturing.....	332420		12/03	139.3	139.7	140.8	0.4	0.8
Primary products.....		332420-P	12/03	139.6	139.7	141.0	-0.3	0.9
Metal tanks, complete at factory (standard line nonpressure).....		332420-C	03/80	212.7	212.8	215.7	-4.3	1.4
Metal tanks and vessels, custom fabricated at factory, field erected.....		332420-E	03/80	266.1	270.4	276.6	3.9	2.3
Ferrous metal pressure tanks and vessels (more than 24 inch diameter and 5 cu ft capacity).....		332420-E1	06/11	—	100.9	102.7	—	1.8
All other metal tanks and vessels, custom fabricated at the factory.....		332420-E2	06/11	—	102.1	104.9	—	2.7
Metal tanks and vessels, custom fabricated and field erected.....		332420-G	03/80	199.6	199.3	198.7	-4.5	-0.3
Gas cylinders.....		332420-7Z	03/80	195.6	—	—	—	—
Metal tanks, complete at factory (standard line pressure).....		332420-9Z	03/80	204.9	204.4	204.3	1.1	0.0
Secondary products and miscellaneous receipts.....		332420-SM						
Miscellaneous receipts.....		332420-M	12/86	211.9	—	—	—	—
Secondary products.....		332420-S	03/80	—	196.4	195.1	—	-0.7
Light gauge metal container mfg.....	33243		12/84	144.7	145.5	145.7	-4.6	0.1

See footnotes at end of table.

**Table 5. Producer price indexes for the net output of selected industries and their products, not seasonally adjusted — Continued**

Industry and product <sup>1</sup>	Industry code	Product code	Index base	Index			Percent change to Aug. 2011 from:	
				Apr. 2011 <sup>2</sup>	July 2011 <sup>2</sup>	Aug. 2011 <sup>2</sup>	Aug. 2010	July 2011
Metal can manufacturing.....	332431		06/81	154.2	154.3	154.5	-6.7	0.1
Primary products.....		332431-P	06/81	150.7	150.7	150.8	-7.3	0.1
Steel cans and tinware products.....		332431-1	06/81	210.0	210.1	210.2	1.6	0.0
Aluminum cans (including lids, ends, and parts shipped separately).....		332431-3	06/81	112.7	112.7	112.6	-13.1	-0.1
Secondary products and miscellaneous receipts.....		332431-SM						
Secondary products.....		332431-S	06/81	189.2	—	—	—	—
Other metal container manufacturing.....	332439		12/03	137.7	141.1	140.9	2.8	-0.1
Primary products.....		332439-P	12/03	141.0	145.0	144.8	3.2	-0.1
Steel pails, 1 to 12 gallon capacity and fabricated steel boxes.....		332439-1	06/83	216.4	223.2	222.3	3.0	-0.4
Steel pails, 1 to 12 gallon capacity.....		332439-11	12/05	108.2	111.6	111.1	3.0	-0.4
Other metal container manufacturing.....		332439-6	12/03	113.5	113.5	113.5	0.8	0.0
Secondary products and miscellaneous receipts.....		332439-SM						
Secondary products.....		332439-S	12/03	109.4	—	—	—	—
Hardware mfg.....	3325		12/03	130.3	131.0	132.3	3.9	1.0
Hardware mfg.....	33251		12/03	130.3	131.0	132.3	3.9	1.0
Hardware manufacturing.....	332510		06/85	174.8	175.7	177.4	3.9	1.0
Primary products.....		332510-P	06/85	171.5	172.3	174.3	4.7	1.2
All other miscellaneous hardware.....		332510-A	06/85	219.0	—	—	—	—
Furniture hardware (excluding cabinet hardware).....		332510-2	06/85	197.7	197.7	197.7	0.7	0.0
Builders' hardware, including fabricated metal safe and vault locks, & cabinet hardware.....		332510-4	06/85	200.9	203.3	207.4	7.4	2.0
Motor vehicle hardware (lock units, door & window handles, window regulators, hinges, etc.).....		332510-6	06/85	119.2	118.5	118.7	2.5	0.2
Other transportation equipment hardware (except motor vehicle hardware).....		332510-7	06/85	284.4	284.4	284.4	0.7	0.0
Secondary products and miscellaneous receipts.....		332510-SM						
Miscellaneous receipts.....		332510-M	07/85	229.8	231.8	230.8	-6.3	-0.4
Secondary products.....		332510-S	06/85	187.8	188.0	188.1	3.8	0.1
Spring & wire product mfg.....	3326		12/03	150.7	152.5	152.2	3.9	-0.2
Spring & wire product mfg.....	33261		12/03	150.7	152.5	152.2	3.9	-0.2
Spring, heavy gauge, manufacturing.....	332611		06/81	178.9	181.1	182.4	7.5	0.7
Primary products.....		332611-P	06/81	190.6	193.0	194.7	8.5	0.9
Hot formed steel springs, except wire.....		332611-1	06/81	214.8	219.3	—	—	—
Cold formed steel springs, except wire.....		332611-3	06/81	159.3	159.3	159.3	0.5	0.0
Secondary products and miscellaneous receipts.....		332611-SM						
Secondary products.....		332611-S	06/81	168.7	172.1	172.1	5.9	0.0
Spring, light gauge, manufacturing.....	332612		12/82	161.7	162.9	162.6	1.4	-0.2
Primary products.....		332612-P	12/82	169.3	170.7	170.4	1.7	-0.2
Precision mechanical wire springs.....		332612-2	12/82	177.1	179.6	179.5	2.1	-0.1
Precision mechanical extension- and torsion-type wire springs.....		332612-21	06/01	153.0	153.3	153.3	1.5	0.0
Precision mechanical compression-type wire springs.....		332612-22	06/01	116.3	119.2	119.1	2.7	-0.1
Other wire springs including spring units for box springs, innerspring mattresses, etc.....		332612-4	12/82	162.7	163.5	163.1	1.4	-0.2
Secondary products and miscellaneous receipts.....		332612-SM						
Miscellaneous receipts.....		332612-M	06/95	99.3	—	99.3	0.0	—
Secondary products.....		332612-S	12/82	127.3	127.4	127.3	0.9	-0.1
Other fabricated wire product manufacturing.....	332618		12/82	217.5	220.3	219.6	4.2	-0.3
Primary products.....		332618-P	12/82	207.9	210.8	210.0	4.4	-0.4
Other ferrous wire products, excluding springs, made from purchased wire.....		332618-B	12/82	221.4	223.9	223.7	5.2	-0.1
Noninsulated ferrous wire rope, cable, forms & strand, made from purchased wire.....		332618-1	12/82	203.1	203.5	203.9	1.8	0.2
Other fabricated wire products, made from purchased wire.....		332618-2	06/85	101.4	105.2	101.3	0.4	-3.7
Ferrous wire cloth & other ferrous woven wire products, made from purchased wire.....		332618-3	12/82	149.5	153.9	153.9	-0.2	0.0
Nonferrous wire cloth & other nonferrous woven wire products, made from purchased wire.....		332618-5	12/82	168.1	174.8	168.9	5.2	-3.4
Steel nails, staples, tacks, spikes, & brads, made from purchased wire.....		332618-9	12/03	148.5	149.1	146.0	2.7	-2.1
Secondary products and miscellaneous receipts.....		332618-SM						
Miscellaneous receipts.....		332618-M	12/82	229.8	231.6	232.3	3.6	0.3
Secondary products.....		332618-S	12/82	493.7	495.1	493.8	1.7	-0.3
Mach shops, turn prod, screw, nut, bolt mfg.....	3327		12/03	129.5	130.1	130.3	2.6	0.2
Machine shops.....	33271		12/03	125.1	125.8	125.8	2.7	0.0
Machine shops.....	332710		06/84	166.4	167.4	167.3	2.7	-0.1

See footnotes at end of table.



**Table 5. Producer price indexes for the net output of selected industries and their products, not seasonally adjusted — Continued**

Industry and product <sup>1</sup>	Industry code	Product code	Index base	Index			Percent change to Aug. 2011 from:	
				Apr. 2011 <sup>2</sup>	July 2011 <sup>2</sup>	Aug. 2011 <sup>2</sup>	Aug. 2010	July 2011
Machine shops - Continued								
Primary products.....		332710-P	06/84	163.5	164.5	164.4	3.0	-0.1
Machine shop job work and job order repairs.....		332710-0	06/84	162.3	163.3	163.2	3.0	-0.1
Secondary products and miscellaneous receipts.....		332710-SM						
Secondary products.....		332710-S	06/84	177.0	177.0	177.0	0.1	0.0
Turned product & screw, nut & bolt mfg.....	33272		12/84	170.5	171.1	171.8	2.3	0.4
Precision turned product manufacturing.....	332721		12/83	183.3	184.2	184.9	2.6	0.4
Primary products.....		332721-P	12/83	167.1	167.0	168.2	2.6	0.7
Precision turned products, automotive.....		332721-1	12/83	147.3	146.7	147.6	2.1	0.6
Precision turned products, except automotive.....		332721-5	12/83	177.4	177.5	178.9	2.8	0.8
Precision turned products for aircraft.....		332721-51	12/83	149.9	149.9	155.4	3.7	3.7
Precision turned products for electric and electronic equip. (exc. household appliances).....		332721-53	12/88	142.6	143.2	143.0	3.0	-0.1
Precision turned products for medical supplies.....		332721-54	06/08	100.5	101.4	100.6	-0.1	-0.8
Precision turned products for other machinery.....		332721-55	12/83	131.7	132.3	132.3	3.8	0.0
Precision turned products for ordnance and all other end uses.....		332721-56	12/83	182.8	182.0	183.7	3.1	0.9
Secondary products and miscellaneous receipts.....		332721-SM						
Miscellaneous receipts.....		332721-M	12/88	384.3	-	-	-	-
Secondary products.....		332721-S	12/83	185.5	-	194.2	5.0	-
Bolt, nut, screw, rivet, and washer mfg.....	332722		06/82	171.3	171.7	172.3	2.1	0.3
Primary products.....		332722-P	06/82	174.5	174.9	175.5	2.2	0.3
Products (except fasteners), made by cold-, warm- or hot-heading processes.....		332722-A	06/82	192.7	192.9	192.9	3.4	0.0
Aircraft fasteners, except plastics (including aerospace).....		332722-1	06/82	267.9	270.0	270.0	-0.7	0.0
Externally threaded metal fasteners (except aircraft types).....		332722-3	06/82	153.9	153.4	155.2	3.1	1.2
Hex bolts, including heavy, tap-and-joint (excluding high-strength structural & aircraft types).....		332722-3122	06/82	156.0	156.3	156.5	3.6	0.1
Other metal bolts, including square, round, plow, high-strength structural, & bent bolts.....		332722-3133	12/99	169.9	171.4	172.0	3.1	0.4
Cap, set, machine, lag, flange, and self-locking screws (except aircraft types).....		332722-3144	12/87	173.0	166.6	174.4	6.5	4.7
Tapping screws and wood screws (except aircraft types).....		332722-3155	06/82	158.4	158.3	160.4	-3.3	1.3
Other externally threaded metal fasteners, including studs (except aircraft types).....		332722-3199	12/99	108.1	108.6	108.6	4.7	0.0
Internally threaded fasteners (except aircraft types).....		332722-5	06/82	125.3	127.1	125.0	0.8	-1.7
Nonthreaded metal fasteners (except aircraft types).....		332722-6	06/82	174.1	175.9	175.6	2.9	-0.2
Secondary products and miscellaneous receipts.....		332722-SM						
Miscellaneous receipts.....		332722-M	06/82	169.6	168.8	169.5	0.1	0.4
Secondary products.....		332722-S	06/82	115.8	116.3	116.5	1.0	0.2
Coating/engrave/heat treating & other activity.....	3328		12/03	125.9	126.9	126.5	3.1	-0.3
Coating/engrave/heat treating & other activity.....	33281		12/84	173.3	174.6	174.1	3.1	-0.3
Metal heat treating.....	332811		06/85	158.7	159.6	159.5	4.5	-0.1
Primary products.....		332811-P	06/85	161.4	162.3	162.3	4.7	0.0
Metal heat treating.....		332811-0	06/85	161.4	162.3	162.3	4.7	0.0
Secondary products and miscellaneous receipts.....		332811-SM						
Secondary products.....		332811-S	06/85	136.0	136.0	136.0	0.0	0.0
Metal coating and nonprecious engraving.....	332812		12/84	155.1	156.9	156.1	3.4	-0.5
Primary products.....		332812-P	12/84	159.7	161.6	160.6	3.5	-0.6
Metal coating, engraving, and allied services.....		332812-0	12/84	159.7	161.6	160.6	3.5	-0.6
Etching, engraving, and all other metal coating, including curtain coating and wash coating.....		332812-01	06/08	112.0	112.0	113.0	1.3	0.9
Metal galvanizing and other hot dip metal coating.....		332812-02	12/84	160.3	162.0	158.0	3.2	-2.5
Metal coil coating.....		332812-03	06/08	107.6	-	-	-	-
Metal liquid spray coating, including electrostatic coating.....		332812-04	12/84	182.6	180.7	181.1	0.6	0.2
Metal powder coating, including electrostatic and fluidized bed.....		332812-05	06/97	122.2	120.9	122.2	6.9	1.1
Secondary products and miscellaneous receipts.....		332812-SM						
Miscellaneous receipts.....		332812-M	12/89	111.8	111.8	113.2	1.3	1.3
Secondary products.....		332812-S	12/84	98.4	98.9	99.1	1.7	0.2
Electroplating, anodizing and coloring metal.....	332813		12/84	188.6	188.9	188.8	1.7	-0.1
Primary products.....		332813-P	12/84	191.2	191.5	191.5	1.8	0.0
Electroplating, plating, polishing, anodizing and coloring.....		332813-0	12/84	191.2	191.5	191.5	1.8	0.0
Secondary products and miscellaneous receipts.....		332813-SM						
Secondary products.....		332813-S	12/84	169.3	169.4	169.4	3.7	0.0
Other fabricated metal product mfg.....	3329		12/03	140.2	142.5	143.0	4.6	0.4
Metal valve mfg.....	33291		12/03	142.7	144.5	145.0	4.7	0.3

See footnotes at end of table.

**Table 5. Producer price indexes for the net output of selected industries and their products, not seasonally adjusted — Continued**

Industry and product <sup>1</sup>	Industry code	Product code	Index base	Index			Percent change to Aug. 2011 from:	
				Apr. 2011 <sup>2</sup>	July 2011 <sup>2</sup>	Aug. 2011 <sup>2</sup>	Aug. 2010	July 2011
Industrial valve manufacturing.....	332911		06/91	197.9	201.1	202.5	6.3	0.7
Primary products.....		332911-P	06/91	201.5	205.1	206.0	7.0	0.4
Industrial plug valves (all metals, pressures, and types), incl lubricated, cylindrical, etc.....		332911-A	12/82	205.1	199.9	205.8	7.6	3.0
All other miscellaneous industrial valves.....		332911-B	06/91	180.0	184.1	185.6	4.4	0.8
Industrial ball valves (all metals, pressures, and types), incl. manual & power operated.....		332911-C	06/91	212.6	225.2	225.0	19.8	-0.1
Automatic regulating and control valves and parts (except nuclear), power operated.....		332911-F	12/82	245.1	247.9	247.9	3.6	0.0
Solenoid-operated valves and parts, except nuclear and fluid power transfer.....		332911-H	12/82	266.4	272.6	—	—	—
Gates, globes, angles, straightway (Y-type) checks, stop & check, cross, 3- & 4- way, etc.....		332911-1	06/91	229.9	230.1	231.9	2.7	0.8
Industrial valves for water works and municipal equipment (IBBM, AWWA, and UL).....		332911-2	06/91	258.1	259.7	261.1	6.2	0.5
Industrial butterfly valves (all metals, pressures, and types), incl. manual & power operated.....		332911-4	06/91	167.6	172.3	172.8	6.5	0.3
Secondary products and miscellaneous receipts.....		332911-SM						
Secondary products.....		332911-S	06/91	180.2	180.7	180.7	0.4	0.0
Fluid power valve and hose fitting mfg.....	332912		06/91	184.1	185.7	186.0	4.1	0.2
Primary products.....		332912-P	06/91	185.3	186.6	186.9	4.2	0.2
Parts for fluid power valves.....		332912-G	06/91	165.5	166.1	166.2	2.5	0.1
Nonaerospace type flareless fittings and couplings (incl. nonmetal fittings).....		332912-K	06/91	170.6	170.6	170.6	2.3	0.0
Nonaerospace type hydraulic and pneumatic fittings and couplings for hose.....		332912-L	06/91	188.4	189.6	189.6	1.7	0.0
Nonaerospace type pneumatic valves, except directional control.....		332912-0	12/98	153.3	153.9	154.5	1.4	0.4
Aerospace type hydraulic fluid power valves.....		332912-1	06/91	149.6	151.8	151.8	8.6	0.0
Nonaerospace type hydraulic directional control valves.....		332912-5	06/91	168.3	169.5	170.3	3.5	0.5
Nonaerospace type flared (metal) fittings, couplings and assemblies.....		332912-6	06/91	175.1	175.1	175.1	—	0.0
Nonaerospace type hydraulic valves, except directional control.....		332912-7	12/98	163.6	163.8	164.2	4.5	0.2
Nonaerospace type pneumatic directional control valves.....		332912-9	06/91	171.8	175.7	176.1	4.4	0.2
Secondary products and miscellaneous receipts.....		332912-SM						
Miscellaneous receipts.....		332912-M	12/98	141.8	144.5	144.5	4.1	0.0
Plumbing fixture fitting & trim mfg.....	332913		06/83	245.2	248.6	248.6	3.9	0.0
Primary products.....		332913-P	06/83	249.3	253.6	253.6	3.6	0.0
Single lever plumbing fixture controls, two & three handle bath & shower fittings, & antiscald.....		332913-1	06/83	217.9	224.0	224.0	4.1	0.0
Lavatory and sink fittings (except single control), including drains & overflows (brass goods).....		332913-3	06/98	127.5	130.2	130.2	4.2	0.0
Miscellaneous plumbing fixtures, fittings, and trim (brass goods), incl. lawn sprinklers.....		332913-8	06/83	281.2	283.3	283.3	2.9	0.0
Secondary products and miscellaneous receipts.....		332913-SM						
Miscellaneous receipts.....		332913-M	06/07	109.6	109.6	—	—	—
Secondary products.....		332913-S	06/83	323.0	323.6	323.5	5.9	0.0
Other metal valve and pipe fitting mfg.....	332919		12/82	237.5	238.5	238.5	1.2	0.0
Primary products.....		332919-P	12/82	245.9	247.0	246.9	2.8	0.0
Plumbing and heating valves and specialties, except plumbers' brass goods.....		332919-1	12/82	267.2	—	—	—	—
Metal fittings, flanges, and unions for piping systems.....		332919-4	12/82	289.9	291.6	291.6	-0.2	0.0
Secondary products and miscellaneous receipts.....		332919-SM						
Miscellaneous receipts.....		332919-M	12/82	158.8	—	—	—	—
Secondary products.....		332919-S	12/82	187.1	188.5	188.5	1.4	0.0
All other fabricated metal product mfg.....	332999		12/03	137.9	140.6	141.1	4.6	0.4
Ball and roller bearing manufacturing.....	332991		06/83	234.9	240.8	241.2	3.6	0.2
Primary products.....		332991-P	06/83	231.8	237.6	237.9	3.5	0.1
Ball bearings, complete, unmounted.....		332991-1	06/83	229.8	231.7	231.7	2.3	0.0
Tapered roller bearings (including cups & cones), unmounted.....		332991-3	06/83	216.3	228.1	228.1	5.7	0.0
Roller bearings, except tapered, unmounted.....		332991-5	06/83	267.8	272.4	275.0	3.3	1.0
Mounted bearings, except plain.....		332991-7	06/83	280.1	285.2	285.2	3.4	0.0
Parts and components for ball and roller bearings, including balls and rollers, sold separatel.....		332991-9	06/83	184.3	187.4	186.2	1.4	-0.6
Secondary products and miscellaneous receipts.....		332991-SM						
Small arms ammunition manufacturing.....	332992		06/85	202.0	220.3	220.5	13.2	0.1
Primary products.....		332992-P	06/85	230.0	251.9	252.1	13.9	0.1
Small arms ammunition.....		332992-0	12/06	144.3	158.0	158.2	13.8	0.1
Small arms cartridges and shells.....		332992-0A	06/85	215.8	239.7	239.7	15.8	0.0
Ammunition components.....		332992-06	06/02	159.5	163.9	165.3	7.2	0.9

See footnotes at end of table.

**Table 5. Producer price indexes for the net output of selected industries and their products, not seasonally adjusted — Continued**

Industry and product <sup>1</sup>	Industry code	Product code	Index base	Index			Percent change to Aug. 2011 from:	
				Apr. 2011 <sup>2</sup>	July 2011 <sup>2</sup>	Aug. 2011 <sup>2</sup>	Aug. 2010	July 2011
Small arms ammunition manufacturing - Continued								
Other ammo products, including industrial shells & cartridges, air gun ammo, percussion caps. ....		332992-07	06/02	143.3	146.4	146.3	2.9	-0.1
Secondary products and miscellaneous receipts. ....		332992-SM						
Miscellaneous receipts. ....		332992-M	06/02	168.7	168.7	168.7	0.0	0.0
Ammunition, except small arms, manufacturing. ....	332993		12/85	208.0	211.4	208.7	3.9	-1.3
Primary products. ....		332993-P	12/85	186.9	188.3	188.3	8.5	0.0
All other miscellaneous ammunition (except small arms). . .		332993-3	12/85	149.5	152.6	152.6	12.7	0.0
Secondary products and miscellaneous receipts. ....		332993-SM						
Small arms manufacturing. ....	332994		06/85	198.8	198.7	200.9	0.9	1.1
Primary products. ....		332994-P	06/85	194.6	194.6	197.0	1.0	1.2
Machine guns, 30 mm or less, or 1.18 in or less. ....		332994-1	12/04	101.6	—	—	—	—
Small arms, 30 mm or less, or 1.18 in. or less. ....		332994-9	12/04	111.8	111.7	113.2	1.2	1.3
Secondary products and miscellaneous receipts. ....		332994-SM						
Miscellaneous receipts. ....		332994-M	08/85	283.9	282.0	281.0	-0.9	-0.4
Other ordnance and accessories manufacturing. ....	332995		12/85	174.7	176.2	176.2	7.4	0.0
Primary products. ....		332995-P	12/85	204.3	205.0	205.0	7.8	0.0
All other miscellaneous ordnance and accessories, incl. rocket projectors, etc. (incl. parts). ....		332995-2	12/85	192.7	194.8	194.8	21.3	0.0
Secondary products and miscellaneous receipts. ....		332995-SM1						
Fabricated pipe and pipe fitting mfg. ....	332996		06/81	284.4	288.4	287.9	6.3	-0.2
Primary products. ....		332996-P	06/81	261.0	263.0	262.1	4.0	-0.3
Fabricated pipe and pipe fittings made from purchased pipe. ....		332996-0	12/02	172.6	173.9	173.3	4.0	-0.3
Secondary products and miscellaneous receipts. ....		332996-SM						
Miscellaneous receipts. ....		332996-M	08/81	748.2	798.9	—	—	—
Secondary products. ....		332996-S	04/82	194.9	190.2	199.6	—	4.9
Industrial pattern manufacturing. ....	332997		12/84	162.0	165.9	165.9	6.8	0.0
Primary products. ....		332997-P	12/84	161.3	164.3	164.2	5.1	-0.1
Industrial patterns. ....		332997-0	12/84	161.3	164.3	164.2	5.1	-0.1
Foundry patterns. ....		332997-01	12/84	160.6	163.7	163.8	3.3	0.1
Secondary products and miscellaneous receipts. ....		332997-SM						
Enameled iron and metal sanitary ware mfg. ....	332998		12/80	248.8	253.7	253.7	2.3	0.0
Primary products. ....		332998-P	12/80	244.9	249.3	249.3	2.0	0.0
Enameled iron and metal sanitary ware. ....		332998-0	12/80	225.9	230.0	230.0	2.0	0.0
Secondary products and miscellaneous receipts. ....		332998-SM						
Secondary products. ....		332998-S	12/80	287.0	—	—	—	—
Miscellaneous fabricated metal product mfg. ....	332999		12/03	127.5	129.3	130.4	3.7	0.9
Primary products. ....		332999-P	12/03	129.8	132.0	133.0	3.4	0.8
All other miscellaneous fabricated metal products. ....		332999-H	06/85	171.8	172.3	173.2	1.3	0.5
Secondary products and miscellaneous receipts. ....		332999-SM						
Secondary products. ....		332999-S	12/03	115.6	115.8	115.7	5.0	-0.1
Machinery manufacturing. ....	333		12/03	122.9	123.9	123.9	2.7	0.0
Ag., construction, and mining machinery mfg. ....	3331		12/03	126.9	128.3	128.5	3.0	0.2
Agricultural implement manufacturing. ....	33311		12/03	120.9	121.6	121.6	1.7	0.0
Farm machinery and equipment manufacturing. ....	333111		12/82	194.7	196.1	196.3	2.9	0.1
Primary products. ....		333111-P	12/82	197.3	198.7	199.0	2.9	0.2
Haying machinery and attachments. ....		333111-A	12/82	197.8	197.8	197.8	1.0	0.0
Parts for farm machinery, for sale separately. ....		333111-C	12/82	170.9	172.6	174.3	5.4	1.0
Farm plows, harrows, rollers, pulverizers, etc., and attachments. ....		333111-E	12/02	159.4	160.2	160.2	1.8	0.0
All other farm machinery and equipment, excluding parts, including attachments. ....		333111-G	12/82	231.4	234.8	234.9	4.2	0.0
Commercial turf and grounds care equipment, including parts and attachments. ....		333111-J	12/82	198.8	198.7	199.3	1.7	0.3
Farm-type (power take-off hp) wheel tractors (2/4-wheel drive)(with or without attachments). ....		333111-1	12/82	185.3	185.3	185.3	0.7	0.0
Farm dairy equip., sprayers and dusters, farm blowers, and attachments. ....		333111-4	12/82	207.1	210.9	210.6	10.6	-0.1
Planting, seeding, and fertilizing machinery and attachments. ....		333111-7	12/82	182.0	190.6	191.5	6.6	0.5
Harvesting machinery (except hay and straw) and attachments. ....		333111-9	12/82	202.5	202.5	202.6	2.8	0.0
Secondary products and miscellaneous receipts. ....		333111-SM						
Miscellaneous receipts. ....		333111-M	12/82	142.3	144.3	143.1	1.7	-0.8
Secondary products. ....		333111-S	12/82	188.4	189.2	188.7	2.6	-0.3
Lawn and garden equipment manufacturing. ....	333112		12/82	132.4	132.3	132.4	-1.5	0.1
Primary products. ....		333112-P	12/82	134.2	134.1	134.2	-1.9	0.1

See footnotes at end of table.

**Table 5. Producer price indexes for the net output of selected industries and their products, not seasonally adjusted — Continued**

Industry and product <sup>1</sup>	Industry code	Product code	Index base	Index			Percent change to Aug. 2011 from:	
				Apr. 2011 <sup>2</sup>	July 2011 <sup>2</sup>	Aug. 2011 <sup>2</sup>	Aug. 2010	July 2011
Lawn and garden equipment manufacturing - Continued								
Consumer nonriding lawn, garden, and snow equipment. . .		333112-1	12/82	129.3	129.1	129.2	0.3	0.1
Consumer riding lawn, garden, and snow equipment. . . . .		333112-3	12/82	142.3	142.3	142.3	-3.9	0.0
Parts and attachments for consumer lawn, garden, and snow equipment. . . . .		333112-7	06/03	105.9	106.1	106.1	-2.8	0.0
Secondary products and miscellaneous receipts. . . . .		333112-SM						
Miscellaneous receipts. . . . .		333112-M	06/03	110.7	110.7	110.7	2.7	0.0
Secondary products. . . . .		333112-S	12/82	121.1	121.1	121.3	1.2	0.2
Construction machinery manufacturing. . . . .	33312		12/03	126.0	127.9	128.2	4.2	0.2
Construction machinery manufacturing. . . . .	333120		12/80	225.2	228.6	229.1	4.2	0.2
Primary products. . . . .		333120-P	12/80	217.3	220.4	220.9	3.8	0.2
Power cranes, loaders, dozers, tractors, off-hwy trucks, mixers, pavers, backhoes, etc. . . . .		333120-1	12/03	122.9	124.8	125.2	4.1	0.3
Power cranes, draglines, and shovels (including surface mining equip.)(exc parts). . . . .		333120-11	12/99	131.7	133.1	133.1	3.7	0.0
Mixers, pavers, and related equipment (excluding parts). . . . .		333120-12	12/80	189.5	191.0	191.0	3.1	0.0
Off-highway trucks, haulers, truck-type tractor chassis, trailers, excl. parts. . . . .		333120-13	12/03	131.9	135.8	135.6	4.3	-0.1
Tractor shovel loaders (skid steer, wheel, crawler, and integral design backhoes). . . . .		333120-14	12/80	213.0	219.3	218.7	3.7	-0.3
Construction wheel and crawler tractors, dozers, and self-propelled log skidders. . . . .		333120-15	12/03	122.0	123.4	123.5	4.0	0.1
Graders, rollers and compactors, forklifts, scrapers, trenchers, excl parts. . . . .		333120-16	12/03	122.0	125.0	128.7	7.0	3.0
Construction machinery for mounting (exc parts, winches, snow clearing attach.). . . . .		333120-17	12/99	129.4	131.2	131.1	2.1	-0.1
Other construction machinery and equipment (excluding parts). . . . .		333120-8	12/03	134.2	135.0	135.2	3.4	0.1
Parts for construction machinery and equipment, sold separately. . . . .		333120-9	12/99	133.4	135.2	135.1	2.5	-0.1
Secondary products and miscellaneous receipts. . . . .		333120-SM						
Miscellaneous receipts. . . . .		333120-M	12/80	358.8	368.1	368.3	8.9	0.1
Secondary products. . . . .		333120-S	12/80	236.2	237.3	237.3	1.8	0.0
Mining and oil and gas field machinery mfg. . . . .	33313		12/03	144.6	147.1	147.3	4.0	0.1
Mining machinery and equipment manufacturing. . . . .	333131		06/81	241.2	242.2	244.4	4.2	0.9
Primary products. . . . .		333131-P	06/81	250.9	252.1	255.1	6.1	1.2
Underground mining machinery (except parts sold separately). . . . .		333131-1	06/81	270.8	270.9	270.9	4.4	0.0
Mineral processing & beneficiation machinery (except parts sold separately). . . . .		333131-3	06/81	288.4	288.8	292.6	7.4	1.3
Crushing, pulverizing & screening machinery (except parts sold separately). . . . .		333131-5	06/81	293.0	294.0	294.5	4.7	0.2
Drills and other mining machinery (except parts sold separately). . . . .		333131-7	06/81	263.9	265.7	-	-	-
Parts and attachments for mining machinery and equipment (sold separately). . . . .		333131-9	06/81	224.6	226.8	232.5	7.6	2.5
Mining and rock drill bits. . . . .		333131-91	06/10	104.2	104.2	109.9	9.9	5.5
Parts and attachments for underground mining vehicles. . . . .		333131-93	06/10	108.3	108.3	108.3	8.3	0.0
Parts and attachments for minerals crushing, grinding, sorting, separating, or washing machines. . . . .		333131-94	06/10	100.4	106.8	105.7	6.1	-1.0
Parts and attachments for boring & sinking machinery (excl coal or rock cutters and tunneling). . . . .		333131-96	06/10	102.5	103.5	-	-	-
Parts and attachments for all other mining machinery and equipment. . . . .		333131-97	06/10	100.7	100.9	101.4	1.4	0.5
Secondary products and miscellaneous receipts. . . . .		333131-SM						
Miscellaneous receipts. . . . .		333131-M	06/81	199.7	199.7	199.7	-	0.0
Oil and gas field machinery and equipment. . . . .	333132		12/80	251.0	256.5	256.3	3.8	-0.1
Primary products. . . . .		333132-P	12/80	249.3	252.7	252.6	3.2	0.0
Rotary oil and gas field drilling machinery and equipment. . . . .		333132-1	12/86	267.2	267.9	268.3	3.0	0.1
Other oil and gas field drilling machinery and equipment. . . . .		333132-3Z	12/86	241.8	242.9	242.8	1.1	0.0
Other oil and gas field drilling machinery and equipment (except parts sold separately). . . . .		333132-3Z1	12/10	100.6	101.0	101.0	-	0.0
Parts and attachments for other oil and gas field drilling machinery and equipment. . . . .		333132-3Z2	12/10	99.8	100.3	100.3	-	0.0
Oil and gas field production machinery and equipment (except pumps). . . . .		333132-5Z	12/80	196.5	202.1	202.1	5.2	0.0
Oil and gas field production machinery and equipment (except pumps and parts sold separately). . . . .		333132-5Z1	12/10	101.7	104.6	104.6	-	0.0
Parts and attachments for oil and gas field production machinery and equipment (except pumps). . . . .		333132-5Z2	12/10	99.4	101.4	101.4	-	0.0
Oil and gas field derricks and well surveying machinery. . . . .		333132-9	12/86	101.0	101.1	101.1	-	0.0
Secondary products and miscellaneous receipts. . . . .		333132-SM						
Miscellaneous receipts. . . . .		333132-M	12/80	299.6	321.1	319.8	8.8	-0.4

See footnotes at end of table.

**Table 5. Producer price indexes for the net output of selected industries and their products, not seasonally adjusted — Continued**

Industry and product <sup>1</sup>	Industry code	Product code	Index base	Index			Percent change to Aug. 2011 from:	
				Apr. 2011 <sup>2</sup>	July 2011 <sup>2</sup>	Aug. 2011 <sup>2</sup>	Aug. 2010	July 2011
Oil and gas field machinery and equipment - Continued								
Secondary products.....		333132-S	12/80	168.3	188.4	188.4	6.1	0.0
Industrial machinery manufacturing.....	3332		12/84	167.9	168.3	168.0	1.6	-0.2
Sawmill and woodworking machinery.....	33321		12/03	119.3	120.3	120.4	1.9	0.1
Sawmill and woodworking machinery.....	333210		12/80	190.0	191.6	191.7	1.9	0.1
Primary products.....		333210-P	12/80	195.2	197.1	197.0	1.7	-0.1
Woodworking machinery, including parts, attachments, and accessories.....		333210-3	12/80	186.0	188.0	187.9	1.9	-0.1
Woodworking machinery for home workshops, garages, & service shops, except power handtools.....		333210-5	12/80	188.0	188.0	—	—	—
Secondary products and miscellaneous receipts.....		333210-SM						
Miscellaneous receipts.....		333210-M	04/81	83.4	83.4	83.4	0.8	0.0
Secondary products.....		333210-S	12/80	229.9	231.7	—	—	—
Plastics and rubber industry machinery.....	33322		12/03	122.1	122.2	122.2	2.2	0.0
Plastics and rubber industry machinery.....	333220		12/03	122.1	122.2	122.2	2.2	0.0
Primary products.....		333220-P	12/03	119.7	119.7	119.7	2.0	0.0
Plastics working machinery and equipment, excluding patterns and molds.....		333220-1	12/81	204.0	204.0	204.0	1.4	0.0
Parts for plastics working machinery.....		333220-14	12/08	102.3	102.3	102.3	0.8	0.0
Plastics working machinery and equipment, excluding patterns, molds, and parts sold separately.....		333220-19	12/08	102.8	102.8	102.8	1.6	0.0
Rubber working machinery and equipment, excluding tire molds.....		333220-3	12/81	243.3	244.8	244.7	8.4	0.0
Secondary products and miscellaneous receipts.....		333220-SM						
Miscellaneous receipts.....		333220-M	12/03	145.0	145.0	145.0	1.4	0.0
Other industrial machinery manufacturing.....	33329		12/84	165.5	165.8	165.5	1.5	-0.2
Paper industries machinery manufacturing.....	333291		06/82	203.2	203.8	203.7	1.2	0.0
Primary products.....		333291-P	06/82	205.8	206.7	206.6	1.3	0.0
Paper industries machinery.....		333291-1	12/03	115.0	115.3	115.2	1.3	-0.1
Parts and attachments for paper industries machinery.....		333291-3	06/82	192.5	193.7	193.7	1.3	0.0
Secondary products and miscellaneous receipts.....		333291-SM						
Miscellaneous receipts.....		333291-M	06/82	169.7	169.7	169.7	0.7	0.0
Textile machinery manufacturing.....	333292		12/80	199.3	199.6	199.5	1.2	-0.1
Primary products.....		333292-P	12/80	200.1	200.4	200.3	1.0	0.0
Textile machinery (except parts, attachments, and accessories).....		333292-1	12/80	189.8	189.8	189.8	0.2	0.0
Parts and attachments for textile machinery.....		333292-3	12/80	217.8	218.7	218.4	2.4	-0.1
Secondary products and miscellaneous receipts.....		333292-SM						
Miscellaneous receipts.....		333292-M	06/86	140.7	140.7	140.7	2.1	0.0
Printing machinery and equipment mfg.....	333293		12/82	160.0	160.3	160.3	1.1	0.0
Primary products.....		333293-P	12/82	155.8	156.2	156.1	0.4	-0.1
Printing presses.....		333293-A	06/09	95.5	95.5	95.5	-1.0	0.0
Printing presses, offset lithographic.....		333293-1	12/82	164.2	164.2	164.2	-2.1	0.0
Printing presses, other than lithographic.....		333293-2	12/82	226.0	226.0	226.0	—	0.0
All other miscellaneous printing trades machinery, including parts.....		333293-9	12/88	122.0	122.5	122.3	0.7	-0.2
Other printing machinery and equipment, incl. pre-press preparation & typesetting.....		333293-911	06/01	96.5	97.1	96.9	1.6	-0.2
Parts, attachments, and accessories for printing trades machinery.....		333293-912	06/01	108.8	108.8	108.8	-1.0	0.0
Secondary products and miscellaneous receipts.....		333293-SM						
Miscellaneous receipts.....		333293-M	12/82	193.8	191.8	193.8	8.4	1.0
Food product machinery manufacturing.....	333294		12/83	232.8	233.5	233.4	2.4	0.0
Primary products.....		333294-P	12/83	238.6	239.6	239.5	2.0	0.0
Dairy and milk products plant machinery and equipment.....		333294-1	12/83	219.6	222.2	222.1	0.8	0.0
Commercial food products machinery (except packaging and cooking equipment).....		333294-3	12/83	215.1	215.7	215.7	1.4	0.0
Industrial food products machinery for processing foods, beverages, & animal & fowl feed.....		333294-5	12/83	245.2	246.0	245.9	2.8	0.0
Secondary products and miscellaneous receipts.....		333294-SM						
Miscellaneous receipts.....		333294-M	12/83	171.7	169.4	169.4	3.5	0.0
Secondary products.....		333294-S	12/83	235.6	238.7	238.7	5.4	0.0
Semiconductor machinery manufacturing.....	333295		12/03	90.7	90.3	90.4	-0.3	0.1
Primary products.....		333295-P	12/03	89.6	89.2	89.2	-0.4	0.0
Semiconductor machinery and parts.....		333295-0	06/87	115.2	114.7	114.8	-0.4	0.1
Secondary products and miscellaneous receipts.....		333295-SM						
Miscellaneous receipts.....		333295-M	12/03	103.5	—	103.8	1.0	—
Secondary products.....		333295-S	12/03	103.5	103.5	103.5	0.0	0.0
All other industrial machinery manufacturing.....	333298		12/03	121.9	122.6	121.9	2.8	-0.6

See footnotes at end of table.

**Table 5. Producer price indexes for the net output of selected industries and their products, not seasonally adjusted — Continued**

Industry and product <sup>1</sup>	Industry code	Product code	Index base	Index			Percent change to Aug. 2011 from:	
				Apr. 2011 <sup>2</sup>	July 2011 <sup>2</sup>	Aug. 2011 <sup>2</sup>	Aug. 2010	July 2011
All other industrial machinery manufacturing - Continued								
Primary products.....		333298-P	12/03	120.1	120.8	119.9	1.8	-0.7
Chemical manufacturing machinery, equipment, and parts..		333298-1	12/81	229.1	234.0	230.7	8.6	-1.4
Foundry machinery and equipment, excluding patterns and molds.....		333298-3	12/81	248.4	248.2	249.7	1.5	0.6
Printed circuit board manufacturing machinery, except testing.....		333298-5	06/01	111.1	110.6	110.6	-1.3	0.0
All other miscellaneous special industry machinery and equipment.....		333298-7	12/94	132.2	132.5	131.5	0.1	-0.8
Secondary products and miscellaneous receipts.....		333298-SM						
Miscellaneous receipts.....		333298-M	12/03	124.3	124.3	124.3	8.4	0.0
Secondary products.....		333298-S	12/03	146.0	148.2	149.1	6.0	0.6
Commercial and service industry machinery.....	3333		12/03	113.3	114.1	114.3	1.9	0.2
Commercial and service industry machinery.....	33331		12/03	113.3	114.1	114.3	1.9	0.2
Automatic vending machine manufacturing.....	333311		06/82	135.5	136.4	137.7	1.5	1.0
Primary products.....		333311-P	06/82	134.9	135.8	137.1	1.5	1.0
Automatic merchandising machines, coin-operated, excluding parts.....		333311-1	06/82	134.9	134.9	136.9	1.7	1.5
Coin-operated mechanisms and other parts for automatic merchandising machines.....		333311-3	12/88	116.7	116.7	116.7	0.6	0.0
Commercial laundry and drycleaning machinery.....	333312		12/82	250.9	253.0	252.9	3.9	0.0
Primary products.....		333312-P	12/82	227.8	229.8	229.8	2.8	0.0
Commercial laundry and drycleaning machinery products...		333312-0	06/03	130.7	131.9	131.8	2.8	-0.1
Secondary products and miscellaneous receipts.....		333312-SM						
Office machinery manufacturing.....	333313		06/85	133.6	133.6	133.6	1.7	0.0
Primary products.....		333313-P	06/85	124.5	124.5	124.5	1.9	0.0
Mailing, letter handling, and addressing machines, except parts and attachments.....		333313-A	06/85	121.0	—	121.0	1.7	—
Parts and attachments for office machines.....		333313-J	12/03	121.5	121.5	121.5	0.2	0.0
Other office machinery.....		333313-8	06/07	103.0	103.0	103.3	5.0	0.3
Secondary products and miscellaneous receipts.....		333313-SM						
Optical instrument and lens manufacturing.....	333314		06/91	111.3	111.5	111.7	0.4	0.2
Primary products.....		333314-P	06/91	110.8	111.0	111.1	0.5	0.1
Sighting, tracking and fire-control equipment, optical type...		333314-1	12/85	126.6	126.6	126.9	0.7	0.2
All other miscellaneous optical instruments and lenses.....		333314-3	12/98	103.4	103.6	103.7	0.4	0.1
Binoculars and astronomical instruments.....		333314-31	06/91	89.4	94.4	94.4	0.1	0.0
Secondary products and miscellaneous receipts.....		333314-SM						
Photographic and photocopying equipment mfg.....	333315		12/03	101.5	101.9	102.3	1.3	0.4
Primary products.....		333315-P	12/03	109.1	109.6	110.1	1.3	0.5
All types of photographic and photocopying equipment, except motion picture equipment.....		333315-A	06/07	102.2	102.9	103.5	1.8	0.6
Motion picture equipment.....		333315-7	06/07	99.3	99.3	99.3	0.0	0.0
Secondary products and miscellaneous receipts.....		333315-SM						
Secondary products.....		333315-S	12/03	106.5	106.5	106.5	0.1	0.0
Other commercial & service machinery mfg.....	333319		06/82	214.6	217.0	217.1	2.3	0.0
Primary products.....		333319-P	06/82	219.4	221.1	221.3	1.6	0.1
Miscellaneous machinery products, incl electronic teaching machines & auto maintenance equip.....		333319-B	06/07	107.9	108.5	108.8	1.2	0.3
Commercial cooking and food warming equipment.....		333319-1	06/82	258.2	260.9	260.5	2.7	-0.2
Commercial and industrial vacuum cleaners, incl. parts and attachments.....		333319-3	06/82	213.0	216.7	212.7	0.5	-1.8
Secondary products and miscellaneous receipts.....		333319-SM						
Miscellaneous receipts.....		333319-M	06/82	200.2	205.0	204.4	5.5	-0.3
Secondary products.....		333319-S	06/82	179.8	185.8	185.7	6.5	-0.1
HVAC and commercial refrigeration equipment.....	3334		12/03	127.3	129.3	129.2	4.2	-0.1
HVAC and commercial refrigeration equipment.....	33341		12/03	127.3	129.3	129.2	4.2	-0.1
Air purification equipment manufacturing.....	333411		12/03	116.7	116.7	116.7	1.8	0.0
Primary products.....		333411-P	12/03	118.1	118.1	118.1	2.0	0.0
Dust collection and other air purification equipment for industrial gas cleaning systems.....		333411-1	12/83	179.6	179.6	179.6	2.1	0.0
Dust collection and other air purification equipment for cleaning incoming air.....		333411-3	12/83	163.5	163.5	163.5	1.9	0.0
Secondary products and miscellaneous receipts.....		333411-SM						
Miscellaneous receipts.....		333411-M	12/03	120.0	120.0	120.0	0.0	0.0
Secondary products.....		333411-S	12/03	90.0	—	—	—	—
Industrial and commercial fan and blower mfg.....	333412		12/03	137.0	142.5	142.8	7.9	0.2
Primary products.....		333412-P	12/03	138.0	144.0	144.4	8.5	0.3
Industrial and commercial fans and blowers.....		333412-0	12/03	138.0	144.0	144.4	8.5	0.3

See footnotes at end of table.

**Table 5. Producer price indexes for the net output of selected industries and their products, not seasonally adjusted — Continued**

Industry and product <sup>1</sup>	Industry code	Product code	Index base	Index			Percent change to Aug. 2011 from:	
				Apr. 2011 <sup>2</sup>	July 2011 <sup>2</sup>	Aug. 2011 <sup>2</sup>	Aug. 2010	July 2011
Industrial and commercial fan and blower mfg - Continued								
Centrifugal blower filter units, and classes I-IV centrifugal fans, except parts.....		333412-02	06/09	104.3	112.0	112.4	12.1	0.4
Other centrifugal fans and blowers, except parts.....		333412-03	06/09	110.0	114.3	113.7	7.8	-0.5
Axial fans and industrial propeller fans, except parts.....		333412-07	06/09	103.6	105.3	107.0	5.4	1.6
Power roof ventilators, except parts.....		333412-08	06/09	103.9	106.6	108.5	7.4	1.8
Parts and accessories for fans and blowers.....		333412-09	06/09	102.5	103.5	103.8	2.7	0.3
Secondary products and miscellaneous receipts.....		333412-SM						
Miscellaneous receipts.....		333412-M	12/03	132.4	134.7	134.6	5.5	-0.1
Secondary products.....		333412-S	12/03	128.8	130.2	128.9	1.6	-1.0
Heating equipment, except warm air furnaces.....	333414		06/80	261.9	265.1	265.2	3.2	0.0
Primary products.....		333414-P	06/80	252.2	256.1	256.3	3.0	0.1
Cast iron heating boilers, radiators, and convectors (except parts).....		333414-1	06/99	153.0	158.9	158.9	4.4	0.0
Domestic heating stoves (except electric and parts).....		333414-3	06/80	201.3	205.0	204.2	3.2	-0.4
Steel heating boilers (15 psi or less) and all hot water heating boilers (except parts).....		333414-5	06/80	242.5	240.8	240.7	0.1	0.0
Floor and wall furnaces, unit heaters, infrared heaters, and mechanical stokers.....		333414-7	06/99	128.8	130.3	131.1	1.9	0.6
Other heating equipment, except electric (incl parts for nonelectric equip & oil burners).....		333414-9	06/99	132.0	132.6	133.0	2.9	0.3
Secondary products and miscellaneous receipts.....		333414-SM						
Miscellaneous receipts.....		333414-M	06/99	122.3	119.8	119.8	0.6	0.0
Secondary products.....		333414-S	06/80	261.0	262.3	261.5	11.2	-0.3
AC, refrigeration, and forced air heating.....	333415		12/82	167.0	169.7	169.6	4.3	-0.1
Primary products.....		333415-P	12/82	169.0	171.5	171.4	4.2	-0.1
Compressors and compressor units, all refrigerants, except automobiles.....		333415-A	12/03	127.8	129.7	132.3	3.0	2.0
Warm air furnaces, incl. duct furnaces & humidifiers, & electric comfort heating.....		333415-C	12/89	131.9	136.3	134.1	1.5	-1.6
Parts & accessories for air conditioning & heat transfer equipment.....		333415-D	12/89	152.9	154.4	155.6	5.7	0.8
Unitary air-conditioners, except air source heat pumps.....		333415-E	12/82	153.4	157.7	158.5	5.7	0.5
Heat pumps.....		333415-H	12/09	103.3	107.9	108.2	7.0	0.3
Heat transfer equipment (except elec dehumidifiers), mechanically refrigerated, self-contained.....		333415-2	12/03	136.6	136.2	134.1	2.2	-1.5
Commercial refrigerators and related equipment.....		333415-3	12/82	201.9	202.6	203.4	4.7	0.4
Refrigeration condensing units, all refrigerants, except ammonia (complete).....		333415-5	12/82	180.4	180.4	180.4	-1.1	0.0
All other miscellaneous refrigeration & air-conditioning equipment.....		333415-9	12/89	166.9	172.7	171.0	5.2	-1.0
Secondary products and miscellaneous receipts.....		333415-SM						
Miscellaneous receipts.....		333415-M	12/82	150.8	153.5	153.6	5.2	0.1
Metalworking machinery manufacturing.....	3335		12/03	111.1	112.0	112.2	2.7	0.2
Metalworking machinery manufacturing.....	33351		12/03	111.1	112.0	112.2	2.7	0.2
Industrial mold manufacturing.....	333511		12/03	102.2	102.1	101.8	-0.1	-0.3
Primary products.....		333511-P	12/03	102.5	102.5	102.3	0.1	-0.2
Industrial molds and mold boxes.....		333511-0	06/81	126.1	126.2	125.8	0.1	-0.3
Industrial injection-type molds made of metal for plastics.....		333511-05	12/09	101.0	101.0	101.0	0.3	0.0
Other industrial molds and mold boxes.....		333511-06	12/09	99.0	99.2	98.3	-0.4	-0.9
Secondary products and miscellaneous receipts.....		333511-SM						
Miscellaneous receipts.....		333511-M1	12/09	100.6	97.2	97.3	-3.1	0.1
Secondary products.....		333511-S	12/03	102.5	103.3	102.3	1.2	-1.0
Metal cutting machine tool manufacturing.....	333512		06/83	177.7	182.5	182.8	4.2	0.2
Primary products.....		333512-P	06/83	170.2	176.0	176.2	5.1	0.1
Other metal cutting machine tools.....		333512-B	12/09	102.0	105.4	106.8	5.7	1.3
Metal grinding, polishing, buffing, honing, & lapping machines.....		333512-2	06/83	236.5	237.4	237.1	3.0	-0.1
Parts for metal cutting machine tools (sold separately) & rebuilt machine tools.....		333512-6	06/83	144.1	154.5	151.7	7.8	-1.8
Metal machining centers (multifunction numerically controlled machines).....		333512-7	06/83	156.6	156.5	156.5	0.8	0.0
Secondary products and miscellaneous receipts.....		333512-SM						
Miscellaneous receipts.....		333512-M	06/83	248.1	250.7	-	-	-
Metal forming machine tool manufacturing.....	333513		06/81	213.5	216.3	216.0	0.8	-0.1
Primary products.....		333513-P	06/81	221.5	223.4	223.0	0.4	-0.2
Metal punching and shearing (power & manual), and bending and forming machines (power only).....		333513-1	06/81	190.6	191.6	191.6	-0.8	0.0
Metalworking presses (except forging and die-stamping presses).....		333513-3Z	06/81	247.0	249.0	248.5	0.6	-0.2

See footnotes at end of table.

**Table 5. Producer price indexes for the net output of selected industries and their products, not seasonally adjusted — Continued**

Industry and product <sup>1</sup>	Industry code	Product code	Index base	Index			Percent change to Aug. 2011 from:	
				Apr. 2011 <sup>2</sup>	July 2011 <sup>2</sup>	Aug. 2011 <sup>2</sup>	Aug. 2010	July 2011
Metal forming machine tool manufacturing - Continued								
Other metal forming machine tools, including forging and die-stamping machines (except presses).....		333513-5	06/81	239.4	245.7	244.9	2.3	-0.3
Parts for metal forming machine tools (sold separately) and rebuilt metal forming machine tools.....		333513-7	06/81	214.8	214.8	214.2	0.3	-0.3
Secondary products and miscellaneous receipts.....		333513-SM						
Secondary products.....		333513-S	06/81	158.0	166.7	167.8	5.2	0.7
Special die and tool, die set, jig, and fixture mfg.....	333514		12/03	104.7	105.3	105.8	3.6	0.5
Primary products.....		333514-P	06/81	173.7	174.7	175.8	3.9	0.6
Special dies and tools, die sets, jigs, and fixtures.....		333514-1	06/81	173.7	174.7	175.8	3.9	0.6
Jigs and fixtures, including parts.....		333514-11	06/81	246.4	250.5	248.1	1.6	-1.0
Metalworking die and die sets.....		333514-13	12/02	104.9	105.1	106.2	4.3	1.0
Standard punches, industrial prototypes, die parts & other special tooling for dies.....		333514-17	06/94	122.3	122.8	124.4	5.2	1.3
Secondary products and miscellaneous receipts.....		333514-SM						
Miscellaneous receipts.....		333514-M	12/03	77.1	—	77.1	0.0	—
Secondary products.....		333514-S	12/03	105.1	105.5	104.9	2.7	-0.6
Cutting tool and machine tool accessory mfg.....	333515		06/83	171.3	173.4	173.7	4.8	0.2
Primary products.....		333515-P	06/83	166.8	169.2	169.6	5.4	0.2
Small cutting tools for machine tools and metalworking machinery.....		333515-2	06/83	159.8	161.8	162.4	6.1	0.4
Other attachments and accessories for machine tools and metalworking machinery.....		333515-3	06/83	183.8	187.3	186.9	3.3	-0.2
Secondary products and miscellaneous receipts.....		333515-SM						
Miscellaneous receipts.....		333515-M	01/87	204.2	204.2	204.2	0.9	0.0
Secondary products.....		333515-S	06/83	173.1	173.1	173.1	2.5	0.0
Rolling mill machinery and equipment mfg.....	333516		12/81	239.3	243.4	243.4	7.7	0.0
Primary products.....		333516-P	12/81	247.6	251.9	251.9	8.0	0.0
Other rolling mill machinery, incl. tube mill machinery & parts for all rolling mill machinery.....		333516-5	12/81	304.6	313.5	313.5	13.6	0.0
Secondary products and miscellaneous receipts.....		333516-SM						
Other metalworking machinery manufacturing.....	333518		06/83	196.0	196.3	196.3	0.4	0.0
Primary products.....		333518-P	06/83	194.0	194.2	194.3	0.4	0.1
Assembly machines.....		333518-1	06/83	174.6	174.6	174.6	0.5	0.0
Other metalworking machinery (except handheld and ultrasonic).....		333518-3	06/83	222.5	222.9	223.5	0.1	0.3
Secondary products and miscellaneous receipts.....		333518-SM						
Secondary products.....		333518-S	06/83	214.8	216.6	216.0	1.4	-0.3
Turbine and power transmission equipment mfg.....	3336		12/84	177.4	178.3	177.7	1.9	-0.3
Turbine and power transmission equipment mfg.....	33361		12/84	177.4	178.3	177.7	1.9	-0.3
Turbine and turbine generator set units mfg.....	333611		06/82	212.7	215.1	212.3	0.9	-1.3
Primary products.....		333611-P	06/82	212.1	215.1	212.1	1.3	-1.4
Turbine and turbine generator set units.....		333611-0	06/11	—	100.0	98.6	—	-1.4
Turbine generator sets.....		333611-01	12/03	133.8	135.2	131.4	-1.4	-2.8
Steam, gas, and other turbines and turbine generators.....		333611-05	12/03	133.8	136.4	135.8	4.1	-0.4
Parts & accessories for turbines, turbine generators, and turbine generator sets.....		333611-07	12/03	115.6	116.4	116.4	0.7	0.0
Secondary products and miscellaneous receipts.....		333611-SM						
Speed changers, drive, and gear manufacturing.....	333612		12/83	246.3	248.5	249.3	6.5	0.3
Primary products.....		333612-P	12/83	232.3	234.7	235.5	5.5	0.3
Loose gearing, including gears, pinions, racks, and worms, sold separately.....		333612-3	12/83	175.3	179.0	180.3	7.4	0.7
Speed changers, & ind. high speed drives, & parts other than loose gearing.....		333612-7	12/03	141.8	142.7	143.0	4.8	0.2
Secondary products and miscellaneous receipts.....		333612-SM						
Miscellaneous receipts.....		333612-M	07/84	274.5	276.3	276.3	25.2	0.0
Secondary products.....		333612-S	12/83	339.4	339.6	339.4	3.0	-0.1
Mechanical power transmission equipment mfg.....	333613		12/84	230.4	233.7	232.7	3.6	-0.4
Primary products.....		333613-P	12/84	221.9	224.9	224.1	3.4	-0.4
Plain bearings and bushings.....		333613-1	12/84	153.1	155.2	153.5	1.7	-1.1
Mechanical power transmission equipment, except speed changers, drives, & gears.....		333613-3	12/84	238.0	241.2	240.7	3.8	-0.2
Secondary products and miscellaneous receipts.....		333613-SM						
Miscellaneous receipts.....		333613-M	02/85	324.5	323.3	323.3	6.1	0.0
Secondary products.....		333613-S	12/84	237.3	247.1	243.2	3.2	-1.6
Other engine equipment mfg.....	333618		12/82	160.1	159.5	160.4	2.0	0.6
Primary products.....		333618-P	12/82	159.3	158.6	159.4	1.9	0.5
Parts & accessories (except aircraft and gasoline automotive engines).....		333618-F	12/82	177.3	175.6	179.3	3.2	2.1

See footnotes at end of table.



**Table 5. Producer price indexes for the net output of selected industries and their products, not seasonally adjusted — Continued**

Industry and product <sup>1</sup>	Industry code	Product code	Index base	Index			Percent change to Aug. 2011 from:	
				Apr. 2011 <sup>2</sup>	July 2011 <sup>2</sup>	Aug. 2011 <sup>2</sup>	Aug. 2010	July 2011
Other engine equipment mfg - Continued								
Diesel, semidiesel and dual-fuel engines (except automotive).....		333618-3	12/82	151.8	151.8	153.6	3.0	1.2
Diesel, semidiesel, and dual-fuel engines for automobiles, trucks, and buses.....		333618-5	12/82	159.6	159.1	157.6	1.4	-0.9
Secondary products and miscellaneous receipts.....		333618-SM						
Other general purpose machinery manufacturing.....	3339		12/03	129.5	130.5	130.6	3.2	0.1
Pump and compressor manufacturing.....	33391		12/03	132.9	133.9	134.1	3.7	0.1
Pump and pumping equipment manufacturing.....	333911		12/83	231.0	233.4	233.5	2.3	0.0
Primary products.....		333911-P	12/83	232.1	233.9	234.0	2.1	0.0
Pump and pumping equipment.....		333911-1Z	12/09	101.6	102.4	102.5	1.6	0.1
Domestic water systems.....		333911-1Z1	12/83	190.9	191.6	192.1	2.5	0.3
Domestic sump pumps.....		333911-1Z2	12/09	102.5	102.5	102.5	1.1	0.0
Industrial pumps, except hydraulic fluid power pumps....		333911-1Z4	12/83	231.7	233.2	233.4	0.4	0.1
Other pumps, except automotive circulating pumps, and measuring & dispensing pumps.....		333911-1Z5	12/01	150.8	152.4	152.3	3.7	-0.1
Parts and attachments for pumps and pumping equipment, excl. compressors.....		333911-5Z	12/83	283.4	285.1	285.0	4.2	0.0
Secondary products and miscellaneous receipts.....		333911-SM						
Miscellaneous receipts.....		333911-M	12/83	303.1	312.1	312.1	3.3	0.0
Secondary products.....		333911-S	12/83	135.3	137.6	137.1	5.0	-0.4
Air and gas compressor manufacturing.....	333912		06/84	199.8	200.6	201.6	5.9	0.5
Primary products.....		333912-P	06/84	202.9	203.8	204.6	6.7	0.4
Air and gas compressors and vacuum pumps.....		333912-1	06/84	203.8	204.7	205.3	7.5	0.3
Parts & attach. for air gas compressors, ex. refrigeration, ice making, & a/c.....		333912-4	06/84	222.7	224.5	227.3	6.6	1.2
Industrial spraying equipment.....		333912-7	06/84	174.3	174.3	174.3	3.8	0.0
Secondary products and miscellaneous receipts.....		333912-SM						
Miscellaneous receipts.....		333912-M	11/86	161.2	161.2	163.2	3.4	1.2
Secondary products.....		333912-S	06/84	217.9	219.9	221.6	2.5	0.8
Measuring and dispensing pump manufacturing.....	333913		06/84	192.8	193.7	193.1	3.1	-0.3
Primary products.....		333913-P	06/84	190.8	191.8	191.2	3.6	-0.3
Measuring and dispensing pumps.....		333913-0	12/03	130.9	131.6	131.1	3.6	-0.4
Secondary products and miscellaneous receipts.....		333913-SM						
Material handling equipment manufacturing.....	33392		12/03	131.3	132.1	131.9	2.2	-0.2
Elevator and moving stairway manufacturing.....	333921		06/81	150.5	150.6	150.5	1.7	-0.1
Primary products.....		333921-P	06/81	149.0	149.0	149.0	1.8	0.0
Elevators and moving stairways.....		333921-1	06/81	142.4	142.4	142.4	2.4	0.0
Parts and attachments for elevators and moving stairways (sold separately).....		333921-3	06/81	197.3	197.8	197.6	-0.6	-0.1
Secondary products and miscellaneous receipts.....		333921-SM						
Miscellaneous receipts.....		333921-M	06/81	149.7	-	-	-	-
Conveyor and conveying equipment mfg.....	333922		06/84	185.6	186.3	186.0	1.6	-0.2
Primary products.....		333922-P	06/84	182.2	183.1	182.9	2.0	-0.1
Unit handling conveyors and conveying systems.....		333922-1	06/84	164.9	165.6	165.4	2.0	-0.1
Unit handling gravity and trolley conveyors and conveying systems.....		333922-12	06/09	103.8	104.3	104.1	3.7	-0.2
Unit handling tow, belt, roller, pneumatic, portable, carousel, and other nonbelt conveyor.....		333922-14	06/09	100.1	100.5	100.4	1.5	-0.1
Parts and accessories for unit handling conveyors & conveying systems, sold separately.....		333922-4	06/84	215.9	218.0	217.9	4.6	0.0
Bulk material handling conveyors & conveying systems....		333922-8	06/84	179.7	180.1	179.6	1.6	-0.3
Bulk material handling conveyors and elevators.....		333922-811	06/84	178.3	178.6	178.1	1.6	-0.3
All other bulk handling systems including loading and unloading.....		333922-814	06/01	133.7	133.7	133.7	0.6	0.0
Parts and accessories for bulk material handling conveyors and conveying systems.....		333922-9	06/84	267.1	270.0	270.0	1.5	0.0
Secondary products and miscellaneous receipts.....		333922-SM						
Miscellaneous receipts.....		333922-M	06/84	185.7	185.8	185.8	0.5	0.0
Secondary products.....		333922-S	06/84	247.5	248.1	245.7	0.9	-1.0
Overhead cranes, hoists, and monorail systems.....	333923		12/03	136.0	137.7	137.7	3.3	0.0
Primary products.....		333923-P	12/03	136.5	138.5	138.2	3.4	-0.2
Hoists.....		333923-1	12/84	210.9	210.9	212.0	3.6	0.5
Overhead traveling cranes and monorail systems.....		333923-3	12/84	190.4	200.0	197.5	4.8	-1.3
Winches, aerial work platforms, and automotive wrecker hoists.....		333923-7	12/03	139.6	140.8	140.7	3.0	-0.1
Secondary products and miscellaneous receipts.....		333923-SM						
Miscellaneous receipts.....		333923-M	12/03	126.0	126.0	128.5	4.6	2.0
Secondary products.....		333923-S	12/03	137.9	-	137.5	0.3	-
Industrial truck, trailer, and stacker mfg.....	333924		12/79	209.5	211.1	211.0	2.8	0.0

See footnotes at end of table.

**Table 5. Producer price indexes for the net output of selected industries and their products, not seasonally adjusted — Continued**

Industry and product <sup>1</sup>	Industry code	Product code	Index base	Index			Percent change to Aug. 2011 from:	
				Apr. 2011 <sup>2</sup>	July 2011 <sup>2</sup>	Aug. 2011 <sup>2</sup>	Aug. 2010	July 2011
Industrial truck, trailer, and stacker mfg - Continued								
Primary products.....		333924-P	12/79	213.7	215.3	215.2	3.0	0.0
Industrial trucks, tractors, mobile straddle carriers & cranes, & automatic stacking machines.....		333924-2	12/79	189.9	191.1	190.9	3.4	-0.1
Work trucks w/ lifting & handling equip, non-riding electric or any non-electric.....		333924-202	06/02	125.4	126.6	126.6	3.6	0.0
Work trucks, not fitted with lifting and handling equipment, electric or non-electric.....		333924-203	06/02	132.2	132.2	132.2	1.9	0.0
Bulk powered material moving equipment, dock boards and metal pallets and skids.....		333924-204	06/02	134.1	135.2	135.1	4.3	-0.1
Parts and attachments for industrial trucks and tractors. . .		333924-3	12/86	241.8	244.7	244.5	2.0	-0.1
Secondary products and miscellaneous receipts.....		333924-SM						
All other general purpose machinery mfg. ....	33399		12/03	126.8	127.9	128.1	3.3	0.2
Power-driven handtool manufacturing.....	333991		12/80	179.3	179.8	179.8	0.8	0.0
Primary products.....		333991-P	12/80	172.2	172.8	172.8	0.2	0.0
Power-driven handtools, pneumatic, hydraulic, and power-actuated.....		333991-1Z	12/80	227.5	229.7	229.7	1.3	0.0
Power-driven handtools, battery-powered (cordless), including parts.....		333991-7	12/04	100.8	-	-	-	-
Power-driven handtools, electric (except battery powered), including parts.....		333991-9	12/04	99.0	99.0	99.0	0.0	0.0
Secondary products and miscellaneous receipts.....		333991-SM						
Miscellaneous receipts.....		333991-M	06/86	173.4	-	-	-	-
Secondary products.....		333991-S	12/80	-	168.2	168.2	-	0.0
Welding and soldering equipment manufacturing.....	333992		12/84	235.6	238.2	239.2	5.8	0.4
Primary products.....		333992-P	12/84	244.4	246.8	248.1	5.9	0.5
Other welding equipment, components, and accessories (except arc, resistance, and gas).....		333992-A	06/90	132.3	132.1	133.0	7.4	0.7
Arc welding machines, components, & accessories (except electrodes), excl. stud welding equip.....		333992-1	12/84	213.3	213.4	213.4	3.3	0.0
Arc welding electrodes, metal.....		333992-3	12/84	360.4	374.3	377.6	7.6	0.9
Resistance welders, components, accessories, and electrodes.....		333992-7	12/84	212.7	213.9	213.7	4.3	-0.1
Gas welding and cutting equipment, parts, attachments, and accessories.....		333992-9	06/83	227.0	223.3	228.3	11.6	2.2
Secondary products and miscellaneous receipts.....		333992-SM						
Miscellaneous receipts.....		333992-M	12/84	195.7	195.7	195.7	4.3	0.0
Secondary products.....		333992-S	12/84	176.9	186.8	182.6	5.6	-2.2
Packaging machinery manufacturing.....	333993		12/88	179.3	180.4	181.4	2.3	0.6
Primary products.....		333993-P	12/88	181.3	182.5	183.6	2.2	0.6
Packing, packaging and bottling machinery, excluding parts.....		333993-1	12/88	177.1	177.5	178.4	1.2	0.5
Parts for packing, packaging, and bottling machinery.....		333993-5	12/88	205.1	210.5	212.0	6.5	0.7
Secondary products and miscellaneous receipts.....		333993-SM						
Miscellaneous receipts.....		333993-M	12/88	155.1	155.7	157.0	3.9	0.8
Industrial process furnace and oven mfg.....	333994		06/81	203.3	203.7	204.1	2.2	0.2
Primary products.....		333994-P	06/81	202.0	202.6	203.0	1.7	0.2
Industrial process furnaces and ovens, & industrial electrical heating equipment.....		333994-0	12/04	118.3	118.7	118.9	1.7	0.2
Industrial process furnaces & ovens, and industrial electrical heating equipment, except parts.....		333994-0A	06/11	-	99.7	99.9	-	0.2
Parts and attachments for industrial process furnaces and ovens.....		333994-0B	06/11	-	100.0	100.0	-	0.0
Secondary products and miscellaneous receipts.....		333994-SM						
Miscellaneous receipts.....		333994-M	12/86	135.9	135.5	135.9	5.9	0.3
Secondary products.....		333994-S	06/81	207.4	208.8	208.5	1.9	-0.1
Fluid power cylinder and actuator mfg.....	333995		06/90	183.4	184.1	184.5	2.1	0.2
Primary products.....		333995-P	06/90	177.9	178.4	178.9	2.2	0.3
Non-aerospace hydraulic & all aerospace type fluid power cylinders & actuators, linear & rotar.....		333995-2	06/90	169.3	169.9	170.0	1.9	0.1
Nonaerospace type pneumatic fluid power cylinders & actuators, linear & rotary.....		333995-3	06/90	177.5	177.5	177.9	2.9	0.2
Parts for hydraulic & pneumatic fluid power cylinders & actuators, incl accumulators & cushion.....		333995-9	06/90	183.3	183.8	186.5	3.2	1.5
Secondary products and miscellaneous receipts.....		333995-SM						
Miscellaneous receipts.....		333995-M	06/07	108.1	108.9	109.3	1.6	0.4
Secondary products.....		333995-S	06/90	181.6	182.9	182.9	1.7	0.0
Fluid power pump and motor manufacturing.....	333996		06/90	169.4	172.3	172.3	3.4	0.0
Primary products.....		333996-P	06/90	172.0	174.8	174.9	3.1	0.1
Nonaerospace type reciprocating fluid power pumps.....		333996-1	12/97	135.4	138.7	138.9	3.5	0.1
Nonaerospace type fluid power motors.....		333996-5	12/97	153.8	155.4	155.4	3.4	0.0

See footnotes at end of table.

**Table 5. Producer price indexes for the net output of selected industries and their products, not seasonally adjusted — Continued**

Industry and product <sup>1</sup>	Industry code	Product code	Index base	Index			Percent change to Aug. 2011 from:	
				Apr. 2011 <sup>2</sup>	July 2011 <sup>2</sup>	Aug. 2011 <sup>2</sup>	Aug. 2010	July 2011
Fluid power pump and motor manufacturing - Continued								
Parts for fluid power pumps, motors, and hydrostatic transmissions.....		333996-9	12/97	143.7	145.5	145.5	2.4	0.0
Secondary products and miscellaneous receipts.....		333996-SM						
Secondary products.....		333996-S	06/90	138.2	138.2	138.2	1.5	0.0
Scale and balance, except laboratory, mfg.....	333997		12/80	145.0	146.8	146.5	2.7	-0.2
Primary products.....		333997-P	12/80	147.8	149.7	149.4	2.8	-0.2
Vehicle and industrial scales.....		333997-1	12/91	130.7	132.2	131.9	1.4	-0.2
Retail, commercial, household, and mailing scales.....		333997-3Z	12/91	126.2	128.2	127.7	5.6	-0.4
Motor truck and railroad track scales.....		333997-11	12/10	99.0	100.5	100.3	-	-0.2
Industrial scales (including automatic checkweigher and bulkweighter scales).....		333997-12	12/10	100.8	101.8	101.7	-	-0.1
Miscellaneous non-vehicle scales (crane, susp, tank, hopper, measuring devices, bulk conveyor).....		333997-13	12/10	101.3	102.5	102.1	-	-0.4
Parts, attachments, and accessories for scales and balances.....		333997-5	12/91	128.7	130.3	130.4	1.7	0.1
Secondary products and miscellaneous receipts.....		333997-SM						
Miscellaneous receipts.....		333997-M	12/80	105.6	106.1	106.1	-	0.0
All other miscellaneous general purpose machinery mfg.....	333999		12/84	203.9	206.0	206.0	4.0	0.0
Primary products.....		333999-P	12/84	201.3	203.6	203.6	4.0	0.0
All other miscellaneous machinery products, except electrical.....		333999-A	06/07	116.5	116.5	116.5	5.6	0.0
Filters and strainers, except fluid power.....		333999-1	12/88	191.6	193.6	193.9	4.6	0.2
Industrial filters and strainers and reusable media, except fluid power.....		333999-11	06/07	116.4	117.3	117.3	4.8	0.0
Nonreusable media for filters and strainers, except fluid power.....		333999-12	12/88	196.4	200.3	201.6	3.7	0.6
Parts and accessories for filters and strainers, except fluid power.....		333999-13	12/88	226.8	228.0	229.0	5.0	0.4
All other miscellaneous general industrial machinery.....		333999-7	06/07	109.3	110.9	110.9	3.3	0.0
Filters for hydraulic fluid power systems, nonaerospace, and all aerospace filters.....		333999-8	05/01	132.3	134.9	134.4	3.0	-0.4
Secondary products and miscellaneous receipts.....		333999-SM						
Miscellaneous receipts.....		333999-M	12/84	258.1	257.6	257.6	4.9	0.0
Secondary products.....		333999-S	12/84	188.5	188.7	188.7	2.9	0.0
Computer & electronic product mfg.....	334		12/03	90.3	90.1	90.3	-0.7	0.2
Computer & peripheral equipment mfg.....	3341		12/06	74.6	72.7	72.9	-4.1	0.3
Computer & peripheral equipment mfg.....	33411		12/06	74.6	72.7	72.9	-4.1	0.3
Electronic computer manufacturing.....	334111		12/04	48.0	44.8	44.2	-12.3	-1.3
Primary products.....		334111-P	12/04	26.5	25.8	25.1	-13.7	-2.7
Other computers (array, analog, hybrid, special purpose computers).....		334111-D	12/04	96.4	95.8	96.1	-	0.3
Host computers, multiusers (mainframes, med. scale systems, UNIX and PC servers).....		334111-1Z	12/04	34.0	34.0	33.5	-9.5	-1.5
Single user computers, microprocessor based, general purpose.....		334111-7	06/07	41.9	39.9	38.1	-18.2	-4.5
Portable computers, laptops, PDAs and other single user computers.....		334111-72	06/07	39.8	39.0	37.7	-16.8	-3.3
Personal computers and workstations (excluding portable computers).....		334111-73	06/07	42.7	40.2	38.3	-18.9	-4.7
Secondary products and miscellaneous receipts.....		334111-SM						
Computer storage device manufacturing.....	334112		12/04	65.2	65.2	65.2	-1.1	0.0
Primary products.....		334112-P	12/04	51.8	51.8	51.8	-1.9	0.0
Computer storage devices (except parts, attachments and accessories).....		334112-1	12/04	44.9	44.9	44.9	-3.2	0.0
Parts, attachments and accessories for computer storage devices.....		334112-4	12/04	69.1	69.1	69.1	0.0	0.0
Secondary products and miscellaneous receipts.....		334112-SM						
Miscellaneous receipts.....		334112-M	12/92	26.4	26.4	26.4	0.0	0.0
Computer terminal manufacturing.....	334113		12/93	80.4	80.4	80.4	-3.7	0.0
Primary products.....		334113-P	12/93	73.6	73.6	73.6	-5.2	0.0
Computer terminals (except point-of-sale & funds-transfer devices, parts, attachments & acces.....		334113-1	12/93	71.3	71.3	71.3	-8.4	0.0
Secondary products and miscellaneous receipts.....		334113-SM						
Other computer peripheral equipment mfg.....	334119		12/93	72.8	72.9	74.2	2.8	1.8
Primary products.....		334119-P	12/93	68.3	68.3	68.3	-0.1	0.0
POS terminals, funds-transfer devices and all other miscellaneous computer peripheral equipmen.....		334119-T	12/93	59.0	59.0	59.0	0.2	0.0
Parts, attachments, subassemblies, & accessories for POS terminals & computer peripheral equip.....		334119-U	12/93	94.6	94.6	94.6	-0.8	0.0
Secondary products and miscellaneous receipts.....		334119-SM						
Miscellaneous receipts.....		334119-M	12/93	89.8	89.8	98.0	13.3	9.1

See footnotes at end of table.

**Table 5. Producer price indexes for the net output of selected industries and their products, not seasonally adjusted — Continued**

Industry and product <sup>1</sup>	Industry code	Product code	Index base	Index			Percent change to Aug. 2011 from:	
				Apr. 2011 <sup>2</sup>	July 2011 <sup>2</sup>	Aug. 2011 <sup>2</sup>	Aug. 2010	July 2011
Other computer peripheral equipment mfg - Continued								
Secondary products.....		334119-S	08/94	95.9	—	—	—	—
Communications equipment mfg.....	3342		12/85	96.4	96.6	96.6	-0.3	0.0
Telephone apparatus mfg.....	33421		12/03	88.4	88.3	88.4	-1.0	0.1
Telephone apparatus manufacturing.....	334210		12/85	88.9	88.8	88.9	-0.9	0.1
Primary products.....		334210-P	12/85	88.2	88.2	88.2	-1.0	0.0
Telephone switching and switchboard equipment.....		334210-1	12/85	99.6	99.6	99.6	-2.4	0.0
Telephone and telegraph apparatus, carrier line equipment & nonconsumer modems incl aux. sets.....		334210-4	12/00	86.7	86.3	86.3	-1.6	0.0
Data comm. equipment & other telephone & telegraph apparatus, incl. telephone sets & fax.....		334210-7	12/00	64.5	64.5	64.6	0.2	0.2
Secondary products and miscellaneous receipts.....		334210-SM						
Miscellaneous receipts.....		334210-M	12/85	120.7	120.7	120.7	-1.5	0.0
Secondary products.....		334210-S	12/85	55.9	—	—	—	—
Radio/TV broadcast & wireless comm equip mfg.....	33422		12/03	100.9	101.3	101.3	0.0	0.0
Broadcast and wireless communications equip.....	334220		12/91	94.7	95.0	95.1	0.1	0.1
Primary products.....		334220-P	12/91	92.4	92.7	92.8	-0.1	0.1
Communications systems and equipment, incl. microwave and space satellites (except broadcast).....		334220-1	12/85	97.7	98.0	98.0	-0.2	0.0
Broadcast, studio, and related electronic equipment.....		334220-2	12/85	109.3	110.4	110.9	0.7	0.5
Secondary products and miscellaneous receipts.....		334220-SM						
Miscellaneous receipts.....		334220-M	12/91	133.0	133.0	133.0	3.3	0.0
Secondary products.....		334220-S	12/91	92.1	92.8	—	—	—
Other communications equipment mfg.....	33429		12/03	106.8	106.9	106.9	0.9	0.0
Other communications equipment manufacturing.....	334290		12/91	114.5	114.6	114.6	1.0	0.0
Primary products.....		334290-P	12/91	119.8	119.8	119.8	0.9	0.0
Alarm systems, including electric sirens and horns.....		334290-1	12/85	118.0	118.0	118.0	0.3	0.0
Vehicular and pedestrian traffic control equipment, incl electric railway signals & attachments.....		334290-2	12/85	118.5	118.8	118.8	1.7	0.0
Intercommunications systems, incl inductive paging systems (selective paging), exc telephone.....		334290-3	12/85	196.7	196.7	196.7	5.4	0.0
Secondary products and miscellaneous receipts.....		334290-SM						
Miscellaneous receipts.....		334290-M	11/95	54.5	54.5	54.5	0.0	0.0
Secondary products.....		334290-S	12/91	128.5	—	130.1	4.0	—
Audio & video equipment mfg.....	3343		12/03	83.5	83.9	85.0	0.8	1.3
Audio and video equipment mfg.....	33431		12/03	83.5	83.9	85.0	0.8	1.3
Audio and video equipment manufacturing.....	334310		03/80	60.4	60.8	61.6	1.0	1.3
Primary products.....		334310-P	03/80	54.1	54.1	54.8	-0.2	1.3
Speakers, incl loudspeaker systems & loudspeakers sold separately, & commercial sound equipment.....		334310-4	03/80	143.9	144.0	144.9	0.7	0.6
Other consumer audio and video equipment, incl. audio & video recorders & players (camcorders).....		334310-5	03/80	132.4	132.5	132.6	0.3	0.1
Secondary products and miscellaneous receipts.....		334310-SM						
Secondary products.....		334310-S	03/80	186.1	—	—	—	—
Semiconductor & oth electronic component mfg.....	3344		12/84	62.0	61.8	61.9	-3.0	0.2
Semiconductor & oth electronic component mfg.....	33441		12/84	62.0	61.8	61.9	-3.0	0.2
Electron tube manufacturing.....	334411		12/85	74.2	74.2	74.2	0.8	0.0
Primary products.....		334411-P	12/85	66.9	67.0	67.0	0.9	0.0
Transmittal, industrial, and special-purpose electron tubes (except x-ray).....		334411-3	12/85	175.1	175.3	175.3	2.1	0.0
Electron tube parts.....		334411-7	06/96	135.6	135.9	135.8	1.0	-0.1
Secondary products and miscellaneous receipts.....		334411-SM						
Bare printed circuit board manufacturing.....	334412		06/91	98.8	98.8	98.8	-0.2	0.0
Primary products.....		334412-P	06/91	95.1	95.1	95.1	-0.6	0.0
Bare printed circuit boards.....		334412-0	06/82	106.9	106.9	106.9	-0.7	0.0
Secondary products and miscellaneous receipts.....		334412-SM						
Semiconductors and related device mfg.....	334413		12/98	44.1	43.8	43.9	-7.0	0.2
Primary products.....		334413-P	12/98	43.6	43.3	43.3	-7.9	0.0
Other semiconductor devices, including parts such as chips, wafers, and heat sinks.....		334413-A	06/81	59.8	60.0	59.9	-1.2	-0.2
Integrated microcircuits, incl semiconductor networks, microprocessors, & MOS memories.....		334413-1	12/98	35.8	35.4	35.4	-10.2	0.0
Microprocessors, including microcontrollers and related devices.....		334413-12	06/07	52.9	52.7	52.6	-4.9	-0.2
All other integrated microcircuits.....		334413-14	06/05	57.4	56.7	56.7	-10.7	0.0
Secondary products and miscellaneous receipts.....		334413-SM						
Electronic capacitor manufacturing.....	334414		06/81	119.1	119.2	119.1	1.7	-0.1

See footnotes at end of table.

**Table 5. Producer price indexes for the net output of selected industries and their products, not seasonally adjusted — Continued**

Industry and product <sup>1</sup>	Industry code	Product code	Index base	Index			Percent change to Aug. 2011 from:	
				Apr. 2011 <sup>2</sup>	July 2011 <sup>2</sup>	Aug. 2011 <sup>2</sup>	Aug. 2010	July 2011
Electronic capacitor manufacturing - Continued								
Primary products.....		334414-P	06/81	114.7	115.1	115.0	2.3	-0.1
Capacitors for electronic circuitry.....		334414-0	06/81	114.7	115.1	115.0	2.3	-0.1
Secondary products and miscellaneous receipts.....		334414-SM						
Secondary products.....		334414-S	06/81	155.2	151.2	151.2	—	0.0
Electronic resistor manufacturing.....	334415		12/80	167.4	168.0	167.9	0.8	-0.1
Primary products.....		334415-P	12/80	220.0	221.0	220.8	0.9	-0.1
Resistors for electronic circuitry.....		334415-0	12/05	106.5	107.0	106.9	0.9	-0.1
Secondary products and miscellaneous receipts.....		334415-SM						
Miscellaneous receipts.....		334415-M	12/05	100.5	100.5	100.5	0.0	0.0
Electronic coils, transformers, and inductors mfg.....	334416		06/82	174.3	175.1	175.3	3.0	0.1
Primary products.....		334416-P	06/82	173.3	174.3	174.5	3.2	0.1
Electronic coils, transformers, and other inductors.....		334416-0	06/00	121.2	121.9	122.0	3.1	0.1
Secondary products and miscellaneous receipts.....		334416-SM						
Miscellaneous receipts.....		334416-M	06/00	164.9	164.9	165.0	1.8	0.1
Electronic connector manufacturing.....	334417		12/80	184.4	184.8	184.8	1.5	0.0
Primary products.....		334417-P	12/80	179.6	180.0	180.0	1.6	0.0
Printed circuit connectors for electronic circuitry.....		334417-A	12/80	132.8	132.8	132.8	2.0	0.0
Other connectors for electronic circuitry, including parts.....		334417-D	12/80	183.9	184.9	184.9	2.8	0.0
Coaxial (RF) connectors for electronic circuitry.....		334417-1	12/80	257.4	257.5	257.5	-1.3	0.0
Cylindrical connectors for electronic circuitry.....		334417-2	12/80	240.2	240.2	240.2	-0.2	0.0
Rack and panel (rectangular) connectors for electronic circuitry.....		334417-7	12/80	109.6	109.6	109.6	4.3	0.0
Secondary products and miscellaneous receipts.....		334417-SM						
Printed circuit assembly manufacturing.....	334418		12/03	87.7	87.4	87.5	-1.0	0.1
Primary products.....		334418-P	12/03	85.6	85.3	85.4	-1.4	0.1
Printed circuit assemblies, loaded boards, modules and consumer external modems.....		334418-9	06/06	92.1	91.8	91.9	-1.4	0.1
Secondary products and miscellaneous receipts.....		334418-SM						
Miscellaneous receipts.....		334418-M	12/03	103.1	103.1	103.1	5.1	0.0
Secondary products.....		334418-S	12/03	100.9	—	—	—	—
Other electronic component manufacturing.....	334419		12/03	112.6	113.6	113.6	1.3	0.0
Primary products.....		334419-P	12/03	114.9	115.7	115.7	1.3	0.0
All other miscellaneous electronic components.....		334419-E	12/03	118.8	119.6	119.6	1.3	0.0
Crystals, filters, piezoelectric, and other related electronic devices (exc microwave filters).....		334419-1	06/82	111.0	111.0	111.0	0.1	0.0
All other miscellaneous transducers, including electrical-electronic input/output transducers.....		334419-4	06/82	125.0	125.4	125.4	1.5	0.0
Switches, mechanical, for electronic circuitry.....		334419-7	06/82	179.2	184.5	184.5	2.8	0.0
Secondary and miscellaneous receipts.....		334419-SM						
Miscellaneous receipts.....		334419-M	12/03	103.9	107.2	107.2	3.2	0.0
Secondary products.....		334419-S	12/03	91.3	91.3	91.7	0.4	0.4
Nav/measuring/medical/control instruments mfg.....	3345		12/03	109.9	110.3	110.7	1.7	0.4
Nav/measuring/medical/control instruments mfg.....	33451		12/03	109.9	110.3	110.7	1.7	0.4
Electromedical apparatus manufacturing.....	334510		06/85	82.7	82.8	82.8	-1.1	0.0
Primary products.....		334510-P	06/85	72.0	72.1	72.0	-1.5	-0.1
Electromedical equipment, including diagnostic, therapeutic and patient monitoring equipment.....		334510-1	12/02	81.8	81.9	81.9	-1.4	0.0
Secondary products and miscellaneous receipts.....		334510-SM						
Miscellaneous receipts.....		334510-M	12/90	136.0	136.1	136.1	1.3	0.0
Search, detection & navigation instruments.....	334511		12/91	131.9	132.0	133.1	2.5	0.8
Primary products.....		334511-P	12/91	127.4	127.5	128.5	2.4	0.8
Aeronautical, nautical & navigational instruments, not sending or receiving radio signals.....		334511-1	12/85	213.1	214.1	214.0	2.2	0.0
Search, detection, navigation, and guidance systems and equipment.....		334511-3	12/91	123.9	124.0	125.0	2.4	0.8
Secondary products and miscellaneous receipts.....		334511-SM						
Secondary products.....		334511-S	12/91	165.2	165.2	168.1	4.9	1.8
Automatic environmental control manufacturing.....	334512		12/79	220.8	220.5	221.2	2.1	0.3
Primary products.....		334512-P	12/79	209.0	208.6	209.4	1.7	0.4
Automatic environmental controls for monitoring residential, commercial, and appliance use.....		334512-0	12/03	111.5	111.3	111.8	1.7	0.4
Secondary products and miscellaneous receipts.....		334512-SM						
Secondary products.....		334512-S	12/79	236.7	236.7	236.7	—	0.0
Industrial process variable instruments.....	334513		06/83	200.2	202.7	204.0	5.2	0.6
Primary products.....		334513-P	06/83	209.7	212.7	214.2	6.0	0.7
Process control instruments.....		334513-0	12/03	125.2	126.9	127.9	6.1	0.8
Secondary products and miscellaneous receipts.....		334513-SM						

See footnotes at end of table.

**Table 5. Producer price indexes for the net output of selected industries and their products, not seasonally adjusted — Continued**

Industry and product <sup>1</sup>	Industry code	Product code	Index base	Index			Percent change to Aug. 2011 from:	
				Apr. 2011 <sup>2</sup>	July 2011 <sup>2</sup>	Aug. 2011 <sup>2</sup>	Aug. 2010	July 2011
Industrial process variable instruments - Continued								
Miscellaneous receipts.....		334513-M	06/83	173.9	174.5	—	—	—
Secondary products.....		334513-S	06/83	140.4	140.5	140.5	0.6	0.0
Totalizing fluid meters and counting devices.....	334514		12/85	150.8	151.1	151.1	2.8	0.0
Primary products.....		334514-P	12/85	151.6	151.9	151.9	2.7	0.0
Integrating and totalizing meters for gas and liquids.....		334514-1	12/85	178.4	179.6	179.6	4.3	0.0
Counting devices, excluding motor vehicle instruments.....		334514-3	12/85	164.4	164.4	—	—	—
Motor vehicle instruments.....		334514-5	12/85	104.4	104.4	104.4	2.4	0.0
Secondary products and miscellaneous receipts.....		334514-SM						
Secondary products.....		334514-S	12/85	145.9	146.1	145.9	2.5	-0.1
Electricity and signal testing instruments.....	334515		12/83	154.4	154.6	155.0	0.6	0.3
Primary products.....		334515-P	12/83	151.2	151.5	151.9	0.7	0.3
Test equipment for testing electrical, radio & communication circuits, & motors.....		334515-3	12/83	154.6	154.9	155.3	0.6	0.3
Electrical integrating instruments and other instruments to measure electricity.....		334515-9	06/06	106.5	106.4	106.7	0.9	0.3
Secondary products and miscellaneous receipts.....		334515-SM						
Secondary products.....		334515-S	12/83	148.0	148.2	—	—	—
Analytical laboratory instrument mfg.....	334516		12/85	139.4	139.7	139.8	0.9	0.1
Primary products.....		334516-P	12/85	141.0	141.1	141.1	0.4	0.0
Analytical and scientific instruments, except optical.....		334516-0	12/85	141.0	141.1	141.1	0.4	0.0
Secondary products and miscellaneous receipts.....		334516-SM						
Miscellaneous receipts.....		334516-M	12/85	165.7	166.7	166.7	1.7	0.0
Secondary products.....		334516-S	12/85	110.3	111.6	111.8	3.5	0.2
Irradiation apparatus manufacturing.....	334517		06/90	114.9	116.9	116.7	1.3	-0.2
Primary products.....		334517-P	06/85	116.3	118.7	118.4	1.3	-0.3
Irradiation (ionizing radiation) equipment.....		334517-0	06/85	116.3	118.7	118.4	1.3	-0.3
Secondary products and miscellaneous receipts.....		334517-SM						
Miscellaneous receipts.....		334517-M	06/90	115.3	115.3	115.3	1.2	0.0
Watch, clock, and part manufacturing.....	334518		12/03	114.9	116.0	114.9	1.3	-0.9
Primary products.....		334518-P	12/03	115.2	116.5	115.2	1.1	-1.1
Watches, watchcases, movements and modules (including watch parts).....		334518-2	12/89	119.1	127.2	119.1	—	-6.4
Clocks, timing mechanisms, time recording & time stamp devices, time switches, (incl. parts).....		334518-4	12/03	116.1	116.1	116.1	1.1	0.0
Secondary products and miscellaneous receipts.....		334518-SM						
Miscellaneous receipts.....		334518-M	12/03	119.4	119.4	119.4	3.3	0.0
Secondary products.....		334518-S	12/03	97.6	98.6	98.6	1.8	0.0
Other measuring and controlling device mfg.....	334519		06/85	155.0	155.1	155.1	0.8	0.0
Primary products.....		334519-P	06/85	147.7	147.7	147.8	0.8	0.1
Aircraft engine instruments, except flight.....		334519-2	06/85	136.8	136.8	136.8	0.1	0.0
Physical properties testing & inspection equipment and kinematic testing & measuring equipment.....		334519-4	06/85	146.7	146.7	146.7	0.3	0.0
Nuclear radiation detection and monitoring instruments.....		334519-5	06/85	162.2	162.2	162.7	3.4	0.3
Commercial, geophysical, meteorological, and general-purpose instruments and equipment.....		334519-7	06/85	159.1	159.1	159.1	0.8	0.0
Survey and drafting instruments and apparatus, including photogrammetric equipment.....		334519-9	12/91	113.0	—	—	—	—
Secondary products and miscellaneous receipts.....		334519-SM						
Miscellaneous receipts.....		334519-M	06/85	220.8	220.8	220.8	0.8	0.0
Secondary products.....		334519-S	06/85	154.6	155.1	155.0	1.5	-0.1
Mfg & reproducing magnetic & optical media.....	3346		12/03	87.8	86.3	85.9	-1.9	-0.5
Mfg & reproducing magnetic & optical media.....	33461		12/03	87.8	86.3	85.9	-1.9	-0.5
Audio and video media reproduction.....	334612		12/03	91.3	91.3	91.2	0.7	-0.1
Primary products.....		334612-P	12/03	91.5	91.5	91.4	0.9	-0.1
Reproduction of recording media.....		334612-0	12/06	97.3	97.3	97.2	0.9	-0.1
Audio discs, records, and compact discs (CD), full-length.....		334612-01	12/03	96.2	96.2	95.7	2.0	-0.5
Reproduction of video recording media.....		334612-03	12/03	89.4	89.4	89.5	0.3	0.1
All other reproduction of audio recording media, including audio tapes, cassette full-length.....		334612-06	12/03	90.5	90.5	90.5	0.3	0.0
Secondary products and miscellaneous receipts.....		334612-SM						
Miscellaneous receipts.....		334612-M	12/03	88.4	88.4	88.4	-0.1	0.0
Secondary products.....		334612-S	12/03	95.4	95.4	95.4	—	0.0
Magnetic and optical recording media mfg.....	334613		06/91	59.4	55.9	55.2	-8.0	-1.3
Primary products.....		334613-P	06/91	62.1	58.4	57.7	-8.1	-1.2
Magnetic and optical recording media.....		334613-0	06/91	62.1	58.4	57.7	-8.1	-1.2
Electrical equipment and appliance mfg.....	335		12/03	135.8	136.8	137.4	4.2	0.4

See footnotes at end of table.

**Table 5. Producer price indexes for the net output of selected industries and their products, not seasonally adjusted — Continued**

Industry and product <sup>1</sup>	Industry code	Product code	Index base	Index			Percent change to Aug. 2011 from:	
				Apr. 2011 <sup>2</sup>	July 2011 <sup>2</sup>	Aug. 2011 <sup>2</sup>	Aug. 2010	July 2011
Electric lighting equipment mfg. ....	3351		12/03	115.2	114.7	114.5	1.4	-0.2
Electric lamp bulb & part mfg. ....	33511		12/03	103.3	99.9	99.4	-2.2	-0.5
Electric lamp bulb and part manufacturing. ....	335110		12/83	113.6	109.9	109.3	-2.1	-0.5
Primary products. ....		335110-P	12/83	112.5	108.6	107.9	-2.4	-0.6
Electric lamp bulbs and tubes (including sealed beam lamp bulbs). ....		335110-1Z	12/04	106.0	101.7	100.9	-2.9	-0.8
Electric lamp bulb and tube components (excluding lamp bulb blanks). ....		335110-3Z	12/85	125.5	-	-	-	-
Secondary products and miscellaneous receipts. ....		335110-SM						
Lighting fixture mfg. ....	33512		12/03	118.8	119.0	118.9	2.2	-0.1
Residential electric lighting fixture mfg. ....	335121		12/83	173.9	172.7	172.1	2.0	-0.3
Primary products. ....		335121-P	12/83	172.7	171.8	170.5	1.7	-0.8
Residential-type electric lighting fixtures (except portable), including parts and accessories. ....		335121-1	12/83	167.9	167.9	166.0	1.4	-1.1
Residential-type portable lighting fixtures, including parts and accessories. ....		335121-4	12/83	179.2	176.5	176.5	2.1	0.0
Secondary products and miscellaneous receipts. ....		335121-SM						
Miscellaneous receipts. ....		335121-M	03/99	117.2	-	117.2	4.3	-
Secondary products. ....		335121-S	12/83	222.0	222.1	222.0	2.4	0.0
Nonresidential electric lighting fixture mfg. ....	335122		06/81	179.2	180.7	180.8	2.4	0.1
Primary products. ....		335122-P	06/81	179.1	180.8	180.8	2.6	0.0
Commercial and institutional-type electric lighting fixtures, including parts and accessories. ....		335122-1	06/81	175.7	177.4	177.5	2.0	0.1
Industrial-type electric lighting fixtures, including parts and accessories. ....		335122-2Z	06/81	183.4	184.8	184.8	4.6	0.0
Secondary products and miscellaneous receipts. ....		335122-SM						
Miscellaneous receipts. ....		335122-M	08/81	111.4	-	-	-	-
Secondary products. ....		335122-S	06/81	192.3	-	-	-	-
Other lighting equipment manufacturing. ....	335129		06/85	137.0	137.1	136.9	2.2	-0.1
Primary products. ....		335129-P	06/85	135.0	135.1	134.8	2.2	-0.2
Outdoor lighting equipment (including parts and accessories). ....		335129-1	06/85	153.6	153.9	153.3	3.8	-0.4
All other miscellaneous electric and nonelectric lighting equipment, incl parts and accessories. ....		335129-4	06/85	108.8	108.8	108.8	0.2	0.0
Secondary products and miscellaneous receipts. ....		335129-SM						
Miscellaneous receipts. ....		335129-M	05/89	134.6	-	134.6	0.0	-
Secondary products. ....		335129-S	06/85	146.3	146.3	146.3	2.7	0.0
Household appliance mfg. ....	3352		12/84	117.9	118.5	118.8	1.1	0.3
Small electrical appliance mfg. ....	33521		12/03	109.7	109.2	109.7	0.8	0.5
Electric housewares and household fan mfg. ....	335211		12/82	129.5	127.1	127.4	0.5	0.2
Primary products. ....		335211-P	12/82	123.6	120.6	121.0	0.2	0.3
Electric fans, except industrial-type. ....		335211-1	12/82	138.6	-	-	-	-
Small electric household appliances, except fans and wall and baseboard heating units. ....		335211-4	12/82	113.6	109.1	109.6	-2.5	0.5
Parts and attachments for small household electric appliances. ....		335211-5	12/82	142.1	-	142.1	0.0	-
Secondary products and miscellaneous receipts. ....		335211-SM						
Miscellaneous receipts. ....		335211-M	01/86	95.0	95.4	95.4	0.4	0.0
Household vacuum cleaner manufacturing. ....	335212		12/82	104.9	105.8	106.5	1.1	0.7
Primary products. ....		335212-P	12/82	103.7	105.6	105.5	2.1	-0.1
Household vacuum cleaners, floor waxing and floor polishing machine incl. parts. ....		335212-T	12/82	103.7	105.6	105.5	2.1	-0.1
Secondary products and miscellaneous receipts. ....		335212-SM						
Secondary products. ....		335212-S	12/82	114.6	121.8	-	-	-
Major appliance mfg. ....	33522		12/03	116.3	117.2	117.4	1.2	0.2
Household cooking appliance manufacturing. ....	335221		06/81	123.8	125.7	125.4	2.1	-0.2
Primary products. ....		335221-P	06/81	117.6	119.5	119.3	2.1	-0.2
Electric (including microwave) household ranges, ovens, surface cooking units, and equipment. ....		335221-1	06/81	101.9	104.7	104.4	2.5	-0.3
Gas household ranges, ovens, surface cooking units, and equipment (incl. parts and accessories). ....		335221-3	06/81	125.5	126.2	126.3	3.3	0.1
Other household ranges and cooking equipment, including outdoor equipment. ....		335221-5	06/81	156.3	157.1	157.0	1.0	-0.1
Secondary products and miscellaneous receipts. ....		335221-SM						
Miscellaneous receipts. ....		335221-M	12/02	102.0	102.7	102.7	0.7	0.0
Household refrigerator and home freezer mfg. ....	335222		12/81	105.8	106.2	106.9	1.0	0.7
Primary products. ....		335222-P	12/81	99.4	99.8	100.6	0.9	0.8
Household refrigerators, including combination refrigerator-freezers. ....		335222-1	12/81	94.4	94.8	95.4	0.2	0.6

See footnotes at end of table.

**Table 5. Producer price indexes for the net output of selected industries and their products, not seasonally adjusted — Continued**

Industry and product <sup>1</sup>	Industry code	Product code	Index base	Index			Percent change to Aug. 2011 from:	
				Apr. 2011 <sup>2</sup>	July 2011 <sup>2</sup>	Aug. 2011 <sup>2</sup>	Aug. 2010	July 2011
Household refrigerator and home freezer mfg - Continued								
Household food freezers, complete units.....		335222-2	04/82	153.8	154.0	158.1	6.3	2.7
Parts and attachments for household refrigerators and freezers.....		335222-3	11/99	101.8	101.8	101.8	1.7	0.0
Secondary products and miscellaneous receipts.....		335222-SM						
Miscellaneous receipts.....		335222-M	12/02	126.9	—	—	—	—
Household laundry equipment manufacturing.....	335224		12/79	130.2	130.2	130.2	-0.1	0.0
Primary products.....		335224-P	12/79	129.6	129.6	129.6	-0.2	0.0
Household laundry equipment and parts.....		335224-0	12/02	100.3	100.3	100.3	-0.1	0.0
Other major household appliance mfg.....	335228		12/82	208.6	211.1	211.8	1.8	0.3
Primary products.....		335228-P	12/82	194.3	197.0	197.6	1.5	0.3
Household water heaters, electric, for permanent installation.....		335228-1	12/82	300.8	305.9	305.9	2.5	0.0
Household water heaters, except electric.....		335228-3	12/82	324.3	326.6	326.6	1.3	0.0
All other miscellaneous household appliances, and parts for all appliances.....		335228-5	12/82	106.0	107.9	108.7	1.1	0.7
Secondary products and miscellaneous receipts.....		335228-SM						
Miscellaneous receipts.....		335228-M	12/82	331.6	331.6	331.6	9.9	0.0
Secondary products.....		335228-S	12/82	188.9	188.3	189.2	3.5	0.5
Electrical equipment mfg.....	3353		12/03	137.3	138.3	138.4	3.5	0.1
Electrical equipment mfg.....	33531		12/03	137.3	138.3	138.4	3.5	0.1
Electric power and specialty transformer mfg.....	335311		06/81	245.7	245.2	245.6	3.8	0.2
Primary products.....		335311-P	06/81	248.6	248.1	248.5	3.8	0.2
Power regulators, boosters, and other transformers and parts for all transformers.....		335311-A	01/00	122.1	122.0	122.1	1.5	0.1
Power and distribution transformers, except parts.....		335311-1	12/99	201.6	201.2	201.6	5.1	0.2
Fluorescent lamp ballast.....		335311-5	06/81	194.8	194.8	194.8	0.0	0.0
Specialty transformers, except fluorescent lamp ballasts.....		335311-8	06/81	110.2	—	110.3	2.5	—
Secondary products and miscellaneous receipts.....		335311-SM						
Motor and generator manufacturing.....	335312		06/83	194.6	197.8	198.2	5.9	0.2
Primary products.....		335312-P	06/83	193.0	196.3	196.7	6.1	0.2
Parts, supplies for motors, generators, generator sets, and other rotating equipment.....		335312-C	12/87	198.7	202.0	202.0	10.3	0.0
Other motor and generator manufacturing.....		335312-F	06/06	114.7	115.0	115.2	3.2	0.2
Fractional horsepower motors (rated at less than 746 watts) (except hermetics).....		335312-1	06/83	173.2	175.1	175.6	4.8	0.3
Integral horsepower motors & generators other than for land transport equip (exc hermetics).....		335312-3	06/83	234.4	245.3	245.3	10.2	0.0
Secondary products and miscellaneous receipts.....		335312-SM						
Miscellaneous receipts.....		335312-M	12/86	190.1	190.1	192.8	6.1	1.4
Secondary products.....		335312-S	06/83	199.7	201.8	201.8	4.1	0.0
Switchgear and switchboard apparatus mfg.....	335313		06/85	198.8	199.4	199.2	1.7	-0.1
Primary products.....		335313-P	06/85	200.8	201.6	201.3	1.6	-0.1
Switchgear, except ducts and relays.....		335313-A	06/85	202.8	204.4	204.9	2.2	0.2
Low voltage panelboards, distribution boards and other switching and interrupting devices.....		335313-3	06/85	182.1	183.8	183.8	1.5	0.0
Molded case circuit breakers, 1000 volts or less.....		335313-7	06/85	186.9	186.0	183.8	0.8	-1.2
Ducts, including plug-in units and accessories, 1000 volts or less.....		335313-9	08/97	216.3	216.3	216.3	4.1	0.0
Secondary products and miscellaneous receipts.....		335313-SM						
Relay and industrial control manufacturing.....	335314		06/85	193.9	195.5	195.5	2.5	0.0
Primary products.....		335314-P	06/85	198.9	200.7	200.8	3.0	0.0
Relays for electronic circuitry, industrial control overload and switchgear type.....		335314-1	06/90	192.4	192.9	—	—	—
Specific-purpose industrial controls.....		335314-3Z	06/85	160.6	—	—	—	—
General-purpose industrial controls.....		335314-6Z	06/85	218.9	219.7	219.6	3.1	0.0
Parts for industrial controls and motor-control accessories.....		335314-7	06/90	179.8	180.1	180.1	1.5	0.0
Secondary products and miscellaneous receipts.....		335314-SM						
Miscellaneous receipts.....		335314-M	06/85	227.6	228.5	228.4	-1.1	0.0
Secondary products.....		335314-S	06/85	151.6	—	—	—	—
Other electrical equipment & component mfg.....	3359		12/03	153.3	154.9	156.4	7.1	1.0
Battery mfg.....	33591		12/03	144.8	146.9	148.0	5.3	0.7
Storage battery manufacturing.....	335911		12/84	191.2	195.7	198.4	8.3	1.4
Primary products.....		335911-P	12/84	192.0	196.4	199.2	8.3	1.4
Storage batteries, lead acid type, BCI dimensional size group 8D or smaller.....		335911-1	12/84	187.4	192.5	194.0	7.5	0.8
Storage batteries, lead acid type, larger than BCI dimensional size group 8D.....		335911-4	12/84	218.4	220.6	228.3	11.6	3.5

See footnotes at end of table.



**Table 5. Producer price indexes for the net output of selected industries and their products, not seasonally adjusted — Continued**

Industry and product <sup>1</sup>	Industry code	Product code	Index base	Index			Percent change to Aug. 2011 from:	
				Apr. 2011 <sup>2</sup>	July 2011 <sup>2</sup>	Aug. 2011 <sup>2</sup>	Aug. 2010	July 2011
Storage battery manufacturing - Continued								
Storage batteries (except lead acid), including parts for all storage batteries.....		335911-7	02/85	198.4	204.1	204.1	4.3	0.0
Secondary products and miscellaneous receipts.....		335911-SM						
Secondary products.....		335911-S	12/84	187.5	188.1	188.1	5.2	0.0
Primary battery manufacturing.....	335912		12/80	193.7	193.6	192.5	0.0	-0.6
Primary products.....		335912-P	12/80	198.2	198.1	196.9	-0.1	-0.6
Primary batteries.....		335912-0	06/03	118.4	118.4	117.6	-0.1	-0.7
Secondary products and miscellaneous receipts.....		335912-SM						
Communication & energy wire & cable mfg.....	33592		12/03	186.5	188.6	192.4	13.3	2.0
Fiber optic cable manufacturing.....	335921		12/03	85.1	85.5	85.5	0.4	0.0
Primary products.....		335921-P	12/03	83.7	84.2	84.1	0.4	-0.1
Fiber optic cable.....		335921-0	12/03	83.7	84.2	84.1	0.4	-0.1
Secondary products and miscellaneous receipts.....		335921-SM						
Secondary products.....		335921-S1	07/09	100.0	99.4	100.0	0.0	0.6
Other communication and energy wire mfg.....	335929		12/03	209.5	212.0	216.5	14.2	2.1
Primary products.....		335929-P	12/03	216.7	219.4	224.3	14.6	2.2
Electronic wire and cable, made of nonferrous metals (purchased wire).....		335929-A	12/82	255.1	259.5	260.8	15.8	0.5
Telephone and telegraph wire and cable, made of nonferrous metals (purchased wire).....		335929-B	12/82	487.0	484.6	476.9	21.3	-1.6
Control and signal wire and cable, made of nonferrous metals (purchased wire).....		335929-C	12/82	358.1	350.9	352.8	10.1	0.5
Building wire and cable, made of nonferrous metals (purchased wire).....		335929-D	12/82	380.1	391.5	-	-	-
Other insulated wire & cable, including automotive, made of nonferrous metals (purchased wire).....		335929-E	12/82	243.0	242.7	243.7	4.5	0.4
Power wire and cable, made from nonferrous metals (purchased wire).....		335929-1	12/82	256.0	254.5	262.4	16.0	3.1
Secondary products and miscellaneous receipts.....		335929-SM						
Wiring device mfg.....	33593		12/03	145.8	148.1	148.2	4.3	0.1
Current-carrying wiring device manufacturing.....	335931		12/81	186.1	188.8	188.9	3.2	0.1
Primary products.....		335931-P	12/81	178.0	179.4	180.1	3.4	0.4
Current-carrying switches for electrical circuitry (including vehicular switches).....		335931-D	12/99	127.8	129.7	130.5	5.2	0.6
Current-carrying wiring devices, nec.....		335931-G	06/06	107.3	107.4	107.4	2.3	0.0
Current-carrying wire connectors for electrical circuitry.....		335931-9	12/81	182.8	183.7	185.1	2.0	0.8
Secondary products and miscellaneous receipts.....		335931-SM						
Miscellaneous receipts.....		335931-M	12/93	147.6	-	155.8	1.4	-
Secondary products.....		335931-S	12/81	225.8	228.6	226.7	3.6	-0.8
Noncurrent-carrying wiring device mfg.....	335932		12/81	306.7	312.0	312.1	5.7	0.0
Primary products.....		335932-P	12/81	301.0	307.2	307.5	6.0	0.1
Noncurrent-carrying pole and transmission line hardware.....		335932-1	12/81	-	268.1	268.8	-	0.3
Noncurrent-carrying electrical conduit and conduit fittings, incl. plastic conduit & fittings.....		335932-3Z	12/81	304.4	314.7	314.5	10.6	-0.1
Other noncurrent-carrying wiring devices and supplies (boxes, covers, bar hangers, etc.).....		335932-6	12/81	316.7	318.1	319.1	5.2	0.3
Secondary products and miscellaneous receipts.....		335932-SM						
Miscellaneous receipts.....		335932-M	12/86	-	361.5	-	-	-
Secondary products.....		335932-S	12/81	298.5	302.3	302.3	7.7	0.0
All other electrical equipment & component mfg.....	33599		12/03	117.7	117.2	117.5	-0.1	0.3
Carbon and graphite product mfg.....	335991		06/85	159.6	160.3	160.3	-2.4	0.0
Primary products.....		335991-P	06/85	162.0	162.7	162.7	-3.0	0.0
Carbon and graphite electrodes for electric furnaces and electrolytic cell use.....		335991-1	06/85	167.2	167.2	167.2	-10.3	0.0
All other carbon and graphite products.....		335991-3	12/03	130.4	131.8	131.8	8.1	0.0
Secondary and miscellaneous receipts.....		335991-SM						
Miscellaneous receipts.....		335991-M	10/88	164.0	-	-	-	-
Miscellaneous electrical equipment mfg.....	335999		12/03	111.4	110.6	111.0	0.7	0.4
Primary products.....		335999-P	12/03	110.7	110.1	110.5	0.8	0.4
Rectifying apparatus.....		335999-3	12/85	136.2	136.4	137.3	2.6	0.7
Semiconductor power conversion apparatus (except for electronic circuitry).....		335999-31	12/85	145.4	146.4	146.5	2.6	0.1
All other power conversion and rectifying apparatus (except for electronic circuitry).....		335999-32	12/85	119.4	119.3	120.4	2.6	0.9
All miscellaneous electrical equipment except rectifying apparatus.....		335999-4	06/08	101.2	100.2	100.4	-0.1	0.2
Secondary products and miscellaneous receipts.....		335999-SM						
Miscellaneous receipts.....		335999-M	12/03	116.0	113.6	113.6	-2.1	0.0
Secondary products.....		335999-S	12/03	115.2	115.7	115.8	5.3	0.1

See footnotes at end of table.

**Table 5. Producer price indexes for the net output of selected industries and their products, not seasonally adjusted — Continued**

Industry and product <sup>1</sup>	Industry code	Product code	Index base	Index			Percent change to Aug. 2011 from:	
				Apr. 2011 <sup>2</sup>	July 2011 <sup>2</sup>	Aug. 2011 <sup>2</sup>	Aug. 2010	July 2011
Transportation equipment manufacturing.....	336		12/03	112.0	112.0	112.1	2.0	0.1
Motor vehicle manufacturing.....	3361		12/03	101.8	101.1	101.0	0.9	-0.1
Automobile and light truck manufacturing.....	33611		12/03	99.9	99.1	98.9	0.8	-0.2
Automobile, light truck and utility vehicle manufacturing.....	336110		06/82	137.4	136.3	136.1	0.8	-0.1
Primary products.....		336110-P	06/82	136.2	135.0	134.8	1.0	-0.1
Passenger cars and chassis.....		336110-1	06/82	129.2	129.0	128.8	1.1	-0.2
Trucks, truck tractors, & bus chassis 14,000 lb or less, incl. minivans & suvs.....		336110-2	06/82	152.0	149.9	149.7	1.0	-0.1
Secondary products and miscellaneous receipts.....		336110-SM						
Heavy duty truck manufacturing.....	33612		12/03	130.1	130.6	131.2	1.6	0.5
Heavy duty truck manufacturing.....	336120		12/03	130.1	130.7	131.2	1.5	0.4
Primary products.....		336120-P	12/03	130.8	131.3	131.9	1.5	0.5
Trucks, truck tractors, and bus chassis (chassis of own manufacture) 14,001 to 33,000 lb.....		336120-1	12/03	—	143.0	—	—	—
Trucks, truck tractors, and bus chassis (chassis of own manufacture) 33,001 lb or more.....		336120-2	06/87	180.8	180.8	182.3	0.8	0.8
Buses, including military and firefighting vehicles (chassis of own manufacture).....		336120-3	12/03	120.7	—	—	—	—
Secondary products and miscellaneous receipts.....		336120-SM						
Secondary products.....		336120-S	12/03	110.4	111.3	111.3	2.5	0.0
Motor vehicle body and trailer manufacturing.....	3362		12/03	124.6	125.2	125.4	2.4	0.2
Motor vehicle body and trailer manufacturing.....	33621		12/03	124.9	125.5	125.6	2.4	0.1
Motor vehicle body manufacturing.....	336211		12/82	220.4	220.8	220.9	1.2	0.0
Primary products.....		336211-P	12/82	216.6	217.1	217.2	1.4	0.0
Van bodies, sold separately.....		336211-4	12/08	100.7	100.9	100.9	1.6	0.0
Other truck and vehicle bodies, sold separately.....		336211-5	12/08	99.9	100.9	100.9	2.4	0.0
Dump truck bodies, sold separately.....		336211-5A	12/08	92.3	92.3	92.3	-4.7	0.0
All other truck and vehicle bodies, sold separately.....		336211-5B	12/08	100.9	102.1	102.0	3.3	-0.1
Buses and firefighting vehicles, complete, produced on purchased chassis.....		336211-7	12/08	104.6	104.5	104.5	0.9	0.0
Trucks/vehicles, other types, complete, produced on purchased chassis.....		336211-9	12/08	98.9	98.9	99.1	1.5	0.2
Secondary products and miscellaneous receipts.....		336211-SM						
Miscellaneous receipts.....		336211-M	12/82	298.4	298.4	298.4	0.0	0.0
Secondary products.....		336211-S	12/82	178.9	178.9	179.0	2.2	0.1
Truck trailer manufacturing.....	336212		12/79	214.6	215.7	215.8	5.0	0.0
Primary products.....		336212-P	12/79	211.5	212.7	212.8	5.2	0.0
Truck trailers and chassis, with axle rating of 10,000 lbs or more.....		336212-1	12/79	208.6	209.6	209.8	5.3	0.1
Truck trailers and chassis, with axle rating of less than 10,000 lbs.....		336212-3	11/84	223.3	226.2	226.2	4.2	0.0
Secondary products and miscellaneous receipts.....		336212-SM						
Secondary products.....		336212-S	12/79	235.8	235.8	235.8	1.0	0.0
Motor home manufacturing.....	336213		06/84	169.8	171.0	171.1	1.4	0.1
Primary products.....		336213-P	06/84	168.8	168.8	168.8	0.7	0.0
Motor homes built on purchased chassis.....		336213-0	06/06	100.6	100.6	100.6	0.7	0.0
Secondary products and miscellaneous receipts.....		336213-SM						
Travel trailer and camper manufacturing.....	336214		12/03	122.3	123.1	123.5	2.7	0.3
Primary products.....		336214-P	12/03	121.7	122.6	123.0	2.9	0.3
Travel trailers.....		336214-1	06/84	160.1	161.0	161.7	1.8	0.4
Fifth wheel travel trailers less than 30ft in length.....		336214-14	06/90	127.1	128.5	128.5	3.0	0.0
Fifth wheel travel trailers 30ft or more in length.....		336214-15	06/90	154.2	156.6	156.6	2.2	0.0
Conventional travel trailers up to 24ft.....		336214-16	06/06	108.4	106.2	106.8	-1.1	0.6
Conventional travel trailers 25ft to 29ft.....		336214-17	06/06	101.3	—	103.5	3.1	—
Conventional travel trailers 30ft or more.....		336214-18	06/06	111.8	112.2	112.6	1.1	0.4
Automobile and light truck trailers.....		336214-3	12/92	160.3	161.5	161.9	3.8	0.2
Camping trailers, campers, pick-up covers, and parts.....		336214-5	06/84	195.0	197.0	197.0	4.6	0.0
Other parts and components, excluding appliances and furnishings.....		336214-53	06/84	169.8	170.8	170.8	3.6	0.0
Truck campers, caps, or box covers.....		336214-55	06/06	115.0	115.8	115.7	2.5	-0.1
Secondary products and miscellaneous receipts.....		336214-SM						
Miscellaneous receipts.....		336214-M	04/85	193.3	193.7	193.7	2.9	0.0
Secondary products.....		336214-S	06/84	179.1	179.4	178.4	0.2	-0.6
Motor vehicle parts manufacturing.....	3363		12/03	111.3	111.9	112.0	1.9	0.1
Motor vehicle gasoline engine and parts mfg.....	33631		12/03	111.6	113.7	113.7	6.5	0.0
Carburetor, piston, piston, ring and valve mfg.....	336311		12/82	151.1	151.7	151.7	0.9	0.0
Primary products.....		336311-P	12/82	163.5	164.2	164.2	0.8	0.0
Pistons, piston rings, and piston pins (engine).....		336311-3	12/82	122.2	122.8	122.8	0.8	0.0

See footnotes at end of table.

**Table 5. Producer price indexes for the net output of selected industries and their products, not seasonally adjusted — Continued**

Industry and product <sup>1</sup>	Industry code	Product code	Index base	Index			Percent change to Aug. 2011 from:	
				Apr. 2011 <sup>2</sup>	July 2011 <sup>2</sup>	Aug. 2011 <sup>2</sup>	Aug. 2010	July 2011
Carburetor, piston, piston, ring and valve mfg - Continued								
Valves (engine intake and exhaust).....		336311-5	12/82	173.3	174.1	—	—	—
Secondary products and miscellaneous receipts.....		336311-SM						
Gasoline engine and engine parts mfg.....	336312		12/03	111.9	114.1	114.1	6.8	0.0
Primary products.....		336312-P	12/03	112.6	115.1	115.1	7.6	0.0
Gasoline engines and engine parts, new.....		336312-1	12/88	107.1	109.5	109.5	7.7	0.0
Secondary products and miscellaneous receipts.....		336312-SM						
Secondary products.....		336312-S	12/03	103.3	103.3	—	—	—
Motor vehicle electric equipment.....	33632		12/03	105.2	105.4	105.4	1.2	0.0
Vehicular lighting equipment mfg.....	336321		12/83	134.1	134.1	134.1	1.4	0.0
Primary products.....		336321-P	12/83	119.2	119.1	119.1	1.4	0.0
Vehicular lighting equipment.....		336321-0	12/83	119.2	119.1	119.1	1.4	0.0
Secondary products and miscellaneous receipts.....		336321-SM						
Miscellaneous receipts.....		336321-M	12/83	110.2	110.2	—	—	—
Secondary products.....		336321-S	12/83	165.9	165.9	165.9	0.8	0.0
Other motor vehicle electrical equipment mfg.....	336322		12/03	104.8	104.9	105.0	1.3	0.1
Primary products.....		336322-P	12/03	100.1	100.1	100.3	0.4	0.2
Parts for engine electrical and electronic equipment.....		336322-A	12/82	148.9	—	148.9	4.9	—
Motor vehicle electrical and electronic equipment.....		336322-D	12/03	100.8	100.7	100.7	0.5	0.0
All other miscellaneous complete engine electrical equipment, including spark plugs.....		336322-U	12/82	111.7	111.8	112.4	0.0	0.5
Ignition harness and cable sets.....		336322-1	12/82	130.9	130.9	130.9	0.7	0.0
Battery charging alternators, generators, and regulators....		336322-3	12/82	132.1	132.1	132.1	-0.2	0.0
Cranking motors (starters).....		336322-5	12/82	118.4	118.4	118.4	0.0	0.0
Secondary products and miscellaneous receipts.....		336322-SM						
Miscellaneous receipts.....		336322-M	12/03	141.1	141.1	141.1	4.3	0.0
Secondary products.....		336322-S	12/03	97.2	—	—	—	—
Motor vehicle steering and suspension parts.....	33633		12/03	106.2	108.4	108.4	2.2	0.0
Motor vehicle steering and suspension parts.....	336330		12/03	106.0	108.2	108.2	2.2	0.0
Primary products.....		336330-P	12/03	103.8	106.2	106.2	2.4	0.0
Motor vehicle steering and suspension components, new....		336330-1	12/99	103.6	106.0	106.0	2.4	0.0
Secondary products and miscellaneous receipts.....		336330-SM						
Secondary product.....		336330-S	12/03	120.7	120.8	120.8	0.1	0.0
Motor vehicle brake system manufacturing.....	33634		12/03	106.5	107.1	107.3	2.7	0.2
Motor vehicle brake system manufacturing.....	336340		12/03	106.4	107.1	107.3	2.8	0.2
Primary products.....		336340-P	12/03	105.7	106.0	106.2	2.1	0.2
Motor vehicle brake parts and assemblies, new.....		336340-1	12/88	111.6	112.0	112.2	2.2	0.2
Motor vehicle brake parts and assemblies, rebuilt.....		336340-3	12/03	112.4	112.4	112.4	0.0	0.0
Secondary products and miscellaneous receipts.....		336340-SM						
Secondary products.....		336340-S	12/03	118.4	118.5	119.0	3.1	0.4
Motor vehicle power train components mfg.....	33635		12/03	116.1	116.1	116.1	0.7	0.0
Motor vehicle power train components mfg.....	336350		12/03	114.7	114.7	114.7	0.7	0.0
Primary products.....		336350-P	12/03	110.4	110.3	110.3	0.6	0.0
Motor vehicle drive train components, except wheels and brakes, new.....		336350-1	12/88	113.5	113.4	113.4	0.7	0.0
Secondary products and miscellaneous receipts.....		336350-SM						
Secondary products.....		336350-S	12/03	125.1	125.3	125.5	1.0	0.2
Motor vehicle seating and interior trim mfg.....	33636		12/03	99.3	99.5	99.8	0.7	0.3
Motor vehicle seating and interior trim mfg.....	336360		12/03	99.2	99.4	99.8	0.7	0.4
Primary products.....		336360-P	12/03	99.0	99.2	99.5	0.6	0.3
Automobile trimmings.....		336360-1	12/03	98.4	98.5	98.5	-0.5	0.0
Seats for public conveyance and aircraft.....		336360-3	12/01	97.5	97.7	97.9	0.5	0.2
Secondary products and miscellaneous receipts.....		336360-SM						
Secondary products.....		336360-S	12/03	103.1	103.5	104.0	0.9	0.5
Motor vehicle metal stamping.....	33637		12/03	117.9	117.2	117.1	-0.7	-0.1
Motor vehicle metal stamping.....	336370		12/82	129.2	128.3	128.3	-0.7	0.0
Primary products.....		336370-P	12/82	121.2	120.3	120.2	-0.8	-0.1
Original equipment automotive stampings.....		336370-1	12/82	117.6	116.9	116.8	-1.6	-0.1
Replacement part automotive stampings.....		336370-3	12/82	155.6	153.5	153.5	6.9	0.0
Secondary products and miscellaneous receipts.....		336370-SM						
Secondary products.....		336370-S	12/82	136.6	136.5	136.6	0.4	0.1
Other motor vehicle parts manufacturing.....	33639		12/03	112.5	113.2	113.6	1.7	0.4
Motor vehicle air conditioning manufacturing.....	336391		12/03	100.4	101.0	100.5	0.1	-0.5
Primary products.....		336391-P	12/03	100.9	101.6	101.0	0.1	-0.6

See footnotes at end of table.

**Table 5. Producer price indexes for the net output of selected industries and their products, not seasonally adjusted — Continued**

Industry and product <sup>1</sup>	Industry code	Product code	Index base	Index			Percent change to Aug. 2011 from:	
				Apr. 2011 <sup>2</sup>	July 2011 <sup>2</sup>	Aug. 2011 <sup>2</sup>	Aug. 2010	July 2011
Motor vehicle air conditioning manufacturing - Continued								
Automotive air conditioning compressors (open type, with or without motor).....		336391-B	12/03	101.1	101.1	101.1	-0.4	0.0
Motor vehicle mechanical air conditioning systems.....		336391-7	12/03	100.3	101.4	100.4	0.4	-1.0
Secondary products and miscellaneous receipts.....		336391-SM						
Miscellaneous receipts.....		336391-M	06/06	101.0	101.0	-	-	-
Secondary products.....		336391-S	12/03	98.3	98.4	98.4	0.4	0.0
All other motor vehicle parts manufacturing.....	336399		12/03	114.5	115.3	115.8	1.8	0.4
Primary products.....		336399-P	12/03	114.2	115.0	115.5	1.8	0.4
Filters for internal combustion engines and motor vehicles, new.....		336399-1	12/82	135.7	135.7	-	-	-
Exhaust system parts, new.....		336399-3	12/88	146.0	147.6	147.0	1.4	-0.4
Motor vehicle wheels, new.....		336399-5	12/88	129.2	-	-	-	-
All other motor vehicle parts and accessories, new and rebuilt.....		336399-8	12/03	110.2	110.9	111.9	1.7	0.9
Secondary products and miscellaneous receipts.....		336399-SM						
Miscellaneous receipts.....		336399-M	12/03	128.5	-	-	-	-
Secondary products.....		336399-S	12/03	108.3	108.0	108.3	0.6	0.3
Aerospace product and parts manufacturing.....	3364		06/85	209.9	211.4	211.9	4.1	0.2
Aerospace product and parts manufacturing.....	33641		06/85	209.9	211.4	211.9	4.1	0.2
Aircraft manufacturing.....	336411		12/85	215.6	217.4	218.1	4.9	0.3
Primary products.....		336411-P	12/85	210.4	212.3	213.1	3.4	0.4
Civilian aircraft.....		336411-3	12/85	241.5	244.1	245.3	2.5	0.5
Modifications, conversions, and overhaul of previously accepted aircraft.....		336411-5	12/85	129.3	129.3	129.3	7.2	0.0
Secondary products and miscellaneous receipts.....		336411-SM						
Miscellaneous receipts.....		336411-M	01/86	219.1	219.1	219.1	8.0	0.0
Secondary products.....		336411-S	12/85	275.4	275.4	-	-	-
Aircraft engine and engine parts mfg.....	336412		12/85	204.9	204.9	204.9	2.8	0.0
Primary products.....		336412-P	12/85	206.8	206.8	206.8	3.1	0.0
Military aircraft engines.....		336412-1	12/85	144.4	145.5	145.5	0.6	0.0
Civilian aircraft engines.....		336412-3	12/85	232.6	232.7	232.7	3.2	0.0
Aeronautical services on aircraft engines.....		336412-5	12/85	180.6	180.3	180.3	2.7	0.0
Aircraft engine parts and accessories.....		336412-7	12/85	219.2	219.2	219.2	3.7	0.0
Secondary products and miscellaneous receipts.....		336412-SM						
Miscellaneous receipts.....		336412-M	08/94	156.2	156.3	156.3	5.9	0.0
Secondary products.....		336412-S	12/85	199.0	198.9	198.9	0.6	0.0
Other aircraft parts and equipment.....	336413		06/85	170.4	172.1	172.0	1.7	-0.1
Primary products.....		336413-P	06/85	168.0	170.1	169.9	2.0	-0.1
Aircraft propellers and helicopter rotors.....		336413-1	12/91	164.7	164.7	164.7	3.7	0.0
Aircraft parts & auxiliary equipment, excluding hydraulic & pneumatic subassemblies and engines.....		336413-2	06/85	164.0	166.1	165.9	1.9	-0.1
Aircraft mechanical power transmission equipment for civilian and military aircraft.....		336413-21	06/08	104.5	104.3	104.3	1.2	0.0
Aircraft landing gear for civilian and military aircraft.....		336413-22	06/08	109.9	109.9	109.9	3.0	0.0
Other aircraft subassemblies and parts for military aircraft.....		336413-23	06/08	106.6	107.2	107.2	2.8	0.0
Other aircraft subassemblies and parts for civilian aircraft.....		336413-24	06/08	97.1	99.7	99.5	1.1	-0.2
Secondary products and miscellaneous receipts.....		336413-SM						
Secondary products.....		336413-S	06/85	199.9	199.9	199.9	0.0	0.0
Railroad rolling stock manufacturing.....	3365		06/84	175.8	176.6	177.3	1.8	0.4
Railroad rolling stock manufacturing.....	33651		06/84	175.9	176.7	177.4	1.8	0.4
Railroad rolling stock manufacturing.....	336510		06/84	175.7	176.5	177.3	1.8	0.5
Primary products.....		336510-P	06/84	179.7	180.5	180.5	1.6	0.0
Locomotives, new and rebuilt, including parts.....		336510-1	06/84	158.6	158.6	158.6	0.0	0.0
Passenger and freight train cars, new (excluding parts).....		336510-4	06/84	208.6	-	-	-	-
Street, subway, trolley, & rapid transit cars, rebuilt cars (all types), including parts.....		336510-5	06/84	153.6	153.8	154.0	0.5	0.1
Street, subway, trolley, and rapid transit cars, new and rebuilt.....		336510-53	12/01	110.8	110.8	-	-	-
Railway maintenance of way equipment & parts, parts for all railcars, & other railway vehicles.....		336510-54	06/84	148.9	149.2	149.8	1.4	0.4
Air brake and other brake equipment.....		336510-541	06/84	116.5	117.3	117.3	0.7	0.0
All other railroad and streetcar equipment, parts and accessories, incl. truck assemblies.....		336510-542	06/84	152.1	152.3	153.0	1.5	0.5
Secondary products and miscellaneous receipts.....		336510-SM						
Ship and boat building.....	3366		12/84	205.3	207.2	207.3	1.8	0.0
Ship and boat building.....	33661		12/84	205.3	207.2	207.3	1.8	0.0

See footnotes at end of table.

**Table 5. Producer price indexes for the net output of selected industries and their products, not seasonally adjusted — Continued**

Industry and product <sup>1</sup>	Industry code	Product code	Index base	Index			Percent change to Aug. 2011 from:	
				Apr. 2011 <sup>2</sup>	July 2011 <sup>2</sup>	Aug. 2011 <sup>2</sup>	Aug. 2010	July 2011
Ship building and repairing.....	336611		12/85	193.5	195.6	195.7	1.9	0.1
Primary products.....		336611-P	12/85	195.0	197.2	197.3	2.0	0.1
Ship repair, nonmilitary.....		336611-A	12/85	186.7	186.7	186.7	0.1	0.0
Nonpropelled ships, new construction.....		336611-1	12/85	172.7	169.7	169.7	3.7	0.0
Military self-propelled ships, new construction.....		336611-3Z	12/85	184.9	186.7	187.1	1.6	0.2
Nonmilitary self-propelled ships, new construction.....		336611-6Z	12/85	310.3	317.4	316.8	3.9	-0.2
Ship repair, military.....		336611-8	12/85	178.2	180.6	180.6	1.3	0.0
Secondary products and miscellaneous receipts.....		336611-SM						
Boat building.....	336612		12/81	239.8	241.4	241.5	1.5	0.0
Primary products.....		336612-P	12/81	237.8	239.6	239.7	1.7	0.0
Outboard motorboats, including commercial and military (except sailboats and lifeboats).....		336612-1	12/81	262.3	264.1	267.7	5.5	1.4
Outboard motorboats, wood or metal, incl. comm. and military (exc. sailboats and lifeboats).....		336612-11	06/11	—	100.8	102.9	—	2.1
Outboard motorboats, plastics/fiberglass, incl. comm. and mil. (exc. sailboats and lifeboats).....		336612-14	06/11	—	100.6	101.4	—	0.8
Inboard motorboats, including commercial and military (except sailboats and lifeboats).....		336612-3	12/81	239.2	241.7	238.7	1.4	-1.2
Inboard cabin cruisers, including commercial and military (except sailboats and lifeboats).....		336612-31	06/11	—	101.3	100.3	—	-1.0
Other inboard motorboats, including commercial and military (except sailboats and lifeboats).....		336612-32	06/11	—	100.3	98.1	—	-2.2
Inboard-outdrive boats, including commercial and military (except sailboats and lifeboats).....		336612-5	12/81	207.1	209.5	208.6	-4.0	-0.4
Inboard-outdrive boats, cabin cruisers, incl. comm. and military (exc. sailboats and lifeboats).....		336612-51	06/11	—	101.1	101.0	—	-0.1
All other inboard-outdrive boats, incl. comm. and military (except sailboats and lifeboats).....		336612-52	06/11	—	101.2	100.7	—	-0.5
All other boats (excluding military and commercial).....		336612-8	12/81	214.5	210.9	210.9	-0.1	0.0
Secondary products and miscellaneous receipts.....		336612-SM						
Secondary products.....		336612-S	12/81	—	242.8	244.7	—	0.8
Other transportation equipment manufacturing.....	3369		12/03	108.4	108.5	109.0	1.5	0.5
Other transportation equipment manufacturing.....	33699		12/03	108.4	108.5	109.0	1.5	0.5
Motorcycle, bicycle, and parts manufacturing.....	336991		12/84	138.6	138.7	140.3	1.8	1.2
Primary products.....		336991-P	12/84	144.0	144.1	145.8	1.5	1.2
Bicycles and parts.....		336991-1	12/84	125.2	125.6	126.1	1.0	0.4
Bicycles, complete.....		336991-121	12/98	117.5	117.5	118.3	1.1	0.7
Parts for bicycles.....		336991-171	12/84	117.4	118.4	118.2	0.7	-0.2
Motorcycles, including three-wheel motorbikes, motorscooters, mopeds, and parts.....		336991-3	12/84	165.6	165.6	168.0	1.6	1.4
Motorcycles, (excl. sidecars), mopeds, motorbikes and motorscooters, excl parts.....		336991-311	10/06	101.7	101.7	103.7	2.0	2.0
Parts, including sidecars, but excluding motorbike parts interchangeable with bike parts.....		336991-312	12/84	146.5	146.5	146.5	0.7	0.0
Secondary products and miscellaneous receipts.....		336991-SM						
Miscellaneous receipts.....		336991-M	12/84	123.7	124.7	125.2	2.5	0.4
Secondary products.....		336991-S	12/84	129.8	129.5	129.5	4.0	0.0
All other transportation equipment mfg.....	336999		12/03	109.0	109.1	109.1	1.3	0.0
Primary products.....		336999-P	12/03	107.6	107.8	107.8	0.8	0.0
All other miscellaneous transportation equipment, including all-terrain vehicles.....		336999-5	06/85	138.4	138.6	138.6	0.9	0.0
All-terrain vehicles, gas and electric, and parts.....		336999-53	06/08	98.8	99.1	99.1	0.4	0.0
Other miscellaneous transportation equipment and parts, incl. snowmobiles & personal watercraft.....		336999-56	06/08	103.8	103.5	103.5	2.2	0.0
Secondary products and miscellaneous receipts.....		336999-SM						
Miscellaneous receipts.....		336999-M	12/03	107.8	107.8	—	—	—
Secondary products.....		336999-S	12/03	140.7	140.2	140.4	15.7	0.1
Furniture & related product mfg.....	337		12/84	180.2	181.3	181.4	2.1	0.1
HH & institutional furniture & kitchen cabinet mfg.....	3371		12/84	174.5	175.1	175.8	2.1	0.4
Wood kitchen cabinet & countertop mfg.....	33711		12/03	115.4	115.4	115.5	1.9	0.1
Wood kitchen cabinet and countertop mfg.....	337110		06/84	194.9	194.9	195.1	2.0	0.1
Primary products.....		337110-P	12/03	114.9	114.8	114.9	1.9	0.1
Wood and plastics laminated wood kitchen cabinet tops.....		337110-B	12/03	97.6	97.6	97.6	0.0	0.0
Wood custom kitchen cabinets, bathroom vanities, and related cabinet sold directly to customer.....		337110-H	03/04	104.4	104.4	104.4	1.6	0.0
Wood stock line kitchen cabinets and related cabinetwork, permanent installation.....		337110-1	06/84	201.5	201.5	201.5	2.2	0.0
Other wood custom kitchen cabinets and cabinetwork, except sold directly to customers.....		337110-4	06/84	201.6	201.4	202.6	2.9	0.6
Bathroom vanities and related cabinetwork, permanent install, except sold directly to customer.....		337110-7	06/84	191.0	191.0	191.1	1.8	0.1
Secondary products and miscellaneous receipts.....		337110-SM						

See footnotes at end of table.

**Table 5. Producer price indexes for the net output of selected industries and their products, not seasonally adjusted — Continued**

Industry and product <sup>1</sup>	Industry code	Product code	Index base	Index			Percent change to Aug. 2011 from:	
				Apr. 2011 <sup>2</sup>	July 2011 <sup>2</sup>	Aug. 2011 <sup>2</sup>	Aug. 2010	July 2011
Wood kitchen cabinet and countertop mfg - Continued								
Miscellaneous receipts.....		337110-M	12/03	130.9	130.9	131.1	0.2	0.2
Household & institutional furniture mfg.....	33712		12/03	120.0	120.6	121.3	2.2	0.6
Upholstered household furniture manufacturing.....	337121		06/82	173.5	174.5	176.0	2.4	0.9
Primary products.....		337121-P	06/82	177.3	178.3	180.0	2.6	1.0
Upholstered wood household furniture, excl. stock line dual-purpose sleep furniture.....		337121-1	06/82	175.4	176.1	177.8	2.4	1.0
Uphols. wood household sofas, davenports, settees, and loveseats, except custom.....		337121-11	06/82	173.4	173.5	175.7	2.0	1.3
Uphols. wood household sectional sofa pieces, incl. pieces seating one person.....		337121-12	12/87	153.5	152.3	154.9	3.1	1.7
Upholstered wood household rockers, incl swivel rockers except custom.....		337121-13	06/82	152.0	153.3	155.8	4.6	1.6
Upholstered wood household reclining chairs, except custom.....		337121-14	06/82	161.4	160.5	162.5	2.7	1.2
Other upholstered wood household furniture, including custom sold at retail.....		337121-15	06/05	117.0	119.6	119.2	2.4	-0.3
Dual-purpose sleep furniture incl. futon, conv. sofa, jackknife & chair beds, except custom.....		337121-4	06/89	180.3	186.2	187.4	5.0	0.6
Secondary products and miscellaneous receipts.....		337121-SM						
Nonupholstered wood household furniture mfg.....	337122		12/79	254.8	255.1	256.1	1.3	0.4
Primary products.....		337122-P	12/79	265.3	265.7	266.6	1.6	0.3
Infants' and children's wood furniture, except custom.....		337122-A	12/04	119.5	119.5	-	-	-
Wood household den, family room, library, and living room furniture, except custom.....		337122-1	12/79	253.7	254.2	256.0	2.4	0.7
Wood dining room and kitchen furniture, excl. cabinets, except custom.....		337122-4	12/79	285.8	285.8	286.3	0.6	0.2
Wood bedroom furniture, except custom.....		337122-8	12/79	260.3	261.1	262.0	0.9	0.3
Secondary products and miscellaneous receipts.....		337122-SM						
Secondary products.....		337122-S	12/79	207.2	207.2	208.5	-1.0	0.6
Metal household furniture manufacturing.....	337124		06/84	166.6	167.3	167.3	3.0	0.0
Primary products.....		337124-P	06/84	166.1	167.0	167.0	3.3	0.0
Metal dining room, and kitchen furniture, incl. padded and plain chairs and stools.....		337124-1	06/84	169.2	169.2	169.2	3.2	0.0
Metal outdoor and casual furniture, incl beach, lawn, garden and porch.....		337124-5	06/84	210.7	210.7	210.7	3.7	0.0
Tubular aluminum benches, chairs, chaise lounges, rockers and settees nonupholstered household.....		337124-51	06/07	126.9	126.9	126.9	7.5	0.0
Other metal outdoor and casual furniture, incl. beach lawn, garden, and porch furniture.....		337124-52	06/07	114.2	114.2	114.2	2.2	0.0
Other nonupholstered metal household furniture.....		337124-8	06/84	128.5	130.7	130.7	2.8	0.0
Household metal army cots, folding cots, other metal beds, and metal bed frames.....		337124-81	06/84	145.1	149.4	149.4	3.0	0.0
Other nonupholstered metal household furniture.....		337124-82	06/84	129.6	129.7	129.7	2.6	0.0
Secondary products and miscellaneous receipts.....		337124-SM						
Miscellaneous receipts.....		337124-M	06/07	102.6	-	102.6	0.0	-
Secondary products.....		337124-S	06/84	195.8	195.8	195.8	4.1	0.0
Household furniture, except wood or metal, mfg.....	337125		12/85	136.3	136.3	136.3	1.8	0.0
Primary products.....		337125-P	12/85	136.8	136.8	136.8	1.8	0.0
Nonupholstered household furniture (except wood and metal).....		337125-0	12/85	136.8	136.8	136.8	1.8	0.0
Secondary products and miscellaneous receipts.....		337125-SM						
Institutional furniture manufacturing.....	337127		12/03	127.4	129.1	129.9	3.8	0.6
Primary products.....		337127-P	12/03	126.5	128.2	128.8	4.6	0.5
Other institutional furniture.....		337127-A	12/03	128.7	130.3	130.7	-	0.3
School furniture (except stone and concrete), excl. library furniture.....		337127-1	12/84	203.3	210.2	213.0	8.3	1.3
School single-pupil units and nonfolding chairs, excl. library, except stone and concrete.....		337127-11	12/03	119.0	118.9	123.4	3.8	3.8
Other school furniture (except stone, concrete & library) designed specifically for school use.....		337127-12	12/03	135.4	142.2	142.5	10.6	0.2
Public building and related furniture, excl. bar, bowling, cafeteria, restaurant and school.....		337127-4	12/84	191.0	192.5	192.4	3.2	-0.1
Secondary products and miscellaneous receipts.....		337127-SM						
Miscellaneous receipts.....		337127-M	12/03	131.6	-	133.9	-0.9	-
Secondary products.....		337127-S	12/03	129.7	133.5	134.3	2.1	0.6
Office furniture (including fixtures) mfg.....	3372		12/03	128.7	129.6	128.8	2.1	-0.6
Office furniture (including fixtures) mfg.....	33721		12/03	128.7	129.6	128.8	2.1	-0.6
Wood office furniture manufacturing.....	337211		06/85	183.1	184.3	185.7	2.5	0.8
Primary products.....		337211-P	06/85	184.2	185.6	187.4	3.0	1.0
Wood office furniture panel systems, desking systems, and other wood office furniture.....		337211-A	06/98	121.5	124.7	124.7	2.7	0.0

See footnotes at end of table.

**Table 5. Producer price indexes for the net output of selected industries and their products, not seasonally adjusted — Continued**

Industry and product <sup>1</sup>	Industry code	Product code	Index base	Index			Percent change to Aug. 2011 from:	
				Apr. 2011 <sup>2</sup>	July 2011 <sup>2</sup>	Aug. 2011 <sup>2</sup>	Aug. 2010	July 2011
Wood office furniture manufacturing - Continued								
Wood office seating, including upholstered.....		337211-1	06/98	133.3	135.0	136.3	3.3	1.0
Wood office desks and desk extensions.....		337211-4	06/85	201.4	199.0	200.8	2.1	0.9
Wood office files, storage units, and tables.....		337211-7	06/98	132.6	132.6	135.4	3.8	2.1
Wood office credenzas.....		337211-71	06/08	104.3	103.6	—	—	—
Wood office bookcases and other storage units, excluding credenzas and files.....		337211-72	06/08	107.2	108.1	108.1	1.9	0.0
Wood office files and tables, including wood equipment support tables.....		337211-73	06/08	107.5	107.6	110.6	4.6	2.8
Secondary products and miscellaneous receipts.....		337211-SM						
Secondary products.....		337211-S	06/85	158.7	158.7	156.6	1.0	-1.3
Custom architectural woodwork and millwork.....	337212		12/03	120.2	120.3	120.2	1.4	-0.1
Primary products.....		337212-P	12/03	120.0	120.0	120.0	1.7	0.0
Custom architectural woodwork, millwork, and fixtures.....		337212-0	12/03	120.0	120.0	120.0	1.7	0.0
Secondary products and miscellaneous receipts.....		337212-SM						
Miscellaneous receipts.....		337212-M	12/03	130.8	130.8	—	—	—
Secondary products.....		337212-S	12/03	112.6	112.6	112.6	-1.2	0.0
Office furniture, except wood, manufacturing.....	337214		12/79	260.7	265.1	260.5	1.3	-1.7
Primary products.....		337214-P	12/79	261.6	266.6	261.2	1.2	-2.0
Nonwood office furniture panel systems, desk systems, and other nonwood office furniture.....		337214-A	12/79	266.3	266.1	266.8	1.9	0.3
Nonwood office seating, including upholstered seating.....		337214-1	12/79	242.4	261.2	245.9	1.2	-5.9
Nonwood office desks and extensions.....		337214-4	12/79	274.3	274.5	—	—	—
Nonwood office files, storage units, and tables.....		337214-7	06/95	149.8	148.1	147.0	0.5	-0.7
Secondary products and miscellaneous receipts.....		337214-SM						
Miscellaneous receipts.....		337214-M	12/04	118.2	—	120.0	4.3	—
Showcases, partitions, shelving, and lockers.....	337215		12/03	133.9	134.1	133.9	3.1	-0.1
Primary products.....		337215-P	12/03	120.1	120.0	119.8	2.6	-0.2
Nonwood shelving and lockers.....		337215-A	12/83	183.4	183.9	183.7	2.8	-0.1
Nonwood commercial shelving.....		337215-A1	06/06	111.5	111.5	111.5	3.8	0.0
Nonwood bookstacks and other nonwood shelving.....		337215-A2	06/06	113.6	114.4	114.1	1.3	-0.3
Nonwood storage racks and accessories.....		337215-E	12/83	172.2	170.1	168.8	1.9	-0.8
Nonwood bank, office, store, and related fixtures.....		337215-G	12/83	194.0	194.0	194.0	6.9	0.0
Hardwood and softwood furniture dimension fully machined or ready for assembly.....		337215-L	12/06	95.3	95.3	—	—	—
Wood bank, office, store, and related fixtures (except custom).....		337215-5	12/83	186.0	186.0	—	—	—
Secondary products and miscellaneous receipts.....		337215-SM						
Miscellaneous receipts.....		337215-M	12/03	382.8	384.9	384.9	4.4	0.0
Secondary products.....		337215-S	12/03	106.9	108.6	108.4	4.7	-0.2
Other furniture related product mfg.....	3379		12/03	121.2	123.3	123.4	2.2	0.1
Mattress mfg.....	33791		12/03	125.6	127.2	127.0	1.3	-0.2
Mattress manufacturing.....	337910		06/83	175.9	178.2	177.9	1.3	-0.2
Primary products.....		337910-P	06/83	175.4	177.7	177.4	1.2	-0.2
Sleep system ensembles and mattresses, excl. conventional waterbeds.....		337910-A	05/96	155.0	159.9	159.9	-4.3	0.0
Mattress and foundation sets.....		337910-E	12/03	109.8	110.5	110.5	-0.4	0.0
Innerspring mattresses, excl. crib-size.....		337910-1	01/04	129.1	131.5	131.2	2.1	-0.2
Other mattresses, incl. crib mattresses and mattress inserts.....		337910-4	06/83	191.2	191.3	190.9	1.9	-0.2
Foundations, excl. innerspring, hybrid-type flotation, ensembles, and adjustable units.....		337910-7	12/03	126.7	128.3	128.2	1.2	-0.1
Secondary products and miscellaneous receipts.....		337910-SM						
Miscellaneous receipts.....		337910-M	12/03	157.8	158.2	157.8	2.0	-0.3
Blind & shade mfg.....	33792		12/03	114.4	117.3	117.9	3.9	0.5
Blind and shade manufacturing.....	337920		06/84	173.7	178.1	179.0	3.9	0.5
Primary products.....		337920-P	06/84	174.4	179.4	179.3	3.8	-0.1
Window shades and window shade accessories and rollers.....		337920-2	06/84	192.1	193.5	194.0	3.2	0.3
Venetian blinds, including components and parts.....		337920-4	06/84	151.0	153.8	153.3	2.0	-0.3
Complete aluminum-slat Venetian blinds, including horizontal and vertical.....		337920-41	12/10	100.9	104.7	103.9	—	-0.8
Other complete Venetian blinds, including horizontal and vertical, and plastic, steel and wood.....		337920-42	12/10	100.3	101.4	101.3	—	-0.1
Other blinds and shades, including curtain and drapery fixtures, poles and rods.....		337920-8	06/84	161.0	170.7	170.6	—	-0.1
Secondary products and miscellaneous receipts.....		337920-SM						
Miscellaneous receipts.....		337920-M	06/84	187.7	188.8	196.9	4.9	4.3
Secondary products.....		337920-S	06/84	144.4	144.0	144.0	—	0.0
Miscellaneous mfg.....	339		12/03	115.5	116.4	116.3	2.6	-0.1

See footnotes at end of table.

**Table 5. Producer price indexes for the net output of selected industries and their products, not seasonally adjusted — Continued**

Industry and product <sup>1</sup>	Industry code	Product code	Index base	Index			Percent change to Aug. 2011 from:	
				Apr. 2011 <sup>2</sup>	July 2011 <sup>2</sup>	Aug. 2011 <sup>2</sup>	Aug. 2010	July 2011
Medical equipment & supplies mfg. ....	3391		12/03	112.4	112.5	111.9	1.1	-0.5
Medical equipment & supplies mfg. ....	33911		12/03	112.4	112.5	111.9	1.1	-0.5
Laboratory apparatus and furniture mfg. ....	339111		12/91	172.2	170.4	170.8	0.6	0.2
Primary products.....		339111-P	12/91	167.2	165.4	165.8	0.6	0.2
Hospital furniture.....		339111-7	07/09	107.3	103.8	103.4	1.9	-0.4
Laboratory apparatus and furniture.....		339111-8	12/91	162.7	162.0	162.9	-0.1	0.6
Laboratory and scientific apparatus.....		339111-82Z	12/85	198.2	197.3	198.4	-0.1	0.6
Surgical and medical instrument manufacturing.....	339112		06/82	139.1	139.3	138.0	-0.7	-0.9
Primary products.....		339112-P	06/82	139.3	138.9	138.3	-0.4	-0.4
Surgical and medical instruments.....		339112-0	06/82	133.5	133.1	132.6	-0.3	-0.4
Medical and surgical catheters.....		339112-05	06/82	126.0	124.3	124.1	-4.8	-0.2
All other surgical and medical instruments and apparatus, incl. parts.....		339112-08	06/05	103.8	103.6	103.2	0.5	-0.4
Secondary products and miscellaneous receipts.....		339112-SM						
Miscellaneous receipts.....		339112-M	01/83	172.6	172.6	172.6	0.9	0.0
Secondary products.....		339112-S	10/82	120.4	129.1	116.7	-7.5	-9.6
Surgical appliance and supplies manufacturing.....	339113		06/83	198.1	198.7	197.5	0.2	-0.6
Primary products.....		339113-P	06/83	202.2	202.8	201.5	0.1	-0.6
Medical and surgical appliances and supplies, incl. orthopedic, prosthetic, and therapeutic.....		339113-2	06/83	199.9	200.5	199.1	0.1	-0.7
Artificial joints and limbs.....		339113-21	06/83	314.8	315.7	315.8	-0.1	0.0
Other orthopedic and prosthetic appliances.....		339113-22	12/03	102.0	101.6	101.6	0.9	0.0
Surgical dressings.....		339113-23	06/83	117.1	117.7	-	-	-
All other surgical and medical items.....		339113-27	12/03	114.4	114.8	113.4	0.0	-1.2
Personal industrial and nonindustrial safety equipment and clothing.....		339113-6	06/83	214.5	214.6	214.1	0.2	-0.2
Secondary products and miscellaneous receipts.....		339113-SM						
Miscellaneous receipts.....		339113-M	07/88	193.9	192.9	192.9	-1.2	0.0
Secondary products.....		339113-S	06/83	161.2	163.1	162.0	3.1	-0.7
Dental equipment and supplies manufacturing.....	339114		06/85	305.7	305.2	305.9	14.4	0.2
Primary products.....		339114-P	06/85	291.2	291.0	291.8	16.7	0.3
Dental professional equipment and supplies.....		339114-1	06/97	152.0	152.4	152.5	11.2	0.1
Professional dental equipment.....		339114-11	06/85	222.3	222.3	223.4	2.8	0.5
Professional dental supplies.....		339114-12	06/85	235.2	236.2	235.7	16.7	-0.2
Dental laboratory equipment and supplies.....		339114-3	06/85	342.1	340.3	342.4	26.1	0.6
Secondary products and miscellaneous receipts.....		339114-SM						
Miscellaneous receipts.....		339114-M	06/85	223.7	222.1	222.1	2.0	0.0
Ophthalmic goods manufacturing.....	339115		12/83	144.5	144.7	144.7	3.4	0.0
Primary products.....		339115-P	12/83	140.9	141.1	141.1	3.1	0.0
Other ophthalmic goods and prescription ground eyeglass lenses.....		339115-B	12/83	134.0	134.4	134.4	1.1	0.0
Ophthalmic glass focal lenses.....		339115-2	12/83	133.7	134.2	135.0	1.6	0.6
Ophthalmic plastic focal lenses.....		339115-6	12/83	110.8	111.1	111.1	1.2	0.0
Contact lenses.....		339115-7	12/83	116.7	116.7	116.7	4.8	0.0
Secondary products and miscellaneous receipts.....		339115-SM						
Miscellaneous receipts.....		339115-M	01/84	203.2	203.2	203.2	5.6	0.0
Other miscellaneous mfg. ....	3399		12/85	159.4	161.6	162.1	4.1	0.3
Jewelry & silverware mfg. ....	33991		12/85	195.3	202.5	207.4	15.7	2.4
Jewelry, except costume, manufacturing.....	339911		12/85	192.2	199.8	204.3	15.8	2.3
Primary products.....		339911-P	12/85	198.4	207.2	211.2	17.9	1.9
Jewelry made of gold and platinum, excluding gold and platinum clad or plated silver.....		339911-1	12/85	210.4	220.7	226.5	19.7	2.6
Rings, complete.....		339911-11	12/85	185.7	190.6	194.8	19.3	2.2
Complete wedding rings made of gold and platinum, excl. gold and platinum clad or plated silver.....		339911-112	12/85	150.2	158.4	161.1	26.9	1.7
Other complete rings made of gold and platinum, excl. gold and platinum clad or plated silver.....		339911-116	12/85	196.4	197.8	202.9	14.4	2.6
Women's and children's jewelry made of gold and platinum, excl. gold and platinum clad.....		339911-14	12/85	237.5	257.7	257.2	20.0	-0.2
Other jewelry made of gold and platinum, excluding gold and platinum clad or plated silver.....		339911-17	12/85	220.9	229.6	234.2	18.0	2.0
Jewelry made of silver (incl. gold and platinum clad or plated silver), excl. silver clad.....		339911-3	12/91	142.9	143.8	144.6	14.5	0.6
Other jewelry, except costume.....		339911-5	12/91	132.5	139.8	138.2	9.8	-1.1
Secondary and miscellaneous.....		339911-SM						
Miscellaneous receipts.....		339911-M	12/85	146.4	147.2	157.6	2.2	7.1
Secondary products.....		339911-S	12/85	187.7	187.4	188.1	2.9	0.4
Silverware and hollowware manufacturing.....	339912		06/85	222.6	225.8	225.7	16.8	0.0
Primary products.....		339912-P	06/85	241.0	245.4	245.4	19.0	0.0

See footnotes at end of table.



**Table 5. Producer price indexes for the net output of selected industries and their products, not seasonally adjusted — Continued**

Industry and product <sup>1</sup>	Industry code	Product code	Index base	Index			Percent change to Aug. 2011 from:	
				Apr. 2011 <sup>2</sup>	July 2011 <sup>2</sup>	Aug. 2011 <sup>2</sup>	Aug. 2010	July 2011
Silverware and hollowware manufacturing - Continued								
Precious metal and pewter hollowware, including baby goods, ecclesiastical ware and novelties.....		339912-2	06/85	277.0	277.6	277.5	23.3	0.0
Precious metal and pewter flatware and cutlery, incl. all knives, forks, spoons & carving sets.....		339912-5	06/85	217.4	223.1	223.1	17.0	0.0
Secondary products and miscellaneous receipts.....		339912-SM						
Jewelers' material and lapidary work mfg.....	339913		06/85	222.5	232.6	244.5	21.5	5.1
Primary products.....		339913-P	06/85	218.4	225.8	238.7	20.2	5.7
Jewelers' findings and materials made of precious metal, excl. plated.....		339913-3	12/91	264.7	274.6	297.1	26.6	8.2
Secondary products and miscellaneous receipts.....		339913-SM						
Secondary products.....		339913-S	06/85	481.9	—	533.1	32.8	—
Costume jewelry and novelty manufacturing.....	339914		06/85	145.0	146.7	147.6	2.6	0.6
Primary products.....		339914-P	12/03	109.6	111.2	111.9	2.8	0.6
Costume jewelry and novelties.....		339914-0	12/03	109.6	111.2	111.9	2.8	0.6
Secondary products and miscellaneous receipts.....		339914-SM						
Sporting & athletic goods mfg.....	33992		12/03	107.4	109.0	108.8	-0.5	-0.2
Sporting and athletic goods manufacturing.....	339920		12/85	131.5	133.4	133.2	-0.4	-0.1
Primary products.....		339920-P	12/85	132.3	132.9	132.6	-1.2	-0.2
Other sporting and athletic goods.....		339920-A	12/85	129.7	131.0	130.3	-4.0	-0.5
Fishing tackle and equipment.....		339920-1	12/85	197.5	197.5	197.5	6.3	0.0
Golf equipment, excluding apparel and shoes.....		339920-2	12/85	93.0	93.0	93.0	-5.2	0.0
Playground equipment.....		339920-5	06/92	219.9	219.9	—	—	—
Gymnasium and exercise equipment.....		339920-7	06/92	114.9	115.2	115.2	1.0	0.0
Secondary products and miscellaneous receipts.....		339920-SM						
Miscellaneous receipts.....		339920-M	12/85	120.6	132.9	132.9	6.3	0.0
Secondary products.....		339920-S	12/85	146.6	146.8	146.6	-6.7	-0.1
Doll, toy & game mfg.....	33993		12/03	117.5	120.4	117.8	6.0	-2.2
Doll and stuffed toy manufacturing.....	339931		12/85	135.7	135.7	135.7	0.4	0.0
Secondary products and miscellaneous receipts.....		339931-SM						
Game, toy, and children's vehicle mfg.....	339932		06/85	142.2	145.9	142.5	6.5	-2.3
Primary products.....		339932-P	06/85	138.2	142.7	138.6	2.5	-2.9
Baby carriages and children's vehicles, excluding bicycles with pneumatic tires.....		339932-2	06/85	113.2	—	113.2	3.9	—
Models (operating & static), craft kits/supply, natural science kits, & collectors' miniatures.....		339932-6Z	06/85	179.2	179.6	179.6	1.9	0.0
Nonelectronic games and puzzles.....		339932-7Z	06/99	110.4	111.1	110.5	0.0	-0.5
Other nonelectronic toys, including parts.....		339932-8	06/85	135.1	—	135.8	3.0	—
Secondary products and miscellaneous receipts.....		339932-SM						
Miscellaneous receipts.....		339932-M	11/85	157.2	—	157.2	31.5	—
Secondary products.....		339932-S	06/85	151.9	152.2	152.2	0.4	0.0
Office supplies (exc paper) mfg.....	33994		12/85	145.3	145.5	146.6	2.3	0.8
Pen and mechanical pencil manufacturing.....	339941		12/85	171.2	167.7	171.2	1.0	2.1
Primary products.....		339941-P	12/85	171.7	167.8	171.7	0.6	2.3
Ballpoint and roller pens.....		339941-1	12/85	155.2	152.1	153.3	0.9	0.8
Markers.....		339941-3	06/93	135.1	130.1	135.8	-1.6	4.4
Other pens, mechanical pencils, and parts for pens, markers, and mechanical pencils.....		339941-5	06/93	163.3	163.3	168.8	4.3	3.4
Secondary products and miscellaneous receipts.....		339941-SM						
Miscellaneous receipts.....		339941-M	12/85	186.2	185.2	185.2	3.8	0.0
Lead pencil and art good manufacturing.....	339942		12/03	111.0	111.2	111.2	0.8	0.0
Primary products.....		339942-P	12/03	106.7	107.0	106.9	0.8	-0.1
Artists' equipment and materials.....		339942-3	12/03	111.7	112.1	111.9	0.0	-0.2
Secondary products and miscellaneous receipts.....		339942-SM						
Miscellaneous receipts.....		339942-M	12/03	108.5	—	108.5	0.0	—
Secondary Products.....		339942-S	12/03	128.1	128.1	—	—	—
Marking device manufacturing.....	339943		12/85	154.8	154.8	154.8	0.8	0.0
Primary products.....		339943-P	12/85	156.3	156.3	156.3	1.4	0.0
Marking devices.....		339943-0	12/85	156.3	156.3	156.3	1.4	0.0
Plastics and rubber dies, hand stamps, typeholders, and permanently inked stamps.....		339943-01	12/85	155.9	155.9	155.9	1.7	0.0
Mechanical hand stamps, self-inkers, incl daters, time stamps & metal & rubber wheel-band good.....		339943-02	12/85	179.0	179.0	179.0	2.9	0.0
Other hand stamps and other marking devices.....		339943-03	12/05	112.7	112.7	112.7	0.4	0.0
Secondary products and miscellaneous receipts.....		339943-SM						
Miscellaneous receipts.....		339943-M	12/85	145.3	145.3	145.3	-4.4	0.0
Secondary products.....		339943-S	12/85	144.3	—	—	—	—
Carbon paper and inked ribbon manufacturing.....	339944		12/85	110.0	114.9	116.8	11.5	1.7

See footnotes at end of table.

**Table 5. Producer price indexes for the net output of selected industries and their products, not seasonally adjusted — Continued**

Industry and product <sup>1</sup>	Industry code	Product code	Index base	Index			Percent change to Aug. 2011 from:	
				Apr. 2011 <sup>2</sup>	July 2011 <sup>2</sup>	Aug. 2011 <sup>2</sup>	Aug. 2010	July 2011
Carbon paper and inked ribbon manufacturing - Continued								
Primary products.....		339944-P	12/85	109.8	115.3	117.4	12.2	1.8
Inked ribbons.....		339944-1	12/85	94.0	99.5	100.8	13.3	1.3
Secondary products and miscellaneous receipts.....		339944-SM						
Miscellaneous receipts.....		339944-M	12/02	97.6	97.6	98.2	-0.7	0.6
Secondary products.....		339944-S1	06/10	107.5	108.8	108.8	8.8	0.0
Sign mfg.....	33995		12/03	112.6	112.9	112.8	0.4	-0.1
Sign manufacturing.....	339950		12/85	163.8	164.2	164.0	0.5	-0.1
Primary products.....		339950-P	12/85	158.4	158.4	158.2	0.1	-0.1
Electric signs.....		339950-1	12/85	153.8	153.0	152.6	-1.0	-0.3
Luminous tubing electric signs, including argon, hydrogen, and neon electric signs.....		339950-11	12/85	121.4	121.4	120.2	-1.9	-1.0
Fluorescent lamp electric signs.....		339950-12	12/85	192.7	192.7	192.7	0.0	0.0
Incandescent bulb electric signs.....		339950-13	06/99	106.1	104.8	104.9	-1.2	0.1
Nonelectric signs and displays, including counter, floor, and point-of-purchase displays.....		339950-2	12/85	173.1	173.3	173.2	0.7	-0.1
Advertising specialties.....		339950-5	12/85	136.6	137.5	137.5	0.7	0.0
Secondary products and miscellaneous receipts.....		339950-SM						
Miscellaneous receipts.....		339950-M	12/85	204.2	204.2	204.2	1.2	0.0
Secondary products.....		339950-S	12/85	208.9	221.3	222.0	8.2	0.3
All other misc mfg.....	33999		12/03	118.8	119.7	119.8	2.6	0.1
Gasket, packing, & sealing device mfg.....	339991		12/85	169.4	172.5	173.1	4.7	0.3
Primary products.....		339991-P	12/85	174.2	177.1	177.9	4.4	0.5
Compression packings.....		339991-1	12/85	196.2	201.4	201.4	5.4	0.0
Nonmetallic gaskets and gasketing.....		339991-3	12/85	187.7	194.0	194.9	6.7	0.5
Elastomeric gaskets and gasketing.....		339991-31	12/85	176.0	186.8	185.1	7.8	-0.9
Other nonmetallic gaskets & gasketing, incl graphite, paper, felt, plant fiber, and cork types.....		339991-39	12/85	155.3	158.3	160.2	6.0	1.2
Molded packing and seals.....		339991-6	06/07	107.3	108.0	109.5	4.7	1.4
Molded O-rings (including spliced; excluding metal).....		339991-61	12/85	134.9	139.2	138.8	3.0	-0.3
Other molded packing and seals (including leather and plastic seals).....		339991-62	12/85	172.7	171.7	175.5	5.5	2.2
Metallic gaskets and machined seals.....		339991-7	12/85	240.6	242.6	241.0	2.6	-0.7
Axial mechanical face seals, including parts.....		339991-8	12/85	192.6	-	195.3	6.5	-
Rotary oil seals.....		339991-9	12/90	120.7	121.2	122.2	0.2	0.8
Secondary products and miscellaneous receipts.....		339991-SM						
Miscellaneous receipts.....		339991-M	06/97	117.2	126.0	121.6	10.3	-3.5
Secondary products.....		339991-S	12/85	119.5	119.8	121.6	3.8	1.5
Musical instrument manufacturing.....	339992		06/85	201.4	202.5	202.6	2.2	0.0
Primary products.....		339992-P	06/85	200.3	201.6	201.7	2.2	0.0
Nonelectronic pianos, organs, and nonelectronic pianos and organ parts, excluding benches.....		339992-A	12/09	-	107.6	107.6	3.7	0.0
Other musical instruments and parts.....		339992-7	06/85	194.8	195.4	195.6	1.8	0.1
Other electronic musical instruments, excluding electronic organs.....		339992-71	12/09	102.2	102.2	102.2	1.5	0.0
Other nonelectronic musical instruments.....		339992-72	06/99	115.6	116.5	116.6	2.7	0.1
Other musical instrument parts & accessories, sold separately, excl. benches & instrument cases.....		339992-73	06/85	155.7	155.0	155.2	0.0	0.1
Secondary products and miscellaneous receipts.....		339992-SM						
Miscellaneous receipts.....		339992-M	06/85	238.1	238.1	238.2	1.2	0.0
Secondary products.....		339992-S	06/85	196.5	196.5	196.5	0.0	0.0
Fastener, button, needle, and pin mfg.....	339993		12/85	184.2	186.8	187.4	11.2	0.3
Primary products.....		339993-P	12/85	188.9	191.8	192.5	12.1	0.4
Buckles, fasteners, needles and pins excl. precious metals and precious and semiprecious stones.....		339993-5	12/85	157.9	162.9	164.6	7.1	1.0
Secondary products and miscellaneous receipts.....		339993-SM						
Secondary products.....		339993-S	12/85	146.1	146.1	146.1	-1.2	0.0
Broom, brush, and mop manufacturing.....	339994		12/85	169.6	169.0	169.2	0.8	0.1
Primary products.....		339994-P	12/85	174.2	173.4	173.7	0.8	0.2
Brooms, mops and dusters.....		339994-1	12/85	187.5	187.6	187.6	0.9	0.0
Brooms.....		339994-11	06/07	108.3	108.4	108.4	0.5	0.0
Mops and dusters, including refills.....		339994-13	06/07	108.1	108.1	108.1	1.2	0.0
Paint and varnish brushes, paint holders, pads, roller frames and rollers.....		339994-3	12/85	155.8	155.6	155.6	-0.1	0.0
Other brushes.....		339994-5	12/85	179.3	177.5	178.1	1.3	0.3
Secondary product and miscellaneous receipts.....		339994-SM						
Miscellaneous receipts.....		339994-M	12/92	133.9	134.5	134.5	1.5	0.0
Secondary products.....		339994-S	12/85	156.1	156.5	157.0	0.8	0.3
Burial casket manufacturing.....	339995		12/84	281.9	281.9	281.9	3.4	0.0

See footnotes at end of table.

**Table 5. Producer price indexes for the net output of selected industries and their products, not seasonally adjusted — Continued**

Industry and product <sup>1</sup>	Industry code	Product code	Index base	Index			Percent change to Aug. 2011 from:	
				Apr. 2011 <sup>2</sup>	July 2011 <sup>2</sup>	Aug. 2011 <sup>2</sup>	Aug. 2010	July 2011
<b>Burial casket manufacturing - Continued</b>								
Primary products.....		339995-P	12/84	281.7	281.8	281.8	3.5	0.0
Metal burial caskets and coffins, completely lined and trimmed, adult sizes only.....		339995-1	12/84	287.2	287.2	287.2	3.6	0.0
Steel burial caskets & coffins, completely lined & trimmed, adult sizes, exclu. stainless steel.....		339995-113	12/84	287.6	287.6	287.6	3.6	0.0
Other metal burial caskets and coffins, lined and trimmed, adult sizes, inclu stainless steel.....		339995-115	12/84	290.8	290.8	290.8	3.8	0.0
Wood burial caskets and coffins, completely lined and trimmed, adult sizes only.....		339995-2	12/84	306.3	306.3	306.3	3.5	0.0
Other burial caskets and coffins, including burial boxes and vaults (except concrete and stone).....		339995-5	12/84	232.5	233.8	233.7	2.1	0.0
Secondary products and miscellaneous receipts.....		339995-SM						
All other miscellaneous manufacturing.....	339999		12/85	151.1	152.1	152.1	1.5	0.0
Primary products.....		339999-P	12/85	159.0	160.1	160.1	1.7	0.0
Mirror and picture frames and framed pictures.....		339999-E	06/84	200.8	201.5	201.5	0.6	0.0
All other miscellaneous fabricated products, incl. fire extinguishers and umbrellas.....		339999-L	12/85	154.9	156.5	156.4	1.6	-0.1
Candles, including tapers.....		339999-5	12/85	177.9	178.1	178.8	5.3	0.4
Secondary products and miscellaneous receipts.....		339999-SM						
Miscellaneous receipts.....		339999-M	12/85	92.0	92.0	92.0	0.0	0.0
Secondary products.....		339999-S	12/85	125.5	125.5	125.6	0.0	0.1
<b>Services industries</b>								
Merchant wholesalers, durable goods.....	423		06/04	120.9	123.1	125.9	7.7	2.3
Merchant wholesalers, durable goods.....	423000		06/04	120.9	123.1	125.9	7.7	2.3
Primary services.....		423000-P	06/04	120.7	122.8	125.7	7.8	2.4
Wholesale distribution of motor vehicles and motor vehicle supplies.....		423000-A	02/09	105.9	107.1	107.4	7.7	0.3
Wholesale distribution of furniture and home furnishings.....		423000-2	02/09	84.6	88.1	88.7	-6.1	0.7
Wholesale distribution of lumber and other construction materials.....		423000-3	02/09	106.3	107.1	106.9	2.8	-0.2
Wholesale distribution of professional and commercial equipment and supplies.....		423000-4	02/09	91.1	97.1	96.9	10.1	-0.2
Wholesale distribution of medical, dental, and hospital equipment and supplies.....		423000-45	02/09	103.5	100.6	101.0	4.6	0.4
Wholesale distribution of other professional and commercial equipment.....		423000-48	02/09	87.5	96.0	95.7	11.9	-0.3
Wholesale distribution of metals and minerals (except petroleum).....		423000-5	02/09	108.9	102.4	100.9	-0.6	-1.5
Wholesale distribution of electrical and electronic goods.....		423000-6	02/09	108.8	110.3	122.7	24.4	11.2
Wholesale distribution of hardware, and plumbing and heating equipment and supplies.....		423000-7	02/09	94.3	94.8	99.9	7.5	5.4
Wholesale distribution of machinery, equipment, and supplies.....		423000-8	02/09	104.0	105.1	106.0	1.2	0.9
Other receipts.....		423000-SM	06/04	126.2	128.6	131.2	5.7	2.0
Merchant wholesalers, nondurable goods.....	424		06/05	143.6	143.7	145.9	3.1	1.5
Merchant wholesalers, nondurable goods.....	424000		12/04	148.6	148.7	151.0	3.1	1.5
Primary services.....		424000-P	12/04	148.8	148.9	151.2	3.1	1.5
Wholesale distribution of drugs and druggists' sundries.....		424000-2	02/09	134.1	134.3	133.2	-0.1	-0.8
Wholesale distribution of apparel, piece goods, and notions.....		424000-3	02/09	72.7	89.1	89.1	-11.6	0.0
Wholesale distribution of grocery and related products.....		424000-4	02/09	113.6	102.6	104.1	2.7	1.5
Wholesale distribution of farm product raw materials.....		424000-5	02/09	109.8	113.6	113.6	8.2	0.0
Wholesale distribution of chemicals and allied products.....		424000-6	02/09	90.7	92.0	89.1	0.6	-3.2
Wholesale distribution of beer, wine, and distilled alcoholic beverages.....		424000-8	02/09	103.6	99.9	108.9	9.2	9.0
Wholesale distribution of miscellaneous nondurable goods.....		424000-9	02/09	107.2	109.3	118.0	7.7	8.0
Other receipts.....		424000-SM	12/04	89.8	96.2	94.1	-2.0	-2.2
Wholesale trade agents and brokers.....	425		06/05	124.4	124.4	124.7	8.6	0.2
Wholesale trade agents and brokers.....	4251		06/05	124.4	124.4	124.7	8.6	0.2
Wholesale trade agents and brokers.....	42512		06/05	124.4	124.4	124.7	8.6	0.2
Wholesale trade agents and brokers.....	425120		06/04	125.0	125.0	125.3	8.6	0.2
Primary services.....		425120-P	06/04	124.7	124.7	125.0	8.8	0.2
Wholesale trade brokerage fees and commissions.....		425120-1	06/04	124.7	124.7	125.0	8.8	0.2
Material recyclers.....	429930		12/86	445.7	447.6	444.0	23.0	-0.8
Primary products.....		429930-P	12/86	450.2	452.2	448.5	23.9	-0.8
Ferrous metal scrap.....		429930-1	12/86	588.9	587.8	585.7	24.9	-0.4
Carbon steel scrap.....		429930-11	12/86	583.4	588.0	586.7	27.5	-0.2
Heavy melting scrap.....		429930-111	12/86	574.5	579.2	600.9	30.4	3.7

See footnotes at end of table.

**Table 5. Producer price indexes for the net output of selected industries and their products, not seasonally adjusted — Continued**

Industry and product <sup>1</sup>	Industry code	Product code	Index base	Index			Percent change to Aug. 2011 from:	
				Apr. 2011 <sup>2</sup>	July 2011 <sup>2</sup>	Aug. 2011 <sup>2</sup>	Aug. 2010	July 2011
Material recyclers - Continued								
Carbon steel scrap bundles.....		429930-112	12/86	597.3	619.4	597.4	23.8	-3.6
Shredded carbon steel scrap.....		429930-113	12/86	391.3	398.7	394.6	31.5	-1.0
Cut plate and structural scrap.....		429930-114	12/86	587.9	594.1	580.8	27.2	-2.2
Other carbon steel scrap.....		429930-115	12/86	738.4	723.8	719.8	23.8	-0.6
Stainless and alloy steel scrap.....		429930-12	12/86	1,066.9	937.1	918.5	-6.4	-2.0
Cast iron scrap.....		429930-13	12/86	294.0	302.8	307.3	13.6	1.5
Other ferrous scrap.....		429930-14	06/06	168.4	155.2	151.7	20.2	-2.3
Nonferrous metal scrap.....		429930-2	12/86	484.0	483.0	467.5	19.7	-3.2
Copper base scrap.....		429930-21	12/86	697.7	710.9	665.9	17.3	-6.3
No 1 copper wire, heavy.....		429930-211	12/86	568.3	579.3	511.3	15.9	-11.7
No 2 copper wire, mixed.....		429930-212	12/86	844.3	857.4	800.1	21.3	-6.7
Yellow brass scrap.....		429930-213	12/86	732.8	727.1	690.3	8.0	-5.1
Other copper and brass scrap, including red brass.....		429930-214	12/86	732.6	764.0	763.1	27.4	-0.1
Aluminum base scrap.....		429930-22	12/86	241.8	231.7	232.3	16.3	0.3
Solids and clippings, new aluminum base scrap.....		429930-221	12/86	218.2	210.3	213.6	13.9	1.6
Borings, turnings, and other new aluminum base scrap.....		429930-222	06/96	149.6	137.2	133.4	14.3	-2.8
Used beverage can scrap.....		429930-223	12/86	271.6	264.2	266.0	24.9	0.7
Other old aluminum base scrap.....		429930-224	12/86	213.5	204.6	204.2	13.8	-0.2
Other nonferrous scrap (including lead, zinc and precious metals).....		429930-23	12/86	1,736.6	1,748.8	1,693.6	22.9	-3.2
Wastepaper.....		429930-3	12/86	259.9	272.7	282.9	37.3	3.7
News wastepaper.....		429930-31	12/86	182.1	173.5	178.9	42.1	3.1
Mixed wastepaper.....		429930-32	12/86	768.4	783.8	—	—	—
Corrugated wastepaper.....		429930-33	12/86	181.5	193.9	211.1	50.9	8.9
High grades wastepaper (pulp substitutes and deinking).....		429930-34	12/86	265.5	283.8	283.8	19.6	0.0
Wastepaper exports (all grades).....		429930-35	12/86	456.9	475.3	482.6	—	1.5
Recyclable materials, excluding metals and paper.....		429930-4	12/86	157.8	156.9	158.4	10.9	1.0
Recyclable plastics.....		429930-42	06/96	136.2	137.2	140.2	41.3	2.2
Recyclable glass.....		429930-43	06/96	188.3	188.3	188.3	—	0.0
Other recyclable materials.....		429930-44	06/06	159.4	154.6	156.1	-1.3	1.0
Other receipts.....		429930-SM						
Miscellaneous receipts.....		429930-M	12/86	224.0	224.0	223.1	-2.2	-0.4
Motor vehicle and parts dealers.....	441		12/03	128.2	127.7	128.7	2.9	0.8
Automobile dealers.....	4411		12/03	124.1	124.2	125.5	2.9	1.0
New car dealers.....	44111		12/99	137.0	137.1	138.5	2.8	1.0
New car dealers.....	441110		12/99	137.0	137.1	138.5	2.8	1.0
Primary services.....		441110-P	12/99	137.6	137.6	139.0	2.6	1.0
Vehicle sales.....		441110-1	12/99	97.6	97.5	100.4	5.7	3.0
New vehicle sales.....		441110-101	12/99	88.9	89.1	93.7	5.3	5.2
Used vehicle sales.....		441110-102	12/99	111.6	110.7	110.1	6.4	-0.5
Service labor and parts.....		441110-2	12/99	164.2	164.4	164.7	1.4	0.2
Other receipts.....		441110-SM	12/99	138.2	140.4	142.1	10.6	1.2
Recreational vehicle dealers.....	44121		06/01	125.9	118.5	120.5	0.0	1.7
Recreational vehicle dealers.....	441210		06/01	125.9	118.5	120.5	0.0	1.7
Primary services.....		441210-P	06/01	126.0	118.5	120.6	0.0	1.8
Recreational vehicle dealer services.....		441210-1	06/01	126.0	118.5	120.6	0.0	1.8
Boat dealers.....	441222		06/01	131.8	134.1	130.9	-2.7	-2.4
Primary services.....		441222-P	06/01	132.4	134.7	131.4	-2.7	-2.4
Boat dealer services.....		441222-1	06/01	132.4	134.7	131.4	-2.7	-2.4
Automotive parts, accessories and tire stores.....	4413		12/01	159.2	156.0	156.4	4.6	0.3
Automotive parts and accessories stores.....	44131		12/03	163.5	157.3	158.4	6.2	0.7
Automotive parts and accessories stores.....	441310		12/03	163.5	157.3	158.4	6.2	0.7
Primary services.....		441310-P	12/03	163.5	157.3	158.4	6.2	0.7
Automotive parts and accessories store services.....		441310-1	12/03	163.5	157.3	158.4	6.2	0.7
Tire dealers.....	44132		12/03	132.3	134.9	134.0	1.4	-0.7
Tire dealers.....	441320		12/03	132.3	134.9	134.0	1.4	-0.7
Primary services.....		441320-P	12/03	132.3	135.0	134.0	1.4	-0.7
Tire dealer services.....		441320-1	12/03	132.3	135.0	134.0	1.4	-0.7
Furniture and home furnishings stores.....	442		12/03	121.9	125.8	126.9	4.9	0.9
Furniture stores.....	4421		12/03	117.7	118.2	120.5	2.6	1.9
Furniture stores.....	44211		12/03	117.7	118.2	120.5	2.6	1.9
Furniture stores.....	442110		06/03	119.3	119.8	122.1	2.6	1.9

See footnotes at end of table.

**Table 5. Producer price indexes for the net output of selected industries and their products, not seasonally adjusted — Continued**

Industry and product <sup>1</sup>	Industry code	Product code	Index base	Index			Percent change to Aug. 2011 from:	
				Apr. 2011 <sup>2</sup>	July 2011 <sup>2</sup>	Aug. 2011 <sup>2</sup>	Aug. 2010	July 2011
Furniture stores - Continued								
Primary services.....		442110-P	06/03	119.3	119.8	122.1	2.6	1.9
Furniture store services.....		442110-1	06/03	119.3	119.8	122.1	2.6	1.9
Floor covering stores.....	44221		12/03	128.7	136.2	135.9	7.1	-0.2
Floor covering stores.....	442210		06/03	130.6	138.2	137.9	7.1	-0.2
Primary services.....		442210-P	06/03	130.6	138.2	137.9	7.1	-0.2
Floor covering store services.....		442210-1	06/03	130.6	138.2	137.9	7.1	-0.2
Electronics and appliance stores.....	443		12/03	92.3	86.8	87.4	-16.1	0.7
Appliance, TV and other electronics stores.....	44311		12/03	93.9	87.3	88.2	-19.0	1.0
Household appliance stores.....	443111		06/03	77.7	76.1	79.1	10.0	3.9
Primary services.....		443111-P	06/03	77.7	76.1	79.1	10.0	3.9
Household appliance store services.....		443111-1	06/03	77.7	76.1	79.1	10.0	3.9
Radio, TV, and other electronics stores.....	443112		06/03	91.0	83.5	83.6	-24.8	0.1
Primary services.....		443112-P	06/03	91.1	83.5	83.6	-24.8	0.1
Radio, television, and other electronics store services.....		443112-1	06/03	91.1	83.5	83.6	-24.8	0.1
Computer and software stores.....	44312		12/03	58.6	57.3	56.6	-6.3	-1.2
Computer and software stores.....	443120		06/03	57.8	56.6	55.9	-6.2	-1.2
Primary services.....		443120-P	06/03	57.1	55.8	55.1	-6.3	-1.3
Computer and software store services.....		443120-1	06/03	57.1	55.8	55.1	-6.3	-1.3
Camera and photographic supplies stores.....	44313		12/03	102.8	102.7	103.8	6.6	1.1
Camera and photographic supplies stores.....	443130		06/00	108.3	108.2	109.4	6.6	1.1
Primary services.....		443130-P	06/00	113.3	113.2	114.4	6.7	1.1
Camera and photographic supplies store services.....		443130-1	06/00	113.3	113.2	114.4	6.7	1.1
Other receipts.....		443130-SM	06/00	72.7	72.7	74.7	2.8	2.8
Bldg material and garden equip and supp dealers.....	444		12/03	123.0	122.2	122.1	2.3	-0.1
Building material and supplies dealers.....	4441		12/03	125.5	124.7	124.3	2.5	-0.3
Home centers.....	44411		12/03	117.7	112.8	112.3	-3.1	-0.4
Home centers.....	444110		12/03	117.7	112.8	112.3	-3.1	-0.4
Primary services.....		444110-P	12/03	117.7	112.8	112.3	-3.1	-0.4
Home center services.....		444110-1	12/03	117.7	112.8	112.3	-3.1	-0.4
Paint and wallpaper stores.....	44412		12/03	139.3	139.4	136.2	9.0	-2.3
Paint and wallpaper stores.....	444120		06/03	142.4	142.6	139.3	9.1	-2.3
Primary services.....		444120-P	06/03	142.4	142.6	139.3	9.1	-2.3
Paint and wallpaper store services.....		444120-1	06/03	142.4	142.6	139.3	9.1	-2.3
Hardware stores.....	44413		12/03	122.0	122.7	123.6	-5.6	0.7
Hardware stores.....	444130		06/03	122.5	123.2	124.1	-5.6	0.7
Primary services.....		444130-P	06/03	122.5	123.2	124.1	-5.6	0.7
Hardware store services.....		444130-1	06/03	122.5	123.2	124.1	-5.6	0.7
Other building material dealers.....	44419		12/03	135.7	138.4	138.0	8.7	-0.3
Other building material dealers.....	444190		12/03	135.7	138.4	138.0	8.7	-0.3
Primary services.....		444190-P	12/03	135.7	138.4	138.0	8.7	-0.3
Other building material dealer services.....		444190-1	12/03	135.7	138.4	138.0	8.7	-0.3
Lawn and garden equip and supplies stores.....	4442		12/03	108.0	107.6	110.0	1.5	2.2
Nursery, garden and farm supply stores.....	44422		12/03	108.0	107.6	110.0	1.5	2.2
Nursery, garden, and farm supply stores.....	444220		12/02	115.6	115.2	118.2	2.6	2.6
Primary services.....		444220-P	12/02	114.6	114.1	116.7	1.5	2.3
Nursery, garden center, and farm supply store services.....		444220-1	12/02	114.6	114.1	116.7	1.5	2.3
Food and beverage stores.....	445		12/99	153.7	155.2	160.6	10.2	3.5
Grocery stores.....	4451		12/03	128.9	130.4	135.7	11.5	4.1
Grocery (except convenience) stores.....	44511		12/03	128.9	130.4	135.7	11.5	4.1
Supermarkets and other grocery stores.....	445110		12/99	153.8	155.6	161.9	11.5	4.0
Primary services.....		445110-P	12/99	153.9	155.7	162.0	11.5	4.0
Supermarket and other grocery store services.....		445110-3	12/99	152.4	154.2	160.5	11.5	4.1
Meat department.....		445110-301	12/99	164.9	166.6	171.0	43.0	2.6
Produce department.....		445110-302	12/99	178.5	182.8	198.3	3.8	8.5
Bakery department.....		445110-303	12/99	169.9	176.1	182.5	9.2	3.6
Dairy department.....		445110-304	12/99	111.2	120.3	126.1	7.5	4.8
Deli department.....		445110-305	12/99	127.5	127.2	125.8	2.9	-1.1
Frozen foods department.....		445110-306	12/99	108.2	108.4	102.7	18.2	-5.3
Edible grocery department.....		445110-307	12/99	143.7	147.6	154.1	12.0	4.4

See footnotes at end of table.

**Table 5. Producer price indexes for the net output of selected industries and their products, not seasonally adjusted — Continued**

Industry and product <sup>1</sup>	Industry code	Product code	Index base	Index			Percent change to Aug. 2011 from:	
				Apr. 2011 <sup>2</sup>	July 2011 <sup>2</sup>	Aug. 2011 <sup>2</sup>	Aug. 2010	July 2011
Supermarkets and other grocery stores - Continued								
Nonedible grocery department.....		445110-308	12/99	164.6	157.8	167.7	3.5	6.3
Health and beauty care department.....		445110-309	12/99	154.6	154.5	164.4	11.2	6.4
General merchandise department.....		445110-311	12/99	211.7	198.1	198.2	6.2	0.1
Other departments.....		445110-312	12/99	176.0	162.8	177.8	0.5	9.2
Specialty food stores.....	4452		12/03	142.6	138.8	140.0	-0.6	0.9
Specialty food stores.....	445200		12/03	142.6	138.8	140.0	-0.6	0.9
Primary services.....		445200-P	12/03	142.6	138.7	139.9	-0.6	0.9
Specialty food store services.....		445200-1	12/03	142.6	138.7	139.9	-0.6	0.9
Beer, wine, and liquor stores.....	4453		06/00	132.4	135.2	131.4	4.0	-2.8
Beer, wine, and liquor stores.....	44531		06/00	132.4	135.2	131.4	4.0	-2.8
Beer, wine, and liquor stores.....	445310		06/00	132.4	135.2	131.4	4.0	-2.8
Primary services.....		445310-P	06/00	132.4	135.2	131.5	4.0	-2.7
Beer, wine, and liquor store services.....		445310-1	06/00	132.4	135.2	131.5	4.0	-2.7
Health and personal care stores.....	446		12/03	131.0	132.0	130.4	1.2	-1.2
Health and personal care stores.....	4461		12/03	131.2	132.2	130.3	1.1	-1.4
Pharmacies and drug stores.....	44611		06/00	157.9	160.2	160.4	2.2	0.1
Pharmacies and drug stores.....	446110		06/00	157.9	160.2	160.4	2.2	0.1
Primary services.....		446110-P	06/00	157.9	160.2	160.4	2.2	0.1
Sales of prescription drugs.....		446110-1	06/00	193.6	197.9	198.1	-4.8	0.1
Sales of over-the-counter drugs and all other goods.....		446110-4	06/00	133.4	133.2	133.5	19.4	0.2
Sales of over-the-counter drugs.....		446110-41	06/00	113.6	107.7	109.6	4.3	1.8
Sales of all other goods.....		446110-42	06/00	142.1	142.8	142.9	21.8	0.1
Optical goods stores.....	44613		12/03	111.7	111.7	111.4	4.9	-0.3
Optical goods stores.....	446130		06/00	114.6	114.6	114.3	5.0	-0.3
Primary services.....		446130-P	06/00	114.6	114.6	114.4	5.0	-0.2
Optical goods store services.....		446130-1	06/00	114.6	114.6	114.4	5.0	-0.2
Food (health) supplement stores.....	446191		12/99	173.1	166.8	144.9	-10.1	-13.1
Primary services.....		446191-P	12/99	173.1	166.8	144.9	-10.1	-13.1
Food (health) supplement store services.....		446191-1	12/99	173.1	166.8	144.9	-10.1	-13.1
Gasoline stations.....	447		06/01	70.5	74.4	82.8	12.3	11.3
Gasoline stations.....	4471		06/01	70.5	74.4	82.8	12.3	11.3
Gasoline stations with convenience stores.....	44711		12/03	135.1	141.1	163.9	14.1	16.2
Gasoline stations with convenience stores.....	447110		12/03	135.1	141.1	163.9	14.1	16.2
Primary services.....		447110-P	12/03	135.1	141.1	164.2	14.2	16.4
Gasoline stations with convenience store services.....		447110-1	12/03	135.1	141.1	164.2	14.2	16.4
Other receipts.....		447110-SM	12/03	-	128.8	128.8	-	0.0
Other gasoline stations.....	44719		12/03	152.2	165.7	163.8	7.6	-1.1
Other gasoline stations.....	447190		12/03	152.0	165.4	163.5	7.5	-1.1
Primary services.....		447190-P	06/01	58.8	64.0	63.3	7.5	-1.1
Other gasoline station services.....		447190-1	06/01	58.8	64.0	63.3	7.5	-1.1
Clothing and clothing accessories stores.....	448		12/03	122.6	118.1	122.7	2.1	3.9
Clothing stores.....	4481		12/03	120.6	111.8	118.8	0.6	6.3
Men's clothing stores.....	44811		12/03	80.8	83.9	78.8	-2.0	-6.1
Men's clothing stores.....	448110		06/02	83.7	86.9	81.6	-2.0	-6.1
Primary services.....		448110-P	06/02	83.7	86.9	81.6	-2.0	-6.1
Men's clothing store services.....		448110-1	06/02	83.7	86.9	81.6	-2.0	-6.1
Women's clothing stores.....	44812		12/03	135.9	124.3	128.6	5.1	3.5
Women's clothing stores.....	448120		06/03	138.8	127.0	131.4	5.1	3.5
Primary services.....		448120-P	06/03	138.8	127.0	131.4	5.1	3.5
Women's clothing store services.....		448120-1	06/03	138.8	127.0	131.4	5.1	3.5
Family clothing stores.....	44814		12/03	118.9	109.8	120.2	-1.7	9.5
Family clothing stores.....	448140		06/03	126.0	116.5	127.4	-1.8	9.4
Primary services.....		448140-P	06/03	126.0	116.5	127.4	-1.8	9.4
Family clothing store services.....		448140-1	06/03	126.0	116.5	127.4	-1.8	9.4
Shoe stores.....	4482		12/03	116.7	119.3	115.6	3.3	-3.1
Shoe stores.....	44821		12/03	116.7	119.3	115.6	3.3	-3.1
Shoe stores.....	448210		06/02	119.0	121.7	117.9	3.2	-3.1
Primary services.....		448210-P	06/02	119.0	121.7	117.9	3.2	-3.1

See footnotes at end of table.

**Table 5. Producer price indexes for the net output of selected industries and their products, not seasonally adjusted — Continued**

Industry and product <sup>1</sup>	Industry code	Product code	Index base	Index			Percent change to Aug. 2011 from:	
				Apr. 2011 <sup>2</sup>	July 2011 <sup>2</sup>	Aug. 2011 <sup>2</sup>	Aug. 2010	July 2011
Shoe stores - Continued								
Shoe store services.....		448210-1	06/02	119.0	121.7	117.9	3.2	-3.1
Jewelry, luggage and leather goods stores.....	4483		12/03	134.3	141.9	143.1	7.1	0.8
Jewelry stores.....	44831		12/03	135.3	143.4	144.6	7.5	0.8
Jewelry stores.....	448310		06/00	147.0	155.8	157.1	7.5	0.8
Primary services.....		448310-P	06/00	147.1	156.0	157.3	7.5	0.8
Jewelry store services.....		448310-1	06/00	147.1	156.0	157.3	7.5	0.8
Luggage and leather goods stores.....	44832		12/03	121.1	121.4	122.3	1.3	0.7
Luggage and leather goods stores.....	448320		06/00	117.6	117.9	118.7	1.3	0.7
Primary services.....		448320-P	06/00	117.6	117.9	118.7	1.3	0.7
Luggage and leather goods store services.....		448320-1	06/00	117.6	117.9	118.7	1.3	0.7
Sporting goods, hobby, book and music stores.....	451		12/03	113.1	114.2	113.2	2.1	-0.9
Sporting goods/hobby/musical instrument stores.....	4511		12/03	121.7	121.4	120.1	-0.3	-1.1
Sporting goods stores.....	45111		12/03	132.7	133.7	133.7	1.8	0.0
Sporting goods stores.....	451110		06/00	138.4	139.5	139.5	1.8	0.0
Primary services.....		451110-P	06/00	138.7	139.8	139.7	1.8	-0.1
Sporting goods store services.....		451110-1	06/00	138.7	139.8	139.7	1.8	-0.1
Hobby, toy and game stores.....	45112		12/03	111.0	108.7	105.7	-4.0	-2.8
Hobby, toy, and game stores.....	451120		06/00	112.4	110.1	107.1	-3.9	-2.7
Primary services.....		451120-P	06/00	112.4	110.1	107.1	-3.9	-2.7
Hobby, toy, and game store services.....		451120-1	06/00	112.4	110.1	107.1	-3.9	-2.7
Sewing, needlework and piece goods stores.....	45113		12/03	112.7	113.5	112.1	0.7	-1.2
Sewing, needlework, and piece goods stores.....	451130		06/00	102.8	103.6	102.3	0.7	-1.3
Primary services.....		451130-P	06/00	102.8	103.6	102.3	0.8	-1.3
Sewing, needlework, and piece goods store services.....		451130-1	06/00	102.8	103.6	102.3	0.8	-1.3
Book, periodical and music stores.....	4512		12/03	96.0	100.4	99.9	8.9	-0.5
Book stores and news dealers.....	45121		12/03	104.1	106.6	106.6	3.8	0.0
Book stores.....	451211		06/00	129.4	132.6	132.6	3.8	0.0
Primary services.....		451211-P	06/00	129.6	132.7	132.7	3.9	0.0
Book store services.....		451211-1	06/00	129.6	132.7	132.7	3.9	0.0
Prerecorded tape, CD and record stores.....	45122		12/03	73.8	83.4	81.4	33.0	-2.4
Prerecorded tape, CD, and record stores.....	451220		06/03	72.1	81.5	79.5	32.9	-2.5
Primary services.....		451220-P	06/03	72.1	81.5	79.5	32.9	-2.5
Prerecorded tape, CD, and record store services.....		451220-1	06/03	72.1	81.5	79.5	32.9	-2.5
General merchandise stores.....	452		12/03	119.5	116.9	112.4	0.4	-3.8
Department stores.....	4521		12/03	128.1	126.8	116.6	2.7	-8.0
Department stores.....	45211		12/03	128.1	126.8	116.6	2.7	-8.0
Department stores, except discount.....	452111		12/03	93.5	88.7	95.2	5.0	7.3
Primary services.....		452111-P	12/03	93.5	88.7	95.2	5.0	7.3
Department store services, except discount department store.....		452111-1	12/03	93.5	88.7	95.2	5.0	7.3
Discount department stores.....	452112		12/03	160.3	162.2	136.5	1.5	-15.8
Primary services.....		452112-P	06/02	176.5	178.7	150.3	1.4	-15.9
Discount department store services.....		452112-1	06/02	176.5	178.7	150.3	1.4	-15.9
Other general merchandise stores.....	4529		12/03	109.3	104.8	108.2	-3.0	3.2
Other general merchandise stores.....	452900		12/03	109.3	104.8	108.2	-3.0	3.2
Primary services.....		452900-P	12/03	109.3	104.8	108.2	-3.0	3.2
Other general merchandise store services.....		452900-1	12/03	109.3	104.8	108.2	-3.0	3.2
Warehouse clubs and supercenters.....		452900-11	12/03	102.4	96.9	100.0	-4.2	3.2
All other general merchandise stores.....		452900-12	12/03	120.9	119.8	123.9	0.2	3.4
Florists.....	4531		12/03	104.4	102.2	103.2	-3.8	1.0
Florists.....	45311		12/03	104.4	102.2	103.2	-3.8	1.0
Florists.....	453110		06/00	113.0	110.6	111.7	-3.8	1.0
Primary services.....		453110-P	06/00	113.0	110.6	111.7	-3.8	1.0
Florist services.....		453110-1	06/00	113.0	110.6	111.7	-3.8	1.0
Office supplies, stationery and gift stores.....	4532		12/03	133.3	130.5	128.2	0.0	-1.8
Office supplies and stationery stores.....	45321		12/03	159.5	153.9	151.0	0.3	-1.9
Office supplies and stationery stores.....	453210		06/00	201.9	194.9	191.2	0.3	-1.9
Primary services.....		453210-P	06/00	203.1	196.0	192.3	0.3	-1.9

See footnotes at end of table.

**Table 5. Producer price indexes for the net output of selected industries and their products, not seasonally adjusted — Continued**

Industry and product <sup>1</sup>	Industry code	Product code	Index base	Index			Percent change to Aug. 2011 from:	
				Apr. 2011 <sup>2</sup>	July 2011 <sup>2</sup>	Aug. 2011 <sup>2</sup>	Aug. 2010	July 2011
Office supplies and stationery stores - Continued								
Office supplies and stationery store services.....		453210-1	06/00	203.1	196.0	192.3	0.3	-1.9
Gift, novelty and souvenir stores.....	45322		12/03	109.1	108.7	107.1	-0.2	-1.5
Gift, novelty, and souvenir stores.....	453220		06/00	109.5	109.1	107.4	-0.3	-1.6
Primary services.....		453220-P	06/00	109.5	109.1	107.5	-0.2	-1.5
Gift, novelty, and souvenir store services.....		453220-1	06/00	109.5	109.1	107.5	-0.2	-1.5
Manufactured (mobile) home dealers.....	45393		12/03	117.5	115.5	115.5	7.0	0.0
Manufactured (mobile) home dealers.....	453930		12/02	124.2	122.0	122.0	7.0	0.0
Primary services.....		453930-P	12/02	124.1	122.0	122.0	7.0	0.0
Manufactured (mobile) home dealer services.....		453930-1	12/02	124.1	122.0	122.0	7.0	0.0
Nonstore retailers.....	454		12/03	141.3	137.2	143.2	4.4	4.4
Electronic shopping and mail-order houses.....	454110		06/06	105.3	107.3	104.6	-2.3	-2.5
Primary services.....		454110-P	06/06	105.7	107.8	105.1	-2.2	-2.5
Electronic shopping and mail-order house services.....		454110-1	06/06	105.7	107.8	105.1	-2.2	-2.5
Vending machine operators.....	4542		12/03	115.7	123.1	122.9	10.4	-0.2
Vending machine operators.....	45421		12/03	115.7	123.1	122.9	10.4	-0.2
Vending machine operators.....	454210		06/00	122.6	130.4	130.2	10.4	-0.2
Primary services.....		454210-P	06/00	122.7	130.5	130.2	10.4	-0.2
Vending machine operator services.....		454210-1	06/00	122.7	130.5	130.2	10.4	-0.2
Fuel dealers.....	45431		06/00	166.8	145.6	173.0	16.0	18.8
Fuel dealers.....	454310		06/00	166.8	145.6	173.0	16.0	18.8
Primary services.....		454310-P	06/00	171.3	149.1	177.9	16.2	19.3
Fuel dealer services.....		454310-1	06/00	171.3	149.1	177.9	16.2	19.3
Other receipts.....		454310-SM	06/00	78.4	78.4	78.4	6.8	0.0
Air transportation.....	481		12/92	219.6	220.2	225.5	9.9	2.4
Scheduled air transportation.....	4811		12/89	269.8	270.0	277.3	10.7	2.7
Scheduled air transportation.....	48111		12/89	269.8	270.0	277.3	10.7	2.7
Scheduled passenger air transportation.....	481111		12/89	276.0	276.1	284.3	10.1	3.0
Primary services.....		481111-P	12/89	299.3	299.5	308.4	10.3	3.0
Domestic.....		481111-1	12/89	314.9	309.4	314.5	8.9	1.6
First class, including business.....		481111-101	12/99	162.5	151.3	148.2	5.5	-2.0
Coach.....		481111-102	12/99	178.3	177.4	181.9	9.6	2.5
International.....		481111-2	12/89	226.7	243.3	262.4	15.5	7.9
Scheduled freight air transportation.....	481112		12/03	143.9	144.7	144.6	11.3	-0.1
Primary services.....		481112-P	12/87	178.0	178.9	178.9	11.3	0.0
Freight.....		481112-1	12/87	188.8	189.2	189.5	11.8	0.2
Mail.....		481112-2	12/87	129.0	134.5	132.2	4.9	-1.7
Other receipts.....		481112-SM	12/03	136.2	136.9	136.5	12.0	-0.3
Nonscheduled air transportation.....	4812		12/96	166.7	171.0	169.1	1.2	-1.1
Nonscheduled air transportation.....	48121		12/96	166.7	171.0	169.1	1.2	-1.1
Nonscheduled air passenger chartering.....	481211		06/92	177.5	181.4	181.7	2.9	0.2
Primary services.....		481211-P	12/00	140.8	144.8	145.1	3.8	0.2
Domestic nonscheduled passenger services.....		481211-1	06/08	100.6	101.2	101.1	2.5	-0.1
International nonscheduled passenger services.....		481211-2	06/08	101.4	112.4	113.6	8.0	1.1
Other receipts.....		481211-SM	06/92	273.9	274.2	274.2	-0.1	0.0
Nonscheduled air freight chartering.....	481212		06/08	100.0	104.2	97.6	-5.4	-6.3
Primary services.....		481212-P	06/08	99.9	104.3	97.0	-6.2	-7.0
Domestic nonscheduled freight services.....		481212-1	06/08	106.3	111.4	98.7	-10.8	-11.4
International nonscheduled freight services.....		481212-2	06/08	86.8	89.7	93.3	5.5	4.0
Other receipts.....		481212-SM	06/08	102.4	103.7	111.1	11.8	7.1
Rail transportation.....	482		12/96	168.9	173.2	172.3	10.0	-0.5
Rail transportation.....	4821		12/96	168.9	173.2	172.3	10.0	-0.5
Rail transportation.....	48211		12/96	168.9	173.2	172.3	10.0	-0.5
Line-haul railroads.....	482111		12/84	188.4	193.1	192.2	10.0	-0.5
Primary services.....		482111-P	12/84	188.4	193.1	192.2	10.0	-0.5
Rail transportation, freight (Carload).....		482111-1	12/96	173.4	178.3	177.3	10.1	-0.6
Rail transportation, freight (Intermodal).....		482111-2	12/96	152.7	153.1	153.3	11.3	0.1
Rail transportation, passenger.....		482111-3	12/96	141.2	143.2	142.7	2.2	-0.3
Coach service class.....		482111-306	06/05	126.2	127.6	127.6	3.4	0.0
All other service classes.....		482111-307	06/05	121.5	124.1	123.0	0.6	-0.9
Water transportation.....	483		12/03	135.3	137.3	132.7	2.1	-3.4

See footnotes at end of table.



**Table 5. Producer price indexes for the net output of selected industries and their products, not seasonally adjusted — Continued**

Industry and product <sup>1</sup>	Industry code	Product code	Index base	Index			Percent change to Aug. 2011 from:	
				Apr. 2011 <sup>2</sup>	July 2011 <sup>2</sup>	Aug. 2011 <sup>2</sup>	Aug. 2010	July 2011
Deep sea freight transportation.....	483111		06/88	265.4	270.6	249.2	-2.1	-7.9
Primary services.....		483111-P	06/88	271.1	276.4	254.6	-2.1	-7.9
Deep sea freight transportation services.....		483111-5	06/88	271.1	276.4	254.6	-2.1	-7.9
Coastal and Great Lakes freight transport.....	483113		12/03	157.9	157.5	159.7	5.0	1.4
Primary services.....		483113-P	12/03	155.1	155.5	157.1	4.5	1.0
Coastal and intercoastal freight transportation.....		483113-1	12/03	154.4	154.2	155.3	2.6	0.7
Great Lakes - St. Lawrence Seaway freight transportation..		483113-2	12/91	174.5	181.0	182.6	12.8	0.9
Coastal and intercoastal towing transportation.....		483113-3	12/03	163.9	164.2	168.1	8.4	2.4
Other receipts.....		483113-SM	12/03	191.4	174.0	187.7	14.7	7.9
Inland water transportation.....	4832		12/03	182.4	189.8	185.5	5.9	-2.3
Inland water transportation.....	48321		12/03	182.4	189.8	185.5	5.9	-2.3
Inland water freight transportation.....	483211		12/90	231.4	240.8	235.4	5.9	-2.2
Primary services.....		483211-P	12/90	234.6	244.5	238.7	9.1	-2.4
Inland waterways freight transportation (except towing).....		483211-1	12/03	197.1	206.2	201.1	9.7	-2.5
Inland waterways towing transportation.....		483211-2	12/03	138.3	141.3	139.1	6.3	-1.6
Truck transportation.....	484		12/03	126.6	127.1	127.0	6.4	-0.1
General freight trucking.....	4841		12/03	126.8	127.3	127.6	6.9	0.2
General freight trucking, local.....	48411		12/03	130.6	131.7	131.4	3.5	-0.2
General freight trucking, local.....	484110		12/03	130.6	131.7	131.4	3.5	-0.2
Primary services.....		484110-P	06/93	145.0	146.3	145.9	3.6	-0.3
General freight trucking, local.....		484110-1	06/93	145.0	146.3	145.9	3.6	-0.3
Other receipts.....		484110-SM	12/03	130.6	131.1	131.0	2.7	-0.1
General freight trucking, long-distance.....	48412		12/03	126.0	126.4	126.8	7.7	0.3
General freight trucking, long-distance, TL.....	484121		12/03	121.0	121.6	121.5	6.9	-0.1
Primary services.....		484121-P	06/92	137.1	137.7	137.7	7.0	0.0
General freight trucking, long-distance, truckload.....		484121-2	06/92	137.1	137.7	137.7	7.0	0.0
Other receipts.....		484121-SM	12/03	142.2	142.5	-	-	-
General freight trucking, long-distance, LTL.....	484122		12/03	137.1	137.1	138.4	9.5	0.9
Primary services.....		484122-P	06/92	231.4	231.4	233.8	9.7	1.0
General freight trucking, long-distance, less than truckload.....		484122-1	06/92	231.4	231.4	233.8	9.7	1.0
Other receipts.....		484122-SM	12/03	139.6	139.3	-	-	-
Specialized freight trucking.....	4842		12/03	126.6	126.9	126.2	5.2	-0.6
Used household and office goods moving.....	48421		12/03	123.5	125.0	124.5	8.3	-0.4
Used household and office goods moving.....	484210		12/03	123.5	125.0	124.5	8.3	-0.4
Primary services.....		484210-P	12/03	125.2	127.1	126.4	8.0	-0.6
Used household and office goods moving, except local.....		484210-2	06/92	194.3	194.2	193.3	9.9	-0.5
Used household and office goods moving, local.....		484210-4	12/03	109.4	114.6	113.9	4.6	-0.6
Other receipts.....		484210-SM	12/03	123.9	-	-	-	-
Specialized frgt (exc used) trucking, local.....	48422		12/03	132.3	132.3	131.0	4.0	-1.0
Other specialized trucking, local.....	484220		12/03	132.3	132.3	131.0	4.0	-1.0
Primary services.....		484220-P	06/93	162.0	161.9	160.2	4.1	-1.1
Specialized freight (except used goods) trucking, local.....		484220-3	06/93	162.0	161.9	160.2	4.1	-1.1
Other receipts.....		484220-SM	12/03	124.6	-	125.2	2.7	-
Specialized frgt (exc used) trucking, ldist.....	48423		12/03	122.2	122.0	122.0	4.7	0.0
Other specialized trucking, long-distance.....	484230		12/03	122.3	122.0	122.0	4.7	0.0
Primary services.....		484230-P	06/01	124.1	123.9	123.9	4.6	0.0
Specialized freight (except used goods) trucking, long-distance.....		484230-6	06/01	124.1	123.9	123.9	4.6	0.0
Other receipts.....		484230-SM	12/03	129.4	128.8	129.3	5.6	0.4
Pipeline transportation of crude oil.....	4861		12/03	179.3	188.6	188.7	4.9	0.1
Pipeline transportation of crude oil.....	48611		12/03	179.3	188.6	188.7	4.9	0.1
Pipeline transportation of crude oil.....	486110		06/86	198.7	209.0	209.1	4.9	0.0
Primary services.....		486110-P	06/86	198.8	209.3	209.4	5.0	0.0
Pipeline transportation of crude oil.....		486110-3	06/86	192.9	203.0	203.1	5.0	0.0
Trans-Alaskan Pipeline System transportation.....		486110-311	06/86	115.4	131.6	131.6	19.1	0.0
Pipeline transportation of crude petroleum, except on the TAPS.....		486110-312	06/86	254.4	262.7	262.8	1.9	0.0
Other receipts.....		486110-SM	06/86	171.3	179.0	179.0	4.5	0.0
Other pipeline transportation.....	4869		12/03	133.6	141.1	141.0	5.5	-0.1
Pipeline trans of ref petroleum products.....	48691		12/03	133.6	141.1	141.0	5.5	-0.1
Refined petroleum product pipeline transport.....	486910		06/86	152.9	161.5	161.4	5.5	-0.1

See footnotes at end of table.

**Table 5. Producer price indexes for the net output of selected industries and their products, not seasonally adjusted — Continued**

Industry and product <sup>1</sup>	Industry code	Product code	Index base	Index			Percent change to Aug. 2011 from:	
				Apr. 2011 <sup>2</sup>	July 2011 <sup>2</sup>	Aug. 2011 <sup>2</sup>	Aug. 2010	July 2011
Refined petroleum product pipeline transport - Continued								
Primary services.....		486910-P	06/86	153.1	161.8	161.7	5.5	-0.1
Pipeline transportation of refined petroleum products.....		486910-1	06/86	155.3	164.1	164.0	5.5	-0.1
Transportation support activities.....	488		12/03	114.3	115.2	114.9	3.7	-0.3
Air transportation support activities.....	4881		12/96	158.0	158.5	158.3	2.3	-0.1
Airport operations.....	48811		12/03	124.4	124.4	124.5	1.7	0.1
Other airport operations.....	488119		12/03	124.4	124.4	124.5	1.7	0.1
Primary services.....		488119-P	06/92	171.9	172.3	172.2	0.9	-0.1
Lease space for concessions.....		488119-1	06/92	159.5	135.4	129.2	-7.7	-4.6
Other airport services.....		488119-4	06/07	114.0	116.0	116.4	1.7	0.3
Other receipts.....		488119-SM	06/92	186.4	185.9	186.4	2.7	0.3
Other air transportation support activities.....	48819		12/03	124.9	125.6	125.3	2.9	-0.2
Other support activities for air transport.....	488190		12/03	124.9	125.6	125.3	2.9	-0.2
Primary services.....		488190-P	06/92	160.1	160.9	160.5	3.0	-0.2
Other air transportation support activities.....		488190-5	06/07	111.1	111.7	111.4	3.0	-0.3
Other receipts.....		488190-SM	06/92	151.9	153.2	153.3	2.6	0.1
Water transportation support activities.....	4883		12/03	122.5	123.3	124.4	2.6	0.9
Port and harbor operations.....	48831		12/03	132.2	136.5	136.5	4.3	0.0
Port and harbor operations.....	488310		12/03	132.2	136.5	136.5	4.2	0.0
Primary services.....		488310-P	12/03	133.4	138.1	138.1	4.5	0.0
Port and harbor services.....		488310-1	12/03	133.4	138.1	138.1	4.5	0.0
Marine cargo handling.....	48832		12/03	116.8	116.7	118.4	0.9	1.5
Marine cargo handling.....	488320		12/91	131.6	131.5	133.4	1.0	1.4
Primary services.....		488320-P	12/91	130.3	130.1	132.2	0.8	1.6
Movement of containers.....		488320-8	12/98	116.5	115.6	118.2	0.6	2.2
Other marine cargo handling.....		488320-9	12/98	122.0	123.6	123.5	1.2	-0.1
Other receipts.....		488320-SM	12/91	165.9	165.8	166.9	2.4	0.7
Navigational services to shipping.....	48833		12/03	129.1	129.3	129.7	4.9	0.3
Navigational services to shipping.....	488330		12/92	169.4	169.6	170.1	4.9	0.3
Primary services.....		488330-P	12/92	172.2	172.5	173.0	4.9	0.3
Navigational services to shipping and salvage.....		488330-1	12/92	172.2	172.5	173.0	4.9	0.3
Freight transportation arrangement.....	4885		12/96	99.6	100.7	100.0	5.5	-0.7
Freight transportation arrangement.....	48851		12/96	99.6	100.7	100.0	5.5	-0.7
Freight transportation arrangement.....	488510		12/94	101.6	102.7	102.0	5.4	-0.7
Primary services.....		488510-P	12/94	101.5	102.6	101.9	5.5	-0.7
Freight forwarding.....		488510-1	12/94	89.5	88.9	89.1	1.5	0.2
Arrangement of freight and cargo n.e.c.....		488510-2	12/94	112.7	115.2	113.8	8.6	-1.2
U.S. Postal Service.....	491		06/89	188.5	191.6	191.6	2.1	0.0
U.S. Postal Service.....	4911		06/89	188.5	191.6	191.6	2.1	0.0
U.S. Postal Service.....	49111		06/89	188.5	191.6	191.6	2.1	0.0
U.S. Postal Service.....	491110		06/89	188.5	191.6	191.6	2.1	0.0
Primary services.....		491110-P	06/89	188.5	191.6	191.6	2.1	0.0
First class mail.....		491110-1	06/89	172.8	175.8	175.8	2.3	0.0
Letter mail.....		491110-111	06/89	163.2	166.5	166.5	2.0	0.0
Post cards.....		491110-112	06/89	186.3	192.3	192.3	3.2	0.0
Priority mail.....		491110-113	06/89	246.6	246.6	246.6	4.3	0.0
Periodicals (second class mail).....		491110-2	06/89	225.1	228.5	228.5	1.5	0.0
In county mail.....		491110-211	06/89	171.6	173.6	173.6	1.2	0.0
Regular rate mail.....		491110-212	06/89	229.5	232.8	232.8	1.4	0.0
Nonprofit rate mail.....		491110-213	06/89	220.7	224.7	224.7	1.8	0.0
Classroom rate mail.....		491110-214	06/89	144.8	147.2	147.2	1.7	0.0
Periodical mailing fees.....		491110-299	06/89	131.4	131.4	131.4	0.0	0.0
Standard class A (third class mail).....		491110-3	06/89	218.4	222.5	222.5	1.9	0.0
Regular bulk mail.....		491110-312	06/89	220.1	223.8	223.8	1.7	0.0
Nonprofit bulk mail.....		491110-313	06/89	202.0	209.0	209.0	3.5	0.0
Standard class A mailing fees.....		491110-399	06/89	308.3	316.7	316.7	2.7	0.0
Standard class B (fourth class mail).....		491110-4	06/89	224.0	224.6	224.6	0.3	0.0
Parcel post.....		491110-411	06/89	261.3	261.3	261.3	0.1	0.0
Bound printed matter.....		491110-412	06/89	156.6	155.3	155.3	-0.8	0.0
Special rate mail.....		491110-413	06/89	195.2	200.4	200.4	2.7	0.0
Library rate mail.....		491110-414	06/89	285.3	290.5	290.5	1.8	0.0
International mail.....		491110-5	06/89	161.6	161.6	161.6	1.6	0.0
International air mail.....		491110-511	06/89	136.4	136.4	136.4	0.7	0.0

See footnotes at end of table.

**Table 5. Producer price indexes for the net output of selected industries and their products, not seasonally adjusted — Continued**

Industry and product <sup>1</sup>	Industry code	Product code	Index base	Index			Percent change to Aug. 2011 from:	
				Apr. 2011 <sup>2</sup>	July 2011 <sup>2</sup>	Aug. 2011 <sup>2</sup>	Aug. 2010	July 2011
U.S. Postal Service - Continued								
International surface mail.....		491110-512	06/89	331.1	331.1	331.1	4.8	0.0
Special services and fees.....		491110-6	06/89	217.2	220.7	220.7	1.6	0.0
Special services.....		491110-611	06/89	223.1	226.1	226.1	1.3	0.0
Domestic mail fees.....		491110-612	06/89	190.0	195.1	195.1	2.7	0.0
Other services and fees.....		491110-613	06/89	214.1	218.5	218.5	2.1	0.0
Express mail.....		491110-912	06/89	221.1	221.1	221.1	4.6	0.0
Couriers and messengers.....	492		12/03	168.1	171.0	170.5	11.2	-0.3
Couriers.....	4921		12/03	172.2	175.3	174.8	11.8	-0.3
Couriers.....	49211		12/03	172.2	175.3	174.8	11.7	-0.3
Couriers.....	492110		12/03	172.2	175.2	174.8	11.8	-0.2
Primary services.....		492110-P	12/03	172.7	175.7	175.2	11.8	-0.3
Standard courier services.....		492110-1	12/92	254.2	258.9	257.7	9.3	-0.5
Expedited courier services.....		492110-2	12/87	257.3	261.4	261.3	15.2	0.0
Domestic expedited courier services.....		492110-201	12/98	224.6	228.2	228.0	14.7	-0.1
International expedited courier services.....		492110-202	12/98	223.3	226.7	226.7	16.7	0.0
Local messengers and local delivery.....	4922		12/03	113.0	113.0	113.0	0.3	0.0
Local messengers and local delivery.....	49221		12/03	113.0	113.0	113.0	0.3	0.0
Local messengers and local delivery.....	492210		12/03	113.0	113.0	113.0	0.3	0.0
Primary services.....		492210-P	12/92	146.1	146.1	146.1	0.2	0.0
Local messengers and local delivery services.....		492210-1	12/92	146.1	146.1	146.1	0.2	0.0
Warehousing and storage.....	493		12/06	103.2	102.8	103.6	-0.4	0.8
Warehousing and storage.....	4931		12/06	103.2	102.8	103.6	-0.4	0.8
General warehousing and storage.....	49311		12/03	106.2	105.6	106.6	-0.8	0.9
General warehousing and storage.....	493110		12/03	106.3	105.7	106.6	-0.8	0.9
Primary services.....		493110-P	06/93	115.7	115.0	116.1	-0.9	1.0
General warehousing and storage services.....		493110-1	06/93	115.7	115.0	116.1	-0.9	1.0
Other receipts.....		493110-SM	12/03	119.9	119.4	-	-	-
Refrigerated warehousing and storage.....	49312		12/03	111.0	111.2	111.3	0.5	0.1
Refrigerated warehousing and storage.....	493120		12/91	122.0	122.2	122.4	0.5	0.2
Primary services.....		493120-P	12/91	122.7	122.9	123.0	0.5	0.1
Warehousing and storage of refrigerated goods.....		493120-2	12/91	122.8	123.0	123.2	0.5	0.2
Farm product warehousing and storage.....	49313		12/03	108.0	108.6	109.2	1.7	0.6
Farm product warehousing and storage.....	493130		12/92	125.5	126.2	127.0	1.7	0.6
Primary services.....		493130-P	12/92	123.6	124.3	125.0	1.7	0.6
Farm product warehousing and storage services.....		493130-1	12/92	123.6	124.3	125.0	1.7	0.6
Publishing industries, except Internet.....	511		12/03	111.0	111.4	111.0	0.5	-0.4
Newspaper, book, and directory publishers.....	5111		12/03	120.4	121.0	120.5	1.0	-0.4
Newspaper publishers.....	51111		12/79	472.0	472.4	470.1	-0.2	-0.5
Newspaper publishers.....	511110		12/79	472.0	472.4	470.2	-0.1	-0.5
Primary services.....		511110-P	12/79	484.9	485.7	483.1	-0.1	-0.5
Daily and Sunday newspaper subscriptions and single copy sales.....		511110-1	12/79	366.9	372.0	371.3	3.2	-0.2
Daily and Sunday newspaper advertising sales.....		511110-2	12/79	526.7	525.5	521.4	-1.4	-0.8
Weekly and other newspaper subscriptions and single copy sales.....		511110-3	06/99	121.0	121.0	121.0	2.1	0.0
Weekly and other newspaper advertising sales.....		511110-4	06/99	134.1	134.1	134.1	0.0	0.0
Periodical publishers.....	51112		12/79	403.2	405.2	401.5	1.3	-0.9
Periodical publishers.....	511120		12/79	403.2	405.2	401.5	1.3	-0.9
Primary services.....		511120-P	12/79	416.2	418.5	414.4	1.3	-1.0
General and consumer periodicals, subscriptions and single copy sales.....		511120-A	12/06	104.2	105.6	102.3	-1.7	-3.1
Specialized business and prof periodicals, subscriptions and single copy sales.....		511120-3	12/79	467.3	467.3	467.3	1.1	0.0
Specialized business and prof periodicals, advertising.....		511120-4	12/79	447.4	447.4	447.4	0.7	0.0
General and consumer periodicals, advertising.....		511120-6	12/79	577.1	579.2	577.9	3.8	-0.2
Other periodicals, including advertising periodicals, nec.....		511120-9	12/79	260.3	260.3	260.3	0.4	0.0
Other receipts.....		511120-SM	12/79	342.8	342.7	-	-	-
Book publishers.....	51113		12/84	271.2	274.0	275.3	2.5	0.5
Book publishers.....	511130		12/80	369.4	373.2	374.8	2.5	0.4
Primary services.....		511130-P	12/80	372.2	376.5	376.5	2.2	0.0
General adult and juvenile book publishing.....		511130-E	06/09	102.0	102.4	102.1	0.4	-0.3
General adult book publishing.....		511130-E1	06/09	102.9	102.7	102.8	0.5	0.1

See footnotes at end of table.

**Table 5. Producer price indexes for the net output of selected industries and their products, not seasonally adjusted — Continued**

Industry and product <sup>1</sup>	Industry code	Product code	Index base	Index			Percent change to Aug. 2011 from:	
				Apr. 2011 <sup>2</sup>	July 2011 <sup>2</sup>	Aug. 2011 <sup>2</sup>	Aug. 2010	July 2011
Book publishers - Continued								
Juvenile book publishing.....		511130-E2	06/09	100.1	101.7	100.6	0.3	-1.1
Textbook publishing, including teachers' editions and workbooks.....		511130-1	12/80	627.9	644.0	644.0	3.7	0.0
College textbook publishing.....		511130-1C	12/80	665.0	699.0	699.2	7.8	0.0
Elementary and high school textbook publishing.....		511130-1D	12/02	140.9	142.7	142.7	1.8	0.0
Technical, scientific, and professional book publishing.....		511130-3	12/80	422.1	424.1	426.1	3.6	0.5
Religious book publishing.....		511130-4	12/80	215.1	216.1	215.6	0.4	-0.2
General reference book publishing.....		511130-7	12/80	203.7	203.7	202.6	-1.4	-0.5
Other receipts.....		511130-SM	12/80	338.8	336.3	357.3	5.5	6.2
Directory and mailing list publishers.....	51114		12/03	115.2	115.6	115.7	1.0	0.1
Directory and mailing list publishers.....	511140		12/03	115.2	115.6	115.6	1.0	0.0
Primary services.....		511140-P	12/03	115.1	115.5	115.6	1.0	0.1
Telephone directory publishing.....		511140-1	09/84	276.0	277.3	277.6	1.4	0.1
Catalog and directory (except telephone directory) publishing.....		511140-2	06/84	248.6	248.9	248.9	0.3	0.0
Business service publication publishing, excluding directories and newsletters.....		511140-3	06/84	292.4	292.4	292.4	0.8	0.0
Other directory and mailing list publishing.....		511140-4	12/03	106.8	106.8	106.8	0.0	0.0
Other publishers.....	51119		12/03	109.3	110.6	109.9	0.8	-0.6
Greeting card publishers.....	511191		12/85	194.6	196.3	194.6	0.3	-0.9
Primary services.....		511191-P	12/85	214.5	216.5	214.5	0.2	-0.9
Greeting card publishing.....		511191-3	12/85	216.7	218.7	216.7	0.2	-0.9
Other receipts.....		511191-SM	12/85	143.2	142.9	-	-	-
All other publishers.....	511199		12/03	116.9	119.0	119.0	2.1	0.0
Primary services.....		511199-P	12/03	118.1	119.8	119.8	2.0	0.0
Other miscellaneous publishing.....		511199-5	12/03	114.5	116.1	116.1	1.9	0.0
Calendar, yearbook, and other miscellaneous publishing.....		511199-5399	12/03	120.3	121.3	121.3	1.3	0.0
Other receipts.....		511199-SM	12/03	108.5	112.5	-	-	-
Software publishers.....	5112		12/03	94.2	94.3	94.0	-0.1	-0.3
Software publishers.....	51121		12/03	94.2	94.3	94.0	-0.1	-0.3
Software publishers.....	511210		12/97	89.0	89.1	88.8	-0.1	-0.3
Primary services.....		511210-P	12/97	89.6	89.7	89.4	-0.1	-0.3
Software publishing, except games.....		511210-5	06/06	96.3	96.5	96.1	0.3	-0.4
Application software publishing.....		511210-502	12/97	97.5	97.9	97.0	-0.1	-0.9
Desktop and portable device application software publishing.....		511210-50201	06/06	99.8	100.0	99.1	-0.8	-0.9
Other application software publishing.....		511210-50202	06/06	104.6	105.1	104.2	0.6	-0.9
Technical support, training, and other services related to software publishing.....		511210-503	12/97	148.5	148.5	148.5	3.1	0.0
Other receipts.....		511210-SM	12/97	63.5	63.1	62.9	-0.9	-0.3
Broadcasting, except Internet.....	515		12/03	113.4	110.2	111.0	2.5	0.7
Radio and television broadcasting.....	5151		06/01	94.5	95.1	97.1	4.0	2.1
Radio broadcasting.....	51511		12/03	100.0	98.7	98.7	-2.3	0.0
Radio networks.....	515111		12/03	104.0	103.9	104.0	0.1	0.1
Primary services.....		515111-P	12/03	104.0	103.9	104.0	0.1	0.1
Radio network and national syndication time sales and other services.....		515111-1	12/95	148.3	148.1	148.3	0.1	0.1
Radio stations.....	515112		06/88	181.2	178.5	178.5	-2.6	0.0
Primary services.....		515112-P	06/88	185.7	182.6	182.7	-2.8	0.1
Radio station time sales.....		515112-1	06/88	185.5	182.3	182.4	-2.9	0.1
Local radio station time sales.....		515112-101	12/95	140.9	138.6	138.4	-3.1	-0.1
National and regional radio station time sales.....		515112-102	12/95	121.7	119.3	120.1	-2.0	0.7
Other receipts.....		515112-SM	12/03	105.5	105.5	105.5	0.0	0.0
Television broadcasting.....	51512		12/03	88.9	90.5	93.5	7.8	3.3
Television broadcasting.....	515120		06/01	90.2	92.0	94.7	7.1	2.9
Primary services.....		515120-P	06/01	83.0	84.3	87.2	7.8	3.4
Television advertising sales.....		515120-3	06/08	91.2	92.7	96.0	8.2	3.6
Network compensation and other television broadcasting services.....		515120-4	06/08	96.3	96.5	96.5	0.3	0.0
Other receipts.....		515120-SM	06/01	81.2	84.4	84.4	2.2	0.0
Cable networks.....	5152		12/03	127.7	121.6	121.6	1.6	0.0
Cable networks.....	51521		12/03	128.4	122.1	122.1	1.8	0.0
Cable and other subscription programming.....	515210		12/03	127.7	121.7	121.7	1.7	0.0
Primary services.....		515210-P	12/03	130.0	123.3	123.3	1.8	0.0

See footnotes at end of table.

**Table 5. Producer price indexes for the net output of selected industries and their products, not seasonally adjusted — Continued**

Industry and product <sup>1</sup>	Industry code	Product code	Index base	Index			Percent change to Aug. 2011 from:	
				Apr. 2011 <sup>2</sup>	July 2011 <sup>2</sup>	Aug. 2011 <sup>2</sup>	Aug. 2010	July 2011
Cable and other subscription programming - Continued								
Cable network advertising services.....		515210-1	06/93	226.0	203.6	203.6	0.2	0.0
Cable network affiliate services.....		515210-2	06/93	175.1	175.1	175.1	3.3	0.0
Telecommunications.....	517		12/03	101.1	101.7	102.1	0.8	0.4
Wired telecommunications carriers.....	5171		06/99	92.3	93.1	93.5	1.4	0.4
Wired telecommunications carriers.....	51711		12/03	106.4	107.4	107.8	1.4	0.4
Wired telecommunications carriers.....	517110		12/03	106.4	107.4	107.8	1.4	0.4
Primary products.....		517110-P	12/03	106.4	107.4	107.8	1.4	0.4
Local service, except private lines.....		517110-1	12/03	106.2	106.5	106.5	0.8	0.0
Residence local service.....		517110-111	12/03	110.2	110.7	110.7	1.2	0.0
Business local service.....		517110-112	12/03	101.9	101.9	101.9	0.1	0.0
Coin local service.....		517110-113	12/03	99.4	99.4	99.4	0.0	0.0
Other local service.....		517110-114	12/03	104.9	104.9	104.9	1.6	0.0
Public switched toll service.....		517110-2	12/03	110.0	112.6	114.1	3.4	1.3
Residence switched toll service.....		517110-21	12/03	148.0	153.4	155.8	6.1	1.6
Intrastate residence switched toll service.....		517110-211	12/03	115.9	118.0	119.3	2.6	1.1
Interstate residence switched toll service.....		517110-212	12/03	187.3	196.4	201.1	8.8	2.4
International residence switched toll service.....		517110-213	12/03	113.7	112.8	110.5	-3.2	-2.0
Business switched toll service.....		517110-22	12/03	64.5	64.4	64.9	-2.7	0.8
Business switched access toll service.....		517110-221	12/03	68.0	68.1	68.4	-0.3	0.4
Outbound business switched access toll service.....		517110-2211	12/03	70.9	70.9	71.2	0.6	0.4
Intrastate business switched access toll service, outbound.....		517110-22111	12/03	92.9	92.8	92.9	0.4	0.1
Interstate business switched access toll service, outbound.....		517110-22112	12/03	42.1	42.1	42.5	3.2	1.0
International business switched access toll service, outbound.....		517110-22113	12/03	35.6	36.0	35.8	-9.1	-0.6
Inbound business switched access toll service.....		517110-2212	12/03	63.0	63.1	63.6	-1.5	0.8
Intrastate business switched access toll service, inbound.....		517110-22121	12/03	90.6	90.8	91.0	-0.2	0.2
Interstate business switched access toll service, inbound.....		517110-22122	12/03	39.7	39.5	40.3	-0.7	2.0
International business switched access toll service, inbound.....		517110-22123	12/03	48.5	50.1	49.3	-10.4	-1.6
Business special access switched toll service, except private lines.....		517110-222	12/03	57.0	56.4	57.2	-8.6	1.4
Outbound business special access switched toll service.....		517110-2221	12/03	51.7	51.4	52.5	-11.8	2.1
Intrastate business special access switched toll service, outbound.....		517110-22211	12/03	56.9	57.1	57.0	-2.4	-0.2
Interstate business special access switched toll service, outbound.....		517110-22212	12/03	39.9	39.6	40.8	-16.0	3.0
International business special access switched toll service, outbound.....		517110-22213	12/03	74.1	74.0	73.8	-16.8	-0.3
Inbound business special access switched toll service.....		517110-2222	12/03	71.4	69.7	70.0	-1.0	0.4
Intrastate business special access switched toll service, inbound.....		517110-22221	12/03	72.5	72.8	72.8	-1.9	0.0
Interstate business special access switched toll service, inbound.....		517110-22222	12/03	56.6	54.6	54.9	-0.2	0.5
International business special access switched toll service, inbound.....		517110-22223	12/03	42.8	38.4	38.6	-15.0	0.5
Other toll service.....		517110-29	12/03	63.9	63.9	63.9	-0.3	0.0
Private line service.....		517110-3	12/03	102.3	102.3	102.3	0.0	0.0
Intrastate private line service.....		517110-31	12/03	107.2	107.2	107.2	0.0	0.0
Other telephone services.....		517110-9	12/03	99.9	99.9	99.9	0.0	0.0
Wireless telecommunications carriers.....	5172		12/03	67.8	67.6	67.9	-3.6	0.4
Wireless telecommunications carriers.....	51721		12/03	67.8	67.6	67.9	-3.6	0.4
Paging.....	517211		12/03	91.0	90.9	90.9	0.0	0.0
Primary services.....		517211-P	06/99	95.5	95.4	95.4	-0.1	0.0
Paging.....		517211-1	06/99	95.5	95.4	95.4	-0.1	0.0
Cellular and other wireless carriers.....	517212		06/99	62.0	61.8	62.1	-3.6	0.5
Primary services.....		517212-P	06/99	61.2	61.0	61.4	-3.6	0.7
Cellular and other wireless telecommunications.....		517212-1	06/99	61.2	61.0	61.4	-3.6	0.7
Cable and other program distribution.....	5175		12/03	123.0	123.6	123.6	2.6	0.0
Cable and other program distribution.....	51751		12/03	123.0	123.6	123.6	2.6	0.0
Cable and other program distribution.....	517510		12/03	123.0	123.6	123.6	2.5	0.0
Primary services.....		517510-P	12/03	125.0	125.7	125.7	2.9	0.0
Cable and satellite subscriber services.....		517510-1	06/93	168.6	169.6	169.6	3.0	0.0
Local cable system advertising services.....		517510-2	06/93	159.6	159.6	159.6	1.1	0.0

See footnotes at end of table.

**Table 5. Producer price indexes for the net output of selected industries and their products, not seasonally adjusted — Continued**

Industry and product <sup>1</sup>	Industry code	Product code	Index base	Index			Percent change to Aug. 2011 from:	
				Apr. 2011 <sup>2</sup>	July 2011 <sup>2</sup>	Aug. 2011 <sup>2</sup>	Aug. 2010	July 2011
Cable and other program distribution - Continued								
Other receipts.....		517510-SM	12/03	108.9	109.2	—	—	—
Internet service providers.....	5181		06/04	68.3	68.6	68.3	0.0	-0.4
Internet service providers.....	51811		06/04	68.3	68.6	68.3	0.0	-0.4
Internet service providers.....	518111		06/04	68.7	69.0	68.7	0.0	-0.4
Primary services.....		518111-P	06/04	64.5	64.6	64.5	0.3	-0.2
Dial-up and asymmetric DSL Internet access.....		518111-1	06/04	60.7	60.7	60.7	0.2	0.0
Leased line and symmetric DSL Internet access.....		518111-2	06/04	68.4	67.8	68.4	1.8	0.9
Other Internet access and related services.....		518111-3	06/04	82.8	87.7	82.8	-5.0	-5.6
Other receipts.....		518111-SM	06/04	91.8	93.7	91.5	-1.8	-2.3
Data processing and related services.....	5182		12/03	101.7	102.0	101.9	1.1	-0.1
Data processing and related services.....	51821		12/03	101.7	102.0	101.9	1.1	-0.1
Data processing and related services.....	518210		12/00	105.0	105.3	105.2	1.1	-0.1
Primary services.....		518210-P	12/00	104.9	105.3	105.2	0.3	-0.1
Business process management services.....		518210-1	12/00	109.0	109.5	109.4	0.7	-0.1
Data management and storage, information transformation and other services.....		518210-4	12/00	104.9	105.4	105.3	0.2	-0.1
Hosting, ASP and other IT infrastructure provisioning services.....		518210-5	12/06	99.3	99.3	99.3	0.0	0.0
Other receipts.....		518210-SM	12/00	103.0	103.0	103.0	2.7	0.0
Internet publishing and web search portals.....	519130		12/09	103.0	98.4	100.0	1.5	1.6
Primary services.....		519130-P	12/09	102.7	98.3	99.0	0.1	0.7
Internet publishing and web search portals - advertising sales.....		519130-1	12/09	104.4	96.6	97.6	0.0	1.0
Internet publishing and web search portals - search and textual advertising sales.....		519130-101	12/09	106.1	101.1	106.6	4.9	5.4
Internet publishing and web search portals - display and other advertising sales.....		519130-102	12/09	103.2	93.6	91.7	-3.4	-2.0
Internet publishing and web search portals - subscription, content access, and licensing sales.....		519130-2	12/09	100.1	101.0	101.2	0.1	0.2
Other receipts.....		519130-SM	12/09	104.7	99.0	105.4	9.4	6.5
Depository credit intermediation.....	5221		12/03	109.6	107.8	108.3	1.2	0.5
Commercial banking.....	52211		12/03	109.3	107.6	108.1	1.4	0.5
Commercial banking.....	522110		12/03	109.3	107.6	108.1	1.4	0.5
Primary services.....		522110-P	12/03	109.3	107.6	108.1	1.4	0.5
Loan services.....		522110-1	12/03	164.6	158.2	159.8	13.7	1.0
Residential real estate loans, except home equity.....		522110-101	12/03	107.6	104.9	106.4	3.7	1.4
Nonresidential real estate loans.....		522110-102	12/03	262.5	254.8	266.5	39.1	4.6
Home equity loans.....		522110-103	12/03	139.0	129.9	139.1	27.4	7.1
Commercial, industrial, and agricultural loans, except real estate.....		522110-105	12/03	143.9	139.2	132.1	1.4	-5.1
New and used auto and truck loans.....		522110-106	12/03	169.2	151.5	152.6	-8.2	0.7
Credit cards, overdraft credit, and related plans.....		522110-107	12/03	153.1	141.8	147.7	12.1	4.2
Other loan services.....		522110-108	12/03	111.3	104.5	104.2	-5.7	-0.3
Deposit services.....		522110-2	12/03	58.0	60.1	59.8	-21.3	-0.5
Trust services.....		522110-3	12/03	105.1	105.0	105.6	9.1	0.6
Other banking services.....		522110-4	12/03	111.0	112.1	111.2	-0.9	-0.8
Savings institutions.....	52212		12/03	112.1	110.6	110.7	-0.1	0.1
Savings institutions.....	522120		12/03	112.1	110.6	110.7	-0.1	0.1
Primary services.....		522120-P	12/03	112.3	110.8	110.9	0.0	0.1
Loan services.....		522120-1	12/03	129.1	124.5	125.7	15.5	1.0
Residential real estate loans, except home equity.....		522120-101	12/03	129.7	126.4	121.8	12.6	-3.6
Nonresidential real estate loans.....		522120-102	12/03	193.7	187.4	193.3	13.5	3.1
Home equity loans.....		522120-103	12/03	174.6	177.2	181.9	26.1	2.7
Commercial, industrial, and agricultural loans, except real estate.....		522120-105	12/03	154.7	141.8	148.7	29.6	4.9
New and used auto and truck loans.....		522120-106	12/03	136.4	116.2	140.1	23.2	20.6
Other loan services.....		522120-108	12/03	91.2	94.7	94.6	1.4	-0.1
Deposit services.....		522120-2	12/03	88.4	91.0	89.7	-19.9	-1.4
Other banking services.....		522120-3	12/03	136.8	136.8	136.8	1.3	0.0
Security, commodity contracts and like activity.....	523		12/03	127.5	127.6	127.9	7.0	0.2
Scrtcy and comdty contracts intermed and brokerage.....	5231		06/00	97.7	97.7	98.3	4.4	0.6
Investment banking & securities dealing.....	52311		12/03	138.3	138.6	140.1	6.9	1.1
Investment banking and securities dealing.....	523110		12/03	137.4	137.7	139.1	6.8	1.0
Primary services.....		523110-P	12/03	146.1	146.9	148.4	8.1	1.0
Dealer transactions.....		523110-2	06/00	105.6	104.8	106.1	9.5	1.2

See footnotes at end of table.

**Table 5. Producer price indexes for the net output of selected industries and their products, not seasonally adjusted — Continued**

Industry and product <sup>1</sup>	Industry code	Product code	Index base	Index			Percent change to Aug. 2011 from:	
				Apr. 2011 <sup>2</sup>	July 2011 <sup>2</sup>	Aug. 2011 <sup>2</sup>	Aug. 2010	July 2011
Investment banking and securities dealing - Continued								
Dealer transactions, equity securities.....		523110-201	06/05	86.4	98.5	79.3	-6.5	-19.5
Dealer transactions, debt securities and all other trading.....		523110-202	06/00	159.4	157.7	160.6	9.9	1.8
Investment banking services.....		523110-3	06/00	123.3	129.1	129.4	7.1	0.2
Other securities dealing services.....		523110-4	12/03	59.3	57.1	58.0	-8.1	1.6
Securities brokerage.....	52312		12/03	100.7	100.4	100.5	1.6	0.1
Securities brokerage.....	523120		12/03	100.7	100.3	100.4	1.6	0.1
Primary services.....		523120-P	12/03	100.1	99.5	99.7	1.0	0.2
Brokerage services.....		523120-1	06/00	92.9	92.0	92.6	0.2	0.7
Brokerage services, exchange-listed equities.....		523120-101	06/00	91.4	89.7	90.9	0.1	1.3
Brokerage services, all other securities.....		523120-102	06/00	94.4	94.6	94.3	0.1	-0.3
Other securities related services including margin lending and mutual fund sales.....		523120-4	06/00	78.3	78.2	77.9	2.4	-0.4
Portfolio management.....	52392		12/03	148.2	148.6	148.3	13.6	-0.2
Portfolio management.....	523920		06/02	146.2	146.7	146.3	13.5	-0.3
Primary services.....		523920-P	06/02	154.4	154.8	154.5	13.6	-0.2
Mutual fund management.....		523920-1	06/02	165.1	165.0	164.6	14.1	-0.2
Private portfolio management.....		523920-2	06/02	146.5	147.2	146.9	13.3	-0.2
Investment advice.....	52393		12/03	135.7	135.9	135.9	2.1	0.0
Investment advice.....	523930		12/03	135.7	135.8	135.8	2.0	0.0
Primary services.....		523930-P	06/02	138.5	138.5	138.5	0.1	0.0
Investment advice.....		523930-1	06/02	138.5	138.5	138.5	0.1	0.0
Insurance carriers and related activities.....	524		12/03	119.6	119.9	120.2	3.1	0.3
Insurance carriers.....	5241		12/03	119.9	120.1	120.4	3.1	0.2
Direct life/health/medical insurance carriers.....	52411		12/03	123.8	124.0	124.2	3.1	0.2
Direct life insurance carriers.....	524113		12/98	111.4	111.9	112.1	2.2	0.2
Primary services.....		524113-P	12/98	111.2	111.7	111.9	2.2	0.2
Life insurance policies.....		524113-1	12/98	105.1	105.5	105.5	1.6	0.0
Individual life insurance policies.....		524113-101	12/98	111.0	111.5	111.5	1.8	0.0
Term life insurance policies.....		524113-10101	12/98	113.6	113.9	113.9	0.7	0.0
Whole life insurance policies.....		524113-10102	12/98	112.7	113.2	113.3	1.4	0.1
Universal life insurance policies.....		524113-10103	12/98	110.0	110.6	110.6	2.7	0.0
Other individual life insurance policies.....		524113-10104	12/98	109.8	109.8	110.1	3.2	0.3
Group life insurance policies.....		524113-102	12/98	91.3	91.4	91.4	1.1	0.0
Annuities.....		524113-2	12/98	142.5	144.1	145.0	4.3	0.6
Variable deferred annuities.....		524113-201	12/98	155.4	152.4	153.1	2.5	0.5
Fixed-rate deferred annuities.....		524113-202	12/98	142.7	149.6	150.6	7.8	0.7
Immediate annuities.....		524113-203	12/98	125.7	125.5	126.3	0.6	0.6
Disability insurance policies.....		524113-3	06/06	102.5	102.5	102.5	2.1	0.0
Direct health and medical insurance carriers.....	524114		12/02	149.3	149.3	149.5	3.6	0.1
Primary services.....		524114-P	12/02	150.6	150.6	150.9	3.6	0.2
Medical service plans.....		524114-1	12/02	155.4	155.4	155.7	3.7	0.2
Comprehensive medical service plans.....		524114-101	12/02	154.6	154.6	154.8	3.9	0.1
Group managed care medical service plans.....		524114-10101	12/02	154.1	154.1	154.6	5.4	0.3
Group fee-for-service medical service plans.....		524114-10102	12/02	156.7	156.7	156.4	1.0	-0.2
Individual comprehensive medical service plans.....		524114-10103	12/02	201.1	201.0	201.5	3.6	0.2
Non-comprehensive medical service plans.....		524114-103	06/07	107.3	107.4	107.6	1.4	0.2
Dental service plans.....		524114-10301	12/02	120.4	120.4	120.5	0.7	0.1
Supplemental Medicare service plans.....		524114-10302	12/02	121.6	121.5	121.8	2.2	0.2
Other medical service plans.....		524114-10303	12/02	144.0	144.7	144.9	1.9	0.1
Health insurance.....		524114-2	12/02	108.7	108.8	108.9	0.9	0.1
Other direct insurance carriers.....	52412		12/98	131.7	132.0	132.6	3.1	0.5
Direct property and casualty insurers.....	524126		06/98	131.8	132.1	132.7	3.1	0.5
Primary services.....		524126-P	06/98	131.9	132.2	132.8	3.1	0.5
Private passenger auto insurance.....		524126-1	06/98	140.0	140.0	140.9	4.5	0.6
Homeowner's insurance.....		524126-2	06/98	171.6	172.0	172.4	2.9	0.2
Commercial auto insurance.....		524126-3	06/98	111.8	110.8	110.8	-1.3	0.0
Non-auto liability insurance.....		524126-4	06/98	114.6	114.7	114.9	0.5	0.2
Medical malpractice insurance.....		524126-402	06/98	122.9	122.9	122.8	0.3	-0.1
Product and other non-auto liability insurance.....		524126-403	06/98	112.5	112.6	112.9	0.6	0.3
Commercial multiple peril insurance.....		524126-5	06/98	112.7	112.7	113.6	0.6	0.8
Worker's compensation insurance.....		524126-6	06/98	109.3	109.3	108.9	-1.5	-0.4
Other property and casualty insurance.....		524126-7	12/03	112.0	113.9	114.4	3.6	0.4
Insurance agencies and brokerages.....	52421		12/03	103.9	104.0	103.9	0.1	-0.1

See footnotes at end of table.

**Table 5. Producer price indexes for the net output of selected industries and their products, not seasonally adjusted — Continued**

Industry and product <sup>1</sup>	Industry code	Product code	Index base	Index			Percent change to Aug. 2011 from:	
				Apr. 2011 <sup>2</sup>	July 2011 <sup>2</sup>	Aug. 2011 <sup>2</sup>	Aug. 2010	July 2011
Insurance agencies and brokerages.....	524210		12/02	107.6	107.6	107.6	0.1	0.0
Primary services.....		524210-P	12/02	108.0	108.1	108.1	0.1	0.0
Sale of property and casualty insurance.....		524210-1	12/02	106.0	106.0	106.0	0.1	0.0
Sale of personal property and casualty insurance.....		524210-101	06/09	100.0	100.2	100.4	0.5	0.2
Sale of private passenger auto insurance.....		524210-10101	12/02	100.9	101.0	101.2	0.3	0.2
Sale of homeowner's insurance.....		524210-10102	12/02	109.7	110.2	110.3	1.4	0.1
Sale of other personal property and casualty insurance.....		524210-10103	06/09	99.5	99.5	99.6	-0.4	0.1
Sale of commercial property and casualty insurance.....		524210-102	12/02	109.4	109.4	109.1	-0.3	-0.3
Sale of life insurance and annuities.....		524210-2	12/02	102.2	102.3	102.3	0.3	0.0
Sale of health and medical insurance.....		524210-3	12/02	123.2	123.3	123.7	0.5	0.3
Sale of other insurance.....		524210-4	12/02	101.7	101.7	101.3	-0.4	-0.4
Other receipts.....		524210-SM	12/02	101.0	101.0	101.0	-	0.0
Lessors of nonres bldg (exc miniwarehouse).....	53112		12/03	109.0	109.9	110.3	0.5	0.4
Lessors of nonresidential buildings.....	531120		12/95	127.5	128.6	129.0	0.5	0.3
Primary services.....		531120-P	12/95	123.9	124.9	125.4	0.5	0.4
Leasing of shopping centers and retail stores.....		531120-1	12/95	114.7	115.9	116.3	0.3	0.3
Leasing of professional and office buildings.....		531120-2	12/95	133.4	133.8	135.0	0.3	0.9
Leasing of manufacturing and industrial buildings.....		531120-3	12/95	107.6	107.7	107.7	0.7	0.0
Leasing of other nonresidential buildings and facilities.....		531120-7	12/02	120.0	126.3	121.7	2.1	-3.6
Lessors of miniwarehouse and self storage units.....	53113		12/03	110.8	114.7	114.0	1.9	-0.6
Lessors of miniwarehouses and self-storage units.....	531130		12/03	110.8	114.6	114.0	1.9	-0.5
Primary services.....		531130-P	06/93	167.1	173.1	172.1	2.0	-0.6
Leasing of miniwarehouses and self-storage units.....		531130-1	06/93	167.1	173.1	172.1	2.0	-0.6
Other receipts.....		531130-SM	12/03	112.3	112.3	-	-	-
Offices of real estate agents and brokers.....	5312		12/03	97.9	98.3	97.4	-2.1	-0.9
Offices of real estate agents and brokers.....	53121		12/03	97.9	98.3	97.4	-2.1	-0.9
Offices of real estate agents and brokers.....	531210		12/03	97.8	98.2	97.4	-2.0	-0.8
Primary services.....		531210-P	12/03	97.9	98.2	97.4	-2.0	-0.8
Real estate brokerage, residential property sales and leases.....		531210-1	12/95	126.8	127.0	125.7	-2.2	-1.0
Real estate brokerage, nonresidential property sales and leases including land sales and leases.....		531210-6	12/06	96.4	97.6	97.4	-1.4	-0.2
Real estate brokerage, nonresidential property sales including land sales.....		531210-601	12/09	94.3	98.6	97.3	-1.3	-1.3
Real estate brokerage, nonresidential property leases including land leases.....		531210-602	12/09	99.5	96.0	97.4	-1.7	1.5
Real estate property managers.....	53131		12/03	107.1	106.0	105.4	-1.0	-0.6
Residential property managers.....	531311		12/03	111.6	110.1	110.1	0.3	0.0
Primary services.....		531311-P	12/03	112.2	110.3	110.3	0.3	0.0
Residential property management services.....		531311-1	12/95	117.2	115.3	115.3	0.3	0.0
Nonresidential property managers.....	531312		12/03	100.3	99.7	98.0	-3.3	-1.7
Primary services.....		531312-P	12/03	100.3	99.7	98.0	-3.3	-1.7
Nonresidential property management services.....		531312-1	12/95	111.4	110.7	108.9	-3.2	-1.6
Offices of real estate appraisers.....	531320		12/03	97.6	97.9	97.6	1.8	-0.3
Primary services.....		531320-P	12/03	99.1	99.4	99.1	1.8	-0.3
Real estate appraisal services.....		531320-1	12/95	105.9	106.2	105.9	1.8	-0.3
Automotive equipment rental and leasing.....	5321		06/01	129.0	141.3	143.1	4.8	1.3
Passenger car rental and leasing.....	53211		12/03	120.1	136.6	137.1	6.6	0.4
Passenger car rental.....	532111		12/91	176.4	200.7	201.4	6.6	0.3
Primary services.....		532111-P	12/91	174.6	201.3	202.1	7.4	0.4
Standard passenger car rental.....		532111-2	12/91	181.4	215.4	216.0	9.8	0.3
Passenger car rental for business travel.....		532111-211	12/98	116.6	118.8	117.3	-2.1	-1.3
Passenger car rental for leisure travel.....		532111-221	12/98	174.2	229.6	232.2	18.1	1.1
Replacement passenger car rental.....		532111-3	12/91	163.3	165.2	166.9	-2.7	1.0
Other receipts.....		532111-SM	12/91	209.3	209.3	209.3	-1.2	0.0
Truck, utility trailer and RV rental and leasing.....	53212		12/03	114.8	117.3	120.8	1.4	3.0
Truck, utility trailer and RV rental and leasing.....	532120		06/91	131.9	134.7	138.7	1.5	3.0
Primary services.....		532120-P	06/91	126.6	129.7	134.3	1.1	3.5
Truck rental.....		532120-1	06/91	147.0	147.1	161.3	-1.8	9.7
Truck leasing.....		532120-4	06/91	121.1	121.1	121.1	0.2	0.0
Truck tractor rental and/or leasing.....		532120-5	06/07	100.1	100.1	100.1	0.0	0.0
Truck trailer, utility trailer, and RV rental and/or leasing.....		532120-6	06/07	84.3	102.7	100.8	16.7	-1.9
Other receipts.....		532120-SM	06/91	160.4	160.8	160.6	3.7	-0.1
Other heavy machinery rental and leasing.....	532412		12/03	115.0	114.3	118.0	3.4	3.2

See footnotes at end of table.



**Table 5. Producer price indexes for the net output of selected industries and their products, not seasonally adjusted — Continued**

Industry and product <sup>1</sup>	Industry code	Product code	Index base	Index			Percent change to Aug. 2011 from:	
				Apr. 2011 <sup>2</sup>	July 2011 <sup>2</sup>	Aug. 2011 <sup>2</sup>	Aug. 2010	July 2011
Other heavy machinery rental and leasing - Continued								
Primary services.....		532412-P	12/03	111.7	111.5	115.7	4.2	3.8
Construction equipment rental and leasing.....		532412-1	12/03	104.7	104.5	110.3	6.3	5.6
Oilfield and well drilling equipment rental and leasing.....		532412-2	12/03	133.8	133.8	133.6	-0.1	-0.1
Other receipts.....		532412-SM	12/03	138.3	133.8	134.1	-0.8	0.2
Legal services.....	5411		12/96	177.8	178.2	178.3	3.0	0.1
Offices of lawyers.....	54111		12/96	177.8	178.2	178.3	3.0	0.1
Offices of lawyers.....	541110		12/96	177.8	178.2	178.3	3.0	0.1
Primary services.....		541110-P	12/96	177.3	177.7	177.7	3.0	0.0
Corporate legal services.....		541110-1	12/96	202.9	203.2	203.1	3.4	0.0
Real estate legal services.....		541110-2	12/96	165.4	165.6	165.9	1.8	0.2
Civil negligence legal services.....		541110-3	12/96	146.8	146.9	147.1	2.0	0.1
Defendant representation.....		541110-301	12/96	180.6	180.7	181.1	2.5	0.2
Plaintiff representation.....		541110-302	12/96	107.2	107.2	107.2	1.2	0.0
Banking and commercial legal services.....		541110-4	12/96	213.0	214.9	214.6	4.4	-0.1
Insurance legal services.....		541110-5	12/96	152.3	152.4	152.4	1.9	0.0
Wills, estate planning, and probate.....		541110-6	12/96	176.7	176.7	177.1	2.5	0.2
Other legal services.....		541110-7	12/96	184.1	184.5	184.5	3.4	0.0
Offices of certified public accountants.....	541211		12/03	112.0	111.6	112.0	-1.2	0.4
Primary services.....		541211-P	12/03	113.4	112.9	113.5	-1.0	0.5
Other accounting services.....		541211-A	12/08	94.5	94.0	92.5	-4.2	-1.6
Financial auditing.....		541211-4	06/95	142.3	143.8	144.6	-1.0	0.6
Tax preparation and planning.....		541211-5	06/95	148.2	146.2	148.3	-1.0	1.4
Bookkeeping and compilation.....		541211-9	12/08	102.3	102.4	102.2	1.9	-0.2
Other receipts.....		541211-SM	12/03	98.3	99.2	96.9	-3.6	-2.3
Other accounting services.....	541219		12/03	108.0	103.4	103.4	-3.6	0.0
Primary services.....		541219-P	12/03	108.1	103.5	103.5	-3.6	0.0
Other accounting services (non-CPA firms).....		541219-1	12/03	108.1	103.5	103.5	-3.6	0.0
Architectural, engineering and related services.....	5413		12/96	144.8	145.7	146.1	1.7	0.3
Architectural services.....	54131		12/03	109.6	109.4	109.5	0.2	0.1
Architectural services.....	541310		12/96	132.3	132.1	132.2	0.2	0.1
Primary services.....		541310-P	12/96	135.7	135.7	135.8	0.4	0.1
Residential building projects.....		541310-1	12/96	153.6	153.6	153.6	0.7	0.0
Non-residential building projects.....		541310-7	12/10	99.8	99.7	99.8	-	0.1
Other architectural services, incl. historic restoration & architectural advisory services.....		541310-8	12/10	100.3	100.3	100.3	-	0.0
Other receipts.....		541310-SM	12/96	168.3	166.8	166.8	-1.9	0.0
Engineering services.....	54133		12/03	116.9	117.8	118.1	1.9	0.3
Engineering services.....	541330		12/96	147.5	148.7	149.1	1.9	0.3
Primary services.....		541330-P	12/96	147.7	148.9	149.4	1.8	0.3
Building related engineering projects.....		541330-1	12/96	142.4	142.8	143.3	1.2	0.4
Residential building engineering projects.....		541330-101	12/09	96.6	96.6	96.8	0.3	0.2
Commercial, public, and institutional building engineering projects.....		541330-102	12/09	102.0	101.9	102.1	1.0	0.2
Industrial and manufacturing plant and process engineering projects.....		541330-103	12/09	100.6	101.4	101.9	1.8	0.5
Non-building related engineering projects.....		541330-2	12/96	149.3	150.9	151.5	2.3	0.4
Transportation engineering projects.....		541330-201	12/09	101.9	102.0	101.9	0.9	-0.1
Highway and roadway engineering projects.....		541330-20101	12/09	101.1	101.2	101.2	0.8	0.0
Other transportation engineering projects, including mass transit engineering projects.....		541330-20102	12/09	103.2	103.2	103.2	1.4	0.0
Municipal utility and power generation and distribution engineering projects.....		541330-202	12/09	104.1	104.3	104.0	1.5	-0.3
All other non-building related engineering projects.....		541330-203	12/09	101.9	104.1	105.1	3.4	1.0
Other receipts.....		541330-SM	12/96	144.6	145.5	145.2	2.3	-0.2
Management and technical consulting services.....	5416		06/06	109.1	110.7	108.6	0.0	-1.9
Management consulting services.....	54161		06/06	109.1	110.7	108.6	0.0	-1.9
Management consulting services.....	541610		06/06	109.1	110.7	108.6	0.0	-1.9
Primary services.....		541610-P	06/06	109.3	110.9	108.8	0.1	-1.9
Administrative and general management consulting services.....		541610-1	06/06	111.8	114.3	113.9	2.3	-0.3
Human resources consulting services.....		541610-22	06/06	106.7	106.7	106.7	0.0	0.0
Marketing consulting services.....		541610-3	06/06	106.7	106.7	95.6	-10.1	-10.4
Process, physical distribution and logistics consulting services.....		541610-4	06/06	105.9	107.5	107.5	3.6	0.0
Other management consulting services.....		541610-8	06/06	107.5	107.5	107.5	1.2	0.0
Advertising agencies.....	54181		12/03	105.6	105.7	105.6	0.2	-0.1

See footnotes at end of table.

**Table 5. Producer price indexes for the net output of selected industries and their products, not seasonally adjusted — Continued**

Industry and product <sup>1</sup>	Industry code	Product code	Index base	Index			Percent change to Aug. 2011 from:	
				Apr. 2011 <sup>2</sup>	July 2011 <sup>2</sup>	Aug. 2011 <sup>2</sup>	Aug. 2010	July 2011
Advertising agencies.....	541810		06/95	127.9	128.1	128.0	0.2	-0.1
Primary services.....		541810-P	06/95	128.8	129.0	128.9	0.1	-0.1
Advertising creative services billed separately.....		541810-1	06/95	125.4	125.7	125.7	0.3	0.0
Advertising placement services, including bundled placement and creative services.....		541810-2	06/95	130.8	130.7	130.6	-0.2	-0.1
Other advertising services billed separately.....		541810-3	12/08	97.8	97.8	97.8	0.0	0.0
Other receipts.....		541810-SM	06/95	124.3	124.3	123.5	0.8	-0.6
Employment services.....	5613		12/96	125.4	125.1	125.5	-0.2	0.3
Employee leasing services.....	56133		12/03	111.8	112.4	112.2	0.0	-0.2
Professional employer organizations.....	561330		12/03	111.8	112.4	112.2	0.0	-0.2
Primary services.....		561330-P	06/94	144.5	145.2	145.0	0.1	-0.1
Co-employment staffing.....		561330-1	06/94	144.5	145.2	145.0	0.1	-0.1
Staffing services (except PEOs).....	56138		12/10	100.4	99.6	100.3	-	0.7
Staffing services (except PEOs).....	561380		12/10	100.4	99.6	100.3	-	0.7
Primary services.....		561380-P	12/10	100.4	99.6	100.3	-	0.7
Temporary help services.....		561380-1	06/94	129.5	128.4	129.5	-0.5	0.9
Temporary help services, office and clerical.....		561380-101	06/94	140.5	138.5	140.7	0.9	1.6
Temporary help services, light and heavy industrial.....		561380-102	06/94	129.4	129.1	129.6	-0.8	0.4
Temporary help services, technical and professional.....		561380-103	06/94	78.1	77.0	77.5	-1.6	0.6
Temporary help services, medical.....		561380-104	06/94	136.2	137.6	135.9	-0.8	-1.2
Temporary help services, other.....		561380-105	06/94	130.4	130.7	130.4	-3.6	-0.2
Employment placement services.....		561380-2	12/03	110.4	109.4	109.3	0.6	-0.1
Employment placement services, excluding Internet recruiting.....		561380-201	12/01	102.7	101.2	101.5	-0.1	0.3
Internet recruiting services.....		561380-203	12/01	142.3	142.8	141.2	2.3	-1.1
Executive search services.....		561380-3	12/06	100.6	100.6	100.6	0.0	0.0
Other receipts.....		561380-SM	12/10	99.4	99.4	99.4	-	0.0
Travel agencies.....	56151		12/03	100.5	100.5	100.5	0.0	0.0
Travel agencies.....	561510		12/89	112.5	112.6	112.5	0.0	-0.1
Primary services.....		561510-P	12/89	112.7	112.8	112.7	-0.1	-0.1
Airline arrangements.....		561510-1	12/89	95.7	95.7	95.7	0.0	0.0
Domestic flights.....		561510-111	12/89	95.5	95.5	95.5	0.0	0.0
Business domestic airline bookings.....		561510-11101	06/02	85.1	85.1	85.1	0.0	0.0
Leisure domestic airline bookings.....		561510-11102	06/02	82.1	82.1	82.1	0.0	0.0
International flights.....		561510-112	12/89	68.5	68.5	68.5	0.0	0.0
Business international airline bookings.....		561510-11201	06/02	101.4	101.4	101.4	0.0	0.0
Leisure international airline bookings.....		561510-11202	06/02	120.0	120.0	120.0	0.0	0.0
Other travel arrangements, except airline.....		561510-2	12/89	159.5	159.5	159.4	-0.1	-0.1
Hotel and car rental bookings.....		561510-211	12/89	158.7	158.7	158.4	-0.4	-0.2
Cruise and tour bookings.....		561510-222	06/02	100.5	100.5	100.5	0.0	0.0
Other travel arrangements and service fees.....		561510-233	06/02	116.7	116.7	116.7	0.0	0.0
Security guards and patrol services.....	561612		12/04	108.7	108.8	109.3	0.9	0.5
Primary services.....		561612-P	12/04	108.5	108.6	109.1	0.9	0.5
Security guards and patrol services.....		561612-1	12/04	108.5	108.6	109.1	0.9	0.5
Janitorial services.....	56172		12/03	111.5	111.8	112.1	1.2	0.3
Janitorial services.....	561720		12/94	131.9	132.3	132.6	1.1	0.2
Primary services.....		561720-P	12/94	131.6	132.0	132.3	1.0	0.2
Nonresidential cleaning services.....		561720-3	06/03	109.8	110.2	110.2	0.8	0.0
Residential cleaning services.....		561720-4	06/03	128.7	128.7	131.5	2.7	2.2
Other receipts.....		561720-SM	12/94	134.5	134.7	134.7	4.0	0.0
Waste collection.....	5621		12/03	120.7	120.4	120.7	1.7	0.2
Waste collection.....	56211		12/03	120.7	120.4	120.7	1.7	0.2
Solid waste collection.....	562111		12/03	120.7	120.4	120.7	1.6	0.2
Primary services.....		562111-P	06/93	163.9	163.3	163.7	1.9	0.2
Solid waste collection.....		562111-2	06/93	163.9	163.3	163.7	1.9	0.2
Other receipts.....		562111-SM	12/03	115.3	115.6	-	-	-
Computer training.....	61142		06/06	113.1	113.1	113.0	0.8	-0.1
Computer training.....	611420		06/06	113.1	113.1	113.0	0.8	-0.1
Primary services.....		611420-P	06/06	113.5	113.5	113.4	0.8	-0.1
Computer training.....		611420-1	06/06	113.5	113.5	113.4	0.8	-0.1
Other receipts.....		611420-SM	06/06	100.5	100.5	100.0	-1.9	-0.5
Offices of physicians.....	6211		12/96	131.3	131.6	131.7	1.2	0.1
Offices of physicians.....	62111		12/96	131.3	131.6	131.7	1.2	0.1
Offices of physicians, except mental health.....	621111		12/93	141.5	141.8	141.9	1.1	0.1

See footnotes at end of table.

**Table 5. Producer price indexes for the net output of selected industries and their products, not seasonally adjusted — Continued**

Industry and product <sup>1</sup>	Industry code	Product code	Index base	Index			Percent change to Aug. 2011 from:	
				Apr. 2011 <sup>2</sup>	July 2011 <sup>2</sup>	Aug. 2011 <sup>2</sup>	Aug. 2010	July 2011
Offices of physicians, except mental health - Continued								
Primary services.....		621111-P	12/93	141.8	142.1	142.2	1.1	0.1
One and two physician practices and single specialty group practices.....		621111-4	12/93	138.8	138.9	139.1	0.9	0.1
General/family practice.....		621111-411	12/93	147.8	147.9	147.8	0.5	-0.1
Internal medicine.....		621111-412	12/99	126.4	126.3	126.5	-0.2	0.2
General surgery and other surgical specialties.....		621111-413	12/99	111.0	110.5	111.1	4.4	0.5
Pediatrics.....		621111-414	12/93	228.1	229.7	230.3	1.4	0.3
Obstetrics/gynecology.....		621111-415	12/93	138.6	139.1	139.0	0.6	-0.1
Other specialty.....		621111-419	12/99	121.2	121.2	121.2	-0.1	0.0
Multispecialty group practice.....		621111-5	12/93	156.5	158.2	158.0	2.7	-0.1
Offices of dentists.....	6212		06/10	101.9	102.0	102.4	2.2	0.4
Offices of dentists.....	62121		06/10	101.9	102.0	102.4	2.2	0.4
Offices of dentists.....	621210		06/10	101.9	102.0	102.4	2.2	0.4
Primary services.....		621210-P	06/10	101.9	102.0	102.4	2.1	0.4
Dental visits and consultations.....		621210-1	06/10	101.8	102.0	102.7	2.7	0.7
Dental surgical intervention services.....		621210-2	06/10	101.2	101.3	101.8	1.7	0.5
Dental non-surgical intervention services.....		621210-3	06/10	102.1	102.2	102.4	2.0	0.2
Other receipts.....		621210-SM	06/10	101.9	102.0	102.0	2.0	0.0
Medical and diagnostic laboratories.....	6215		12/03	108.6	108.7	108.9	0.4	0.2
Medical and diagnostic laboratories.....	62151		12/03	108.6	108.7	108.9	0.4	0.2
Medical laboratories.....	621511		12/03	109.7	109.8	110.3	0.3	0.5
Primary services.....		621511-P	06/94	130.6	130.7	131.3	0.3	0.5
Medical laboratory services.....		621511-2	06/94	130.6	130.7	131.3	0.3	0.5
Diagnostic imaging centers.....	621512		12/03	106.4	106.4	106.4	0.5	0.0
Primary services.....		621512-P	06/94	111.7	111.7	111.7	0.5	0.0
Diagnostic imaging services.....		621512-4	06/94	111.7	111.7	111.7	0.5	0.0
Home health care services.....	6216		12/96	129.5	129.6	129.5	0.0	-0.1
Home health care services.....	62161		12/96	129.5	129.6	129.5	0.0	-0.1
Home health care services.....	621610		12/96	129.6	129.6	129.6	0.0	0.0
Primary services.....		621610-P	12/96	125.9	125.9	125.9	0.2	0.0
Public payors.....		621610-3	12/03	110.7	110.7	110.7	0.1	0.0
Medicare payors.....		621610-31	12/96	126.8	126.8	126.8	0.0	0.0
Non-Medicare public payors.....		621610-32	12/03	113.2	113.2	113.2	0.2	0.0
Private payors.....		621610-4	12/03	107.5	107.8	107.5	0.3	-0.3
Other receipts.....		621610-SM	12/96	192.1	192.1	192.1	-2.7	0.0
All other ambulatory health care services.....	62199		06/06	113.0	113.8	113.8	0.7	0.0
Blood and organ banks.....	621991		06/06	113.0	113.8	113.8	0.7	0.0
Primary services.....		621991-P	06/06	112.3	113.2	113.2	0.7	0.0
Human blood services.....		621991-1	06/06	108.9	108.5	108.8	-0.7	0.3
Human red blood and whole blood services.....		621991-12	06/06	109.4	109.4	109.7	-0.1	0.3
Human blood plasma services.....		621991-13	06/06	107.9	106.4	106.7	-2.8	0.4
Human blood platelet and other blood services.....		621991-14	06/06	108.4	108.2	108.3	0.0	0.1
Human organ, bone, tissue, and other bank services.....		621991-2	06/06	128.0	134.9	133.4	6.3	-1.1
Other receipts.....		621991-SM	06/06	123.8	123.5	123.7	0.7	0.2
Hospitals.....	622		12/92	176.2	176.6	176.8	2.1	0.1
General medical and surgical hospitals.....	6221		12/03	128.0	128.3	128.5	2.2	0.2
General medical and surgical hospitals.....	62211		12/03	128.0	128.3	128.4	2.1	0.1
General medical and surgical hospitals.....	622110		12/92	176.7	177.1	177.3	2.2	0.1
Primary services.....		622110-P	12/92	179.9	180.3	180.5	2.2	0.1
Diseases and disorders of the nervous system.....		622110-101	06/08	105.7	104.2	104.4	1.7	0.2
Diseases and disorders of the ear, nose, mouth, and throat.....		622110-103	06/08	109.2	109.5	109.3	5.9	-0.2
Diseases and disorders of the respiratory system.....		622110-104	06/08	112.4	112.8	112.5	1.3	-0.3
Diseases and disorders of the circulatory system.....		622110-105	06/08	106.9	107.4	107.3	2.6	-0.1
Diseases and disorders of the digestive system.....		622110-106	06/08	112.4	112.4	113.0	3.4	0.5
Diseases and disorders of the hepatobiliary system and pancreas.....		622110-107	06/08	105.0	103.6	103.4	-1.1	-0.2
Diseases and disorders of the musculoskeletal system and connective tissue.....		622110-108	06/08	109.4	110.0	110.2	4.1	0.2
Diseases and disorders of the skin, subcutaneous tissue and breast.....		622110-109	06/08	111.8	111.7	114.2	1.8	2.2
Endocrine, nutritional and metabolic diseases and disorders.....		622110-111	06/08	107.4	107.1	107.4	1.1	0.3
Diseases and disorders of the kidney and urinary tract.....		622110-112	06/08	110.3	110.5	110.7	0.9	0.2
Diseases and disorders of the male reproductive system.....		622110-113	06/08	101.2	104.2	102.6	2.8	-1.5

See footnotes at end of table.

**Table 5. Producer price indexes for the net output of selected industries and their products, not seasonally adjusted — Continued**

Industry and product <sup>1</sup>	Industry code	Product code	Index base	Index			Percent change to Aug. 2011 from:	
				Apr. 2011 <sup>2</sup>	July 2011 <sup>2</sup>	Aug. 2011 <sup>2</sup>	Aug. 2010	July 2011
General medical and surgical hospitals - Continued								
Diseases and disorders of the female reproductive system.....		622110-114	06/08	115.4	115.4	118.9	5.4	3.0
Pregnancy, childbirth and the puerperium.....		622110-115	06/08	103.2	103.0	103.2	-0.7	0.2
Newborns and other neonates with conditions originating in the perinatal period.....		622110-116	06/08	110.6	114.3	113.3	4.0	-0.9
Diseases and disorders of the blood and blood forming organs and immunological disorders.....		622110-117	06/08	120.9	122.0	120.9	4.9	-0.9
Myeloproliferative diseases and disorders and poorly differentiated neoplasms.....		622110-118	06/08	99.1	99.2	99.1	-0.2	-0.1
Infectious and parasitic diseases.....		622110-119	06/08	108.0	108.1	108.0	3.0	-0.1
Alcohol/drug use and alcohol/drug induced organic mental disorders.....		622110-122	06/08	110.6	110.7	110.6	2.2	-0.1
Injury, poisoning and toxic effects of drugs.....		622110-123	06/08	105.5	105.6	105.6	1.2	0.0
Factors influencing health status and other contacts with health services.....		622110-125	06/08	115.8	116.0	116.0	1.3	0.0
Multiple significant trauma.....		622110-126	06/08	113.3	114.5	113.3	1.9	-1.0
Human immunodeficiency virus infections.....		622110-127	06/08	104.4	104.4	104.4	-2.1	0.0
Other diseases and disorders.....		622110-128	06/08	106.5	107.3	106.7	0.6	-0.6
Other receipts.....		622110-SM	12/92	143.2	143.2	143.2	0.7	0.0
Psychiatric and substance abuse hospitals.....	6222		12/03	115.1	115.1	115.3	-1.3	0.2
Psychiatric and substance abuse hospitals.....	62221		12/03	115.1	115.1	115.3	-1.3	0.2
Psychiatric and substance abuse hospitals.....	622210		12/92	135.6	135.6	135.9	-1.2	0.2
Primary services.....		622210-P	12/92	135.6	135.6	135.9	-1.2	0.2
Psychiatric hospitals.....		622210-3	12/92	136.2	136.2	136.5	-1.3	0.2
Other specialty hospitals.....	6223		12/03	141.2	141.7	142.1	2.3	0.3
Other specialty hospitals.....	62231		12/03	141.2	141.7	142.1	2.3	0.3
Other specialty hospitals.....	622310		12/92	211.7	212.4	213.0	2.3	0.3
Primary services.....		622310-P	12/92	243.5	244.3	245.1	2.3	0.3
Specialty, except psychiatric and substance abuse, hospitals.....		622310-6	12/92	243.5	244.3	245.1	2.3	0.3
Nursing care facilities.....	6231		12/03	128.9	129.7	129.1	3.2	-0.5
Nursing care facilities.....	62311		12/03	128.9	129.7	129.1	3.2	-0.5
Nursing care facilities.....	623110		12/94	195.6	196.7	195.9	3.2	-0.4
Primary services.....		623110-P	12/94	196.6	197.8	196.9	3.3	-0.5
Public payors.....		623110-1	12/94	190.9	191.5	190.3	3.4	-0.6
Private payors.....		623110-3	12/94	206.1	208.1	207.7	3.2	-0.2
Other receipts.....		623110-SM	12/94	155.7	155.7	155.7	0.0	0.0
Residential mental retardation facilities.....	62321		12/03	135.5	135.3	135.6	4.2	0.2
Residential mental retardation facilities.....	623210		12/03	135.5	135.3	135.6	4.2	0.2
Primary services.....		623210-P	12/03	136.1	135.8	136.1	4.1	0.2
Residential mental retardation services.....		623210-1	12/03	136.1	135.8	136.1	4.1	0.2
Other receipts.....		623210-SM	07/06	114.7	118.8	118.8	-	0.0
Amusement and theme parks.....	7131		06/06	121.6	122.9	124.1	2.8	1.0
Amusement and theme parks.....	71311		06/06	121.4	122.7	123.9	2.8	1.0
Amusement and theme parks.....	713110		06/06	121.4	122.7	123.9	2.8	1.0
Primary services.....		713110-P	06/06	121.8	124.2	125.5	3.7	1.0
Amusement and theme park admissions.....		713110-1	06/06	127.6	131.0	133.0	5.3	1.5
Amusement and theme park food and beverage sales.....		713110-2	06/06	116.3	117.8	117.4	0.9	-0.3
Amusement and theme park merchandise sales, games, and other services.....		713110-3	06/06	105.7	105.7	105.8	-0.2	0.1
Other receipts.....		713110-SM	06/06	117.1	107.3	107.3	-7.3	0.0
Golf courses and country clubs.....	71391		12/05	109.3	109.9	109.7	1.1	-0.2
Golf courses and country clubs.....	713910		12/05	109.3	109.9	109.7	1.1	-0.2
Primary services.....		713910-P	12/05	108.7	109.4	109.2	1.1	-0.2
Membership dues and fees.....		713910-1	12/05	110.1	110.0	110.2	1.9	0.2
Greens and guest fees.....		713910-2	12/05	102.7	104.5	103.7	0.2	-0.8
Food and beverage sales.....		713910-3	12/05	112.4	112.9	112.9	3.1	0.0
Equipment rentals and all other golf services.....		713910-4	12/05	110.0	110.5	110.6	-2.6	0.1
Other receipts.....		713910-SM	12/05	116.3	116.3	116.3	1.6	0.0
Fitness and recreational sports centers.....	71394		12/04	101.2	101.3	101.3	1.8	0.0
Fitness and recreational sports centers.....	713940		12/04	101.2	101.3	101.3	1.8	0.0
Primary services.....		713940-P	12/04	100.5	100.4	100.4	1.8	0.0
Fitness and recreational facility memberships.....		713940-1	12/04	94.9	94.7	94.7	1.9	0.0
Recreational facility admissions, classes, and other fitness center services.....		713940-2	12/04	117.0	117.0	116.9	1.7	-0.1

See footnotes at end of table.

**Table 5. Producer price indexes for the net output of selected industries and their products, not seasonally adjusted — Continued**

Industry and product <sup>1</sup>	Industry code	Product code	Index base	Index			Percent change to Aug. 2011 from:	
				Apr. 2011 <sup>2</sup>	July 2011 <sup>2</sup>	Aug. 2011 <sup>2</sup>	Aug. 2010	July 2011
<b>Fitness and recreational sports centers - Continued</b>								
Other receipts.....		713940-SM	12/04	104.8	106.2	106.1	1.5	-0.1
Accommodation.....	721		12/96	142.5	143.5	145.3	2.9	1.3
Accommodation.....	7211		12/96	142.5	143.5	145.3	2.9	1.3
Hotels (exc casino hotels) and motels.....	72111		12/03	120.9	121.9	123.8	2.9	1.6
Hotels and motels, except casino hotels.....	721110		12/03	120.9	121.9	123.8	2.9	1.6
Primary services.....		721110-P	12/03	122.9	123.9	125.8	2.8	1.5
Guestroom rental.....		721110-1	12/03	125.6	127.0	129.5	3.2	2.0
Limited service hotels and motels guestroom rental.....		721110-101	06/93	158.7	165.0	169.8	3.7	2.9
Full service hotels and motels guestroom rental.....		721110-102	06/93	165.2	169.8	171.8	2.0	1.2
Luxury and resort hotels guestroom rental.....		721110-103	06/93	201.3	185.9	188.9	5.0	1.6
Hotel and motel food and beverage and related services.....		721110-2	12/03	115.2	114.7	114.9	1.0	0.2
Hotel and motel food and nonalcoholic beverage and related services.....		721110-201	12/03	113.7	113.3	113.6	1.4	0.3
Hotel and motel alcoholic beverage and related services.....		721110-202	12/03	121.2	119.7	119.7	-1.2	0.0
Other hotel and motel services.....		721110-5	12/10	100.9	101.7	101.9	-	0.2
Other receipts.....		721110-SM1	12/10	98.3	98.1	98.3	-	0.2
Casino hotels.....	72112		12/03	108.9	109.3	109.8	3.1	0.5
Casino hotels.....	721120		12/03	108.8	109.3	109.7	3.0	0.4
Primary services.....		721120-P	12/03	108.7	109.0	111.1	4.2	1.9
Casino hotel guestroom rental.....		721120-1	06/01	81.4	82.2	84.1	8.5	2.3
Casino hotel food and beverage and related services.....		721120-2	12/03	126.2	126.4	127.1	1.0	0.6
Casino hotel food and nonalcoholic beverage and related services.....		721120-201	12/03	123.1	123.4	124.3	1.4	0.7
Casino hotel alcoholic beverage and related services.....		721120-202	12/03	137.1	137.1	137.1	0.0	0.0
Casino gaming receipts.....		721120-5	06/01	108.4	108.6	111.0	4.4	2.2
Other casino hotel services.....		721120-6	06/11	-	100.0	100.0	-	0.0
Other receipts.....		721120-SM1	06/11	-	100.4	100.6	-	0.2
Commercial machinery repair and maintenance.....	8113		06/06	114.9	113.8	113.8	5.0	0.0
Commercial machinery repair and maintenance.....	81131		06/06	114.9	113.8	113.8	5.0	0.0
Commercial machinery repair and maintenance.....	811310		06/06	114.9	113.8	113.8	5.0	0.0
Primary services.....		811310-P	06/06	115.5	114.3	114.3	5.5	0.0
Other receipts.....		811310-SM	06/06	110.7	110.7	110.7	1.7	0.0
<b>Special indexes</b>								
General medical and surgical hospitals by payor type.....	62211A							
Medicare patients.....		62211A-2	12/92	159.2	159.3	159.3	1.4	0.0
Medicaid patients.....		62211A-4	12/92	140.0	139.2	139.0	1.2	-0.1
All other patients.....		62211A-6	12/92	205.3	206.9	207.6	3.5	0.3
Premiums for property and casualty insurance <sup>3</sup> .....	924126		06/98	131.7	132.0	132.5	3.0	0.4
Primary services.....		924126-P	06/98	131.8	132.2	132.7	3.1	0.4
Premiums for private passenger auto insurance.....		924126-1	06/98	138.2	138.1	139.0	4.6	0.7
Premiums for homeowner's insurance.....		924126-2	06/98	174.1	174.5	174.9	2.8	0.2
Premiums for commercial auto insurance.....		924126-3	06/98	110.9	109.9	109.9	-1.6	0.0
Premiums for non-auto liability insurance.....		924126-4	06/98	114.0	114.1	114.3	0.6	0.2
Premiums for medical malpractice insurance.....		924126-402	06/98	122.1	122.1	122.1	0.3	0.0
Premiums for product and other non-auto liability insurance.....		924126-403	06/98	111.8	111.9	112.1	0.6	0.2
Premiums for commercial multiple peril insurance.....		924126-5	06/98	114.7	114.7	115.5	0.6	0.7
Premiums for worker's compensation insurance.....		924126-6	06/98	111.1	111.1	110.7	-1.5	-0.4
Premiums for other property and casualty insurance.....		924126-7	12/03	112.3	114.5	114.5	3.4	0.0

1 Industry and product class indexes may include products not shown separately.

2 The indexes for April 2011 have been recalculated to incorporate late reports and corrections by respondents. All indexes are subject to revision 4 months after original publication.

3 The special index for 924126, in which prices reflect premiums only, contrasts with the index shown elsewhere in this table for NAICS 524126, where prices reflect premiums plus the amount of investment income earned on the invested portion of the premium.

"-" Data not available.

n.e.c. = Not elsewhere classified.

NOTE: NAICS replaced the SIC system beginning with the release of PPI data for January 2004. See <https://www.bls.gov/ppi/ppinaics.htm> for details.

NOTE: Titles of some industries and products are not shown in this table because they fail to meet our publication criteria.

**Table 6. Producer price indexes and percent changes for commodity and service groupings and individual items, not seasonally adjusted**  
 [1982=100 unless otherwise indicated]

Commodity	Commodity code	Other index base	Index			Percent change to Aug. 2011 from:	
			Apr. 2011 <sup>1</sup>	July 2011 <sup>1</sup>	Aug. 2011 <sup>1</sup>	Aug. 2010	July 2011
<b>Goods</b>							
<b>All commodities.....</b>			203.1	204.6	203.2	9.9	-0.7
<b>Industrial commodities.....</b>			204.2	206.1	203.8	8.7	-1.1
<b>Farm products, processed foods and feeds.....</b>			195.2	195.2	198.0	16.5	1.4
<b>Farm products.....</b>	01		191.1	187.5	191.7	29.2	2.2
Fruits & melons, fresh/dry vegs. & nuts.....	011		163.1	151.1	155.9	6.5	3.2
Fresh fruits and melons.....	0111		118.6	118.5	115.0	3.1	-3.0
Citrus fruits.....	0111-01		133.0	182.2	202.7	16.6	11.3
Grapefruits.....	0111-0101		246.6	259.4	259.4	-5.9	0.0
Lemons.....	0111-0104		223.2	277.2	-	-	-
Valencia oranges.....	0111-0105		93.3	115.6	134.9	27.0	16.7
Navel oranges.....	0111-0106		94.0	159.7	-	-	-
Tangerines.....	0111-0108	12/91	145.3	-	-	-	-
Tangelos.....	0111-0109	12/91	175.6	-	-	-	-
Other fruits and berries.....	0111-02		111.5	113.1	108.3	-0.6	-4.2
Plums and fresh prunes.....	0111-0201	12/91	-	161.6	126.0	-16.1	-22.0
Cherries.....	0111-0203	12/91	-	148.5	-	-	-
Pineapples.....	0111-0207	12/91	130.1	131.3	-	-	-
Granny Smith apples.....	0111-0208	12/91	116.4	-	-	-	-
Rome apples.....	0111-0209	12/91	141.6	-	-	-	-
Golden delicious apples.....	0111-0211	12/91	134.0	139.2	-	-	-
Red delicious apples.....	0111-0215		185.0	182.3	182.3	-	0.0
Table grapes.....	0111-0218		113.1	126.6	121.4	-5.7	-4.1
Peaches.....	0111-0219		-	115.2	102.0	-12.4	-11.5
Pears.....	0111-0221		126.9	-	101.7	-8.7	-
Strawberries.....	0111-0222		154.8	112.1	112.1	-8.7	0.0
Raspberries.....	0111-0224	12/91	45.4	28.2	30.9	6.2	9.6
Blackberries.....	0111-0225	12/91	-	51.5	56.7	35.6	10.1
Blueberries.....	0111-0227	12/91	-	23.1	23.6	40.5	2.2
Melons.....	0111-03	12/91	215.0	118.7	87.1	5.8	-26.6
Cantaloupes.....	0111-0301		166.1	161.1	100.7	28.3	-37.5
Honeydews.....	0111-0302	12/91	-	166.8	143.5	54.1	-14.0
Watermelons.....	0111-0303	12/91	416.4	150.9	122.3	-12.5	-19.0
Fresh and dry vegetables.....	0113		179.2	154.1	167.8	6.3	8.9
Dry vegetables.....	0113-01		168.9	182.9	212.1	53.9	16.0
Dry pea beans.....	0113-0101		197.8	211.0	251.9	53.1	19.4
Dry pinto beans.....	0113-0102	12/91	310.2	355.8	427.6	60.3	20.2
Dry great northern beans.....	0113-0103	12/91	384.1	384.1	439.0	42.9	14.3
Dry pink beans.....	0113-0104	12/91	308.2	-	-	-	-
Dry peas.....	0113-0105	12/91	199.0	208.7	218.4	36.1	4.6
Dry lentils.....	0113-0106	12/91	266.8	263.1	266.8	57.8	1.4
Fresh vegetables, except potatoes.....	0113-02		184.7	148.7	146.6	-6.8	-1.4
Cabbage.....	0113-0211		188.7	242.2	243.1	33.4	0.4
Carrots.....	0113-0212		290.3	201.2	195.9	-3.4	-2.6
Celery.....	0113-0213		198.8	229.1	192.5	13.8	-16.0
Sweet corn.....	0113-0214		117.9	117.4	123.7	51.8	5.4
Lettuce.....	0113-0215		188.7	107.2	92.4	-49.8	-13.8
Dry onions.....	0113-0216		106.0	157.6	158.9	-16.9	0.8
Tomatoes.....	0113-0217		265.5	161.5	153.2	-11.8	-5.1
Snap beans.....	0113-0218		215.3	417.2	345.1	46.7	-17.3
Green peas.....	0113-0219	12/91	86.0	124.4	157.1	100.1	26.3
Asparagus.....	0113-0221	12/91	254.1	-	-	-	-
Broccoli.....	0113-0222	12/91	144.4	101.0	129.5	32.3	28.2
Cauliflower.....	0113-0223	12/91	63.8	44.7	44.7	29.2	0.0
Spinach.....	0113-0224	12/91	465.4	389.5	440.1	-34.4	13.0
Greens.....	0113-0225	12/91	152.3	187.0	200.9	-11.9	7.4
Endive.....	0113-0226	12/91	605.4	555.4	498.3	7.3	-10.3
Green onions.....	0113-0227	12/91	217.2	-	-	-	-
Green peppers.....	0113-0228	12/91	267.8	195.8	187.3	11.6	-4.3
Eggplant.....	0113-0229	12/91	536.3	182.7	182.7	-32.6	0.0
Squash.....	0113-0231	12/91	161.7	190.0	255.1	23.3	34.3
Beets.....	0113-0232	12/91	149.9	182.8	181.7	21.8	-0.6
Radishes.....	0113-0233	12/91	289.2	-	-	-	-
Cucumbers.....	0113-0234	12/91	356.0	215.4	242.1	20.7	12.4
Sweet potatoes.....	0113-03		120.5	125.7	125.7	-5.8	0.0
Sweet potatoes.....	0113-0301	12/91	77.9	81.3	81.3	-5.7	0.0

See footnotes at end of table.

**Table 6. Producer price indexes and percent changes for commodity and service groupings and individual items, not seasonally adjusted — Continued**  
 [1982=100 unless otherwise indicated]

Commodity	Commodity code	Other index base	Index			Percent change to Aug. 2011 from:	
			Apr. 2011 <sup>1</sup>	July 2011 <sup>1</sup>	Aug. 2011 <sup>1</sup>	Aug. 2010	July 2011
Irish potatoes for consumer use.....	0113-04		219.5	236.1	258.1	56.8	9.3
Long white potatoes.....	0113-0401	12/91	—	206.7	—	—	—
Round white potatoes.....	0113-0402	12/91	254.5	173.7	385.2	114.2	121.8
Russet potatoes.....	0113-0403	12/91	204.9	251.5	223.7	43.5	-11.1
Round red potatoes.....	0113-0404	12/91	214.4	215.0	329.5	86.7	53.3
Irish potatoes for processing.....	0113-05	12/91	118.1	—	185.3	34.8	—
Irish potatoes for processing.....	0113-0501	12/91	118.1	—	185.3	34.8	—
Tree nuts.....	0119		1,033.9	1,033.9	1,033.9	18.6	0.0
Tree nuts.....	0119-01		1,033.9	1,033.9	1,033.9	18.6	0.0
Pecans.....	0119-0101		760.2	760.2	760.2	23.5	0.0
Almonds.....	0119-0102	12/91	233.9	233.9	233.9	16.8	0.0
Filberts.....	0119-0103	12/91	264.0	264.0	264.0	23.1	0.0
Walnuts.....	0119-0104	12/91	283.2	283.2	283.2	22.3	0.0
Grains.....	012		272.1	261.4	263.7	74.9	0.9
Wheat.....	0121		235.9	209.4	207.6	23.0	-0.9
Wheat.....	0121-01		235.9	209.4	207.6	23.0	-0.9
Hard red winter wheat.....	0121-0101		212.0	184.4	187.9	19.8	1.9
Hard red spring wheat.....	0121-0102		300.0	268.8	255.4	35.2	-5.0
Soft white wheat.....	0121-0103		191.5	160.6	163.9	8.1	2.1
Soft red winter wheat.....	0121-0104		247.2	194.9	203.7	3.7	4.5
Hard amber durum wheat.....	0121-0105	12/84	266.2	393.1	340.5	148.4	-13.4
Other grains.....	0122		291.0	284.3	287.6	94.3	1.2
Barley.....	0122-01		274.9	303.2	301.7	110.8	-0.5
Barley.....	0122-0101		274.9	303.2	301.7	110.8	-0.5
Corn.....	0122-02		287.1	279.8	283.2	94.4	1.2
Corn.....	0122-0205		287.1	279.8	283.2	94.4	1.2
Oats.....	0122-03		193.6	188.5	180.1	22.9	-4.5
Oats.....	0122-0311		193.6	188.5	180.1	22.9	-4.5
Sorghum.....	0122-05	12/91	285.5	275.0	279.6	95.3	1.7
Sorghum.....	0122-0501	12/91	285.5	275.0	279.6	95.3	1.7
Rough rice.....	0123	12/91	102.9	98.9	104.5	16.9	5.7
Rough rice.....	0123-01	12/91	102.9	98.9	104.5	16.9	5.7
Rough rice.....	0123-0103	12/04	175.0	168.2	177.7	16.8	5.6
Slaughter livestock.....	013		167.0	158.3	166.9	23.6	5.4
Slaughter cattle.....	0131		179.6	166.1	171.0	22.2	3.0
Slaughter steers and heifers.....	0131-01		180.1	166.8	174.0	23.8	4.3
Slaughter steers and heifers.....	0131-0199	12/91	170.6	158.0	164.9	23.8	4.4
Slaughter cows and bulls.....	0131-02		178.3	162.2	151.5	11.7	-6.6
Slaughter cows and bulls.....	0131-0299	12/91	160.3	145.9	136.2	11.6	-6.6
Slaughter vealers.....	0131-03		63.9	67.4	68.5	22.3	1.6
Slaughter vealers.....	0131-0399	12/91	55.2	58.2	59.1	22.1	1.5
Slaughter hogs.....	0132		113.4	116.9	133.0	28.0	13.8
Slaughter barrows and gilts.....	0132-01		112.3	116.7	132.2	30.0	13.3
Slaughter barrows and gilts.....	0132-0199	12/91	169.8	176.4	199.9	30.1	13.3
Slaughter sows.....	0132-02		128.2	117.9	143.6	2.9	21.8
Slaughter sows.....	0132-0299	12/91	222.5	204.6	249.4	3.0	21.9
Slaughter lambs.....	0133		296.8	271.8	257.4	20.0	-5.3
Slaughter lambs.....	0133-01		296.8	271.8	257.4	20.0	-5.3
Slaughter lambs.....	0133-0199	12/91	342.3	313.5	296.9	20.0	-5.3
Slaughter poultry.....	014		213.1	206.5	209.1	0.2	1.3
Slaughter chickens.....	0141		219.6	207.6	210.2	-1.8	1.3
Slaughter chickens.....	0141-02		222.7	210.5	213.2	-1.8	1.3
Slaughter chickens.....	0141-0299	12/91	214.4	202.7	205.3	-1.8	1.3
Slaughter turkeys.....	0142		189.9	206.2	209.1	10.2	1.4
Slaughter turkeys.....	0142-01		189.9	206.2	209.1	10.2	1.4
Slaughter turkeys.....	0142-0199	12/91	172.8	187.6	190.3	10.2	1.4
Slaughter ducks.....	0143	12/91	231.0	235.3	235.3	3.5	0.0
Slaughter ducks.....	0143-01	12/91	231.0	235.3	235.3	3.5	0.0
Slaughter ducks.....	0143-0199	12/91	231.0	235.3	235.3	3.5	0.0
Plant and animal fibers.....	015		146.9	134.3	141.7	9.3	5.5
Raw cotton.....	0151		145.4	132.8	140.1	8.9	5.5
Raw cotton.....	0151-01		145.4	132.8	140.1	8.9	5.5
Raw cotton.....	0151-0101		145.4	132.8	140.1	8.9	5.5

See footnotes at end of table.

**Table 6. Producer price indexes and percent changes for commodity and service groupings and individual items, not seasonally adjusted — Continued**  
 [1982=100 unless otherwise indicated]

Commodity	Commodity code	Other index base	Index			Percent change to Aug. 2011 from:	
			Apr. 2011 <sup>1</sup>	July 2011 <sup>1</sup>	Aug. 2011 <sup>1</sup>	Aug. 2010	July 2011
Wool.....	0152		205.1	227.4	-	-	-
Wool.....	0152-01		205.1	227.4	-	-	-
Wool.....	0152-0199	12/91	304.3	337.5	-	-	-
Fluid milk.....	016		146.5	165.2	164.5	31.7	-0.4
Milk, eligible for fluid use.....	0161		147.1	165.9	165.1	31.8	-0.5
Milk, eligible for fluid use.....	0161-01		147.1	165.9	165.1	31.8	-0.5
Milk, eligible for fluid use.....	0161-0102		147.1	165.9	165.1	31.8	-0.5
Chicken eggs.....	017		171.3	150.9	181.0	47.0	19.9
Chicken eggs.....	0171		171.3	150.9	181.0	47.0	19.9
Eggs for fresh use.....	0171-07	12/91	148.2	128.1	148.5	37.8	15.9
Eggs, jumbo.....	0171-0701	12/84	154.8	150.2	177.7	36.2	18.3
Eggs, extra large.....	0171-0702	12/84	170.8	150.0	187.5	43.7	25.0
Eggs, large.....	0171-0703		179.9	158.0	182.5	37.9	15.5
Eggs, medium.....	0171-0704	12/84	165.5	127.3	133.1	28.2	4.6
Eggs, small.....	0171-0705	12/84	144.9	122.0	117.1	20.8	-4.0
Breaker stock and checks and undergrades.....	0171-08	12/91	145.4	136.2	180.6	80.2	32.6
Breaker stock.....	0171-0801	12/91	145.2	136.6	176.7	74.6	29.4
Checks and undergrades.....	0171-0802	12/91	154.9	140.8	218.2	121.5	55.0
Hay, hayseeds and oilseeds.....	018		252.2	269.3	261.7	33.0	-2.8
Alfalfa hay.....	0181		285.9	348.6	352.3	64.6	1.1
Alfalfa hay.....	0181-01		285.9	348.6	352.3	64.6	1.1
Alfalfa hay.....	0181-0101		285.9	348.6	352.3	64.6	1.1
Oilseeds.....	0183		241.7	251.3	242.1	27.4	-3.7
Oilseeds.....	0183-01		241.7	251.3	242.1	27.4	-3.7
Peanuts.....	0183-0111		102.9	114.9	112.4	16.5	-2.2
Cottonseed.....	0183-0121		-	-	269.8	-	-
Soybeans.....	0183-0131		224.5	232.7	222.1	26.0	-4.6
Flaxseed.....	0183-0151	12/91	271.3	311.5	295.4	32.4	-5.2
Sunflower.....	0183-0161	12/91	276.2	297.3	317.3	132.1	6.7
<b>Processed foods and feeds.....</b>	<b>02</b>		<b>197.1</b>	<b>199.2</b>	<b>201.2</b>	<b>10.7</b>	<b>1.0</b>
Cereal and bakery products.....	021		236.1	238.2	239.1	9.3	0.4
Bakery products.....	0211		250.8	254.8	254.5	4.8	-0.1
Bread, including frozen.....	0211-02	06/06	122.3	125.1	123.9	4.6	-1.0
Bread, including frozen.....	0211-0201	06/06	122.3	125.1	123.9	4.6	-1.0
Bread rolls, muffins, bagels, & croissants.....	0211-05		258.6	259.4	259.5	4.3	0.0
Bread rolls, muffins, bagels, & croissants.....	0211-0505	06/06	126.1	126.6	126.6	4.3	0.0
Other sweet goods, except frozen.....	0211-07		236.5	240.2	240.1	6.1	0.0
Other sweet goods, except frozen.....	0211-0703	06/99	147.0	149.3	149.2	6.0	-0.1
Soft cakes.....	0211-08		271.4	287.1	280.9	8.0	-2.2
Soft cakes.....	0211-0803	06/99	139.2	147.3	144.1	8.1	-2.2
Pies.....	0211-09		298.5	309.4	309.4	38.8	0.0
Pies.....	0211-0903	06/99	150.3	155.8	155.8	38.9	0.0
Cookies, crackers, and related products.....	0211-21		224.8	226.1	228.9	2.4	1.2
Cookies, wafers, and ice cream cones and cups, except frozen.....	0211-2103	06/83	204.2	204.9	209.2	3.3	2.1
Crackers, soft pretzels, biscuits, and related products.....	0211-2104	06/83	239.8	241.9	241.9	1.1	0.0
Flour and flour base mixes and doughs.....	0212		207.1	205.5	204.9	12.2	-0.3
Wheat flour.....	0212-03		232.0	222.4	221.7	13.6	-0.3
Wheat flour.....	0212-0301	06/83	226.5	217.1	216.5	13.6	-0.3
Flour base mixes and doughs.....	0212-04		184.7	191.6	191.1	10.3	-0.3
Flour base mixes and doughs.....	0212-0401	06/83	194.1	201.3	200.8	10.3	-0.2
Milled rice.....	0213		193.4	194.5	198.5	17.8	2.1
Head rice.....	0213-01		205.1	205.9	208.6	18.6	1.3
Head rice.....	0213-0106	06/03	198.6	199.4	202.0	18.5	1.3
Other milled rice and byproducts.....	0213-02	06/84	115.1	117.2	125.0	13.6	6.7
Other milled rice and byproducts.....	0213-0201	06/84	115.1	117.2	125.0	13.6	6.7
Other cereals.....	0214		224.9	226.5	230.0	15.9	1.5
Pasta products.....	0214-02	06/85	181.0	183.5	187.2	10.8	2.0
Pasta products.....	0214-0203	12/02	149.0	151.0	154.0	10.8	2.0
Dry macaroni, spaghetti, vermicelli, & other pasta prods, mitse (except canned or frozen).....	0214-020301	06/09	99.2	100.5	102.7	12.1	2.2
Dry macaroni, spaghetti, vermicelli, & other macaroni prods, mitse, pkgd with other ingredients.....	0214-020302	06/09	97.4	98.7	99.9	4.4	1.2
Other cereals except pasta products.....	0214-09	06/85	217.2	218.5	221.7	16.8	1.5

See footnotes at end of table.



**Table 6. Producer price indexes and percent changes for commodity and service groupings and individual items, not seasonally adjusted — Continued**  
 [1982=100 unless otherwise indicated]

Commodity	Commodity code	Other index base	Index			Percent change to Aug. 2011 from:	
			Apr. 2011 <sup>1</sup>	July 2011 <sup>1</sup>	Aug. 2011 <sup>1</sup>	Aug. 2010	July 2011
Breakfast cereals, instant, hot, and cooked (including infant cereals).....	0214-0903	12/00	124.8	122.1	122.7	7.6	0.5
Ready-to-serve breakfast cereals, except infant cereals.....	0214-0904	12/83	209.4	211.2	211.4	3.0	0.1
Manufactured starch.....	0214-0907	06/85	224.5	231.5	230.0	29.6	-0.6
Wheat mill products, corn mill products, and other grain mill products except flour.....	0214-0908	06/98	219.0	215.6	230.8	56.4	7.1
Meats, poultry, and fish.....	022		173.3	169.6	173.0	9.5	2.0
Meats.....	0221		174.5	170.1	174.2	14.9	2.4
Beef and veal products, fresh or frozen.....	0221-01		189.1	178.0	180.1	17.2	1.2
Beef fresh/frozen whole, half carcass, primal cut beef.....	0221-0103	06/01	138.8	135.0	134.5	12.4	-0.4
Boneless beef, fresh/frozen, inc. ground bulk/patty.....	0221-0126	06/08	137.3	127.4	114.1	14.0	-10.4
Other beef product, fresh or frozen, inc. organ cuts, misp.....	0221-0128	06/01	297.6	310.0	314.4	25.7	1.4
Veal, fresh or frozen, not canned or sausage, misp.....	0221-0129	12/88	105.1	106.4	106.9	16.6	0.5
Fresh/frozen subprimal & fabricated cuts (boxed beef), not canned/sausage misp.....	0221-0133	12/95	166.8	154.1	163.4	18.8	6.0
Lamb or mutton, fresh or frozen, made in slaughtering plants....	0221-03		314.1	327.1	319.4	14.0	-2.4
Lamb or mutton, fresh or frozen, made in slaughtering plants...	0221-0321	12/88	251.2	261.6	255.4	14.0	-2.4
Pork products, fresh, frozen or processed.....	0221-04		160.3	161.5	170.5	16.0	5.6
Pork, fresh/frozen, unprocessed, all cuts, ex. sausage.....	0221-0444	06/01	125.8	126.3	137.0	17.2	8.5
Pork, processed or cured, not canned or sausage.....	0221-0447	06/01	131.9	133.6	134.5	14.0	0.7
Other meats, fresh, frozen, or canned.....	0221-05		157.5	157.9	159.9	9.8	1.3
Fresh/processed sausage, deli & cooked meats, etc.....	0221-0503	06/01	135.0	136.3	137.0	7.1	0.5
Boxed meat (beef, pork, lamb, etc.), made from purchased carcasses.....	0221-0504	06/08	118.8	122.7	123.8	19.0	0.9
Frozen ground meat patties, made from purchased carcasses.....	0221-0505	06/08	129.1	128.6	125.3	13.1	-2.6
Canned meats, excluding dog, cat, and baby food.....	0221-0579	12/88	155.4	-	164.2	7.0	-
Portion control & other meat-type products.....	0221-0586	12/01	115.4	114.2	115.6	6.4	1.2
Processed poultry.....	0222		140.6	138.9	141.9	-0.8	2.2
Young chickens (broilers/fryers/roasters).....	0222-03		142.9	140.8	143.2	-3.9	1.7
Young chickens (broilers/fryers/roasters).....	0222-0333	12/90	141.1	139.1	141.5	-3.9	1.7
Turkeys (toms/hens), inc. whole/parts/ground.....	0222-06		145.4	148.1	150.7	14.1	1.8
Turkeys (toms/hens), inc. whole/parts/ground.....	0222-0611	12/90	144.3	147.0	149.5	14.0	1.7
Canned, cooked, smoked or prepared poultry.....	0222-08		135.9	132.4	138.1	1.6	4.3
Canned, cooked, smoked or prepared poultry.....	0222-0811	12/90	111.6	108.8	113.5	1.7	4.3
Unprocessed and packaged fish.....	0223		296.2	289.7	286.2	6.5	-1.2
Unprocessed finfish.....	0223-01		476.2	404.3	384.9	3.1	-4.8
Haddock.....	0223-0101		193.8	249.1	188.7	64.5	-24.2
Halibut.....	0223-0102		-	-	625.7	18.6	-
Flounder.....	0223-0131	12/91	113.2	99.4	94.6	-9.6	-4.8
Cod.....	0223-0132	12/91	218.8	152.4	179.8	30.3	18.0
Pollock.....	0223-0133	12/91	125.0	97.3	64.4	-38.8	-33.8
Other finfish.....	0223-0199	12/91	296.2	338.2	288.8	-12.4	-14.6
Fresh packaged fish and seafood.....	0223-02		349.1	341.7	344.6	7.7	0.8
Fresh packaged fish and seafood.....	0223-0209	12/82	300.4	294.0	296.5	7.7	0.9
Frozen packaged fish and seafood.....	0223-03		223.6	222.5	224.4	8.0	0.9
Frozen packaged fish, excluding shellfish.....	0223-0311	12/82	258.3	258.4	260.6	10.3	0.9
Frozen packaged shellfish and other seafood.....	0223-0313	12/82	188.3	185.7	187.5	4.5	1.0
Canned and cured seafood.....	0223-04		129.9	132.8	133.2	3.7	0.3
Canned and cured seafood.....	0223-0429	12/84	147.3	150.5	151.0	3.6	0.3
Unprocessed shellfish.....	0223-05	12/91	155.4	172.4	157.5	6.5	-8.6
Shrimp.....	0223-0501	12/91	113.2	102.7	101.4	2.2	-1.3
Crabs.....	0223-0502	12/91	118.9	190.1	192.3	10.3	1.2
Lobsters.....	0223-0503	12/91	125.1	146.1	101.0	16.2	-30.9
Clams.....	0223-0504	12/91	188.9	161.5	-	-	-
Other shellfish.....	0223-0599	12/91	166.9	160.7	168.0	9.6	4.5
Dairy products.....	023		192.9	204.5	208.2	17.8	1.8
Fluid milk products.....	0231		223.7	232.6	236.2	15.8	1.5
Packaged fluid milk and related products.....	0231-03	12/82	228.4	236.8	240.7	16.8	1.6
Fluid whole milk.....	0231-0301		222.2	230.9	234.0	18.1	1.3
Reduced fat and lowfat milk (1/2-2).....	0231-0302	12/82	246.2	255.1	261.2	17.6	2.4
Fat free or skim milk.....	0231-0303	12/82	242.6	254.2	258.9	18.0	1.8
Cream: light, heavy, sour, half & half, and whipped.....	0231-0304	12/82	207.4	212.7	213.8	10.9	0.5
Cottage cheese.....	0231-04	12/82	231.8	241.7	242.3	11.9	0.2
Cottage cheese.....	0231-0401	12/82	231.8	241.7	242.3	11.9	0.2
Other milk products.....	0231-05	12/82	188.9	193.4	194.7	6.7	0.7
Other milk products.....	0231-0501	12/82	188.9	193.4	194.7	6.7	0.7
Bulk fluid milk and cream.....	0231-06	12/91	169.3	179.2	182.8	19.6	2.0

See footnotes at end of table.

**Table 6. Producer price indexes and percent changes for commodity and service groupings and individual items, not seasonally adjusted — Continued**  
 [1982=100 unless otherwise indicated]

Commodity	Commodity code	Other index base	Index			Percent change to Aug. 2011 from:	
			Apr. 2011 <sup>1</sup>	July 2011 <sup>1</sup>	Aug. 2011 <sup>1</sup>	Aug. 2010	July 2011
Bulk fluid milk and cream.....	0231-0601	12/91	169.3	179.2	182.8	19.6	2.0
Butter.....	0232		145.1	144.4	148.5	11.6	2.8
Butter.....	0232-01		145.1	144.4	148.5	11.6	2.8
Butter.....	0232-0114	06/84	144.8	144.1	148.3	11.6	2.9
Natural, processed, and imitation cheese.....	0233		162.4	177.9	184.6	24.1	3.8
Natural cheese, except cottage cheese.....	0233-02		153.8	174.4	178.9	23.5	2.6
Natural cheese, except cottage cheese.....	0233-0212	06/88	168.7	191.3	196.3	23.6	2.6
Natural cheese, except lowfat, shipped in consumer packages or containers (3 lbs or less).....	0233-02121	12/07	110.3	117.2	115.3	13.5	-1.6
Natural cheese, except lowfat, shipped in packages or containers (more than 3 lbs) or bulk.....	0233-02122	12/07	83.3	97.5	102.9	29.4	5.5
Lowfat natural cheese, except cottage cheese, shipped in consumer packages (3 lbs. or less).....	0233-02123	06/10	110.9	124.4	125.4	21.5	0.8
Lowfat natural cheese, except cottage cheese, shipped in packages (more than 3 lbs.) or in bulk.....	0233-02124	06/10	113.0	144.6	145.4	31.8	0.6
Process cheese and related products.....	0233-03		166.9	164.2	177.0	25.9	7.8
Process cheese and related products.....	0233-0312	06/88	177.4	174.5	188.2	25.9	7.9
Process cheese, shipped in consumer packages or containers (3 lbs. or less).....	0233-03121	06/10	106.6	107.5	107.4	7.6	-0.1
All other process cheese and related products.....	0233-03122	06/10	128.2	125.1	138.3	32.9	10.6
Cheese substitutes and imitations.....	0233-04	06/88	257.8	264.6	277.6	19.7	4.9
Cheese substitutes and imitations.....	0233-0401	06/88	257.8	264.6	277.6	19.7	4.9
Liquid raw whey.....	0233-07	12/04	183.7	232.4	232.5	52.7	0.0
Liquid raw whey.....	0233-0701	12/04	183.7	232.4	232.5	52.7	0.0
Ice cream and frozen desserts.....	0234		203.4	214.0	212.1	9.9	-0.9
Ice cream and frozen desserts.....	0234-02	06/83	200.6	211.1	209.2	9.9	-0.9
Ice cream and frozen desserts.....	0234-0201	06/83	200.6	211.1	209.2	9.9	-0.9
Dry, condensed, and evaporated milk products.....	0235		190.8	201.2	200.4	16.3	-0.4
Dry milk products, including feed grade.....	0235-02	12/83	168.9	179.2	175.2	17.7	-2.2
Dry milk products, including feed grade.....	0235-0201	12/83	168.9	179.2	175.2	17.7	-2.2
Liquid milk products.....	0235-03	12/83	221.5	228.9	235.4	10.2	2.8
Consumer-type canned milk products.....	0235-0301	12/83	241.2	243.6	249.7	4.8	2.5
Bulk liquid milk products, including feed grade.....	0235-0303	12/83	184.9	204.5	211.9	28.0	3.6
Ice cream mixes and related products.....	0235-05	06/02	147.9	159.2	159.7	27.7	0.3
Ice cream mixes and related products.....	0235-0502	06/02	147.9	159.2	159.7	27.7	0.3
Processed fruits and vegetables.....	024		179.9	183.5	186.7	5.8	1.7
Canned fruits and juices.....	0241		193.8	196.8	195.9	5.0	-0.5
Canned fruits.....	0241-01		179.2	183.9	180.5	3.7	-1.8
Canned fruits.....	0241-0105	12/87	157.9	162.0	159.0	3.7	-1.9
Canned or fresh fruit juices.....	0241-02		204.1	206.4	206.6	5.6	0.1
Canned or fresh fruit juices.....	0241-0239	12/87	168.0	169.9	170.0	5.5	0.1
Frozen fruits, juices and ades.....	0242		179.6	180.3	199.7	25.2	10.8
Frozen fruits, melons, and berries.....	0242-02		177.5	178.7	204.2	13.4	14.3
Frozen fruits, melons, and berries.....	0242-0209	12/90	167.5	168.6	192.7	13.4	14.3
Frozen juices and ades.....	0242-03		180.1	180.5	198.0	29.8	9.7
Frozen orange juice.....	0242-0301		169.6	170.8	188.8	30.2	10.5
Canned vegetables and juices.....	0244		164.4	166.7	168.4	2.3	1.0
Canned vegetables and juices.....	0244-01		164.4	166.7	168.4	2.3	1.0
Canned vegetables, excl. hominy and mushrooms.....	0244-0102	12/87	169.6	175.4	181.7	7.1	3.6
Catsup and other tomato sauces.....	0244-0127	12/87	153.5	153.6	152.3	-1.1	-0.8
Canned vegetable juices.....	0244-0139	12/87	124.9	124.4	125.2	0.6	0.6
Frozen vegetables.....	0245		176.0	184.0	188.2	4.7	2.3
Frozen potatoes.....	0245-02	12/90	170.9	181.4	187.2	6.9	3.2
Frozen French fried potatoes.....	0245-0201		212.9	-	-	-	-
Other frozen potato products.....	0245-0209		199.6	205.6	212.3	8.7	3.3
Frozen vegetables, except potatoes.....	0245-05	12/90	126.8	129.7	130.8	1.4	0.8
Frozen vegetable combinations.....	0245-0521	12/90	113.5	115.8	115.8	1.2	0.0
Frozen vegetables, exc. potatoes & vegetable combinations. ...	0245-0541	06/97	123.8	126.7	128.1	1.5	1.1
Dried and dehydrated food.....	0248	12/03	139.8	142.0	142.5	3.7	0.4
Dried and dehydrated food.....	0248-01	12/03	139.8	142.0	142.5	3.7	0.4
Dried and dehydrated food.....	0248-0101	12/03	139.8	142.0	142.5	3.7	0.4
Sugar and confectionery.....	025		213.8	219.0	216.9	9.4	-1.0
Raw cane sugar and byproducts.....	0252		200.6	193.0	205.7	13.4	6.6
Raw cane sugar and byproducts.....	0252-01		200.6	193.0	205.7	13.4	6.6
Refined sugar and byproducts.....	0253		200.0	215.3	204.1	15.2	-5.2
Refined sugar and byproducts.....	0253-07	12/02	166.6	179.2	170.0	15.3	-5.1

See footnotes at end of table.

**Table 6. Producer price indexes and percent changes for commodity and service groupings and individual items, not seasonally adjusted — Continued**  
 [1982=100 unless otherwise indicated]

Commodity	Commodity code	Other index base	Index			Percent change to Aug. 2011 from:	
			Apr. 2011 <sup>1</sup>	July 2011 <sup>1</sup>	Aug. 2011 <sup>1</sup>	Aug. 2010	July 2011
Refined cane sugar and byproducts.....	0253-0701	12/02	167.8	190.2	172.9	13.7	-9.1
Refined beet sugar and byproducts.....	0253-0702	12/02	164.9	165.2	166.2	17.4	0.6
Confectionery materials.....	0254		184.6	186.4	187.0	10.6	0.3
Confectionery materials.....	0254-01		184.6	186.4	187.0	10.6	0.3
Chocolate coatings.....	0254-0104	06/83	145.3	143.3	142.8	3.1	-0.3
Other chocolate and cocoa products.....	0254-0105	06/83	220.6	224.1	223.7	10.0	-0.2
Corn sweeteners.....	0254-0107	06/85	205.5	208.0	209.1	12.1	0.5
Confectionery end products.....	0255		248.9	253.2	252.0	7.1	-0.5
Chewing gum.....	0255-02		238.3	241.0	241.0	1.1	0.0
Chewing gum.....	0255-0201		238.3	241.0	241.0	1.1	0.0
Candy and nuts.....	0255-03	06/83	223.0	227.1	225.9	8.1	-0.5
Chocolate and chocolate-type confectionery products.....	0255-0301	06/83	225.0	226.8	226.6	7.9	-0.1
Nonchocolate confectionery products.....	0255-0302	06/83	204.7	211.0	208.0	6.6	-1.4
Nuts and seeds (salted, roasted, cooked or blanched).....	0255-0304	06/91	164.1	169.2	168.1	11.0	-0.7
Other confectionery products.....	0255-0305	06/91	124.3	124.7	124.7	0.3	0.0
Sweetening syrups and molasses.....	0255-04	12/85	154.9	-	-	-	-
Sweetening syrups and molasses.....	0255-0401	12/85	154.9	-	-	-	-
Beverages and beverage materials.....	026		185.8	189.2	188.9	4.1	-0.2
Alcoholic beverages.....	0261		179.8	179.7	179.6	3.4	-0.1
Malt beverages.....	0261-01		183.9	183.9	183.9	3.9	0.0
Bottled beer and ale.....	0261-0101		158.1	158.2	158.2	5.0	0.0
Canned beer and ale.....	0261-0103		194.2	194.2	194.2	3.5	0.0
Beer and ale in barrels and kegs.....	0261-0105	06/82	235.3	235.3	235.3	3.3	0.0
Other malt beverages and brewing products.....	0261-0108	12/03	116.0	116.9	116.9	0.4	0.0
Distilled & bottled liquor (excluding brandy), and distilled grains... Distilled & bottled liquor (excluding brandy), and distilled grains.....	0261-02 0261-0215	06/83	185.1 202.6	185.3 202.8	184.4 201.8	7.5 7.6	-0.5 -0.5
Wines, brandy, and brandy spirits.....	0261-04	12/83	166.4	166.0	166.1	0.4	0.1
Wines, brandy, and brandy spirits.....	0261-0441	06/06	106.1	105.9	105.9	0.4	0.0
Soft drinks.....	0262		182.6	187.4	187.1	2.5	-0.2
Noncarbonated soft drinks.....	0262-06		177.9	188.8	182.4	0.0	-3.4
Bottled water manufacturing.....	0262-0608	12/03	93.1	95.9	95.9	1.8	0.0
Noncarbonated soft drinks.....	0262-0609		188.6	201.5	193.2	-0.4	-4.1
Bottled carbonated soft drinks.....	0262-07	12/96	149.4	151.5	153.8	4.3	1.5
Bottled carbonated soft drinks.....	0262-0705	12/96	146.8	148.9	151.2	4.3	1.5
Canned carbonated soft drinks.....	0262-08	12/96	126.4	127.4	128.7	2.6	1.0
Canned carbonated soft drinks.....	0262-0801	12/96	126.4	127.4	128.7	2.6	1.0
Packaged beverage materials.....	0263		208.6	225.3	223.6	17.9	-0.8
Coffee (whole bean, ground, & instant).....	0263-01		216.3	235.6	233.5	20.3	-0.9
Soluble (instant) coffee.....	0263-0103		177.4	179.0	179.4	1.6	0.2
Ground roasted and whole bean coffee.....	0263-0104	06/88	191.5	210.7	208.5	23.2	-1.0
Tea in consumer packages, exc. canned ice tea.....	0263-03		161.6	163.2	163.6	1.9	0.2
Tea in consumer packages, exc. canned ice tea.....	0263-0313	12/85	137.1	138.4	138.7	1.9	0.2
Other beverage materials.....	0264		202.7	202.9	202.9	1.0	0.0
Other beverage materials.....	0264-01		202.7	202.9	202.9	1.0	0.0
Malt and malt by-products.....	0264-0101		126.9	125.4	123.9	-6.8	-1.2
Liquid beverage bases, not used for soft drinks.....	0264-0109	12/85	171.2	172.8	172.8	0.7	0.0
Liquid beverage bases, used for soft drink.....	0264-0111	12/85	227.0	227.2	227.7	2.1	0.2
Fats and oils.....	027		302.6	312.2	316.3	36.3	1.3
Animal fats and oils, made in slaughtering plants.....	0271		308.3	335.4	356.9	67.5	6.4
Animal fats and oils, made in slaughtering plants.....	0271-01		308.3	335.4	356.9	67.5	6.4
Animal fats and oils, made in slaughtering plants.....	0271-0117	06/01	355.5	386.8	411.6	67.5	6.4
Shortening and cooking oil.....	0278		303.9	307.7	308.2	33.0	0.2
Shortening and cooking oil.....	0278-01		303.9	307.7	308.2	33.0	0.2
Shortening, 100 percent vegetable.....	0278-0102	12/89	157.9	153.7	170.6	27.2	11.0
Margarine.....	0278-0109		308.0	359.8	335.5	17.2	-6.8
Salad and cooking oils.....	0278-0111		303.1	305.6	288.7	30.6	-5.5
All other fully refined oils.....	0278-0113		256.7	246.3	249.9	34.7	1.5
Other oilseed processing.....	027A	12/04	217.4	229.8	240.6	40.3	4.7
Other oilseed processing.....	027A-01	12/04	217.4	229.8	240.6	40.3	4.7
Other oilseed processing.....	027A-0101	12/04	217.4	229.8	240.6	40.3	4.7
Miscellaneous processed foods.....	028		205.8	206.9	208.3	3.7	0.7
Jams, jellies, and preserves.....	0281		164.1	167.0	170.0	6.4	1.8
Jams, jellies, and preserves.....	0281-01		164.1	167.0	170.0	6.4	1.8
Jams, jellies, and preserves.....	0281-0102	12/87	145.3	147.8	150.4	6.4	1.8

See footnotes at end of table.

**Table 6. Producer price indexes and percent changes for commodity and service groupings and individual items, not seasonally adjusted — Continued**  
 [1982=100 unless otherwise indicated]

Commodity	Commodity code	Other index base	Index			Percent change to Aug. 2011 from:	
			Apr. 2011 <sup>1</sup>	July 2011 <sup>1</sup>	Aug. 2011 <sup>1</sup>	Aug. 2010	July 2011
Pickles and pickle products.....	0282		212.6	213.4	216.4	2.3	1.4
Pickles and pickle products.....	0282-01		212.6	213.4	216.4	2.3	1.4
Pickles and pickle products.....	0282-0106	12/86	190.0	190.7	193.5	2.4	1.5
Processed eggs, liquid, dried, or frozen.....	0283		162.4	155.7	177.1	44.9	13.7
Processed eggs, liquid, dried, or frozen.....	0283-01		162.4	155.7	177.1	44.9	13.7
Processed eggs, liquid, dried, or frozen.....	0283-0111	12/90	133.6	128.1	145.7	45.0	13.7
Canned specialties.....	0284		207.9	209.0	214.0	0.0	2.4
Canned specialties.....	0284-01		207.9	209.0	214.0	0.0	2.4
Canned dry beans.....	0284-0102	12/82	151.2	151.5	160.7	7.0	6.1
Canned soups.....	0284-0104	12/82	270.9	272.9	274.6	-3.8	0.6
Canned baby foods (except cereal & biscuits) and other canned specialties and nationality foods.....	0284-0105	06/08	102.6	102.7	106.8	4.3	4.0
Frozen specialties.....	0285		179.3	181.7	181.5	2.9	-0.1
Frozen specialties.....	0285-01		179.3	181.7	181.5	2.9	-0.1
Frozen bakery products.....	0285-0109	12/82	239.9	244.9	245.0	4.0	0.0
Frozen soft cakes (including pound, layer, sheet, cheese, etc.).....	0285-01091	12/09	105.3	106.6	106.3	6.1	-0.3
Frozen pies.....	0285-01092	12/09	91.0	91.4	92.2	1.0	0.9
All other frozen pastries.....	0285-01093	12/09	100.8	104.3	104.1	4.4	-0.2
Frozen dinners, entrees and side dishes.....	0285-0111	12/82	159.4	161.7	161.3	2.0	-0.2
Other frozen specialties.....	0285-0113	12/82	177.8	177.9	177.9	3.7	0.0
Sauces and marinades, except tomato.....	0286		180.8	183.2	184.0	0.5	0.4
Sauces and marinades, except tomato.....	0286-01		180.8	183.2	184.0	0.5	0.4
Sauces and marinades, except tomato.....	0286-0103	12/86	150.0	152.0	152.6	0.5	0.4
Other miscellaneous processed foods.....	0289		219.2	220.3	220.1	2.6	-0.1
Other miscellaneous processed foods.....	0289-01		219.2	220.3	220.1	2.6	-0.1
Mayonnaise, salad dressings, and sandwich spreads.....	0289-0102	12/86	213.0	217.0	219.3	12.9	1.1
Dry mix preparations.....	0289-0148	06/91	127.6	127.8	127.8	-5.8	0.0
Perishable non-frozen prepared food manufacturing, including tortillas.....	0289-0149	06/91	154.6	152.9	151.9	2.6	-0.7
Flavoring extracts, emulsions & other liquid flavors.....	0289-0151	12/85	157.5	156.0	157.4	4.1	0.9
Other flavoring agents, except chocolate syrup.....	0289-0154	12/00	110.5	111.1	110.6	0.5	-0.5
Spices.....	0289-0156	06/91	194.6	199.2	199.3	5.0	0.1
Peanut butter.....	0289-0158	06/91	120.8	123.2	125.9	4.7	2.2
Ice.....	0289-0161	12/85	190.3	192.3	194.0	1.8	0.9
Dairy product substitutes.....	0289-0162	06/92	151.3	154.2	154.2	4.6	0.0
Chips (potato, corn, etc.).....	0289-0172	12/85	202.0	202.9	203.1	1.4	0.1
Cider and vinegar.....	0289-0174	12/85	134.9	132.3	135.9	7.8	2.7
Other food preparations.....	0289-0175	12/85	188.8	189.7	189.7	4.1	0.0
Prepared animal feeds.....	029		204.4	206.5	208.4	22.9	0.9
Soybean cake, meal, and other byproducts.....	0292		150.9	153.4	151.2	10.7	-1.4
Soybean cake, meal, and other byproducts.....	0292-01		150.9	153.4	151.2	10.7	-1.4
Soybean cake, meal, and other byproducts.....	0292-0112	12/04	184.0	187.1	184.4	10.7	-1.4
Formula feeds.....	0293		227.0	232.1	236.8	34.9	2.0
Formula feeds.....	0293-01		227.0	232.1	236.8	34.9	2.0
Poultry feeds: egg-type, broiler and turkey.....	0293-0102	12/86	241.9	249.2	252.8	41.5	1.4
Complete chicken feed, starter-growers and layer-breeders..	0293-01021	06/11	—	96.7	100.8	—	4.2
Complete chicken feed, broilers.....	0293-01022	06/11	—	99.7	101.0	—	1.3
Turkey feed and chicken and turkey supplements, concentrates, and premixes.....	0293-01023	06/11	—	100.1	98.4	—	-1.7
Dairy cattle feeds, complete.....	0293-0104	12/86	222.7	227.9	234.4	41.5	2.9
Dairy cattle feeds, supplements and concentrates.....	0293-0106	12/86	226.6	233.0	239.5	14.0	2.8
Swine feeds, complete.....	0293-0108	12/86	274.6	267.8	279.6	39.4	4.4
Swine feed supplements, concentrates, and premixes.....	0293-0112	12/86	205.3	207.3	209.4	10.6	1.0
Beef cattle feeds, complete.....	0293-0114	12/86	316.8	332.5	348.4	39.0	4.8
Beef cattle feeds, supplements and concentrates.....	0293-0116	12/86	208.3	213.2	218.9	19.0	2.7
Other poultry and livestock feeds.....	0293-0118	12/86	248.6	240.7	241.8	27.7	0.5
Miscellaneous feedstuffs.....	0294		251.8	250.7	253.1	19.1	1.0
Pet food.....	0294-02		232.2	233.9	234.4	5.3	0.2
Dog and cat food.....	0294-0202	12/85	197.9	198.3	198.5	3.0	0.1
Dog food.....	0294-02021	12/10	101.2	101.7	101.8	—	0.1
Canned dog food.....	0294-020211	12/10	100.2	100.0	100.0	—	0.0
Dry and semi moist dog food, shipped in packages less than 25 lbs.....	0294-020212	12/10	101.2	101.7	101.9	—	0.2
Dry and semi moist dog food, shipped in packages of 25 lbs. or more.....	0294-020213	12/10	101.7	102.6	102.7	—	0.1
Cat food.....	0294-02022	12/10	102.4	102.1	102.3	—	0.2

See footnotes at end of table.

**Table 6. Producer price indexes and percent changes for commodity and service groupings and individual items, not seasonally adjusted — Continued**  
 [1982=100 unless otherwise indicated]

Commodity	Commodity code	Other index base	Index			Percent change to Aug. 2011 from:	
			Apr. 2011 <sup>1</sup>	July 2011 <sup>1</sup>	Aug. 2011 <sup>1</sup>	Aug. 2010	July 2011
Canned cat food, fish-base.....	0294-020221	12/10	103.0	103.4	103.4	—	0.0
Canned cat food, meat-base or other.....	0294-020222	12/10	103.3	103.4	103.4	—	0.0
Cat food, dry or semi moist.....	0294-020223	12/10	101.5	100.5	100.8	—	0.3
Other pet and specialty feeds.....	0294-0203	12/85	202.3	211.5	213.7	23.3	1.0
Miscellaneous feedstuffs other than pet food.....	0294-03		259.7	255.1	259.6	40.5	1.8
Meat meal and meat and bone meal.....	0294-0301		181.4	178.7	164.2	9.5	-8.1
Corn wet process byproducts, incl. gluten meal.....	0294-0317	06/85	146.2	150.1	153.4	47.9	2.2
Other animal feeds, incl. fish scrap & feather.....	0294-0325	12/97	219.3	208.2	218.1	40.3	4.8
Animal and marine feed and fertilizer byproducts, except meat and bone meal.....	0294-03252	06/09	126.3	122.5	126.7	42.7	3.4
Other prepared animal feeds, including feeding materials and adjuncts.....	0294-03253	06/09	—	111.1	118.7	—	6.8
Miscellaneous by-products of meat packing.....	0294-0333	06/01	422.5	425.7	427.7	51.1	0.5
<b>Textile products and apparel.....</b>	<b>03</b>		<b>141.1</b>	<b>142.9</b>	<b>143.7</b>	<b>9.0</b>	<b>0.6</b>
Synthetic fibers.....	031		114.9	119.3	119.2	8.6	-0.1
Unprocessed filament yarns.....	0315		119.0	123.6	123.6	8.6	0.0
Noncellulosic fibers.....	0315-02		109.9	114.1	114.0	8.5	-0.1
Fibrous glass yarn.....	0315-0231		89.1	90.2	91.0	2.5	0.9
Noncellulosic organic fibers.....	0315-0241	06/05	103.5	108.0	107.7	9.6	-0.3
Polyester fibers.....	0315-02411	06/11	—	97.9	96.5	—	-1.4
Other noncellulosic organic fibers, incl. polyamide, polyolefin, and producer-textured.....	0315-02412	06/11	—	—	99.8	—	—
Processed yarns and threads.....	032		165.1	158.3	158.5	22.4	0.1
Yarns.....	0326		159.8	153.0	153.2	22.8	0.1
Spun cotton yarns.....	0326-01		180.9	159.4	157.4	54.0	-1.3
Carded cotton yarns.....	0326-0111	12/00	208.1	173.8	173.5	57.7	-0.2
Combed cotton yarns.....	0326-0121	12/00	151.7	—	159.6	41.0	—
Spun wool yarns.....	0326-02		189.6	—	—	—	—
Spun wool yarns.....	0326-0206	12/04	151.7	—	—	—	—
Spun synthetic yarns.....	0326-03		148.7	153.8	152.9	18.3	-0.6
Spun synthetic yarns.....	0326-0304	12/94	133.3	137.9	137.1	18.3	-0.6
Other throwing and winding mill products.....	0326-04	12/88	142.6	142.2	144.2	6.7	1.4
Textured bulked or crimped filament yarn.....	0326-0403	12/96	125.3	125.7	127.8	8.7	1.7
Other spun natural yarns.....	0326-07	06/08	123.0	122.5	123.1	14.1	0.5
Other spun natural yarns.....	0326-0701	06/08	123.0	122.5	123.1	14.1	0.5
Thread.....	0327		221.6	225.2	224.0	8.5	-0.5
Thread.....	0327-05	12/00	135.2	137.4	136.7	8.5	-0.5
Thread.....	0327-0501	12/00	135.2	137.4	136.7	8.5	-0.5
Gray fabrics.....	033		146.2	156.1	151.9	15.7	-2.7
Broadwovens.....	0337		145.6	158.0	152.4	19.2	-3.5
Greige cotton broadwoven fabrics.....	0337-01		153.5	177.2	165.2	39.1	-6.8
Greige cotton broadwoven fabrics.....	0337-0104	12/94	130.1	150.1	140.0	39.0	-6.7
Greige manmade fiber broadwoven fabrics.....	0337-03		135.5	141.3	139.4	9.3	-1.3
Greige manmade fiber broadwoven fabrics.....	0337-0304	12/94	119.1	124.2	122.5	9.4	-1.4
Greige manmade fiber broadwoven fabrics, comb. of spun and filament yarns.....	0337-03041	06/11	—	100.1	99.3	—	-0.8
Greige manmade fiber broadwoven fabrics 85 pct. or more filament yarns, rayon/acetate/lyocell.....	0337-03042	06/11	—	100.8	100.5	—	-0.3
Greige manmade fiber broadwoven fabrics 85 pct. or more filament yarns exc rayon/acetate/lyocell.....	0337-03043	06/11	—	100.5	100.3	—	-0.2
Greige manmade fiber broadwoven plain weave fabrics 85 pct. or more spun yarns.....	0337-03044	06/11	—	100.2	96.3	—	-3.9
Knits.....	0338		167.1	166.4	166.3	16.5	-0.1
Greige circular knit, except hosiery.....	0338-03		174.7	174.7	174.7	16.9	0.0
Greige circular knit, except hosiery.....	0338-0301		174.7	174.7	174.7	16.9	0.0
Greige warp knits, except hosiery.....	0338-04		152.8	—	—	—	—
Greige warp knits, except hosiery.....	0338-0401		152.8	—	—	—	—
Tire cord and tire fabric.....	0339	06/84	135.6	140.1	140.4	1.1	0.2
Tire cord and tire fabric.....	0339-01	06/84	135.6	140.1	140.4	1.1	0.2
Tire cord and tire fabric.....	0339-0101	06/84	135.6	140.1	140.4	1.1	0.2
Finished fabrics.....	034		145.5	147.1	151.5	9.8	3.0
Broadwovens.....	0342		152.2	153.4	164.9	18.6	7.5
Finished cotton broadwoven fabrics.....	0342-01		146.8	156.5	169.1	35.0	8.1
Finished cotton broadwoven fabrics.....	0342-0104	12/94	130.0	138.5	149.8	35.0	8.2
Finished wool broadwoven fabrics and felts.....	0342-02		138.0	—	—	—	—
Finished wool broadwoven fabrics and felts.....	0342-0209	12/03	109.5	—	—	—	—

See footnotes at end of table.

**Table 6. Producer price indexes and percent changes for commodity and service groupings and individual items, not seasonally adjusted — Continued**  
 [1982=100 unless otherwise indicated]

Commodity	Commodity code	Other index base	Index			Percent change to Aug. 2011 from:	
			Apr. 2011 <sup>1</sup>	July 2011 <sup>1</sup>	Aug. 2011 <sup>1</sup>	Aug. 2010	July 2011
Finished manmade fiber, silk and other natural fiber (excl. cotton and wool) broadwoven fabrics.....	0342-03		158.9	154.5	165.8	9.7	7.3
Finished manmade fiber, silk and other natural fiber (excl. cotton and wool) broadwoven fabrics.....	0342-0304	12/94	130.8	127.2	136.5	9.6	7.3
Woven and braided narrow fabrics.....	0344		147.9	151.2	152.5	6.7	0.9
Woven and braided narrow fabrics.....	0344-02	06/84	147.9	151.2	152.5	6.7	0.9
Woven narrow fabrics.....	0344-0204	12/89	135.9	139.1	140.6	7.3	1.1
Braided narrow fabrics.....	0344-0205	12/08	104.2	106.0	105.9	3.6	-0.1
Nonwovens and felt goods.....	0345		161.7	163.4	162.1	5.6	-0.8
Nonwovens and felt goods.....	0345-03		161.7	163.4	162.1	5.6	-0.8
Nonwoven fabrics.....	0345-0321		158.6	159.9	158.6	5.2	-0.8
Pressed, punched, or needled felts, except hats.....	0345-0333	12/01	129.4	131.7	131.1	7.7	-0.5
Coated fabrics, not rubberized.....	0346	06/85	183.1	183.6	184.5	4.3	0.5
Coated fabrics, not rubberized.....	0346-01	06/85	183.1	183.6	184.5	4.3	0.5
Vinyl coated fabrics.....	0346-0102	06/85	186.2	188.8	191.0	7.8	1.2
Other coated or laminated fabrics and coated yarns.....	0346-0103	06/85	183.3	182.2	182.2	1.8	0.0
Screen printed textile materials, embroideries, and lace goods.....	0347	06/85	164.0	165.4	165.3	3.4	-0.1
Screen printed textile materials and embroideries.....	0347-01	06/85	164.2	165.5	165.5	3.4	0.0
Schiffli machine embroideries.....	0347-0105	06/85	160.6	160.6	160.6	0.0	0.0
Embroideries (excluding Schiffli machine products).....	0347-0107	12/09	103.1	103.1	103.1	3.1	0.0
Screen printed garments, apparel accessories, and other textile articles.....	0347-0108	12/85	161.8	163.6	163.5	3.7	-0.1
Knit fabrics, finished in knitting mills.....	0348	12/03	105.4	108.5	111.1	4.4	2.4
Circular knit fabrics, finished in knitting mills.....	0348-01	12/03	116.3	120.6	120.7	0.8	0.1
Circular knit fabrics, finished in knitting mills.....	0348-0101	12/03	116.3	120.6	120.7	0.8	0.1
Warp knit fabrics, finished in knitting mills.....	0348-02	12/03	95.1	-	102.1	8.8	-
Warp knit fabrics, finished in knitting mills.....	0348-0201	12/03	95.1	-	102.1	8.8	-
Apparel & other fabricated textile prods.....	038		135.9	137.7	138.5	4.4	0.6
Apparel.....	0381		132.4	133.3	134.3	3.6	0.8
Miscellaneous apparel and accessories.....	0381-04	12/83	161.6	162.8	164.0	4.1	0.7
Fur products.....	0381-0407	12/83	217.8	-	-	-	-
Men's and boys' fabric, straw, and felt hats.....	0381-0414	12/09	103.7	105.6	108.8	6.5	3.0
Women's, girls', and infants' fabric, straw, and felt hats.....	0381-0415	12/09	101.6	103.0	103.0	2.9	0.0
Hat bodies and fabric caps.....	0381-0416	12/09	107.7	107.7	111.8	9.4	3.8
Fabric and leather gloves and mittens.....	0381-0417	12/03	116.4	118.6	119.1	6.7	0.4
Belts, other than leather.....	0381-0425	06/85	113.4	113.4	113.4	0.0	0.0
Leather and sheep-lined clothing.....	0381-0428	12/03	133.1	133.4	133.4	2.9	0.0
Apparel and accessories, n.e.c.....	0381-0441	12/85	144.4	145.4	145.4	2.8	0.0
Cut and sew apparel and accessories, n.e.c.....	0381-04411	06/09	103.3	104.1	103.9	2.5	-0.2
Fabricated apparel accessories and findings/trimmings.....	0381-04412	06/09	102.6	103.2	103.5	3.5	0.3
Women's, girls', and infants' cut and sew apparel.....	0381-06	12/03	102.6	102.8	103.3	1.8	0.5
Women's and girls' knit shirts and blouses.....	0381-0601	12/03	107.7	107.4	107.7	8.0	0.3
Women's and girls' woven shirts and blouses.....	0381-0602	12/03	103.0	104.5	105.1	1.7	0.6
Women's and girls' dresses.....	0381-0611	12/03	98.6	98.4	99.4	1.0	1.0
Women's and girls' separate skirts.....	0381-0623	12/03	109.4	109.4	109.4	-3.2	0.0
Women's and girls' tailored jackets and vests.....	0381-0624	12/03	120.0	120.0	126.6	5.7	5.5
Women's and girls' jeans and slacks.....	0381-0631	12/03	96.8	97.0	97.1	-1.1	0.1
Women's and girls' swimwear.....	0381-0632	12/03	108.2	108.2	108.2	2.2	0.0
Women's and girls' sweaters, including sweater vests.....	0381-0636	12/09	100.0	100.0	-	-	-
Women's and girls' shorts, including tennis skirts.....	0381-0637	12/09	102.8	102.8	102.8	0.0	0.0
Women's and girls' athletic apparel and beachwear.....	0381-0638	12/09	104.7	-	104.7	6.2	-
Women's and girls' other outerwear, incl. nontailored coats/service apparel.....	0381-0639	12/09	99.7	99.8	99.8	0.1	0.0
Women's and girls' underwear, except foundation garments.....	0381-0641	12/03	108.5	108.8	108.8	1.4	0.0
Women's and girls' nightwear, except robes.....	0381-0642	12/03	108.1	108.1	108.1	4.6	0.0
Women's and girls' brassieres, bra-lettes, and bandeaux.....	0381-0643	12/03	152.0	152.0	153.2	0.8	0.8
Women's and girls' corsets (exc. surgical), girdles, and combinations.....	0381-0644	12/03	120.6	120.2	120.6	0.3	0.3
Women's and girls' robes and dressing gowns.....	0381-0645	12/03	189.0	189.0	189.0	0.0	0.0
Infants' outerwear.....	0381-0652	12/03	118.2	118.4	118.2	9.3	-0.2
Men's and boys' cut and sew apparel.....	0381-07	12/03	104.2	105.5	107.1	5.2	1.5
Men's and boys' trousers.....	0381-0701	12/03	100.3	105.0	105.0	8.6	0.0
Men's and boys' jeans.....	0381-0702	12/03	100.6	101.5	101.5	1.4	0.0
Men's work shirts.....	0381-0711	12/03	100.1	102.8	102.9	7.0	0.1
Men's work clothing, excluding work shirts.....	0381-0712	12/03	105.0	106.7	105.7	3.1	-0.9
Men's and boys' knit shirts.....	0381-0721	12/03	108.4	109.4	120.5	19.3	10.1
Men's and boys' woven shirts.....	0381-0722	12/03	111.6	111.6	111.6	-0.2	0.0
Men's and boys' suits, including uniforms.....	0381-0731	12/03	109.6	109.6	109.6	1.7	0.0

See footnotes at end of table.

**Table 6. Producer price indexes and percent changes for commodity and service groupings and individual items, not seasonally adjusted — Continued**  
 [1982=100 unless otherwise indicated]

Commodity	Commodity code	Other index base	Index			Percent change to Aug. 2011 from:	
			Apr. 2011 <sup>1</sup>	July 2011 <sup>1</sup>	Aug. 2011 <sup>1</sup>	Aug. 2010	July 2011
Men's and boys' tailored overcoats, dress and sports coats, and vests.....	0381-0734	12/08	100.5	100.5	100.5	1.3	0.0
Men's and boys' nontailored coats, jackets, and vests.....	0381-0741	12/03	102.3	102.5	102.8	0.9	0.3
Men's and boys' shorts and swimwear.....	0381-0742	12/03	86.5	86.5	86.5	0.0	0.0
Men's and boys' sweaters and outerwear.....	0381-0743	12/03	115.5	114.7	115.8	0.3	1.0
Men's and boys' neckwear.....	0381-0751	12/03	105.7	106.0	106.0	0.8	0.0
Men's and boys' underwear and nightwear.....	0381-0761	12/03	112.2	112.2	112.2	2.0	0.0
Apparel made in knitting mills.....	0381-08	12/03	107.8	108.5	108.7	5.7	0.2
Knit outerwear.....	0381-0807	06/05	105.0	105.8	105.8	1.0	0.0
Men's and boys' knit underwear and nightwear.....	0381-0811	12/03	127.3	127.3	127.3	17.4	0.0
Women's, girls', and infants' knit underwear and nightwear. . .	0381-0812	12/03	106.8	106.8	106.8	3.9	0.0
Women's and girls' sheer finished pantyhose, including tights, all needle.....	0381-0821	12/03	121.4	123.1	123.7	13.9	0.5
Women's and girls' sheer finished hosiery.....	0381-0822	12/03	119.8	120.5	120.5	5.1	0.0
Men's finished seamless hosiery and socks.....	0381-0824	12/03	108.7	109.4	110.0	7.6	0.5
Men's finished seamless hosiery, anklets, natural fibers. . . .	0381-08241	12/10	102.1	102.6	103.7	-	1.1
Men's finished seamless hosiery, anklets, manmade fibers... .	0381-08242	12/10	123.9	124.1	124.1	-	0.0
Men's finished seamless hosiery, midcalf, natural fibers. . . .	0381-08243	12/10	102.3	102.5	103.0	-	0.5
Men's finished seamless hosiery, midcalf, manmade fibers... .	0381-08244	12/10	101.5	101.5	101.5	-	0.0
Men's finished seamless hosiery other than anklets and midcalf.....	0381-08245	12/10	106.7	109.2	-	-	-
All other finished hosiery, other than sheer.....	0381-0825	12/03	106.1	106.5	106.9	2.0	0.4
Seamless hosiery (except sheer) shipped in the greige. . . . .	0381-0826	12/03	110.5	112.5	112.5	-	0.0
Textile house furnishings.....	0382		135.9	141.8	142.2	8.1	0.3
Textile house furnishings.....	0382-03	06/83	146.4	152.8	152.2	8.0	0.3
Curtains and draperies.....	0382-0304	12/05	108.8	109.2	109.2	3.3	0.0
Other textiles, incl towels and bed textiles.....	0382-0312	06/05	110.3	115.9	116.3	8.9	0.3
Industrial and other fabricated products.....	0383		154.1	154.8	155.1	3.3	0.2
Industrial and other fabricated products.....	0383-03		153.5	154.2	154.5	3.3	0.2
Soft fiber cordage and twine, except cotton.....	0383-0324	06/85	157.2	157.4	157.4	5.6	0.0
Duffle bags and knapsacks.....	0383-0333	06/10	104.9	103.2	104.9	4.8	1.6
All other textile bags.....	0383-0334	06/10	102.3	103.1	103.0	2.1	-0.1
Canvas and related products.....	0383-0345	06/03	117.9	118.1	119.2	3.7	0.9
Canvas awnings.....	0383-03451	12/10	101.0	100.9	101.4	-	0.5
Tarpaulins and other covers, flat, made from canvas. . . . .	0383-03454	12/10	103.3	103.3	103.3	-	0.0
Tarpaulins and other covers, fitted, made from canvas. . . . .	0383-03455	12/10	104.8	105.6	105.5	-	-0.1
All other canvas products, except bags.....	0383-03457	12/10	101.6	101.8	105.0	-	3.1
Canvas tents, including camping, air supported and tension structures.....	0383-03458	12/10	102.9	103.1	103.1	-	0.0
Fabricated textile products, n.e.c.....	0383-0351	12/85	128.5	128.7	128.8	1.6	0.1
Fabricated flags, banners, and similar emblems.....	0383-03513	12/09	101.4	101.5	101.3	1.3	-0.2
Fabricated textile products.....	0383-03515	12/09	102.0	102.0	102.2	2.0	0.2
Other trimmings and findings.....	0383-0361	12/06	123.8	129.7	129.7	4.8	0.0
Miscellaneous textile products/services.....	039	06/85	139.3	140.7	140.4	3.9	-0.2
Textile materials n.e.c. and processed textile waste.....	0391	06/85	152.6	155.5	154.8	7.6	-0.5
Textile fibers, yarns, and fabrics, n.e.c.....	0391-01	06/85	143.4	143.4	143.4	5.5	0.0
Padding and upholstery filling.....	0391-0104	12/85	136.6	136.6	136.6	7.1	0.0
Textile waste.....	0391-02	12/85	165.0	172.0	170.3	10.4	-1.0
Recovered fibers, processed mill waste, and related products..	0391-0201	12/85	216.5	233.4	229.7	17.3	-1.6
Textile and fabric finishing, except broadwoven.....	0393	12/01	110.1	110.7	110.6	2.2	-0.1
Textile and fabric finishing, except broadwoven.....	0393-01	12/01	110.1	110.7	110.6	2.2	-0.1
Textile and fabric finishing, except broadwoven.....	0393-0111	12/03	109.8	110.5	110.3	2.1	-0.2
<b>Hides, skins, leather, and related products.....</b>	<b>04</b>		<b>202.9</b>	<b>202.9</b>	<b>202.7</b>	<b>9.5</b>	<b>-0.1</b>
Hides and skins, incl. cattle.....	041		287.7	281.6	278.9	16.0	-1.0
Hides and skins, incl. cattle.....	0419	06/01	131.7	128.9	127.7	16.0	-0.9
Hides and skins, incl. cattle.....	0419-01	06/01	131.7	128.9	127.7	16.0	-0.9
Hides and skins, incl. cattle.....	0419-0108	06/01	131.7	128.9	127.7	16.0	-0.9
Leather.....	042		263.4	267.8	268.0	13.7	0.1
Finished and unfinished leather.....	0427	12/97	144.4	146.8	146.9	13.6	0.1
Finished and unfinished leather.....	0427-01	12/97	144.4	146.8	146.9	13.6	0.1
Finished and unfinished leather.....	0427-0102	12/03	120.4	122.5	122.5	14.0	0.0
Footwear.....	043		166.6	167.6	169.2	4.1	1.0
Men's footwear, excluding athletic.....	0431		185.9	186.3	188.5	4.5	1.2
Men's footwear, excluding athletic.....	0431-05	12/93	129.7	129.9	131.4	4.5	1.2
Men's footwear, excluding athletic.....	0431-0501	12/93	129.8	130.0	131.5	4.4	1.2

See footnotes at end of table.

**Table 6. Producer price indexes and percent changes for commodity and service groupings and individual items, not seasonally adjusted — Continued**  
 [1982=100 unless otherwise indicated]

Commodity	Commodity code	Other index base	Index			Percent change to Aug. 2011 from:	
			Apr. 2011 <sup>1</sup>	July 2011 <sup>1</sup>	Aug. 2011 <sup>1</sup>	Aug. 2010	July 2011
Women's footwear, excluding athletic.....	0432		143.0	144.2	146.5	3.2	1.6
Women's footwear, excluding athletic.....	0432-05	12/93	111.8	112.7	114.5	3.2	1.6
Women's footwear, excluding athletic.....	0432-0501	12/93	111.7	112.7	114.5	3.2	1.6
All other footwear.....	0439	12/02	110.6	113.1	112.1	3.4	-0.9
All other footwear.....	0439-01	12/02	110.6	113.1	112.1	3.4	-0.9
All other footwear, excluding slippers.....	0439-0102	12/09	101.0	105.1	103.6	0.7	-1.4
Other leather and related products.....	044		164.0	164.2	164.4	1.9	0.1
Luggage and small leather goods.....	0441		157.5	157.7	157.5	3.1	-0.1
Luggage and small leather goods.....	0441-01		157.5	157.7	157.5	3.1	-0.1
Luggage.....	0441-0112	12/84	123.0	123.4	123.0	4.1	-0.3
Women's & children's handbags & purses.....	0441-0128	06/82	153.8	153.8	153.8	4.1	0.0
Other personal leather goods.....	0441-0132	06/82	164.0	164.0	164.0	0.3	0.0
Leather gloves and mittens.....	0442		194.1	193.6	195.5	5.3	1.0
Leather gloves and mittens.....	0442-01		194.1	193.6	195.5	5.3	1.0
Leather gloves and mittens.....	0442-0105	12/03	127.4	127.1	128.4	5.3	1.0
Leather/leather-like goods, n.e.c.....	0445	06/85	157.0	157.1	157.5	0.7	0.3
Leather/leather-like goods, n.e.c.....	0445-01	06/85	157.0	157.1	157.5	0.7	0.3
All other leather goods, n.e.c.....	0445-0101	06/85	166.8	167.1	167.1	1.0	0.0
Leather belts.....	0445-0111	06/85	143.1	143.1	144.0	0.5	0.6
<b>Fuels and related products and power.....</b>	<b>05</b>		<b>223.9</b>	<b>226.5</b>	<b>217.9</b>	<b>15.7</b>	<b>-3.8</b>
Coal.....	051		208.5	205.2	208.1	8.4	1.4
Anthracite.....	0511		185.9	187.0	191.7	7.6	2.5
Prepared anthracite shipped.....	0511-01		211.3	212.8	219.4	8.3	3.1
Prepared anthracite shipped.....	0511-0117	12/86	217.7	219.2	225.9	8.3	3.1
Unprepared anthracite shipped.....	0511-02		114.0	114.0	-	-	-
Unprepared anthracite shipped.....	0511-0214	12/86	108.8	108.8	-	-	-
Bituminous coal and Lignite.....	0512		208.5	205.1	208.1	8.5	1.5
Unprepared bituminous coal and Lignite.....	0512-08		161.3	159.4	157.4	4.4	-1.3
Unprepared bituminous coal and Lignite.....	0512-081		161.3	159.4	157.4	4.4	-1.3
Unprepared bituminous coal and lignite from surface mine.....	0512-0811	06/08	113.8	116.7	114.9	9.0	-1.5
Unprepared bituminous coal and lignite from underground mine.....	0512-0812	06/08	122.4	117.7	116.5	1.2	-1.0
Prepared bituminous coal and lignite.....	0512-09	12/01	223.6	219.8	224.1	9.3	2.0
Prepared bituminous coal & lignite, washed by wet-washing, pneumatic, or other.....	0512-091	12/01	268.7	268.5	268.2	7.6	-0.1
Prepared bituminous coal & lignite surface mine, wet-washing, pneumatic, or other.....	0512-0911	06/08	117.7	115.8	115.1	4.8	-0.6
Prepared bituminous coal & lignite underground mine, wet-washing, pneumatic, or other.....	0512-0912	06/08	134.6	135.3	135.4	8.7	0.1
Prepared bituminous coal & lignite, mechanically crushed/screened/sized only.....	0512-092	12/01	187.8	180.7	189.2	11.5	4.7
Prepared bituminous coal & lignite surface mine, mechanically crushed/screened/sized only.....	0512-0921	06/08	124.7	122.3	128.0	8.0	4.7
Prepared bituminous coal underground mine, mechanically crushed/screened/sized only.....	0512-0922	06/08	141.9	123.5	129.9	35.6	5.2
Gas fuels.....	053		225.7	238.7	232.6	10.9	-2.6
Natural gas.....	0531		178.6	184.0	184.7	-4.9	0.4
Natural gas.....	0531-01		178.6	184.0	184.7	-4.9	0.4
Natural gas.....	0531-0105	06/96	226.4	233.3	234.0	-5.0	0.3
Liquefied petroleum gas.....	0532		391.2	425.6	399.9	47.6	-6.0
Liquefied petroleum gas.....	0532-01		391.2	425.6	399.9	47.6	-6.0
Isopentane and natural gasoline.....	0532-0102	06/09	173.9	188.6	172.4	49.4	-8.6
Propane.....	0532-0104		424.2	468.4	468.3	49.0	0.0
Butane.....	0532-0105		332.4	299.2	297.4	24.2	-0.6
Ethane, gas mixtures and other natural gas liquids.....	0532-0108	06/09	140.1	174.1	153.5	67.9	-11.8
Electric power.....	054		184.4	195.7	195.9	1.9	0.1
Residential electric power.....	0541	12/90	156.4	163.2	162.6	1.1	-0.4
Residential electric power.....	0541-21	12/90	156.4	163.2	162.6	1.1	-0.4
Residential electric power.....	0541-2101	12/90	156.4	163.2	162.6	1.1	-0.4
Commercial electric power.....	0542		180.0	189.9	190.9	0.2	0.5
Commercial electric power.....	0542-21	12/90	157.6	166.2	167.1	0.2	0.5
Commercial electric power.....	0542-2101	12/90	157.6	166.2	167.1	0.2	0.5
Industrial electric power.....	0543		194.1	216.0	217.0	8.1	0.5
Industrial electric power.....	0543-21	12/90	163.2	181.6	182.5	8.1	0.5
Industrial electric power.....	0543-2101	12/90	163.2	181.6	182.5	8.1	0.5

See footnotes at end of table.



**Table 6. Producer price indexes and percent changes for commodity and service groupings and individual items, not seasonally adjusted — Continued**  
 [1982=100 unless otherwise indicated]

Commodity	Commodity code	Other index base	Index			Percent change to Aug. 2011 from:	
			Apr. 2011 <sup>1</sup>	July 2011 <sup>1</sup>	Aug. 2011 <sup>1</sup>	Aug. 2010	July 2011
Transportation electric power.....	0546	12/10	99.9	104.9	105.7	—	0.8
Transportation electric power.....	0546-21	12/10	99.9	104.9	105.7	—	0.8
Transportation electric power.....	0546-2111	12/10	99.9	104.9	105.7	—	0.8
Utility natural gas.....	055	12/90	201.0	200.7	197.4	-6.4	-1.6
Residential natural gas.....	0551	12/90	200.8	204.5	203.7	-2.0	-0.4
Residential natural gas.....	0551-21	12/90	200.8	204.5	203.7	-2.0	-0.4
Residential natural gas.....	0551-2101	12/90	200.8	204.5	203.7	-2.0	-0.4
Commercial natural gas.....	0552	12/90	201.2	202.8	202.6	-6.8	-0.1
Commercial natural gas.....	0552-21	12/90	201.2	202.8	202.6	-6.8	-0.1
Commercial natural gas.....	0552-2101	12/90	201.2	202.8	202.6	-6.8	-0.1
Industrial natural gas.....	0553	12/90	201.8	194.9	194.9	-4.3	0.0
Industrial natural gas.....	0553-21	12/90	201.8	194.9	194.9	-4.3	0.0
Industrial natural gas.....	0553-2101	12/90	201.8	194.9	194.9	-4.3	0.0
Natural gas to electric power.....	0554	12/90	169.0	165.8	159.1	-10.4	-4.0
Natural gas to electric power.....	0554-21	12/90	169.0	165.8	159.1	-10.4	-4.0
Natural gas to electric power.....	0554-2101	12/90	169.0	165.8	159.1	-10.4	-4.0
Crude petroleum (domestic production).....	056		311.0	284.4	241.0	13.8	-15.3
Crude petroleum (domestic production).....	0561		311.0	284.4	241.0	13.8	-15.3
Crude petroleum (domestic production).....	0561-01		311.0	284.4	241.0	13.8	-15.3
Crude petroleum (domestic production).....	0561-0102	06/84	338.7	309.7	262.5	13.8	-15.2
Petroleum products, refined.....	057		319.6	313.9	300.0	34.6	-4.4
Gasoline.....	0571		321.9	312.5	298.1	32.8	-4.6
Unleaded premium gasoline.....	0571-03		323.6	316.4	299.1	31.0	-5.5
Unleaded premium gasoline.....	0571-0304	06/02	366.6	358.5	338.9	31.1	-5.5
Unleaded regular gasoline.....	0571-04		319.7	309.9	296.5	34.1	-4.3
Unleaded regular gasoline.....	0571-0404	06/02	384.1	372.4	356.3	34.1	-4.3
Unleaded mid-premium gasoline.....	0571-05	12/87	532.6	517.7	486.0	33.4	-6.1
Unleaded mid-premium gasoline.....	0571-0504	06/02	364.2	354.0	332.4	33.4	-6.1
Kerosene and jet fuels.....	0572		320.8	319.0	312.3	46.0	-2.1
Kerosene.....	0572-02		352.6	338.9	315.8	33.9	-6.8
Kerosene.....	0572-0201		352.7	338.9	315.8	33.8	-6.8
Jet fuel.....	0572-03		320.1	318.8	312.9	46.6	-1.9
Jet fuel.....	0572-0301		322.6	321.3	315.3	46.7	-1.9
Light fuel oils.....	0573		325.1	311.3	296.9	34.1	-4.6
Home heating oil and distillates.....	0573-02		296.8	279.3	277.7	37.0	-0.6
Home heating oil and distillates.....	0573-0201		296.8	279.3	277.7	37.0	-0.6
No. 2 diesel fuel.....	0573-03		339.8	327.6	307.2	32.9	-6.2
No. 2 diesel fuel.....	0573-0302	06/85	425.4	410.1	384.6	32.9	-6.2
Residual fuels (heavy fuel oils, incl. #5, #6, & other residual fuels).....	0574		287.6	288.0	285.5	34.9	-0.9
Residual fuels (heavy fuel oils, incl. #5, #6, & other residual fuels).....	0574-07	06/85	422.4	423.1	419.4	34.9	-0.9
Residual fuels (heavy fuel oils, incl. #5, #6, & other residual fuels).....	0574-0703	06/02	373.3	373.9	370.7	34.9	-0.9
Finished lubricants.....	0576		376.9	419.7	424.9	21.3	1.2
Lubricating grease.....	0576-03		327.6	347.7	346.6	11.1	-0.3
Lubricating grease not from petroleum refineries.....	0576-0303	06/85	320.5	340.1	339.1	11.1	-0.3
Lubricating and similar oils.....	0576-04	06/85	355.5	397.9	403.4	22.4	1.4
Lubricating and similar oils not from petroleum refineries.....	0576-0401	06/85	344.2	385.2	390.6	22.4	1.4
Lubricating oil base stocks.....	0578	06/09	199.3	217.9	193.6	39.2	-11.2
Lubricating oil base stocks.....	0578-01	06/09	199.3	217.9	193.6	39.2	-11.2
Lubricating oil base stocks.....	0578-0121	06/09	199.3	217.9	193.6	39.2	-11.2
Asphalt and other petroleum and coal products, n.e.c.....	058	12/84	401.9	496.4	469.4	20.2	-5.4
Asphalt and other petroleum and coal products, n.e.c.....	0581	12/84	401.9	496.4	469.4	20.2	-5.4
Asphalt.....	0581-02	06/85	208.7	263.3	274.9	19.6	4.4
Asphalt.....	0581-0212	06/85	208.7	263.3	274.9	19.6	4.4
Other petroleum and coal products, including coke oven products, n.e.c.....	0581-03	12/84	882.5	1,064.9	970.8	20.7	-8.8
Other petroleum and coal products, including coke oven products, n.e.c.....	0581-0319	12/84	882.5	1,064.9	970.8	20.7	-8.8
Other petroleum and coal products, made in coke oven establishments.....	0581-03191	06/09	131.6	130.2	129.6	19.1	-0.5
<b>Chemicals and allied products.....</b>	<b>06</b>		<b>276.4</b>	<b>280.5</b>	<b>279.5</b>	<b>14.4</b>	<b>-0.4</b>
Industrial chemicals.....	061		332.0	338.0	336.5	29.1	-0.4

See footnotes at end of table.

**Table 6. Producer price indexes and percent changes for commodity and service groupings and individual items, not seasonally adjusted — Continued**  
 [1982=100 unless otherwise indicated]

Commodity	Commodity code	Other index base	Index			Percent change to Aug. 2011 from:	
			Apr. 2011 <sup>1</sup>	July 2011 <sup>1</sup>	Aug. 2011 <sup>1</sup>	Aug. 2010	July 2011
Basic inorganic chemicals.....	0613		296.7	302.7	312.3	24.4	3.2
Inorganic chemicals, other than alkalis and chlorine.....	0613-02		308.3	311.5	323.3	26.3	3.8
Aluminum compounds.....	0613-0209	06/95	139.7	139.4	141.2	12.8	1.3
Inorganic acids, inc. hydrochloric, sulfuric acid and other.....	0613-020T	12/08	88.7	91.2	90.2	12.0	-1.1
Sulfuric acid.....	0613-020T1	06/87	146.4	153.8	153.1	—	-0.5
Lime, inc., quick hydrated & dead burned dolomite.....	0613-0213		215.7	217.1	221.3	4.5	1.9
Potassium & sodium compounds, ex. bleaches.....	0613-0217	06/01	272.7	274.9	276.8	10.9	0.7
Rock salt.....	0613-0271	12/84	272.8	—	279.6	1.6	—
Other inorganic chemicals, nec.....	0613-0283	12/06	188.6	190.3	196.9	31.4	3.5
Alkalis and chlorine, including natural sodium carbonate and sulfate.....	0613-03		295.2	315.3	316.4	16.4	0.3
Natural sodium carbonate and sulfate.....	0613-0301		173.8	185.5	185.9	16.0	0.2
Basic organic chemicals.....	0614		341.8	347.7	343.5	30.2	-1.2
Primary basic organic chemicals.....	0614-01		443.5	442.8	442.5	46.0	-0.1
Aromatics.....	0614-0197	06/01	473.2	440.5	431.1	44.1	-2.1
Liquid refinery gases.....	0614-0198	06/01	392.7	408.0	412.4	48.4	1.1
Cyclic intermediate chemicals and dyes.....	0614-02		204.4	200.8	210.0	22.4	4.6
Cyclic intermediate chemicals.....	0614-0281	06/01	191.8	187.8	197.3	24.3	5.1
Synthetic organic dyes.....	0614-0282	06/01	96.9	99.4	98.9	3.7	-0.5
Other basic organics.....	0614-03		245.5	257.4	248.3	14.7	-3.5
Ethanol (ethyl alcohol).....	0614-0341		310.2	324.0	349.2	59.8	7.8
Other basic organics.....	0614-0399	06/87	243.4	255.2	244.3	12.4	-4.3
Paints and allied products.....	062		254.1	255.9	256.7	7.5	0.3
Prepared paint.....	0621		247.1	248.7	248.9	4.8	0.1
Architectural coatings.....	0621-01		276.7	277.0	277.1	5.2	0.0
Architectural coatings.....	0621-0104	12/03	151.8	152.0	152.0	5.3	0.0
OEM finishes excluding marine coatings.....	0621-02	06/83	174.5	177.0	176.7	3.9	-0.2
OEM finishes excluding marine coatings.....	0621-0201	06/83	174.5	177.0	176.7	3.9	-0.2
Special purpose coatings, incl. marine, industrial & construction coatings.....	0621-03	06/83	315.9	317.5	319.3	5.2	0.6
Special purpose coatings, incl. marine, industrial & construction coatings.....	0621-0301	06/83	315.9	317.5	319.3	5.2	0.6
Paint materials.....	0622		255.7	258.4	260.3	14.6	0.7
Paint colors.....	0622-02		213.8	216.5	218.3	16.8	0.8
Iron oxide pigments.....	0622-0206	06/83	208.3	207.6	204.2	0.3	-1.6
Titanium pigments.....	0622-0209		226.1	224.2	227.5	25.3	1.5
All other organic pigments.....	0622-0298	06/87	138.4	142.5	146.1	12.5	2.5
All other inorganic pigments.....	0622-0299	06/83	249.9	260.7	256.4	7.7	-1.6
Kaolin and ball clay.....	0622-04		191.4	191.4	191.4	3.7	0.0
Kaolin and ball clay.....	0622-0407		219.4	219.4	219.4	3.7	0.0
Allied and miscellaneous paint products.....	0623	06/83	298.3	299.7	303.8	12.1	1.4
Allied and miscellaneous paint products.....	0623-01	06/83	298.3	299.7	303.8	12.1	1.4
Allied and miscellaneous paint products.....	0623-0104	12/03	168.9	169.7	172.0	12.1	1.4
Drugs and pharmaceuticals.....	063		396.2	396.3	396.0	2.9	-0.1
Medicinal and botanical chemicals.....	0631		176.6	176.0	175.7	-0.2	-0.2
Medicinal and botanical chemicals.....	0631-02	06/82	176.6	176.0	175.8	-0.2	-0.1
Synthetic organic medicinal chemicals, bulk.....	0631-0201	06/82	173.9	173.1	172.9	-0.6	-0.1
Other synthetic organic medicinal chemicals, excluding antibiotics.....	0631-020102	12/09	100.3	99.5	99.4	-0.9	-0.1
Medicinals and botanicals, all other medicinal chemicals and botanical products, in bulk.....	0631-0202	06/82	170.4	170.4	170.1	1.0	-0.2
Botanical drugs, alkaloid drugs, naturally occurring vitamins, drugs of animal origin, mixtures.....	0631-020201	12/09	109.3	109.3	109.1	0.6	-0.2
Medicinals and botanicals, in bulk, other organic and inorganic medicinal chemicals.....	0631-020202	12/09	106.7	106.8	107.4	5.3	0.6
Veterinary pharmaceutical preparations.....	0634		161.7	165.6	165.6	7.0	0.0
Veterinary pharmaceutical preparations.....	0634-03	12/87	160.6	164.5	164.5	7.0	0.0
Veterinary pharmaceutical preparations.....	0634-0302	06/01	122.5	125.5	125.5	7.1	0.0
Veterinary pharmaceutical preparations, prescription.....	0634-0302RX	12/09	104.6	107.9	107.9	8.1	0.0
Biological products, including diagnostics.....	0637		229.6	233.3	233.3	4.2	0.0
Biological products for veterinary, industrial, and all other misc. use (excluding diagnostics).....	0637-17	12/04	115.7	115.7	115.7	-5.2	0.0
Biological veterinary vaccines, bacterins, toxoids, and other biologicals.....	0637-1702	06/09	93.3	—	—	—	—
Diagnostics.....	0637-18	06/09	105.0	105.8	105.9	5.2	0.1
In-vitro diagnostics.....	0637-1801		177.4	178.9	178.9	5.1	0.0
Biologics for human use.....	0637-19	06/09	108.9	111.7	111.7	5.1	0.0
Pharmaceutical preparations.....	0638	06/01	160.9	160.5	160.4	3.0	-0.1

See footnotes at end of table.

**Table 6. Producer price indexes and percent changes for commodity and service groupings and individual items, not seasonally adjusted — Continued**  
 [1982=100 unless otherwise indicated]

Commodity	Commodity code	Other index base	Index			Percent change to Aug. 2011 from:	
			Apr. 2011 <sup>1</sup>	July 2011 <sup>1</sup>	Aug. 2011 <sup>1</sup>	Aug. 2010	July 2011
Neoplasms, endocrine & metabolic disease.....	0638-01	06/01	169.6	169.8	169.9	2.5	0.1
Cancer therapy products.....	0638-0102	12/09	97.7	97.7	97.7	2.4	0.0
Insulin/antidiabetes products.....	0638-0103	12/09	112.8	117.1	117.1	11.5	0.0
Hormones and oral contraceptives.....	0638-0105	12/09	106.6	103.3	103.6	2.9	0.3
Central nervous system and sense org.....	0638-02	06/01	173.8	173.7	173.0	5.6	-0.4
Analgesics.....	0638-0202	12/09	104.3	100.1	100.1	-0.6	0.0
Analgesics, over-the-counter.....	0638-0202OC	06/81	243.5	231.9	231.9	-1.7	0.0
Analgesics, prescription.....	0638-0202RX	06/81	845.0	847.7	850.1	7.3	0.3
Psychotherapeutics.....	0638-0203	12/09	108.9	109.7	108.3	6.0	-1.3
Antidepressants.....	0638-02031	12/09	106.0	106.1	104.2	4.4	-1.8
Other psychotherapeutics, including tranquilizers.....	0638-02032	12/09	122.7	126.6	128.3	12.7	1.3
Anticonvulsants.....	0638-0204	12/09	116.0	117.4	117.4	10.3	0.0
Other central nervous system and sense organs.....	0638-0205	12/09	113.8	115.4	115.3	7.8	-0.1
Cardiovascular system.....	0638-03	06/01	168.7	174.9	174.8	10.4	-0.1
Anticoagulants.....	0638-0302	12/09	115.1	115.1	115.1	7.1	0.0
ACE inhibitors.....	0638-0303	12/09	98.9	108.2	108.2	10.6	0.0
Calcium channel blockers and other vasodilators.....	0638-0304	12/09	132.2	139.3	137.4	7.8	-1.4
Other cardiovascular preparations.....	0638-0305	12/09	123.6	127.5	127.5	10.9	0.0
Respiratory system.....	0638-04	06/01	153.4	158.8	158.7	8.4	-0.1
Bronchial therapy.....	0638-0402	12/07	123.8	129.5	127.9	7.2	-1.2
Antihistamines.....	0638-04021	12/09	102.2	102.2	104.4	2.0	2.2
Bronchodilators.....	0638-04022	12/09	125.7	140.5	132.1	16.4	-6.0
Other respiratory preparations.....	0638-0403	12/07	121.2	123.1	125.9	10.6	2.3
Other respiratory preparations, over-the-counter.....	0638-0403OC	12/07	106.0	106.0	106.0	0.0	0.0
Other respiratory preparations, prescription.....	0638-0403RX	12/07	126.0	128.3	131.5	12.1	2.5
Digestive and genito-urinary systems.....	0638-05	06/01	165.7	150.8	152.4	-10.1	1.1
Antispasmodic/antisecretory.....	0638-0502	12/09	104.9	85.3	89.9	-10.1	5.4
Other digestive or genito-urinary preparations.....	0638-0503	12/09	102.9	95.1	95.1	-11.5	0.0
Other digestive or genito-urinary preparations, over-the-counter.....	0638-0503OC	06/01	111.4	116.0	115.0	3.8	-0.9
Other digestive or genito-urinary preparations, prescription.....	0638-0503RX	06/01	150.2	135.5	135.7	-14.2	0.1
Antacids.....	0638-0504	12/09	95.5	96.6	96.6	-2.8	0.0
Skin preparations.....	0638-06	06/01	163.1	162.8	158.3	-2.3	-2.8
Emollients and protectives, including burn remedies.....	0638-0602	12/09	100.5	100.3	100.3	-0.6	0.0
Other pharmaceutical preparations acting on the skin.....	0638-0603	12/09	102.3	102.1	95.9	-5.3	-6.1
Other pharmaceutical preparations acting on the skin, over-the-counter.....	0638-0603OC	12/09	100.3	99.9	99.9	-0.6	0.0
Other pharmaceutical preparations acting on the skin, prescription.....	0638-0603RX	12/09	105.7	-	89.1	-13.1	-
Anti-acne preparations.....	0638-0604	12/09	103.7	103.4	103.4	0.8	0.0
Anti-acne preparations, prescription.....	0638-0604RX	12/09	109.8	109.0	108.9	2.1	-0.1
Vitamins, nutrients & hematinic preps.....	0638-07	06/01	116.9	117.3	117.3	-1.0	0.0
Multivitamins.....	0638-0702	12/09	99.8	100.4	100.4	1.0	0.0
Other vitamins and nutrients.....	0638-0703	12/09	105.4	105.6	105.7	-1.9	0.1
Other vitamins and nutrients, over-the-counter.....	0638-0703OC	06/01	99.6	100.0	100.3	0.8	0.3
Other vitamins and nutrients, prescription.....	0638-0703RX	06/01	187.9	188.1	188.1	-3.1	0.0
Parasitic and infective diseases.....	0638-08	06/01	156.9	159.0	159.3	5.4	0.2
Broad and medium spectrum antibiotics.....	0638-0802	12/09	105.6	106.3	105.8	4.3	-0.5
Systemic antivirals.....	0638-0803	12/09	109.3	109.4	110.6	4.6	1.1
Other parasitic and infective diseases.....	0638-0804	12/09	107.9	112.2	112.5	8.1	0.3
Fats and oils, inedible.....	064		355.3	359.1	348.8	50.1	-2.9
Fats and oils, inedible.....	0641		355.3	359.1	348.8	50.1	-2.9
Fats and oils, inedible.....	0641-01		355.3	359.1	348.8	50.1	-2.9
Soybean oil, processed for inedible purposes.....	0641-0131	06/95	219.7	220.5	213.7	42.8	-3.1
Inedible tallow and grease, except wool grease.....	0641-0132	06/02	425.1	437.5	427.3	73.1	-2.3
Agricultural chemicals and chemical products.....	065		244.8	244.0	245.8	22.7	0.7
Mixed fertilizers.....	0651		196.5	196.1	195.6	11.3	-0.3
Mixed fertilizers.....	0651-05	06/86	207.3	206.9	206.4	11.3	-0.2
Mixed fertilizers.....	0651-0501	06/86	207.3	206.9	206.4	11.3	-0.2
Fertilizer materials.....	0652		314.9	312.8	316.6	39.8	1.2
Nitrogenates.....	0652-01		334.1	351.8	351.2	47.9	-0.2
Synthetic ammonia, nitric acid, and ammonium compounds.....	0652-0135	06/03	236.4	240.8	239.6	44.8	-0.5
Urea.....	0652-0136		204.2	239.9	241.9	59.6	0.8
Fertilizer materials of organic origin.....	0652-0137	12/93	228.0	228.9	229.8	21.1	0.4
Phosphates.....	0652-02		302.3	285.5	292.3	33.2	2.4
Phosphate rock.....	0652-0255	12/04	143.5	-	-	-	-
Superphosphate and other phosphate fertilizer materials.....	0652-0271	06/03	278.2	267.3	273.4	39.0	2.3
Other agricultural chemicals.....	0653		174.7	175.3	175.5	-0.3	0.1

See footnotes at end of table.

**Table 6. Producer price indexes and percent changes for commodity and service groupings and individual items, not seasonally adjusted — Continued**  
 [1982=100 unless otherwise indicated]

Commodity	Commodity code	Other index base	Index			Percent change to Aug. 2011 from:	
			Apr. 2011 <sup>1</sup>	July 2011 <sup>1</sup>	Aug. 2011 <sup>1</sup>	Aug. 2010	July 2011
Other agricultural chemicals.....	0653-01		174.7	175.3	175.5	-0.3	0.1
Agricultural and commercial pesticides and chemicals.....	0653-0106	06/03	114.2	114.7	114.8	-1.4	0.1
Lawn and garden pesticides and chemicals.....	0653-0107	06/03	121.6	121.8	123.4	2.4	1.3
Household and institutional pesticides & chemicals.....	0653-0108	06/03	132.6	132.7	132.9	1.5	0.2
Plastic resins and materials.....	066		229.1	242.8	237.5	12.5	-2.2
Thermoplastic resins and plastics materials.....	0662		232.6	248.1	241.6	13.6	-2.6
Thermoplastic resins and plastics materials.....	0662-12	12/03	161.6	172.4	167.9	13.7	-2.6
Thermoplastic resins and plastics materials.....	0662-1201	12/03	161.6	172.4	167.9	13.7	-2.6
Thermosetting resins and plastics materials.....	0663		223.0	227.3	228.4	6.1	0.5
Thermosetting resins and plastics materials.....	0663-06	12/98	158.9	161.9	162.8	6.2	0.6
Thermosetting resins and plastics materials.....	0663-0601	12/98	158.9	161.9	162.8	6.2	0.6
Other chemicals and allied products.....	067		181.9	184.1	184.6	4.8	0.3
Soaps and synthetic detergents.....	0671		162.4	164.0	164.6	2.2	0.4
Soaps and synthetic detergents.....	0671-04	06/83	156.0	157.5	158.1	2.3	0.4
Soaps and detergents, nonhousehold.....	0671-0401	06/83	211.9	214.0	213.9	3.2	0.0
Household detergents.....	0671-0402		138.3	137.8	139.6	-0.8	1.3
Household soap, except specialty cleaners.....	0671-0403	06/83	178.0	184.2	184.1	5.5	-0.1
Specialty cleaning, polishing, and sanitary products.....	0672	06/83	163.5	164.1	164.3	1.8	0.1
Specialty cleaning, polishing, and sanitary products.....	0672-01	06/83	163.5	164.1	164.3	1.8	0.1
Polishing preparations and related product.....	0672-0103	06/83	196.5	197.8	197.7	4.1	-0.1
Specialty cleaning and sanitation products including household bleaches, disinfectants, and lau.....	0672-0104	06/07	102.5	102.8	103.0	1.1	0.2
Cosmetics and other toilet preparations.....	0675		151.7	152.1	152.1	0.8	0.0
Shaving preparations.....	0675-02		138.8	139.2	139.2	0.3	0.0
Shaving preparations.....	0675-0206	06/99	122.8	123.2	123.2	0.3	0.0
Perfumes, cologne and toilet water.....	0675-03		164.9	165.8	165.7	0.5	-0.1
Perfumes, cologne and toilet water.....	0675-0306	06/99	102.9	103.4	103.3	0.5	-0.1
Hair preparations.....	0675-04		160.8	162.2	161.9	2.0	-0.2
Hair preparations.....	0675-0407	06/99	119.0	120.0	119.8	2.0	-0.2
Dentifrices.....	0675-05		128.9	128.9	128.9	0.0	0.0
Dentifrices.....	0675-0506	06/99	122.7	122.7	122.7	0.0	0.0
Creams, lotions and oils.....	0675-14	06/99	113.5	113.5	113.5	0.4	0.0
Creams, lotions and oils.....	0675-1401	06/99	113.5	113.5	113.5	0.4	0.0
Other cosmetics and toilet preparations.....	0675-15	06/99	103.6	103.6	103.6	0.4	0.0
Other cosmetics and toilet preparations.....	0675-1501	06/99	103.6	103.6	103.6	0.4	0.0
Misc. chemical prod. and preparations.....	0679		215.7	219.8	220.8	8.6	0.5
Explosives, propellants, and blasting accessories.....	0679-02		199.5	204.0	205.2	12.2	0.6
Explosives, propellants, and blasting accessories.....	0679-0234	12/03	122.6	125.4	126.1	12.2	0.6
Industrial gases.....	0679-03		197.8	207.4	202.8	4.7	-2.2
Acetylene.....	0679-0301		265.4	299.1	290.8	8.2	-2.8
Carbon dioxide.....	0679-0302		284.9	288.8	288.8	3.1	0.0
Nitrogen.....	0679-0303		140.5	151.5	144.8	6.3	-4.4
Oxygen.....	0679-0304		234.2	264.1	253.5	13.6	-4.0
Argon and hydrogen.....	0679-0309	06/09	97.3	101.7	98.7	2.4	-2.9
Fluorocarbon and other industrial gases.....	0679-0312	06/09	120.0	118.5	120.0	1.4	1.3
Adhesives and sealants.....	0679-04	12/83	235.0	241.0	241.3	6.4	0.1
Synthetic resin and rubber adhesives.....	0679-0402	12/83	244.4	252.3	252.2	6.9	0.0
Caulking compounds and sealants.....	0679-0403	12/83	199.2	201.6	202.7	5.2	0.5
Surface active agents.....	0679-05	12/83	240.1	238.6	243.8	11.9	2.2
Textile and leather assistants.....	0679-0501	12/83	175.6	179.0	178.4	5.1	-0.3
Bulk surfactants.....	0679-0502	12/83	256.2	250.6	260.1	16.4	3.8
Gum and wood chemicals, including wood distillation products.....	0679-06	06/84	366.4	371.3	369.6	34.9	-0.5
Gum and wood chemicals, including wood distillation products.....	0679-0607	12/03	239.2	242.4	241.3	35.0	-0.5
Other miscellaneous chemical products.....	0679-09		198.0	201.3	203.1	7.6	0.9
Salt, evaporated and solar.....	0679-0904	06/85	168.1	-	-	-	-
Carbon black.....	0679-0918	12/83	309.8	323.0	320.7	12.2	-0.7
Printing ink.....	0679-0919	06/84	180.3	183.1	184.2	6.0	0.6
Water-treating compounds.....	0679-0961	06/85	197.3	197.6	197.6	7.2	0.0
Automotive chemicals.....	0679-0991	06/09	107.1	106.8	108.3	8.5	1.4
Other chemical preparations, n.e.c.....	0679-0999	06/85	230.1	235.1	239.0	8.3	1.7
<b>Rubber and plastic products.....</b>	<b>07</b>		<b>180.3</b>	<b>186.2</b>	<b>186.1</b>	<b>8.3</b>	<b>-0.1</b>
Rubber and rubber products.....	071		178.9	190.1	192.3	15.8	1.2
Synthetic rubber.....	0711		249.7	292.3	301.6	36.7	3.2
Synthetic rubber.....	0711-02		251.0	293.9	303.2	36.6	3.2
Synthetic rubber.....	0711-0224	06/03	198.9	232.8	240.2	36.6	3.2

See footnotes at end of table.

**Table 6. Producer price indexes and percent changes for commodity and service groupings and individual items, not seasonally adjusted — Continued**  
 [1982=100 unless otherwise indicated]

Commodity	Commodity code	Other index base	Index			Percent change to Aug. 2011 from:	
			Apr. 2011 <sup>1</sup>	July 2011 <sup>1</sup>	Aug. 2011 <sup>1</sup>	Aug. 2010	July 2011
Tires, tubes, tread, & repair materials.....	0712		153.5	155.7	157.7	12.6	1.3
Tires.....	0712-01		151.1	152.9	155.0	12.8	1.4
Pneumatic tires (including passenger, truck, bus, tractor, industrial, and other tires).....	0712-010		151.2	152.9	155.0	—	1.4
Passenger car pneumatic tires.....	0712-0104	12/03	160.6	159.9	159.4	7.6	-0.3
Truck and bus pneumatic tires.....	0712-0105		147.7	151.7	155.1	18.4	2.2
All solid and semi-pneumatic tires.....	0712-0131	12/10	100.6	106.7	108.4	—	1.6
Tread rubber, tire sundries, and repair materials.....	0712-03		194.4	207.1	207.1	9.2	0.0
Tread rubber, tire sundries, and repair materials.....	0712-0354	12/03	139.9	149.0	149.0	9.2	0.0
Miscellaneous rubber products.....	0713		180.0	189.2	188.8	8.5	-0.2
Rubber and plastics footwear.....	0713-01		135.3	135.3	135.3	0.8	0.0
Protective footwear.....	0713-0107		182.9	182.9	182.9	3.5	0.0
Shoes with fabric uppers, exc sandals & slippers.....	0713-0108	12/86	113.3	113.3	113.3	0.0	0.0
Rubber and plastic belts and belting.....	0713-03		218.0	231.2	232.1	16.8	0.4
Flat rubber and plastics belts and belting.....	0713-0371	12/03	180.6	198.8	200.0	27.8	0.6
Rubber and plastics belt and belting, except flat rubber.....	0713-0372	12/03	114.7	114.9	—	—	—
Rubber hose.....	0713-04		216.6	222.2	223.0	7.1	0.4
Rubber and plastics garden hose.....	0713-0455	12/03	120.1	120.6	121.7	2.3	0.9
All other rubber and plastics hoses.....	0713-0457	12/03	137.7	141.7	142.2	7.9	0.4
Miscellaneous rubber products, n.e.c.....	0713-06	06/83	163.8	173.1	172.4	8.1	-0.4
Industrial rubber products, n.e.c.....	0713-0604	06/83	211.8	229.4	231.7	10.6	1.0
Other rubber goods.....	0713-0606	06/83	177.6	182.5	182.8	8.7	0.2
Sponge and foam rubber.....	0713-0607	06/83	178.7	197.6	192.4	11.8	-2.6
Rubber floor and wall coverings.....	0713-0608	06/83	153.5	160.7	162.8	8.5	1.3
Compounds or mixtures.....	0713-0612	06/83	196.8	232.9	226.8	23.3	-2.6
Rubber druggist & med. Sundries, incl. prophylactics.....	0713-0616	12/03	118.1	121.6	121.6	3.4	0.0
Rubber products for mechanical use.....	0713-0617	12/04	114.4	115.1	115.2	2.0	0.1
Rubber coated fabrics.....	0713-0618	06/06	127.9	131.7	133.5	7.1	1.4
Plastic products.....	072		187.3	191.6	190.7	5.9	-0.5
Plastic construction products.....	0721		196.4	201.9	203.4	6.8	0.7
Plastic construction products.....	0721-06		196.4	201.9	203.4	6.8	0.7
Plastics pipe.....	0721-0603	12/05	97.5	104.8	104.0	15.2	-0.8
Plastics pipe fittings and unions.....	0721-0604	12/05	129.4	132.3	131.2	12.4	-0.8
Plastics plumbing fixtures.....	0721-0605	12/05	111.0	113.2	114.5	3.6	1.1
Other plastic construction products.....	0721-0606		185.4	187.5	190.2	4.1	1.4
Unsupported plastic film/sheet/other shapes.....	0722		208.2	211.9	209.2	4.3	-1.3
Unsupported plastic film/sheet/other shapes.....	0722-05	12/82	206.4	210.0	207.3	4.3	-1.3
Unsupported plastic film/sheet/other shapes.....	0722-0501	12/82	206.4	210.0	207.3	4.3	-1.3
Laminated plastic sheets, rods, and tubes.....	0723		184.1	186.5	186.5	1.7	0.0
Laminated plastic sheets, rods, and tubes.....	0723-04		184.4	186.8	186.8	1.7	0.0
Laminated plastic sheets, rods, and tubes.....	0723-0401	12/82	189.8	192.3	192.3	1.7	0.0
Parts for manufacturing from plastics.....	0726		138.0	139.2	138.1	1.4	-0.8
Parts for transportation equipment.....	0726-01		131.1	131.4	129.8	2.4	-1.2
Parts for transportation equipment.....	0726-0105	12/82	130.0	130.4	128.7	2.3	-1.3
Other parts and components for manufacturing.....	0726-02		134.5	134.3	134.8	1.3	0.4
Other parts and components for manufacturing.....	0726-0205	12/82	134.6	134.4	134.9	1.3	0.4
Plastic components for furniture.....	0726-03	12/82	198.7	210.5	207.7	-2.5	-1.3
Plastic components for furniture.....	0726-0305	12/99	146.4	155.1	153.0	-2.5	-1.4
Other plastic products.....	0729	12/82	206.5	211.4	208.2	8.4	-1.5
Other plastic products.....	0729-01	12/82	206.5	211.4	208.2	8.4	-1.5
Custom compounding of purchased plastic resins (incl color concentrates and resin pellets).....	0729-0196	12/99	158.6	165.0	166.0	14.0	0.6
Custom compounding of purchased resin (incl color concentrates).....	0729-01961	12/09	117.2	121.8	122.6	13.3	0.7
Custom compounding of purchased plastic resins.....	0729-019611	12/09	117.0	122.1	123.1	12.3	0.8
Plastics color concentrates.....	0729-019612	12/09	118.0	121.0	120.5	16.8	-0.4
Reinforced fiberglass and plastic products, n.e.c.....	0729-0197	12/99	135.8	136.3	130.1	1.6	-4.5
Foam products, ex. polystyrene and urethane.....	0729-0198	12/99	122.5	122.7	122.7	3.5	0.0
Packaging products from plastics.....	072A	12/06	110.8	114.6	113.6	8.8	-0.9
Packaging products from plastics.....	072A-01	12/06	110.8	114.6	113.6	8.8	-0.9
Packaging products from plastics.....	072A-0101	12/06	110.8	114.6	113.6	8.8	-0.9
Polystyrene foam product manufacturing.....	072A-01011	12/09	109.6	114.8	114.4	7.2	-0.3
All other plastics product manufacturing.....	072A-01012	12/09	107.9	110.1	109.9	7.1	-0.2
Urethane and other foam product (except polystyrene) manufacturing.....	072A-01013	12/09	105.0	122.1	122.1	16.1	0.0
Plastics bottle manufacturing.....	072A-01014	12/09	112.2	117.2	114.9	10.8	-2.0
Consumer, institutional, and commercial products, n.e.c.....	072B	12/06	119.7	123.3	124.0	7.8	0.6

See footnotes at end of table.

**Table 6. Producer price indexes and percent changes for commodity and service groupings and individual items, not seasonally adjusted — Continued**  
 [1982=100 unless otherwise indicated]

Commodity	Commodity code	Other index base	Index			Percent change to Aug. 2011 from:	
			Apr. 2011 <sup>1</sup>	July 2011 <sup>1</sup>	Aug. 2011 <sup>1</sup>	Aug. 2010	July 2011
Consumer, institutional, and commercial products, n.e.c.....	072B-01	12/06	119.7	123.3	124.0	7.8	0.6
Consumer, institutional, and commercial products, n.e.c.....	072B-0101	12/06	119.7	123.3	124.0	7.8	0.6
<b>Lumber and wood products.....</b>	<b>08</b>		<b>195.6</b>	<b>193.8</b>	<b>195.3</b>	<b>1.7</b>	<b>0.8</b>
Lumber.....	081		168.7	165.6	167.4	1.5	1.1
Softwood lumber.....	0811		163.2	158.0	161.3	4.8	2.1
Flooring, siding, and cut stock.....	0811-05		207.0	195.0	197.3	-4.5	1.2
Flooring, siding, and cut stock.....	0811-0503		220.9	208.1	210.6	-4.5	1.2
Softwood lumber, not edge worked, not MFPM.....	0811-06	12/03	87.3	84.1	86.2	6.4	2.5
Softwood lumber, not edge worked, not MFPM.....	0811-0601	12/03	87.3	84.1	86.2	6.4	2.5
Softwood lumber MFPM.....	0811-07	12/03	112.2	113.0	113.4	2.5	0.4
Softwood lumber MFPM.....	0811-0701	12/03	112.2	113.0	113.4	2.5	0.4
Hardwood lumber.....	0812		186.7	187.3	186.5	-3.5	-0.4
Hardwood dimension.....	0812-03		191.3	191.2	186.5	-0.1	-2.5
Hardwood dimension.....	0812-0311	06/84	166.4	166.4	162.3	-0.1	-2.5
Hardwood flooring.....	0812-04	06/84	161.4	163.5	164.6	-0.8	0.7
Hardwood flooring.....	0812-0401	06/84	161.4	163.5	164.6	-0.8	0.7
Hardwood lumber, not edge worked, not MFPM.....	0812-05	12/03	95.7	95.9	96.0	-5.3	0.1
Hardwood lumber, not edge worked, not MFPM.....	0812-0501	12/03	95.7	95.9	96.0	-5.3	0.1
Hardwood lumber MFPM.....	0812-06	12/03	88.2	87.9	87.1	-5.7	-0.9
Hardwood lumber MFPM.....	0812-0601	12/03	88.2	87.9	87.1	-5.7	-0.9
Millwork.....	082		209.4	209.6	209.1	0.9	-0.2
General millwork.....	0821		212.9	213.4	213.5	0.9	0.0
General millwork.....	0821-01		212.9	213.4	213.5	0.9	0.0
Wood kitchen cabinets and cabinetwork.....	0821-0101		203.7	203.7	203.9	2.1	0.1
Vanities and other cabinetwork.....	0821-0103	06/84	190.9	190.9	190.9	1.5	0.0
Wood window units.....	0821-0112	06/83	195.4	195.4	195.4	-1.2	0.0
Wood sash.....	0821-0122	06/83	222.3	222.6	222.6	2.7	0.0
Wood window and door frames.....	0821-0132	06/83	146.3	146.8	147.0	1.4	0.1
Wood doors, flush and panel, interior and exterior.....	0821-0142	06/83	175.4	178.6	179.3	2.7	0.4
Other wood doors, incl. garage, screen, storm, etc.....	0821-0152	06/83	196.7	196.4	196.4	-0.3	0.0
Wood mouldings, ex. prefinished from purchased mouldings. . .	0821-0162	06/83	192.3	191.9	190.6	-0.7	-0.7
Mirror and picture frames.....	0821-0175	06/02	115.2	115.6	115.6	-0.4	0.0
Other millwork products.....	0821-0183	06/83	201.5	202.4	202.4	-1.3	0.0
Prefabricated structural members.....	0822		191.1	189.8	187.2	0.6	-1.4
Prefabricated structural members.....	0822-01		191.1	189.8	187.2	0.6	-1.4
Wood trusses.....	0822-0109	12/03	110.6	109.6	107.6	0.2	-1.8
Plywood.....	083		177.7	170.8	170.0	-4.1	-0.5
Softwood veneer and plywood.....	0831		197.5	184.0	184.6	-7.0	0.3
Softwood veneer and plywood.....	0831-03		154.3	143.7	144.2	-7.0	0.3
Softwood veneer and plywood.....	0831-0303	12/05	95.3	88.8	89.1	-6.9	0.3
Hardwood veneer and plywood.....	0835	12/05	104.8	104.5	103.1	-0.4	-1.3
Hardwood veneer and plywood.....	0835-01	12/05	104.8	104.5	103.1	-0.4	-1.3
Hardwood veneer and plywood.....	0835-0101	12/05	104.8	104.5	103.1	-0.4	-1.3
Other wood products.....	084		144.3	145.0	144.9	1.0	-0.1
Wood pallets and skids.....	0841		209.8	210.3	209.9	0.4	-0.2
Wood pallets and skids.....	0841-01		209.8	210.3	209.9	0.4	-0.2
Wood pallets.....	0841-0101	12/09	107.6	107.9	107.7	0.3	-0.2
Wood skids, wood and metal combination pallets and pallet containers.....	0841-0102	12/09	103.9	103.9	103.9	1.9	0.0
Boxes.....	0842		193.3	193.9	193.9	5.2	0.0
Boxes.....	0842-01		193.3	193.9	193.9	5.2	0.0
Nailed or lock-corner wooden boxes.....	0842-0101	06/85	182.3	182.4	182.3	13.1	-0.1
Wooden box and crate shook.....	0842-0102	06/85	156.8	157.6	157.6	7.7	0.0
Wood container parts and wood containers, nec.....	0842-0127	12/03	119.7	120.3	120.3	0.3	0.0
Miscellaneous wood products.....	0849		110.1	110.8	110.9	0.3	0.1
Wood ties, siding, shingles, & shakes and contract sawing.....	0849-03	12/03	110.2	113.8	113.8	2.8	0.0
Wood ties, siding, shingles, & shakes and contract sawing.....	0849-0301	12/03	110.2	113.8	113.8	2.8	0.0
Sawn wood fence stock, wood lath, and contract resawing and planing.....	0849-04	12/03	113.1	108.0	107.8	-4.7	-0.2
Sawn wood fence stock, wood lath, and contract resawing and planing.....	0849-0401	12/03	113.1	108.0	107.8	-4.7	-0.2
Other miscellaneous wood and cork products.....	0849-09	06/84	182.9	184.1	184.3	0.3	0.1
Other miscellaneous wood and cork products.....	0849-0901	06/84	182.9	184.1	184.3	0.3	0.1
Logs, bolts, timber and pulpwood.....	085		226.8	224.4	232.1	8.8	3.4

See footnotes at end of table.

**Table 6. Producer price indexes and percent changes for commodity and service groupings and individual items, not seasonally adjusted — Continued**  
 [1982=100 unless otherwise indicated]

Commodity	Commodity code	Other index base	Index			Percent change to Aug. 2011 from:	
			Apr. 2011 <sup>1</sup>	July 2011 <sup>1</sup>	Aug. 2011 <sup>1</sup>	Aug. 2010	July 2011
Logs, bolts, timber and pulpwood.....	0851		226.8	224.4	232.1	8.8	3.4
Softwood logs, bolts and timber.....	0851-01		240.0	234.9	241.0	9.5	2.6
Softwood logs, bolts and timber.....	0851-0103	12/03	112.0	109.6	112.4	9.6	2.6
Hardwood logs, bolts and timber.....	0851-02		110.7	114.9	115.3	-5.6	0.3
Hardwood logs, bolts and timber.....	0851-0201		110.7	114.9	115.3	-5.6	0.3
Pulpwood.....	0851-03		96.5	92.9	102.7	10.4	10.5
Pulpwood.....	0851-0303	12/03	100.0	96.3	106.5	10.5	10.6
Other roundwood products.....	0851-04	06/86	202.8	205.7	209.8	9.9	2.0
Other roundwood products.....	0851-0402	12/03	132.6	134.4	137.1	9.9	2.0
Prefabricated wood buildings & components.....	086	12/84	216.5	216.8	216.9	1.4	0.0
Prefabricated wood buildings & components.....	0861	12/84	216.5	216.8	216.9	1.4	0.0
Prefabricated wood buildings & components.....	0861-01	12/84	216.5	216.8	216.9	1.4	0.0
Components not sold as complete units.....	0861-0101	12/84	154.2	154.6	154.2	-1.7	-0.3
Precut packages sold as complete units.....	0861-0102	12/84	236.1	236.1	236.1	3.0	0.0
Panelized buildings sold as complete units.....	0861-0103	12/84	231.3	231.0	232.1	2.1	0.5
Modular buildings shipped with floor & walls.....	0861-0104	12/84	214.2	214.6	214.5	1.1	0.0
Treated wood and contract wood preserving.....	087	06/85	170.4	164.3	170.3	-0.5	3.7
Treated wood and contract wood preserving.....	0871	06/85	170.4	164.3	170.3	-0.5	3.7
Treated wood.....	0871-01	06/85	168.7	162.3	168.5	-0.6	3.8
Poles, piles, and posts.....	0871-0101	06/85	226.4	228.8	233.5	5.0	2.1
Other wood products.....	0871-0102	06/85	150.1	142.6	148.7	-1.9	4.3
Contract wood preserving.....	0871-02	06/85	191.3	191.3	191.3	0.0	0.0
Contract wood preserving.....	0871-0201	06/85	191.3	191.3	191.3	0.0	0.0
<b>Pulp, paper, and allied products.....</b>	<b>09</b>		<b>245.0</b>	<b>247.3</b>	<b>247.7</b>	<b>3.9</b>	<b>0.2</b>
Pulp, paper, and prod., ex. bldg. paper.....	091		215.8	219.0	219.3	4.9	0.1
Woodpulp.....	0911		197.6	204.6	204.1	3.6	-0.2
Woodpulp.....	0911-05	06/06	137.2	142.1	141.7	3.7	-0.3
Woodpulp.....	0911-0501	06/06	137.2	142.1	141.7	3.7	-0.3
Wastepaper.....	0912		500.5	522.9	542.5	37.4	3.7
News wastepaper.....	0912-01		373.9	356.3	367.5	42.2	3.1
News wastepaper.....	0912-0125	06/06	168.8	160.9	165.9	42.2	3.1
Mixed wastepaper.....	0912-02		839.0	855.8	-	-	-
Mixed wastepaper.....	0912-0225	06/06	150.3	153.4	-	-	-
Corrugated wastepaper.....	0912-03		457.8	484.1	527.3	52.1	8.9
Corrugated wastepaper.....	0912-0325	06/06	157.3	166.3	181.1	52.1	8.9
High grades wastepaper (pulp, substitutes & deinking).....	0912-07	12/86	279.8	297.9	297.9	18.3	0.0
High grades wastepaper (pulp, substitutes & deinking).....	0912-0725	06/06	210.4	224.0	224.0	18.3	0.0
Exports (all grades).....	0912-08	12/86	456.9	475.3	482.6	-	1.5
Exports (all grades).....	0912-0801	12/86	456.9	475.3	482.6	42.8	1.5
Paper.....	0913		190.0	192.4	193.0	4.5	0.3
Writing and printing papers.....	0913-01		185.2	186.4	186.3	2.1	-0.1
Ground wood paper, uncoated.....	0913-0101	12/99	98.6	98.5	99.2	3.0	0.7
Clay coated printing and converting paper.....	0913-0118	06/99	129.6	131.4	130.6	5.2	-0.6
Publication and printing paper, all types.....	0913-0124	12/99	137.6	139.2	139.2	0.9	0.0
Bond and all writing paper.....	0913-0138	12/99	125.6	124.1	126.0	-1.6	1.5
Cover & text papers & misc. uncoated freesheet.....	0913-0144	12/99	130.9	132.6	132.5	1.1	-0.1
Bleached bristols, coated and uncoated.....	0913-0147		231.0	232.9	232.1	5.0	-0.3
Newsprint.....	0913-02		136.1	136.2	135.8	4.9	-0.3
Newsprint.....	0913-0291		136.1	136.2	135.8	4.9	-0.3
Packaging and industrial converting paper.....	0913-03		231.5	237.8	238.9	7.8	0.5
Special industrial paper, except specialty packaging.....	0913-0320	06/07	115.1	116.4	117.6	7.6	1.0
Coated and laminated single and multi-web paper.....	0913-0321	12/87	175.9	179.5	179.3	5.3	-0.1
Coated and laminated single and multi-web film.....	0913-0322	12/87	187.3	193.7	194.9	10.0	0.6
All other coated and processed papers.....	0913-05	12/82	206.9	210.0	217.1	10.3	3.4
All other coated and processed papers.....	0913-0502	06/07	117.8	119.5	123.6	10.3	3.4
Paperboard.....	0914		230.6	232.7	231.2	-0.5	-0.6
Corrugated paperboard in sheets and rolls.....	0914-05		203.1	199.1	199.1	-2.1	0.0
Corrugated paperboard in sheets and rolls.....	0914-0551		203.1	199.1	199.1	-2.1	0.0
Paperboard, ex. corrugated paperboard.....	0914-11	12/82	246.5	249.8	248.0	-0.2	-0.7
Semichemical paperboard.....	0914-1104	12/82	260.7	265.6	265.6	-0.7	0.0
Recycled paperboard.....	0914-1105	12/82	284.5	288.5	283.4	0.7	-1.8
Unbleached kraft packaging/indust. convert. paperbrd.....	0914-1107	12/99	145.2	147.9	147.9	0.5	0.0
Converted paper and paperboard products.....	0915		215.8	218.0	217.8	3.3	-0.1
Sanitary paper products, including stock.....	0915-01		182.7	184.5	185.4	3.3	0.5
Sanitary paper products, including stock.....	0915-0123	12/99	126.8	128.1	128.6	3.2	0.4

See footnotes at end of table.

**Table 6. Producer price indexes and percent changes for commodity and service groupings and individual items, not seasonally adjusted — Continued**  
 [1982=100 unless otherwise indicated]

Commodity	Commodity code	Other index base	Index			Percent change to Aug. 2011 from:	
			Apr. 2011 <sup>1</sup>	July 2011 <sup>1</sup>	Aug. 2011 <sup>1</sup>	Aug. 2010	July 2011
Paper, plastic, and foil bags.....	0915-02		261.7	268.0	268.9	8.2	0.3
Uncoated single-web paper grocers' bags and sacks and variety and shopping bags.....	0915-0214	12/83	286.6	307.5	318.3	12.1	3.5
Uncoated paper grocers' bags and sacks.....	0915-02141	12/10	107.1	112.9	115.4	—	2.2
Uncoated paper variety bags and pouches (merchandise) and shopping bags.....	0915-02142	12/10	100.4	112.5	122.1	—	8.5
All other uncoated paper bags and pouches.....	0915-02143	12/10	100.4	106.1	106.1	—	0.0
Specialty bags, pouches and liners.....	0915-0216	12/83	208.3	212.8	213.0	8.7	0.1
Shipping sacks and multiwall bags, all materials, except textiles.....	0915-0218	12/83	260.5	263.8	264.4	2.3	0.2
Single and double wall shipping sacks and bags, all materials, except textiles.....	0915-02181	12/10	101.8	103.7	104.0	—	0.3
Multiwall (three-ply or more) shipping sacks and bags, all materials, except textiles.....	0915-02182	12/10	100.9	102.1	102.3	—	0.2
Paper boxes and containers.....	0915-03		225.6	227.9	226.6	1.4	-0.6
Corrugated shipping containers.....	0915-0301	06/87	215.1	217.4	216.5	1.0	-0.4
Corrugated shipping containers for food, beverages and carryout boxes.....	0915-03011	12/09	109.3	109.3	109.1	—	-0.2
Corrugated shipping containers for paper and allied products.....	0915-03012	12/09	111.3	113.2	109.8	—	-3.0
Corrugated shipping containers for metal and electrical products.....	0915-03013	12/09	114.2	114.2	113.7	—	-0.4
Corrugated shipping containers for all other end uses.....	0915-03014	12/09	110.8	113.8	113.8	—	0.0
Setup paperboard boxes.....	0915-0322	12/83	215.7	215.7	215.7	5.9	0.0
Folding paperboard boxes.....	0915-0336	12/04	107.4	108.2	108.7	3.4	0.5
Folding paperboard boxes for dry food and produce.....	0915-03361	12/10	100.3	100.5	100.5	—	0.0
Folding paperboard boxes for bottled and canned beverages.....	0915-03362	12/10	100.6	100.6	100.6	—	0.0
Folding paperboard boxes for cosmetic and medicinal products.....	0915-03363	12/10	100.1	105.5	105.4	—	-0.1
Folding paperboard boxes for paper goods or products.....	0915-03364	12/10	99.5	101.0	101.0	—	0.0
Folding paperboard boxes for fresh bakery products.....	0915-03365	12/10	101.6	101.1	101.5	—	0.4
Folding paperboard boxes and packaging components for all other end uses.....	0915-03366	12/10	101.1	101.6	102.6	—	1.0
Paperboard fiber drums.....	0915-0337		310.1	315.2	315.2	4.4	0.0
Other corrugated and solid fiber products.....	0915-04		276.9	277.0	273.0	3.2	-1.4
Other corrugated and solid fiber products.....	0915-0441		385.0	385.2	379.6	3.2	-1.5
Office supplies and accessories.....	0915-06		163.9	164.4	165.1	3.1	0.4
Envelopes.....	0915-0636	12/84	152.3	151.1	152.2	0.4	0.7
Die-cut paper and paperboard office supplies.....	0915-0646	12/03	132.8	135.0	135.0	8.6	0.0
Business machine paper & other paper office supplies.....	0915-0655	06/90	171.2	173.0	173.2	2.2	0.1
Stationery, tablets and related products.....	0915-0656	06/05	112.6	111.4	111.5	1.7	0.1
Fiber and composite cans & related products.....	0915-07		276.7	280.6	280.7	3.0	0.0
Fiber cans, all fiber and composite.....	0915-0731	12/09	106.3	107.0	107.0	0.7	0.0
Fiber cores and tubes.....	0915-0732	12/09	106.0	107.9	108.0	4.1	0.1
Paperboard cones, reels, spools, bobbins, blocks, and all vulcanized fiber products.....	0915-0733	12/09	112.9	112.9	113.2	3.4	0.3
Pressed and molded pulp goods.....	0915-08	06/85	180.6	180.5	180.6	-1.6	0.1
Pressed and molded pulp goods.....	0915-0814	06/90	157.2	157.1	157.2	-1.6	0.1
Miscellaneous converted paper and paperboard products.....	0915-09	12/84	185.3	186.7	187.7	4.5	0.5
Pasted, lined, laminated or surface-coated paperboard.....	0915-0901	12/84	238.8	240.6	240.6	10.0	0.0
Wallcoverings.....	0915-0902	06/85	145.9	150.1	150.1	2.9	0.0
Other converted paper and paperboard products.....	0915-0999	12/84	182.1	183.2	184.4	3.5	0.7
Pressure sensitive and gummed products.....	0916	12/82	185.0	190.6	189.7	7.2	-0.5
Pressure sensitive and gummed products.....	0916-01	12/82	185.0	190.6	189.7	7.2	-0.5
Pressure sensitive and gummed products.....	0916-0101	12/82	184.6	190.2	189.3	7.2	-0.5
Building paper & building board mill prods.....	092		165.2	165.1	162.5	0.4	-1.6
Hardboard, particleboard & fiberboard prods.....	0922		155.5	155.3	152.8	0.4	-1.6
Particleboard and fiberboard.....	0922-01		159.8	159.3	156.0	0.3	-2.1
Particleboard.....	0922-0123	12/82	193.6	197.3	197.8	2.9	0.3
Waferboard and oriented strandboard (OSB).....	0922-0124	12/82	139.2	136.0	128.3	-1.1	-5.7
Medium density fiberboard (MDF).....	0922-0131	06/84	160.7	161.4	161.4	-2.2	0.0
Prefinished particleboard & MDF made from purchased materials.....	0922-0141	12/02	132.2	132.4	132.5	0.5	0.1
Hardboard and fabricated hardboard products.....	0922-02	06/84	131.3	132.4	133.1	1.1	0.5
Publications, printed matter & printing mat'l.....	094	06/09	102.5	102.4	102.7	1.8	0.3
Book printing.....	0944	12/83	167.2	165.8	165.9	0.5	0.1
Book printing.....	0944-01	12/83	167.2	165.8	165.9	0.5	0.1
Book printing.....	0944-0113	06/05	106.4	105.5	105.6	0.6	0.1
Manifold business forms.....	0945	12/83	315.2	315.2	316.5	4.0	0.4

See footnotes at end of table.



**Table 6. Producer price indexes and percent changes for commodity and service groupings and individual items, not seasonally adjusted — Continued**  
 [1982=100 unless otherwise indicated]

Commodity	Commodity code	Other index base	Index			Percent change to Aug. 2011 from:	
			Apr. 2011 <sup>1</sup>	July 2011 <sup>1</sup>	Aug. 2011 <sup>1</sup>	Aug. 2010	July 2011
Manifold business forms.....	0945-01	12/83	315.2	315.2	316.5	4.0	0.4
Unit set business forms.....	0945-0101	12/83	360.4	361.2	360.7	5.6	-0.1
Unit set business forms, loose or bound, label/form combination and stock.....	0945-01011	12/10	98.4	98.4	98.6	—	0.2
All other unit set business forms.....	0945-01014	12/10	103.2	103.5	103.2	—	-0.3
Manifold books.....	0945-0102	12/83	253.2	—	256.2	2.2	—
Custom continuous forms.....	0945-0103	12/83	287.5	281.5	284.0	2.2	0.9
Custom continuous business forms, label/form, jumbo roll-feed & self-mailer.....	0945-01031	12/10	99.6	99.7	100.0	—	0.3
Custom continuous business forms, one-part, with or without product affixed.....	0945-01032	12/10	100.0	100.6	100.6	—	0.0
All other custom continuous forms, multiple-part.....	0945-01035	12/10	100.4	93.9	96.1	—	2.3
Commercial printing.....	0947	06/82	170.0	169.9	170.5	1.4	0.4
Magazine and periodical printing.....	0947-01	06/82	133.9	133.4	133.4	1.9	0.0
Lithographic.....	0947-0102	06/82	139.7	138.6	138.6	1.6	0.0
Label and wrapper printing for packaging.....	0947-02	06/82	179.5	180.3	181.1	2.5	0.4
Lithographic.....	0947-0202	06/82	147.5	148.7	148.6	0.4	-0.1
Gravure.....	0947-0203	06/82	129.1	129.2	132.5	4.2	2.6
Flexographic.....	0947-0205	12/08	105.6	105.9	106.0	3.4	0.1
Catalog and directory printing.....	0947-03	06/82	133.6	131.0	133.2	0.2	1.7
Lithographic.....	0947-0302	06/82	146.2	145.6	145.8	0.3	0.1
Gravure.....	0947-0303	06/82	85.1	—	—	—	—
Financial and legal printing.....	0947-04	06/82	179.4	178.9	178.9	2.2	0.0
Lithographic.....	0947-0402	06/82	168.1	167.6	167.6	2.1	0.0
Advertising printing.....	0947-05	06/82	157.0	157.0	157.0	0.3	0.0
Lithographic.....	0947-0502	06/82	153.0	152.9	152.9	0.1	0.0
Gravure.....	0947-0503	06/82	112.7	—	112.7	0.0	—
Other general job printing.....	0947-06	06/82	220.9	221.8	222.0	1.0	0.1
Gravure.....	0947-0603	06/82	108.7	109.0	109.1	2.0	0.1
Quick printing.....	0947-0604	12/08	101.8	101.6	101.7	1.0	0.1
Other commercial and general job printing.....	0947-0609	06/82	218.4	219.8	220.0	1.0	0.1
Commercial printing, n.e.c.....	0947-11	12/88	139.9	140.5	141.8	3.2	0.9
Screen printed materials.....	0947-1101	06/82	145.9	147.8	150.4	5.6	1.8
Screen printed labels.....	0947-11011	06/09	100.8	100.8	100.9	—	0.1
Screen printed materials except labels and garments, apparel accessories and other textiles.....	0947-11012	06/09	104.8	106.7	109.1	7.2	2.2
Screen printed advertising materials.....	0947-110121	06/10	104.8	107.6	109.1	—	1.4
Screen printed decalcomanias and pressure sensitives.....	0947-110122	06/10	104.8	105.4	106.6	6.6	1.1
Other screen printed materials, except textiles.....	0947-110123	06/10	99.4	100.5	101.7	4.7	4.2
Engraving.....	0947-1102	12/84	230.5	240.1	240.1	4.4	0.0
Digital printing.....	0947-1103	12/88	110.1	108.8	108.7	0.6	-0.1
Flexographic printing.....	0947-1106	12/08	100.0	99.9	100.1	-0.7	0.2
Blankbooks, binders, and bookbinding work.....	0948	06/85	196.4	198.3	198.3	6.8	0.0
Blankbooks, looseleaf binders, and devices.....	0948-01	06/85	219.3	220.3	220.3	9.3	0.0
Blankbooks and checkbooks.....	0948-0101	06/85	245.4	246.0	245.9	12.3	0.0
Checkbooks.....	0948-010101	12/09	113.9	114.0	114.0	—	0.0
Blankbooks.....	0948-010102	12/09	103.4	104.7	104.6	2.6	-0.1
Looseleaf binders and devices.....	0948-0102	06/85	176.8	178.5	178.5	2.3	0.0
Bookbinding and related work.....	0948-02	12/85	154.0	156.9	156.9	2.3	0.0
Edition, library and other hardcover book binding.....	0948-0201	12/85	163.2	163.2	163.2	2.1	0.0
Other book and pamphlet binding.....	0948-0202	12/85	150.8	154.3	154.3	2.3	0.0
Services for the printing trade.....	0949	06/85	111.9	108.9	108.8	-2.7	-0.1
Services for the printing trade.....	0949-05	12/03	99.8	97.2	97.1	-2.7	-0.1
Services for the printing trade.....	0949-0501	12/03	99.3	95.6	95.5	-3.7	-0.1
Printing plates prepared for printing exc blanks.....	0949-0502	12/03	102.1	102.7	102.5	0.5	-0.2
<b>Metals and metal products.....</b>	<b>10</b>		<b>229.2</b>	<b>229.5</b>	<b>229.3</b>	<b>11.0</b>	<b>-0.1</b>
Iron and steel.....	101		257.5	256.9	255.2	15.0	-0.7
Iron ores.....	1011		160.3	159.1	158.5	4.7	-0.4
Iron ores.....	1011-05	12/97	168.4	167.2	166.6	4.7	-0.4
Iron ores.....	1011-0555	12/97	168.4	167.2	166.6	4.7	-0.4
Iron and steel scrap.....	1012		656.6	656.6	653.4	23.9	-0.5
Carbon steel scrap.....	1012-11	12/86	592.0	596.5	594.2	25.8	-0.4
Heavy melting scrap.....	1012-1191	06/96	326.6	329.8	339.6	31.5	3.0
Carbon steel scrap bundles.....	1012-1192	06/96	316.3	326.6	317.5	23.2	-2.8
Shredded carbon steel scrap.....	1012-1193	06/96	281.7	287.0	284.1	31.5	-1.0
Cut plate and structural scrap.....	1012-1194	06/96	326.2	328.7	322.6	24.6	-1.9
Other carbon steel scrap.....	1012-1195	06/96	332.5	327.4	323.8	19.0	-1.1
Stainless and other alloy steel scrap.....	1012-12	12/86	800.9	704.8	691.0	-6.2	-2.0

See footnotes at end of table.

**Table 6. Producer price indexes and percent changes for commodity and service groupings and individual items, not seasonally adjusted — Continued**  
 [1982=100 unless otherwise indicated]

Commodity	Commodity code	Other index base	Index			Percent change to Aug. 2011 from:	
			Apr. 2011 <sup>1</sup>	July 2011 <sup>1</sup>	Aug. 2011 <sup>1</sup>	Aug. 2010	July 2011
Stainless and other alloy steel scrap.....	1012-1208	06/96	518.9	456.6	447.7	-6.2	-1.9
Cast iron scrap.....	1012-13	12/86	306.9	316.0	320.8	13.6	1.5
Cast iron scrap.....	1012-1308	06/96	238.9	246.0	249.7	13.6	1.5
Other ferrous scrap.....	1012-15	06/06	158.8	147.1	144.0	21.0	-2.1
Other ferrous scrap.....	1012-1501	06/06	158.8	147.1	144.0	21.0	-2.1
Foundry and forge shop products.....	1015		200.5	202.0	202.6	5.6	0.3
Pressure & soil pipe & fittings, cast iron.....	1015-02		368.8	371.3	371.7	4.7	0.1
Soil pipe and fittings, gray and ductile iron.....	1015-0235		439.3	459.3	458.2	16.6	-0.2
Pressure pipe and fittings, ductile iron.....	1015-0237		296.1	-	296.7	3.1	-
Other gray and ductile iron castings.....	1015-04		200.0	201.6	202.9	7.8	0.6
Other gray and ductile iron castings.....	1015-0428	12/03	147.7	148.9	149.8	7.7	0.6
Standard malleable iron castings.....	1015-05		244.3	245.9	246.1	3.3	0.1
Standard malleable iron castings.....	1015-0511		255.3	256.9	257.0	3.3	0.0
Carbon, stainless, and alloy investment castings.....	1015-06		214.4	214.4	214.0	2.7	-0.2
Carbon, stainless, and alloy investment castings.....	1015-0624	12/03	122.4	122.4	122.2	2.7	-0.2
Other steel castings, carbon steel.....	1015-07		219.8	223.5	223.5	2.3	0.0
Other steel castings, carbon steel.....	1015-0701	12/03	148.7	151.3	151.3	2.3	0.0
Other steel castings, high alloy and stainless.....	1015-08		199.7	201.3	200.2	5.5	-0.5
Other steel castings, high alloy and stainless.....	1015-0801	12/03	146.7	147.9	147.1	5.5	-0.5
Other steel castings, low alloy steel.....	1015-09		200.7	203.6	203.6	4.0	0.0
Other steel castings, low alloy steel.....	1015-0901	12/03	143.7	145.8	145.8	3.9	0.0
Other forge shop products.....	1015-13	06/82	157.6	158.8	159.0	4.8	0.1
Open die and smith forgings (hammer and press), ferrous.....	1015-1318	06/09	108.2	109.9	110.6	4.9	0.6
Seamless rolled ring forgings, ferrous.....	1015-1329	06/82	185.2	186.0	186.0	6.6	0.0
Closed die forgings, ferrous.....	1015-1359	06/98	122.8	123.6	123.7	4.4	0.1
Hot impression die impact, press and upset steel forgings.....	1015-135911	12/07	117.0	117.8	117.9	4.2	0.1
Hot impression die impact, press, and upset carbon steel forgings.....	1015-1359111	06/09	101.8	103.4	102.7	4.1	-0.7
Hot impression die impact, press, & upset alloy steel forgings, except stainless and high temp.....	1015-1359112	06/09	105.4	104.6	105.1	3.3	0.5
Hot impression die impact, press, and upset stainless steel forgings.....	1015-1359113	06/09	101.5	103.1	-	-	-
Electrometallurgical ferroalloy products.....	1016		258.1	257.6	258.1	2.3	0.2
Electrometallurgical ferroalloy products.....	1016-09	12/09	117.7	117.5	117.8	2.3	0.3
Electrometallurgical ferroalloy products.....	1016-0901	12/09	117.7	117.5	117.8	2.3	0.3
Steel mill products.....	1017		221.5	220.3	218.2	14.3	-1.0
Semifinished steel mill products.....	1017-02	06/82	264.0	269.0	267.9	12.2	-0.4
Wire rod, carbon.....	1017-0202	12/10	105.6	108.3	108.3	-	0.0
Steel ingots and semifinished steel mill products, carbon.....	1017-0203	12/10	110.6	113.7	113.1	-	-0.5
Steel ingots and semifinished steel mill products, alloy.....	1017-0204	12/10	112.1	115.0	115.2	-	0.2
Other steel mill products.....	1017-0206	12/10	106.3	107.2	106.8	-	-0.4
Hot rolled steel sheet and strip, incl. tin mill.....	1017-03	06/82	169.1	172.2	162.0	10.7	-5.9
Hot rolled steel sheet and strip, incl. tin mill.....	1017-0301	12/03	150.2	152.9	143.9	10.8	-5.9
Hot rolled steel bars, plates, & structural shapes.....	1017-04	06/82	223.9	224.9	229.2	19.9	1.9
Hot rolled steel bars, carbon.....	1017-0402	12/10	112.5	112.5	113.3	-	0.7
Hot rolled steel structural shapes, carbon.....	1017-0404	12/10	109.2	107.9	107.4	-	-0.5
Concrete reinforcing bar, carbon.....	1017-0405	12/10	121.2	115.6	120.6	-	4.3
Hot rolled steel bars, plates, & structural shapes, alloy.....	1017-0406	12/10	102.2	110.2	111.8	-	1.5
Hot rolled steel bars, plates, & structural shapes, stainless.....	1017-0407	12/10	111.1	105.9	105.8	-	-0.1
Steel wire.....	1017-05	06/82	267.7	272.2	273.1	7.4	0.3
Steel wire, carbon.....	1017-0501	12/03	257.7	263.3	264.4	8.2	0.4
Steel wire, stainless steel.....	1017-0502	12/10	104.0	103.0	102.1	-	-0.9
Steel wire, alloy.....	1017-0503	12/10	104.7	104.5	105.2	-	0.7
Steel pipe and tube.....	1017-06	06/82	282.4	276.4	273.9	10.8	-0.9
OCTG, standard, line pipe, carbon.....	1017-0671	12/10	115.1	112.5	112.3	-	-0.2
Pressure, mechanical, structural and other steel pipe and tube, carbon.....	1017-0672	12/10	115.9	111.9	109.1	-	-2.5
Steel pipe and tube, alloy.....	1017-0673	12/10	104.6	104.5	106.4	-	1.8
Steel pipe and tube, stainless steel.....	1017-0674	12/10	106.0	107.4	106.3	-	-1.0
Cold rolled steel sheet and strip.....	1017-07	06/82	257.3	246.4	248.0	18.8	0.6
Cold rolled steel sheet and strip, carbon.....	1017-0702	12/10	123.4	118.2	118.5	-	0.3
Cold finished steel bars and bar shapes.....	1017-08	06/82	174.9	178.4	179.0	11.4	0.3
Cold finished steel bars and bar shapes, carbon.....	1017-0802	12/10	105.7	108.4	108.8	-	0.4
Cold finished steel bars and bar shapes, alloy.....	1017-0803	12/10	105.6	107.1	107.1	-	0.0
Nonferrous metals.....	102		281.4	280.1	280.8	19.6	0.2
Nonferrous metal ores.....	1021	12/83	379.1	384.6	399.5	36.3	3.9
Copper ores.....	1021-02	06/88	507.4	508.9	517.8	21.6	1.7
Copper ores.....	1021-0201	06/88	507.4	508.9	517.8	21.6	1.7

See footnotes at end of table.

**Table 6. Producer price indexes and percent changes for commodity and service groupings and individual items, not seasonally adjusted — Continued**  
 [1982=100 unless otherwise indicated]

Commodity	Commodity code	Other index base	Index			Percent change to Aug. 2011 from:	
			Apr. 2011 <sup>1</sup>	July 2011 <sup>1</sup>	Aug. 2011 <sup>1</sup>	Aug. 2010	July 2011
Gold ores.....	1021-05	06/85	377.0	403.6	441.2	49.3	9.3
Gold ores.....	1021-0501	06/85	377.5	404.1	441.8	49.2	9.3
Other metal ores.....	1021-12	12/03	612.2	591.6	575.8	37.6	-2.7
Other metal ores.....	1021-1201	12/03	612.2	591.6	575.8	37.6	-2.7
Primary nonferrous metals.....	1022		254.5	248.7	247.4	21.3	-0.5
Primary nonferrous metals.....	1022-01		260.7	254.9	253.5	21.2	-0.5
Primary aluminum ingot, billet and other forms.....	1022-0110	12/09	116.5	110.9	106.1	—	-4.3
Other nonferrous metals, unalloyed.....	1022-0181	06/88	336.2	332.7	348.3	28.9	4.7
All other miscellaneous primary nonferrous metals (ex Al, CU, zinc and precious).....	1022-01814	12/09	99.5	—	101.6	24.1	—
Nonferrous scrap.....	1023		442.5	439.4	425.8	18.2	-3.1
Copper base scrap.....	1023-01		667.3	679.9	636.9	17.2	-6.3
No. 1 copper scrap, including wire.....	1023-0101	12/86	568.1	579.0	511.2	15.9	-11.7
No. 2 copper scrap, including wire.....	1023-0102	12/86	844.3	857.4	800.1	21.3	-6.7
Yellow brass scrap.....	1023-0103	12/86	732.8	727.1	690.3	8.0	-5.1
Other copper and brass scrap.....	1023-0104	12/86	732.2	763.4	762.6	27.4	-0.1
Aluminum base scrap.....	1023-02		287.1	275.0	275.8	16.3	0.3
Solids and clippings, new scrap.....	1023-0201	12/86	218.2	210.3	213.6	13.9	1.6
Borings, turnings, and other new scrap.....	1023-0202	12/86	283.4	260.0	252.6	14.3	-2.8
Used beverage can scrap.....	1023-0205	12/86	271.6	264.2	266.0	24.9	0.7
Other old scrap.....	1023-0206	12/86	213.5	204.6	204.2	13.8	-0.2
Other nonferrous scrap, incl. lead, zinc, and precious metals.....	1023-03		334.4	336.9	327.1	23.3	-2.9
Other nonferrous scrap, incl. lead, zinc, and precious metals.....	1023-0309	06/06	143.0	144.1	139.9	23.4	-2.9
Secondary nonferrous metals.....	1024		282.4	272.0	277.5	25.8	2.0
Secondary aluminum.....	1024-02		224.5	223.7	223.7	19.6	0.0
Secondary aluminum.....	1024-0229	06/97	139.7	139.2	139.2	19.6	0.0
Copper, alloyed and unalloyed.....	1024-03		610.2	592.2	606.5	28.9	2.4
Copper, alloyed and unalloyed.....	1024-0339	06/97	399.8	388.0	397.4	28.9	2.4
Refined zinc, slab and dust.....	1024-05		283.9	—	—	—	—
Refined zinc, slab and dust.....	1024-0559	06/97	204.9	—	—	—	—
Precious metals.....	1024-06		—	380.2	408.8	75.1	7.5
Precious metals.....	1024-0669	06/97	—	450.8	484.8	75.1	7.5
All other miscellaneous secondary nonferrous metals, including lead.....	1024-08	06/11	—	94.8	96.6	—	1.9
All other miscellaneous secondary nonferrous metals, including lead.....	1024-0801	06/11	—	94.8	96.6	—	1.9
Nonferrous mill shapes.....	1025		232.7	231.4	230.0	17.2	-0.6
Aluminum mill shapes.....	1025-01		192.2	191.3	192.8	15.0	0.8
Aluminum sheet.....	1025-0105	12/03	139.8	137.3	139.1	15.4	1.3
Foil, plain (under .006 inches).....	1025-0111		170.4	172.3	170.3	15.5	-1.2
Extruded aluminum rod, bar, and other shapes except tube.....	1025-0162	12/04	115.3	116.2	116.1	14.0	-0.1
Aluminum extruded and drawn pipe and tube.....	1025-0163	12/04	110.3	—	113.0	17.7	—
Copper and brass mill shapes.....	1025-02		496.5	499.7	483.4	21.0	-3.3
Copper and copper-base alloy sheet, strip and plate.....	1025-0237	12/03	272.6	274.2	253.6	14.7	-7.5
Copper and copper-base alloy rod, bar and shapes.....	1025-0238	12/03	306.4	307.2	300.5	20.7	-2.2
Copper and copper-base alloy pipe and tube.....	1025-0239	06/04	267.1	270.3	263.1	24.6	-2.7
Nickel and nickel-base alloy mill shapes.....	1025-04		208.9	198.0	213.8	16.6	8.0
Nickel and nickel-base alloy mill shapes.....	1025-0466	12/03	151.8	143.9	155.3	16.5	7.9
Titanium and titanium-base alloy mill shapes.....	1025-05		209.7	209.1	211.0	12.6	0.9
Titanium and titanium-base alloy mill shapes.....	1025-0505	12/03	186.6	186.0	187.6	12.5	0.9
Other mill shapes.....	1025-19		226.5	218.2	218.3	15.7	0.0
Other nonferrous metal rolling, drawing, and extruding.....	1025-1935	12/03	181.2	174.3	173.9	17.7	-0.2
Nonferrous wire and cable.....	1026		289.9	290.0	291.4	15.0	0.5
Nonferrous wire and cable.....	1026-03	12/82	297.4	297.5	298.9	15.0	0.5
Electronic wire and cable.....	1026-0301	12/82	266.9	271.5	272.9	15.8	0.5
Telephone and telegraph wire and cable.....	1026-0302	06/04	246.3	245.2	241.2	20.8	-1.6
Control & signal wire and cable.....	1026-0304	06/04	163.9	160.6	161.5	10.1	0.6
Building wire and cable.....	1026-0306	06/04	232.7	240.2	252.0	12.6	4.9
Copper and copper alloy wire & cable, bare & tinned.....	1026-0314	12/86	416.0	403.9	392.0	18.9	-2.9
Apparatus wire from purchased insulated wire.....	1026-0327	12/03	145.3	145.3	144.4	10.8	-0.6
Aluminum wire & cable, except covered or insulated.....	1026-0331	06/87	148.7	150.1	149.8	6.5	-0.2
Power wire and cable.....	1026-0332	06/04	209.1	207.8	214.3	16.0	3.1
Fiber optic cable.....	1026-0333	12/88	60.4	60.7	60.7	0.5	0.0
Other wire and cable.....	1026-0399	06/04	146.1	146.0	146.6	4.5	0.4
Nonferrous forge shop products.....	1027	12/83	175.6	177.1	175.5	1.8	-0.9
Nonferrous forge shop products.....	1027-01	12/83	175.6	177.1	175.5	1.8	-0.9
Nonferrous forge shop products.....	1027-0111	12/83	176.4	177.9	176.3	1.8	-0.9

See footnotes at end of table.

**Table 6. Producer price indexes and percent changes for commodity and service groupings and individual items, not seasonally adjusted — Continued**  
 [1982=100 unless otherwise indicated]

Commodity	Commodity code	Other index base	Index			Percent change to Aug. 2011 from:	
			Apr. 2011 <sup>1</sup>	July 2011 <sup>1</sup>	Aug. 2011 <sup>1</sup>	Aug. 2010	July 2011
Hot impression die, impact, press and upset aluminum and other nonferrous forgings.....	1027-01111	12/07	97.7	99.6	98.3	2.3	-1.3
Hot impression die, impact, press and upset aluminum and aluminum alloy forgings.....	1027-011111	12/07	99.3	100.7	100.5	0.1	-0.2
Hot impression die, impact, press and upset titanium and titanium alloy forgings.....	1027-011112	12/07	98.9	98.8	94.1	-2.0	-4.8
Other nonferrous hot impression die impact, press, and upset forgings.....	1027-011113	12/07	93.2	98.1	98.1	12.0	0.0
Other nonferrous forgings, including cold impression die impact and seamless rolled.....	1027-01112	12/07	113.4	-	-	-	-
Nonferrous foundry shop products.....	1028		214.4	214.7	215.2	5.1	0.2
Castings, aluminum and aluminum-base alloy.....	1028-02		186.8	187.8	187.8	3.8	0.0
Sand castings, aluminum and aluminum-base alloy.....	1028-0204	06/83	212.7	213.5	213.9	1.0	0.2
Permanent and semi-permanent mold castings, aluminum and aluminum-base alloy.....	1028-0205	06/83	159.3	162.1	162.0	0.9	-0.1
Investment and other castings and cast products, aluminum and aluminum-base alloy.....	1028-0206	06/83	250.5	250.5	250.5	0.0	0.0
Die castings, aluminum and aluminum-base alloy.....	1028-0207	06/83	163.5	163.8	163.9	6.6	0.1
Copper and copper-base alloy castings.....	1028-03	06/83	354.3	355.6	357.6	14.0	0.6
Copper and copper-base alloy castings.....	1028-0305	06/83	354.3	355.6	357.6	14.0	0.6
Zinc and zinc-base alloy castings.....	1028-04	06/83	258.2	253.1	253.8	3.8	0.3
Zinc and zinc-base alloy castings.....	1028-0401		258.0	252.9	253.6	3.8	0.3
Nickel and nickel-base and other nonferrous castings.....	1028-06	06/83	233.7	232.8	234.3	3.3	0.6
Nickel and nickel-base alloy castings, exc. die-castings.....	1028-0602	06/08	96.5	96.3	96.5	1.3	0.2
Other nonferrous castings, ex Al, Cu, Ni and Zn.....	1028-0603	06/83	243.8	242.6	244.8	5.1	0.9
Metal containers.....	103		151.4	152.8	152.8	-4.7	0.0
Metal cans and can components.....	1031		144.0	144.1	144.2	-7.1	0.1
Steel cans and tinware end products.....	1031-02		204.2	204.4	204.5	1.7	0.0
Steel cans and tinware end products.....	1031-0231	12/01	160.1	160.2	160.3	1.7	0.1
Aluminum cans and can components.....	1031-03		107.9	107.9	108.0	-13.0	0.1
Aluminum cans and can components.....	1031-0331	12/01	127.3	127.3	127.4	-13.0	0.1
Barrels, drums, pails and other metal containers.....	1032		237.3	246.7	246.6	4.6	0.0
Barrels, drums, pails and other metal containers.....	1032-01		237.3	246.7	246.6	4.6	0.0
Barrels, drums, pails and other metal containers.....	1032-0104	12/05	115.8	120.4	120.4	4.6	0.0
Hardware.....	104		198.5	199.5	200.8	3.3	0.7
Hardware, n.e.c.....	1041		191.2	192.5	194.6	4.8	1.1
Builders' hardware (lock units, key blanks, door & window hardware, cabinet hardware, etc.).....	1041-01		229.1	232.3	236.8	7.5	1.9
Builders' hardware (lock units, key blanks, door & window hardware, cabinet hardware, etc.).....	1041-0104	06/07	115.4	117.1	119.3	7.5	1.9
Transportation equipment hardware.....	1041-03		142.8	142.2	142.4	2.3	0.1
Motor vehicle hardware.....	1041-0311	06/85	119.2	118.6	118.8	2.6	0.2
Other transportation equipment hardware.....	1041-0341	06/85	417.9	417.9	417.9	0.7	0.0
Furniture hardware.....	1041-04		220.4	220.4	220.4	0.7	0.0
Furniture hardware.....	1041-0411	06/85	196.9	196.9	196.9	0.7	0.0
Other hardware, n.e.c.....	1041-05	06/85	218.0	218.0	217.9	0.0	0.0
Other hardware, n.e.c.....	1041-0502	12/03	154.2	154.2	154.2	0.1	0.0
Hand and edge tools.....	1042		216.5	217.3	216.9	1.0	-0.2
Hand and edge tools.....	1042-01		216.5	217.3	216.9	1.0	-0.2
Mechanics hand service tools.....	1042-0135	06/06	110.1	110.4	110.4	0.6	0.0
Edge tools, hand operated.....	1042-0145	06/06	110.6	111.7	112.5	1.9	0.7
Other handtools, nec.....	1042-0155	06/06	114.2	114.6	114.6	2.2	0.0
Handsaws and handsaw blades.....	1042-0168	12/03	112.6	112.5	110.9	-1.2	-1.4
Plumbing fixtures and fittings.....	105		235.1	238.9	238.6	2.8	-0.1
Vitreous china fixtures.....	1052		144.1	145.3	145.3	1.6	0.0
Vitreous china fixtures.....	1052-01		144.1	145.3	145.3	1.6	0.0
Plumbing fixture fittings and trim.....	1054		271.6	276.2	276.1	3.6	0.0
Plumbing fixture fittings and trim.....	1054-02		271.5	276.1	276.0	3.6	0.0
Bath and shower fittings.....	1054-0211	06/83	217.9	224.0	224.0	4.1	0.0
Lavatory and sink fittings.....	1054-0218	06/98	134.5	137.2	137.1	3.9	-0.1
Miscellaneous brass goods.....	1054-0223	06/83	282.8	285.1	285.0	3.2	0.0
Enameled iron & metal sanitary ware.....	1056	12/86	197.0	200.6	199.9	1.6	-0.3
Enameled iron & metal sanitary ware.....	1056-01	12/86	197.0	200.6	199.9	1.6	-0.3
Enameled iron & metal sanitary ware.....	1056-0102	12/03	140.6	143.2	142.6	1.6	-0.4
Heating equipment.....	106		225.5	229.6	228.8	2.3	-0.3
Steam and hot water equipment.....	1061		243.8	250.1	250.1	3.2	0.0
Steam and hot water equipment.....	1061-01		243.8	250.1	250.1	3.2	0.0

See footnotes at end of table.

**Table 6. Producer price indexes and percent changes for commodity and service groupings and individual items, not seasonally adjusted — Continued**  
 [1982=100 unless otherwise indicated]

Commodity	Commodity code	Other index base	Index			Percent change to Aug. 2011 from:	
			Apr. 2011 <sup>1</sup>	July 2011 <sup>1</sup>	Aug. 2011 <sup>1</sup>	Aug. 2010	July 2011
Cast iron heating boilers, radiators and convectors.....	1061-0106	06/99	153.0	158.9	158.9	4.4	0.0
Steel heating boilers, all classes.....	1061-0112	06/99	157.6	156.6	156.6	0.1	0.0
Floor and wall furnaces, heaters, parts.....	1062		177.0	182.1	180.1	1.6	-1.1
Floor and wall furnaces, heaters, parts.....	1062-01		177.0	182.1	180.1	1.6	-1.1
Floor and wall furnaces, heaters, parts.....	1062-0146	12/03	117.0	120.4	119.0	1.6	-1.2
Other heating equipment, non-electric, including parts.....	1063		210.9	211.8	212.3	2.8	0.2
Other heating equipment, non-electric, including parts.....	1063-01		210.9	211.8	212.3	2.8	0.2
Other heating equipment, non-electric, including parts.....	1063-0161	06/99	130.9	131.4	131.8	2.8	0.3
Domestic heating stoves.....	1064		176.1	179.0	178.4	2.8	-0.3
Domestic heating stoves.....	1064-01		176.1	179.0	178.4	2.8	-0.3
Domestic heating stoves.....	1064-0141	06/99	138.7	140.9	140.5	2.9	-0.3
Domestic water heaters.....	1066		321.2	325.0	325.0	1.9	0.0
Domestic water heaters.....	1066-01		321.2	325.0	325.0	1.9	0.0
Electric water heaters.....	1066-0101		304.2	309.4	309.4	2.6	0.0
Non-electric water heaters.....	1066-0114	12/00	202.4	203.8	203.8	1.3	0.0
Fabricated structural metal products.....	107		211.2	213.6	213.4	5.0	-0.1
Metal doors, sash, and trim.....	1071		216.2	222.4	222.4	7.1	0.0
Metal doors and frames, exc. storm.....	1071-02	06/83	215.0	222.4	222.3	8.3	0.0
Metal doors and frames, exc. storm.....	1071-0209	06/07	111.5	115.4	115.3	8.3	-0.1
Metal window sash and frames, except storm.....	1071-03	06/83	191.5	194.5	194.5	4.2	0.0
Metal window sash and frames, except storm.....	1071-0313	06/97	130.7	132.8	132.8	4.2	0.0
Metal molding and trim and storefronts.....	1071-04	06/83	361.1	375.4	375.6	9.4	0.1
Metal molding and trim and storefronts.....	1071-0413	06/83	361.1	375.4	375.6	9.4	0.1
Storm sash and doors.....	1071-05	06/83	172.9	173.1	173.0	0.3	-0.1
Storm sash and doors.....	1071-0515	06/83	172.9	173.1	173.0	0.3	-0.1
Screens and weatherstrip.....	1071-06	06/83	203.9	206.1	206.7	8.3	0.3
Screens and weatherstrip.....	1071-0617	06/83	203.9	206.1	206.7	8.3	0.3
Metal tanks.....	1072		186.5	186.7	188.5	0.1	1.0
Metal tanks.....	1072-01		186.5	186.7	188.5	0.1	1.0
Storage and other non-pressure tanks.....	1072-0104	12/94	155.5	155.4	157.6	-4.4	1.4
Gas cylinders.....	1072-0122		174.7	-	-	-	-
Metal tanks, complete at factory, standard line pressure.....	1072-0126	12/01	148.4	148.0	147.9	1.1	-0.1
Metal tanks and vessels, custom fabricated at factory, field erected.....	1072-0135	12/01	162.2	164.7	168.4	3.7	2.2
Ferrous metal pressure tanks and vessels (more than 24 inch diameter and 5 cu ft capacity).....	1072-01351	06/11	-	100.9	102.7	-	1.8
All other metal tanks and vessels, custom fabricated at the factory.....	1072-01352	06/11	-	102.0	104.6	-	2.5
Metal tanks and vessels, custom fabricated and field erected.....	1072-0152	12/94	138.4	-	-	-	-
Sheet metal products.....	1073		202.6	204.2	204.5	5.0	0.1
Sheet metal products.....	1073-01		202.6	204.2	204.5	5.0	0.1
Sheet metal air-conditioning ducts and stove pipe.....	1073-0120	12/03	166.6	169.9	169.9	10.3	0.0
Sheet metal roofing and roof drainage equipment.....	1073-0170	12/03	148.2	-	-	-	-
Sheet metal siding.....	1073-0191	12/03	144.8	-	-	-	-
Sheet metal electronic enclosures.....	1073-01C	06/11	-	100.2	100.2	-	0.0
Steel sheet metal computer & peripheral equipment enclosures.....	1073-01C1	06/11	-	100.0	100.0	-	0.0
Aluminum sheet metal computer & peripheral equipment enclosures.....	1073-01C2	06/11	-	100.0	100.3	-	0.3
Other sheet metal electronic enclosures (excl. computers).....	1073-01C3	06/11	-	100.6	100.5	-	-0.1
Other sheet metal work.....	1073-01G	06/11	-	100.0	100.0	-	0.0
Sheet metal roof ventilators, louvers, & dampers for heating, ventilation, and air-conditioning.....	1073-01G1	12/03	126.6	-	-	-	-
Struct., arch., pre-eng. metal products.....	1074		207.7	208.9	208.2	3.9	-0.3
Nonferrous pipe, tube, and fittings.....	1074-04		285.0	-	281.9	7.2	-
Nonferrous pipe, tube, and fittings.....	1074-0451	12/02	156.0	-	154.3	7.2	-
Fabricated structural metal manufacturing.....	1074-05		194.9	196.9	195.5	4.4	-0.7
Fabricated structural metal bar joists and concrete reinforcing bars.....	1074-051		180.2	182.1	180.6	2.7	-0.8
Fabricated structural iron & steel for industrial bldgs metal bar joists, short span.....	1074-0510	06/11	-	100.1	99.4	-	-0.7
Fabricated structural iron & steel for commercial, residential, institutional, & public bldgs.....	1074-0514	06/11	-	101.7	100.7	-	-1.0
Other fabricated structural metal, including for bridges.....	1074-055	06/82	223.3	225.3	224.4	7.7	-0.4
Fabricated structural metal for bridges.....	1074-0553	12/07	-	112.1	111.0	-	-1.0
Other fabricated structural iron and steel, metal and aluminum, incl. iron & steel for ships.....	1074-0554	12/07	-	104.2	104.2	-	0.0
Custom roll form products.....	1074-07		176.9	173.6	173.8	0.3	0.1

See footnotes at end of table.

**Table 6. Producer price indexes and percent changes for commodity and service groupings and individual items, not seasonally adjusted — Continued**  
 [1982=100 unless otherwise indicated]

Commodity	Commodity code	Other index base	Index			Percent change to Aug. 2011 from:	
			Apr. 2011 <sup>1</sup>	July 2011 <sup>1</sup>	Aug. 2011 <sup>1</sup>	Aug. 2010	July 2011
Custom roll form products.....	1074-077	06/90	167.0	163.9	164.1	0.4	0.1
Architectural and ornamental metalwork.....	1074-08	12/83	241.9	243.8	244.8	5.1	0.4
Iron, steel, and aluminum stairs, staircases and fire escapes...	1074-0803	12/83	173.2	176.0	174.6	6.7	-0.8
Metal grilles, registers and air diffusers.....	1074-0811	12/97	142.1	143.3	143.3	1.3	0.0
Steel and aluminum fences, gates, railings and window guards.....	1074-0813	12/97	145.1	147.2	147.4	7.2	0.1
Open flooring, grating and studs.....	1074-0814	12/97	185.5	181.1	188.2	11.7	3.9
Other architectural and ornamental metal work.....	1074-082	12/97	160.1	160.0	160.8	7.1	0.5
Other aluminum and metal architectural and ornamental work..	1074-0821	12/08	101.2	100.9	102.5	3.7	1.6
Other iron and steel architectural and ornamental work.....	1074-0822	12/08	105.8	105.9	105.9	9.1	0.0
Iron and steel pipe, tube, and fittings.....	1074-09	12/94	197.7	199.1	198.7	3.5	-0.2
Iron and steel pipe, tube, and fittings.....	1074-0951	12/02	176.6	177.8	177.5	3.5	-0.2
Heat exchangers and steam condensers (except for nuclear applications).....	1075		251.4	254.8	258.2	3.9	1.3
Heat exchangers and steam condensers (except for nuclear applications).....	1075-01		251.4	254.8	258.2	3.9	1.3
Heat exchangers and steam condensers (except for nuclear applications).....	1075-0103		251.4	254.8	258.2	3.9	1.3
Fabricated steel plate.....	1076		207.9	210.1	210.3	4.8	0.1
Fabricated steel plate.....	1076-01		207.9	210.1	210.3	4.8	0.1
Fabricated steel plate.....	1076-0102	12/01	141.9	143.4	143.5	4.8	0.1
Stationary and marine power boilers.....	1077		207.9	209.3	209.7	5.1	0.2
Stationary and marine power boilers.....	1077-01		207.9	209.3	209.7	5.1	0.2
Parts and attachments for steel power boilers (sold separately) (exc. nuclear applications).....	1077-0105	06/11	—	100.3	100.5	—	0.2
Water tube steel, fire tube steam and vertical, and other power boilers (stationary and marine).....	1077-0107	06/11	—	100.9	101.1	—	0.2
Prefabricated metal buildings.....	1079		286.5	294.0	292.4	12.0	-0.5
Prefabricated metal building systems (excl. farm services buildings).....	1079-01		281.7	286.1	284.2	13.5	-0.7
Prefabricated metal building systems (excl. farm services buildings).....	1079-0101	12/97	204.6	207.8	206.4	13.5	-0.7
Other prefabricated and portable metal buildings.....	1079-02		306.1	328.6	326.5	10.0	-0.6
Other prefabricated and portable metal buildings.....	1079-0201	12/97	207.8	223.1	221.7	10.0	-0.6
Panels, parts, and sections for prefabricated buildings.....	1079-03		247.7	—	248.8	6.3	—
Panels, parts, and sections for prefabricated buildings.....	1079-0354		247.7	—	248.8	6.3	—
Miscellaneous metal products.....	108		165.7	166.7	166.8	3.0	0.1
Bolts, nuts, screws, rivets, and washers.....	1081		181.6	182.0	182.7	2.1	0.4
Externally threaded fasteners, except aircraft types.....	1081-02	06/82	166.6	165.8	167.9	2.8	1.3
Hex bolts, including heavy, tap-and-joint.....	1081-0206	06/82	155.9	156.3	156.4	3.4	0.1
Cap, set, machine, lag, flange, and self-locking screws, except aircraft types.....	1081-0231		192.9	185.8	194.5	6.5	4.7
Tapping screws and wood screws, except aircraft types.....	1081-0236		158.5	158.4	160.5	-3.2	1.3
Other metal bolts, incl. square, round, plow, high-strength structural, and bent.....	1081-0262	12/99	169.7	171.1	171.7	2.9	0.4
Other externally threaded metal fasteners, including studs, except aircraft types.....	1081-0263	12/99	108.1	108.6	108.6	4.7	0.0
Internally threaded fasteners, except aircraft types.....	1081-03	06/82	125.1	126.9	124.8	0.8	-1.7
Internally threaded fasteners, except aircraft types.....	1081-0312	06/82	125.1	126.9	124.8	0.8	-1.7
Nonthreaded metal fasteners, except aircraft types.....	1081-04	06/82	174.0	175.7	175.5	2.9	-0.1
Nonthreaded metal fasteners, except aircraft types.....	1081-0424	06/82	174.0	175.7	175.5	2.9	-0.1
Aircraft fasteners, except plastics (including aerospace).....	1081-05	06/82	267.9	270.0	270.0	-0.7	0.0
Aircraft fasteners, except plastics (including aerospace).....	1081-0536	06/82	267.9	270.0	270.0	-0.7	0.0
Formed products, made by cold-, warm-, or hot-heading processes.....	1081-06	06/82	193.1	193.3	193.3	3.6	0.0
Formed products, made by cold-, warm-, or hot-heading processes.....	1081-0648	06/82	193.1	193.3	193.3	3.6	0.0
Lighting fixtures.....	1083		159.2	159.8	159.6	2.0	-0.1
Residential electric lighting fixtures and parts, except portable fixtures.....	1083-02		179.4	179.4	177.6	1.3	-1.0
Residential electric lighting fixtures and parts, except portable fixtures.....	1083-0225	06/98	124.4	124.4	123.1	1.2	-1.0
Commercial, institutional and industrial electric lighting fixtures.....	1083-03		169.2	170.6	170.6	2.3	0.0
Commercial and institutional electric lighting fixtures.....	1083-0302	12/04	115.7	116.6	116.7	1.7	0.1
Industrial electric lighting fixtures.....	1083-0304	12/04	122.3	123.1	123.1	5.4	0.0
Vehicular lighting equipment.....	1083-04		131.7	131.6	131.7	1.5	0.1
Vehicular lighting equipment.....	1083-0404	06/07	107.4	107.4	107.4	1.5	0.0
Lighting equipment, n.e.c.....	1083-05		158.1	158.6	158.3	2.3	-0.2
Outdoor lighting equipment, including parts.....	1083-0522	06/85	152.3	153.2	152.6	3.7	-0.4
Other electric and non-electric lighting.....	1083-0524	06/85	109.1	109.1	109.1	0.2	0.0

See footnotes at end of table.

**Table 6. Producer price indexes and percent changes for commodity and service groupings and individual items, not seasonally adjusted — Continued**  
 [1982=100 unless otherwise indicated]

Commodity	Commodity code	Other index base	Index			Percent change to Aug. 2011 from:	
			Apr. 2011 <sup>1</sup>	July 2011 <sup>1</sup>	Aug. 2011 <sup>1</sup>	Aug. 2010	July 2011
Ammunition, except for small arms. ....	1085	12/85	179.7	181.1	181.1	7.2	0.0
Ammunition, except for small arms. ....	1085-01	12/85	179.7	181.1	181.1	7.2	0.0
Ammunition, except for small arms. ....	1085-0101	12/85	179.7	181.1	181.1	7.2	0.0
Ordnance and accessories, n.e.c. ....	1086	12/85	212.7	214.3	214.3	14.8	0.0
Ordnance and accessories, n.e.c. ....	1086-01	12/85	212.7	214.3	214.3	14.8	0.0
Ordnance and accessories, n.e.c. ....	1086-0101	12/85	212.7	214.3	214.3	14.8	0.0
Fabricated ferrous wire products. ....	1088	06/82	215.2	217.7	216.8	4.3	-0.4
Ferrous wire rope, cable and strand. ....	1088-01	06/82	194.2	197.6	197.7	5.3	0.1
Ferrous wire rope, cable and strand. ....	1088-0101	06/82	194.2	197.6	197.7	5.3	0.1
Ferrous wire cloth, other woven wire products. ....	1088-07	06/82	167.9	172.5	171.9	2.7	-0.3
Ferrous wire cloth, other woven wire products. ....	1088-0701	06/82	167.9	172.5	171.9	2.7	-0.3
Other fabricated ferrous wire products. ....	1088-09	06/82	216.7	219.1	218.6	3.8	-0.2
Steel fencing and fence gates. ....	1088-0993	06/09	102.4	104.1	104.1	2.4	0.0
Steel nails, staples, tacks, spikes and brads. ....	1088-12	06/09	129.0	129.2	127.0	6.0	-1.7
Steel nails, staples, tacks, spikes and brads. ....	1088-1201	06/09	129.0	129.2	127.0	6.0	-1.7
Other miscellaneous metal products. ....	1089		158.4	159.3	159.6	2.9	0.2
Wire springs. ....	1089-04		169.4	170.9	170.6	1.7	-0.2
Precision mechanical springs. ....	1089-0424		174.3	176.7	176.6	2.0	-0.1
Precision mechanical extension- and torsion-type wire springs. ....	1089-04241	12/09	105.6	105.9	105.9	1.5	0.0
Precision mechanical compression-type springs. ....	1089-04242	12/09	96.3	98.5	98.4	2.4	-0.1
Other wire springs including spring units for box springs, innerspring mattresses, etc. ....	1089-0425	12/82	160.8	161.6	161.2	1.4	-0.2
Other metal products. ....	1089-05		151.5	151.6	152.0	1.9	0.3
Original equipment automotive stamping. ....	1089-0506		117.3	116.6	116.5	-1.4	-0.1
Replacement part automotive stamping. ....	1089-0508	12/82	155.6	153.5	153.5	6.9	0.0
Automotive screw machine products. ....	1089-0521	12/83	147.3	146.7	147.6	2.1	0.6
Other screw machine products. ....	1089-0522	12/83	178.1	178.5	179.9	2.8	0.8
Nonferrous woven wire not from wire drawing plants. ....	1089-0552	12/04	179.0	186.2	179.9	5.2	-3.4
Metal powders, paste, and flake. ....	1089-0564	06/85	208.1	210.1	210.0	15.5	0.0
Powder metallurgy parts, except bearings, gears, etc. ....	1089-0571	12/91	125.2	126.5	123.9	4.5	-2.1
Other fabricated metal products. ....	1089-0589	06/85	172.8	174.6	176.7	3.8	1.2
Metal stampings n.e.c. ....	1089-07	06/84	181.2	185.1	184.4	6.5	-0.4
Job stampings, non-automotive. ....	1089-0701		206.1	211.7	210.8	8.2	-0.4
Stamped and pressed metal end products, including vitreous enameled products. ....	1089-0706	12/10	100.4	100.4	100.3	-	-0.1
Metal foil and leaf. ....	1089-08	12/84	129.4	133.3	133.9	6.4	0.5
Converted unmounted aluminum foil packaging products. ....	1089-0801	12/84	151.1	155.1	157.1	12.2	1.3
Laminated aluminum foil rolls and sheets. ....	1089-0811	12/84	122.4	126.5	126.0	1.0	-0.4
Heavy gauge springs. ....	1089-09	06/04	143.5	144.9	145.9	6.6	0.7
Hot formed steel springs (except wire). ....	1089-0912	06/04	158.8	161.7	163.8	12.3	1.3
Cold formed steel springs (except wire). ....	1089-0913	06/04	125.9	125.9	125.9	0.5	0.0
<b>Machinery and equipment. ....</b>	<b>11</b>		<b>132.5</b>	<b>133.1</b>	<b>133.2</b>	<b>1.6</b>	<b>0.1</b>
Agricultural machinery and equipment. ....	111		207.7	209.4	209.7	3.0	0.1
Agricultural machinery and equipment. ....	1114	12/02	130.1	131.1	131.3	3.1	0.2
Commercial turf and grounds care equipment, including parts and attachments. ....	1114-01	12/02	124.4	124.4	124.8	1.7	0.3
Commercial turf and grounds care equipment, including parts and attachments. ....	1114-0111	12/02	124.4	124.4	124.8	1.7	0.3
Farm plows, harrows, rollers, pulverizers, etc., and attachments. .	1114-02	12/02	159.4	160.2	160.2	1.8	0.0
Farm plows, harrows, rollers, pulverizers, etc., and attachments. ....	1114-0211	12/02	159.4	160.2	160.2	1.8	0.0
Farm-type (power take-off hp) wheel tractors (2/4 wheel drive)(with or without attachments). ....	1114-03	12/02	122.8	122.8	122.8	0.7	0.0
Farm-type (power take-off hp) wheel tractors (2/4 wheel drive)(with or without attachments). ....	1114-0311	12/02	122.8	122.8	122.8	0.7	0.0
Farm dairy equip., sprayers and dusters, farm blowers, and attachments. ....	1114-04	12/02	130.2	132.5	132.4	10.6	-0.1
Farm dairy equip., sprayers and dusters, farm blowers, and attachments. ....	1114-0411	12/02	130.2	132.5	132.4	10.6	-0.1
Planting, seeding, and fertilizing machinery and attachments. ....	1114-05	12/02	127.6	133.7	134.3	6.6	0.4
Planting, seeding, and fertilizing machinery and attachments. ....	1114-0511	12/02	127.6	133.7	134.3	6.6	0.4
Harvesting machinery (except hay and straw) and attachments. ....	1114-06	12/82	209.7	209.6	209.7	2.7	0.0
Harvesting machinery (except hay and straw) and attachments. ....	1114-0611	12/82	209.7	209.6	209.7	2.7	0.0
Haying machinery and attachments. ....	1114-07	12/82	196.4	196.4	196.4	1.1	0.0
Haying machinery and attachments. ....	1114-0711	12/82	196.4	196.4	196.4	1.1	0.0
All other farm machinery and equipment, excluding parts, including attachments. ....	1114-08	12/02	150.9	153.1	153.2	4.2	0.1

See footnotes at end of table.

**Table 6. Producer price indexes and percent changes for commodity and service groupings and individual items, not seasonally adjusted — Continued**  
 [1982=100 unless otherwise indicated]

Commodity	Commodity code	Other index base	Index			Percent change to Aug. 2011 from:	
			Apr. 2011 <sup>1</sup>	July 2011 <sup>1</sup>	Aug. 2011 <sup>1</sup>	Aug. 2010	July 2011
All other farm machinery and equipment, excluding parts, including attachments.....	1114-0811	12/02	150.9	153.1	153.2	4.2	0.1
Parts for farm machinery, for sale separately.....	1114-09	12/02	123.6	124.8	126.0	5.2	1.0
Parts for farm machinery, for sale separately.....	1114-0911	12/02	123.6	124.8	126.0	5.2	1.0
Construction machinery and equipment.....	112		195.6	198.4	198.8	3.9	0.2
Tractors and attachments, ex. parts.....	112A	12/99	126.5	128.3	128.4	3.6	0.1
Tractor attachments, ex. parts.....	112A-03	12/99	129.2	131.0	130.9	2.0	-0.1
Tractor attachments, ex. parts.....	112A-0302	12/99	129.2	131.0	130.9	2.0	-0.1
Tractor shovel loaders.....	112A-04		175.8	180.8	180.4	3.7	-0.2
Tractor shovel loaders.....	112A-0406	06/86	167.6	172.4	172.0	3.6	-0.2
Construction wheel and crawler tractors.....	112A-05	12/03	122.4	123.7	123.8	3.9	0.1
Construction wheel and crawler tractors.....	112A-0501	12/03	122.4	123.7	123.8	3.9	0.1
Power cranes, excavators & equipment.....	112B	12/99	132.0	133.4	133.4	3.7	0.0
Power cranes, excavators & equipment.....	112B-05	12/99	132.0	133.4	133.4	3.7	0.0
Power cranes, excavators & equipment.....	112B-0504	12/99	132.0	133.4	133.4	3.7	0.0
Mixers, pavers, spreaders, etc.....	112C		176.7	178.1	178.0	3.0	-0.1
Mixers, pavers, spreaders, etc.....	112C-01		176.7	178.1	178.0	3.0	-0.1
Mixers, pavers, spreaders, etc.....	112C-0109	12/99	126.9	127.9	127.8	3.0	-0.1
Off-highway, equipment, ex. parts.....	112D	12/99	132.0	135.5	137.7	5.8	1.6
Off-highway trucks, haulers, and truck tractor chassis.....	112D-02	12/03	131.9	135.8	135.6	4.3	-0.1
Off-highway trucks, haulers, and truck tractor chassis.....	112D-0201	12/03	131.9	135.8	135.6	4.3	-0.1
Graders, rollers and compactors, forklifts, scrapers, and trenchers.....	112D-03	12/03	122.0	125.0	128.7	7.0	3.0
Graders, rollers and compactors, forklifts, scrapers, and trenchers.....	112D-0301	12/03	122.0	125.0	128.7	7.0	3.0
Misc. construction machinery and equipment.....	112J	12/05	117.1	118.7	118.6	3.6	-0.1
Winches and aerial work platforms, including parts.....	112J-01	12/05	114.3	116.5	116.4	5.0	-0.1
Winches and aerial work platforms, including parts.....	112J-0101	12/03	144.0	146.7	146.6	4.9	-0.1
Other construction mach. (incl parts).....	112J-02	12/05	118.4	119.7	119.7	3.1	0.0
Other construction machinery & equipment.....	112J-0201	12/03	135.3	136.1	136.3	3.3	0.1
Parts for other construction machinery & equipment.....	112J-0202	12/99	133.1	135.1	134.9	2.8	-0.1
Metalworking machinery and equipment.....	113		174.9	177.0	177.2	3.6	0.1
Power-driven handtools.....	1132		153.2	154.4	154.4	0.8	0.0
Power-driven handtools.....	1132-11	12/04	104.4	105.2	105.2	0.9	0.0
Power-driven handtools.....	1132-1101	12/04	104.4	105.2	105.2	0.9	0.0
Power-driven handtools, pneumatic, hydraulic, and power-actuated.....	1132-11011	06/11	—	100.0	100.0	—	0.0
Power-driven handtools, electric (except battery powered), including parts.....	1132-11014	06/11	—	100.0	100.0	—	0.0
Welding machines and equipment.....	1133		257.8	260.4	261.7	5.9	0.5
Arc welding machines, components, and accessories (excluding electrodes and stud welding equip).....	1133-01		224.0	224.1	224.1	3.4	0.0
Arc welding machines, components, and accessories (excluding electrodes and stud welding equip).....	1133-0175	12/97	147.2	147.2	147.2	3.3	0.0
Resistance welders, components, accessories, and electrodes... ..	1133-02		229.6	230.8	230.6	4.3	-0.1
Resistance welders, components, accessories, and electrodes... ..	1133-0276	12/84	212.7	213.9	213.7	4.3	-0.1
Arc welding electrodes, metal.....	1133-03		376.6	391.0	394.5	7.6	0.9
Arc welding electrodes, metal.....	1133-0378	12/84	358.4	372.2	375.5	7.6	0.9
Gas welding and cutting equipment, parts, attachments, and accessories.....	1133-04		229.8	226.1	231.1	11.3	2.2
Gas welding and cutting equipment, parts, attachments, and accessories.....	1133-0461	06/83	226.0	222.4	227.3	11.3	2.2
Other welding equipment, components, and accessories (except arc, resistance, and gas).....	1133-06	12/00	111.7	111.5	112.3	7.3	0.7
Other welding equipment, components, and accessories (except arc, resistance, and gas).....	1133-0629	12/00	111.7	111.5	112.3	7.3	0.7
Industrial process furnaces and ovens.....	1134		187.9	188.0	188.3	1.6	0.2
Industrial process furnaces and ovens, except parts and attachments.....	1134-07	12/04	116.3	116.2	116.5	1.6	0.3
Industrial process furnaces and ovens, except parts and attachments.....	1134-0711	12/04	116.3	116.2	116.5	1.6	0.3
Parts and attachments for industrial process furnaces and ovens.....	1134-09	06/11	—	100.0	100.0	—	0.0
Parts and attachments for industrial process furnaces and ovens.....	1134-0901	06/11	—	100.0	100.0	—	0.0
Cutting tools and accessories.....	1135		174.1	176.6	176.7	5.4	0.1
Small cutting tools.....	1135-01		164.9	167.0	167.3	7.0	0.2
Small cutting tools.....	1135-0116	06/83	162.2	164.2	164.5	7.0	0.2

See footnotes at end of table.



**Table 6. Producer price indexes and percent changes for commodity and service groupings and individual items, not seasonally adjusted — Continued**  
 [1982=100 unless otherwise indicated]

Commodity	Commodity code	Other index base	Index			Percent change to Aug. 2011 from:	
			Apr. 2011 <sup>1</sup>	July 2011 <sup>1</sup>	Aug. 2011 <sup>1</sup>	Aug. 2010	July 2011
Precision measuring tools.....	1135-02		188.7	190.6	190.6	1.2	0.0
Precision measuring tools.....	1135-0243	06/83	182.6	184.4	184.4	1.2	0.0
Other machine tool attachments and accessories.....	1135-05	06/83	183.1	186.7	186.3	3.3	-0.2
Other machine tool attachments and accessories.....	1135-0501	06/83	183.1	186.7	186.3	3.3	-0.2
Abrasive products.....	1136		180.0	181.4	181.2	3.7	-0.1
Nonmetallic sized abrasives.....	1136-01		116.1	118.1	118.1	4.8	0.0
Nonmetallic sized abrasives.....	1136-0105	06/87	149.5	152.1	152.1	4.8	0.0
Nonmetallic bonded abrasives & diamond wheels.....	1136-03		176.9	179.2	178.3	3.0	-0.5
Nonmetallic bonded abrasives & diamond wheels.....	1136-0311	06/87	161.9	164.0	163.2	3.0	-0.5
Nonmetallic coated abrasive products.....	1136-05		223.4	223.4	223.6	3.8	0.1
Nonmetallic coated abrasive products.....	1136-0505		165.4	165.4	165.5	3.8	0.1
Metal abrasives, including scouring pads.....	1136-31		132.7	132.7	132.7	0.9	0.0
Metal abrasives, including scouring pads.....	1136-3106	06/87	120.4	120.4	120.4	0.9	0.0
Metal cutting machine tools.....	1137		177.4	183.0	183.2	4.7	0.1
Metal grinding, polishing, buffing, honing, and lapping machines..	1137-13		236.1	236.9	236.7	3.0	-0.1
Metal grinding, polishing, buffing, honing, and lapping machines.....	1137-1361	06/83	234.0	234.9	234.7	3.0	-0.1
Other metal-cutting machine tools.....	1137-20	12/09	101.9	105.1	106.4	5.3	1.2
Other metal-cutting machine tools.....	1137-2041	12/09	101.9	105.1	106.4	5.3	1.2
Metal machining centers.....	1137-21	12/09	100.9	100.9	100.9	0.8	0.0
Metal machining centers.....	1137-2121	12/09	100.9	100.9	100.9	0.8	0.0
Parts for metal-cutting machine tools and rebuilt machine tools..	1137-53	12/02	115.0	122.7	120.7	7.3	-1.6
Parts for metal-cutting machine tools and rebuilt machine tools.....	1137-5311	12/02	115.0	122.7	120.7	7.3	-1.6
Metal forming machine tools.....	1138		201.9	203.6	203.2	0.5	-0.2
Metal-forming machine tools (except rebuilt and parts).....	1138-26	12/09	101.2	102.2	102.1	0.6	-0.1
Metal punching and shearing (power & manual), and bending and forming machines (power only).....	1138-2611		174.8	175.5	175.5	-0.5	0.0
Metalworking presses (except forging and die-stamping presses).....	1138-2631		227.0	228.6	228.2	0.8	-0.2
Other metal-forming machine tools (except presses).....	1138-2651		219.6	225.4	224.6	2.3	-0.4
Rebuilt metal-forming machine tools and parts for metal-forming machine tools.....	1138-52	12/02	115.8	115.8	115.5	0.3	-0.3
Rebuilt metal-forming machine tools and parts for metal-forming machine tools.....	1138-5205	12/02	115.8	115.8	115.5	0.3	-0.3
Tools, dies, jigs, fixtures & ind. molds.....	1139		145.5	147.3	147.6	3.1	0.2
Special tools, dies, jigs, and fixtures.....	1139-01		161.2	162.2	163.2	3.9	0.6
Special tools, dies, jigs, and fixtures.....	1139-0135	12/03	105.8	106.4	107.1	3.9	0.7
Jigs and fixtures, including parts.....	1139-01351	06/10	100.9	102.6	101.6	1.6	-1.0
Metalworking dies and die sets.....	1139-01353	06/10	102.6	102.8	103.8	4.2	1.0
Standard punches, industrial prototypes, die parts & other special tooling for dies.....	1139-01357	06/10	103.5	103.8	105.2	5.1	1.3
Industrial molds and mold boxes.....	1139-03		124.6	127.3	126.9	2.2	-0.3
Industrial injection type molds made of metal for plastics.....	1139-0312	12/09	100.8	104.1	104.1	3.5	0.0
Other industrial molds and mold boxes.....	1139-0331	12/09	99.3	99.5	98.7	-0.3	-0.8
Metalworking machinery n. e. c.....	113A	06/83	194.4	194.5	194.7	0.9	0.1
Assembly machines.....	113A-01	06/83	175.6	175.6	175.6	1.2	0.0
Assembly machines.....	113A-0101	06/83	175.6	175.6	175.6	1.2	0.0
Other metalworking machinery.....	113A-02	06/83	220.2	220.6	221.2	0.1	0.3
Other metalworking machinery.....	113A-0201	06/83	220.2	220.6	221.2	0.1	0.3
Rolling mill machinery.....	113B	12/87	218.3	224.5	224.5	13.2	0.0
Rolling mill machinery.....	113B-01	12/87	218.3	224.5	224.5	13.2	0.0
Rolling mill machinery.....	113B-0101	12/87	218.3	224.5	224.5	13.2	0.0
General purpose machinery and equipment.....	114		206.2	208.6	208.9	3.9	0.1
Pumps, compressors, and equipment.....	1141		222.7	224.0	224.3	4.0	0.1
Industrial pumps, except hydraulic fluid power pumps.....	1141-02		228.1	229.6	229.7	0.7	0.0
Industrial pumps, except hydraulic fluid power pumps.....	1141-0212	12/97	145.5	146.5	146.6	0.7	0.1
Parts & attach for air & gas compressors & vac pum.....	1141-07	06/84	222.7	224.5	227.3	6.6	1.2
Parts & attach for air & gas compressors & vac pum.....	1141-0701	06/84	222.7	224.5	227.3	6.6	1.2
Industrial spraying equipment.....	1141-08	06/84	173.6	173.9	173.9	3.6	0.0
Industrial spraying equipment.....	1141-0801	06/84	173.6	173.9	173.9	3.6	0.0
Measuring and dispensing pumps.....	1141-09	06/84	190.9	191.8	191.2	3.4	-0.3
Other pumps, including parts.....	1141-12	12/83	255.3	257.8	257.7	3.8	0.0
Parts and attachments for pumps.....	1141-1211	12/83	284.2	286.0	285.9	4.3	0.0
All other pumps, including domestic sump, oil well, and oil field pumps.....	1141-1215	12/97	143.1	145.0	144.9	3.4	-0.1
Domestic sump pumps.....	1141-12151	12/09	102.5	102.5	102.5	1.1	0.0
Other pumps, except automotive circulating pumps, and measuring & dispensing pumps.....	1141-12155	12/09	105.2	106.3	106.2	4.3	-0.1

See footnotes at end of table.

**Table 6. Producer price indexes and percent changes for commodity and service groupings and individual items, not seasonally adjusted — Continued**  
 [1982=100 unless otherwise indicated]

Commodity	Commodity code	Other index base	Index			Percent change to Aug. 2011 from:	
			Apr. 2011 <sup>1</sup>	July 2011 <sup>1</sup>	Aug. 2011 <sup>1</sup>	Aug. 2010	July 2011
Domestic water systems.....	1141-13	12/03	136.2	136.7	137.1	2.5	0.3
Domestic water systems.....	1141-1311	12/03	136.2	136.7	137.1	2.5	0.3
Air & gas compressors and vacuum pumps.....	1141-15	06/05	129.8	130.2	130.6	8.1	0.3
Air & gas compressors and vacuum pumps.....	1141-1501	06/05	129.8	130.2	130.6	8.1	0.3
Elevators, escalators, and other lifts.....	1142		136.1	136.2	136.1	1.8	-0.1
Elevators and moving stairways.....	1142-01		128.9	128.9	128.9	2.4	0.0
Parts and attachments for elevators and moving stairs.....	1142-02		173.2	173.6	173.5	-0.5	-0.1
Parts and attachments for elevators and moving stairs.....	1142-0221		173.2	173.6	173.5	-0.5	-0.1
Fluid power equipment.....	1143		226.1	227.9	228.3	3.6	0.2
Fluid power pumps and parts.....	1143-01		211.2	214.6	214.8	3.0	0.1
Fluid power pumps and parts.....	1143-0111	12/83	200.5	203.8	203.9	3.0	0.0
Fluid power valves.....	1143-02		242.9	245.3	245.6	4.8	0.1
Fluid power valves.....	1143-0201	12/82	237.0	239.3	239.6	4.9	0.1
Nonaerospace type hydraulic directional control valves.....	1143-02013	12/07	117.8	118.6	119.2	3.5	0.5
Nonaerospace type hydraulic valves, except directional control.....	1143-02014	12/07	111.8	112.0	112.2	4.5	0.2
Nonaerospace type pneumatic directional control valves.....	1143-02015	12/07	113.2	116.4	116.6	4.7	0.2
Nonaerospace type pneumatic valves, except directional control.....	1143-02016	12/07	108.6	109.0	109.4	1.9	0.4
Aerospace type fluid power valves.....	1143-0201A	06/09	108.0	108.9	108.9	5.8	0.0
Fluid power accum/cushions/cyls. & parts.....	1143-03		207.0	207.5	208.2	2.4	0.3
Non-aerospace hydraulic fluid power cylinders.....	1143-0312	06/98	143.2	143.7	143.8	2.1	0.1
Non-aerospace pneumatic fluid power cylinders.....	1143-0313	06/98	145.6	145.6	146.0	2.9	0.3
Parts for hydraulic & pneumatic cylinders/actuators.....	1143-0315	06/98	156.4	156.8	159.1	2.9	1.5
Fluid power hose and tube fittings.....	1143-04		248.9	250.2	250.5	3.9	0.1
Parts for fluid power valves.....	1143-05	06/91	163.5	164.0	164.1	2.1	0.1
Parts for fluid power valves.....	1143-0501	06/91	163.5	164.0	164.1	2.1	0.1
Industrial material handling equipment.....	1144		187.2	188.7	188.5	2.7	-0.1
Conveying equipment.....	1144-02		185.1	185.9	185.7	2.1	-0.1
Unit handling conveyors and conveying systems.....	1144-0212	06/84	163.4	164.0	163.8	2.0	-0.1
Unit handling gravity and trolley conveyors and conveying systems.....	1144-02122	06/09	103.9	104.4	104.3	3.9	-0.1
All other unit handling conveyors, including tow, belt, roller, pneumatic, portable, etc.....	1144-02124	06/09	100.1	100.5	100.4	1.4	-0.1
Parts and accessories for unit handling conveyors & conveying systems, sold separately.....	1144-0214	06/84	215.7	218.0	217.9	4.6	0.0
Bulk material handling conveyors & conveying systems.....	1144-0216	06/84	180.6	181.0	180.5	1.9	-0.3
Bulk material handling conveyors and elevators.....	1144-02161	06/09	103.1	103.3	103.0	2.0	-0.3
All other bulk handling systems, including loading and unloading.....	1144-02164	06/09	100.5	100.5	100.5	0.6	0.0
Parts and accessories for bulk material handling conveyors and conveying systems.....	1144-0218	06/84	267.1	270.0	270.0	1.5	0.0
Industrial trucks, trailers, and stackers.....	1144-03		181.3	182.7	182.6	3.0	-0.1
Work trucks w/ lifting & handling equip, non-riding electric or any non-electric.....	1144-0356	06/02	126.3	127.5	127.5	3.6	0.0
Work trucks not fitted with lifting & handling equipment, electric or non-electric.....	1144-0357	06/02	132.2	132.2	132.2	1.9	0.0
Bulk powered material moving equipment, dock boards, and metal pallets and skids.....	1144-0358	06/02	134.5	135.5	135.4	4.3	-0.1
Parts and attachments for industrial trucks and tractors.....	1144-0378	12/86	242.4	245.3	245.2	2.0	0.0
Hoists, cranes and stacking machines.....	1144-04		211.2	217.2	216.6	4.8	-0.3
Hoists, including parts.....	1144-0481	12/84	214.2	215.2	217.3	4.5	1.0
Cranes, including parts.....	1144-0485	12/84	189.0	199.1	196.2	5.1	-1.5
Mechanical power transmission equipment.....	1145		239.1	242.0	241.6	3.7	-0.2
Speed changers, drives, gears.....	1145-01		239.7	243.0	243.3	4.9	0.1
Loose gear, pinions and racks.....	1145-0108	12/83	177.1	181.5	181.9	7.1	0.2
Speed changers and industrial high speed drives & pt.....	1145-0117	12/03	139.3	140.6	140.7	4.0	0.1
Other power transmission equipment.....	1145-02	12/84	224.7	227.0	226.2	2.9	-0.4
Plain bearings and bushings.....	1145-0201	12/84	155.2	157.0	155.5	1.4	-1.0
Mech pwr trans equip, excl speed changers, drives, & g.....	1145-0212	12/03	146.1	147.6	147.3	3.2	-0.2
Scales and balances.....	1146		139.3	141.1	140.8	2.8	-0.2
Vehicle and industrial scales.....	1146-11	12/91	130.7	132.2	132.0	1.5	-0.2
Vehicle and industrial scales.....	1146-1101	06/03	113.7	115.0	114.8	1.4	-0.2
Motor truck and railroad track scales.....	1146-11011	12/10	99.1	100.5	100.3	-	-0.2
Industrial scales (including automatic weightchecker and bulkweighter scales).....	1146-11012	12/10	100.8	101.8	101.7	-	-0.1
Miscellaneous non-vehicle scales (crane, susp., tank, hopper, measuring devices, bulk conveyor).....	1146-11013	12/10	101.3	102.5	102.1	-	-0.4
Retail, commercial, household, and mailing scales.....	1146-12	12/91	126.3	128.3	127.9	5.7	-0.3
Retail, commercial, household, and mailing scales.....	1146-1201	06/03	116.0	117.8	117.4	5.7	-0.3

See footnotes at end of table.

**Table 6. Producer price indexes and percent changes for commodity and service groupings and individual items, not seasonally adjusted — Continued**  
 [1982=100 unless otherwise indicated]

Commodity	Commodity code	Other index base	Index			Percent change to Aug. 2011 from:	
			Apr. 2011 <sup>1</sup>	July 2011 <sup>1</sup>	Aug. 2011 <sup>1</sup>	Aug. 2010	July 2011
Parts, attachments, and accessories for scales.....	1146-13	12/91	129.9	131.6	131.6	1.7	0.0
Parts, attachments, and accessories for scales.....	1146-1301	06/03	127.0	128.6	128.6	1.7	0.0
Air purification equipment and industrial and commercial fans and blowers.....	1147		198.1	202.2	202.5	5.0	0.1
Air purification equipment and industrial and commercial fans and blowers.....	1147-01		198.1	202.2	202.5	5.0	0.1
Dust collection and other air purification equipment for cleaning incoming air.....	1147-0143	12/83	163.7	163.7	163.6	1.9	-0.1
Dust collection and other air purification equipment for industrial gas cleaning systems.....	1147-0144	12/83	180.1	180.1	180.1	2.0	0.0
Industrial and commercial fans and blowers.....	1147-0145	12/03	138.5	144.4	144.9	8.4	0.3
Centrifugal blower filter units, and classes I-IV centrifugal fans, except parts.....	1147-01452	06/09	104.3	111.9	112.4	12.1	0.4
Other centrifugal fans and blowers, except parts.....	1147-01453	06/09	109.7	113.8	113.2	7.5	-0.5
Axial fans and industrial propeller fans, except parts.....	1147-01457	06/09	103.9	105.5	107.3	5.4	1.7
Power roof ventilators, except parts.....	1147-01458	06/09	103.9	106.6	108.5	7.4	1.8
Parts and accessories for fans and blowers.....	1147-01459	06/09	102.6	103.6	103.9	2.8	0.3
Air conditioning and refrigeration equip.....	1148		167.6	169.9	169.8	3.6	-0.1
Heat transfer equipment.....	1148-01		182.3	183.8	181.7	2.4	-1.1
Heat transfer equipment, except dehumidifiers.....	1148-0132	12/03	136.5	136.1	134.0	2.1	-1.5
Motor vehicle air-conditioning.....	1148-0133	12/03	100.3	101.4	100.4	0.4	-1.0
Heat pumps.....	1148-0134	12/09	103.2	107.9	108.2	7.0	0.3
Unitary air-conditioners, except air source heat pumps.....	1148-02		156.4	160.7	161.6	5.7	0.6
Unitary air-conditioners, except air source heat pumps.....	1148-0222	06/97	127.5	131.0	131.7	5.7	0.5
Commercial refrigeration equipment.....	1148-03		205.8	206.5	207.3	4.7	0.4
Commercial refrigeration equipment.....	1148-0331	06/97	133.4	133.9	134.4	4.8	0.4
Refrigerant compressors.....	1148-04		136.5	137.9	139.6	1.7	1.2
Refrigerant compressors, except automotive.....	1148-0412	12/03	127.8	129.7	132.3	3.0	2.0
Automotive air-conditioning compressors.....	1148-0413	12/03	101.1	101.1	101.1	-0.5	0.0
Refrigeration condensing units.....	1148-05		182.6	182.6	182.6	-1.1	0.0
Refrigeration condensing units.....	1148-0511	12/82	180.4	180.4	180.4	-1.1	0.0
All other miscellaneous refrigeration and air-conditioning equipment.....	1148-06		201.2	208.0	206.1	5.3	-0.9
All other miscellaneous refrigeration and air-conditioning equipment.....	1148-0631	06/97	139.3	144.1	142.7	5.2	-1.0
Parts and accessories for air conditioning and heat transfer equipment.....	1148-09	12/89	151.7	152.9	154.3	6.0	0.9
Parts and accessories for air conditioning and heat transfer equipment.....	1148-0901	12/89	151.7	152.9	154.3	6.0	0.9
Miscellaneous general purpose equipment.....	1149		237.2	240.7	241.8	4.7	0.5
Metal valves, except fluid power.....	1149-02	12/82	259.2	263.6	264.5	6.6	0.3
Gates, globes, angles, and checks.....	1149-0201	12/82	303.4	304.5	306.4	3.1	0.6
Ball valves.....	1149-0202	12/82	275.1	290.9	290.7	18.9	-0.1
Butterfly valves.....	1149-0203	12/82	192.2	197.3	197.8	6.1	0.3
Industrial plug valves.....	1149-0204	12/82	204.7	199.6	205.5	7.7	3.0
Plumbing and heating valves (low pressure).....	1149-0205	12/82	265.8	-	266.0	10.5	-
Solenoid valves.....	1149-0208	12/82	265.4	271.2	271.2	8.9	0.0
Other industrial valves, including nuclear.....	1149-0209	12/82	231.1	237.3	239.1	4.4	0.8
Automatic valves.....	1149-0211	12/98	150.0	151.7	151.7	3.5	0.0
Metal pipe fittings, flanges, and unions.....	1149-03	12/82	287.0	282.8	292.8	0.7	3.5
Metal pipe fittings, flanges, and unions.....	1149-0301	12/82	287.0	282.8	292.8	0.7	3.5
Ball and roller bearings.....	1149-05		231.7	237.5	237.8	3.5	0.1
Ball bearings, unmounted.....	1149-0531	12/03	134.9	136.1	136.1	2.3	0.0
Mounted bearings.....	1149-0534	06/83	279.1	284.2	284.2	3.5	0.0
Ball and roller bearing parts and componen.....	1149-0535	06/83	184.3	187.3	186.2	1.4	-0.6
Taper roller bearings.....	1149-0537	06/83	216.3	228.1	228.1	5.7	0.0
Roller bearings, except taper.....	1149-0538	06/83	267.7	272.4	274.9	3.3	0.9
Industrial patterns.....	1149-07	12/84	161.9	164.4	164.3	5.2	-0.1
Industrial patterns.....	1149-0701	12/84	161.9	164.4	164.3	5.2	-0.1
Filters and strainers.....	1149-08	12/84	218.2	220.9	221.1	4.6	0.1
Filters and strainers, except fluid power.....	1149-0805	12/03	133.2	134.7	135.0	5.0	0.2
Filters for hydraulic fluid power sys., no.....	1149-0808	12/03	131.6	134.2	133.7	2.9	-0.4
Other miscellaneous general purpose equipm.....	1149-11	12/84	187.1	189.3	189.3	3.8	0.0
General industrial machinery equipment.....	1149-1102	06/07	109.3	110.9	110.9	3.5	0.0
Misc. machinery products, ex. electrical, n.e.c.....	1149-1103	06/07	115.5	115.7	115.7	5.5	0.0
Electronic computers and computer equipment.....	115	12/98	34.3	34.0	33.8	-4.5	-0.6
Electronic computers.....	1151	12/04	27.4	26.7	26.0	-13.3	-2.6
Electronic computers.....	1151-01	12/04	27.4	26.7	26.0	-13.3	-2.6
Personal computers and workstations (excluding portable computers).....	1151-0114	06/07	42.9	40.3	38.4	-18.8	-4.7

See footnotes at end of table.

**Table 6. Producer price indexes and percent changes for commodity and service groupings and individual items, not seasonally adjusted — Continued**  
 [1982=100 unless otherwise indicated]

Commodity	Commodity code	Other index base	Index			Percent change to Aug. 2011 from:	
			Apr. 2011 <sup>1</sup>	July 2011 <sup>1</sup>	Aug. 2011 <sup>1</sup>	Aug. 2010	July 2011
Portable computers, laptops, PDAs and other single user computers.....	1151-0115	06/07	39.8	39.0	37.7	-16.8	-3.3
Host computers, multiusers (mainframes, UNIX and PC servers).....	1151-0116	12/04	34.0	34.0	33.5	-9.5	-1.5
Other computers (array, analog, hybrid, special purpose computers).....	1151-0121	12/04	96.4	95.8	96.1	-	0.3
Computer storage devices.....	1152	12/04	51.9	50.8	50.8	-4.0	0.0
Computer storage devices, except parts.....	1152-01	12/04	46.1	44.6	44.6	-6.1	0.0
Computer storage devices, except parts.....	1152-0101	12/04	46.1	44.6	44.6	-6.1	0.0
Parts and components for computer storage devices.....	1152-02	12/04	69.1	69.1	69.1	0.0	0.0
Parts and components for computer storage devices.....	1152-0201	12/04	69.1	69.1	69.1	0.0	0.0
Computer terminals and parts.....	1153	12/98	84.0	84.0	84.0	-5.1	0.0
Computer terminals.....	1153-01	12/98	81.4	81.4	81.4	-8.3	0.0
Computer terminals.....	1153-0101	12/98	81.4	81.4	81.4	-8.3	0.0
Computer peripheral equipment and parts.....	1154	12/98	89.0	89.0	89.0	-0.1	0.0
Parts, attachments and accessories for POS terminals and computer peripheral equipment.....	1154-05	12/98	90.8	90.8	90.8	-0.5	0.0
Parts, attachments and accessories for POS terminals and computer peripheral equipment.....	1154-0501	12/98	90.8	90.8	90.8	-0.5	0.0
POS terminals, funds-transfer devices and all other miscellaneous computer peripheral equipment.....	1154-06	06/99	94.0	94.1	94.1	-0.1	0.0
POS terminals, funds-transfer devices and all other miscellaneous computer peripheral equipment.....	1154-0602	06/07	98.3	98.4	98.4	0.0	0.0
Special industry machinery and equipment.....	116		191.4	192.1	192.1	1.4	0.0
Food products machinery.....	1161		240.2	241.2	241.1	2.1	0.0
Dairy industry machinery.....	1161-01		225.7	228.6	228.6	0.9	0.0
Dairy industry machinery.....	1161-0111	12/83	220.8	223.6	223.6	0.9	0.0
Commercial food production machinery.....	1161-04		216.9	217.5	217.5	1.4	0.0
Commercial food production machinery.....	1161-0409	12/83	214.0	214.6	214.6	1.4	0.0
Industrial food production machinery.....	1161-05	12/83	245.0	245.8	245.7	3.1	0.0
Industrial food production machinery.....	1161-0501	12/83	245.0	245.8	245.7	3.1	0.0
Textile machinery and equipment.....	1162		167.0	167.2	167.2	1.0	0.0
Textile machinery.....	1162-12	06/86	141.6	141.6	141.6	0.1	0.0
Textile machinery.....	1162-1201	06/86	141.6	141.6	141.6	0.1	0.0
Textile machinery parts and attachments.....	1162-77		185.6	186.4	186.2	2.4	-0.1
Textile machinery parts and attachments.....	1162-7701	06/86	166.6	167.3	167.1	2.5	-0.1
Sawmill and woodworking machinery.....	1163		171.1	172.9	172.8	1.8	-0.1
Sawmill and woodworking machinery.....	1163-06	12/04	115.0	116.2	116.2	1.8	0.0
Sawmill and woodworking machinery.....	1163-0601	12/04	115.0	116.2	116.2	1.8	0.0
Paper industries machinery.....	1164	06/82	200.0	200.8	200.7	1.3	0.0
Paper industries machinery.....	1164-01	06/82	200.0	200.8	200.7	1.3	0.0
Paper Industry machinery.....	1164-0114	12/03	115.0	115.3	115.3	1.4	0.0
Parts & attachments for paper industries m.....	1164-0115	12/03	122.1	122.8	122.8	1.2	0.0
Printing trades machinery and equipment.....	1165		155.9	156.3	156.2	0.5	-0.1
Printing presses.....	1165-08	06/09	95.7	95.7	95.7	-0.9	0.0
Printing presses, offset, lithographic.....	1165-0811	06/09	91.0	91.0	91.0	-2.2	0.0
Printing presses, other than lithographic.....	1165-0821	12/82	226.0	226.0	226.0	-	0.0
Other printing machinery and equipment.....	1165-09	12/82	149.0	149.6	149.4	0.8	-0.1
Other printing machinery and equipment, incl. pre-press preparation equipment & plates.....	1165-0912	06/09	100.8	101.4	101.2	1.5	-0.2
Parts, attachments, & accessories for printing trades machinery.....	1165-0913	06/09	99.1	99.1	99.1	-0.7	0.0
Other special industry machinery.....	1166		177.3	177.5	177.0	0.9	-0.3
Rubberworking machinery.....	1166-01		244.3	245.8	245.7	8.4	0.0
Rubberworking machinery.....	1166-0109	06/87	217.6	218.9	218.8	8.4	0.0
Plasticworking machinery.....	1166-03		205.3	205.3	205.3	1.4	0.0
Plasticworking machinery (excluding parts).....	1166-0391	12/08	102.8	102.8	102.8	1.6	0.0
Parts for plasticworking machinery.....	1166-0395	12/08	102.3	102.3	102.3	0.8	0.0
Chemical industry machinery.....	1166-04		214.2	218.6	215.6	8.2	-1.4
Chemical industry machinery.....	1166-0415	06/01	133.5	136.2	134.4	8.2	-1.3
Miscellaneous industry machinery.....	1166-06		167.5	167.2	166.8	-0.2	-0.2
Foundry machinery and parts.....	1166-0632	06/83	234.0	234.2	235.6	2.0	0.6
Semiconductor manufacturing equipment.....	1166-0638	06/87	115.5	115.0	115.0	-0.5	0.0
Printed circuit board manufacturing machinery.....	1166-0641	06/01	111.1	110.6	110.6	-1.3	0.0
Special industry machinery and equipment and parts.....	1166-0647	06/01	121.1	121.4	120.5	0.1	-0.7
Packing and packaging machinery.....	1167		237.4	239.0	240.9	2.8	0.8
Packing and packaging machinery.....	1167-05	06/06	116.0	116.8	117.7	2.7	0.8

See footnotes at end of table.

**Table 6. Producer price indexes and percent changes for commodity and service groupings and individual items, not seasonally adjusted — Continued**  
 [1982=100 unless otherwise indicated]

Commodity	Commodity code	Other index base	Index			Percent change to Aug. 2011 from:	
			Apr. 2011 <sup>1</sup>	July 2011 <sup>1</sup>	Aug. 2011 <sup>1</sup>	Aug. 2010	July 2011
Packing packaging and bottling machinery.....	1167-0501	06/06	114.5	114.7	115.6	1.9	0.8
Parts for packing and packaging machinery.....	1167-0502	12/83	217.3	222.8	224.3	6.3	0.7
Service industry machinery and parts.....	1168	06/82	217.0	218.5	218.9	1.7	0.2
Service industry machinery and parts.....	1168-01	06/82	217.0	218.5	218.9	1.7	0.2
Commercial and industrial vacuum cleaners.....	1168-0111	06/82	212.7	217.5	213.9	1.1	-1.7
Commercial cooking and food warming equipm.....	1168-0118	12/03	134.4	135.6	135.8	2.8	0.1
Miscellaneous machinery products, incl. electronic teaching mach. & auto. maintenance equipment.....	1168-0123	06/07	107.1	107.7	108.0	1.3	0.3
Commercial laundry and drycleaning machinery products.....	1169	12/82	231.0	233.1	233.0	2.8	0.0
Commercial laundry and drycleaning machinery products.....	1169-09	06/03	130.7	131.9	131.8	2.8	-0.1
Commercial laundry and drycleaning machinery products.....	1169-0901	06/03	130.7	131.9	131.8	2.8	-0.1
Electrical machinery and equipment.....	117		113.3	113.4	113.5	0.3	0.1
Wiring devices.....	1171		217.6	217.6	218.1	3.3	0.2
Current-carrying wiring devices.....	1171-01		165.0	166.2	166.9	3.7	0.4
Electric switches.....	1171-0143	12/99	128.8	130.6	131.5	5.7	0.7
Wire connectors for electrical circuitry.....	1171-0144	12/99	132.6	133.4	134.3	2.0	0.7
Current-carrying wiring devices n.e.c.....	1171-0147	06/06	108.6	108.7	108.7	2.7	0.0
Noncurrent carrying wiring devices.....	1171-02		290.2	288.1	288.3	3.0	0.1
Noncurrent-carrying pole and transmission line hardware.....	1171-0215	12/04	—	148.0	148.5	—	0.3
Noncurrent-carrying electrical conduit and conduit fittings, incl. plastics conduit & fittings.....	1171-0216	12/04	129.3	129.9	129.8	9.0	-0.1
Other noncurrent-carrying wiring devices (boxes, covers, bar hangers, etc.).....	1171-0217	12/04	130.4	131.0	131.4	4.5	0.3
Porcelain electrical supplies.....	1171-0252	12/03	124.4	117.5	117.5	-4.2	0.0
Integrating and measuring instruments.....	1172		160.6	160.8	161.2	0.6	0.2
Test equipment for electrical characteristics and signals.....	1172-05	12/83	154.3	154.6	155.0	0.6	0.3
Test equipment for electrical characteristics and signals.....	1172-0501		162.6	162.9	163.4	0.6	0.3
Electrical integrating and other instruments.....	1172-09	06/06	106.6	106.5	106.8	0.7	0.3
Electrical integrating and other instruments.....	1172-0901	06/06	106.6	106.5	106.8	0.7	0.3
Motors, generators, motor generator sets.....	1173		200.2	203.5	203.9	6.0	0.2
Fractional horsepower motors and generators.....	1173-03	06/83	176.4	178.4	178.9	4.8	0.3
Fractional horsepower motors and generators.....	1173-0312	12/99	132.7	134.2	134.6	4.8	0.3
Integral horsepower motors and generators.....	1173-04	06/83	232.4	243.2	243.2	10.5	0.0
Integral horsepower motors and generators.....	1173-0405	12/99	161.8	169.3	169.3	10.5	0.0
Parts and supplies for motors and generators.....	1173-09	06/83	221.2	224.5	224.5	9.4	0.0
Parts and supplies for motors and generators.....	1173-0901	06/83	221.2	224.5	224.5	9.4	0.0
Other motors and generators.....	1173-11	06/06	114.7	114.9	115.2	3.2	0.3
Other motors and generators.....	1173-1101	06/06	114.7	114.9	115.2	3.2	0.3
Transformers and power regulators.....	1174		231.2	230.8	231.0	3.6	0.1
Fluorescent lamp ballasts.....	1174-02		184.1	184.1	183.7	-0.2	-0.2
Fluorescent lamp ballasts.....	1174-0299	12/99	143.2	143.2	142.9	-0.2	-0.2
Power and distribution transformers, excluding parts.....	1174-09	12/99	199.4	199.0	199.3	5.0	0.2
Power and distribution transformers, excluding parts.....	1174-0999	12/99	199.4	199.0	199.3	5.0	0.2
Other transformers and parts for transformers.....	1174-11	12/99	143.9	143.5	143.7	2.9	0.1
Specialty transformers, except fluorescent lamp ballast.....	1174-1102		109.7	109.7	109.8	2.5	0.1
Power regulators, boosters, and other transformers and parts for all transformers.....	1174-1109	12/99	122.1	122.0	122.1	1.5	0.1
Switchgear, switchboard, etc. equipment.....	1175		210.2	211.6	211.5	2.6	0.0
Industrial controls and related parts and accessories.....	1175-07		204.8	206.7	206.7	3.3	0.0
Industrial controls and related parts and accessories.....	1175-0799	06/85	194.9	196.7	196.7	3.3	0.0
General-purpose industrial controls.....	1175-07991	06/11	—	100.4	100.3	—	-0.1
Parts for industrial controls and motor-control accessories.....	1175-07992	06/11	—	100.2	100.2	—	0.0
Switchgear and switchboard apparatus.....	1175-22	06/05	122.1	122.6	122.4	1.8	-0.2
Switchgear and switchboard apparatus.....	1175-2201	06/05	122.1	122.6	122.4	1.8	-0.2
Communication and related equipment.....	1176	12/85	106.1	106.2	106.6	0.9	0.4
Telephone and telegraph equipment.....	1176-01	12/85	86.4	86.3	86.3	-1.0	0.0
Carrier line equipment and external modems.....	1176-0112	12/00	86.7	86.3	86.3	-1.6	0.0
Switching equipment.....	1176-0121	12/85	99.6	99.6	99.6	-2.4	0.0
Other telephone and telegraph apparatus, incl. data communications equipment and telephone sets.....	1176-0141	12/85	72.4	72.4	72.5	0.1	0.1
Radio & television communication equipment.....	1176-02	12/85	116.1	116.2	116.8	1.6	0.5
Broadcast, studio and related equipment.....	1176-0201	12/85	108.8	109.8	110.4	0.7	0.5
Radio communication, fiber optics & related equipment.....	1176-0202	12/85	98.3	98.4	98.6	0.0	0.2
Intercommunications, alarm & traffic control systems.....	1176-0203	12/85	123.3	123.3	123.3	0.9	0.0
Electronic systems and equipment.....	1176-0212	12/03	107.4	106.8	107.4	0.2	0.6
Search, detection, navigation & guidance systems and equipment.....	1176-0213	06/04	113.8	113.8	114.7	3.1	0.8

See footnotes at end of table.

**Table 6. Producer price indexes and percent changes for commodity and service groupings and individual items, not seasonally adjusted — Continued**  
 [1982=100 unless otherwise indicated]

Commodity	Commodity code	Other index base	Index			Percent change to Aug. 2011 from:	
			Apr. 2011 <sup>1</sup>	July 2011 <sup>1</sup>	Aug. 2011 <sup>1</sup>	Aug. 2010	July 2011
Electric lamp bulbs and parts.....	1177		136.4	131.7	130.8	-2.5	-0.7
Parts for electric lamps and bulbs.....	1177-03	12/85	121.1	—	—	—	—
Parts for electric lamps and bulbs.....	1177-0301	12/85	121.1	—	—	—	—
Electric lamp bulbs and tubes.....	1177-04	12/04	106.0	101.7	—	—	—
Electric lamp bulbs and tubes.....	1177-0401	12/04	106.0	101.7	—	—	—
Electronic components and accessories.....	1178		71.6	71.2	71.2	-2.9	0.0
Power, transmitter, and special purpose electron tubes, including parts.....	1178-03		215.8	216.1	216.0	1.9	0.0
Power, transmitter, and special purpose electron tubes, including parts.....	1178-0355	12/85	175.0	175.2	175.2	1.9	0.0
Capacitors for electronic circuitry.....	1178-11		110.7	111.1	111.0	2.3	-0.1
Capacitors for electronic circuitry.....	1178-1148	12/02	82.4	82.7	82.6	2.4	-0.1
Resistors for electronic circuitry.....	1178-12		174.9	175.5	175.4	0.7	-0.1
Resistors for electronic circuitry.....	1178-1207	12/05	105.5	105.8	105.8	0.8	0.0
Relays for electronic circuitry, industrial control overload, and switchgear type.....	1178-21		240.9	241.4	—	—	—
Relays for electronic circuitry, industrial control overload, and switchgear type.....	1178-2116	06/90	179.1	179.4	—	—	—
Switches, mechanical, for electronic circuitry.....	1178-22	06/82	178.8	184.0	184.0	2.9	0.0
Switches, mechanical, for electronic circuitry.....	1178-2299	06/82	178.8	184.0	184.0	2.9	0.0
Connectors for electronic circuitry.....	1178-24		167.1	167.6	167.5	1.6	-0.1
Coaxial (RF) connectors for electronic circuitry.....	1178-2411		241.1	241.2	241.2	-1.3	0.0
Cylindrical connectors for electronic circuitry.....	1178-2426	06/03	130.0	130.0	130.0	-0.3	0.0
Rack and panel (rectangular) connectors for electronic circuitry.....	1178-2434	06/03	85.0	85.0	85.0	4.2	0.0
Printed circuit connectors for electronic circuitry.....	1178-2443	06/03	114.5	114.5	114.5	2.0	0.0
Other connectors for electronic circuitry, including parts.....	1178-2472	06/03	116.2	116.9	116.8	2.8	-0.1
Filters, crystals, and transducers.....	1178-28	06/82	103.0	103.2	103.1	2.8	-0.1
Filters and piezoelectric devices.....	1178-2891	06/82	111.5	111.5	111.5	5.2	0.0
Transducers, electrical or electronic, for input output.....	1178-2893	06/06	107.0	107.3	107.2	1.3	-0.1
Integrated microcircuits.....	1178-39	06/05	51.9	51.4	51.4	-8.7	0.0
Integrated microcircuits.....	1178-3911	06/05	51.9	51.4	51.4	-8.7	0.0
MOS microprocessors, monolithic, digital.....	1178-39111	12/07	65.7	65.3	65.3	-4.8	0.0
All other integrated microcircuits.....	1178-39112	12/07	81.8	80.8	80.8	-10.5	0.0
Other semiconductor and related devices.....	1178-47	06/05	79.9	80.1	80.5	-0.5	0.5
Other semiconductor devices.....	1178-4711	06/05	78.9	79.2	79.1	-1.1	-0.1
Bare printed circuit boards.....	1178-49	12/00	103.6	101.8	101.8	-2.4	0.0
Bare printed circuit boards.....	1178-4901	06/82	108.4	106.5	106.5	-2.4	0.0
Electronic transformers and coils.....	1178-53	06/82	180.6	181.4	181.6	3.5	0.1
Electronic transformers and coils.....	1178-5399	06/00	124.0	124.6	124.7	3.6	0.1
Other electronic components, nec.....	1178-56	06/00	122.3	122.9	122.9	0.7	0.0
Other electronic components, nec.....	1178-5601	06/00	122.3	122.9	122.9	0.7	0.0
Complex component assemblies, packs, and modules.....	1178-61	06/82	93.7	93.4	93.5	-1.2	0.1
Complex component assemblies, packs, and modules.....	1178-6199	06/82	93.7	93.4	93.5	-1.2	0.1
Miscellaneous electrical mach and equip.....	1179		116.8	117.5	117.6	0.9	0.1
Storage batteries.....	1179-01		175.0	178.9	181.5	8.3	1.5
Storage batteries, lead acid type, BCI dimensional group 8D or smaller.....	1179-0103	12/84	187.1	192.2	193.7	7.5	0.8
Storage batteries, lead acid type, larger than BCI dimensional group 8D.....	1179-0104	12/84	218.4	220.6	228.3	11.6	3.5
Storage batteries (except lead acid), including parts for all storage batteries.....	1179-0105	12/84	183.7	188.9	188.9	4.3	0.0
Primary batteries, dry and wet.....	1179-02		181.4	181.3	180.2	-0.1	-0.6
Primary batteries, dry and wet.....	1179-0229	12/03	117.6	117.6	116.9	0.0	-0.6
Carbon and graphite products.....	1179-03		155.5	156.3	156.2	2.0	-0.1
Carbon & graphite electrodes for electric furnaces.....	1179-0326	12/03	168.0	168.0	168.0	-3.1	0.0
All other carbon and graphite products.....	1179-0335	12/03	132.2	133.7	133.6	8.5	-0.1
X-ray and electromedical equipment.....	1179-05		88.2	88.9	88.5	-1.0	-0.4
Irradiation equipment.....	1179-0512	06/85	117.3	119.5	119.3	1.4	-0.2
Electromedical equipment, including diagnostic, therapeutic and patient monitoring equipment.....	1179-0541	06/09	97.3	97.8	97.2	-1.9	-0.6
Engine electrical equipment.....	1179-06		124.8	124.7	124.9	0.2	0.2
Cable sets and ignition wiring harnesses.....	1179-0601	12/82	130.8	130.8	130.8	0.6	0.0
Cranking motors (starters).....	1179-0604	12/82	118.4	118.4	118.4	0.0	0.0
Alternators, generators, and regulators.....	1179-0607	06/00	104.2	104.2	104.2	-0.1	0.0
Spark plugs and all other miscellaneous complete engine electrical equipment.....	1179-0608	06/00	97.8	97.9	98.4	0.1	0.5
Parts for engine electrical and electronic.....	1179-0609	06/00	88.1	—	88.1	4.9	—
Motor vehicle electronic equip. exc engine.....	1179-0611	12/03	100.5	100.4	100.5	0.4	0.1
Miscellaneous electrical industrial apparatus.....	1179-29	12/85	128.8	128.9	129.6	1.6	0.5
Rectifying apparatus.....	1179-2902	12/85	136.5	136.7	137.6	2.5	0.7

See footnotes at end of table.

**Table 6. Producer price indexes and percent changes for commodity and service groupings and individual items, not seasonally adjusted — Continued**  
 [1982=100 unless otherwise indicated]

Commodity	Commodity code	Other index base	Index			Percent change to Aug. 2011 from:	
			Apr. 2011 <sup>1</sup>	July 2011 <sup>1</sup>	Aug. 2011 <sup>1</sup>	Aug. 2010	July 2011
Other electrical equipment for industrial use, except for electronic circuitry.....	1179-2904	12/03	111.8	111.6	111.7	-1.4	0.1
All other electrical equipment and components, except industrial.....	1179-39	12/06	109.3	109.3	109.3	0.8	0.0
All other electrical equipment and components, except industrial.....	1179-3901	12/06	109.3	109.3	109.3	0.8	0.0
Miscellaneous instruments.....	118		179.3	180.0	180.4	2.0	0.2
Automatic environmental controls for monitoring residential, commercial, and appliance use.....	1181		161.2	161.1	161.7	1.5	0.4
Automatic environmental controls for monitoring residential, commercial, and appliance use.....	1181-05	12/03	111.1	111.1	111.5	-	0.4
Automatic environmental controls for monitoring residential, commercial, and appliance use.....	1181-0501	12/03	111.1	111.1	111.5	-	0.4
Industrial process control instruments.....	1182	06/83	205.4	208.2	209.5	5.5	0.6
Industrial process control instruments.....	1182-01	06/83	205.4	208.2	209.5	5.5	0.6
Industrial process control instruments.....	1182-0171	12/03	124.4	126.1	126.9	5.5	0.6
Fluid meters and counting devices.....	1184	12/85	147.7	148.0	148.0	2.6	0.0
Fluid meters and counting devices.....	1184-01	12/85	147.7	148.0	148.0	2.6	0.0
Integrating and totalizing meters for gas or liquids.....	1184-0102	12/85	179.2	180.4	180.3	3.9	-0.1
Counting devices.....	1184-0103	12/85	162.8	162.8	162.8	-0.1	0.0
Motor vehicle indicating instruments.....	1184-0104	12/85	104.4	104.4	104.4	2.4	0.0
Engineering and scientific instruments.....	1185	12/85	197.8	198.1	198.4	1.2	0.2
Aeronautical, nautical and navigational instruments.....	1185-01	12/85	208.0	209.0	208.9	2.2	0.0
Aeronautical, nautical and navigational instruments.....	1185-0111	12/85	208.0	209.0	208.9	2.2	0.0
Laboratory and scientific apparatus.....	1185-02	12/85	197.7	196.8	197.9	-0.1	0.6
Laboratory and scientific apparatus.....	1185-0211	12/85	197.7	196.8	197.9	-0.1	0.6
Optical instruments and lenses.....	1186	12/85	134.1	134.4	134.5	0.4	0.1
Sighting, tracking and fire-control equipment, optical type.....	1186-01	12/85	126.9	126.9	127.2	0.7	0.2
Sighting, tracking and fire-control equipment, optical type.....	1186-0111	12/85	126.9	126.9	127.2	0.7	0.2
Optical instruments and lenses.....	1186-02	12/85	125.1	126.0	126.0	0.3	0.0
Optical instruments and lenses.....	1186-0211	12/85	125.1	126.0	126.0	0.3	0.0
Laboratory analytical instruments.....	1186-03	12/85	138.5	138.7	138.7	0.4	0.0
Laboratory analytical instruments.....	1186-0311	12/85	138.5	138.7	138.7	0.4	0.0
Measuring & controlling devices, n.e.c.....	1189	06/85	146.7	146.7	146.8	0.9	0.1
Aircraft engine instruments.....	1189-01	06/85	137.8	137.8	137.8	0.4	0.0
Aircraft engine instruments.....	1189-0199	06/85	137.8	137.8	137.8	0.4	0.0
Nuclear radiation detection and monitoring instruments.....	1189-04	06/85	162.2	162.2	162.7	3.4	0.3
Nuclear radiation detection and monitoring instruments.....	1189-0499	06/85	162.2	162.2	162.7	3.4	0.3
Physical properties and kinematic testing equipment.....	1189-05	06/04	99.9	99.9	99.9	0.3	0.0
Physical properties and kinematic testing equipment.....	1189-0599	06/04	99.9	99.9	99.9	0.3	0.0
Commercial, geophysical, and general purpose instruments.....	1189-06	06/04	107.3	107.3	107.3	0.7	0.0
Commercial, geophysical, and general purpose instruments.....	1189-0699	06/04	107.3	107.3	107.3	0.7	0.0
Miscellaneous machinery.....	119		173.6	174.5	174.3	2.3	-0.1
Oil field and gas field machinery.....	1191		204.1	206.7	206.7	3.2	0.0
Oil field and gas field drilling machinery (except parts sold separately).....	1191-02		227.3	228.0	228.2	2.3	0.1
Rotary oil and gas field drilling machinery and equipment (except parts sold separately).....	1191-0257	12/03	153.4	153.8	154.0	3.1	0.1
Cementing and other oil and gas field drilling machinery (except parts sold separately).....	1191-0263	12/10	100.6	101.0	101.0	-	0.0
Oil field and gas field production machinery (except pumps and parts sold separately).....	1191-04		169.2	174.0	174.0	5.4	0.0
Oil field and gas field production machinery (except pumps and parts sold separately).....	1191-0456	12/03	139.0	142.9	142.9	5.4	0.0
Parts and attachments for oil and gas field machinery and equipment.....	1191-06	12/10	99.8	100.4	100.3	-	-0.1
Parts and attachments for oil and gas field drilling machinery.....	1191-0602	12/10	99.9	100.2	100.2	-	0.0
Parts and attachments for oil and gas field production machinery.....	1191-0604	12/10	99.4	101.4	101.4	-	0.0
Mining machinery and equipment.....	1192		231.6	232.6	235.3	6.2	1.2
Underground mining machinery, except parts.....	1192-01		245.8	245.9	245.9	4.4	0.0
Underground mining machinery, except parts.....	1192-0111	12/03	146.9	147.0	147.0	4.4	0.0
Crushing, pulverizing, & screening machinery (except parts sold separately).....	1192-02		284.9	285.5	285.9	5.3	0.1
Crushing, pulverizing, & screening machinery (except parts sold separately).....	1192-0201	12/03	141.2	141.5	141.7	5.3	0.1
Drills and other mining machinery (except parts sold separately).....	1192-03		249.3	250.7	250.7	4.5	0.0
Drills and other mining machinery (except parts sold separately).....	1192-0302	12/03	135.9	136.7	136.7	4.5	0.0

See footnotes at end of table.

**Table 6. Producer price indexes and percent changes for commodity and service groupings and individual items, not seasonally adjusted — Continued**  
 [1982=100 unless otherwise indicated]

Commodity	Commodity code	Other index base	Index			Percent change to Aug. 2011 from:	
			Apr. 2011 <sup>1</sup>	July 2011 <sup>1</sup>	Aug. 2011 <sup>1</sup>	Aug. 2010	July 2011
Mineral processing & beneficiation machinery (except parts sold separately).....	1192-06		240.2	240.5	243.6	7.4	1.3
Mineral processing & beneficiation machinery (except parts sold separately).....	1192-0601	12/03	157.0	157.1	159.2	7.3	1.3
Parts and attachments for mining machinery and equipment (sold separately).....	1192-53		205.7	207.7	212.9	7.6	2.5
Parts and attachments for mining machinery and equipment (sold separately).....	1192-5302	12/03	148.2	149.6	153.4	7.6	2.5
Mining and rock drill bits.....	1192-53021	06/10	104.2	104.2	109.9	9.9	5.5
Parts and attachments for underground mining vehicles.....	1192-53023	06/10	108.3	108.3	108.3	8.3	0.0
Parts and attachments for minerals crushing, grinding, sorting, separating, or washing machines.....	1192-53024	06/10	100.4	106.8	105.7	6.1	-1.0
Parts and attachments for boring & sinking machinery (excl coal or rock cutters and tunneling).....	1192-53026	06/10	102.5	103.5	-	-	-
Parts and attachments for all other mining machinery and equipment.....	1192-53027	06/10	100.7	100.9	101.4	1.4	0.5
Office and store machines and equipment.....	1193		121.7	121.9	122.3	1.2	0.3
Coin-operated automatic merchandising machines.....	1193-06		133.3	134.2	135.5	1.4	1.0
Coin-operated mechanisms and other parts for automatic merchandising machines.....	1193-0656	06/94	105.8	105.8	105.8	0.6	0.0
Automatic merchandising machines, coin-operated, excluding parts.....	1193-0657	12/09	100.6	100.6	102.1	1.7	1.5
Other office and store machines and parts.....	1193-07		137.6	137.6	137.6	1.8	0.0
Mailing, letter handling, and addressing machines.....	1193-0753	06/85	117.5	-	117.5	1.6	-
Other office machines.....	1193-0756	06/07	102.7	102.7	103.1	4.8	0.4
Parts/attach. for std. typewriters/other office machines.....	1193-0757	12/94	134.6	134.6	134.6	0.1	0.0
Coin-operated amusement machines.....	1193-08	12/85	148.3	148.3	148.3	-0.3	0.0
Coin-operated amusement machines.....	1193-0801	12/85	148.3	148.3	148.3	-0.3	0.0
Internal combustion engines.....	1194		164.3	163.6	164.4	1.9	0.5
Diesel, semidiesel, & dual-fuel engines, non-automotive.....	1194-07	12/82	151.1	151.1	153.0	3.1	1.3
Diesel, semidiesel, & dual-fuel engines, non-automotive.....	1194-0725	12/00	115.9	115.9	117.3	3.1	1.2
Diesel, semidiesel, & dual-fuel engines, automotive.....	1194-08	12/82	159.3	158.9	157.5	1.3	-0.9
Diesel, semidiesel, & dual-fuel engines, automotive.....	1194-0811	12/82	159.3	158.9	157.5	1.3	-0.9
Parts and accessories for internal combustion engines.....	1194-13		179.5	178.0	181.3	3.3	1.9
Parts and accessories for internal combustion engines.....	1194-1301		179.5	178.0	181.3	3.3	1.9
Machine shop products.....	1195		178.5	179.4	179.3	2.6	-0.1
Carburetors, pistons, piston rings, and valves.....	1195-01		169.7	169.9	169.9	1.3	0.0
Carburetors, pistons, piston rings, and valves.....	1195-0129	06/05	115.9	116.1	116.0	1.2	-0.1
Other machine shop products.....	1195-05	06/84	161.6	162.5	162.4	2.7	-0.1
Other machine shop products.....	1195-0501	06/84	161.6	162.5	162.4	2.7	-0.1
Parts & accessories for turbines, turbine generators, and turbine generator sets.....	1196	06/82	204.1	205.0	205.8	1.1	0.4
Parts & accessories for turbines, turbine generators, and turbine generator sets.....	1196-02	06/82	203.3	204.2	205.0	1.1	0.4
Parts & accessories for turbines, turbine generators, and turbine generator sets.....	1196-0203	12/03	-	117.5	117.9	-	0.3
Turbine and turbine generator sets.....	1197	06/87	225.7	228.8	225.3	1.4	-1.5
Turbine and turbine generator sets.....	1197-01	06/87	225.7	228.8	225.3	1.4	-1.5
Turbine generator sets.....	1197-0102	06/11	-	100.0	97.2	-	-2.8
Steam, gas, and other turbines and turbine generators.....	1197-0103	06/11	-	100.0	99.5	-	-0.5
<b>Furniture and household durables.....</b>	<b>12</b>		<b>155.5</b>	<b>156.4</b>	<b>156.6</b>	<b>1.9</b>	<b>0.1</b>
Household furniture.....	121		190.2	190.9	191.9	2.0	0.5
Metal household furniture.....	1211		141.5	143.1	143.1	2.7	0.0
Metal household furniture.....	1211-01		141.5	143.1	143.1	2.7	0.0
Metal household dining, dinette, breakfast furniture.....	1211-0102	06/84	168.3	168.3	168.3	3.0	0.0
Other metal household furniture.....	1211-0104	06/84	127.3	129.1	129.1	2.6	0.0
Wood household furniture.....	1212		215.6	215.9	216.7	1.6	0.4
Living room furniture, wood.....	1212-01		213.4	213.7	215.2	2.6	0.7
Living room furniture, wood.....	1212-0181	12/04	114.5	114.7	115.5	2.6	0.7
Dining room furniture, wood.....	1212-02		226.3	226.3	226.7	0.5	0.2
Dining room furniture, wood.....	1212-0281	12/04	115.2	115.2	115.4	0.6	0.2
Bedroom furniture, wood.....	1212-03		217.6	218.2	219.0	0.9	0.4
Bedroom furniture, wood.....	1212-0381	12/04	114.8	115.1	115.5	0.9	0.3
Other wood household furniture.....	1212-04		186.0	186.1	186.1	1.9	0.0
TV, radio, stereo & sewing machine cabinet.....	1212-0467	12/85	135.0	135.0	135.2	0.1	0.1
Other wood household furniture.....	1212-0481	12/04	132.4	132.4	132.4	2.1	0.0
Upholstered household furniture.....	1213		180.1	180.5	182.6	2.6	1.2
Upholstered household furniture.....	1213-01		180.1	180.5	182.6	2.6	1.2
Dual purpose sleep furniture, incl. convertible sofa.....	1213-0123	06/83	141.4	145.6	146.6	4.6	0.7

See footnotes at end of table.



**Table 6. Producer price indexes and percent changes for commodity and service groupings and individual items, not seasonally adjusted — Continued**  
 [1982=100 unless otherwise indicated]

Commodity	Commodity code	Other index base	Index			Percent change to Aug. 2011 from:	
			Apr. 2011 <sup>1</sup>	July 2011 <sup>1</sup>	Aug. 2011 <sup>1</sup>	Aug. 2010	July 2011
Upholstered wood household furniture.....	1213-0141	06/05	114.9	115.0	116.4	2.6	1.2
Bedding.....	1214		165.1	167.1	166.8	0.8	-0.2
Bedding.....	1214-01		165.1	167.1	166.8	0.8	-0.2
Other mattresses, including crib and inser.....	1214-0114	06/83	192.6	193.6	193.2	2.3	-0.2
Hybrid-type sleep system floatation ensemb.....	1214-0122	12/95	144.2	148.7	148.7	-4.2	0.0
Mattress and foundation sets.....	1214-0134	12/03	110.3	111.0	111.0	-0.4	0.0
Metal porch, lawn, outdoor & casual furniture.....	1215		215.6	215.6	215.6	5.3	0.0
Metal porch, lawn, outdoor & casual furniture.....	1215-01		215.6	215.6	215.6	5.3	0.0
Metal porch, lawn, outdoor & casual furniture.....	1215-0112	06/84	214.4	214.4	214.4	5.3	0.0
Nonupholstered household furniture, except wood and metal.....	1216	12/85	135.8	135.8	135.8	2.7	0.0
Nonupholstered household furniture, except wood and metal.....	1216-01	12/85	135.8	135.8	135.8	2.7	0.0
Nonupholstered household furniture, except wood and metal.....	1216-0101	12/85	135.8	135.8	135.8	2.7	0.0
Commercial furniture.....	122		201.0	202.7	200.5	1.6	-1.1
Wood office furniture and store fixtures.....	1221		202.1	202.7	203.3	2.0	0.3
Wood office furniture and store fixtures.....	1221-01		202.1	202.7	203.3	2.0	0.3
Wood office seating.....	1221-0112	06/85	181.7	184.0	185.7	3.2	0.9
Wood office desks and extensions.....	1221-0113	06/85	201.5	199.3	200.9	1.4	0.8
Wood office storage units, files and tables.....	1221-0114	06/85	207.7	207.6	212.1	3.8	2.2
Other wood office furniture.....	1221-0116	06/85	177.6	182.3	182.3	2.7	0.0
Nonwood furniture and store fixtures.....	1222		197.2	199.3	194.3	0.2	-2.5
Nonwood storage units, files, and tables.....	1222-02		207.7	205.4	203.9	0.4	-0.7
Nonwood storage units, files, and tables.....	1222-0202	06/95	149.2	147.6	146.5	0.4	-0.7
Nonwood commercial furniture.....	1222-03		204.4	211.1	199.4	0.5	-5.5
Nonwood commercial desks and extensions.....	1222-0321		220.5	220.7	-	-	-
Nonwood office seating.....	1222-0325		196.6	211.1	199.3	1.3	-5.6
Partitions and fixtures.....	1222-04	12/83	175.5	175.5	175.0	-0.3	-0.3
Shelving and lockers.....	1222-0405	12/83	182.1	182.7	182.4	2.1	-0.2
Storage racks and accessories.....	1222-0407	12/83	172.0	170.4	169.1	2.1	-0.8
Fixtures for stores, banks, offices, &.....	1222-0409	12/83	171.8	171.8	171.8	1.6	0.0
Public building furniture.....	1223	12/84	188.0	191.3	192.1	5.7	0.4
Public building furniture.....	1223-01	12/84	188.0	191.3	192.1	5.7	0.4
School furniture (except stone and concrete), excluding library furniture.....	1223-0101	12/84	201.7	208.3	211.0	11.5	1.3
School single-pupil units and nonfolding chairs (except stone and concrete), excluding library.....	1223-01011	12/10	102.5	102.4	106.0	-	3.5
Other school furniture (except stone, concrete & library) designed specifically for school use.....	1223-01012	12/10	102.2	107.3	107.5	-	0.2
Public building and related furniture, excluding school & restaurant furniture.....	1223-0102	12/84	189.8	191.4	191.3	3.2	-0.1
Commercial furniture and fixtures, n.e.c.....	1224	12/85	175.3	176.5	177.2	3.9	0.4
Commercial furniture and fixtures, n.e.c.....	1224-01	12/85	175.3	176.5	177.2	3.9	0.4
Bar, bowling center, cafeteria, and restaurant furniture.....	1224-0104	12/10	100.7	101.1	101.6	-	0.5
Other commercial and institutional furniture and fixtures, n.e.c.....	1224-0108	12/10	104.4	105.5	105.8	-	0.3
Floor coverings.....	123		174.0	175.8	176.9	3.6	0.6
Carpets & rugs.....	1231		169.1	170.4	171.7	3.4	0.8
Carpets & rugs.....	1231-01		171.7	173.1	174.3	3.4	0.7
Carpets & rugs.....	1231-0166	06/05	118.5	119.4	120.3	3.4	0.8
Hard surface floor coverings.....	1232		213.3	219.5	219.5	6.0	0.0
Hard surface floor coverings.....	1232-01		213.3	219.5	219.5	6.0	0.0
Hard surface floor covering, sheet incl vinyl & rubber.....	1232-0172	06/06	127.4	130.8	130.8	6.2	0.0
Hard surface floor covering, tile incl vinyl & rubber.....	1232-0173	06/06	116.4	120.2	120.2	5.8	0.0
Household appliances.....	124		111.1	111.6	111.9	1.5	0.3
Major appliances.....	1241		105.6	106.4	106.6	1.5	0.2
Cooking equipment.....	1241-01		108.4	110.1	109.9	2.0	-0.2
Electric and microwave household cooking units & parts.....	1241-0105	12/02	108.0	111.0	110.6	2.3	-0.4
Gas household cooking units and related parts and accessories.....	1241-0139	12/02	111.7	112.4	112.4	3.1	0.0
Other household cooking equipment, (excluding electric & gas), including outdoor equipment.....	1241-0169	12/02	121.4	122.0	121.9	1.1	-0.1
Household laundry equipment and parts.....	1241-02		103.5	103.5	103.5	0.0	0.0
Refrigeration equipment.....	1241-03		95.1	95.5	96.2	0.8	0.7
Household refrigerators, including refrigerator-freezer combinations.....	1241-0329	12/02	103.3	103.8	104.4	0.2	0.6
Food freezers, complete units, household.....	1241-0337		135.9	136.0	139.6	6.3	2.6
Parts and attachments for household refrigerators and freezers.....	1241-0339	12/02	105.3	105.3	105.3	1.7	0.0

See footnotes at end of table.

**Table 6. Producer price indexes and percent changes for commodity and service groupings and individual items, not seasonally adjusted — Continued**  
 [1982=100 unless otherwise indicated]

Commodity	Commodity code	Other index base	Index			Percent change to Aug. 2011 from:	
			Apr. 2011 <sup>1</sup>	July 2011 <sup>1</sup>	Aug. 2011 <sup>1</sup>	Aug. 2010	July 2011
Other major appliances.....	1241-04		123.4	124.7	125.3	4.3	0.5
Other household appliances and parts.....	1241-0452	12/00	98.2	100.0	100.8	1.1	0.8
Household vacuum cleaners, including parts and attachments.....	1243		102.9	104.7	104.7	2.1	0.0
Household vacuum cleaners, including parts and attachments.....	1243-01		96.6	98.2	98.2	2.1	0.0
Household vacuum cleaners, including parts and attachments.....	1243-0114	06/07	105.3	107.2	107.1	2.1	-0.1
Electric housewares and fans.....	1244		125.0	122.1	122.6	0.4	0.4
Small household appliances.....	1244-01		114.6	110.2	110.9	-2.1	0.6
Small household appliances.....	1244-0178	06/99	108.8	104.7	105.3	-2.1	0.6
Electric fans.....	1244-02	12/82	140.3	140.3	140.3	4.7	0.0
Electric fans.....	1244-0228	06/99	123.7	123.7	123.7	4.7	0.0
Parts and attachments for small household electrical appliances.....	1244-03	12/82	144.7	-	144.7	0.0	-
Parts and attachments for small household electrical appliances.....	1244-0311	12/82	144.7	-	144.7	0.0	-
Portable residential fixtures, including parts and accessories.....	1245		183.4	180.9	180.9	1.9	0.0
Portable residential fixtures, including parts and accessories.....	1245-01		183.4	180.9	180.9	1.9	0.0
Portable residential fixtures, including parts and accessories.....	1245-0135	06/98	123.6	121.9	121.9	1.8	0.0
Home electronic equipment.....	125		52.0	52.0	52.6	-0.4	1.2
Speakers and commercial sound equipment.....	1257	12/03	108.9	108.9	109.4	1.0	0.5
Speakers and commercial sound equipment.....	1257-07	12/03	108.9	108.9	109.4	1.0	0.5
Speakers and commercial sound equipment.....	1257-0708	12/03	108.9	108.9	109.4	1.0	0.5
Other home electronic equipment.....	1258	06/04	100.8	100.8	102.4	-1.0	1.6
Other consumer audio and video equipment, incl. audio & video recorders & players (camcorders).....	1258-02	06/04	98.9	98.9	99.0	0.3	0.1
Other consumer audio and video equipment, incl. audio & video recorders & players (camcorders).....	1258-0299	06/04	98.9	98.9	99.0	0.3	0.1
Other household durable goods.....	126		179.9	181.0	181.3	1.5	0.2
Tableware, kitchenware, and other pottery.....	1261		220.1	222.1	222.6	2.4	0.2
Tableware, kitchenware, and other pottery.....	1261-01		220.0	222.1	222.6	2.4	0.2
Vitreous china, porcelain, and earthenware table and kitchenware.....	1261-0104	06/08	104.5	106.5	107.2	4.1	0.7
All other pottery products.....	1261-0105	06/08	103.3	103.7	103.7	1.5	0.0
Pressed and blown consumer glassware.....	1262		204.2	204.2	204.2	2.5	0.0
Pressed and blown consumer glassware.....	1262-01		204.2	204.2	204.2	2.5	0.0
Pressed and blown consumer glassware.....	1262-0102	06/83	184.0	184.0	184.0	2.4	0.0
Hollowware.....	1263	06/85	-	269.3	269.2	23.4	0.0
Hollowware.....	1263-01	06/85	268.7	269.3	269.2	23.4	0.0
Hollowware.....	1263-0121	12/00	-	168.4	168.3	23.4	-0.1
Household flatware.....	1264		212.9	218.9	218.9	17.2	0.0
Household flatware.....	1264-01		212.9	218.9	218.9	17.2	0.0
Household flatware.....	1264-0121	12/00	143.0	147.1	147.1	17.2	0.0
Mirrors.....	1265		167.1	169.1	168.8	1.0	-0.2
Mirrors.....	1265-01		167.1	169.1	168.8	1.0	-0.2
Mirrors.....	1265-0104	12/04	107.6	108.9	108.7	0.9	-0.2
Lawn/garden equipment.....	1266		139.5	139.4	139.5	-1.8	0.1
Consumer riding lawn, garden, and snow equipment.....	1266-04	12/82	132.2	132.2	132.2	-3.7	0.0
Consumer riding lawn, garden, and snow equipment.....	1266-0404	06/03	99.7	99.7	99.7	-3.8	0.0
Parts and attachments for consumer lawn, garden, and snow equipment.....	1266-05	12/82	157.0	157.3	157.3	-2.7	0.0
Parts and attachments for consumer lawn, garden, and snow equipment.....	1266-0503	06/03	106.0	106.3	106.3	-2.7	0.0
Consumer nonriding lawn, garden, and snow equipment.....	1266-06	06/03	107.7	107.6	107.6	0.3	0.0
Consumer nonriding lawn, garden, and snow equipment.....	1266-0601	06/03	107.7	107.6	107.6	0.3	0.0
Cutlery, razors and razor blades.....	1267		220.6	218.9	221.0	2.2	1.0
Cutlery, razors and razor blades.....	1267-01		220.6	218.9	221.0	2.2	1.0
Razor blades and razors, except electric.....	1267-0102	12/83	228.7	226.0	228.7	2.7	1.2
Cutlery, scissors, shears, trimmers, and snips.....	1267-0141	12/83	191.8	192.8	193.0	0.6	0.1
Metal kitchen utensils, pots, and pans.....	1268		221.8	224.0	224.9	2.4	0.4
Metal kitchen utensils, pots, and pans.....	1268-01		221.8	224.0	224.9	2.4	0.4
Stamped and spun utensils, cooking and kitchen, aluminum.....	1268-0101		201.7	204.5	204.5	1.4	0.0
Stamped and spun utensils, cooking & kitchen, exc. aluminum.....	1268-0102	06/84	216.9	217.9	220.1	3.9	1.0
Window shades, blinds, and accessories.....	1269	06/84	169.3	174.2	174.0	3.8	-0.1
Window shades, blinds, and accessories.....	1269-01	06/84	169.3	174.2	174.0	3.8	-0.1
Window shades and window shade accessories and rollers.....	1269-0101	06/84	191.2	192.5	193.0	3.2	0.3

See footnotes at end of table.

**Table 6. Producer price indexes and percent changes for commodity and service groupings and individual items, not seasonally adjusted — Continued**  
 [1982=100 unless otherwise indicated]

Commodity	Commodity code	Other index base	Index			Percent change to Aug. 2011 from:	
			Apr. 2011 <sup>1</sup>	July 2011 <sup>1</sup>	Aug. 2011 <sup>1</sup>	Aug. 2010	July 2011
Complete Venetian blinds.....	1269-0102	06/84	151.0	154.0	153.5	2.1	-0.3
Complete aluminum-slat Venetian blinds, including horizontal and vertical.....	1269-01021	12/10	100.9	104.7	103.9	—	-0.8
Other complete Venetian blinds, incl. horizontal, vertical, and plastic, steel and wood.....	1269-01022	12/10	100.3	101.6	101.5	—	-0.1
Other shades and blinds, including curtain and drapery fixtures, poles, & rods.....	1269-0103	06/84	158.1	167.7	167.6	—	-0.1
<b>Nonmetallic mineral products.....</b>	<b>13</b>		<b>203.5</b>	<b>206.6</b>	<b>206.4</b>	<b>2.0</b>	<b>-0.1</b>
Glass.....	131		123.2	123.4	125.0	2.0	1.3
Flat glass.....	1311		111.9	112.1	114.1	3.7	1.8
Float, sheet, and plate glass.....	1311-05		86.9	86.9	91.6	6.3	5.4
Float, sheet, and plate glass.....	1311-0511	06/83	83.7	83.7	88.3	6.3	5.5
Specialty glass.....	1311-07		137.0	137.3	138.5	3.2	0.9
Specialty glass.....	1311-0703	06/11	—	100.1	101.0	—	0.9
Other glass products, made of purchased glass.....	1311-070321	12/04	106.2	—	—	—	—
Other finished glassware.....	1313	06/83	145.0	145.0	145.5	-2.1	0.3
Other finished glassware.....	1313-01	06/83	147.3	147.3	147.8	-2.1	0.3
Lighting and electronic glassware.....	1313-0111	06/83	109.3	—	109.3	—	—
Other pressed and blown glassware.....	1313-0112	06/83	203.3	203.3	203.4	-1.5	0.0
Machine-made pressed & blown table, kitchen & art glassware.....	1313-0113	12/04	102.2	102.2	104.1	1.9	1.9
All other machine-made pressed and blown glassware.....	1313-0114	12/04	111.6	111.6	111.6	3.3	0.0
Handmade pressed and blown glassware, made of purcha.....	1313-0115	12/04	110.0	110.0	—	—	—
Concrete ingredients and related products.....	132		233.6	234.7	233.9	0.0	-0.3
Construction sand, gravel, and crushed stone.....	1321		265.6	267.1	268.4	1.3	0.5
Construction sand, gravel, and crushed stone.....	1321-01		265.6	267.1	268.4	1.3	0.5
Construction sand and gravel (run of pit or bank).....	1321-0113	06/06	122.1	123.1	122.1	0.0	-0.8
Construction sand (washed, screened, or otherwise treated).....	1321-0117	06/06	116.4	117.9	118.9	2.9	0.8
Construction gravel (washed, screened, or otherwise treated).....	1321-0119	06/06	120.8	119.7	120.7	2.5	0.8
Crushed and broken stone.....	1321-0121		262.4	264.3	265.4	0.8	0.4
Cement.....	1322		189.8	190.4	186.0	-3.0	-2.3
Cement.....	1322-01		189.8	190.4	186.0	-3.0	-2.3
Cement.....	1322-0161	06/89	185.8	186.4	182.0	-3.0	-2.4
Concrete products.....	133		209.9	210.4	210.1	0.0	-0.1
Concrete block and brick.....	1331		222.8	223.5	223.6	0.9	0.0
Structural block.....	1331-11		229.7	229.3	229.5	0.4	0.1
Structural block.....	1331-1135	12/87	187.4	187.1	187.3	0.4	0.1
Decorative block.....	1331-21		200.2	201.4	201.4	1.4	0.0
Decorative block.....	1331-2101		200.2	201.4	201.4	1.4	0.0
Concrete brick.....	1331-31		189.2	192.0	192.5	1.5	0.3
Concrete brick.....	1331-3101		189.2	192.0	192.5	1.5	0.3
Paving blocks.....	1331-41		187.4	189.8	189.7	1.7	-0.1
Paving blocks.....	1331-4101		187.4	189.8	189.7	1.7	-0.1
Concrete pipe.....	1332		195.1	194.7	194.3	1.1	-0.2
Concrete pipe.....	1332-01		195.1	194.7	194.3	1.1	-0.2
Concrete pipe.....	1332-0108	12/86	170.4	170.0	169.6	1.1	-0.2
Ready-mixed concrete.....	1333		210.3	211.0	210.3	-0.5	-0.3
Ready-mixed concrete.....	1333-01		210.3	211.0	210.3	-0.5	-0.3
Ready-mixed concrete.....	1333-0101		210.3	211.0	210.3	-0.5	-0.3
Precast concrete products.....	1334		216.4	216.8	217.5	1.5	0.3
Precast concrete products.....	1334-01		216.4	216.8	217.5	1.5	0.3
Precast concrete products.....	1334-0106	12/86	190.9	191.2	191.8	1.4	0.3
Prestressed concrete products.....	1335		185.7	186.0	185.6	-2.3	-0.2
Prestressed concrete products.....	1335-01		185.7	186.0	185.6	-2.3	-0.2
Prestressed concrete products.....	1335-0107	12/86	189.5	189.8	189.4	-2.3	-0.2
Clay construction products ex. refractories.....	134		175.8	176.5	176.5	-1.8	0.0
Brick and structural clay tile.....	1342	12/84	188.0	188.6	188.1	-3.0	-0.3
Building or common brick.....	1342-01	12/84	187.3	187.9	187.4	-3.2	-0.3
Building or common brick.....	1342-0101	12/84	187.3	187.9	187.4	-3.2	-0.3
Glazed brick, structural, hollow and facing tile.....	1342-02	12/84	187.9	187.9	187.9	0.3	0.0
Glazed brick, structural, hollow and facing tile.....	1342-0201	12/84	187.9	187.9	187.9	0.3	0.0
Ceramic floor and wall tile.....	1344		113.8	113.9	114.5	-0.3	0.5
Ceramic floor and wall tile.....	1344-01		113.8	113.9	114.5	-0.3	0.5
Ceramic floor and wall tile.....	1344-0131		113.8	113.9	114.5	-0.3	0.5

See footnotes at end of table.

**Table 6. Producer price indexes and percent changes for commodity and service groupings and individual items, not seasonally adjusted — Continued**  
 [1982=100 unless otherwise indicated]

Commodity	Commodity code	Other index base	Index			Percent change to Aug. 2011 from:	
			Apr. 2011 <sup>1</sup>	July 2011 <sup>1</sup>	Aug. 2011 <sup>1</sup>	Aug. 2010	July 2011
Structural clay products, n.e.c.	1345		217.9	221.6	221.4	1.7	-0.1
Structural clay products, n.e.c.	1345-01		217.9	221.6	221.4	1.7	-0.1
Vitrified clay sewer pipe and fittings	1345-0101		200.4	200.4	200.4	1.0	0.0
Other structural clay products, n.e.c.	1345-0199	12/85	195.7	200.3	200.1	2.0	-0.1
Refractories	135		230.1	230.7	231.7	1.8	0.4
Clay refractories	1352		265.4	265.9	265.9	2.1	0.0
Clay refractories	1352-01		265.4	265.9	265.9	2.1	0.0
Clay refractories	1352-0181	12/04	149.1	149.3	149.3	2.1	0.0
Refractories, non clay	1353		201.8	202.5	204.3	1.4	0.9
Refractories, non clay	1353-01		201.8	202.5	204.3	1.4	0.9
Refractories, non clay	1353-0112	12/04	132.3	132.8	134.0	1.4	0.9
Asphalt felts and coatings	136		225.3	243.7	240.5	6.0	-1.3
Prepared asphalt and tar roofing and siding products	1361		218.2	237.8	234.0	4.5	-1.6
Prepared asphalt and tar roofing and siding products	1361-01		218.2	237.8	234.0	4.5	-1.6
Roofing asphalts, pitches, coatings, and cement	1362		248.9	259.0	259.0	14.9	0.0
Roofing asphalts, pitches, coatings, and cement	1362-01		248.9	259.0	259.0	14.9	0.0
Roofing asphalts, pitches, coatings, and cement	1362-0121	06/84	235.8	245.4	245.4	14.9	0.0
Gypsum products	137		202.8	203.3	199.8	-4.7	-1.7
Gypsum products	1371		202.8	203.3	199.8	-4.7	-1.7
Gypsum products	1371-01		202.8	203.3	199.8	-4.7	-1.7
Gypsum building plasters, boards and laths	1371-0102	12/93	149.8	151.3	147.6	-3.7	-2.4
Other gypsum products	1371-0116	12/99	138.0	134.9	136.0	-7.9	0.8
Glass containers	138		184.0	187.2	187.2	3.3	0.0
Glass containers	1381		184.0	187.2	187.2	3.3	0.0
Glass containers	1381-01		184.0	187.2	187.2	3.3	0.0
Glass containers	1381-0104	06/95	140.7	143.2	143.2	3.2	0.0
Other nonmetallic minerals	139		219.0	225.0	225.3	6.1	0.1
Insulation materials	1392		156.0	159.0	160.8	9.9	1.1
Mineral wool for structural insulation	1392-01		142.6	147.7	148.5	12.8	0.5
Mineral wool for structural insulation	1392-0105	06/07	108.7	112.6	113.2	12.9	0.5
Mineral wool for industrial and equipment insulation	1392-02		158.5	156.0	159.6	3.6	2.3
Mineral wool for industrial and equipment insulation	1392-0201		158.5	156.0	159.6	3.6	2.3
Paving mixtures and blocks	1394		289.3	304.4	303.5	8.1	-0.3
Paving mixtures and blocks	1394-01		289.3	304.4	303.5	8.1	-0.3
Paving mixtures and blocks	1394-0113	12/03	204.1	214.7	214.1	8.1	-0.3
Cut stone and stone products	1395		147.8	147.8	147.8	0.1	0.0
Cut stone and stone products	1395-01	12/84	147.8	147.8	147.8	0.1	0.0
Dressed dimension and cut granite	1395-0111	12/84	139.2	139.2	139.2	0.0	0.0
Dressed dimension and cut limestone	1395-0121	12/84	167.1	167.1	167.1	0.2	0.0
Dressed dimension marble and other stone	1395-0151	12/04	102.1	102.1	102.1	0.0	0.0
Gaskets, packing, and sealing devices	1398		175.7	179.3	179.7	4.5	0.2
Gaskets and gasketing material	1398-01	12/85	199.5	205.5	205.0	5.5	-0.2
Nonmetallic gaskets and gasketing	1398-0111	12/90	161.9	169.0	169.1	7.3	0.1
Metallic gaskets and machined seals	1398-0112	12/90	175.5	176.9	175.7	2.5	-0.7
Packing and sealing	1398-02	12/85	157.5	159.1	160.3	3.6	0.8
Compression packings	1398-0211	12/90	164.7	168.8	168.8	5.1	0.0
Molded packing and sealing devices	1398-0212	12/90	144.0	145.5	146.7	4.2	0.8
Axial mechanical face seals	1398-0213	12/90	167.2	-	169.6	6.6	-
Rotary oil seals	1398-0214	12/90	120.7	121.2	122.2	0.2	0.8
Nonmetallic minerals and products, n.e.c.	1399	06/82	208.5	209.1	209.6	2.9	0.2
Industrial sand	1399-01	06/82	247.1	247.1	247.1	3.3	0.0
Glass sand	1399-0101	06/82	263.3	263.3	-	-	-
Foundry sand	1399-0111	06/82	255.8	255.8	255.8	3.9	0.0
Other industrial sand	1399-0121	06/82	218.6	218.6	218.6	5.5	0.0
Other nonmetallic minerals, n.e.c.	1399-02	06/84	212.0	212.9	213.5	3.6	0.3
Minerals and earths ground or treated	1399-0209	06/85	214.3	215.7	216.3	4.8	0.3
Dimension stone	1399-0211	06/85	208.8	207.2	207.2	1.5	0.0
Clay, excluding kaolin and ball clay	1399-0214	06/90	162.6	163.4	164.3	1.7	0.6
Miscellaneous nonmetallic minerals, n.e.c.	1399-0299	06/85	216.2	216.3	216.9	2.9	0.3
Nonmetallic mineral products, n.e.c.	1399-03	12/85	166.3	166.4	166.6	1.2	0.1
<b>Transportation equipment</b>	14		165.5	165.5	165.7	1.7	0.1
Motor vehicles and equipment	141		139.0	138.6	138.6	1.3	0.0

See footnotes at end of table.

**Table 6. Producer price indexes and percent changes for commodity and service groupings and individual items, not seasonally adjusted — Continued**  
 [1982=100 unless otherwise indicated]

Commodity	Commodity code	Other index base	Index			Percent change to Aug. 2011 from:	
			Apr. 2011 <sup>1</sup>	July 2011 <sup>1</sup>	Aug. 2011 <sup>1</sup>	Aug. 2010	July 2011
Motor vehicles.....	1411		140.6	139.5	139.4	1.1	-0.1
Passenger cars.....	1411-01		129.6	129.5	129.3	1.2	-0.2
Passenger cars.....	1411-0131	06/82	129.4	129.2	129.0	1.1	-0.2
Motorcycles.....	1411-04		178.8	178.8	182.2	1.9	1.9
Motorcycles.....	1411-0401		192.6	192.6	196.3	2.0	1.9
Trucks, 14,000 lbs. and under.....	1411-05		154.3	152.2	151.9	0.9	-0.2
Trucks, 14,000 lbs. and under.....	1411-0571	12/82	148.5	146.4	146.2	1.0	-0.1
Trucks, over 14,000 lbs. GVW.....	1411-06		198.5	199.2	200.1	1.4	0.5
Trucks, over 14,000 lbs. GVW.....	1411-0684	12/05	119.8	120.2	120.8	1.3	0.5
Truck, truck tractors, and bus chassis (chassis of own manufacture) 14,001 to 33,000 lbs.....	1411-06841	06/11	—	100.3	100.3	—	0.0
Truck, truck tractors, and buses chassis (chassis of own manufacturer) 33,001 lbs or more.....	1411-06842	06/11	—	100.0	100.8	—	0.8
Motor vehicles parts.....	1412		123.6	124.0	124.2	1.6	0.2
Motor vehicles parts.....	1412-05	12/03	110.8	111.1	111.3	1.6	0.2
Gasoline engines and engine parts.....	1412-0501	12/03	117.1	117.1	117.0	2.8	-0.1
Gasoline engines and engine parts, new.....	1412-05011	06/11	—	99.6	99.6	—	0.0
Motor vehicle steering and suspension part.....	1412-0502	12/03	106.7	109.2	109.2	3.9	0.0
Motor vehicle transmission and power train.....	1412-0503	12/03	107.9	107.6	107.6	-0.2	0.0
Motor vehicle brake systems.....	1412-0504	12/03	108.2	109.0	109.3	3.1	0.3
Filters.....	1412-0505	12/03	115.2	115.2	—	—	—
Exhaust systems.....	1412-0506	12/03	124.7	125.8	125.4	1.8	-0.3
Other motor vehicle parts.....	1412-0508	12/03	110.6	111.1	112.1	1.7	0.9
Motorcycle parts.....	1412-0509	12/03	106.7	106.7	106.7	0.7	0.0
Vehicle seating and interior trim.....	1412-0511	06/04	100.4	100.6	100.9	0.6	0.3
Automobile trimmings.....	1412-05111	06/09	97.0	97.0	97.0	-0.5	0.0
Seats for public conveyance and aircraft.....	1412-05113	06/09	98.8	99.0	99.2	0.5	0.2
Truck and bus bodies.....	1413	12/82	219.8	220.4	220.4	1.5	0.0
Truck and bus bodies sold separately.....	1413-01	12/82	222.8	223.9	223.9	1.6	0.0
Van bodies, sold separately.....	1413-0141	12/08	100.8	100.9	100.9	1.6	0.0
Other truck and vehicle bodies, sold separately.....	1413-015	12/08	100.0	100.9	100.9	2.3	0.0
Dump truck bodies, sold separately.....	1413-0151	12/08	93.8	93.8	93.8	-3.5	0.0
All other truck and vehicle bodies, sold separately.....	1413-0152	12/08	100.8	101.9	101.9	3.1	0.0
Complete vehicles on purchased chassis.....	1413-02	12/82	215.8	215.6	215.9	1.3	0.1
Buses and firefighting vehicles, complete, produced on purchased chassis.....	1413-027	12/08	104.8	104.7	104.7	1.1	0.0
Buses, complete, produced on purchased chassis.....	1413-0271	12/08	106.6	106.4	106.4	1.8	0.0
Other trucks and vehicles, complete, produced on purchased chassis.....	1413-029	12/08	98.9	98.9	99.1	1.5	0.2
All other trucks and vehicles, complete, produced on purchased chassis, including upfitting.....	1413-0293	12/08	98.9	98.9	99.1	1.5	0.2
Truck trailers.....	1414		189.0	190.1	190.3	4.9	0.1
Truck trailers.....	1414-06	12/86	183.2	184.3	184.5	4.9	0.1
Truck trailers.....	1414-0601	12/86	183.2	184.3	184.5	4.9	0.1
Motor homes built on purchased chassis.....	1415	06/84	170.1	170.1	170.0	0.7	-0.1
Motor homes built on purchased chassis.....	1415-01	06/84	170.1	170.1	170.0	0.7	-0.1
Motor homes built on purchased chassis.....	1415-0101	06/84	170.1	170.1	170.0	0.7	-0.1
Travel trailers and campers.....	1416	06/84	169.8	171.5	172.0	2.4	0.3
Travel trailers.....	1416-01	06/84	162.3	164.0	164.5	2.0	0.3
Travel trailers.....	1416-0101	06/84	162.3	164.0	164.5	2.0	0.3
Camping trailers, campers, pick-up covers, and parts.....	1416-02	06/84	191.9	193.3	193.8	3.6	0.3
Camping trailers, campers, pick-up covers, and parts.....	1416-0201	06/84	191.9	193.3	193.8	3.6	0.3
Aircraft and aircraft equipment.....	142		244.0	246.0	246.7	2.6	0.3
Civilian aircraft.....	1421		267.1	270.0	271.2	2.5	0.4
Civilian aircraft.....	1421-02	12/85	241.7	244.3	245.5	2.5	0.5
Civilian aircraft.....	1421-0206	12/03	130.9	132.3	132.9	2.5	0.5
Aircraft engines and engine parts.....	1423	12/85	203.7	203.8	203.8	3.1	0.0
Aircraft engines and engine parts.....	1423-01	12/85	203.7	203.8	203.8	3.1	0.0
Aircraft engines and engine parts.....	1423-0101	12/85	203.7	203.8	203.8	3.1	0.0
Other aircraft parts and equipment.....	1425	06/85	169.9	171.6	171.5	2.4	-0.1
Other aircraft parts and equipment.....	1425-01	06/85	169.9	171.6	171.5	2.4	-0.1
Other aircraft parts and equipment.....	1425-0101	06/85	169.9	171.6	171.5	2.4	-0.1
Ships and boats.....	143		236.9	239.3	239.5	2.3	0.1
Ships.....	1431	12/85	219.1	221.4	221.6	2.5	0.1
Military self-propelled ships, new construction.....	1431-02	06/96	144.4	145.8	146.2	1.6	0.3
Military self-propelled ships, new construction.....	1431-0201	06/96	144.4	145.8	146.2	1.6	0.3

See footnotes at end of table.

**Table 6. Producer price indexes and percent changes for commodity and service groupings and individual items, not seasonally adjusted — Continued**  
 [1982=100 unless otherwise indicated]

Commodity	Commodity code	Other index base	Index			Percent change to Aug. 2011 from:	
			Apr. 2011 <sup>1</sup>	July 2011 <sup>1</sup>	Aug. 2011 <sup>1</sup>	Aug. 2010	July 2011
Nonmilitary self-propelled ships, new construction.....	1431-03	06/96	203.1	207.8	207.4	3.9	-0.2
Nonmilitary self-propelled ships, new construction.....	1431-0301	12/85	310.1	317.1	316.5	3.9	-0.2
Nonpropelled ships, new construction.....	1431-04	06/96	152.1	149.4	149.4	3.6	0.0
Nonpropelled ships, new construction.....	1431-0401	06/96	152.1	149.4	149.4	3.6	0.0
Boats.....	1432		223.4	225.1	225.2	1.7	0.0
Outboard motorboats, including commercial and military (except sailboats and lifeboats).....	1432-01		234.0	235.6	238.8	5.5	1.4
Outboard motorboats, wood or metal, incl. comm. and military (exc. sailboats and lifeboats).....	1432-0107	06/11	—	100.8	102.9	—	2.1
Outboard motorboats, plastics/fiberglass, incl. comm. and mil. (exc. sailboats and lifeboats).....	1432-0108	06/11	—	100.6	101.4	—	0.8
Inboard motorboats, including commercial and military (except sailboats and lifeboats).....	1432-02		235.3	237.8	234.9	1.4	-1.2
Inboard cabin cruisers, including commercial and military (except sailboats and lifeboats).....	1432-0206	12/03	123.5	125.1	123.9	2.0	-1.0
Other inboard motorboats, including commercial and military (except sailboats and lifeboats).....	1432-0207	06/11	—	100.3	98.1	—	-2.2
Inboard-outdrive boats, including commercial and military (except sailboats and lifeboats).....	1432-03		203.1	205.5	204.6	-4.0	-0.4
Inboard-outdrive boats, cabin cruisers, incl. comm. and military (exc. sailboats and lifeboats).....	1432-0309	06/11	—	101.1	101.0	—	-0.1
All other inboard-outdrive boats, incl. comm. and military (except sailboats and lifeboats).....	1432-0310	12/03	117.7	119.1	118.5	-4.0	-0.5
All other boats (excluding military and commercial).....	1432-04		206.4	202.9	202.9	-0.1	0.0
All other boats (excluding military and commercial).....	1432-0406	12/03	116.9	114.9	114.9	-0.1	0.0
Railroad equipment.....	144		186.6	187.4	187.4	1.6	0.0
Locomotives and locomotive parts.....	1441		164.0	164.1	164.0	0.0	-0.1
Locomotives and locomotive parts.....	1441-04	12/01	126.7	126.7	126.7	0.1	0.0
Locomotives and locomotive parts.....	1441-0402	12/01	126.7	126.7	126.7	0.1	0.0
Railroad cars and car parts.....	1442		202.7	204.1	204.2	2.5	0.0
Railway maintenance of way equipment & parts, railcar parts, & other railway vehicles.....	1442-03		164.0	164.4	165.0	1.4	0.4
Air brake and other brake equipment.....	1442-0303	12/03	95.9	96.5	96.5	0.7	0.0
All other railroad and streetcar equipment, parts and accessories, incl. truck assemblies.....	1442-0304	12/03	121.3	121.5	122.0	1.4	0.4
Railroad cars.....	1442-04	12/01	158.5	159.8	159.7	2.8	-0.1
Railroad cars.....	1442-0402	12/01	158.5	159.8	159.7	2.8	-0.1
Passenger and freight train cars, new (excl. parts).....	1442-040201	06/09	104.3	—	—	—	—
Transportation equipment, n.e.c.....	149	06/85	156.0	156.4	156.4	1.3	0.0
Transportation equipment, n.e.c.....	1491	06/85	156.0	156.4	156.4	1.3	0.0
Transportation equipment, n.e.c.....	1491-11	06/85	156.0	156.4	156.4	1.3	0.0
Automobile and light truck trailers.....	1491-1104	12/92	161.5	162.5	162.9	3.9	0.2
All other miscellaneous transportation equipment, including all-terrain vehicles.....	1491-1105	06/85	137.9	137.9	137.9	0.5	0.0
<b>Miscellaneous products.....</b>	<b>15</b>		<b>227.4</b>	<b>230.0</b>	<b>229.9</b>	<b>3.2</b>	<b>0.0</b>
Toys, sporting goods, small arms, etc.....	151		149.8	152.0	151.3	1.0	-0.5
Toys, games, and children's vehicles.....	1511		143.1	147.1	143.5	2.4	-2.4
Toys, games, and children's vehicles.....	1511-01		143.1	147.1	143.5	2.4	-2.4
Nonelectronic games and puzzles (excl. toys) and electronic toys (incl. parts).....	1511-0152	06/85	137.8	142.9	138.1	1.8	-3.4
Baby carriages and children's vehicles, excl. bicycles w/pneumatic tires.....	1511-0153	06/85	113.2	—	113.2	3.9	—
Other nonelectronic toys, including parts.....	1511-0154	06/85	132.7	137.6	133.4	3.2	-3.1
Models (operating & static), craft & scienc kits/supply, & collectors' miniatures.....	1511-0155	06/85	180.8	181.2	181.2	1.9	0.0
Dolls and stuffed toy animals.....	1511-0156	12/85	138.9	138.9	138.9	—	0.0
Sporting and athletic goods.....	1512		132.9	133.3	133.2	-1.0	-0.1
Sporting and athletic goods.....	1512-01		132.9	133.3	133.2	-1.0	-0.1
Fishing tackle and equipment.....	1512-0103	12/85	196.7	196.7	196.7	6.1	0.0
Golf equipment, excluding apparel and shoes.....	1512-0127	12/85	101.5	101.5	101.5	-5.0	0.0
Bicycles, adult tricycles, unicycles and parts.....	1512-0182	12/84	125.4	125.7	126.2	1.0	0.4
Playground equipment.....	1512-0185	12/98	186.7	186.7	—	—	—
Gymnasium and exercise equipment.....	1512-0192	12/98	114.5	114.7	114.7	0.9	0.0
Other sporting and athletic goods.....	1512-0193	12/85	130.1	131.4	130.7	-3.8	-0.5
Small arms and ammunition.....	1513		250.7	260.5	262.1	6.1	0.6
Small arms.....	1513-01		233.3	233.2	236.0	0.9	1.2
Small arms.....	1513-0125	12/04	110.9	110.9	112.2	0.9	1.2
Small arms ammunition.....	1513-02		277.4	308.2	308.2	15.8	0.0
Small arms ammunition.....	1513-0281	06/02	192.5	213.9	213.9	15.8	0.0

See footnotes at end of table.

**Table 6. Producer price indexes and percent changes for commodity and service groupings and individual items, not seasonally adjusted — Continued**  
 [1982=100 unless otherwise indicated]

Commodity	Commodity code	Other index base	Index			Percent change to Aug. 2011 from:	
			Apr. 2011 <sup>1</sup>	July 2011 <sup>1</sup>	Aug. 2011 <sup>1</sup>	Aug. 2010	July 2011
Components for small arms ammunition.....	1513-03	06/85	208.5	213.2	213.6	3.9	0.2
Ammunition components.....	1513-0301	06/85	223.1	229.2	231.2	7.2	0.9
All other small arms ammunition products.....	1513-0308	06/02	143.4	146.3	146.2	2.7	-0.1
Tobacco products, incl. stemmed & redried.....	152		594.3	613.1	612.8	6.2	0.0
Cigarettes.....	1521		721.5	744.9	744.9	6.4	0.0
Cigarettes.....	1521-01		721.5	744.9	744.9	6.4	0.0
Cigarettes.....	1521-0105	12/04	138.7	143.2	143.2	6.4	0.0
Stemmed and redried tobacco.....	1524	06/84	102.1	101.2	101.8	-0.3	0.6
Stemmed and redried tobacco.....	1524-02	06/84	100.8	99.9	100.5	-0.2	0.6
Stemmed and redried tobacco.....	1524-0208	06/99	110.5	109.5	110.2	-0.3	0.6
Other tobacco products.....	1525	12/05	119.4	123.3	122.4	5.9	-0.7
Other tobacco products.....	1525-01	12/05	119.4	123.3	122.4	5.9	-0.7
Other tobacco products.....	1525-0101	12/05	119.4	123.3	122.4	5.9	-0.7
Notions.....	153		190.6	193.7	194.7	11.9	0.5
Needles, pins, and fasteners.....	1532		190.5	194.7	196.8	15.4	1.1
Needles, pins, and fasteners.....	1532-01		190.5	194.7	196.8	15.4	1.1
Needles, pins, non-slide fasteners & similar notions.....	1532-0103	12/85	158.2	163.1	164.9	7.1	1.1
Photographic equipment and supplies.....	154		110.9	110.9	111.0	0.3	0.1
Photographic equipment.....	1541		80.6	80.9	81.1	0.9	0.2
Photographic equipment.....	1541-07	12/83	98.7	99.0	99.3	0.9	0.3
Photographic equipment.....	1541-0701	12/83	98.7	99.0	99.3	0.9	0.3
Photographic supplies.....	1542		124.4	124.3	124.3	0.1	0.0
Photographic supplies.....	1542-06	12/83	122.2	122.1	122.1	0.1	0.0
Photographic supplies.....	1542-0601	12/83	122.2	122.1	122.1	0.1	0.0
Mobile homes.....	155		234.1	235.6	236.3	2.1	0.3
Manufactured homes, residential, single wide.....	1552		236.3	237.7	237.7	0.6	0.0
Manufactured homes, residential, single wide.....	1552-03	12/86	230.3	231.7	231.8	0.7	0.0
Manufactured homes, residential, 13 feet 11 inches or less in width.....	1552-0302	06/11	—	100.2	100.3	—	0.1
Manufactured homes, residential, 14 feet or more in width.....	1552-0303	06/11	—	100.4	100.4	—	0.0
Manufactured homes, residential, multisection.....	1553		239.8	241.6	242.4	2.2	0.3
Manufactured homes, residential, multisection.....	1553-03	12/86	224.6	226.3	227.1	2.2	0.4
Manufactured homes, residential, multisection.....	1553-0301	12/86	224.6	226.3	227.1	2.2	0.4
Medical, surgical & personal aid devices.....	156		172.2	171.7	171.1	0.8	-0.3
Surgical & medical instruments and equipment.....	1562	06/82	137.3	136.4	136.1	-1.2	-0.2
Surgical & medical instruments and equipment.....	1562-01	06/82	137.3	136.4	136.1	-1.2	-0.2
Surgical & medical instruments and equipment.....	1562-0103	06/05	101.7	101.1	100.8	-1.2	-0.3
Medical and surgical appliances and supplies.....	1563	06/83	200.2	199.9	198.5	-0.5	-0.7
Medical and surgical appliances and supplies.....	1563-01	06/83	200.2	199.9	198.5	-0.5	-0.7
Ophthalmic goods.....	1564	12/83	138.6	138.8	138.8	2.7	0.0
Ophthalmic goods.....	1564-01	12/83	138.6	138.8	138.8	2.7	0.0
Plastic ophthalmic focus lenses.....	1564-0103	12/83	110.9	111.1	111.2	1.1	0.1
Contact lenses.....	1564-0104	12/83	115.7	115.7	115.7	4.0	0.0
Other ophthalmic goods.....	1564-0106	06/07	107.2	107.5	107.6	1.2	0.1
Dental equipment and supplies.....	1565	06/85	273.2	273.2	273.7	15.8	0.2
Dental equipment and supplies.....	1565-01	06/85	273.2	273.2	273.7	15.8	0.2
Dental equipment and supplies.....	1565-0107	12/05	139.7	139.7	140.0	15.9	0.2
Other industrial safety equipment.....	157		237.7	237.7	237.2	0.3	-0.2
Other industrial safety equipment.....	1571		237.7	237.7	237.2	0.3	-0.2
Other industrial safety equipment.....	1571-08	06/04	111.3	111.3	111.1	0.3	-0.2
Other industrial safety equipment.....	1571-0802	06/04	111.3	111.3	111.1	0.3	-0.2
Other miscellaneous products.....	159		171.8	173.5	174.4	5.1	0.5
Burial caskets.....	1591		300.3	300.4	300.4	3.5	0.0
Burial caskets.....	1591-01		300.3	300.4	300.4	3.5	0.0
Burial caskets.....	1591-0109	12/04	137.6	137.6	137.6	3.5	0.0
Musical instruments.....	1593		204.1	205.3	205.5	2.2	0.1
Musical instruments.....	1593-01		204.1	205.3	205.5	2.2	0.1
Nonelectronic pianos, organs, and nonelectronic piano and organ parts, excluding benches.....	1593-0113	12/09	106.0	107.6	107.6	3.7	0.0
Other musical instruments and parts.....	1593-0117	06/85	194.6	195.2	195.5	1.9	0.2
Other electronic musical instruments, excluding electronic organs.....	1593-01171	12/09	102.2	102.2	102.2	1.5	0.0

See footnotes at end of table.

**Table 6. Producer price indexes and percent changes for commodity and service groupings and individual items, not seasonally adjusted — Continued**  
 [1982=100 unless otherwise indicated]

Commodity	Commodity code	Other index base	Index			Percent change to Aug. 2011 from:	
			Apr. 2011 <sup>1</sup>	July 2011 <sup>1</sup>	Aug. 2011 <sup>1</sup>	Aug. 2010	July 2011
Other nonelectronic musical instruments.....	1593-01172	12/09	102.6	103.4	103.6	2.8	0.2
Other musical instrument parts & accessories, sold separately, excl. benches & instrument cases.....	1593-01173	12/09	100.3	99.8	99.9	-0.1	0.1
Jewelry and jewelry products.....	1594		197.0	205.0	209.6	17.1	2.2
Jewelry, platinum and karat gold.....	1594-02		211.7	222.5	227.1	19.8	2.1
Rings, complete.....	1594-021	06/09	119.8	123.2	125.9	19.9	2.2
Complete wedding rings made of gold & plat., ex. gold & plat. clad or silver plated.....	1594-0212	06/09	121.1	127.6	129.9	27.0	1.8
Other complete rings made of gold & plat., ex. gold & plat. clad or plated silver.....	1594-0213	06/09	118.7	119.5	122.6	14.4	2.6
Women's & children's jewelry made of gold & plat., ex. gold & plat. clad.....	1594-0241	06/09	134.9	146.4	146.1	20.0	-0.2
Other jewelry made of gold & plat., ex. gold & plat. clad or plated silver.....	1594-0251	06/09	124.0	128.8	131.4	18.0	2.0
Ring mountings made of gold & plat. (sold sep.) ex. gold & plat. clad.....	1594-0261	06/09	99.2	99.2	-	-	-
Costume jewelry and novelties.....	1594-04		161.3	163.2	164.2	2.8	0.6
Costume jewelry and novelties.....	1594-0415	12/03	110.9	112.2	112.9	2.8	0.6
Other precious metal jewelry.....	1594-07	06/07	121.8	125.2	125.0	12.4	-0.2
Jewelry made of silver (incl. gold & plat. clad or plated silver) excl. silver clad.....	1594-0702	06/09	117.3	118.0	118.6	14.5	0.5
Other jewelry, except costume.....	1594-0703	06/09	113.6	119.9	118.5	9.8	-1.2
Jewelers' findings and materials, including lapidary work.....	1594-08	12/08	137.8	142.5	150.5	19.9	5.6
Jeweler's findings and materials made of precious metal, excl. plated.....	1594-0811	12/08	156.2	162.1	175.4	26.6	8.2
Pens, pencils, and marking devices.....	1595		170.6	168.7	170.6	0.9	1.1
Pens, markers, mechanical pencils, and parts.....	1595-02	12/85	172.7	167.5	172.5	0.6	3.0
Ball point pens, including roller pens.....	1595-0201		163.4	157.8	160.1	0.6	1.5
Markers, fine point and broad tipped.....	1595-0208	06/93	135.9	130.6	136.7	-1.2	4.7
Other pens, mechanical pencils, and parts.....	1595-0209	06/93	195.0	194.9	201.3	4.6	3.3
Lead pencils and art goods.....	1595-03	12/85	150.7	151.2	150.9	0.7	-0.2
Artists' equipment and supplies.....	1595-0303	12/85	174.1	174.8	174.4	-0.1	-0.2
Blackboards.....	1595-0306	06/04	103.3	103.3	103.3	4.6	0.0
Marking devices.....	1595-04	12/85	157.2	157.5	157.5	1.8	0.0
Marking devices.....	1595-0406	12/05	110.2	110.4	110.4	1.8	0.0
Watches, clocks, watchcases, and parts.....	1596		143.8	145.7	143.8	1.1	-1.3
Watches, clocks, watchcases, and parts.....	1596-03	06/01	118.1	119.6	118.1	1.1	-1.3
Watches, clocks, watchcases, and parts.....	1596-0313	06/04	110.7	112.1	110.7	1.1	-1.2
Brooms and brushes.....	1597		184.0	183.3	183.6	0.9	0.2
Brooms and brushes.....	1597-05	12/85	176.2	175.5	175.8	0.9	0.2
Brooms.....	1597-0501	12/85	187.1	187.2	187.2	0.7	0.0
Paint and varnish brushes and rollers.....	1597-0502	12/85	157.7	157.5	157.5	-0.1	0.0
Other brushes, excl. paint and varnish brushes.....	1597-0503	12/85	184.4	183.0	183.6	1.5	0.3
Miscellaneous products, n.e.c.....	159A	12/85	163.0	163.3	163.2	2.1	-0.1
Candles.....	159A-01	12/85	174.3	174.5	175.2	5.2	0.4
Candles.....	159A-0101	12/85	174.3	174.5	175.2	5.2	0.4
Signs and advertising displays.....	159A-04	12/85	157.3	157.3	157.1	0.1	-0.1
Non-electric signs.....	159A-0402	12/85	173.1	173.4	173.2	0.7	-0.1
Advertising specialties.....	159A-0403	12/85	136.6	137.5	137.5	0.7	0.0
Electric signs.....	159A-041	12/85	153.4	152.6	152.2	-1.1	-0.3
Luminous tubing electric signs.....	159A-0411	12/08	95.8	95.8	94.8	-1.9	-1.0
Fluorescent lamp electric signs.....	159A-0412	12/08	94.2	94.2	94.2	0.0	0.0
Incandescent bulb electric signs.....	159A-0413	12/08	97.8	96.7	96.8	-1.1	0.1
Other miscellaneous products, n.e.c.....	159A-09	12/85	168.9	169.5	169.4	3.4	-0.1
Other miscellaneous products, n.e.c.....	159A-0901	12/85	155.8	157.4	157.3	1.7	-0.1
Fire extinguishers.....	159A-09011		257.7	257.7	257.9	2.0	0.1
Other recyclable materials.....	159A-0902	12/86	211.8	209.7	209.6	6.7	0.0
Prerecorded audio and video media reproduction.....	159C	12/03	91.7	91.7	91.5	0.8	-0.2
Prerecorded audio and video media reproduction.....	159C-01	12/03	91.7	91.7	91.5	0.8	-0.2
Reproduction of audio disks and video media.....	159C-0101	12/03	92.5	92.5	92.3	1.0	-0.2
Audio discs, records, and compact discs (CD), full-length....	159C-01011	12/10	99.8	99.8	99.2	-	-0.6
Reproduction of video recording media.....	159C-01012	12/10	100.0	100.0	100.0	-	0.0
All other reproduction of audio recording media.....	159C-0106	12/03	90.5	90.5	90.5	0.3	0.0
<b>Services<sup>2</sup></b>							
<b>Transportation services.....</b>	<b>30</b>	<b>06/09</b>	<b>112.8</b>	<b>114.0</b>	<b>114.3</b>	<b>7.5</b>	<b>0.3</b>
Transportation of freight and mail.....	301	06/09	111.3	112.7	112.4	6.9	-0.3
Rail transportation of freight and mail.....	3011	12/08	110.0	112.8	112.3	10.2	-0.4
Rail transportation of freight and mail.....	3011-01	12/08	110.0	112.8	112.3	10.2	-0.4

See footnotes at end of table.



**Table 6. Producer price indexes and percent changes for commodity and service groupings and individual items, not seasonally adjusted — Continued**  
 [1982=100 unless otherwise indicated]

Commodity	Commodity code	Other index base	Index			Percent change to Aug. 2011 from:	
			Apr. 2011 <sup>1</sup>	July 2011 <sup>1</sup>	Aug. 2011 <sup>1</sup>	Aug. 2010	July 2011
Rail transportation of freight and mail.....	3011-0101	12/08	110.0	112.8	112.3	10.2	-0.4
Truck transportation of freight.....	3012	06/09	108.2	108.6	108.5	6.3	-0.1
Local motor carrying.....	3012-01	06/09	104.3	105.0	104.5	3.7	-0.5
Local motor carrying.....	3012-0101	06/09	104.3	105.0	104.5	3.7	-0.5
Long-distance motor carrying.....	3012-02	06/09	109.9	110.1	110.3	7.5	0.2
Long-distance motor carrying.....	3012-0201	06/09	109.9	110.1	110.3	7.5	0.2
Water transportation of freight.....	3013	06/09	122.2	124.6	120.1	2.7	-3.6
Deep sea water transportation of freight.....	3013-01	12/08	102.7	104.7	96.9	-1.6	-7.4
Deep sea water transportation of freight.....	3013-0101	12/08	102.7	104.7	96.9	-1.6	-7.4
Coastal and intercoastal water transportation of freight.....	3013-02	12/08	111.2	111.0	111.8	2.7	0.7
Coastal and intercoastal water transportation of freight.....	3013-0201	12/08	111.2	111.0	111.8	2.7	0.7
Great Lakes-St Lawrence Seaway water transportation of freight.....	3013-03	12/08	109.8	113.8	114.8	12.8	0.9
Great Lakes-St Lawrence Seaway water transportation of freight.....	3013-0301	12/08	109.8	113.8	114.8	12.8	0.9
Inland waterways transportation of freight.....	3013-04	12/08	105.1	110.0	107.2	9.6	-2.5
Inland waterways transportation of freight.....	3013-0401	12/08	105.1	110.0	107.2	9.6	-2.5
Air transportation of freight.....	3014	12/08	110.0	110.8	109.9	9.8	-0.8
Air transportation of freight.....	3014-01	12/08	110.0	110.8	109.9	9.8	-0.8
Air transportation of freight.....	3014-0101	12/08	110.0	110.8	109.9	9.8	-0.8
Pipeline transportation (partial).....	3015	06/09	121.2	127.8	127.8	5.3	0.0
Pipeline transportation of petroleum products.....	3015-01	12/08	117.7	124.1	124.1	5.2	0.0
Pipeline transportation of crude petroleum.....	3015-0101	12/08	127.4	134.1	134.2	5.0	0.1
Pipeline transportation of refined petroleum products.....	3015-0102	12/08	107.1	113.2	113.1	5.5	-0.1
U.S. Postal Service, and courier and messenger services.....	3016	06/09	111.3	113.1	112.9	7.0	-0.2
U.S. Postal Service.....	3016-01	06/89	188.5	191.6	191.6	2.1	0.0
First class mail.....	3016-0101	06/89	172.8	175.8	175.8	2.3	0.0
Periodicals (second class mail).....	3016-0102	06/89	225.1	228.5	228.5	1.5	0.0
Standard class A (third class mail).....	3016-0103	06/89	218.4	222.5	222.5	1.9	0.0
Standard class B (fourth class mail).....	3016-0104	06/89	224.0	224.6	224.6	0.3	0.0
International mail.....	3016-0105	06/89	161.6	161.6	161.6	1.6	0.0
Special services and fees.....	3016-0106	06/89	217.2	220.7	220.7	1.6	0.0
Courier and messenger services, except air.....	3016-02	04/09	115.8	117.8	117.3	8.6	-0.4
Courier and messenger services, except air.....	3016-0201	04/09	115.8	117.8	117.3	8.6	-0.4
Air mail and package delivery services, excluding by USPS.....	3016-03	04/09	129.4	131.5	131.4	15.0	-0.1
Air mail and package delivery services, excluding by USPS.....	3016-0301	04/09	129.4	131.5	131.4	15.0	-0.1
Transportation of passengers (partial).....	302	06/09	120.3	120.6	123.9	9.7	2.7
Rail transportation of passengers.....	3021	12/08	103.7	105.2	104.9	2.3	-0.3
Rail transportation of passengers.....	3021-01	12/08	103.7	105.2	104.9	2.3	-0.3
Rail transportation of passengers.....	3021-0101	12/08	103.7	105.2	104.9	2.3	-0.3
Airline passenger services.....	3022	12/08	111.0	111.3	114.4	9.9	2.8
Airline passenger services.....	3022-01	12/08	111.0	111.3	114.4	9.9	2.8
Airline passenger services, domestic.....	3022-0101	12/08	113.6	111.7	113.5	8.5	1.6
Airline passenger services, international.....	3022-0102	12/08	102.0	109.7	117.8	15.0	7.4
<b>Services related to transportation activities.....</b>	<b>31</b>	<b>06/09</b>	<b>105.8</b>	<b>106.5</b>	<b>106.4</b>	<b>4.6</b>	<b>-0.1</b>
Services related to water transportation.....	311	06/09	106.4	106.7	107.9	3.8	1.1
Towing, tugging, docking and related services.....	3111	03/09	108.2	107.5	108.9	7.0	1.3
Towing, tugging, docking and related services.....	3111-01	03/09	108.2	107.5	108.9	7.0	1.3
Towing, tugging, docking and related services.....	3111-0101	03/09	108.2	107.5	108.9	7.0	1.3
Operation of port waterfront terminals.....	3112	12/08	114.2	117.6	117.9	4.0	0.3
Operation of port waterfront terminals.....	3112-01	12/08	114.2	117.6	117.9	4.0	0.3
Operation of port waterfront terminals.....	3112-0101	12/08	114.2	117.6	117.9	4.0	0.3
Marine cargo handling.....	3113	12/08	102.6	102.5	103.9	0.8	1.4
Marine cargo handling.....	3113-01	12/08	102.6	102.5	103.9	0.8	1.4
Marine cargo handling.....	3113-0101	12/08	102.6	102.5	103.9	0.8	1.4
Services related to air transportation.....	312	04/09	107.7	108.2	108.0	3.1	-0.2
Other airport operations, excluding aircraft maintenance and repair.....	3121	04/09	107.7	108.2	108.0	3.1	-0.2
Other airport operations, excluding aircraft maintenance and repair.....	3121-01	04/09	107.7	108.2	108.0	3.1	-0.2
Other airport operations, excluding aircraft maintenance and repair.....	3121-0101	04/09	107.7	108.2	108.0	3.1	-0.2
Other services related to transportation activities (partial).....	313	06/09	104.7	105.8	105.1	5.5	-0.7
Arrangement of freight and cargo.....	3131	12/08	104.6	106.9	105.6	8.6	-1.2

See footnotes at end of table.

**Table 6. Producer price indexes and percent changes for commodity and service groupings and individual items, not seasonally adjusted — Continued**  
 [1982=100 unless otherwise indicated]

Commodity	Commodity code	Other index base	Index			Percent change to Aug. 2011 from:	
			Apr. 2011 <sup>1</sup>	July 2011 <sup>1</sup>	Aug. 2011 <sup>1</sup>	Aug. 2010	July 2011
Arrangement of freight and cargo.....	3131-01	12/08	104.6	106.9	105.6	8.6	-1.2
Arrangement of freight and cargo.....	3131-0101	12/08	104.6	106.9	105.6	8.6	-1.2
Freight forwarding.....	3132	12/08	93.5	92.9	93.1	1.4	0.2
Freight forwarding.....	3132-01	12/08	93.5	92.9	93.1	1.4	0.2
Freight forwarding.....	3132-0101	12/08	93.5	92.9	93.1	1.4	0.2
<b>Warehousing, storage, and related services.....</b>	<b>32</b>	<b>12/08</b>	<b>101.1</b>	<b>100.7</b>	<b>101.3</b>	<b>2.4</b>	<b>0.6</b>
Warehousing, storage, and related services.....	321	12/08	101.1	100.7	101.3	2.4	0.6
Warehousing, storage, and related services.....	3211	12/08	101.1	100.7	101.3	2.4	0.6
Warehousing, storage, and related services.....	3211-01	12/08	101.1	100.7	101.3	2.4	0.6
Warehousing, storage, and related services.....	3211-0101	12/08	101.1	100.7	101.3	2.4	0.6
<b>Publishing sales, excluding software.....</b>	<b>33</b>	<b>06/09</b>	<b>103.3</b>	<b>104.4</b>	<b>103.8</b>	<b>1.4</b>	<b>-0.6</b>
Book, periodical, and newspaper publishing sales and subscriptions...	331	06/09	103.9	105.0	104.3	1.5	-0.7
Sales of books.....	3311		320.9	324.8	324.8	2.3	0.0
Sales of textbooks.....	3311-01		539.9	552.9	552.9	3.5	0.0
Sales of textbooks.....	3311-0101	06/88	344.8	353.1	353.1	3.5	0.0
Sales of technical, scientific, and professional books.....	3311-02		367.8	369.5	371.2	3.5	0.5
Sales of technical, scientific, and professional books.....	3311-0201	06/88	287.2	288.6	289.9	3.5	0.5
Sales of religious books.....	3311-03		192.4	193.3	192.8	0.4	-0.3
Sales of religious books.....	3311-0301	06/88	146.0	146.7	146.3	0.3	-0.3
Sales of general adult and juvenile books.....	3311-04		197.7	198.5	198.0	0.5	-0.3
Sales of general adult and juvenile books.....	3311-0402		197.7	198.5	198.0	0.5	-0.3
Sales of general reference books.....	3311-05		165.7	165.7	164.8	-1.4	-0.5
Sales of general reference books.....	3311-0501	06/88	141.0	141.1	140.3	-1.4	-0.6
Sales and subscriptions of periodical and newspapers.....	3312	06/09	103.2	104.2	102.9	0.7	-1.2
Sales and subscriptions of periodicals.....	3312-01	06/07	106.2	107.1	104.9	-0.8	-2.1
Sales and subscriptions of periodicals.....	3312-0101	06/07	106.2	107.1	104.9	-0.8	-2.1
Sales and subscriptions of newspapers.....	3312-02		283.5	286.9	286.5	3.1	-0.1
Sales and subscriptions of newspapers, daily and Sunday papers.....	3312-0201	06/99	139.8	141.7	141.5	3.2	-0.1
Sales and subscriptions of newspapers, weekly and other papers.....	3312-0202	06/99	121.0	121.0	121.0	2.1	0.0
Directory, mailing list, and related compilations publishing sales.....	332	12/08	98.1	98.2	98.2	0.2	0.0
Directory, mailing list, and related compilations publishing sales.....	3321	12/08	98.1	98.2	98.2	0.2	0.0
Directory, mailing list, and related compilations publishing sales.....	3321-01	12/08	98.1	98.2	98.2	0.2	0.0
Directory, mailing list, and related compilations publishing sales.....	3321-0101	12/08	98.1	98.2	98.2	0.2	0.0
Greeting card publishing sales.....	333	12/85	214.2	216.2	214.2	0.2	-0.9
Greeting card publishing sales.....	3331	12/85	214.2	216.2	214.2	0.2	-0.9
Greeting card publishing sales.....	3331-01	12/85	214.2	216.2	214.2	0.2	-0.9
Greeting card publishing sales.....	3331-0101	12/85	214.2	216.2	214.2	0.2	-0.9
Calendars, yearbooks, and other miscellaneous publishing sales.....	334	12/89	213.8	217.6	217.6	2.3	0.0
Calendars, yearbooks, and other miscellaneous publishing sales.....	3341	12/89	213.8	217.6	217.6	2.3	0.0
Calendars, yearbooks, and other miscellaneous publishing sales.....	3341-01	12/89	213.8	217.6	217.6	2.3	0.0
Calendars, yearbooks, and other miscellaneous publishing sales.....	3341-0101	12/89	213.8	217.6	217.6	2.3	0.0
Internet publishing and broadcasting subscription, content access, and licensing sales.....	335	12/09	100.1	101.0	101.2	0.1	0.2
Internet publishing and broadcasting subscription, content access, and licensing sales.....	3351	12/09	100.1	101.0	101.2	0.1	0.2
Internet publishing and broadcasting subscription, content access, and licensing sales.....	3351-01	12/09	100.1	101.0	101.2	0.1	0.2
Internet publishing and broadcasting subscription, content access, and licensing sales.....	3351-0101	12/09	100.1	101.0	101.2	0.1	0.2
<b>Software publishing.....</b>	<b>34</b>	<b>06/09</b>	<b>93.6</b>	<b>93.8</b>	<b>93.4</b>	<b>-0.5</b>	<b>-0.4</b>
Application software publishing.....	342	06/09	97.9	98.3	97.5	-0.9	-0.8
Application software publishing.....	3421	06/09	97.9	98.3	97.5	-0.9	-0.8
Desktop and portable device application software publishing.....	3421-01	12/08	100.3	100.5	99.6	-0.8	-0.9
Desktop and portable device application software publishing.....	3421-0101	12/08	100.3	100.5	99.6	-0.8	-0.9
Application software publishing, cross-industry, vertical market, utilities, and other.....	3421-03	12/08	100.5	101.0	100.1	0.6	-0.9
Application software publishing, cross-industry, vertical market, utilities, and other.....	3421-0301	12/08	100.5	101.0	100.1	0.6	-0.9
<b>Network compensation from broadcast and cable television and radio.....</b>	<b>35</b>	<b>06/09</b>	<b>104.4</b>	<b>104.4</b>	<b>104.4</b>	<b>2.5</b>	<b>0.0</b>

See footnotes at end of table.

**Table 6. Producer price indexes and percent changes for commodity and service groupings and individual items, not seasonally adjusted — Continued**  
 [1982=100 unless otherwise indicated]

Commodity	Commodity code	Other index base	Index			Percent change to Aug. 2011 from:	
			Apr. 2011 <sup>1</sup>	July 2011 <sup>1</sup>	Aug. 2011 <sup>1</sup>	Aug. 2010	July 2011
<b>Advertising space and time sales.....</b>	<b>36</b>	<b>06/09</b>	<b>102.8</b>	<b>101.5</b>	<b>102.1</b>	<b>1.7</b>	<b>0.6</b>
Advertising space sales in periodicals, newspapers, directories, and mailing lists.....	361	06/09	101.3	101.4	101.0	0.7	-0.4
Advertising space sales in periodicals and newspapers.....	3611	06/09	100.9	100.9	100.4	0.5	-0.5
Advertising space sales in periodicals.....	3611-01		399.7	400.9	400.1	3.2	-0.2
Advertising space sales in specialized, business, and professional periodicals.....	3611-0101	06/99	151.6	151.6	151.6	0.7	0.0
Advertising space sales in general and consumer periodicals...	3611-0102	06/99	159.9	160.5	160.2	3.8	-0.2
Advertising space sales in other periodicals.....	3611-0103	06/07	101.9	101.9	101.9	0.4	0.0
Advertising space sales in newspapers.....	3611-02		394.4	393.6	390.9	-1.2	-0.7
Advertising space sales in newspapers, daily and Sunday papers.....	3611-0201	06/99	142.1	141.8	140.7	-1.4	-0.8
Advertising space sales in newspapers, weekly and other papers.....	3611-0202	06/99	134.1	134.1	134.1	0.0	0.0
Advertising space sales in directories and mailing lists.....	3612	12/08	104.1	104.5	104.6	1.4	0.1
Advertising space sales in directories and mailing lists.....	3612-01	12/08	104.1	104.5	104.6	1.4	0.1
Advertising space sales in directories and mailing lists.....	3612-0101	12/08	104.1	104.5	104.6	1.4	0.1
Television advertising time sales.....	362	06/09	106.5	103.6	105.8	4.9	2.1
Television advertising time sales.....	3621	06/09	106.5	103.6	105.8	4.9	2.1
Broadcast and network television advertising time sales.....	3621-01	12/08	91.7	93.3	96.6	8.2	3.5
Broadcast and network television advertising time sales.....	3621-0101	12/08	91.7	93.3	96.6	8.2	3.5
Cable network advertising time sales.....	3621-02	12/08	110.1	99.2	99.1	0.2	-0.1
Cable network advertising time sales.....	3621-0201	12/08	110.1	99.2	99.1	0.2	-0.1
Local cable system advertising time sales.....	3621-03	12/08	101.2	101.2	101.2	1.0	0.0
Local cable system advertising time sales.....	3621-0301	12/08	101.2	101.2	101.2	1.0	0.0
Radio advertising time sales.....	363	03/09	102.3	100.8	100.8	-2.5	0.0
Radio advertising time sales.....	3631	03/09	102.3	100.8	100.8	-2.5	0.0
Radio advertising time sales.....	3631-01	03/09	102.3	100.8	100.8	-2.5	0.0
Radio advertising time sales.....	3631-0101	03/09	102.3	100.8	100.8	-2.5	0.0
Internet advertising sales, excluding Internet advertising sold by print publishers.....	365	12/09	104.4	96.6	97.6	0.0	1.0
Internet advertising sales, excluding Internet advertising sold by print publishers.....	3651	12/09	104.4	96.6	97.6	0.0	1.0
Internet advertising sales, excluding Internet advertising sold by print publishers.....	3651-01	12/09	104.4	96.6	97.6	0.0	1.0
Internet advertising sales, excluding Internet advertising sold by print publishers.....	3651-0101	12/09	104.4	96.6	97.6	0.0	1.0
<b>Telecommunication, cable, and internet user services.....</b>	<b>37</b>	<b>06/09</b>	<b>100.0</b>	<b>100.6</b>	<b>100.9</b>	<b>0.8</b>	<b>0.3</b>
Wired telecommunication services.....	371	06/09	101.0	102.0	102.4	1.5	0.4
Residential wired telecommunication services.....	3711	06/09	104.7	106.6	107.3	3.2	0.7
Local residential wired telephone service.....	3711-01	12/08	103.3	103.8	103.8	1.1	0.0
Local residential wired telephone service.....	3711-0101	12/08	103.3	103.8	103.8	1.1	0.0
Long distance residential wired telephone service.....	3711-02	03/09	111.3	115.3	117.2	6.2	1.6
Long distance residential wired telephone service.....	3711-0201	03/09	111.3	115.3	117.2	6.2	1.6
Business wired telecommunication services.....	3712	06/09	96.5	96.5	96.6	-0.6	0.1
Local business wired telephone service.....	3712-01	12/08	100.1	100.1	100.1	0.0	0.0
Local business wired telephone service.....	3712-0101	12/08	100.1	100.1	100.1	0.0	0.0
Long distance business wired telephone service.....	3712-02	04/09	93.9	93.8	94.1	-1.1	0.3
Long distance business wired telephone service, domestic.....	3712-0201	04/09	94.4	94.2	94.5	-0.8	0.3
Long distance business wired telephone service, international.....	3712-0202	04/09	87.8	88.5	88.1	-4.7	-0.5
Other wired telecommunication services.....	3713	12/08	99.2	99.2	99.2	0.3	0.0
Other wired telecommunication services.....	3713-01	12/08	99.2	99.2	99.2	0.3	0.0
Local coin telephone service.....	3713-0101	12/08	100.0	100.0	100.0	0.0	0.0
Other local telephone service.....	3713-0102	12/08	102.2	102.2	102.2	1.7	0.0
Other toll service.....	3713-0103	12/08	96.6	96.6	96.6	-0.3	0.0
Other telephone services.....	3713-0104	12/08	96.9	96.9	96.9	0.0	0.0
Wireless telecommunication services.....	372	06/09	92.9	92.6	93.0	-3.5	0.4
Cellular phone and other wireless telecommunication services, except paging.....	3721	03/09	90.8	90.5	91.0	-3.6	0.6
Cellular phone and other wireless telecommunication services, except paging.....	3721-01	03/09	90.8	90.5	91.0	-3.6	0.6
Cellular phone and other wireless telecommunication services, except paging.....	3721-0101	03/09	90.8	90.5	91.0	-3.6	0.6
Paging services.....	3722	12/08	100.5	100.4	100.4	-0.1	0.0
Paging services.....	3722-01	12/08	100.5	100.4	100.4	-0.1	0.0

See footnotes at end of table.

**Table 6. Producer price indexes and percent changes for commodity and service groupings and individual items, not seasonally adjusted — Continued**  
 [1982=100 unless otherwise indicated]

Commodity	Commodity code	Other index base	Index			Percent change to Aug. 2011 from:	
			Apr. 2011 <sup>1</sup>	July 2011 <sup>1</sup>	Aug. 2011 <sup>1</sup>	Aug. 2010	July 2011
Paging services.....	3722-0101	12/08	100.5	100.4	100.4	-0.1	0.0
Cable and satellite subscriber services.....	373	12/08	106.3	106.9	106.9	3.0	0.0
Cable and satellite subscriber services.....	3731	12/08	106.3	106.9	106.9	3.0	0.0
Cable and satellite subscriber services.....	3731-01	12/08	106.3	106.9	106.9	3.0	0.0
Cable and satellite subscriber services.....	3731-0101	12/08	106.3	106.9	106.9	3.0	0.0
Internet access services.....	374	03/09	97.6	97.9	97.6	0.1	-0.3
Internet access services.....	3741	03/09	97.6	97.9	97.6	0.1	-0.3
Internet access services.....	3741-01	03/09	97.6	97.9	97.6	0.1	-0.3
Internet access services.....	3741-0101	03/09	97.6	97.9	97.6	0.1	-0.3
<b>Data processing and related services.....</b>	<b>38</b>	<b>06/09</b>	<b>99.8</b>	<b>100.2</b>	<b>100.1</b>	<b>0.3</b>	<b>-0.1</b>
Data processing and related services.....	381	06/09	99.8	100.2	100.1	0.3	-0.1
Data processing and related services.....	3811	06/09	99.8	100.2	100.1	0.3	-0.1
Hosting, ASP and other IT infrastructure provisioning services.....	3811-01	12/08	98.6	98.6	98.5	-0.1	-0.1
Hosting, ASP and other IT infrastructure provisioning services.....	3811-0101	12/08	98.6	98.6	98.5	-0.1	-0.1
Business process management services.....	3811-02	12/08	100.6	101.1	101.0	0.7	-0.1
Business process management services.....	3811-0201	12/08	100.6	101.1	101.0	0.7	-0.1
Data management and storage, information transformation and other services.....	3811-03	12/08	98.8	99.4	99.3	0.3	-0.1
Data management and storage, information transformation and other services.....	3811-0301	12/08	98.8	99.4	99.3	0.3	-0.1
<b>Credit intermediation services (partial).....</b>	<b>39</b>	<b>06/09</b>	<b>96.3</b>	<b>96.1</b>	<b>96.2</b>	<b>-5.4</b>	<b>0.1</b>
Loan services (partial).....	391	06/09	153.7	147.6	149.2	13.5	1.1
Business loans (partial).....	3911	04/09	221.0	213.7	215.5	19.9	0.8
Business loans (partial).....	3911-01	04/09	221.0	213.7	215.5	19.9	0.8
Business loans (partial).....	3911-0101	04/09	221.0	213.7	215.5	19.9	0.8
Consumer loans (partial).....	3912	06/09	133.6	127.3	129.5	8.7	1.7
Residential real estate loans (partial).....	3912-01	04/09	156.1	151.9	152.4	8.9	0.3
Residential real estate loans, except home equity (partial).....	3912-0101	04/09	148.4	144.7	144.1	6.7	-0.4
Home equity loans (partial).....	3912-0102	04/09	245.3	236.5	249.3	26.9	5.4
Vehicle loans (partial).....	3912-02	04/09	116.2	103.0	107.7	-2.7	4.6
Vehicle loans (partial).....	3912-0201	04/09	116.2	103.0	107.7	-2.7	4.6
Credit cards, overdraft credit, and related plans (partial).....	3912-03	04/09	152.7	141.4	147.3	12.1	4.2
Credit cards, overdraft credit, and related plans (partial).....	3912-0301	04/09	152.7	141.4	147.3	12.1	4.2
Other loans and loan services (partial).....	3913	04/09	117.2	110.9	110.6	-5.1	-0.3
Other loans and loan services (partial).....	3913-01	04/09	117.2	110.9	110.6	-5.1	-0.3
Other loans and loan services (partial).....	3913-0101	04/09	117.2	110.9	110.6	-5.1	-0.3
Deposit services (partial).....	392	04/09	59.7	61.7	61.3	-21.1	-0.6
Deposit services (partial).....	3921	04/09	59.7	61.7	61.3	-21.1	-0.6
Deposit services (partial).....	3921-01	04/09	59.7	61.7	61.3	-21.1	-0.6
Deposit services (partial).....	3921-0101	04/09	59.7	61.7	61.3	-21.1	-0.6
Other credit intermediation services, including trust services.....	393	04/09	102.0	102.6	102.3	2.9	-0.3
Other credit intermediation services, including trust services.....	3931	04/09	102.0	102.6	102.3	2.9	-0.3
Other credit intermediation services, including trust services.....	3931-01	04/09	102.0	102.6	102.3	2.9	-0.3
Other credit intermediation services, including trust services.....	3931-0101	04/09	102.0	102.6	102.3	2.9	-0.3
<b>Investment services.....</b>	<b>40</b>	<b>06/09</b>	<b>113.1</b>	<b>113.2</b>	<b>113.7</b>	<b>5.5</b>	<b>0.4</b>
Securities brokerage, dealing, investment advice, and related services.....	401	06/09	105.5	104.8	105.5	2.7	0.7
Securities brokerage, dealing, investment advice, and related services.....	4011	06/09	105.5	104.8	105.5	2.7	0.7
Securities brokerage, dealing, and investment advice.....	4011-01	12/08	100.4	99.8	100.4	3.0	0.6
Securities brokerage, dealing, and investment advice.....	4011-0101	12/08	100.4	99.8	100.4	3.0	0.6
Securities brokerage and dealing related services.....	4011-02	12/08	111.0	109.9	110.0	-0.3	0.1
Securities brokerage and dealing related services.....	4011-0201	12/08	111.0	109.9	110.0	-0.3	0.1
Portfolio management.....	402	12/08	126.8	127.2	126.9	13.6	-0.2
Portfolio management.....	4021	12/08	126.8	127.2	126.9	13.6	-0.2
Portfolio management.....	4021-01	12/08	126.8	127.2	126.9	13.6	-0.2
Portfolio management.....	4021-0101	12/08	126.8	127.2	126.9	13.6	-0.2
Investment banking.....	403	12/08	113.4	118.8	119.0	7.1	0.2
Investment banking.....	4031	12/08	113.4	118.8	119.0	7.1	0.2
Investment banking.....	4031-01	12/08	113.4	118.8	119.0	7.1	0.2
Investment banking.....	4031-0101	12/08	113.4	118.8	119.0	7.1	0.2

See footnotes at end of table.

**Table 6. Producer price indexes and percent changes for commodity and service groupings and individual items, not seasonally adjusted — Continued**  
 [1982=100 unless otherwise indicated]

Commodity	Commodity code	Other index base	Index			Percent change to Aug. 2011 from:	
			Apr. 2011 <sup>1</sup>	July 2011 <sup>1</sup>	Aug. 2011 <sup>1</sup>	Aug. 2010	July 2011
<b>Insurance and annuities.....</b>	<b>41</b>	<b>06/09</b>	<b>105.7</b>	<b>106.1</b>	<b>106.4</b>	<b>3.0</b>	<b>0.3</b>
Insurance.....	411	06/09	105.7	105.9	106.1	2.7	0.2
Insurance.....	4111	06/09	105.7	105.9	106.1	2.7	0.2
Life insurance.....	4111-01	03/09	101.3	101.7	101.7	1.7	0.0
Life insurance.....	4111-0101	03/09	101.3	101.7	101.7	1.7	0.0
Disability insurance, including accidental death.....	4111-02	03/09	101.8	101.8	101.8	2.1	0.0
Disability insurance, including accidental death.....	4111-0201	03/09	101.8	101.8	101.8	2.1	0.0
Health and medical insurance.....	4111-03	03/09	110.1	110.1	110.2	3.6	0.1
Health and medical insurance.....	4111-0301	03/09	110.1	110.1	110.2	3.6	0.1
Property and casualty insurance.....	4111-04	03/09	104.6	104.8	105.2	2.8	0.4
Property and casualty insurance.....	4111-0401	03/09	104.6	104.8	105.2	2.8	0.4
Annuities.....	412	03/09	108.2	109.4	110.1	4.4	0.6
Annuities.....	4121	03/09	108.2	109.4	110.1	4.4	0.6
Annuities.....	4121-01	03/09	108.2	109.4	110.1	4.4	0.6
Annuities.....	4121-0101	03/09	108.2	109.4	110.1	4.4	0.6
<b>Commissions and fees from sales and administration of insurance policies (partial).....</b>	<b>42</b>	<b>06/09</b>	<b>100.2</b>	<b>100.3</b>	<b>100.3</b>	<b>0.1</b>	<b>0.0</b>
Commissions from sales of insurance.....	421	06/09	100.2	100.3	100.3	0.1	0.0
Commissions from sales of insurance.....	4211	06/09	100.2	100.3	100.3	0.1	0.0
Commissions from sales of life insurance and annuities.....	4211-01	06/09	100.6	100.6	100.6	0.2	0.0
Commissions from sales of life insurance and annuities.....	4211-0101	06/09	100.6	100.6	100.6	0.2	0.0
Commissions from sales of health and medical insurance.....	4211-02	06/09	101.5	101.6	101.9	0.5	0.3
Commissions from sales of health and medical insurance.....	4211-0201	06/09	101.5	101.6	101.9	0.5	0.3
Commissions from sales of property and casualty insurance.....	4211-03	06/09	100.0	100.1	100.0	0.0	-0.1
Commissions from sales of property and casualty insurance.....	4211-0301	06/09	100.0	100.1	100.0	0.0	-0.1
Commissions from sales of other insurance.....	4211-04	06/09	99.1	99.1	98.8	-0.3	-0.3
Commissions from sales of other insurance.....	4211-0401	06/09	99.1	99.1	98.8	-0.3	-0.3
<b>Real estate services (partial).....</b>	<b>43</b>	<b>06/09</b>	<b>98.3</b>	<b>98.8</b>	<b>98.5</b>	<b>-0.5</b>	<b>-0.3</b>
Nonresidential real estate services.....	431	06/09	99.0	99.9	99.9	0.0	0.0
Nonresidential real estate rents.....	4311	06/09	99.3	100.3	100.5	0.6	0.2
Office buildings, gross rents.....	4311-01	12/08	100.8	101.2	102.0	0.3	0.8
Office buildings, gross rents.....	4311-0101	12/08	100.8	101.2	102.0	0.3	0.8
Retail properties, gross rents.....	4311-02	04/09	100.2	101.2	101.5	0.3	0.3
Retail properties, gross rents.....	4311-0201	04/09	100.2	101.2	101.5	0.3	0.3
Industrial buildings, gross rents.....	4311-03	04/09	87.3	87.4	87.4	0.7	0.0
Industrial buildings, gross rents.....	4311-0301	04/09	87.3	87.4	87.4	0.7	0.0
Self-service storage and miniwarehouses, gross rents.....	4311-04	12/08	97.0	100.4	99.8	2.0	-0.6
Self-service storage and miniwarehouses, gross rents.....	4311-0401	12/08	97.0	100.4	99.8	2.0	-0.6
Other nonresidential buildings, gross rents.....	4311-05	12/08	87.3	91.8	88.4	1.8	-3.7
Other nonresidential buildings, gross rents.....	4311-0501	12/08	87.3	91.8	88.4	1.8	-3.7
Nonresidential property sales and leases including land, brokerage fees and commissions.....	4312	12/08	96.3	97.6	97.3	-1.4	-0.3
Nonresidential property sales and leases including land, brokerage fees and commissions.....	4312-01	12/08	96.3	97.6	97.3	-1.4	-0.3
Nonresidential property sales and leases including land, brokerage fees and commissions.....	4312-0101	12/08	96.3	97.6	97.3	-1.4	-0.3
Nonresidential property management fees.....	4313	12/08	93.8	93.3	92.0	-2.7	-1.4
Nonresidential property management fees.....	4313-01	12/08	93.8	93.3	92.0	-2.7	-1.4
Nonresidential property management fees.....	4313-0101	12/08	93.8	93.3	92.0	-2.7	-1.4
Residential real estate services (partial).....	432	06/09	96.6	96.4	95.6	-1.6	-0.8
Residential property sales and leases, brokerage fees and commissions.....	4321	12/08	94.9	95.0	94.0	-2.3	-1.1
Residential property sales and leases, brokerage fees and commissions.....	4321-01	12/08	94.9	95.0	94.0	-2.3	-1.1
Residential property sales and leases, brokerage fees and commissions.....	4321-0101	12/08	94.9	95.0	94.0	-2.3	-1.1
Residential property management fees.....	4322	12/08	100.7	99.1	99.1	0.3	0.0
Residential property management fees.....	4322-01	12/08	100.7	99.1	99.1	0.3	0.0
Residential property management fees.....	4322-0101	12/08	100.7	99.1	99.1	0.3	0.0
Real estate appraisal fees.....	433	12/08	102.6	102.9	102.6	1.7	-0.3
Real estate appraisal fees.....	4331	12/08	102.6	102.9	102.6	1.7	-0.3
Real estate appraisal fees.....	4331-01	12/08	102.6	102.9	102.6	1.7	-0.3
Real estate appraisal fees.....	4331-0101	12/08	102.6	102.9	102.6	1.7	-0.3
<b>Rental and leasing of goods (partial).....</b>	<b>44</b>	<b>06/09</b>	<b>94.4</b>	<b>101.4</b>	<b>103.4</b>	<b>4.7</b>	<b>2.0</b>

See footnotes at end of table.

**Table 6. Producer price indexes and percent changes for commodity and service groupings and individual items, not seasonally adjusted — Continued**  
 [1982=100 unless otherwise indicated]

Commodity	Commodity code	Other index base	Index			Percent change to Aug. 2011 from:	
			Apr. 2011 <sup>1</sup>	July 2011 <sup>1</sup>	Aug. 2011 <sup>1</sup>	Aug. 2010	July 2011
Passenger car rental.....	441	03/09	92.0	106.1	106.5	7.5	0.4
Passenger car rental.....	4411	03/09	92.0	106.1	106.5	7.5	0.4
Passenger car rental.....	4411-01	03/09	92.0	106.1	106.5	7.5	0.4
Passenger car rental.....	4411-0101	03/09	92.0	106.1	106.5	7.5	0.4
Truck, utility trailer, and RV rental and leasing.....	442	06/09	99.7	102.1	105.4	1.2	3.2
Truck rental and leasing.....	4421	06/09	100.3	100.3	104.6	-0.9	4.3
Truck rental.....	4421-01	12/08	112.8	112.8	122.3	-1.5	8.4
Truck rental.....	4421-0101	12/08	112.8	112.8	122.3	-1.5	8.4
Truck leasing.....	4421-02	12/08	100.4	100.3	100.3	0.1	0.0
Truck leasing.....	4421-0201	12/08	100.4	100.3	100.3	0.1	0.0
Truck tractor rental and leasing.....	4422	03/09	99.8	99.8	99.8	0.0	0.0
Truck tractor rental and leasing.....	4422-01	03/09	99.8	99.8	99.8	0.0	0.0
Truck tractor rental and leasing.....	4422-0101	03/09	99.8	99.8	99.8	0.0	0.0
Truck trailer, utility trailer, and RV rental and leasing.....	4423	12/08	79.4	96.7	94.9	16.6	-1.9
Truck trailer, utility trailer, and RV rental and leasing.....	4423-01	12/08	79.4	96.7	94.9	16.6	-1.9
Truck trailer, utility trailer, and RV rental and leasing.....	4423-0101	12/08	79.4	96.7	94.9	16.6	-1.9
Construction, mining, and forestry machinery and equipment rental and leasing.....	443	03/09	96.2	96.0	99.6	4.2	3.8
Construction, mining, and forestry machinery and equipment rental and leasing.....	4431	03/09	96.2	96.0	99.6	4.2	3.8
Construction, mining, and forestry machinery and equipment rental and leasing.....	4431-01	03/09	96.2	96.0	99.6	4.2	3.8
Construction, mining, and forestry machinery and equipment rental and leasing.....	4431-0101	03/09	96.2	96.0	99.6	4.2	3.8
<b>Professional services (partial).....</b>	<b>45</b>	<b>06/09</b>	<b>103.4</b>	<b>103.7</b>	<b>103.4</b>	<b>1.3</b>	<b>-0.3</b>
Legal services.....	451	03/09	107.1	107.4	107.4	3.0	0.0
Legal services.....	4511	03/09	107.1	107.4	107.4	3.0	0.0
Legal services.....	4511-01	03/09	107.1	107.4	107.4	3.0	0.0
Legal services.....	4511-0101	03/09	107.1	107.4	107.4	3.0	0.0
Accounting services (partial).....	452	06/09	99.7	98.1	98.6	-2.1	0.5
Accounting services, excluding payroll.....	4521	06/09	99.7	98.1	98.6	-2.1	0.5
Financial auditing.....	4521-01	12/08	93.9	94.9	95.4	-0.9	0.5
Financial auditing.....	4521-0101	12/08	93.9	94.9	95.4	-0.9	0.5
Tax preparation and planning.....	4521-02	04/09	102.0	100.8	102.1	-0.3	1.3
Tax preparation and planning.....	4521-0201	04/09	102.0	100.8	102.1	-0.3	1.3
Bookkeeping and compilation.....	4521-03	12/08	100.4	95.3	95.3	-5.1	0.0
Bookkeeping and compilation.....	4521-0301	12/08	100.4	95.3	95.3	-5.1	0.0
Other accounting services, including billing and review.....	4521-04	12/08	94.0	93.6	92.3	-4.5	-1.4
Other accounting services, including billing and review.....	4521-0401	12/08	94.0	93.6	92.3	-4.5	-1.4
Architectural and engineering services.....	453	06/09	100.6	101.1	101.4	1.2	0.3
Architectural services.....	4531	03/09	98.8	98.7	98.8	0.4	0.1
Architectural services.....	4531-01	03/09	98.8	98.7	98.8	0.4	0.1
Architectural services.....	4531-0101	03/09	98.8	98.7	98.8	0.4	0.1
Engineering services.....	4532	03/09	101.2	101.8	102.2	1.4	0.4
Engineering services.....	4532-01	03/09	101.2	101.8	102.2	1.4	0.4
Engineering services.....	4532-0101	03/09	101.2	101.8	102.2	1.4	0.4
Management, scientific, and technical consulting services.....	454	06/09	102.3	103.7	101.3	-0.4	-2.3
Management consulting services.....	4541	06/09	102.3	103.7	101.3	-0.4	-2.3
Administrative and general management consulting services.....	4541-01	12/08	103.0	105.3	104.9	2.2	-0.4
Administrative and general management consulting services.....	4541-0101	12/08	103.0	105.3	104.9	2.2	-0.4
Human resources consulting services.....	4541-02	12/08	101.1	101.1	101.1	0.0	0.0
Human resources consulting services.....	4541-0201	12/08	101.1	101.1	101.1	0.0	0.0
Marketing consulting services.....	4541-03	12/08	102.5	102.5	91.9	-10.0	-10.3
Marketing consulting services.....	4541-0301	12/08	102.5	102.5	91.9	-10.0	-10.3
Process, physical distribution, and logistics consulting services.....	4541-04	12/08	104.7	106.2	106.3	3.6	0.1
Process, physical distribution, and logistics consulting services.....	4541-0401	12/08	104.7	106.2	106.3	3.6	0.1
Other management consulting services.....	4541-05	12/08	103.8	103.8	103.8	1.3	0.0
Other management consulting services.....	4541-0501	12/08	103.8	103.8	103.8	1.3	0.0
Advertising and related services (partial).....	455	12/08	99.1	99.3	99.2	0.1	-0.1
Advertising agency services.....	4551	12/08	99.1	99.3	99.2	0.1	-0.1
Advertising agency services.....	4551-01	12/08	99.1	99.3	99.2	0.1	-0.1
Advertising agency services.....	4551-0101	12/08	99.1	99.3	99.2	0.1	-0.1

See footnotes at end of table.

**Table 6. Producer price indexes and percent changes for commodity and service groupings and individual items, not seasonally adjusted — Continued**  
 [1982=100 unless otherwise indicated]

Commodity	Commodity code	Other index base	Index			Percent change to Aug. 2011 from:	
			Apr. 2011 <sup>1</sup>	July 2011 <sup>1</sup>	Aug. 2011 <sup>1</sup>	Aug. 2010	July 2011
Information technology (IT) technical support and consulting services (partial).....	456	12/08	104.1	104.1	104.1	3.1	0.0
Information technology (IT) technical support and consulting services (partial).....	4561	12/08	104.1	104.1	104.1	3.1	0.0
Information technology (IT) technical support and consulting services (partial).....	4561-01	12/08	104.1	104.1	104.1	3.1	0.0
Information technology (IT) technical support and consulting services (partial).....	4561-0101	12/08	104.1	104.1	104.1	3.1	0.0
<b>Employment services.....</b>	<b>46</b>	<b>06/09</b>	<b>101.4</b>	<b>101.2</b>	<b>101.6</b>	<b>-0.2</b>	<b>0.4</b>
Permanent placement services.....	461	03/09	100.3	99.4	99.3	0.3	-0.1
Permanent placement services.....	4611	03/09	100.3	99.4	99.3	0.3	-0.1
Permanent placement services.....	4611-01	03/09	100.3	99.4	99.3	0.3	-0.1
Permanent placement services.....	4611-0101	03/09	100.3	99.4	99.3	0.3	-0.1
Executive search services.....	462	12/08	99.1	99.1	99.1	0.0	0.0
Executive search services.....	4621	12/08	99.1	99.1	99.1	0.0	0.0
Executive search services.....	4621-01	12/08	99.1	99.1	99.1	0.0	0.0
Executive search services.....	4621-0101	12/08	99.1	99.1	99.1	0.0	0.0
Staffing services.....	463	06/09	101.5	101.2	101.7	-0.2	0.5
Temporary help services.....	4631	03/09	100.9	100.1	100.9	-0.5	0.8
Temporary help services.....	4631-01	03/09	100.9	100.1	100.9	-0.5	0.8
Temporary help services.....	4631-0101	03/09	100.9	100.1	100.9	-0.5	0.8
Co-employment staffing services.....	4632	12/08	102.5	103.0	102.9	0.1	-0.1
Co-employment staffing services.....	4632-01	12/08	102.5	103.0	102.9	0.1	-0.1
Co-employment staffing services.....	4632-0101	12/08	102.5	103.0	102.9	0.1	-0.1
<b>Travel arrangement services (partial).....</b>	<b>47</b>	<b>06/09</b>	<b>102.0</b>	<b>102.0</b>	<b>102.0</b>	<b>0.0</b>	<b>0.0</b>
Arrangement of flights (partial).....	471	06/09	103.6	103.6	103.6	0.0	0.0
Arrangement of international flights (partial).....	4711	12/08	103.3	103.3	103.3	0.0	0.0
Arrangement of international flights (partial).....	4711-01	12/08	103.3	103.3	103.3	0.0	0.0
Arrangement of international flights (partial).....	4711-0101	12/08	103.3	103.3	103.3	0.0	0.0
Arrangement of domestic flights (partial).....	4712	12/08	92.2	92.2	92.2	0.0	0.0
Arrangement of domestic flights (partial).....	4712-01	12/08	92.2	92.2	92.2	0.0	0.0
Arrangement of domestic flights (partial).....	4712-0101	12/08	92.2	92.2	92.2	0.0	0.0
Arrangement of vehicle rentals and lodging (partial).....	472	12/08	90.1	90.1	89.9	-0.4	-0.2
Arrangement of vehicle rentals and lodging (partial).....	4721	12/08	90.1	90.1	89.9	-0.4	-0.2
Arrangement of vehicle rentals and lodging (partial).....	4721-01	12/08	90.1	90.1	89.9	-0.4	-0.2
Arrangement of vehicle rentals and lodging (partial).....	4721-0101	12/08	90.1	90.1	89.9	-0.4	-0.2
Arrangement of cruises and tours (partial).....	473	12/08	100.9	100.9	100.9	0.0	0.0
Arrangement of cruises and tours (partial).....	4731	12/08	100.9	100.9	100.9	0.0	0.0
Arrangement of cruises and tours (partial).....	4731-01	12/08	100.9	100.9	100.9	0.0	0.0
Arrangement of cruises and tours (partial).....	4731-0101	12/08	100.9	100.9	100.9	0.0	0.0
Other travel arrangements (partial).....	474	12/08	107.8	107.8	107.8	0.0	0.0
Other travel arrangements (partial).....	4741	12/08	107.8	107.8	107.8	0.0	0.0
Other travel arrangements (partial).....	4741-01	12/08	107.8	107.8	107.8	0.0	0.0
Other travel arrangements (partial).....	4741-0101	12/08	107.8	107.8	107.8	0.0	0.0
<b>Selected security services (partial).....</b>	<b>48</b>	<b>03/09</b>	<b>100.6</b>	<b>100.6</b>	<b>101.1</b>	<b>0.9</b>	<b>0.5</b>
Guard services.....	481	03/09	100.6	100.6	101.1	0.9	0.5
Guard services.....	4811	03/09	100.6	100.6	101.1	0.9	0.5
Security guard services.....	4811-01	03/09	100.6	100.6	101.1	0.9	0.5
Security guard services.....	4811-0101	03/09	100.6	100.6	101.1	0.9	0.5
<b>Cleaning and building maintenance services (partial).....</b>	<b>49</b>	<b>03/09</b>	<b>101.5</b>	<b>101.8</b>	<b>102.0</b>	<b>1.0</b>	<b>0.2</b>
Janitorial services.....	491	03/09	101.5	101.8	102.0	1.0	0.2
Janitorial services.....	4911	03/09	101.5	101.8	102.0	1.0	0.2
Janitorial services.....	4911-01	03/09	101.5	101.8	102.0	1.0	0.2
Janitorial services.....	4911-0101	03/09	101.5	101.8	102.0	1.0	0.2
<b>Waste collection and remediation services (partial).....</b>	<b>50</b>	<b>12/08</b>	<b>108.9</b>	<b>108.6</b>	<b>108.8</b>	<b>1.9</b>	<b>0.2</b>
Waste collection.....	501	12/08	108.9	108.6	108.8	1.9	0.2
Solid waste collection.....	5011	12/08	108.9	108.6	108.8	1.9	0.2
Solid waste collection.....	5011-01	12/08	108.9	108.6	108.8	1.9	0.2
Solid waste collection.....	5011-0101	12/08	108.9	108.6	108.8	1.9	0.2

See footnotes at end of table.

**Table 6. Producer price indexes and percent changes for commodity and service groupings and individual items, not seasonally adjusted — Continued**  
 [1982=100 unless otherwise indicated]

Commodity	Commodity code	Other index base	Index			Percent change to Aug. 2011 from:	
			Apr. 2011 <sup>1</sup>	July 2011 <sup>1</sup>	Aug. 2011 <sup>1</sup>	Aug. 2010	July 2011
<b>Health care services.....</b>	51	06/09	105.7	106.0	106.3	2.3	0.3
Outpatient care.....	511	06/09	104.7	104.9	105.0	1.9	0.1
Outpatient care.....	5111	06/09	104.7	104.9	105.0	1.9	0.1
Physician care.....	5111-01	03/09	104.7	104.8	104.9	1.5	0.1
Physician care.....	5111-0101	03/09	104.7	104.8	104.9	1.5	0.1
Medical laboratory and Diagnostic imaging center care.....	5111-02	03/09	99.7	99.7	100.0	0.4	0.3
Medical laboratory care.....	5111-0201	03/09	99.0	99.1	99.5	0.3	0.4
Diagnostic imaging center care.....	5111-0202	03/09	100.7	100.7	100.7	0.5	0.0
Home health and hospice care.....	5111-03	12/08	101.7	101.8	101.7	0.1	-0.1
Home health and hospice care.....	5111-0301	12/08	101.7	101.8	101.7	0.1	-0.1
Hospital outpatient care.....	5111-04	12/08	108.7	109.0	108.9	2.7	-0.1
Hospital outpatient care.....	5111-0401	12/08	108.7	109.0	108.9	2.7	-0.1
Dental care.....	5111-05	06/10	101.9	102.0	102.4	2.1	0.4
Dental care.....	5111-0501	06/10	101.9	102.0	102.4	2.1	0.4
Inpatient care.....	512	06/09	106.9	107.3	107.8	2.7	0.5
Inpatient care.....	5121	06/09	106.9	107.3	107.8	2.7	0.5
Hospital inpatient care.....	5121-01	12/08	108.6	109.1	109.8	2.5	0.6
Hospital inpatient care.....	5121-0101	12/08	108.6	109.1	109.8	2.5	0.6
Nursing home care.....	5121-02	12/08	106.9	107.6	107.1	3.3	-0.5
Nursing home care.....	5121-0201	12/08	106.9	107.6	107.1	3.3	-0.5
Intellectual and developmental disability center care.....	5121-03	12/08	113.8	113.5	113.8	4.1	0.3
Intellectual and developmental disability center care.....	5121-0301	12/08	113.8	113.5	113.8	4.1	0.3
Sales of blood and blood products, organs, and tissues.....	513	03/09	102.1	102.9	102.9	0.7	0.0
Sales of blood and blood products, organs, and tissues.....	5131	03/09	102.1	102.9	102.9	0.7	0.0
Sales of blood and blood products, organs, and tissues.....	5131-01	03/09	102.1	102.9	102.9	0.7	0.0
Sales of blood and blood products, organs, and tissues.....	5131-0101	03/09	102.1	102.9	102.9	0.7	0.0
<b>Educational services (partial).....</b>	52	12/08	101.1	101.1	101.1	0.9	0.0
Computer training school services.....	521	12/08	101.1	101.1	101.1	0.9	0.0
Computer training school services.....	5211	12/08	101.1	101.1	101.1	0.9	0.0
Computer training school services.....	5211-01	12/08	101.1	101.1	101.1	0.9	0.0
Computer training school services.....	5211-0101	12/08	101.1	101.1	101.1	0.9	0.0
<b>Accommodation services.....</b>	53	06/09	97.8	98.8	100.6	3.5	1.8
Traveler accommodation services.....	531	06/09	97.8	98.8	100.6	3.5	1.8
Traveler accommodation services.....	5311	06/09	97.8	98.8	100.6	3.5	1.8
Guestroom or unit rental.....	5311-01	03/09	101.1	102.3	104.2	3.5	1.9
Guestroom or unit rental.....	5311-0101	03/09	101.1	102.3	104.2	3.5	1.9
Other traveler accommodation services.....	5311-02	03/09	96.8	97.3	97.4	4.1	0.1
Other traveler accommodation services.....	5311-0201	03/09	96.8	97.3	97.4	4.1	0.1
<b>Food and beverage for immediate consumption services (partial)...</b>	54	06/09	102.0	102.0	102.2	1.4	0.2
Food and beverage for immediate consumption services (partial)....	541	06/09	102.0	102.0	102.2	1.4	0.2
Food and nonalcoholic beverages for immediate consumption (partial).....	5411	04/09	101.7	101.6	101.8	1.5	0.2
Food and nonalcoholic beverages for immediate consumption (partial).....	5411-01	04/09	101.7	101.6	101.8	1.5	0.2
Food and nonalcoholic beverages for immediate consumption (partial).....	5411-0101	04/09	101.7	101.6	101.8	1.5	0.2
Alcoholic beverages for immediate consumption (partial).....	5412	12/08	102.2	102.9	102.9	0.7	0.0
Alcoholic beverages for immediate consumption (partial).....	5412-01	12/08	102.2	102.9	102.9	0.7	0.0
Alcoholic beverages for immediate consumption (partial).....	5412-0101	12/08	102.2	102.9	102.9	0.7	0.0
<b>Repair and maintenance services (partial).....</b>	55	06/09	107.0	106.8	106.9	3.6	0.1
Commercial and industrial machinery and equipment repair and maintenance.....	551	03/09	106.9	106.2	106.3	4.7	0.1
Commercial and industrial machinery and equipment repair and maintenance.....	5511	03/09	106.9	106.2	106.3	4.7	0.1
Commercial and industrial machinery and equipment repair and maintenance.....	5511-01	03/09	106.9	106.2	106.3	4.7	0.1
Commercial and industrial machinery and equipment repair and maintenance.....	5511-0101	03/09	106.9	106.2	106.3	4.7	0.1
Motor vehicle repair and maintenance (partial).....	552	12/08	109.9	110.1	110.0	2.9	-0.1
Motor vehicle repair and maintenance (partial).....	5521	12/08	109.9	110.1	110.0	2.9	-0.1
Motor vehicle repair and maintenance (partial).....	5521-01	12/08	109.9	110.1	110.0	2.9	-0.1
Motor vehicle repair and maintenance (partial).....	5521-0101	12/08	109.9	110.1	110.0	2.9	-0.1
Ship repair and maintenance.....	553	06/09	101.3	102.5	102.5	1.2	0.0

See footnotes at end of table.



**Table 6. Producer price indexes and percent changes for commodity and service groupings and individual items, not seasonally adjusted — Continued**  
 [1982=100 unless otherwise indicated]

Commodity	Commodity code	Other index base	Index			Percent change to Aug. 2011 from:	
			Apr. 2011 <sup>1</sup>	July 2011 <sup>1</sup>	Aug. 2011 <sup>1</sup>	Aug. 2010	July 2011
Ship repair and maintenance.....	5531	06/09	101.3	102.5	102.5	1.2	0.0
Ship repair, military.....	5531-01	12/08	101.3	102.7	102.7	1.4	0.0
Ship repair, military.....	5531-0101	12/08	101.3	102.7	102.7	1.4	0.0
Ship repair, nonmilitary.....	5531-02	12/08	100.0	100.0	100.0	0.1	0.0
Ship repair, nonmilitary.....	5531-0201	12/08	100.0	100.0	100.0	0.1	0.0
Aircraft repair and maintenance.....	554	04/09	106.3	106.4	106.4	3.3	0.0
Aircraft repair and maintenance.....	5541	04/09	106.3	106.4	106.4	3.3	0.0
Aircraft repair and maintenance.....	5541-01	04/09	106.3	106.4	106.4	3.3	0.0
Aircraft repair and maintenance.....	5541-0101	04/09	106.3	106.4	106.4	3.3	0.0
<b>Entertainment services (partial).....</b>	<b>56</b>	<b>06/09</b>	<b>103.9</b>	<b>104.4</b>	<b>105.4</b>	<b>3.1</b>	<b>1.0</b>
Membership dues and admissions and recreation facility use fees (partial).....	561	06/09	103.7	104.4	104.6	2.2	0.2
Membership dues and admissions and recreation facility use fees (partial).....	5611	06/09	103.7	104.4	104.6	2.2	0.2
Membership dues.....	5611-01	04/09	102.3	102.2	102.2	1.9	0.0
Membership dues, golf courses and country clubs.....	5611-0101	04/09	103.8	103.7	103.9	2.0	0.2
Membership dues, fitness and recreational sports centers.....	5611-0102	04/09	101.0	100.8	100.8	1.9	0.0
Admissions and recreational facilities use fees (partial).....	5611-02	12/08	105.5	107.3	107.6	2.7	0.3
Admissions and recreational facilities use fees, golf courses and country clubs.....	5611-0201	12/08	98.9	100.8	99.9	0.1	-0.9
Admissions and recreational facilities use fees, fitness and recreational sports centers.....	5611-0202	12/08	107.7	107.7	107.7	2.6	0.0
Admissions and recreational facilities use fees, amusement and theme parks.....	5611-0203	12/08	111.0	113.9	115.7	5.3	1.6
Recreational activity instruction fees (partial).....	562	12/08	104.2	104.2	104.0	2.3	-0.2
Recreational activity instruction fees (partial).....	5621	12/08	104.2	104.2	104.0	2.3	-0.2
Recreational activity instruction fees (partial).....	5621-01	12/08	104.2	104.2	104.0	2.3	-0.2
Recreational activity instruction fees (partial).....	5621-0101	12/08	104.2	104.2	104.0	2.3	-0.2
Gaming receipts (partial).....	563	12/08	105.9	106.0	108.4	4.4	2.3
Gaming receipts (partial).....	5631	12/08	105.9	106.0	108.4	4.4	2.3
Gaming receipts (partial).....	5631-01	12/08	105.9	106.0	108.4	4.4	2.3
Gaming receipts (partial).....	5631-0101	12/08	105.9	106.0	108.4	4.4	2.3
Amusement machine receipts (partial).....	564	12/08	83.1	83.2	83.0	-0.1	-0.2
Amusement machine receipts (partial).....	5641	12/08	83.1	83.2	83.0	-0.1	-0.2
Amusement machine receipts (partial).....	5641-01	12/08	83.1	83.2	83.0	-0.1	-0.2
Amusement machine receipts (partial).....	5641-0101	12/08	83.1	83.2	83.0	-0.1	-0.2
<b>Wholesale trade services.....</b>	<b>57</b>	<b>06/09</b>	<b>102.3</b>	<b>102.5</b>	<b>104.3</b>	<b>3.2</b>	<b>1.8</b>
Machinery and equipment and parts and supplies wholesaling.....	571	06/09	101.9	102.7	104.6	5.2	1.9
Machinery and equipment and parts and supplies wholesaling.....	5711	06/09	101.9	102.7	104.6	5.2	1.9
Machinery and equipment wholesaling.....	5711-01	03/09	102.4	102.6	104.7	4.2	2.0
Machinery and equipment wholesaling.....	5711-0101	03/09	102.4	102.6	104.7	4.2	2.0
Parts and supplies for machinery and equipment wholesaling.....	5711-02	03/09	100.2	101.7	103.4	6.7	1.7
Parts and supplies for machinery and equipment wholesaling.....	5711-0201	03/09	100.2	101.7	103.4	6.7	1.7
Furnishings wholesaling.....	572	03/09	75.7	78.7	79.2	-5.9	0.6
Furnishings wholesaling.....	5721	03/09	75.7	78.7	79.2	-5.9	0.6
Furnishings wholesaling.....	5721-01	03/09	75.7	78.7	79.2	-5.9	0.6
Furnishings wholesaling.....	5721-0101	03/09	75.7	78.7	79.2	-5.9	0.6
Building materials, paint, and hardware wholesaling.....	573	03/09	96.8	98.4	100.9	6.4	2.5
Building materials, paint, and hardware wholesaling.....	5731	03/09	96.8	98.4	100.9	6.4	2.5
Building materials, paint, and hardware wholesaling.....	5731-01	03/09	96.8	98.4	100.9	6.4	2.5
Building materials, paint, and hardware wholesaling.....	5731-0101	03/09	96.8	98.4	100.9	6.4	2.5
Metals, minerals, and ores wholesaling.....	574	03/09	120.5	113.4	111.8	-0.6	-1.4
Metals, minerals, and ores wholesaling.....	5741	03/09	120.5	113.4	111.8	-0.6	-1.4
Metals, minerals, and ores wholesaling.....	5741-01	03/09	120.5	113.4	111.8	-0.6	-1.4
Metals, minerals, and ores wholesaling.....	5741-0101	03/09	120.5	113.4	111.8	-0.6	-1.4
Chemicals and allied products wholesaling.....	575	03/09	102.1	101.1	101.8	0.4	0.7
Chemicals and allied products wholesaling.....	5751	03/09	102.1	101.1	101.8	0.4	0.7
Chemicals and allied products wholesaling.....	5751-01	03/09	102.1	101.1	101.8	0.4	0.7
Chemicals and allied products wholesaling.....	5751-0101	03/09	102.1	101.1	101.8	0.4	0.7
Paper and plastics products wholesaling.....	576	03/09	92.7	98.0	88.3	-2.5	-9.9
Paper and plastics products wholesaling.....	5761	03/09	92.7	98.0	88.3	-2.5	-9.9
Paper and plastics products wholesaling.....	5761-01	03/09	92.7	98.0	88.3	-2.5	-9.9

See footnotes at end of table.

**Table 6. Producer price indexes and percent changes for commodity and service groupings and individual items, not seasonally adjusted — Continued**  
 [1982=100 unless otherwise indicated]

Commodity	Commodity code	Other index base	Index			Percent change to Aug. 2011 from:	
			Apr. 2011 <sup>1</sup>	July 2011 <sup>1</sup>	Aug. 2011 <sup>1</sup>	Aug. 2010	July 2011
Paper and plastics products wholesaling.....	5761-0101	03/09	92.7	98.0	88.3	-2.5	-9.9
Apparel wholesaling.....	577	03/09	72.7	89.1	89.1	-11.6	0.0
Apparel wholesaling.....	5771	03/09	72.7	89.1	89.1	-11.6	0.0
Apparel wholesaling.....	5771-01	03/09	72.7	89.1	89.1	-11.6	0.0
Apparel wholesaling.....	5771-0101	03/09	72.7	89.1	89.1	-11.6	0.0
Food and alcohol wholesaling.....	578	06/09	115.7	106.7	110.2	4.7	3.3
Food and alcohol wholesaling.....	5781	06/09	115.7	106.7	110.2	4.7	3.3
Food wholesaling.....	5781-01	03/09	118.6	107.8	109.3	3.1	1.4
Food wholesaling.....	5781-0101	03/09	118.6	107.8	109.3	3.1	1.4
Alcohol wholesaling.....	5781-02	02/09	103.6	99.9	108.9	9.2	9.0
Alcohol wholesaling.....	5781-0201	02/09	103.6	99.9	108.9	9.2	9.0
Other commodities wholesaling.....	579	03/09	103.8	105.3	110.3	4.9	4.7
Other commodities wholesaling.....	5791	03/09	103.8	105.3	110.3	4.9	4.7
Other commodities wholesaling.....	5791-01	03/09	103.8	105.3	110.3	4.9	4.7
Other commodities wholesaling.....	5791-0101	03/09	103.8	105.3	110.3	4.9	4.7
<b>Retail trade services.....</b>	<b>58</b>	<b>06/09</b>	<b>105.0</b>	<b>104.2</b>	<b>105.6</b>	<b>3.8</b>	<b>1.3</b>
Food and alcohol retailing.....	581	03/09	106.8	109.9	109.5	12.2	-0.4
Food and alcohol retailing.....	5811	03/09	106.8	109.9	109.5	12.2	-0.4
Food and alcohol retailing.....	5811-01	03/09	106.8	109.9	109.5	12.2	-0.4
Food and alcohol retailing.....	5811-0101	03/09	106.8	109.9	109.5	12.2	-0.4
Health and beauty care retailing, including optical goods.....	582	03/09	110.6	111.3	107.5	-1.8	-3.4
Health and beauty care retailing, including optical goods.....	5821	03/09	110.6	111.3	107.5	-1.8	-3.4
Health and beauty care retailing, including optical goods.....	5821-01	03/09	110.6	111.3	107.5	-1.8	-3.4
Health and beauty care retailing, including optical goods.....	5821-0101	03/09	110.6	111.3	107.5	-1.8	-3.4
Apparel and jewelry retailing.....	583	06/09	107.0	102.2	103.8	0.5	1.6
Apparel and jewelry retailing.....	5831	06/09	107.0	102.2	103.8	0.5	1.6
Apparel retailing.....	5831-01	03/09	105.4	99.2	101.3	-0.1	2.1
Apparel retailing.....	5831-0101	03/09	105.4	99.2	101.3	-0.1	2.1
Jewelry retailing.....	5831-02	03/09	104.3	106.5	105.4	3.2	-1.0
Jewelry retailing.....	5831-0201	03/09	104.3	106.5	105.4	3.2	-1.0
Computer hardware, software, and supplies retailing.....	584	03/09	86.0	80.4	86.3	-0.7	7.3
Computer hardware, software, and supplies retailing.....	5841	03/09	86.0	80.4	86.3	-0.7	7.3
Computer hardware, software, and supplies retailing.....	5841-01	03/09	86.0	80.4	86.3	-0.7	7.3
Computer hardware, software, and supplies retailing.....	5841-0101	03/09	86.0	80.4	86.3	-0.7	7.3
TV, video, and photographic equipment and supplies retailing.....	585	03/09	97.2	77.9	84.0	5.3	7.8
TV, video, and photographic equipment and supplies retailing.....	5851	03/09	97.2	77.9	84.0	5.3	7.8
TV, video, and photographic equipment and supplies retailing.....	5851-01	03/09	97.2	77.9	84.0	5.3	7.8
TV, video, and photographic equipment and supplies retailing.....	5851-0101	03/09	97.2	77.9	84.0	5.3	7.8
Automobiles and automobile parts retailing.....	586	06/09	110.3	109.4	112.1	6.6	2.5
Automobiles and automobile parts retailing.....	5861	06/09	110.3	109.4	112.1	6.6	2.5
Automobile retailing.....	5861-01	03/09	111.8	111.7	115.6	8.7	3.5
Automobile retailing.....	5861-0101	03/09	111.8	111.7	115.6	8.7	3.5
Automotive parts, including tires, retailing.....	5861-02	03/09	104.9	102.1	101.9	0.9	-0.2
Automotive parts, including tires, retailing.....	5861-0201	03/09	104.9	102.1	101.9	0.9	-0.2
Manufactured (mobile) homes retailing.....	587	03/09	103.5	101.9	101.8	8.5	-0.1
Manufactured (mobile) homes retailing.....	5871	03/09	103.5	101.9	101.8	8.5	-0.1
Manufactured (mobile) homes retailing.....	5871-01	03/09	103.5	101.9	101.8	8.5	-0.1
Manufactured (mobile) homes retailing.....	5871-0101	03/09	103.5	101.9	101.8	8.5	-0.1
RVs, trailers, and campers retailing.....	588	03/09	108.2	108.0	105.6	1.0	-2.2
RVs, trailers, and campers retailing.....	5881	03/09	108.2	108.0	105.6	1.0	-2.2
RVs, trailers, and campers retailing.....	5881-01	03/09	108.2	108.0	105.6	1.0	-2.2
RVs, trailers, and campers retailing.....	5881-0101	03/09	108.2	108.0	105.6	1.0	-2.2
Sporting goods, including boats, retailing.....	589	03/09	96.3	98.0	98.1	2.2	0.1
Sporting goods, including boats, retailing.....	5891	03/09	96.3	98.0	98.1	2.2	0.1
Sporting goods, including boats, retailing.....	5891-01	03/09	96.3	98.0	98.1	2.2	0.1
Sporting goods, including boats, retailing.....	5891-0101	03/09	96.3	98.0	98.1	2.2	0.1
Lawn, garden, and farm equipment and supplies retailing.....	58A	03/09	93.6	97.1	94.7	2.3	-2.5
Lawn, garden, and farm equipment and supplies retailing.....	58A1	03/09	93.6	97.1	94.7	2.3	-2.5
Lawn, garden, and farm equipment and supplies retailing.....	58A1-01	03/09	93.6	97.1	94.7	2.3	-2.5

See footnotes at end of table.

**Table 6. Producer price indexes and percent changes for commodity and service groupings and individual items, not seasonally adjusted — Continued**  
 [1982=100 unless otherwise indicated]

Commodity	Commodity code	Other index base	Index			Percent change to Aug. 2011 from:	
			Apr. 2011 <sup>1</sup>	July 2011 <sup>1</sup>	Aug. 2011 <sup>1</sup>	Aug. 2010	July 2011
Lawn, garden, and farm equipment and supplies retailing.....	58A1-0101	03/09	93.6	97.1	94.7	2.3	-2.5
Furniture retailing.....	58B	03/09	96.7	100.0	101.2	0.8	1.2
Furniture retailing.....	58B1	03/09	96.7	100.0	101.2	0.8	1.2
Furniture retailing.....	58B1-01	03/09	96.7	100.0	101.2	0.8	1.2
Furniture retailing.....	58B1-0101	03/09	96.7	100.0	101.2	0.8	1.2
Flooring and floor coverings retailing.....	58C	03/09	111.6	120.6	115.0	8.5	-4.6
Flooring and floor coverings retailing.....	58C1	03/09	111.6	120.6	115.0	8.5	-4.6
Flooring and floor coverings retailing.....	58C1-01	03/09	111.6	120.6	115.0	8.5	-4.6
Flooring and floor coverings retailing.....	58C1-0101	03/09	111.6	120.6	115.0	8.5	-4.6
Hardware and building materials and supplies retailing.....	58D	03/09	102.7	102.5	102.1	3.7	-0.4
Hardware and building materials and supplies retailing.....	58D1	03/09	102.7	102.5	102.1	3.7	-0.4
Hardware and building materials and supplies retailing.....	58D1-01	03/09	102.7	102.5	102.1	3.7	-0.4
Hardware and building materials and supplies retailing.....	58D1-0101	03/09	102.7	102.5	102.1	3.7	-0.4
Major household appliances retailing.....	58E	03/09	92.1	78.1	92.2	-4.6	18.1
Major household appliances retailing.....	58E1	03/09	92.1	78.1	92.2	-4.6	18.1
Major household appliances retailing.....	58E1-01	03/09	92.1	78.1	92.2	-4.6	18.1
Major household appliances retailing.....	58E1-0101	03/09	92.1	78.1	92.2	-4.6	18.1
Fuels and lubricants retailing.....	58F	06/09	98.4	94.2	119.3	14.6	26.6
Fuels and lubricants retailing.....	58F1	06/09	98.4	94.2	119.3	14.6	26.6
Automotive fuels and lubricants retailing.....	58F1-01	03/09	115.7	113.7	148.3	14.9	30.4
Automotive fuels and lubricants retailing.....	58F1-0101	03/09	115.7	113.7	148.3	14.9	30.4
Household fuels retailing.....	58F1-02	03/09	88.7	79.4	91.8	14.0	15.6
Household fuels retailing.....	58F1-0201	03/09	88.7	79.4	91.8	14.0	15.6
Cleaning supplies and paper products retailing.....	58G	03/09	123.4	116.7	120.4	7.1	3.2
Cleaning supplies and paper products retailing.....	58G1	03/09	123.4	116.7	120.4	7.1	3.2
Cleaning supplies and paper products retailing.....	58G1-01	03/09	123.4	116.7	120.4	7.1	3.2
Cleaning supplies and paper products retailing.....	58G1-0101	03/09	123.4	116.7	120.4	7.1	3.2
Book retailing.....	58H	03/09	108.3	101.8	102.5	-3.5	0.7
Book retailing.....	58H1	03/09	108.3	101.8	102.5	-3.5	0.7
Book retailing.....	58H1-01	03/09	108.3	101.8	102.5	-3.5	0.7
Book retailing.....	58H1-0101	03/09	108.3	101.8	102.5	-3.5	0.7
Other merchandise retailing (partial).....	58I	03/09	98.5	97.4	97.8	-3.4	0.4
Other merchandise retailing (partial).....	58I1	03/09	98.5	97.4	97.8	-3.4	0.4
Other merchandise retailing (partial).....	58I1-01	03/09	98.5	97.4	97.8	-3.4	0.4
Other merchandise retailing (partial).....	58I1-0101	03/09	98.5	97.4	97.8	-3.4	0.4
<b>Metal treatment services.....</b>	<b>59</b>	<b>12/84</b>	<b>175.3</b>	<b>176.6</b>	<b>176.1</b>	<b>3.0</b>	<b>-0.3</b>
Metal treatment services.....	591	12/84	175.3	176.6	176.1	3.0	-0.3
Metal treatment services.....	5911	12/84	175.3	176.6	176.1	3.0	-0.3
Metal plating and polishing.....	5911-01	12/84	190.3	190.6	190.5	1.4	-0.1
Metal plating and polishing.....	5911-0111	12/84	190.3	190.6	190.5	1.4	-0.1
Metal coating and allied services.....	5911-02	12/84	165.4	167.4	166.4	3.5	-0.6
Metal coating and allied services.....	5911-0222	12/84	165.4	167.4	166.4	3.5	-0.6
Metal heat treating.....	5911-03	06/85	156.6	157.3	157.3	3.9	0.0
Metal heat treating.....	5911-0349	06/06	123.9	124.5	124.4	3.9	-0.1
<b>Mining services.....</b>	<b>60</b>	<b>06/85</b>	<b>228.5</b>	<b>236.0</b>	<b>234.9</b>	<b>10.1</b>	<b>-0.5</b>
Mining services.....	601	06/85	228.5	236.0	234.9	10.1	-0.5
Mining services.....	6011	06/85	228.5	236.0	234.9	10.1	-0.5
Metal mining services.....	6011-01	12/85	156.5	155.2	159.9	4.9	3.0
Metal mining services.....	6011-0101	12/85	156.5	155.2	159.9	4.9	3.0
Support activities for coal mining.....	6011-02	06/85	190.6	191.6	191.6	1.9	0.0
Support activities for coal mining.....	6011-0201	06/85	190.6	191.6	191.6	1.9	0.0
Drilling oil and gas wells services.....	6011-03	12/85	360.7	371.0	374.7	12.5	1.0
Drilling oil and gas wells services.....	6011-0301	12/85	360.7	371.0	374.7	12.5	1.0
Support activities for oil and gas operations.....	6011-04	12/85	187.8	196.2	191.3	8.5	-2.5
Support activities for oil and gas operations.....	6011-0401	12/85	187.8	196.2	191.3	8.5	-2.5
Nonmetallic minerals mining services.....	6011-05	06/85	145.6	145.6	145.6	1.7	0.0
Nonmetallic minerals mining services.....	6011-0501	06/85	145.6	145.6	145.6	1.7	0.0
<b>Contract work on textile products, apparel, and leather.....</b>	<b>61</b>	<b>06/10</b>	<b>102.0</b>	<b>102.3</b>	<b>102.5</b>	<b>2.5</b>	<b>0.2</b>
Contract work on textile products and apparel.....	611	06/10	102.0	102.3	102.5	2.5	0.2
Contract work on textile products and apparel.....	6111	06/10	102.0	102.3	102.5	2.5	0.2

See footnotes at end of table.

**Table 6. Producer price indexes and percent changes for commodity and service groupings and individual items, not seasonally adjusted — Continued**  
 [1982=100 unless otherwise indicated]

Commodity	Commodity code	Other index base	Index			Percent change to Aug. 2011 from:	
			Apr. 2011 <sup>1</sup>	July 2011 <sup>1</sup>	Aug. 2011 <sup>1</sup>	Aug. 2010	July 2011
Commission throwing/texturing of filament yarn.....	6111-01	12/88	109.8	107.8	114.5	4.2	6.2
Commission throwing/texturing of filament yarn.....	6111-0101	12/88	109.8	107.8	114.5	4.2	6.2
Contract work on textile products.....	6111-02	06/87	142.7	144.2	144.2	8.3	0.0
Commission finishing of broadwoven fabrics.....	6111-0201	06/87	156.6	158.3	158.3	8.8	0.0
Commission finishing of cotton broadwoven fabrics.....	6111-02011	06/08	105.3	-	-	-	-
Commission finishing of other broadwoven fabrics (excl. cotton & wool).....	6111-02012	06/08	123.8	124.5	124.5	8.4	0.0
Commission knit or knit & finishing of circular & warp fabric....	6111-0204	12/94	97.3	97.3	97.3	0.6	0.0
Contract work on apparel.....	6111-03	06/87	124.2	124.2	124.2	-1.4	0.0
Contract work, women's/girls'/infants' shirts.....	6111-0311	06/07	99.7	99.9	99.9	0.2	0.0
Contract work, women's/girls'/infants' dresses.....	6111-0312	06/07	100.4	100.4	100.4	0.0	0.0
Contract work, women's/girls'/infants' outerwear.....	6111-0313	06/07	96.3	96.3	96.3	-1.6	0.0
Contract work, women's/girls'/infants' other apparel.....	6111-0314	06/07	94.7	94.7	94.7	-6.1	0.0
Contract work, men's/boys' pants and other outerwear.....	6111-0321	06/07	101.1	101.1	101.1	0.9	0.0
Contract work, men's/boys' embroidery and misc.....	6111-0322	06/07	104.4	104.4	104.4	1.2	0.0
Contract work, men's/boys' other apparel.....	6111-0323	06/07	103.5	103.5	103.5	-3.2	0.0
Contract & commission receipts for tanning or finishing leather owned by others.....	612	06/11	-	100.0	100.0	-	0.0
Contract & commission receipts for tanning or finishing leather owned by others.....	6121	06/11	-	100.0	100.0	-	0.0
Contract & commission receipts for tanning or finishing leather owned by others.....	6121-01	12/97	132.0	131.9	131.9	2.5	0.0
Contract & commission receipts for tanning or finishing leather owned by others.....	6121-0101	12/97	132.0	131.9	131.9	2.5	0.0
<b>Construction (partial).....</b>	<b>80</b>	<b>06/09</b>	<b>99.2</b>	<b>100.3</b>	<b>100.2</b>	<b>2.5</b>	<b>-0.1</b>
New nonresidential building construction.....	801	06/09	99.4	100.5	100.5	2.8	0.0
New nonresidential building construction.....	8011	06/09	99.4	100.5	100.5	2.8	0.0
New warehouse building construction.....	8011-01	12/04	125.4	126.9	126.9	2.7	0.0
New warehouse building construction.....	8011-0101	12/04	125.4	126.9	126.9	2.7	0.0
New school building construction.....	8011-02	12/05	134.0	135.5	135.5	3.2	0.0
New school building construction.....	8011-0201	12/05	134.0	135.5	135.5	3.2	0.0
New office building construction.....	8011-03	06/06	114.1	115.2	115.2	2.6	0.0
New office building construction.....	8011-0301	06/06	114.1	115.2	115.2	2.6	0.0
New industrial building construction.....	8011-04	06/07	106.4	107.9	107.7	2.2	-0.2
New industrial building construction.....	8011-0401	06/07	106.4	107.9	107.7	2.2	-0.2
Maintenance and repair of non-residential buildings (partial).....	802	04/09	102.8	104.0	103.8	1.5	-0.2
Maintenance and repair of non-residential buildings (partial).....	8021	04/09	102.8	104.0	103.8	1.5	-0.2
Maintenance and repair of non-residential buildings (partial).....	8021-01	04/09	102.8	104.0	103.8	1.5	-0.2
Maintenance and repair of non-residential buildings (partial).....	8021-0101	04/09	102.8	104.0	103.8	1.5	-0.2

<sup>1</sup> The indexes for April 2011 have been recalculated to incorporate late reports and corrections by respondents. All indexes are subject to revision 4 months after original publication.  
<sup>2</sup> Due to incomplete coverage of the services sector, some services indexes in this table reflect only a portion of their wherever-provided output. These indexes are flagged using the term "partial" at the end of their titles. For more information regarding wherever-provided services indexes, go to [www.bls.gov/ppi/wepnotice.htm](http://www.bls.gov/ppi/wepnotice.htm). This webpage includes methodology documentation, a table identifying missing coverage areas for those indexes with incomplete coverage, and a concordance table between wherever-provided services indexes and Census product codes.

"-" Data not available.

n.e.c. = Not elsewhere classified.

**Table 7. Producer price indexes by durability of product, not seasonally adjusted**  
 [1982=100]

Grouping	Annual average 2010	Aug. 2010	Apr. 2011 <sup>1</sup>	July 2011 <sup>1</sup>	Aug. 2011 <sup>1</sup>
Total durable goods.....	163.1	162.9	169.1	169.7	169.7
Total non-durable goods.....	199.6	200.1	226.7	228.9	226.4
Total manufactures.....	180.8	180.7	197.1	198.4	197.3
Durable.....	158.2	158.1	162.7	163.3	163.2
Nondurable.....	203.6	203.5	232.0	234.2	232.0
Total raw or slightly processed goods.....	196.1	197.5	222.1	224.2	221.4
Durable.....	382.0	376.6	452.6	453.9	454.9
Nondurable.....	186.9	188.6	210.7	212.8	209.8

<sup>1</sup> The indexes for April 2011 have been recalculated to incorporate late reports and corrections by respondents. All indexes are subject to revision 4 months after original publication.

**Table 8. Producer price indexes for special commodity groupings, not seasonally adjusted**  
 [1982=100, unless otherwise indicated]

Commodity grouping	Annual average 2010	Aug. 2010	Apr. 2011 <sup>1</sup>	July 2011 <sup>1</sup>	Aug. 2011 <sup>1</sup>
All commodities except farm products.....	186.9	187.3	203.9	205.8	204.0
All foods.....	181.0	179.2	194.7	195.0	198.0
Apples (June 2008=100).....	88.1	91.4	95.0	94.9	94.9
Berries (June 2008=100).....	161.8	102.0	150.6	105.4	107.5
Processed foods.....	183.5	183.4	198.1	200.1	202.4
Industrial commodities less fuels.....	183.4	183.1	193.0	194.5	194.5
Selected textile mill products.....	140.5	141.3	148.9	152.6	154.2
Hosiery.....	154.7	155.2	164.1	165.5	166.1
Underwear and nightwear.....	140.7	140.9	145.2	145.3	145.8
Chemicals and allied products, including synthetic rubber and synthetic fibers and yarns.....	240.2	238.3	267.6	272.4	271.7
Pharmaceutical preparations for human and veterinary use.....	464.7	466.5	482.1	481.1	480.9
Pharmaceuticals for human use, prescription (June 2001=100).....	164.8	165.6	173.9	176.2	176.7
Pharmaceuticals for human use, non-prescription (June 2001=100).....	108.5	108.8	109.3	109.9	110.1
Lumber and plywood.....	169.8	168.1	171.0	167.0	168.1
Steel mill products, including fabricated wire products.....	193.5	193.2	221.5	220.7	218.7
Finished steel mill products, excluding fabricated wire products.....	188.3	187.3	218.5	216.7	214.5
Finished steel mill products, including fabricated wire products.....	190.5	190.1	218.8	217.5	215.4
Special metals and metal products.....	175.9	174.9	187.3	187.3	187.2
Fabricated metal products.....	179.2	180.7	184.7	186.3	186.4
Copper and copper products.....	437.2	427.1	528.5	527.9	517.4
Machinery and motive products.....	144.9	144.8	146.6	147.0	147.1
Machinery and equipment, except electrical.....	148.2	148.2	150.6	151.7	151.7
Agricultural machinery, including tractors.....	212.7	212.5	216.6	218.3	218.4
Metalworking machinery.....	177.2	177.6	179.3	181.3	181.5
Total tractors.....	192.3	192.3	195.4	197.1	197.2
Construction materials.....	194.5	194.1	201.1	203.1	202.7
Agriculture machinery and equipment, less parts.....	209.7	209.5	213.6	215.2	215.4
Farm and garden tractors, less parts.....	200.4	200.3	201.6	201.6	201.6
Agricultural machinery, excluding tractors.....	217.7	217.8	223.4	225.8	226.3

<sup>1</sup> The indexes for April 2011 have been recalculated to incorporate late reports and corrections by respondents. All indexes are subject to revision 4 months after original publication.  
 NOTE: See next page for content of indexes on this table.

Table 8 commodity groupings include the following items:

All commodities except farm products: 02 through 15  
All foods: 011, 017, and 02 less 0261, 0262, and 029  
Apples: 01110208, 01110209, 01110211, 01110215, 01110216  
Berries: 01110222, 01110224, 01110225, 01110226, 01110227  
Processed foods: 02 less 0261, 0262, and 029  
Industrial commodities less fuels: 03, 04, and 06 through 15  
Selected textile mill products: 0327, 03370104, 034, 03810811, 03810821, 03810822, 03820312, 03830324, 03830325, and 1231  
Hosiery: 03810821, 03810822, 03810823, 03810824, 03810825, 03810826  
Underwear and nightwear: 03810641, 03810642, 03810643, 03810645, 03810653, 03810761, 03810811, 03810812  
Chemicals and allied products, including synthetic rubber and synthetic fibers: 031, 06 less 064, and 071102  
Pharmaceutical preparations for human and veterinary use: 0634 and 0638  
Pharmaceuticals for human use, prescription: prescription pharmaceutical price quotes from 0638  
Pharmaceuticals for human use, non-prescription: non-prescription pharmaceutical price quotes from 0638  
Lumber and plywood: 081 and 083  
Steel mill products, including fabricated wire products: 1017 and 1088  
Finished steel mill products, excluding fabricated wire products: 1017 less 101702  
Finished steel mill products, including fabricated wire products: 1017 and 1088 less 101702  
Special metals and metal products: 10, 111, and 141  
Fabricated metal products: 103 through 108  
Copper and copper products: 10210201, 10220131, 102301, 102403, 102502, 10260314, and 10280305  
Machinery and motive products: 11 and 14  
Machinery and equipment except electrical: 111, 112, 113, 114, 115, 116, 118, and 119  
Agriculture machinery, including tractors: 1114 less 111409  
Metalworking machinery: 113A, 1132, 113304, 1137, and 1138  
Total tractors: 111403 and 112A less 112A03  
Construction materials: 062101, 0721, 081105, 081106, 081107, 081203, 081204, 082, 0831, 0835, 086, 092, 101502, 101703, 101704, 10250163, 104101, 105, 106, 1071, 107301, 107404, 1074051, 107409, 10830225, 1142, 1147, 11490205, 11710143, 11710144, 11710147, 11710216, 11710217, 123101, 1232, 131105, 1321, 1322, 133, 134, 1361, 1362, 137, 1392, 1394, and 139501  
Agricultural machinery and equipment, less parts (old commodity code 111): 111 less 111409  
Farm and garden tractors, less parts (old commodity code 1111): 111403  
Agricultural machinery, excluding tractors (old commodity code 1112): 1114 less 111403

Note: Weights for the above components are those used for the comprehensive All commodities index.

**Table 9. Producer price indexes for material and supply inputs to construction industries, not seasonally adjusted<sup>1</sup>**  
 [June 1986=100, unless otherwise indicated]

Grouping	Relative Importance June 2011	Unadjusted index <sup>2</sup>			Percent change to Aug. 2011 from:	
		Apr. 2011	July 2011	Aug. 2011	Aug. 2010	July 2011
Inputs to construction industries.....	100.000	211.6	214.0	212.8	7.9	-0.6
New construction.....	88.054	210.0	212.4	211.2	7.6	-0.6
Residential construction.....	45.841	203.0	205.2	204.3	6.6	-0.4
Non-residential construction (June 2010=100).....	42.213	108.4	109.8	109.0	8.7	-0.7
Commercial structures (June 2010=100).....	12.630	106.7	107.9	107.4	7.1	-0.5
Industrial structures (June 2010=100).....	1.879	107.0	108.0	107.4	6.9	-0.6
Other non-residential construction (June 2010=100).....	27.703	109.4	110.8	109.8	9.5	-0.9
Maintenance and repair construction.....	11.946	226.9	229.5	228.0	10.4	-0.7
Residential.....	2.040	207.9	210.5	209.2	7.8	-0.6
Non-residential.....	9.906	231.4	234.1	232.5	10.9	-0.7

1 Indexes in this table are derived from the primary product indexes in table 5 that are weighted using 2002 input/output relationships. These indexes only include inputs to construction which are produced by the mining and manufacturing sectors of the economy excluding capital equipment. Since they do not include labor and capital costs, these indexes should not be regarded as comprehensive measures of construction costs. See note on page 190 of the July 1986 issue of Producer Price Indexes.

2 The indexes for April 2011 have been recalculated to incorporate late reports and corrections by respondents. All data are subject to revision 4 months after original publication.



**Table 10. Experimental producer price indexes and percent changes for final demand<sup>1</sup>**  
 [Nov 2009=100, unless otherwise indicated]

Grouping	Other index base	Relative Importance Dec. 2010 <sup>2</sup>	Unadjusted index			Unadjusted percent change to Aug. 2011 from:		Unadjusted percent change from:		
			Apr. 2011 <sup>3</sup>	July 2011 <sup>3</sup>	Aug. 2011 <sup>3</sup>	Aug. 2010	July 2011	May to June	June to July	July to Aug.
Final demand.....		100.000	105.9	106.2	106.4	4.4	0.2	-0.1	0.1	0.2
Final demand goods.....		37.205	110.5	111.1	110.7	7.6	-0.4	-0.4	0.3	-0.4
Final demand foods.....		5.954	112.4	112.6	113.6	10.9	0.9	1.0	0.1	0.9
Finished consumer foods <sup>4</sup> .....	00/82	4.838	193.0	193.3	195.3	8.4	1.0	0.8	0.3	1.0
Finished consumer foods, crude.....	00/82	0.509	182.6	165.8	169.1	11.3	2.0	6.7	-2.9	2.0
Finished consumer foods, processed.....	00/82	4.329	194.0	196.3	198.1	8.1	0.9	0.2	0.7	0.9
Government purchased foods.....		0.238	115.4	116.5	117.8	11.0	1.1	0.8	0.6	1.1
Foods for export.....		0.878	132.1	131.7	132.2	26.3	0.4	2.4	-1.9	0.4
Final demand energy.....		7.036	131.1	131.8	128.2	17.7	-2.7	-3.7	0.6	-2.7
Finished consumer energy goods <sup>5</sup> .....	00/82	5.866	200.0	201.7	196.5	15.9	-2.6	-3.7	0.7	-2.6
Government purchased energy.....		0.808	147.0	145.7	141.1	25.6	-3.2	-3.2	-0.3	-3.2
Energy for export.....		0.362	155.7	154.5	147.5	30.6	-4.5	-3.3	0.6	-4.5
Final demand goods less foods and energy.....		24.215	104.5	105.2	105.2	3.7	0.0	0.3	0.3	0.0
Finished goods less foods and energy <sup>4</sup> .....	00/82	15.359	176.9	177.6	177.8	2.5	0.1	0.2	0.2	0.1
Finished consumer goods less foods and energy.....	00/82	8.726	189.5	190.6	190.9	3.1	0.2	0.2	0.3	0.2
Nondurable consumer goods less foods and energy.....	00/82	4.974	228.0	230.2	230.5	4.1	0.1	0.1	0.6	0.1
Durable consumer goods.....	00/82	3.752	146.8	146.9	147.0	1.9	0.1	0.4	-0.1	0.1
Private capital equipment.....	00/82	6.632	159.2	159.7	159.6	1.6	-0.1	0.2	0.1	-0.1
Private capital equipment for manufacturing industries.....	00/82	1.479	162.2	162.8	162.8	1.9	0.0	0.3	0.2	0.0
Private capital equipment for nonmanufacturing industries.....	00/82	5.153	158.1	158.5	158.5	1.5	0.0	0.2	0.1	0.0
Government purchased goods, excluding foods and energy.....		2.544	104.8	105.8	105.9	3.3	0.1	0.3	0.3	0.1
Government purchased goods excluding foods, energy, and capital equipment.....		1.762	106.2	107.4	107.6	4.1	0.2	0.4	0.3	0.2
Government purchased capital equipment.....		0.782	101.9	102.3	102.4	1.8	0.1	0.1	0.2	0.1
Goods for export, excluding foods and energy.....		6.312	109.5	110.6	110.6	7.2	0.0	0.3	0.5	0.0
Final demand services.....		60.738	103.3	103.4	104.1	2.7	0.7	0.3	-0.2	0.7
Final demand traditional services.....		37.609	102.2	102.6	102.8	1.6	0.2	0.4	0.3	0.2
Finished traditional services <sup>4</sup> .....		33.312	102.3	102.7	102.9	1.7	0.2	0.3	0.4	0.2
Finished consumer traditional services.....		31.677	102.2	102.6	102.9	1.6	0.3	0.4	0.3	0.3
Private capital investment traditional services.....		1.635	103.1	104.4	104.1	3.3	-0.3	0.6	0.7	-0.3
Government purchased traditional services.....		2.948	100.9	101.2	101.2	0.5	0.0	0.3	0.1	0.0
Government purchased traditional services, excluding capital investment.....		2.848	100.9	101.3	101.3	0.6	0.0	0.3	0.2	0.0
Government purchased traditional capital investment services.....		0.101	100.1	100.3	99.9	0.3	-0.4	0.5	0.6	-0.4
Traditional services for export.....		1.349	103.3	103.0	103.1	1.9	0.1	1.0	-0.2	0.1
Final demand transportation services.....		4.250	110.2	111.0	111.5	7.4	0.5	0.3	0.2	0.5
Transportation of passengers for final demand.....		1.108	112.9	113.1	116.3	9.8	2.8	0.3	1.1	2.8
Transportation of private passengers.....		0.929	112.9	113.1	116.3	9.8	2.8	0.3	1.1	2.8
Transportation of government passengers.....		0.152	112.8	113.1	116.2	9.7	2.7	0.4	1.1	2.7
Transportation of passengers for export.....		0.027	113.0	113.2	116.4	9.8	2.8	0.3	1.1	2.8
Transportation of goods for final demand.....		3.141	109.2	110.1	109.7	6.5	-0.4	0.4	-0.2	-0.4
Transportation of finished goods <sup>4</sup> .....		1.962	108.7	109.4	109.2	6.5	-0.2	0.3	-0.3	-0.2
Transportation of personal consumption goods.....		1.577	108.8	109.6	109.3	6.4	-0.3	0.2	-0.2	-0.3
Transportation of private capital equipment.....		0.385	108.1	108.7	108.6	6.7	-0.1	0.2	-0.4	-0.1
Transportation of government purchased goods.....		0.384	108.0	109.2	108.7	5.6	-0.5	0.4	0.1	-0.5
Transportation of exports.....		0.796	111.1	112.5	111.6	6.8	-0.8	0.6	-0.1	-0.8
Final demand trade services <sup>5</sup> .....		18.879	104.1	103.4	105.0	3.8	1.5	0.0	-1.3	1.5
Trade of finished goods <sup>4</sup> .....		17.162	104.2	103.5	105.0	3.7	1.4	-0.2	-1.3	1.4
Trade of personal consumption goods.....		15.224	104.5	103.6	105.1	3.6	1.4	-0.5	-1.3	1.4
Trade of private capital equipment.....		1.938	102.0	102.5	104.2	4.0	1.7	1.9	-1.3	1.7
Trade of government purchased goods.....		0.532	101.9	102.5	103.6	2.8	1.1	2.3	-1.2	1.1
Trade of government purchased goods, excluding capital equipment.....		0.389	102.3	102.8	103.6	2.8	0.8	1.9	-0.9	0.8
Trade of government purchased capital equipment.....		0.144	100.8	101.6	103.7	3.2	2.1	3.7	-2.1	2.1
Trade of exports.....		1.185	102.5	103.0	104.6	4.2	1.6	1.0	-0.6	1.6
Final demand construction.....		2.057	101.8	102.9	102.9	2.7	0.0	-0.1	1.1	0.0
Construction for private capital investment.....		1.298	101.5	102.6	102.6	2.7	0.0	0.0	1.2	0.0
Construction for government.....		0.759	102.3	103.5	103.4	2.6	-0.1	0.0	0.9	-0.1
<b>Special Groupings</b>										
Final demand less exports.....	04/10	89.091	103.8	104.0	104.3	4.0	0.3	-0.1	0.0	0.3
Final demand less government.....	04/10	91.635	104.1	104.4	104.7	4.5	0.3	0.0	0.0	0.3

See footnotes at end of table.

**Table 10. Experimental producer price indexes and percent changes for final demand<sup>1</sup> — Continued**  
 [Nov 2009=100, unless otherwise indicated]

Grouping	Other index base	Relative Importance Dec. 2010 <sup>2</sup>	Unadjusted index			Unadjusted percent change to Aug. 2011 from:		Unadjusted percent change from:		
			Apr. 2011 <sup>3</sup>	July 2011 <sup>3</sup>	Aug. 2011 <sup>3</sup>	Aug. 2010	July 2011	May to June	June to July	July to Aug.
Final demand less foods, food and beverage for immediate consumption, and energy <sup>6</sup>	04/10	86.466	102.5	102.8	103.3	3.1	0.5	0.2	0.0	0.5
Final demand less foods and energy <sup>6</sup>	04/10	87.010	102.5	102.7	103.2	2.9	0.5	0.3	-0.1	0.5
Final demand less foods and food and beverage for immediate consumption <sup>5</sup>	04/10	93.502	104.1	104.4	104.5	4.1	0.1	-0.2	0.1	0.1
Final demand less foods <sup>6</sup>	04/10	94.046	104.0	104.3	104.5	4.1	0.2	-0.2	0.1	0.2
Final demand less energy	04/10	92.964	102.8	103.1	103.6	3.5	0.5	0.3	0.0	0.5
Final demand less trade services	01/10	81.121	105.2	105.7	105.6	4.6	-0.1	0.0	0.3	-0.1
Final demand less distributive services <sup>7</sup>	01/10	77.980	105.1	105.6	105.5	4.6	-0.1	0.0	0.4	-0.1
Final demand goods less energy	01/10	30.169	105.1	105.7	105.9	5.2	0.2	0.4	0.3	0.2
Final demand goods less foods	04/10	31.251	107.6	108.3	107.5	6.9	-0.7	-0.8	0.5	-0.7
Final demand services less trade services	04/10	41.859	102.2	102.7	102.9	2.2	0.2	0.4	0.3	0.2
Final demand distributive services <sup>7</sup>	04/10	22.020	102.8	102.4	103.7	4.1	1.3	0.0	-1.2	1.3
Final demand goods plus final demand distributive services <sup>7</sup>	04/10	59.225	105.8	106.1	106.3	6.3	0.2	-0.3	-0.2	0.2
Total finished goods, services, and construction <sup>4</sup>	01/10	80.726	104.1	104.3	104.7	3.9	0.4	-0.2	0.0	0.4
Total finished less foods, food and beverage for immediate consumption, and energy <sup>4, 6</sup>	12/10	69.477	101.6	101.8	102.3	-	0.5	0.2	-0.1	0.5
Total finished less foods and energy <sup>4, 6</sup>	01/10	70.022	102.4	102.6	103.1	2.6	0.5	0.2	-0.1	0.5
Total finished less foods and food and beverage for immediate consumption <sup>4, 6</sup>	12/10	75.343	102.8	103.0	103.2	-	0.2	-0.2	0.0	0.2
Total finished less foods <sup>4, 6</sup>	01/10	75.888	103.9	104.2	104.4	3.6	0.2	-0.2	0.0	0.2
Total finished less energy <sup>4</sup>	01/10	74.860	102.7	102.9	103.5	3.0	0.6	0.3	-0.1	0.6
Finished goods <sup>4</sup>	00/82	26.063	191.6	192.6	191.8	6.6	-0.4	-0.7	0.4	-0.4
Finished goods less energy <sup>4</sup>	00/82	20.197	180.5	181.2	181.7	3.9	0.3	0.3	0.3	0.3
Finished goods, excluding foods <sup>4, 6</sup>	00/82	21.225	190.4	191.5	190.1	6.1	-0.7	-1.0	0.4	-0.7
Finished services <sup>4</sup>	01/10	53.365	102.5	102.6	103.3	2.7	0.7	0.2	-0.2	0.7
Private capital investment services	04/10	3.958	101.7	102.5	103.2	4.0	0.7	1.2	-0.4	0.7
Finished distributive services <sup>4, 7</sup>	04/10	19.124	102.7	102.1	103.5	4.0	1.4	-0.1	-1.3	1.4
Finished services less trade services <sup>4</sup>	04/10	36.203	102.1	102.6	102.9	2.2	3.0	0.4	0.4	0.3
Finished services less distributive services <sup>4, 7</sup>	04/10	34.241	101.9	102.3	102.6	1.9	0.3	0.4	0.4	0.3
Total private capital investment (goods, services, and construction)	04/10	11.888	101.5	102.0	102.2	2.5	0.2	0.5	0.0	0.2
Finished goods plus finished distributive services <sup>4</sup>	04/10	45.187	105.0	105.1	105.4	5.5	0.3	-0.5	-0.3	0.3
Total exports	04/10	10.909	107.8	108.5	108.4	8.3	-0.1	0.6	0.1	-0.1
Goods for export	00/82	7.552	190.7	192.1	191.6	10.2	-0.3	0.4	0.2	-0.3
Services for export	04/10	3.357	103.8	104.2	104.6	3.9	0.4	0.9	-0.3	0.4
Total government purchases	04/10	8.365	105.3	105.8	105.6	4.8	-0.2	0.0	0.1	-0.2
Government purchased goods	00/82	3.590	190.0	190.8	189.5	8.8	-0.7	-0.7	0.2	-0.7
Government purchased services	04/10	4.016	101.4	101.9	102.1	1.7	0.2	0.6	0.0	0.2
Personal consumption	01/10	68.837	104.6	104.8	105.1	4.1	0.3	-0.2	0.0	0.3
Personal consumption goods (finished consumer goods)	00/82	19.430	205.1	206.2	205.1	8.2	-0.5	-1.0	0.4	-0.5
Personal consumption goods less energy	00/82	13.564	190.5	191.4	192.2	5.0	0.4	0.4	0.4	0.4
Personal consumption goods less foods	00/82	14.592	208.1	209.6	207.4	8.2	-1.0	-1.5	0.5	-1.0
Personal consumption services	04/10	49.407	102.2	102.2	102.9	2.5	0.7	0.1	-0.2	0.7
Personal consumption less trade services	04/10	53.613	104.4	104.9	104.9	4.3	0.0	-0.1	0.4	0.0
Personal consumption less distributive services <sup>7</sup>	04/10	52.036	104.3	104.8	104.8	4.2	0.0	-0.2	0.4	0.0

1 Further information about these experimental producer price indexes is available online at <https://www.bls.gov/ppi/experimentalaggregation.htm>

2 Comprehensive relative importance figures are initially computed after the publication of December indexes and are recalculated after final December indexes are available. Individual items and subtotals may not add exactly to totals because of rounding differences.

3 The indexes for April 2011 have been recalculated to incorporate late reports and corrections by respondents. All indexes are subject to revision 4 months after original publication.

4 PPI defines finished goods, services, and construction indexes as including only the personal consumption and private capital investment portions of final demand.

5 Trade indexes measure changes in margins received by wholesalers and retailers.

6 The PPI definition of foods does not include food and beverage for immediate consumption. PPI defines food and beverage for immediate consumption as the service of preparing meals, snacks, and beverages to customer order for immediate on-premises and off-premises consumption.

7 Distributive services include transportation and trade of finished goods.

"-" Data not available.

**Table 11. Experimental producer price indexes and percent changes for intermediate demand by commodity type<sup>1</sup>**  
 [Nov. 2009=100, unless otherwise indicated]

Grouping	Other index base	Relative Importance Dec. 2010 <sup>2</sup>	Unadjusted index			Unadjusted percent change to Aug. 2011 from:		Unadjusted percent change from:		
			Apr. 2011 <sup>3</sup>	July 2011 <sup>3</sup>	Aug. 2011 <sup>3</sup>	Aug. 2010	July 2011	May to June	June to July	July to Aug.
Processed goods for intermediate demand.....	00/82	100.000	201.0	204.3	203.0	10.4	-0.6	0.0	0.5	-0.6
Materials and components for manufacturing.....	00/82	44.054	191.0	193.3	192.6	11.3	-0.4	0.2	0.5	-0.4
Materials for manufacturing.....		28.079	122.4	124.3	123.6	16.5	-0.6	0.1	0.6	-0.6
Materials for food manufacturing.....	00/82	3.422	193.3	195.7	198.4	13.7	1.4	0.2	1.0	1.4
Materials for nondurable manufacturing.....	00/82	14.845	251.8	258.2	255.1	19.8	-1.2	0.8	0.5	-1.2
Materials for durable manufacturing.....	00/82	9.812	208.0	207.9	207.5	12.3	-0.2	-1.0	0.7	-0.2
Components for manufacturing.....	00/82	15.975	145.4	146.3	146.3	2.6	0.0	0.3	0.1	0.0
Components for nondurable manufacturing.....		0.549	105.5	107.1	106.1	4.0	-0.9	0.7	-0.3	-0.9
Components for durable manufacturing.....		15.426	103.0	103.6	103.6	2.6	0.0	0.3	0.2	0.0
Materials and components for construction.....	00/82	9.279	212.1	214.7	214.8	4.2	0.0	0.4	0.4	0.0
Materials for construction.....		5.168	105.0	105.9	105.9	3.3	0.0	0.1	0.5	0.0
Components for construction.....		4.111	105.4	107.2	107.3	5.4	0.1	0.8	0.4	0.1
Processed fuels and lubricants for intermediate demand.....	00/82	21.116	218.6	225.9	220.5	17.0	-2.4	-0.6	0.8	-2.4
Processed fuels and lubricants to manufacturing industries.....	00/82	5.619	212.1	227.3	223.1	17.5	-1.8	0.4	3.3	-1.8
Processed fuels and lubricants to nonmanufacturing industries.....	00/82	15.497	221.5	226.1	220.2	16.9	-2.6	-1.0	0.0	-2.6
Containers for intermediate demand.....	00/82	2.607	204.9	207.2	206.8	0.9	-0.2	0.7	0.2	-0.2
Supplies for intermediate demand.....	00/82	22.944	183.9	185.6	186.0	6.2	0.2	0.4	0.2	0.2
Supplies to manufacturing industries.....	00/82	2.913	179.8	182.6	181.8	5.0	-0.4	0.9	-0.1	-0.4
Supplies to nonmanufacturing industries.....	00/82	20.030	183.0	184.5	185.1	6.4	0.3	0.3	0.2	0.3
Supplies to nonmanufacturing industries, feeds... Supplies to nonmanufacturing industries, other than feeds.....	00/82	1.625	206.3	208.6	210.9	28.8	1.1	1.6	-1.8	1.1
Supplies to nonmanufacturing industries, other than feeds.....	00/82	18.405	182.7	184.2	184.6	4.6	0.2	0.2	0.4	0.2
Unprocessed goods for intermediate demand.....	00/82	100.000	261.3	255.9	250.7	18.4	-2.0	0.5	-0.4	-2.0
Unprocessed foodstuffs and feedstuffs.....	00/82	37.458	193.1	191.4	196.3	28.7	2.6	2.8	-2.0	2.6
Unprocessed nonfood materials.....	00/82	62.542	301.7	293.2	278.9	12.2	-4.9	-1.0	0.6	-4.9
Unprocessed nonfood materials except fuel.....	00/82	44.902	367.0	350.7	326.5	18.9	-6.9	-1.4	0.8	-6.9
Unprocessed nonfood materials except fuel to manufacturing industries.....	00/82	43.538	349.1	333.1	309.4	19.5	-7.1	-1.4	0.8	-7.1
Unprocessed nonfood materials except fuel to nonmanufacturing industries.....	00/82	1.364	205.9	207.1	208.0	1.5	0.4	0.4	0.0	0.4
Unprocessed fuel.....	00/82	17.640	187.4	190.7	192.1	-1.6	0.7	0.2	-0.1	0.7
Unprocessed fuel to manufacturing industries.....	00/82	0.626	210.4	211.1	213.7	2.7	1.2	0.0	-0.8	1.2
Unprocessed fuel to nonmanufacturing industries.....	00/82	17.014	190.4	193.8	195.2	-1.8	0.7	0.2	-0.1	0.7
Services for intermediate demand.....		100.000	103.3	103.6	103.8	2.5	0.2	0.1	0.2	0.2
Traditional services for intermediate demand.....		69.415	102.2	102.4	102.5	1.4	0.1	0.4	0.1	0.1
Traditional services for manufacturing industries.....		2.163	101.0	102.4	102.4	1.8	0.0	0.6	1.0	0.0
Traditional services for nonmanufacturing industries.....		67.252	102.3	102.4	102.5	1.4	0.1	0.4	0.1	0.1
Transportation services for intermediate demand.....		13.809	109.1	110.4	110.5	6.9	0.1	0.5	0.3	0.1
Intermediate transportation of passengers.....		0.877	112.7	113.0	116.1	9.6	2.7	0.3	1.1	2.7
Intermediate transportation of passengers to manufacturing industries.....		0.170	113.0	113.2	116.4	9.8	2.8	0.3	1.1	2.8
Intermediate transportation of passengers to nonmanufacturing industries.....		0.707	112.7	113.0	116.0	9.5	2.7	0.4	1.1	2.7
Intermediate transportation of goods.....		12.932	108.8	110.3	110.1	6.7	-0.2	0.5	0.3	-0.2
Trade services for intermediate demand <sup>4</sup> .....		16.776	103.4	103.2	104.2	3.5	1.0	-1.2	0.3	1.0
Construction for intermediate demand.....		100.000	101.7	102.9	102.7	1.5	-0.2	-0.1	0.5	-0.2
<b>Special Groupings</b>										
Processed materials less foods and feeds.....	00/82	92.209	202.0	205.3	203.6	10.2	-0.8	0.0	0.4	-0.8
Processed foods and feeds.....	00/82	7.791	192.3	194.9	197.5	15.4	1.3	0.5	0.5	1.3
Processed energy goods.....	00/82	22.072	223.6	231.7	225.1	18.0	-2.8	-0.7	1.2	-2.8
Processed materials less energy.....	00/82	77.928	192.7	193.7	194.3	8.1	0.3	0.4	-0.3	0.3
Processed materials less foods and energy.....	00/82	70.137	192.6	194.4	194.2	7.6	-0.1	0.3	0.2	-0.1
Intermediate distributive services <sup>5</sup> .....	04/10	29.708	103.3	103.8	104.3	4.9	0.5	-0.5	0.3	0.5
Processed goods plus intermediate distributive services.....	04/10	-	108.3	109.8	109.3	9.2	-0.5	-0.1	0.5	-0.5
Unprocessed materials less agricultural products.....	00/82	59.512	303.6	295.4	280.5	10.5	-5.0	-1.2	0.9	-5.0
Unprocessed energy materials <sup>6</sup> .....	00/82	39.560	260.6	249.8	229.9	5.7	-8.0	-2.1	0.9	-8.0

See footnotes at end of table.

**Table 11. Experimental producer price indexes and percent changes for intermediate demand by commodity type<sup>1</sup> — Continued**  
 [Nov. 2009=100, unless otherwise indicated]

Grouping	Other index base	Relative Importance Dec. 2010 <sup>2</sup>	Unadjusted index			Unadjusted percent change to Aug. 2011 from:		Unadjusted percent change from:		
			Apr. 2011 <sup>3</sup>	July 2011 <sup>3</sup>	Aug. 2011 <sup>3</sup>	Aug. 2010	July 2011	May to June	June to July	July to Aug.
Unprocessed materials less energy.....	00/82	60.440	245.8	244.2	249.0	27.0	2.0	2.2	-1.3	2.0
Unprocessed nonfood materials less energy <sup>7</sup> .....	00/82	22.981	399.1	398.3	402.1	24.1	1.0	1.2	0.0	1.0

1 Further information about these experimental producer price indexes is available online at <https://www.bls.gov/ppi/experimentalaggregation.htm>

2 Comprehensive relative importance figures are initially computed after the publication of December indexes and are recalculated after final December indexes are available. Individual items and subtotals may not add exactly to totals because of rounding differences.

3 The indexes for April 2011 have been recalculated to incorporate late reports and corrections by respondents. All indexes are subject to revision 4 months after original publication.

4 Trade indexes measure changes in margins received by wholesalers and retailers.

5 Includes intermediate trade and transportation services.

6 Includes crude petroleum.

7 Excludes crude petroleum.

"/" Data not available

**Table 12. Experimental producer price indexes and percent changes for intermediate demand by production flow<sup>1</sup>**

[Nov. 2009=100, unless otherwise indicated]

Grouping	Other index base	Relative Importance Dec. 2010 <sup>2</sup>	Unadjusted index			Unadjusted percent change to Aug. 2011 from:		Unadjusted percent change from:		
			Apr. 2011 <sup>3</sup>	July 2011 <sup>3</sup>	Aug. 2011 <sup>3</sup>	Aug. 2010	July 2011	May to June	June to July	July to Aug.
Stage 4 intermediate demand.....		100.000	107.1	107.9	107.9	5.5	0.0	0.2	0.2	0.0
Inputs to stage 4 goods producers.....		27.174	107.4	108.1	108.4	6.3	0.3	0.2	0.1	0.3
Inputs to stage 4 goods producers, goods.....		21.507	108.6	109.4	109.5	6.8	0.1	0.4	0.0	0.1
Inputs to stage 4 goods producers, food.....		2.047	129.1	128.8	130.1	24.9	1.0	2.3	-2.2	1.0
Inputs to stage 4 goods producers, energy.....		0.205	138.4	144.2	138.9	29.5	-3.7	-4.7	2.4	-3.7
Inputs to stage 4 goods producers, goods excluding foods and energy.....		19.255	106.3	107.1	107.2	4.8	0.1	0.3	0.2	0.1
Inputs to stage 4 goods producers, services.....		5.667	102.9	103.2	104.3	4.1	1.1	-0.6	0.4	1.1
Inputs to stage 4 goods producers, traditional services.....		1.274	100.7	101.7	101.6	1.2	-0.1	0.6	0.8	-0.1
Inputs to stage 4 goods producers, transportation services.....		0.151	109.6	110.3	110.9	7.8	0.5	0.3	0.0	0.5
Inputs to stage 4 goods producers, transportation of passengers.....		0.034	113.0	113.2	116.4	9.8	2.8	0.3	1.1	2.8
Inputs to stage 4 goods producers, transportation of goods.....		0.117	108.4	109.3	109.2	7.2	-0.1	0.2	-0.3	-0.1
Inputs to stage 4 goods producers, trade services.....		4.242	103.4	103.4	104.8	4.8	1.4	-1.0	0.3	1.4
Inputs to stage 4 services producers.....		52.866	106.6	107.5	107.5	4.9	0.0	0.4	0.2	0.0
Inputs to stage 4 services producers, goods.....		19.366	113.0	114.9	114.4	9.4	-0.4	0.1	0.4	-0.4
Inputs to stage 4 services producers, food.....		2.911	115.6	117.1	118.8	12.2	1.5	0.1	1.4	1.5
Inputs to stage 4 services producers, energy.....		6.750	123.9	127.5	125.4	15.7	-1.6	-0.2	0.3	-1.6
Inputs to stage 4 services producers, goods excluding foods and energy.....		9.705	105.3	106.1	106.1	4.1	0.0	0.3	0.2	0.0
Inputs to stage 4 services producers, services.....		33.129	103.2	103.6	103.8	2.3	0.2	0.5	0.1	0.2
Inputs to stage 4 services producers, traditional services.....		25.967	102.6	102.8	102.9	1.7	0.1	0.4	0.2	0.1
Inputs to stage 4 services producers, transportation services.....		4.280	107.0	108.0	108.0	5.7	0.0	0.3	0.3	0.0
Inputs to stage 4 services producers, transportation of passengers.....		0.129	112.6	112.9	115.9	9.5	2.7	0.4	1.1	2.7
Inputs to stage 4 services producers, transportation of goods.....		4.151	106.8	107.9	107.8	5.6	-0.1	0.3	0.3	-0.1
Inputs to stage 4 services producers, trade services.....		2.882	104.4	104.9	107.2	4.1	2.2	1.9	-1.9	2.2
Inputs to stage 4 services producers, construction.....		0.371	101.7	102.9	102.7	1.5	-0.2	-0.1	0.5	-0.2
Inputs to stage 4 construction producers.....		19.960	107.9	108.8	108.4	6.0	-0.4	-0.2	0.2	-0.4
Inputs to stage 4 construction producers, goods.....		14.149	110.4	111.6	110.9	7.7	-0.6	-0.3	0.2	-0.6
Inputs to stage 4 construction producers, energy.....		1.934	152.3	153.1	146.7	33.1	-4.2	-3.8	-0.7	-4.2
Inputs to stage 4 construction producers, goods excluding foods and energy.....		12.215	105.0	106.3	106.3	4.0	0.0	0.4	0.4	0.0
Inputs to stage 4 construction producers, services.....		5.811	101.9	102.3	102.8	2.3	0.5	0.1	0.1	0.5
Inputs to stage 4 construction producers, traditional services.....		3.833	100.8	100.9	101.3	0.9	0.4	0.3	0.0	0.4
Inputs to stage 4 construction producers, transportation services.....		0.854	108.0	108.6	108.6	6.7	0.0	0.2	-0.3	0.0
Inputs to stage 4 construction producers, transportation of passengers.....		0.028	111.3	111.8	114.3	8.4	2.2	0.4	1.0	2.2
Inputs to stage 4 construction producers, transportation of goods.....		0.826	107.9	108.5	108.4	6.7	-0.1	0.1	-0.3	-0.1
Inputs to stage 4 construction producers, trade services.....		1.124	101.3	102.2	103.7	4.0	1.5	-0.6	0.6	1.5
Stage 3 intermediate demand.....		100.000	112.4	113.3	113.4	8.2	0.1	0.4	0.3	0.1
Inputs to stage 3 goods producers.....		47.359	118.5	119.9	120.7	12.4	0.7	0.7	0.4	0.7
Inputs to stage 3 goods producers, goods.....		45.374	119.2	120.6	121.4	12.7	0.7	0.7	0.5	0.7
Inputs to stage 3 goods producers, food.....		13.068	137.5	137.2	141.7	22.7	3.3	2.2	-0.5	3.3
Inputs to stage 3 goods producers, energy.....		4.628	116.3	122.1	119.6	10.9	-2.0	0.3	3.1	-2.0
Inputs to stage 3 goods producers, goods excluding foods and energy.....		27.678	112.2	113.6	113.4	8.5	-0.2	0.0	0.5	-0.2
Inputs to stage 3 goods producers, services.....		1.891	104.6	105.4	105.9	3.8	0.5	-0.3	0.3	0.5
Inputs to stage 3 goods producers, traditional services.....		0.810	103.0	104.9	105.1	3.0	0.2	0.7	1.1	0.2
Inputs to stage 3 goods producers, transportation services.....		0.523	110.1	111.7	112.0	7.9	0.3	0.5	0.2	0.3
Inputs to stage 3 goods producers, transportation of passengers.....		0.102	113.0	113.2	116.4	9.8	2.8	0.3	1.1	2.8
Inputs to stage 3 goods producers, transportation of goods.....		0.421	109.4	111.3	110.9	7.4	-0.4	0.7	-0.1	-0.4
Inputs to stage 3 goods producers, trade services.....		0.557	102.0	100.5	101.4	1.1	0.9	-2.4	-0.7	0.9
Inputs to stage 3 goods producers, construction.....		0.095	101.7	102.9	102.7	1.5	-0.2	-0.1	0.5	-0.2
Inputs to stage 3 services producers.....		52.176	107.1	107.6	107.0	4.3	-0.6	0.1	0.0	-0.6

See footnotes at end of table.

**Table 12. Experimental producer price indexes and percent changes for intermediate demand by production flow<sup>1</sup> — Continued**  
 [Nov. 2009=100, unless otherwise indicated]

Grouping	Other index base	Relative Importance Dec. 2010 <sup>2</sup>	Unadjusted index			Unadjusted percent change to Aug. 2011 from:		Unadjusted percent change from:		
			Apr. 2011 <sup>3</sup>	July 2011 <sup>3</sup>	Aug. 2011 <sup>3</sup>	Aug. 2010	July 2011	May to June	June to July	July to Aug.
Inputs to stage 3 services producers, goods. . . . .		12.107	119.5	120.8	118.8	12.6	-1.7	-0.8	-0.2	-1.7
Inputs to stage 3 services producers, food. . . . .		0.054	119.5	116.7	118.8	6.4	1.8	0.7	-3.6	1.8
Inputs to stage 3 services producers, energy. . . . .		6.118	136.4	138.7	134.3	22.0	-3.2	-1.7	-0.4	-3.2
Inputs to stage 3 services producers, goods excluding foods and energy. . . . .		5.935	104.3	104.8	104.9	3.1	0.1	0.1	0.3	0.1
Inputs to stage 3 services producers, services. . . . .		39.638	103.6	103.8	103.7	1.9	-0.1	0.4	0.0	-0.1
Inputs to stage 3 services producers, traditional services. . . . .		30.373	101.8	101.6	101.5	0.3	-0.1	0.4	-0.1	-0.1
Inputs to stage 3 services producers, transportation services. . . . .		8.935	110.2	111.8	111.7	7.3	-0.1	0.5	0.4	-0.1
Inputs to stage 3 services producers, transportation of passengers. . . . .		0.336	112.2	112.6	115.4	9.2	2.5	0.4	1.1	2.5
Inputs to stage 3 services producers, transportation of goods. . . . .		8.599	110.1	111.8	111.5	7.2	-0.3	0.5	0.4	-0.3
Inputs to stage 3 services producers, trade services. . . . .		0.331	102.0	98.4	103.8	5.1	5.5	-2.6	-4.5	5.5
Inputs to stage 3 services producers, construction. . . . .		0.431	101.7	102.9	102.7	1.5	-0.2	-0.1	0.5	-0.2
Inputs to stage 3 construction producers. . . . .		0.465	122.2	120.2	118.3	13.2	-1.6	-4.7	-0.1	-1.6
Inputs to stage 3 construction producers, goods. . . . .		0.270	134.2	131.6	127.4	21.1	-3.2	-6.3	-0.5	-3.2
Inputs to stage 3 construction producers, energy. . . . .		0.171	155.0	150.5	143.6	33.6	-4.6	-9.0	-0.5	-4.6
Inputs to stage 3 construction producers, goods excluding foods and energy. . . . .		0.099	103.7	104.1	104.0	2.1	-0.1	0.1	-0.2	-0.1
Inputs to stage 3 construction producers, services. . . . .		0.195	106.6	105.3	106.6	2.9	1.2	-1.7	0.4	1.2
Inputs to stage 3 construction producers, traditional services. . . . .		0.017	98.8	99.0	100.9	2.6	1.9	-0.5	0.9	1.9
Inputs to stage 3 construction producers, transportation services. . . . .		0.001	113.0	113.2	116.4	9.8	2.8	0.3	1.1	2.8
Inputs to stage 3 construction producers, transportation of passengers. . . . .		0.001	113.0	113.2	116.4	9.8	2.8	0.3	1.1	2.8
Inputs to stage 3 construction producers, trade services. . . . .		0.177	107.4	105.9	107.1	2.9	1.1	-1.9	0.4	1.1
Stage 2 intermediate demand. . . . .		100.000	116.2	115.8	112.7	9.2	-2.7	-0.6	0.5	-2.7
Inputs to stage 2 goods producers. . . . .		68.275	122.7	122.0	117.4	12.7	-3.8	-0.9	0.7	-3.8
Inputs to stage 2 goods producers, goods. . . . .		58.161	126.6	125.8	120.3	14.8	-4.4	-0.8	0.6	-4.4
Inputs to stage 2 goods producers, food. . . . .		3.458	166.8	167.0	168.4	59.0	0.8	3.5	-4.1	0.8
Inputs to stage 2 goods producers, energy. . . . .		26.469	127.2	123.7	112.8	10.0	-8.8	-2.5	1.4	-8.8
Inputs to stage 2 goods producers, goods excluding foods and energy. . . . .		28.234	122.1	123.5	123.3	15.4	-0.2	0.3	0.2	-0.2
Inputs to stage 2 goods producers, services. . . . .		9.675	102.1	102.4	102.2	1.3	-0.2	-2.1	2.0	-0.2
Inputs to stage 2 goods producers, traditional services. . . . .		2.251	97.7	98.0	98.3	-2.2	0.3	1.2	0.2	0.3
Inputs to stage 2 goods producers, transportation services. . . . .		1.422	112.1	117.0	116.9	5.3	-0.1	0.9	3.3	-0.1
Inputs to stage 2 goods producers, transportation of passengers. . . . .		0.001	113.0	113.2	116.4	9.8	2.8	0.3	1.1	2.8
Inputs to stage 2 goods producers, transportation of goods. . . . .		1.421	112.1	117.0	116.9	5.3	-0.1	0.9	3.3	-0.1
Inputs to stage 2 goods producers, trade services. . . . .		6.002	101.7	101.2	100.9	1.9	-0.3	-4.1	2.3	-0.3
Inputs to stage 2 goods producers, construction. . . . .		0.439	101.7	102.9	102.7	1.5	-0.2	-0.1	0.5	-0.2
Inputs to stage 2 services producers. . . . .		31.725	103.2	103.4	103.5	2.3	0.1	0.1	0.1	0.1
Inputs to stage 2 services producers, goods. . . . .		3.698	111.8	112.7	112.0	8.4	-0.6	0.0	0.1	-0.6
Inputs to stage 2 services producers, food. . . . .		-	-	-	-	-	-	-	-	-
Inputs to stage 2 services producers, energy. . . . .		0.830	147.3	149.7	145.4	28.2	-2.9	-0.3	-0.5	-2.9
Inputs to stage 2 services producers, goods excluding foods and energy. . . . .		2.868	103.4	103.9	104.1	3.2	0.2	0.2	0.2	0.2
Inputs to stage 2 services producers, services. . . . .		27.791	102.1	102.3	102.5	1.5	0.2	0.1	0.2	0.2
Inputs to stage 2 services producers, traditional services. . . . .		24.848	102.1	102.2	102.3	1.2	0.1	0.1	0.2	0.1
Inputs to stage 2 services producers, transportation services. . . . .		1.657	102.8	104.2	104.2	3.1	0.0	0.0	0.3	0.0
Inputs to stage 2 services producers, transportation of passengers. . . . .		0.010	113.0	113.2	116.4	9.8	2.8	0.3	1.1	2.8
Inputs to stage 2 services producers, transportation of goods. . . . .		1.647	102.7	104.2	104.2	3.1	0.0	0.0	0.3	0.0
Inputs to stage 2 services producers, trade services. . . . .		1.286	102.6	101.3	102.8	3.6	1.5	-0.4	-0.6	1.5
Inputs to stage 2 services producers, construction. . . . .		0.235	101.7	102.9	102.7	1.5	-0.2	-0.1	0.5	-0.2
Stage 1 intermediate demand. . . . .		100.000	116.4	118.6	118.2	11.2	-0.3	0.4	0.7	-0.3
Inputs to stage 1 goods producers. . . . .		48.140	126.6	129.0	128.3	17.5	-0.5	0.6	1.1	-0.5
Inputs to stage 1 goods producers, goods. . . . .		40.168	132.3	135.1	134.4	20.5	-0.5	0.8	1.2	-0.5
Inputs to stage 1 goods producers, food. . . . .		0.820	137.1	137.9	140.5	26.3	1.9	0.6	-0.2	1.9

See footnotes at end of table.

**Table 12. Experimental producer price indexes and percent changes for intermediate demand by production flow<sup>1</sup> — Continued**  
 [Nov. 2009=100, unless otherwise indicated]

Grouping	Other index base	Relative Importance Dec. 2010 <sup>2</sup>	Unadjusted index			Unadjusted percent change to Aug. 2011 from:		Unadjusted percent change from:		
			Apr. 2011 <sup>3</sup>	July 2011 <sup>3</sup>	Aug. 2011 <sup>3</sup>	Aug. 2010	July 2011	May to June	June to July	July to Aug.
Inputs to stage 1 goods producers, energy.....		12.586	114.6	121.5	119.7	12.3	-1.5	-0.7	5.1	-1.5
Inputs to stage 1 goods producers, goods excluding foods and energy.....		26.762	141.9	142.5	142.2	24.5	-0.2	1.4	-0.5	-0.2
Inputs to stage 1 goods producers, services.....		7.950	102.1	103.0	102.5	2.9	-0.5	-0.5	0.9	-0.5
Inputs to stage 1 goods producers, traditional services.....		1.866	99.9	100.6	101.4	0.8	0.8	0.4	0.5	0.8
Inputs to stage 1 goods producers, transportation services.....		1.600	111.0	113.1	112.8	9.2	-0.3	0.5	-0.1	-0.3
Inputs to stage 1 goods producers, transportation of passengers.....		0.044	112.9	113.2	116.3	9.8	2.7	0.3	1.2	2.7
Inputs to stage 1 goods producers, transportation of goods.....		1.556	110.9	113.1	112.7	9.1	-0.4	0.6	-0.2	-0.4
Inputs to stage 1 goods producers, trade services.....		4.484	100.0	100.6	99.6	1.6	-1.0	-1.2	1.4	-1.0
Inputs to stage 1 goods producers, construction....		0.022	101.7	102.9	102.7	1.5	-0.2	-0.1	0.5	-0.2
Inputs to stage 1 services producers.....		44.250	107.3	109.5	109.4	5.1	-0.1	0.5	0.2	-0.1
Inputs to stage 1 services producers, goods.....		16.933	112.8	118.0	117.1	7.2	-0.8	0.9	0.4	-0.8
Inputs to stage 1 services producers, food.....		0.063	105.7	105.1	108.1	10.1	2.9	-1.0	1.2	2.9
Inputs to stage 1 services producers, energy.....		13.035	115.7	122.4	121.1	8.2	-1.1	1.1	0.5	-1.1
Inputs to stage 1 services producers, goods excluding foods and energy.....		3.835	103.6	103.9	104.1	2.8	0.2	0.1	0.3	0.2
Inputs to stage 1 services producers, services.....		27.286	104.5	104.9	105.2	3.4	0.3	0.3	0.0	0.3
Inputs to stage 1 services producers, traditional services.....		24.387	103.9	104.3	104.6	3.1	0.3	0.2	0.0	0.3
Inputs to stage 1 services producers, transportation services.....		1.847	114.4	116.0	116.2	9.7	0.2	0.7	0.4	0.2
Inputs to stage 1 services producers, transportation of passengers.....		0.340	112.7	113.0	116.1	9.6	2.7	0.3	1.1	2.7
Inputs to stage 1 services producers, transportation of goods.....		1.506	114.8	116.7	116.3	9.8	-0.3	0.8	0.3	-0.3
Inputs to stage 1 services producers, trade services.....		1.052	102.4	101.7	102.6	3.1	0.9	0.2	-0.4	0.9
Inputs to stage 1 services producers, construction..		0.031	101.7	102.9	102.7	1.5	-0.2	-0.1	0.5	-0.2
Inputs to stage 1 construction producers.....		7.610	110.5	111.6	111.2	7.8	-0.4	-0.3	0.3	-0.4
Inputs to stage 1 construction producers, goods....		5.381	113.3	114.9	114.1	9.7	-0.7	-0.2	0.3	-0.7
Inputs to stage 1 construction producers, energy.....		0.981	152.5	155.0	148.6	32.6	-4.1	-2.6	-0.7	-4.1
Inputs to stage 1 construction producers, goods excluding foods and energy.....		4.400	106.3	107.8	108.0	5.2	0.2	0.6	0.6	0.2
Inputs to stage 1 construction producers, services..		2.229	104.0	103.9	104.6	3.2	0.7	-0.8	0.3	0.7
Inputs to stage 1 construction producers, traditional services.....		0.735	101.6	101.9	102.6	2.5	0.7	-0.1	0.3	0.7
Inputs to stage 1 construction producers, transportation services.....		0.422	107.8	108.1	108.2	6.5	0.1	0.1	-0.3	0.1
Inputs to stage 1 construction producers, transportation of passengers.....		0.014	113.0	113.2	116.4	9.8	2.8	0.3	1.1	2.8
Inputs to stage 1 construction producers, transportation of goods.....		0.407	107.6	107.9	107.9	6.4	0.0	0.1	-0.4	0.0
Inputs to stage 1 construction producers, trade services.....		1.073	104.2	103.6	104.6	2.4	1.0	-1.5	0.5	1.0
<b>Special Groupings</b>										
Total goods inputs to stage 4 intermediate demand....	04/10	55.022	107.7	108.9	108.6	7.8	-0.3	0.1	0.2	-0.3
Total services inputs to stage 4 intermediate demand....	04/10	44.607	102.6	102.9	103.3	2.6	0.4	0.3	0.1	0.4
Total construction inputs to stage 4 intermediate demand.....	04/10	0.371	100.9	102.0	101.8	1.4	-0.2	-0.1	0.4	-0.2
Total foods inputs to stage 4 intermediate demand.....	04/10	4.958	116.8	117.6	119.1	17.1	1.3	1.0	-0.2	1.3
Total energy goods inputs to stage 4 intermediate demand.....	04/10	8.889	121.4	124.3	121.5	19.6	-2.3	-1.3	0.2	-2.3
Total goods less food and energy inputs to stage 4 intermediate demand.....	04/10	41.175	103.8	104.8	104.8	4.4	0.0	0.3	0.3	0.0
Total goods inputs to stage 3 intermediate demand....	04/10	57.751	112.4	113.7	113.8	12.7	0.1	0.4	0.4	0.1
Total services inputs to stage 3 intermediate demand....	04/10	41.724	102.7	102.9	102.8	2.0	-0.1	0.4	0.0	-0.1
Total construction inputs to stage 3 intermediate demand.....	04/10	0.526	100.9	102.0	101.8	1.4	-0.2	-0.1	0.4	-0.2
Total foods inputs to stage 3 intermediate demand.....	04/10	13.122	122.4	122.2	126.2	22.6	3.3	2.2	-0.5	3.3
Total energy goods inputs to stage 3 intermediate demand.....	04/10	10.917	120.9	124.4	121.0	17.4	-2.7	-1.0	1.0	-2.7
Total goods less food and energy inputs to stage 3 intermediate demand.....	04/10	33.712	106.1	107.3	107.2	7.5	-0.1	0.0	0.5	-0.1
Total goods inputs to stage 2 intermediate demand....	04/10	61.859	120.0	119.3	114.4	14.4	-4.1	-0.7	0.4	-4.1
Total services inputs to stage 2 intermediate demand....	04/10	37.466	101.7	101.9	102.0	1.5	0.1	-0.5	0.6	0.1
Total construction inputs to stage 2 intermediate demand.....	04/10	0.674	100.9	102.0	101.8	1.4	-0.2	-0.1	0.4	-0.2
Total foods inputs to stage 2 intermediate demand.....	04/10	3.458	167.4	167.6	169.0	59.0	0.8	3.5	-4.1	0.8

See footnotes at end of table.

**Table 12. Experimental producer price indexes and percent changes for intermediate demand by production flow<sup>1</sup> — Continued**  
 [Nov. 2009=100, unless otherwise indicated]

Grouping	Other index base	Relative Importance Dec. 2010 <sup>2</sup>	Unadjusted index			Unadjusted percent change to Aug. 2011 from:		Unadjusted percent change from:		
			Apr. 2011 <sup>3</sup>	July 2011 <sup>3</sup>	Aug. 2011 <sup>3</sup>	Aug. 2010	July 2011	May to June	June to July	July to Aug.
Total energy goods inputs to stage 2 intermediate demand.....	04/10	27.299	124.1	120.9	110.4	10.5	-8.7	-2.4	1.3	-8.7
Total goods less food and energy inputs to stage 2 intermediate demand.....	04/10	31.102	112.7	113.9	113.7	14.3	-0.2	0.4	0.2	-0.2
Total goods inputs to stage 1 intermediate demand.....	04/10	62.482	112.4	115.5	114.8	16.1	-0.6	0.7	1.0	-0.6
Total services inputs to stage 1 intermediate demand.....	04/10	37.465	103.0	103.5	103.7	3.4	0.2	0.0	0.2	0.2
Total construction inputs to stage 1 intermediate demand.....	04/10	0.053	101.0	100.3	101.1	3.1	0.8	0.1	-0.3	0.8
Total foods inputs to stage 1 intermediate demand.....	04/10	0.883	126.5	127.1	129.6	25.1	2.0	0.5	-0.2	2.0
Total energy goods inputs to stage 1 intermediate demand.....	04/10	26.602	111.8	118.2	116.6	11.0	-1.4	0.2	2.5	-1.4
Total goods less food and energy inputs to stage 1 intermediate demand.....	04/10	34.997	112.1	112.7	112.6	19.5	-0.1	1.3	-0.4	-0.1

1 Further information about these experimental producer price indexes is available online at <https://www.bls.gov/ppi/experimentalaggregation.htm>

2 Comprehensive relative importance figures are initially computed after the publication of December indexes and are recalculated after final December indexes are available. Individual items and subtotals may not add exactly to totals because of rounding differences.

3 The indexes for April 2011 have been recalculated to incorporate late reports and corrections by respondents. All indexes are subject to revision 4 months after original publication.

"-" Data not available.



**Table 13. Experimental producer price indexes and percent changes for selected commodity groupings by final demand category<sup>1</sup>**  
 [1982=100, unless otherwise indicated]

Grouping	Commodity code	Other index base	Unadjusted index			Unadjusted percent change to Aug. 2011 from:		Unadjusted percent change from:		
			Apr. 2011 <sup>2</sup>	July 2011 <sup>2</sup>	Aug. 2011 <sup>2</sup>	Aug. 2010	July 2011	May to June	June to July	July to Aug.
<b>Final demand.....</b>		11/09	105.9	106.2	106.4	4.4	0.2	-0.1	0.1	0.2
Final demand goods.....		11/09	110.5	111.1	110.7	7.6	-0.4	-0.4	0.3	-0.4
Final demand foods.....		11/09	112.4	112.6	113.6	10.9	0.9	1.0	0.1	0.9
Fresh fruits and melons.....	01-11		118.6	118.5	115.0	3.1	-3.0	11.8	0.6	-3.0
Fresh and dry vegetables.....	01-13		179.2	154.1	167.8	6.3	8.9	19.6	-18.1	8.9
Eggs for fresh use.....	01-71-07	12/91	148.2	128.1	148.5	37.8	15.9	-0.2	4.5	15.9
Bakery products.....	02-11		250.8	254.8	254.5	4.8	-0.1	0.0	1.3	-0.1
Milled rice.....	02-13		193.4	194.5	198.5	17.8	2.1	0.4	1.7	2.1
Pasta products.....	02-14-02	06/85	181.0	183.5	187.2	10.8	2.0	1.6	-0.3	2.0
Beef and veal.....	02-21-01		189.1	178.0	180.1	17.2	1.2	-5.8	2.7	1.2
Pork.....	02-21-04		160.3	161.5	170.5	16.0	5.6	-0.3	1.8	5.6
Processed young chickens.....	02-22-03		142.9	140.8	143.2	-3.9	1.7	-1.6	-1.6	1.7
Processed turkeys.....	02-22-06		145.4	148.1	150.7	14.1	1.8	0.4	0.1	1.8
Finfish and shellfish.....	02-23		296.2	289.7	286.2	6.5	-1.2	-3.1	2.4	-1.2
Dairy products.....	02-3		192.9	204.5	208.2	17.8	1.8	2.4	2.9	1.8
Processed fruits and vegetables.....	02-4		179.9	183.5	186.7	5.8	1.7	0.1	1.7	1.7
Confectionery end products.....	02-55		248.9	253.2	252.0	7.1	-0.5	0.9	0.1	-0.5
Soft drinks.....	02-62		182.6	187.4	187.1	2.5	-0.2	2.0	-1.1	-0.2
Roasted coffee.....	02-63-01		216.3	235.6	233.5	20.3	-0.9	2.6	2.2	-0.9
Shortening and cooking oils.....	02-78		303.9	307.7	308.2	33.0	0.2	0.6	-0.7	0.2
Frozen specialties.....	02-85		179.3	181.7	181.5	2.9	-0.1	0.3	0.4	-0.1
Final demand energy.....		11/09	131.1	131.8	128.2	17.7	-2.7	-3.7	0.6	-2.7
Liquefied petroleum gas.....	05-32		391.2	425.6	399.9	47.6	-6.0	-4.5	2.5	-6.0
Residential electric power.....	05-41	12/90	156.4	163.2	162.6	1.1	-0.4	0.9	2.0	-0.4
Residential gas.....	05-51	12/90	200.8	204.5	203.7	-2.0	-0.4	1.2	1.7	-0.4
Gasoline.....	05-71		321.9	312.5	298.1	32.8	-4.6	-8.8	-0.5	-4.6
Home heating oil and distillates.....	05-73-02		296.8	279.3	277.7	37.0	-0.6	-2.1	-1.4	-0.6
Final demand goods less foods and energy.....		11/09	104.5	105.2	105.2	3.7	0.0	0.3	0.3	0.0
Alcoholic beverages.....	02-61		179.8	179.7	179.6	3.4	-0.1	0.1	-0.1	-0.1
Pet food.....	02-94-02		232.2	233.9	234.4	5.3	0.2	0.2	-0.3	0.2
Women's, girls', and infants' apparel.....	03-81-06	12/03	102.6	102.8	103.3	1.8	0.5	0.0	0.0	0.5
Men's and boys' apparel.....	03-81-07	12/03	104.2	105.5	107.1	5.2	1.5	0.7	0.6	1.5
Textile housefurnishings.....	03-82		135.9	141.8	142.2	8.1	0.3	1.3	0.4	0.3
Footwear.....	04-3		166.6	167.6	169.2	4.1	1.0	0.2	0.4	1.0
Pharmaceutical preparations.....	06-38	06/01	160.9	160.5	160.4	3.0	-0.1	-1.0	0.9	-0.1
Soaps and synthetic detergents.....	06-71		162.4	164.0	164.6	2.2	0.4	0.4	0.0	0.4
Cleaning and polishing products.....	06-72	06/83	163.5	164.1	164.3	1.8	0.1	0.2	0.1	0.1
Cosmetics and other toiletries.....	06-75		151.7	152.1	152.1	0.8	0.0	-0.1	0.2	0.0
Tires, tubes, tread, etc.....	07-12		153.5	155.7	157.7	12.6	1.3	0.1	0.3	1.3
Sanitary paper products.....	09-15-01		182.7	184.5	185.4	3.3	0.5	0.1	0.4	0.5
Agricultural machinery and equipment.....	11-1		207.7	209.4	209.7	3.0	0.1	0.1	0.0	0.1
Construction machinery and equipment.....	11-2		195.6	198.4	198.8	3.9	0.2	0.5	0.7	0.2
Metal cutting machine tools.....	11-37		177.4	183.0	183.2	4.7	0.1	0.5	2.6	0.1
Metal forming machine tools.....	11-38		201.9	203.6	203.2	0.5	-0.2	0.5	0.1	-0.2
Metalworking tools, dies, jigs, fixtures, and ind. molds.....	11-39		145.5	147.3	147.6	3.1	0.2	0.9	0.3	0.2
Pumps, compressors, and equipment.....	11-41		222.7	224.0	224.3	4.0	0.1	0.1	0.3	0.1
Industrial material handling equipment.....	11-44		187.2	188.7	188.5	2.7	-0.1	0.2	0.4	-0.1
Electronic computers.....	11-51	12/04	27.4	26.7	26.0	-13.3	-2.6	-1.1	0.4	-2.6
Textile machinery.....	11-62		167.0	167.2	167.2	1.0	0.0	0.0	-0.1	0.0
Paper industries machinery.....	11-64	06/82	200.0	200.8	200.7	1.3	0.0	0.0	0.0	0.0
Printing trades machinery.....	11-65		155.9	156.3	156.2	0.5	-0.1	0.3	-0.1	-0.1
Transformers and power regulators.....	11-74		231.2	230.8	231.0	3.6	0.1	-0.8	0.0	0.1
Communication and related equipment.....	11-76	12/85	106.1	106.2	106.6	0.9	0.4	-0.1	0.1	0.4
X-ray and electromedical equipment.....	11-79-05		88.2	88.9	88.5	-1.0	-0.4	0.2	0.2	-0.4
Oil field and gas field machinery.....	11-91		204.1	206.7	206.7	3.2	0.0	-0.1	1.4	0.0
Mining machinery and equipment.....	11-92		231.6	232.6	235.3	6.2	1.2	-0.1	1.6	1.2
Office and store machines and equipment.....	11-93		121.7	121.9	122.3	1.2	0.3	0.0	0.0	0.3
Household furniture.....	12-1		190.2	190.9	191.9	2.0	0.5	0.3	0.1	0.5
Commercial furniture.....	12-2		201.0	202.7	200.5	1.6	-1.1	0.1	0.3	-1.1
Floor coverings.....	12-3		174.0	175.8	176.9	3.6	0.6	1.3	0.2	0.6
Household appliances.....	12-4		111.1	111.6	111.9	1.5	0.3	0.3	0.2	0.3
Home electronic equipment.....	12-5		52.0	52.0	52.6	-0.4	1.2	0.0	0.0	1.2
Household glassware.....	12-62		204.2	204.2	204.2	2.5	0.0	0.0	0.0	0.0
Household flatware.....	12-64		212.9	218.9	218.9	17.2	0.0	-1.9	4.6	0.0
Lawn/garden equipment ex. garden tractors.....	12-66		139.5	139.4	139.5	-1.8	0.1	-0.3	0.0	0.1
Passenger cars.....	14-11-01		129.6	129.5	129.3	1.2	-0.2	0.2	-0.2	-0.2

See footnotes at end of table.

**Table 13. Experimental producer price indexes and percent changes for selected commodity groupings by final demand category<sup>1</sup> — Continued**  
 [1982=100, unless otherwise indicated]

Grouping	Commodity code	Other index base	Unadjusted index			Unadjusted percent change to Aug. 2011 from:		Unadjusted percent change from:		
			Apr. 2011 <sup>2</sup>	July 2011 <sup>2</sup>	Aug. 2011 <sup>2</sup>	Aug. 2010	July 2011	May to June	June to July	July to Aug.
Light motor trucks.....	14-11-05		154.3	152.2	151.9	0.9	-0.2	0.2	-0.6	-0.2
Heavy motor trucks.....	14-11-06		198.5	199.2	200.1	1.4	0.5	-0.6	0.1	0.5
Truck trailers.....	14-14		189.0	190.1	190.3	4.9	0.1	1.1	-1.1	0.1
Travel trailers and campers.....	14-16	06/84	169.8	171.5	172.0	2.4	0.3	0.8	0.3	0.3
Civilian aircraft.....	14-21-02	12/85	241.7	244.3	245.5	2.5	0.5	0.4	0.4	0.5
Ships.....	14-31	12/85	219.1	221.4	221.6	2.5	0.1	1.0	0.2	0.1
Railroad equipment.....	14-4		186.6	187.4	187.4	1.6	0.0	-0.6	0.9	0.0
Toys, games, and children's vehicles.....	15-11		143.1	147.1	143.5	2.4	-2.4	2.1	2.6	-2.4
Sporting and athletic goods.....	15-12		132.9	133.3	133.2	-1.0	-0.1	-1.0	0.2	-0.1
Cigarettes.....	15-21		721.5	744.9	744.9	6.4	0.0	0.1	3.2	0.0
Mobile homes.....	15-5		234.1	235.6	236.3	2.1	0.3	0.1	0.2	0.3
Jewelry, platinum and karat gold.....	15-94-02		211.7	222.5	227.1	19.8	2.1	7.3	-1.6	2.1
Costume jewelry and novelties.....	15-94-04		161.3	163.2	164.2	2.8	0.6	-0.2	1.2	0.6
Final demand services.....		11/09	103.3	103.4	104.1	2.7	0.7	0.3	-0.2	0.7
Final demand traditional services.....		11/09	102.2	102.6	102.8	1.6	0.2	0.4	0.3	0.2
Sales of books.....	33-11		320.9	324.8	324.8	2.3	0.0	0.2	0.4	0.0
Sales and subscriptions of periodical and newspapers.....	33-12	06/09	103.2	104.2	102.9	0.7	-1.2	0.6	-0.2	-1.2
Application software publishing.....	34-2	06/09	97.9	98.3	97.5	-0.9	-0.8	-0.1	1.4	-0.8
Residential wired telecommunication services.....	37-11	06/09	104.7	106.6	107.3	3.2	0.7	0.0	1.1	0.7
Cell phone and other wireless services, ex. paging.....	37-21	03/09	90.8	90.5	91.0	-3.6	0.6	-0.5	-0.2	0.6
Internet access services.....	37-4	03/09	97.6	97.9	97.6	0.1	-0.3	-0.3	0.0	-0.3
Consumer loans (partial).....	39-12	06/09	133.6	127.3	129.5	8.7	1.7	4.7	-3.2	1.7
Deposit services (partial).....	39-2	04/09	59.7	61.7	61.3	-21.1	-0.6	4.0	3.7	-0.6
Other credit intermediation services, including trust services.....	39-3	04/09	102.0	102.6	102.3	2.9	-0.3	-1.3	1.3	-0.3
Securities brokerage, dealing, investment advice, and related services.....	40-11	06/09	105.5	104.8	105.5	2.7	0.7	0.1	0.0	0.7
Portfolio management.....	40-2	12/08	126.8	127.2	126.9	13.6	-0.2	-0.4	-0.7	-0.2
Life insurance.....	41-11-01	03/09	101.3	101.7	101.7	1.7	0.0	0.1	0.3	0.0
Disability insurance, including accidental death.....	41-11-02	03/09	101.8	101.8	101.8	2.1	0.0	0.0	0.0	0.0
Health and medical insurance.....	41-11-03	03/09	110.1	110.1	110.2	3.6	0.1	0.0	0.1	0.1
Property and casualty insurance.....	41-11-04	03/09	104.6	104.8	105.2	2.8	0.4	0.0	0.4	0.4
Annuities.....	41-2	03/09	108.2	109.4	110.1	4.4	0.6	1.4	0.8	0.6
Residential properties sales and leases.....	43-21	12/08	94.9	95.0	94.0	-2.3	-1.1	-1.2	0.5	-1.1
Passenger car rental.....	44-1	03/09	92.0	106.1	106.5	7.5	0.4	9.3	13.0	0.4
Legal services.....	45-1	03/09	107.1	107.4	107.4	3.0	0.0	0.0	0.2	0.0
Tax preparation and planning.....	45-21-02	04/09	102.0	100.8	102.1	-0.3	1.3	-0.4	0.6	1.3
Architectural and engineering services.....	45-3	06/09	100.6	101.1	101.4	1.2	0.3	0.5	-0.1	0.3
Arrangement of flights.....	47-1	06/09	103.6	103.6	103.6	0.0	0.0	0.0	0.0	0.0
Arrangement of vehicle rentals and lodging.....	47-2	12/08	90.1	90.1	89.9	-0.4	-0.2	2.0	-0.7	-0.2
Arrangement of cruises and tours (partial).....	47-3	12/08	100.9	100.9	100.9	0.0	0.0	0.0	0.0	0.0
Physician care.....	51-11-01	03/09	104.7	104.8	104.9	1.5	0.1	-0.2	0.4	0.1
Medical labs and diagnostic imaging.....	51-11-02	03/09	99.7	99.7	100.0	0.4	0.3	-0.1	0.0	0.3
Home health and hospice care.....	51-11-03	12/08	101.7	101.8	101.7	0.1	-0.1	-0.1	0.0	-0.1
Hospital outpatient care.....	51-11-04	12/08	108.7	109.0	108.9	2.7	-0.1	0.3	0.0	-0.1
Hospital inpatient care.....	51-21-01	12/08	108.6	109.1	109.8	2.5	0.6	0.1	0.6	0.6
Nursing home care.....	51-21-02	12/08	106.9	107.6	107.1	3.3	-0.5	0.0	0.6	-0.5
Computer training school services.....	52-1	12/08	101.1	101.1	101.1	0.9	0.0	0.0	0.0	0.0
Traveler accommodation services.....	53-11	06/09	97.8	98.8	100.6	3.5	1.8	1.6	-0.9	1.8
Food and beverage for immediate consumption services (partial).....	54-1	06/09	102.0	102.0	102.2	1.4	0.2	-0.1	-0.2	0.2
Motor vehicle repair and maintenance (partial).....	55-2	12/08	109.9	110.1	110.0	2.9	-0.1	1.9	0.2	-0.1
Membership dues and admissions and recreation facility use fees (partial).....	56-1	06/09	103.7	104.4	104.6	2.2	0.2	1.4	0.2	0.2
Recreational activity instruction fees (partial).....	56-2	12/08	104.2	104.2	104.0	2.3	-0.2	0.0	0.0	-0.2
Gaming receipts (partial).....	56-3	12/08	105.9	106.0	108.4	4.4	2.3	-0.7	0.0	2.3
Final demand transportation services.....		11/09	110.2	111.0	111.5	7.4	0.5	0.3	0.2	0.5
Rail transportation of freight and mail.....	30-11	12/08	110.0	112.8	112.3	10.2	-0.4	0.8	-0.2	-0.4
Truck transportation of freight.....	30-12	06/09	108.2	108.6	108.5	6.3	-0.1	0.1	-0.3	-0.1
Air transportation of freight.....	30-14	12/08	110.0	110.8	109.9	9.8	-0.8	0.3	0.4	-0.8
Rail transportation of passengers.....	30-21	12/08	103.7	105.2	104.9	2.3	-0.3	1.2	0.0	-0.3
Airline passengers services.....	30-22	12/08	111.0	111.3	114.4	9.9	2.8	0.2	1.2	2.8
Final demand trade services <sup>3</sup> .....		11/09	104.1	103.4	105.0	3.8	1.5	0.0	-1.3	1.5
Machinery and equipment wholesaling.....	57-1	06/09	101.9	102.7	104.6	5.2	1.9	1.7	-1.1	1.9
Furnishings wholesaling.....	57-2	03/09	75.7	78.7	79.2	-5.9	0.6	8.5	0.6	0.6
Chemicals and allied products wholesaling.....	57-5	03/09	102.1	101.1	101.8	0.4	0.7	2.6	-1.3	0.7
Paper and plastics products wholesaling.....	57-6	03/09	92.7	98.0	88.3	-2.5	-9.9	4.2	4.6	-9.9

See footnotes at end of table.

**Table 13. Experimental producer price indexes and percent changes for selected commodity groupings by final demand category<sup>1</sup> — Continued**  
 [1982=100, unless otherwise indicated]

Grouping	Commodity code	Other index base	Unadjusted index			Unadjusted percent change to Aug. 2011 from:		Unadjusted percent change from:		
			Apr. 2011 <sup>2</sup>	July 2011 <sup>2</sup>	Aug. 2011 <sup>2</sup>	Aug. 2010	July 2011	May to June	June to July	July to Aug.
Apparel wholesaling.....	57-7	03/09	72.7	89.1	89.1	-11.6	0.0	0.8	22.6	0.0
Food and alcohol wholesaling.....	57-8	06/09	115.7	106.7	110.2	4.7	3.3	-4.5	-2.5	3.3
Food and alcohol retailing.....	58-1	03/09	106.8	109.9	109.5	12.2	-0.4	5.0	-1.3	-0.4
Health and beauty goods retailing, incl. optical. ...	58-2	03/09	110.6	111.3	107.5	-1.8	-3.4	-2.5	2.6	-3.4
Apparel and jewelry retailing.....	58-3	06/09	107.0	102.2	103.8	0.5	1.6	-7.2	-2.4	1.6
Computer hardware, software, and supplies retailing.....	58-4	03/09	86.0	80.4	86.3	-0.7	7.3	0.1	-5.3	7.3
TV, video, and photographic equipment and supplies retailing.....	58-5	03/09	97.2	77.9	84.0	5.3	7.8	-10.0	-3.8	7.8
Automobiles and automobile parts retailing.....	58-6	06/09	110.3	109.4	112.1	6.6	2.5	-1.9	-0.4	2.5
Manufactured (mobile) homes retailing.....	58-7	03/09	103.5	101.9	101.8	8.5	-0.1	6.7	0.5	-0.1
RVs, trailers, and campers retailing.....	58-8	03/09	108.2	108.0	105.6	1.0	-2.2	-0.3	-0.8	-2.2
Sporting goods, including boats retailing.....	58-9	03/09	96.3	98.0	98.1	2.2	0.1	0.0	0.6	0.1
Lawn, garden, and farm equipment and supplies retailing.....	58-A	03/09	93.6	97.1	94.7	2.3	-2.5	-2.4	2.6	-2.5
Furniture retailing.....	58-B	03/09	96.7	100.0	101.2	0.8	1.2	8.5	-2.8	1.2
Flooring and floor coverings retailing.....	58-C	03/09	111.6	120.6	115.0	8.5	-4.6	5.4	3.1	-4.6
Hardware, building materials, and supplies retailing.....	58-D	03/09	102.7	102.5	102.1	3.7	-0.4	-1.5	1.4	-0.4
Major household appliances retailing.....	58-E	03/09	92.1	78.1	92.2	-4.6	18.1	-8.6	-4.6	18.1
Fuels and lubricants retailing.....	58-F	06/09	98.4	94.2	119.3	14.6	26.6	-0.7	-21.4	26.6
Cleaning supplies and paper products retailing. ...	58-G	03/09	123.4	116.7	120.4	7.1	3.2	0.0	-4.7	3.2
Book retailing.....	58-H	03/09	108.3	101.8	102.5	-3.5	0.7	-6.2	0.3	0.7
Final demand construction.....		11/09	101.8	102.9	102.9	2.7	0.0	-0.1	1.1	0.0
New warehouse building construction.....	80-11-01	12/04	125.4	126.9	126.9	2.7	0.0	0.0	1.2	0.0
New school building construction.....	80-11-02	12/05	134.0	135.5	135.5	3.2	0.0	-0.1	1.0	0.0
New office building construction.....	80-11-03	06/06	114.1	115.2	115.2	2.6	0.0	-0.1	1.1	0.0
New industrial building construction.....	80-11-04	06/07	106.4	107.9	107.7	2.2	-0.2	0.0	1.4	-0.2

1 Further information about these experimental producer price indexes is available online at <https://www.bls.gov/ppi/experimentalaggregation.htm>

2 The indexes for April 2011 have been recalculated to incorporate late reports and corrections by respondents. All indexes are subject to revision 4 months after original publication.

3 Trade indexes measure changes in margins received by wholesalers and retailers.

"-" Data not available.

**Table 14. Experimental producer price indexes and percent changes for selected commodity groupings of intermediate demand by commodity type category<sup>1</sup>**  
 [1982=100, unless otherwise indicated]

Grouping	Commodity code	Other index base	Unadjusted index			Unadjusted percent change to Aug. 2011 from:		Unadjusted percent change from:		
			Apr. 2011 <sup>2</sup>	July 2011 <sup>2</sup>	Aug. 2011 <sup>2</sup>	Aug. 2010	July 2011	May to June	June to July	July to Aug.
<b>Processed goods for intermediate demand.....</b>			201.0	204.3	203.0	10.4	-0.6	0.0	0.5	-0.6
Processed foods and feeds.....			192.3	194.9	197.5	15.4	1.3	0.5	0.5	1.3
Flour.....	02-12-03		232.0	222.4	221.7	13.6	-0.3	-2.1	-0.9	-0.3
Meats.....	02-21		174.5	170.1	174.2	14.9	2.4	-2.7	1.7	2.4
Processed poultry.....	02-22		140.6	138.9	141.9	-0.8	2.2	-0.8	-0.9	2.2
Dairy products.....	02-3		192.9	204.5	208.2	17.8	1.8	2.4	2.9	1.8
Processed fruits and vegetables.....	02-4		179.9	183.5	186.7	5.8	1.7	0.1	1.7	1.7
Refined sugar and byproducts.....	02-53		200.0	215.3	204.1	15.2	-5.2	6.1	0.2	-5.2
Confectionary materials.....	02-54		184.6	186.4	187.0	10.6	0.3	0.4	0.5	0.3
Other beverage materials.....	02-64-01		202.7	202.9	202.9	1.0	0.0	-0.2	0.1	0.0
Fats and oils.....	02-7		302.6	312.2	316.3	36.3	1.3	1.4	-0.4	1.3
Processed eggs.....	02-83		162.4	155.7	177.1	44.9	13.7	-5.6	3.7	13.7
Prepared animal feeds.....	02-9		204.4	206.5	208.4	22.9	0.9	1.4	-1.6	0.9
Processed materials less foods and feeds.....			202.0	205.3	203.6	10.2	-0.8	0.0	0.4	-0.8
Synthetic fibers.....	03-1		114.9	119.3	119.2	8.6	-0.1	-0.8	5.9	-0.1
Processed yarns and threads.....	03-2		165.1	158.3	158.5	22.4	0.1	-2.0	-2.2	0.1
Gray fabrics.....	03-3		146.2	156.1	151.9	15.7	-2.7	1.9	5.3	-2.7
Finished fabrics.....	03-4		145.5	147.1	151.5	9.8	3.0	-0.3	-2.0	3.0
Industrial textile products.....	03-83-03		153.5	154.2	154.5	3.3	0.2	0.2	0.1	0.2
Leather.....	04-2		263.4	267.8	268.0	13.7	0.1	1.1	0.3	0.1
Liquefied petroleum gas.....	05-32		391.2	425.6	399.9	47.6	-6.0	-4.5	2.5	-6.0
Commercial electric power.....	05-42		180.0	189.9	190.9	0.2	0.5	1.1	1.2	0.5
Industrial electric power.....	05-43		194.1	216.0	217.0	8.1	0.5	1.5	7.9	0.5
Commercial natural gas.....	05-52	12/90	201.2	202.8	202.6	-6.8	-0.1	1.6	1.1	-0.1
Industrial natural gas.....	05-53	12/90	201.8	194.9	194.9	-4.3	0.0	-1.4	0.8	0.0
Natural gas to electric utilities.....	05-54	12/90	169.0	165.8	159.1	-10.4	-4.0	4.1	-1.6	-4.0
Gasoline.....	05-71		321.9	312.5	298.1	32.8	-4.6	-8.8	-0.5	-4.6
Jet fuel.....	05-72-03		320.1	318.8	312.9	46.6	-1.9	-5.0	0.2	-1.9
No 2 diesel fuel.....	05-73-03		339.8	327.6	307.2	32.9	-6.2	1.4	-1.8	-6.2
Residual fuels.....	05-74		287.6	288.0	285.5	34.9	-0.9	-1.2	-1.1	-0.9
Basic inorganic chemicals.....	06-13		296.7	302.7	312.3	24.4	3.2	0.0	0.0	3.2
Basic organic chemicals.....	06-14		341.8	347.7	343.5	30.2	-1.2	2.4	-1.6	-1.2
Prepared paint.....	06-21		247.1	248.7	248.9	4.8	0.1	0.2	0.3	0.1
Paint materials.....	06-22		255.7	258.4	260.3	14.6	0.7	1.2	4.4	0.7
Medicinal and botanical chemicals.....	06-31		176.6	176.0	175.7	-0.2	-0.2	-0.6	0.4	-0.2
Fats and oils, inedible.....	06-4		355.3	359.1	348.8	50.1	-2.9	0.4	0.1	-2.9
Mixed fertilizers.....	06-51		196.5	196.1	195.6	11.3	-0.3	0.1	0.4	-0.3
Nitrogenates.....	06-52-01		334.1	351.8	351.2	47.9	-0.2	2.7	2.0	-0.2
Phosphates.....	06-52-02		302.3	285.5	292.3	33.2	2.4	5.4	-3.4	2.4
Other agricultural chemicals.....	06-53		174.7	175.3	175.5	-0.3	0.1	0.1	0.6	0.1
Plastic resins and materials.....	06-6		229.1	242.8	237.5	12.5	-2.2	-0.8	2.1	-2.2
Synthetic rubber.....	07-11-02		251.0	293.9	303.2	36.6	3.2	3.0	8.0	3.2
Plastic construction products.....	07-21		196.4	201.9	203.4	6.8	0.7	1.5	-0.3	0.7
Unsupported plastic film/sheet/other shapes.....	07-22		208.2	211.9	209.2	4.3	-1.3	0.8	-0.6	-1.3
Parts for manufacturing from plastics.....	07-26		138.0	139.2	138.1	1.4	-0.8	0.8	-0.1	-0.8
Softwood lumber.....	08-11		163.2	158.0	161.3	4.8	2.1	-0.8	0.2	2.1
Hardwood lumber.....	08-12		186.7	187.3	186.5	-3.5	-0.4	0.1	0.9	-0.4
Millwork.....	08-2		209.4	209.6	209.1	0.9	-0.2	0.0	0.0	-0.2
Plywood.....	08-3		177.7	170.8	170.0	-4.1	-0.5	-2.3	-1.4	-0.5
Treated wood.....	08-71-01	06/85	168.7	162.3	168.5	-0.6	3.8	-2.7	1.5	3.8
Woodpulp.....	09-11		197.6	204.6	204.1	3.6	-0.2	0.3	2.6	-0.2
Paper.....	09-13		190.0	192.4	193.0	4.5	0.3	0.7	0.4	0.3
Paperboard.....	09-14		230.6	232.7	231.2	-0.5	-0.6	-0.2	0.1	-0.6
Paper boxes and containers.....	09-15-03		225.6	227.9	226.6	1.4	-0.6	0.1	0.9	-0.6
Building paper and board.....	09-2	06/82	165.2	165.1	162.5	0.4	-1.6	1.2	-0.1	-1.6
Commercial printing.....	09-47		170.0	169.9	170.5	1.4	0.4	-0.1	0.3	0.4
Foundry and forge shop products.....	10-15		200.5	202.0	202.6	5.6	0.3	0.3	0.3	0.3
Steel mill products.....	10-17		221.5	220.3	218.2	14.3	-1.0	-1.7	0.5	-1.0
Primary nonferrous metals.....	10-22		254.5	248.7	247.4	21.3	-0.5	-3.9	2.4	-0.5
Aluminum mill shapes.....	10-25-01		192.2	191.3	192.8	15.0	0.8	0.4	-3.2	0.8
Copper and brass mill shapes.....	10-25-02		496.5	499.7	483.4	21.0	-3.3	0.4	5.6	-3.3
Titanium mill shapes.....	10-25-05		209.7	209.1	211.0	12.6	0.9	-0.3	0.0	0.9
Nonferrous wire and cable.....	10-26		289.9	290.0	291.4	15.0	0.5	0.4	2.3	0.5
Metal containers.....	10-3		151.4	152.8	152.8	-4.7	0.0	0.9	-0.1	0.0
Hardware.....	10-4		198.5	199.5	200.8	3.3	0.7	0.9	0.6	0.7
Plumbing fixtures and brass fittings.....	10-5		235.1	238.9	238.6	2.8	-0.1	0.7	0.2	-0.1
Heating equipment.....	10-6		225.5	229.6	228.8	2.3	-0.3	0.1	1.2	-0.3

See footnotes at end of table.

**Table 14. Experimental producer price indexes and percent changes for selected commodity groupings of intermediate demand by commodity type category<sup>1</sup> — Continued**  
 [1982=100, unless otherwise indicated]

Grouping	Commodity code	Other index base	Unadjusted index			Unadjusted percent change to Aug. 2011 from:		Unadjusted percent change from:		
			Apr. 2011 <sup>2</sup>	July 2011 <sup>2</sup>	Aug. 2011 <sup>2</sup>	Aug. 2010	July 2011	May to June	June to July	July to Aug.
Fabricated structural metal products.....	10-7		211.2	213.6	213.4	5.0	-0.1	0.2	0.5	-0.1
Fabricated ferrous wire products.....	10-88	06/82	215.2	217.7	216.8	4.3	-0.4	0.3	0.6	-0.4
Other miscellaneous metal products.....	10-89		158.4	159.3	159.6	2.9	0.2	0.1	0.3	0.2
Mechanical power transmission equipment.....	11-45		239.1	242.0	241.6	3.7	-0.2	0.4	0.3	-0.2
Air conditioning and refrigeration equipment.....	11-48		167.6	169.9	169.8	3.6	-0.1	0.4	1.1	-0.1
Metal valves, except fluid power.....	11-49-02	12/82	259.2	263.6	264.5	6.6	0.3	0.0	1.5	0.3
Ball and roller bearings.....	11-49-05		231.7	237.5	237.8	3.5	0.1	2.7	-0.2	0.1
Wiring devices.....	11-71		217.6	217.6	218.1	3.3	0.2	0.6	-0.9	0.2
Motors, generators, motor generator sets.....	11-73		200.2	203.5	203.9	6.0	0.2	1.6	0.0	0.2
Switchgear, switchboard, etc. equipment.....	11-75		210.2	211.6	211.5	2.6	0.0	0.7	0.5	0.0
Electronic components and accessories.....	11-78		71.6	71.2	71.2	-2.9	0.0	0.0	0.1	0.0
Internal combustion engines.....	11-94		164.3	163.6	164.4	1.9	0.5	0.0	0.1	0.5
Machine shop products.....	11-95		178.5	179.4	179.3	2.6	-0.1	0.6	-0.1	-0.1
Flat glass.....	13-11		111.9	112.1	114.1	3.7	1.8	0.2	0.0	1.8
Cement.....	13-22		189.8	190.4	186.0	-3.0	-2.3	-0.6	-0.4	-2.3
Concrete products.....	13-3		209.9	210.4	210.1	0.0	-0.1	-0.1	0.1	-0.1
Asphalt felts and coatings.....	13-6		225.3	243.7	240.5	6.0	-1.3	3.4	1.9	-1.3
Gypsum products.....	13-7		202.8	203.3	199.8	-4.7	-1.7	-2.8	-0.6	-1.7
Glass containers.....	13-8		184.0	187.2	187.2	3.3	0.0	2.7	-1.0	0.0
Motor vehicle parts.....	14-12		123.6	124.0	124.2	1.6	0.2	0.1	0.2	0.2
Aircraft engines and parts.....	14-23	12/85	203.7	203.8	203.8	3.1	0.0	-0.1	0.1	0.0
Aircraft parts and auxiliary equipment, n.e.c.....	14-25	06/85	169.9	171.6	171.5	2.4	-0.1	0.1	0.8	-0.1
Photographic supplies.....	15-42		124.4	124.3	124.3	0.1	0.0	-0.1	0.0	0.0
Medical/surgical/personal aid devices.....	15-6		172.2	171.7	171.1	0.8	-0.3	-0.8	0.5	-0.3
<b>Unprocessed goods for intermediate demand.....</b>			261.3	255.9	250.7	18.4	-2.0	0.5	-0.4	-2.0
Unprocessed foodstuffs and feedstuffs.....			193.1	191.4	196.3	28.7	2.6	2.8	-2.0	2.6
Wheat.....	01-21		235.9	209.4	207.6	23.0	-0.9	-2.9	-11.5	-0.9
Corn.....	01-22-02		287.1	279.8	283.2	94.4	1.2	8.4	-7.3	1.2
Slaughter cattle.....	01-31		179.6	166.1	171.0	22.2	3.0	-3.2	0.5	3.0
Slaughter hogs.....	01-32		113.4	116.9	133.0	28.0	13.8	-0.2	4.5	13.8
Slaughter broilers/fryers.....	01-41-02		222.7	210.5	213.2	-1.8	1.3	2.3	-10.3	1.3
Slaughter turkeys.....	01-42		189.9	206.2	209.1	10.2	1.4	6.0	0.0	1.4
Fluid milk.....	01-6		146.5	165.2	164.5	31.7	-0.4	8.3	5.2	-0.4
Oilseeds.....	01-83-01		241.7	251.3	242.1	27.4	-3.7	3.2	-0.2	-3.7
Raw cane sugar and byproducts.....	02-52-01		200.6	193.0	205.7	13.4	6.6	-1.7	0.7	6.6
Unprocessed nonfood materials.....			301.7	293.2	278.9	12.2	-4.9	-1.0	0.6	-4.9
Raw cotton.....	01-51		145.4	132.8	140.1	8.9	5.5	-0.9	0.2	5.5
Hides and skins.....	04-1		287.7	281.6	278.9	16.0	-1.0	-1.5	-0.9	-1.0
Coal.....	05-1		208.5	205.2	208.1	8.4	1.4	-0.8	-1.1	1.4
Natural gas.....	05-31		178.6	184.0	184.7	-4.9	0.4	0.3	0.4	0.4
Crude petroleum.....	05-61		311.0	284.4	241.0	13.8	-15.3	-3.9	1.7	-15.3
Logs, bolts, timber, and pulpwood.....	08-5		226.8	224.4	232.1	8.8	3.4	-1.7	-0.4	3.4
Wastepaper.....	09-12		500.5	522.9	542.5	37.4	3.7	1.7	3.1	3.7
Iron ore.....	10-11		160.3	159.1	158.5	4.7	-0.4	0.0	-1.5	-0.4
Iron and steel scrap.....	10-12		656.6	656.6	653.4	23.9	-0.5	2.0	0.8	-0.5
Nonferrous metal ores.....	10-21	12/83	379.1	384.6	399.5	36.3	3.9	-1.0	2.6	3.9
Copper base scrap.....	10-23-01		667.3	679.9	636.9	17.2	-6.3	1.7	3.4	-6.3
Aluminum base scrap.....	10-23-02		287.1	275.0	275.8	16.3	0.3	-3.1	-2.1	0.3
Construction sand, gravel, and crushed stone.....	13-21		265.6	267.1	268.4	1.3	0.5	0.4	-0.1	0.5
Industrial sand.....	13-99-01	06/82	247.1	247.1	247.1	3.3	0.0	0.0	0.0	0.0
<b>Services for intermediate demand.....</b>			103.3	103.6	103.8	2.5	0.2	0.1	0.2	0.2
Traditional services for intermediate demand.....		11/09	102.2	102.4	102.5	1.4	0.1	0.4	0.1	0.1
Network compensation from broadcast and cable television.....	35	06/09	104.4	104.4	104.4	2.5	0.0	0.0	0.0	0.0
Advertising space sales in periodicals and newspapers.....	36-11	06/09	100.9	100.9	100.4	0.5	-0.5	0.6	-0.5	-0.5
Advertising space sales in directories and mailing lists.....	36-12	12/08	104.1	104.5	104.6	1.4	0.1	0.0	0.3	0.1
Television advertising time sales.....	36-2	06/09	106.5	103.6	105.8	4.9	2.1	-2.8	-2.0	2.1
Radio advertising time sales.....	36-3	03/09	102.3	100.8	100.8	-2.5	0.0	-4.1	0.8	0.0
Internet advertising space sales, ex. internet ads sold by print publishers.....	36-5	12/09	104.4	96.6	97.6	0.0	1.0	2.5	-7.3	1.0
Business wired telecommunication services.....	37-12	06/09	96.5	96.5	96.6	-0.6	0.1	0.0	-0.1	0.1
Cell phone and other wireless services, ex. paging.....	37-21	03/09	90.8	90.5	91.0	-3.6	0.6	-0.5	-0.2	0.6
Cable and satellite subscriber services.....	37-3	12/08	106.3	106.9	106.9	3.0	0.0	-0.1	0.5	0.0
Data processing and related services.....	38-1	06/09	99.8	100.2	100.1	0.3	-0.1	0.3	0.0	-0.1
Business loans (partial).....	39-11	04/09	221.0	213.7	215.5	19.9	0.8	3.7	-3.2	0.8

See footnotes at end of table.

**Table 14. Experimental producer price indexes and percent changes for selected commodity groupings of intermediate demand by commodity type category<sup>1</sup> — Continued**  
 [1982=100, unless otherwise indicated]

Grouping	Commodity code	Other index base	Unadjusted index			Unadjusted percent change to Aug. 2011 from:		Unadjusted percent change from:		
			Apr. 2011 <sup>2</sup>	July 2011 <sup>2</sup>	Aug. 2011 <sup>2</sup>	Aug. 2010	July 2011	May to June	June to July	July to Aug.
Deposit services (partial).....	39-2	04/09	59.7	61.7	61.3	-21.1	-0.6	4.0	3.7	-0.6
Other credit intermediation services, including trust services.....	39-3	04/09	102.0	102.6	102.3	2.9	-0.3	-1.3	1.3	-0.3
Securities, brokerage, dealing, investment advice, and related services.....	40-11	06/09	105.5	104.8	105.5	2.7	0.7	0.1	0.0	0.7
Portfolio management.....	40-2	12/08	126.8	127.2	126.9	13.6	-0.2	-0.4	-0.7	-0.2
Investment banking.....	40-3	12/08	113.4	118.8	119.0	7.1	0.2	1.1	0.2	0.2
Life insurance.....	41-11-01	03/09	101.3	101.7	101.7	1.7	0.0	0.1	0.3	0.0
Disability insurance, including accidental death.....	41-11-02	03/09	101.8	101.8	101.8	2.1	0.0	0.0	0.0	0.0
Health and medical insurance.....	41-11-03	03/09	110.1	110.1	110.2	3.6	0.1	0.0	0.1	0.1
Property and casualty insurance.....	41-11-04	03/09	104.6	104.8	105.2	2.8	0.4	0.0	0.4	0.4
Annuities.....	41-2	03/09	108.2	109.4	110.1	4.4	0.6	1.4	0.8	0.6
Commissions from sales of insurance.....	42-1	06/09	100.2	100.3	100.3	0.1	0.0	-0.1	0.1	0.0
Nonresidential real estate rents.....	43-11	06/09	99.3	100.3	100.5	0.6	0.2	-0.1	1.1	0.2
Nonresidential property sales and leases.....	43-12	12/08	96.3	97.6	97.3	-1.4	-0.3	-0.5	1.8	-0.3
Residential property management fees.....	43-22	12/08	100.7	99.1	99.1	0.3	0.0	-0.9	-1.3	0.0
Passenger car rental.....	44-1	03/09	92.0	106.1	106.5	7.5	0.4	9.3	13.0	0.4
Truck, utility trailer, and RV rental and leasing.....	44-2	06/09	99.7	102.1	105.4	1.2	3.2	0.0	2.4	3.2
Construction, mining, and forestry machinery and equipment rental and leasing.....	44-3	03/09	96.2	96.0	99.6	4.2	3.8	-1.9	2.0	3.8
Legal services.....	45-1	03/09	107.1	107.4	107.4	3.0	0.0	0.0	0.2	0.0
Accounting services (partial).....	45-2	06/09	99.7	98.1	98.6	-2.1	0.5	-0.1	-0.9	0.5
Architectural and engineering services.....	45-3	06/09	100.6	101.1	101.4	1.2	0.3	0.5	-0.1	0.3
Management, scientific, and technical consulting.....	45-4	06/09	102.3	103.7	101.3	-0.4	-2.3	0.0	1.4	-2.3
Advertising and related services (partial).....	45-5	12/08	99.1	99.3	99.2	0.1	-0.1	0.0	0.0	-0.1
Permanent placement services.....	46-1	03/09	100.3	99.4	99.3	0.3	-0.1	1.8	-2.0	-0.1
Executive search services.....	46-2	12/08	99.1	99.1	99.1	0.0	0.0	0.0	0.0	0.0
Staffing services.....	46-3	06/09	101.5	101.2	101.7	-0.2	0.5	0.1	-0.3	0.5
Guard services.....	48-1	03/09	100.6	100.6	101.1	0.9	0.5	0.1	-0.1	0.5
Janitorial services.....	49-1	03/09	101.5	101.8	102.0	1.0	0.2	0.0	0.3	0.2
Waste collection.....	50-1	12/08	108.9	108.6	108.8	1.9	0.2	-0.6	0.0	0.2
Traveler accommodation services.....	53-11	06/09	97.8	98.8	100.6	3.5	1.8	1.6	-0.9	1.8
Commercial and industrial machinery and equipment repair and maintenance.....	55-1	03/09	106.9	106.2	106.3	4.7	0.1	-0.9	0.3	0.1
Ship repair and maintenance.....	55-3	06/09	101.3	102.5	102.5	1.2	0.0	0.0	0.0	0.0
Aircraft repair and maintenance.....	55-4	04/09	106.3	106.4	106.4	3.3	0.0	-0.1	0.1	0.0
Transportation services for intermediate demand.....		11/09	109.1	110.4	110.5	6.9	0.1	0.5	0.3	0.1
Rail transportation of freight and mail.....	30-11	12/08	110.0	112.8	112.3	10.2	-0.4	0.8	-0.2	-0.4
Truck transportation of freight.....	30-12	06/09	108.2	108.6	108.5	6.3	-0.1	0.1	-0.3	-0.1
Water transportation of freight.....	30-13	06/09	122.2	124.6	120.1	2.7	-3.6	6.6	-3.4	-0.3
Air transportation of freight.....	30-14	12/08	110.0	110.8	109.9	9.8	-0.8	0.3	0.4	-0.8
Pipeline transportation of petroleum.....	30-15-01	06/09	117.7	124.1	124.1	5.2	0.0	1.1	4.3	0.0
US Postal services.....	30-16-01	06/89	188.5	191.6	191.6	2.1	0.0	0.0	0.0	0.0
Courier and messenger services, ex. air.....	30-16-02	04/09	115.8	117.8	117.3	8.6	-0.4	0.9	0.0	-0.4
Transportation of passengers (partial).....	30-2	06/09	120.3	120.6	123.9	9.7	2.7	0.3	1.1	2.7
Services related to water transportation.....	31-1	06/09	106.4	106.7	107.9	3.8	1.1	0.6	0.0	1.1
Services related to air transportation.....	31-2	04/09	107.7	108.2	108.0	3.1	-0.2	-0.9	0.0	-0.2
Arrangement of freight and cargo.....	31-31	12/08	104.6	106.9	105.6	8.6	-1.2	0.0	6.7	-1.2
Warehousing, storage, and related services.....	32-1	12/08	101.1	100.7	101.3	2.4	0.6	0.6	2.5	0.6
Trade services for intermediate demand <sup>3</sup> .....		11/09	103.4	103.2	104.2	3.5	1.0	-1.2	0.3	1.0
Parts and supplies for machinery and equipment wholesaling.....	57-11-02	03/09	100.2	101.7	103.4	6.7	1.7	-0.5	0.8	1.7
Building materials, paint, and hardware wholesaling.....	57-3	03/09	96.8	98.4	100.9	6.4	2.5	1.6	-0.4	2.5
Metals, minerals, and ores wholesaling.....	57-4	03/09	120.5	113.4	111.8	-0.6	-1.4	-24.4	12.8	-1.4
Chemicals and allied products wholesaling.....	57-5	03/09	102.1	101.1	101.8	0.4	0.7	2.6	-1.3	0.7
Paper and plastics products wholesaling.....	57-6	03/09	92.7	98.0	88.3	-2.5	-9.9	4.2	4.6	-9.9
Food wholesaling.....	57-81-01	03/09	118.6	107.8	109.3	3.1	1.4	-6.3	-1.9	1.4
Automotive parts, including tires, retailing.....	58-61-02	03/09	104.9	102.1	101.9	0.9	-0.2	-3.7	-0.1	-0.2
Hardware, building materials, and supplies retailing.....	58-D	03/09	102.7	102.5	102.1	3.7	-0.4	-1.5	1.4	-0.4
<b>Construction for intermediate demand.....</b>		11/09	101.7	102.9	102.7	1.5	-0.2	-0.1	0.5	-0.2
Nonresidential building maintenance and repair construction.....	80-2	12/10	102.8	104.0	103.8	1.5	-0.2	-0.1	0.5	-0.2

<sup>1</sup> Further information about these experimental producer price indexes is available online at <https://www.bls.gov/ppi/experimentalaggregation.htm>

<sup>2</sup> The indexes for April 2011 have been recalculated to incorporate late reports and corrections by respondents. All indexes are subject to revision 4 months after original publication.

<sup>3</sup> Trade indexes measure changes in margins received by wholesalers and retailers.

"-" Data not available.

**Table 15. Experimental producer price indexes and percent changes for selected commodity groupings of intermediate demand by production flow category<sup>1</sup>**  
 [1982=100, unless otherwise indicated]

Grouping	Commodity code	Other index base	Unadjusted index			Unadjusted percent change to Aug. 2011 from:		Unadjusted percent change from:		
			Apr. 2011 <sup>2</sup>	July 2011 <sup>2</sup>	Aug. 2011 <sup>2</sup>	Aug. 2010	July 2011	May to June	June to July	July to Aug.
<b>Stage 4 intermediate demand.....</b>		11/09	107.1	107.9	107.9	5.5	0.0	0.2	0.2	0.0
Stage 4 intermediate demand goods.....		04/10	107.7	108.9	108.6	7.8	-0.3	0.1	0.2	-0.3
Meats.....	02-21		174.5	170.1	174.2	14.9	2.4	-2.7	1.7	2.4
Dairy products.....	02-3		192.9	204.5	208.2	17.8	1.8	2.4	2.9	1.8
Commercial electric power.....	05-42		180.0	189.9	190.9	0.2	0.5	1.1	1.2	0.5
Commercial natural gas.....	05-52	12/90	201.2	202.8	202.6	-6.8	-0.1	1.6	1.1	-0.1
Gasoline.....	05-71		321.9	312.5	298.1	32.8	-4.6	-8.8	-0.5	-4.6
Jet fuel.....	05-72-03		320.1	318.8	312.9	46.6	-1.9	-5.0	0.2	-1.9
No. 2 diesel fuel.....	05-73-03		339.8	327.6	307.2	32.9	-6.2	1.4	-1.8	-6.2
Basic organic chemicals.....	06-14		341.8	347.7	343.5	30.2	-1.2	2.4	-1.6	-1.2
Prepared paint.....	06-21		247.1	248.7	248.9	4.8	0.1	0.2	0.3	0.1
Medicinal and botanical chemicals.....	06-31		176.6	176.0	175.7	-0.2	-0.2	-0.6	0.4	-0.2
Biologics for human use.....	06-37-19	06/09	108.9	111.7	111.7	5.1	0.0	3.0	-0.4	0.0
Plastic construction products.....	07-21		196.4	201.9	203.4	6.8	0.7	1.5	-0.3	0.7
Unsupported plastic film/sheet/other shapes.....	07-22		208.2	211.9	209.2	4.3	-1.3	0.8	-0.6	-1.3
Parts for manufacturing from plastics.....	07-26		138.0	139.2	138.1	1.4	-0.8	0.8	-0.1	-0.8
Packaging products from plastics.....	07-2A	12/06	110.8	114.6	113.6	8.8	-0.9	2.7	-0.1	-0.9
Millwork.....	08-2		209.4	209.6	209.1	0.9	-0.2	0.0	0.0	-0.2
Sanitary paper products.....	09-15-01		182.7	184.5	185.4	3.3	0.5	0.1	0.4	0.5
Paper boxes and containers.....	09-15-03		225.6	227.9	226.6	1.4	-0.6	0.1	0.9	-0.6
Nonferrous wire and cable.....	10-26		289.9	290.0	291.4	15.0	0.5	0.4	2.3	0.5
Fabricated structural metal products.....	10-7		211.2	213.6	213.4	5.0	-0.1	0.2	0.5	-0.1
Other miscellaneous metal products.....	10-89		158.4	159.3	159.6	2.9	0.2	0.1	0.3	0.2
Air conditioning and refrigeration equipment.....	11-48		167.6	169.9	169.8	3.6	-0.1	0.4	1.1	-0.1
Electronic components and accessories.....	11-78		71.6	71.2	71.2	-2.9	0.0	0.0	0.1	0.0
Misc. electrical machinery and equipment.....	11-79		116.8	117.5	117.6	0.9	0.1	0.2	0.3	0.1
Machine shop products.....	11-95		178.5	179.4	179.3	2.6	-0.1	0.6	-0.1	-0.1
Concrete ingredients and related products.....	13-2		233.6	234.7	233.9	0.0	-0.3	0.1	-0.2	-0.3
Concrete products.....	13-3		209.9	210.4	210.1	0.0	-0.1	-0.1	0.1	-0.1
Prepared asphalt, tar roofing and siding products.....	13-61		218.2	237.8	234.0	4.5	-1.6	4.0	2.4	-1.6
Paving mixtures and blocks.....	13-94		289.3	304.4	303.5	8.1	-0.3	1.5	1.2	-0.3
Motor vehicle parts.....	14-12		123.6	124.0	124.2	1.6	0.2	0.1	0.2	0.2
Aircraft engines and parts.....	14-23	12/85	203.7	203.8	203.8	3.1	0.0	-0.1	0.1	0.0
Aircraft parts and auxiliary equipment, n.e.c.....	14-25	06/85	169.9	171.6	171.5	2.4	-0.1	0.1	0.8	-0.1
Surgical appliances and supplies.....	15-63	06/83	200.2	199.9	198.5	-0.5	-0.7	-1.3	1.3	-0.7
Stage 4 intermediate demand services.....		04/10	102.6	102.9	103.3	2.6	0.4	0.3	0.1	0.4
Truck transportation of freight.....	30-12	06/09	108.2	108.6	108.5	6.3	-0.1	0.1	-0.3	-0.1
US Postal services, and courier and messenger services.....	30-16	06/09	111.3	113.1	112.9	7.0	-0.2	0.5	-0.3	-0.2
Warehousing, storage, and related services.....	32-1	12/08	101.1	100.7	101.3	2.4	0.6	0.6	2.5	0.6
Advertising space sales in periodicals and newspapers.....	36-11	06/09	100.9	100.9	100.4	0.5	-0.5	0.6	-0.5	-0.5
Business wired telecommunication services.....	37-12	06/09	96.5	96.5	96.6	-0.6	0.1	0.0	-0.1	0.1
Wireless telecommunication services.....	37-2	06/09	92.9	92.6	93.0	-3.5	0.4	-0.5	-0.1	0.4
Business loans (partial).....	39-11	04/09	221.0	213.7	215.5	19.9	0.8	3.7	-3.2	0.8
Deposit services (partial).....	39-2	04/09	59.7	61.7	61.3	-21.1	-0.6	4.0	3.7	-0.6
Other credit intermediation services, including trust services.....	39-3	04/09	102.0	102.6	102.3	2.9	-0.3	-1.3	1.3	-0.3
Securities brokerage, dealing, investment advice, and related services.....	40-11	06/09	105.5	104.8	105.5	2.7	0.7	0.1	0.0	0.7
Portfolio management.....	40-2	12/08	126.8	127.2	126.9	13.6	-0.2	-0.4	-0.7	-0.2
Investment banking.....	40-3	12/08	113.4	118.8	119.0	7.1	0.2	1.1	0.2	0.2
Insurance.....	41-11	06/09	105.7	105.9	106.1	2.7	0.2	0.0	0.3	0.2
Annuities.....	41-2	03/09	108.2	109.4	110.1	4.4	0.6	1.4	0.8	0.6
Nonresidential real estate rents.....	43-11	06/09	99.3	100.3	100.5	0.6	0.2	-0.1	1.1	0.2
Nonresidential property sales and leases.....	43-12	12/08	96.3	97.6	97.3	-1.4	-0.3	-0.5	1.8	-0.3
Residential property management fees.....	43-22	12/08	100.7	99.1	99.1	0.3	0.0	-0.9	-1.3	0.0
Construction, mining, and forestry machinery and equipment rental and leasing.....	44-3	03/09	96.2	96.0	99.6	4.2	3.8	-1.9	2.0	3.8
Legal services.....	45-1	03/09	107.1	107.4	107.4	3.0	0.0	0.0	0.2	0.0
Accounting services (partial).....	45-2	06/09	99.7	98.1	98.6	-2.1	0.5	-0.1	-0.9	0.5
Architectural and engineering services.....	45-3	06/09	100.6	101.1	101.4	1.2	0.3	0.5	-0.1	0.3
Management, scientific, and technical consulting.....	45-4	06/09	102.3	103.7	101.3	-0.4	-2.3	0.0	1.4	-2.3
Advertising agency services.....	45-51	12/08	99.1	99.3	99.2	0.1	-0.1	0.0	0.0	-0.1
Staffing services.....	46-3	06/09	101.5	101.2	101.7	-0.2	0.5	0.1	-0.3	0.5
Janitorial services.....	49-1	03/09	101.5	101.8	102.0	1.0	0.2	0.0	0.3	0.2
Commercial and industrial machinery and equipment repair and maintenance.....	55-1	03/09	106.9	106.2	106.3	4.7	0.1	-0.9	0.3	0.1

See footnotes at end of table.

**Table 15. Experimental producer price indexes and percent changes for selected commodity groupings of intermediate demand by production flow category<sup>1</sup> — Continued**  
 [1982=100, unless otherwise indicated]

Grouping	Commodity code	Other index base	Unadjusted index			Unadjusted percent change to Aug. 2011 from:		Unadjusted percent change from:		
			Apr. 2011 <sup>2</sup>	July 2011 <sup>2</sup>	Aug. 2011 <sup>2</sup>	Aug. 2010	July 2011	May to June	June to July	July to Aug.
Aircraft repair and maintenance.....	55-4	04/09	106.3	106.4	106.4	3.3	0.0	-0.1	0.1	0.0
Machinery and equipment wholesaling.....	57-1	06/09	101.9	102.7	104.6	5.2	1.9	1.7	-1.1	1.9
Building materials, paint, and hardware wholesaling.....	57-3	03/09	96.8	98.4	100.9	6.4	2.5	1.6	-0.4	2.5
Metals, minerals, and ores wholesaling.....	57-4	03/09	120.5	113.4	111.8	-0.6	-1.4	-24.4	12.8	-1.4
Chemicals and allied products wholesaling.....	57-5	03/09	102.1	101.1	101.8	0.4	0.7	2.6	-1.3	0.7
Paper and plastics products wholesaling.....	57-6	03/09	92.7	98.0	88.3	-2.5	-9.9	4.2	4.6	-9.9
Food and alcohol wholesaling.....	57-8	06/09	115.7	106.7	110.2	4.7	3.3	-4.5	-2.5	3.3
<b>Stage 3 intermediate demand.....</b>		11/09	112.4	113.3	113.4	8.2	0.1	0.4	0.3	0.1
Stage 3 intermediate demand goods.....		04/10	112.4	113.7	113.8	12.7	0.1	0.4	0.4	0.1
Corn.....	01-22-02		287.1	279.8	283.2	94.4	1.2	8.4	-7.3	1.2
Slaughter cattle.....	01-31		179.6	166.1	171.0	22.2	3.0	-3.2	0.5	3.0
Slaughter poultry.....	01-4		213.1	206.5	209.1	0.2	1.3	2.9	-8.5	1.3
Fluid milk.....	01-6		146.5	165.2	164.5	31.7	-0.4	8.3	5.2	-0.4
Bituminous coal and lignite.....	05-12		208.5	205.1	208.1	8.5	1.5	-0.8	-1.1	1.5
Natural gas.....	05-31		178.6	184.0	184.7	-4.9	0.4	0.3	0.4	0.4
Commercial electric power.....	05-42		180.0	189.9	190.9	0.2	0.5	1.1	1.2	0.5
Industrial electric power.....	05-43		194.1	216.0	217.0	8.1	0.5	1.5	7.9	0.5
Commercial natural gas.....	05-52	12/90	201.2	202.8	202.6	-6.8	-0.1	1.6	1.1	-0.1
Natural gas to electric utilities.....	05-54	12/90	169.0	165.8	159.1	-10.4	-4.0	4.1	-1.6	-4.0
Gasoline.....	05-71		321.9	312.5	298.1	32.8	-4.6	-8.8	-0.5	-4.6
No. 2 diesel fuel.....	05-73-03		339.8	327.6	307.2	32.9	-6.2	1.4	-1.8	-6.2
Inorganic chemicals, other than alkalis and chlorine.....	06-13-02		308.3	311.5	323.3	26.3	3.8	-0.4	-0.5	3.8
Basic organic chemicals.....	06-14		341.8	347.7	343.5	30.2	-1.2	2.4	-1.6	-1.2
Thermoplastic resins and plastics materials.....	06-62		232.6	248.1	241.6	13.6	-2.6	-0.9	2.4	-2.6
Synthetic rubber.....	07-11-02		251.0	293.9	303.2	36.6	3.2	3.0	8.0	3.2
Unsupported plastic film/sheet/other shapes.....	07-22		208.2	211.9	209.2	4.3	-1.3	0.8	-0.6	-1.3
Converted paper and paperboard products.....	09-15		215.8	218.0	217.8	3.3	-0.1	0.2	0.4	-0.1
Commercial printing.....	09-47	06/82	170.0	169.9	170.5	1.4	0.4	-0.1	0.3	0.4
Foundry and forge shop products.....	10-15		200.5	202.0	202.6	5.6	0.3	0.3	0.3	0.3
Steel mill products.....	10-17		221.5	220.3	218.2	14.3	-1.0	-1.7	0.5	-1.0
Nonferrous mill shapes.....	10-25		232.7	231.4	230.0	17.2	-0.6	0.0	0.3	-0.6
Nonferrous foundry shop products.....	10-28		214.4	214.7	215.2	5.1	0.2	-0.5	0.2	0.2
Struct., arch., pre-eng. metal products.....	10-74		207.7	208.9	208.2	3.9	-0.3	-0.2	0.5	-0.3
Other miscellaneous metal products.....	10-89		158.4	159.3	159.6	2.9	0.2	0.1	0.3	0.2
Construction sand, gravel, and crushed stone.....	13-21		265.6	267.1	268.4	1.3	0.5	0.4	-0.1	0.5
Cement.....	13-22		189.8	190.4	186.0	-3.0	-2.3	-0.6	-0.4	-2.3
Motor vehicle parts.....	14-12		123.6	124.0	124.2	1.6	0.2	0.1	0.2	0.2
Stage 3 intermediate demand services.....		04/10	102.7	102.9	102.8	2.0	-0.1	0.4	0.0	-0.1
Rail transportation of freight and mail.....	30-11	12/08	110.0	112.8	112.3	10.2	-0.4	0.8	-0.2	-0.4
US Postal services, and courier and messenger services.....	30-16	06/09	111.3	113.1	112.9	7.0	-0.2	0.5	-0.3	-0.2
Airline passenger services.....	30-22	12/08	111.0	111.3	114.4	9.9	2.8	0.2	1.2	2.8
Arrangement of freight and cargo.....	31-31	12/08	104.6	106.9	105.6	8.6	-1.2	0.0	6.7	-1.2
Freight forwarding.....	31-32-01	12/08	93.5	92.9	93.1	1.4	0.2	0.1	0.0	0.2
Warehousing, storage, and related services.....	32-1	12/08	101.1	100.7	101.3	2.4	0.6	0.6	2.5	0.6
Advertising space sales in periodicals, newspapers, directories, and mailing lists.....	36-1	06/09	101.3	101.4	101.0	0.7	-0.4	0.5	-0.3	-0.4
Cable network advertising time sales.....	36-21-02	12/08	110.1	99.2	99.1	0.2	-0.1	0.0	-7.6	-0.1
Data processing and related services.....	38-1	06/09	99.8	100.2	100.1	0.3	-0.1	0.3	0.0	-0.1
Business loans (partial).....	39-11	04/09	221.0	213.7	215.5	19.9	0.8	3.7	-3.2	0.8
Deposit services (partial).....	39-2	04/09	59.7	61.7	61.3	-21.1	-0.6	4.0	3.7	-0.6
Other credit intermediation services, including trust services.....	39-3	04/09	102.0	102.6	102.3	2.9	-0.3	-1.3	1.3	-0.3
Securities brokerage, dealing, investment advice, and related services.....	40-11	06/09	105.5	104.8	105.5	2.7	0.7	0.1	0.0	0.7
Insurance.....	41-11	06/09	105.7	105.9	106.1	2.7	0.2	0.0	0.3	0.2
Commissions from sales of insurance.....	42-1	06/09	100.2	100.3	100.3	0.1	0.0	-0.1	0.1	0.0
Nonresidential real estate rents.....	43-11	06/09	99.3	100.3	100.5	0.6	0.2	-0.1	1.1	0.2
Legal services.....	45-1	03/09	107.1	107.4	107.4	3.0	0.0	0.0	0.2	0.0
Accounting services (partial).....	45-2	06/09	99.7	98.1	98.6	-2.1	0.5	-0.1	-0.9	0.5
Management, scientific, and technical consulting.....	45-4	06/09	102.3	103.7	101.3	-0.4	-2.3	0.0	1.4	-2.3
Advertising agency services.....	45-51	12/08	99.1	99.3	99.2	0.1	-0.1	0.0	0.0	-0.1
Staffing services.....	46-3	06/09	101.5	101.2	101.7	-0.2	0.5	0.1	-0.3	0.5
Guard services.....	48-1	03/09	100.6	100.6	101.1	0.9	0.5	0.1	-0.1	0.5
Janitorial services.....	49-1	03/09	101.5	101.8	102.0	1.0	0.2	0.0	0.3	0.2
Metal treatment services.....	59-1	12/84	175.3	176.6	176.1	3.0	-0.3	-0.5	-0.2	-0.3

See footnotes at end of table.



**Table 15. Experimental producer price indexes and percent changes for selected commodity groupings of intermediate demand by production flow category<sup>1</sup> — Continued**  
 [1982=100, unless otherwise indicated]

Grouping	Commodity code	Other index base	Unadjusted index			Unadjusted percent change to Aug. 2011 from:		Unadjusted percent change from:		
			Apr. 2011 <sup>2</sup>	July 2011 <sup>2</sup>	Aug. 2011 <sup>2</sup>	Aug. 2010	July 2011	May to June	June to July	July to Aug.
<b>Stage 2 intermediate demand.....</b>		11/09	116.2	115.8	112.7	9.2	-2.7	-0.6	0.5	-2.7
Stage 2 intermediate demand goods.....		04/10	120.0	119.3	114.4	14.4	-4.1	-0.7	0.4	-4.1
Corn.....	01-22-02		287.1	279.8	283.2	94.4	1.2	8.4	-7.3	1.2
Alfalfa hay.....	01-81		285.9	348.6	352.3	64.6	1.1	-3.2	5.0	1.1
Prepared animal feeds.....	02-9		204.4	206.5	208.4	22.9	0.9	1.4	-1.6	0.9
Natural gas.....	05-31		178.6	184.0	184.7	-4.9	0.4	0.3	0.4	0.4
Liquefied petroleum gas.....	05-32		391.2	425.6	399.9	47.6	-6.0	-4.5	2.5	-6.0
Crude petroleum.....	05-61		311.0	284.4	241.0	13.8	-15.3	-3.9	1.7	-15.3
No. 2 diesel fuel.....	05-73-03		339.8	327.6	307.2	32.9	-6.2	1.4	-1.8	-6.2
Industrial chemicals.....	06-1		332.0	338.0	336.5	29.1	-0.4	2.0	-1.3	-0.4
Plastic resins and materials.....	06-6		229.1	242.8	237.5	12.5	-2.2	-0.8	2.1	-2.2
Explosives, propellants, and blasting accessories... ..	06-79-02		199.5	204.0	205.2	12.2	0.6	0.6	1.7	0.6
Logs, bolts, timber, and pulpwood.....	08-5		226.8	224.4	232.1	8.8	3.4	-1.7	-0.4	3.4
Paper.....	09-13		190.0	192.4	193.0	4.5	0.3	0.7	0.4	0.3
Paperboard, ex. corrugated paperboard.....	09-14-11	12/82	246.5	249.8	248.0	-0.2	-0.7	-0.2	0.1	-0.7
Iron and steel scrap.....	10-12		656.6	656.6	653.4	23.9	-0.5	2.0	0.8	-0.5
Steel mill products.....	10-17		221.5	220.3	218.2	14.3	-1.0	-1.7	0.5	-1.0
Primary nonferrous metals.....	10-22		254.5	248.7	247.4	21.3	-0.5	-3.9	2.4	-0.5
Nonferrous mill shapes.....	10-25		232.7	231.4	230.0	17.2	-0.6	0.0	0.3	-0.6
Stage 2 intermediate demand services.....		04/10	101.7	101.9	102.0	1.5	0.1	-0.5	0.6	0.1
Pipeline transportation of petroleum.....	30-15-01	12/08	117.7	124.1	124.1	5.2	0.0	1.1	4.3	0.0
US Postal services.....	30-16-01	06/89	188.5	191.6	191.6	2.1	0.0	0.0	0.0	0.0
Television advertising time sales.....	36-21-01	12/08	91.7	93.3	96.6	8.2	3.5	-5.0	1.5	3.5
Business wired telecommunication services.....	37-12	06/09	96.5	96.5	96.6	-0.6	0.1	0.0	-0.1	0.1
Wireless telecommunication services.....	37-2	06/09	92.9	92.6	93.0	-3.5	0.4	-0.5	-0.1	0.4
Deposit services (partial).....	39-2	04/09	59.7	61.7	61.3	-21.1	-0.6	4.0	3.7	-0.6
Securities brokerage, dealing, investment advice, and related services.....	40-11	06/09	105.5	104.8	105.5	2.7	0.7	0.1	0.0	0.7
Insurance.....	41-11	06/09	105.7	105.9	106.1	2.7	0.2	0.0	0.3	0.2
Legal services.....	45-1	03/09	107.1	107.4	107.4	3.0	0.0	0.0	0.2	0.0
Management, scientific, and technical consulting... ..	45-4	06/09	102.3	103.7	101.3	-0.4	-2.3	0.0	1.4	-2.3
Staffing services.....	46-3	06/09	101.5	101.2	101.7	-0.2	0.5	0.1	-0.3	0.5
Commercial and industrial machinery and equipment repair and maintenance.....	55-1	03/09	106.9	106.2	106.3	4.7	0.1	-0.9	0.3	0.1
Machinery and equipment wholesaling.....	57-1	06/09	101.9	102.7	104.6	5.2	1.9	1.7	-1.1	1.9
Metals, minerals, and ores wholesaling.....	57-4	03/09	120.5	113.4	111.8	-0.6	-1.4	-24.4	12.8	-1.4
Chemicals and allied products wholesaling.....	57-5	03/09	102.1	101.1	101.8	0.4	0.7	2.6	-1.3	0.7
Paper and plastics products wholesaling.....	57-6	03/09	92.7	98.0	88.3	-2.5	-9.9	4.2	4.6	-9.9
Food and alcohol wholesaling.....	57-8	06/09	115.7	106.7	110.2	4.7	3.3	-4.5	-2.5	3.3
<b>Stage 1 intermediate demand.....</b>		11/09	116.4	118.6	118.2	11.2	-0.3	0.4	0.7	-0.3
Stage 1 intermediate demand goods.....		04/10	112.4	115.5	114.8	16.1	-0.6	0.7	1.0	-0.6
Bituminous coal and lignite.....	05-12		208.5	205.1	208.1	8.5	1.5	-0.8	-1.1	1.5
Commercial electric power.....	05-42		180.0	189.9	190.9	0.2	0.5	1.1	1.2	0.5
Industrial electric power.....	05-43		194.1	216.0	217.0	8.1	0.5	1.5	7.9	0.5
Industrial natural gas.....	05-53	12/90	201.8	194.9	194.9	-4.3	0.0	-1.4	0.8	0.0
Gasoline.....	05-71		321.9	312.5	298.1	32.8	-4.6	-8.8	-0.5	-4.6
No. 2 diesel fuel.....	05-73-03		339.8	327.6	307.2	32.9	-6.2	1.4	-1.8	-6.2
Lubricating oil base stocks.....	05-78	06/09	199.3	217.9	193.6	39.2	-11.2	-2.4	9.0	-11.2
Industrial chemicals.....	06-1		332.0	338.0	336.5	29.1	-0.4	2.0	-1.3	-0.4
Plastic construction products.....	07-21		196.4	201.9	203.4	6.8	0.7	1.5	-0.3	0.7
Corrugated waste paper.....	09-12-03		457.8	484.1	527.3	52.1	8.9	1.1	5.5	8.9
Carbon steel scrap.....	10-12-11	12/86	592.0	596.5	594.2	25.8	-0.4	2.5	0.7	-0.4
Primary nonferrous metals.....	10-22		254.5	248.7	247.4	21.3	-0.5	-3.9	2.4	-0.5
Nonferrous scrap.....	10-23		442.5	439.4	425.8	18.2	-3.1	0.5	1.0	-3.1
Nonferrous wire and cable.....	10-26		289.9	290.0	291.4	15.0	0.5	0.4	2.3	0.5
Construction sand, gravel, and crushed stone.....	13-21		265.6	267.1	268.4	1.3	0.5	0.4	-0.1	0.5
Stage 1 intermediate demand services.....		04/10	103.0	103.5	103.7	3.4	0.2	0.0	0.2	0.2
Rail transportation of freight and mail.....	30-11	12/08	110.0	112.8	112.3	10.2	-0.4	0.8	-0.2	-0.4
Courier and messenger services, ex. air.....	30-16-02	04/09	115.8	117.8	117.3	8.6	-0.4	0.9	0.0	-0.4
Advertising space sales in periodicals, newspapers, directories, and mailing lists.....	36-1	06/09	101.3	101.4	101.0	0.7	-0.4	0.5	-0.3	-0.4
Business wired telecommunication services.....	37-12	06/09	96.5	96.5	96.6	-0.6	0.1	0.0	-0.1	0.1
Securities brokerage, dealing, investment advice... ..	40-11-01	12/08	100.4	99.8	100.4	3.0	0.6	0.2	0.0	0.6
Portfolio management.....	40-2	12/08	126.8	127.2	126.9	13.6	-0.2	-0.4	-0.7	-0.2
Investment banking.....	40-3	12/08	113.4	118.8	119.0	7.1	0.2	1.1	0.2	0.2
Insurance.....	41-11	06/09	105.7	105.9	106.1	2.7	0.2	0.0	0.3	0.2
Architectural and engineering services.....	45-3	06/09	100.6	101.1	101.4	1.2	0.3	0.5	-0.1	0.3
Janitorial services.....	49-1	03/09	101.5	101.8	102.0	1.0	0.2	0.0	0.3	0.2

See footnotes at end of table.

**Table 15. Experimental producer price indexes and percent changes for selected commodity groupings of intermediate demand by production flow category<sup>1</sup> — Continued**  
 [1982=100, unless otherwise indicated]

Grouping	Commodity code	Other index base	Unadjusted index			Unadjusted percent change to Aug. 2011 from:		Unadjusted percent change from:		
			Apr. 2011 <sup>2</sup>	July 2011 <sup>2</sup>	Aug. 2011 <sup>2</sup>	Aug. 2010	July 2011	May to June	June to July	July to Aug.
Waste collection.....	50-1	12/08	108.9	108.6	108.8	1.9	0.2	-0.6	0.0	0.2
Traveler accommodation services.....	53-11	06/09	97.8	98.8	100.6	3.5	1.8	1.6	-0.9	1.8
Commercial and industrial machinery and equipment repair and maintenance.....	55-1	03/09	106.9	106.2	106.3	4.7	0.1	-0.9	0.3	0.1
Machinery and equipment wholesaling.....	57-1	06/09	101.9	102.7	104.6	5.2	1.9	1.7	-1.1	1.9
Building materials, paint, and hardware wholesaling.....	57-3	03/09	96.8	98.4	100.9	6.4	2.5	1.6	-0.4	2.5
Metals, minerals, and ores wholesaling.....	57-4	03/09	120.5	113.4	111.8	-0.6	-1.4	-24.4	12.8	-1.4
Chemicals and allied products wholesaling.....	57-5	03/09	102.1	101.1	101.8	0.4	0.7	2.6	-1.3	0.7

<sup>1</sup> Further information about these experimental producer price indexes is available online at <https://www.bls.gov/ppi/experimentalaggregation.htm>

<sup>2</sup> The indexes for April 2011 have been recalculated to incorporate late reports and corrections by respondents. All indexes are subject to revision 4 months after original publication.

"-" Data not available.

# Technical Note

## Brief Explanation of Producer Price Indexes

The Producer Price Index (PPI) of the Bureau of Labor Statistics (BLS) is a family of indexes that measure the average change over time in the prices received by domestic producers of goods and services. PPIs measure price change from the perspective of the seller. This contrasts with other measures, such as the Consumer Price Index (CPI). CPIs measure price change from the purchaser's perspective. Sellers' and purchasers' prices can differ due to government subsidies, sales and excise taxes, and distribution costs.

More than 9,000 PPIs for individual products and groups of products are released each month. PPIs are available for the products of virtually every industry in the mining and manufacturing sectors of the U.S. economy. New PPIs are gradually being introduced for the products of industries in the construction, trade, finance, and services sectors of the economy.

More than 100,000 price quotations per month are organized into three sets of PPIs: (1) Stage-of-processing indexes, (2) commodity indexes, and (3) indexes for the net output of industries and their products. The stage-of-processing structure organizes products by class of buyer and degree of fabrication. The commodity structure organizes products by similarity of end use or material composition. The entire output of various industries is sampled to derive price indexes for the net output of industries and their products.

### Stage-of-Processing Indexes

Within the stage-of-processing system, finished goods are commodities that will not undergo further processing and are ready for sale to the final-demand user, either an individual consumer or business firm. Consumer foods include unprocessed foods such as eggs and fresh vegetables, as well as processed foods such as bakery products and meats. Other finished consumer goods include durable goods such as automobiles, household furniture, and appliances, as well as nondurable goods such as apparel and home heating oil. Capital equipment includes durable goods such as heavy motor trucks, tractors, and machine tools.

The stage-of-processing category for intermediate materials, supplies, and components consists partly of commodities that have been processed but require further processing. Examples of such semifinished goods include flour, cotton yarn, steel mill products, and lumber. The intermediate goods category also encompasses nondurable, physically complete items purchased by business firms as inputs for their operations. Examples include diesel fuel, belts and belting, paper boxes, and fertilizers.

Crude materials for further processing are products entering the market for the first time that have not been manufactured or fabricated and that are not sold directly to consumers. Crude foodstuffs and feedstuffs include items such as grains and livestock. Examples of crude nonfood materials include raw cotton, crude petroleum, coal, hides and skins, and iron and steel scrap.

## Commodity Indexes

The commodity classification structure of the PPI organizes goods and services by similarity of material composition or end use, disregarding their industry of origin. Table 6 of the *PPI Detailed Report* includes data for commodity indexes, organized in a hierarchal structure, including major commodity groupings (two-digit commodity codes), subgroups (three-digit codes), product classes (four-digit codes), subproduct classes (five- and six-digit codes), item groupings (seven-digit codes) and individual items (eight-, nine-, and ten-digit codes).

### Industry Net-Output Price Indexes

PPIs for the net output of industries and their products are grouped according to the North American Industry Classification System (NAICS). Prior to the release of January 2004, industry-based PPIs were published according to the Standard Industrial Classification (SIC) system. Industry price indexes are compatible with other economic time series organized by industry, such as data on employment, wages, and productivity. Table 5 of the *PPI Detailed Report* includes data for NAICS industries and industry groups (3-, 4-, 5-, and 6-digit codes), Census product classes (7- and 8-digit codes), products (9-digit codes), and more detailed subproducts (11-digit codes), and, for some industries, indexes for other sources of revenue.

Indexes may represent one of three kinds of product categories. Every industry has primary product indexes to show changes in prices received by establishments classified in the industry for products made primarily, but not necessarily exclusively, by that industry. The industry classification of an establishment is determined by which products make up a plurality of its total shipment value. In addition, most industries have secondary product indexes that show changes in prices received by establishments classified in the industry for products chiefly made in some other industry. Finally, some industries have miscellaneous receipts indexes to show price changes in other sources of revenue received by establishments within the industry that are not derived from sales of their products—for example, resales of purchased materials, or revenues from parking lots owned by a manufacturing plant.

### Data Collection

PPIs are based on selling prices reported by establishments of all sizes selected by probability sampling, with the probability of selection proportionate to size. Individual items and transaction terms from these firms also are chosen by probability proportionate to size. BLS strongly encourages cooperating companies to supply actual transaction prices at the time of shipment to minimize the use of list prices. Prices submitted by survey respondents are effective on the Tuesday of the week containing the 13th day of the month. This survey is conducted primarily through the mail.

Price data are provided on a voluntary and confidential basis; only sworn BLS employees are allowed access to individual company price reports. BLS publishes price indexes instead of actual prices. All PPIs are subject to revision 4 months after original publication to reflect the availability of late reports and corrections by respondents.

BLS periodically updates the PPI sample of survey respondents to better reflect current conditions when the structure, membership, technology, or product mix of an industry shifts significantly and to spread reporting burden among smaller firms. Results of these resampling efforts are incorporated into the PPI with the release of data for January and July.

As part of an ongoing effort to expand coverage to sectors of the economy other than mining and manufacturing, an increasing number of service sector industries have been introduced into the PPI. The following list of industries introduced since the mid-1990s includes the month and year in which an article describing the industry's content appeared in the *PPI Detailed Report*.

**Service sector industries introduced into the Producer Price Index, by SIC or NAICS code and the *PPI Detailed Report* that announces their introduction**

<i>Title</i>	<i>Code</i>	<i>PPI Detailed Report Issue</i>
<b>SIC</b>		
Wireless telecommunications .....	4812	July 1999
Telephone communications, except radio telephone .....	4813	July 1995
Television broadcasting .....	4833	July 2002
Grocery stores .....	5411	July 2000
Meat and fish (seafood) markets .....	5421	July 2000
Fruit and vegetable markets .....	5431	July 2000
Candy, nut, and confectionery stores ...	5441	July 2000
Retail bakeries .....	5461	July 2000
Miscellaneous food stores .....	5499	July 2000
New car dealers .....	5511	July 2000
Gasoline service stations .....	5541	January 2002
Boat dealers .....	5551	January 2002
Recreational vehicle dealers .....	5561	January 2002
Miscellaneous retail .....	59	January 2001
Security brokers, dealers, and investment bankers .....	6211	January 2001
Investment advice .....	6282	January 2003
Life insurance carriers .....	6311	January 1999
Property and casualty insurance .....	6331	July 1998
Insurance agencies and brokerages ....	6412	January 2003
Operators and lessors of nonresidential buildings .....	6512	January 1996
Real estate agents and managers .....	6531	January 1996
Prepackaged software .....	7372	January 1998
Data processing services .....	7374	January 2002
Home health care services .....	8082	January 1997
Legal services .....	8111	January 1997
Engineering design, analysis, and consulting services .....	8711	January 1997
Architectural design, analysis, and consulting services .....	8712	January 1997
Premiums for property and casualty insurance .....	9331	July 1998

<i>Title</i>	<i>Code</i>	<i>PPI Detailed Report Issue</i>
<b>NAICS</b>		
New Industrial building construction .....	236211	January 2008
New warehouse building construction ..	236221	July 2005
New school construction .....	236222	July 2006
New office construction .....	236223	January 2007
Concrete contractors, nonresidential building work .....	23811X	July 2008
Roofing contractors, nonresidential building work .....	23816X	July 2008
Electrical contractors, nonresidential building work .....	23821X	July 2008
Plumbing / HVAC contractors, nonresidential building work .....	23822X	July 2008
Merchant wholesalers, durable goods ..	423	July 2005
Merchant wholesalers, nondurable goods .....	424	July 2005
Wholesale trade agents and brokers ...	425120	July 2005
Furniture and home furnishings stores .	442	January 2004
Electronics and appliance stores .....	443	January 2004
Building material and garden equipment and supplies dealers .....	444	January 2004
Clothing and clothing accessories stores .....	448	January 2004
Sporting goods, hobby, book, and music stores .....	451	January 2004
General merchandise stores .....	452	January 2004
Miscellaneous store retailers .....	453	January 2004
Internet service providers .....	518111	July 2005
Internet publishing and web search portals .....	519130	January 2010
Commercial banking .....	522110	January 2005
Savings institutions .....	522120	January 2005
Direct health and medical insurance carriers .....	524114	July 2004
Construction, mining, and forestry machinery and equipment rental and leasing .....	532412	January 2005
Management consulting services .....	541610	January 2007
Security guards and patrol services .....	561612	July 2005
Computer training .....	611420	July 2007
Offices of dentists .....	621210	January 2011
Blood and organ banks .....	621991	January 2007
Amusement and theme parks .....	713110	July 2006
Golf courses and country clubs .....	713910	July 2006
Fitness and recreational sports centers .	713940	July 2005
Commercial machinery repair and maintenance.....	811310	July 2007

**Weights**

Weights for most traditional commodity groupings of the PPI, as well as weights for commodity-based aggregate indexes calculated using traditional commodity groupings, such as stage-of-processing indexes, currently reflect 2002 values of shipments as reported in the *Census of Manufactures* and other sources. From January 2002 through December 2006, PPI weights were derived from 1997 shipment values. Industry indexes now are calculated with 2002 weights and net output ratios. This periodic update of the value weights used to calculate the PPI is done to more accurately reflect changes

in production and marketing patterns in the economy. Net output values of shipments are used as weights for industry indexes. Net output values refer to the value of shipments from establishments within the industry to buyers outside the industry. However, weights for commodity price indexes are based on gross shipment values, including values of shipments between establishments within the same industry. As a result, broad commodity grouping indexes, such as the PPI for All Commodities (which is comprised of major commodity groupings 01 through 15), are affected by the multiple counting of price change at successive stages of processing, which can lead to exaggerated or misleading signals about inflation. Stage-of-processing indexes partially correct for this defect, but industry indexes consistently correct for this at all levels of aggregation. Therefore, industry and stage-of-processing indexes are more appropriate than broad commodity groupings for economic analysis of general price trends.

### Price Index Reference Base

Effective with publication of January 1988 data, many important PPI series (including stage-of-processing groupings and most commodity groups and individual items) were placed on a new reference base, 1982 = 100. From 1971 through 1987, the standard reference base for most PPI series was 1967 = 100. Except for rounding differences, the shift to the new reference base did not alter any previously published percent changes for affected PPI series. (See “Calculating Index Changes,” below.) The 1982 reference base is not used for commodity indexes with a base later than December 1981 or for industry net output indexes and their products.

For further information on the underlying concepts and methodology of the Producer Price Index, see chapter 14, “Producer Prices,” in the *BLS Handbook of Methods* (July 2010). This chapter can be downloaded from the BLS Web site at [www.bls.gov/opub/hom/homch14.htm](http://www.bls.gov/opub/hom/homch14.htm).

### Calculating Index Changes

Each PPI measures price changes from a reference period that equals 100.0. An increase of 5.5 percent from the reference period in the Finished Goods Price Index, for example, is shown as 105.5. This change also can be expressed in dollars, as follows: prices received by domestic producers of a sample of finished goods have risen from \$100 in 1982 to \$105.50. Likewise, a current index of 90.0 would indicate that prices received by producers of finished goods are 10 percent lower than they were in 1982.

Movements of price indexes from one month to another are usually expressed as percent changes, rather than as changes in index points. Index point changes are affected by the level of the index in relation to its base period, whereas percent changes are not. The following example shows the computation of index point and percent changes.

#### *Index point change*

Finished Goods Price Index	107.5
Less previous index	104.0
Equals index point change	3.5

#### *Index percent change*

Index point change	3.5
Divided by the previous index	104.0
Equals	0.034
Result multiplied by 100	0.034 x 100
Equals percent change	3.4

## Seasonally Adjusted and Unadjusted Data

Because price data are used for different purposes by different groups, BLS publishes seasonally adjusted and unadjusted changes each month. Seasonally adjusted data are preferred for analyzing general price trends in the economy because these data eliminate the effect of changes that normally occur at about the same time, and in about the same magnitude, every year—such as price movements resulting from normal weather patterns, regular production and marketing cycles, model changeovers, seasonal discounts, and holidays. For these reasons, seasonally adjusted data more clearly reveal underlying cyclical trends. Unadjusted data are of primary interest to users who need information that can be related to actual dollar values of transactions. Individuals requiring this information include marketing specialists, purchasing agents, budget and cost analysts, contract specialists, and commodity traders. It is the unadjusted data that are generally cited when escalating long-term contracts such as purchasing agreements or real estate leases. For more information, see *Escalation and Producer Price Indexes: A Guide for Contracting Parties*, BLS Report 807, September 1991, on the Web at [www.bls.gov/ppi/ppiescalation.htm](http://www.bls.gov/ppi/ppiescalation.htm).

In 1998, the PPI implemented the X-12-ARIMA Seasonal Adjustment Method; prior to that year, the PPI employed the X-11 method. Each year, the seasonal status of most commodity indexes is reevaluated to reflect more recent price behavior. Industry net output indexes are not seasonally adjusted. For time series that exhibit seasonal pricing patterns, new seasonal factors are estimated and applied to the unadjusted data for the previous 5 years. These updated seasonally adjusted indexes replace the most recent 5 years of seasonal data.

Seasonal factors may be applied to series using either a direct or an aggregative method. Generally, commodity indexes are seasonally adjusted using direct seasonal adjustment, which produces a more complete elimination of seasonal movements than does the aggregative method. However, the direct seasonal adjustment process may not yield figures that possess additive consistency. Thus, a seasonally adjusted index for a broad category that is directly adjusted may not be logically consistent with all seasonally adjusted

indexes for its components. Seasonal movements for stage-of-processing indexes are derived indirectly through an aggregative method that combines movements of a wide variety of subproduct class (six-digit) series.

Seasonally adjusted indexes can become problematic when previously stable and predictable price patterns abruptly change. If the new pattern persists, the seasonal adjustment method will eventually reflect it adequately; if the pattern keeps shifting, however, seasonally adjusted data will become chronically troublesome. This problem occurs relatively infrequently for farm and food-related products, but has more often affected manufactured products such as automobiles and steel.

Since January 1988, the PPI has used Intervention Analysis Seasonal Adjustment methods to enhance the calculation of seasonal factors. With this technique, outlier values that may distort the seasonal pattern are removed from the data prior to applying the standard seasonal factor estimation procedure. For example, a possible economic cause for large price movements for petroleum-based products might have been the Persian Gulf War. In this case, intervention techniques allowed for better estimates of seasonally adjusted data. On the whole, very few series have required intervention. Out of almost 300 seasonally adjusted series, only 27 were subject to intervention in 2009.

For more information relating to seasonal adjustment methods, see (1) “Appendix A: Seasonal Adjustment Methodology at BLS,” in the *BLS Handbook of Methods* (July 2010) and (2) “Summary of Changes to the PPI’s Seasonal Adjustment Methodology” in the January 1995 issue of *Producer Price Indexes*.

## Producer Price Index Data on the Internet

In 1995, the BLS began posting PPI series, news releases, and technical information to both a World Wide Web (WWW) site and a file transfer protocol (FTP) site. During the years following the introduction of PPI Internet services, use of these sites eclipsed more traditional methods of data dissemination, such as subscriptions to the *PPI Detailed Report*. There were more than 2.1 million instances of PPI series being downloaded from the Internet during the 12 months ended December 31, 2008.

## Retrieving PPI data from the PPI Web site

PPI data can be obtained from the WWW address ([www.bls.gov/ppi](http://www.bls.gov/ppi)). Clicking on the “PPI Databases” link reveals the following methods of data retrieval:

- **Top Picks** is a form-based application for both Industry Data and Commodity Data that allows the user to quickly obtain PPI time series data by selecting the most commonly requested time series, including the All Commodities Index and the stage-of-processing indexes (for example, Finished Goods). Within each list, any one—or all—of the time series

shown can be selected. A user can modify the date range and output options after executing the query, using the reformat button above the data output table.

- **One-Screen Data Search and Multi-Screen Data Search** are form-based query applications for both Industry Data and Commodity Data designed for users unfamiliar with the PPI coding structure. These applications guide a user through the PPI classification system by listing index titles and do not require knowledge of commodity or industry codes. Data retrieved are based on a query formulated by selecting data characteristics from lists provided. Two options are available to create customized tables, depending on a user’s browser capability. The one-screen option is a JavaScript application that uses a single screen to guide a user through the available time series data. The second option is a multiple-screen, non-Java-based application. Both methods allow a user to browse the PPI coding structure and select multiple series codes. Users can modify the date range and output options after executing the query using the reformat button above the data output table.
- **Series Report** is a form-based application that uses formatted PPI time series identifiers (commodity or industry codes) as input in extracting data according to a specified set of date ranges and output options. This application provides the most efficient path for users who are familiar with the format of PPI time series identifiers. Up to 300 indexes can be extracted at a time.

There are five alphabetic prefixes used to create unique PPI time series identifiers: WP, WD, PC, PD, and ND. Each provides the user access to a different PPI database. Adding either a “u” (not seasonally adjusted) or an “s” (seasonally adjusted) to the end of these prefixes further specifies the type of data needed.

## EXAMPLES

**For commodity and stage-of-processing indexes,** series identifiers combine a “wpu” prefix (not seasonally adjusted) or a “wps” prefix (seasonally adjusted) with a commodity code.

<u>Commodity code</u>	<u>Provides data for:</u>
wps141101	Passenger cars, seasonally adjusted
wpu141101	Passenger cars, not seasonally adjusted
wpusop3000	Finished goods, not seasonally adjusted

**For discontinued commodity indexes**, series identifiers combine a “wdu” prefix (not seasonally adjusted) or a “wds” prefix (seasonally adjusted) with a commodity code.

<u>Commodity code</u>	<u>Provides data for:</u>
wds019	Other farm products, seasonally adjusted
wdu0635	Preparations, ethical (prescription), not seasonally adjusted
wdusi138011	Stainless steel mill products, not seasonally adjusted

**Current price indexes grouped by industry according to NAICS** have series identifiers that begin with the prefix “pcu.” After the prefix, there are 12 digits (the 6-digit industry code is listed twice) followed by up to 7 alphanumeric characters identifying product detail. Dashes are used as placeholders for higher-level industry group codes.

<u>Industry-product code, current NAICS series</u>	<u>Provides data for:</u>
pcu325---325---	Chemical manufacturing, not seasonally adjusted
pcu336110336110	Automobile and light duty motor vehicle manufacturing
pcu621111621111411	Offices of physicians, one- and two-physician practices and single-specialty group practices, general/family practice
pcu325412325412A	Pharmaceutical preparation manufacturing, pharmaceuticals acting on the respiratory system

**Discontinued industry-product codes based on SIC** combine a “pdu” prefix and “#” between the fourth and fifth characters of the product code. Series identifiers for the discontinued dataset use underscores as placeholders to complete a reference to an SIC industry group code of fewer than four digits. (All PPI industry-based indexes organized by SIC were discontinued with the introduction of NAICS.)

<u>Industry-product code, discontinued SIC series</u>	<u>Provides data for:</u>
pdu28_#	Chemicals and allied products, not seasonally adjusted
pdu331_#	Blast furnaces, steel works, and rolling and finishing mills, not seasonally adjusted
pdu3711#111	Passenger cars

**Price indexes for discontinued series grouped by industry according to NAICS** have identifiers that begin with the prefix “ndu.” After the prefix, there are 12 numeric digits (the 6-digit industry code is listed twice), and up to 7 additional alphanumeric characters that identify product detail. Dashes are used as placeholders for higher-level industry group codes.

<u>Industry-product code, discontinued NAICS series</u>	<u>Provides data for</u>
ndu212231212231	Lead ore and zinc ore mining
ndu2122312122312	Lead and zinc concentrates
ndu212231212231214	Lead concentrates

- **Text Files (FTP)** and the FTP server are best suited for users requiring access to either a large volume of time series data or other PPI-related documentation (such as seasonal factor and relative importance tables). The FTP sites can be accessed at <ftp://ftp.bls.gov> or directly from the links on the “PPI Databases” page or the PPI homepage. Data and documentation available for download include the following:

	<u>Directory:</u>
Industry Data	<a href="#">/pub/time.series/pc</a>
Industry Data - Discontinued (NAICS basis)	<a href="#">/pub/time.series/nd</a>
(SIC basis)	<a href="#">/pub/time.series/pd</a>
Commodity Data	<a href="#">/pub/time.series/wp</a>
Commodity Data - Discontinued Series	<a href="#">/pub/time.series/wd</a>
Special requests	<a href="#">/pub/special.requests/ppi</a>

The FTP site maintains files to help with searches and downloads. These files are centrally located in the [/pub/doc](#) directory. Within this directory, the **overview.txt** file contains an overview relating to all BLS data available through the FTP site. For current commodity-based PPI data, the program help file is **wp.txt**; for discontinued commodity series, **wd.txt**; for current industry-based PPI data based on NAICS, **pc.txt**; for industry-based SIC time series that have been discontinued, **pd.txt**; and for industry-based NAICS series that have been discontinued, **nd.txt**.

Users who prefer downloading PPI datasets as individual ZIP files should go to the directory labeled [/pub/time.series/compressed/tape.format/](#) on the FTP site. This directory includes six PPI-specific ZIP files, one for each of the PPI databases—WP, WD, PC, ND, and PD—and a ZIP file for the annual 5-year revision to historical seasonal PPIs.

## Other Sources of PPI Data

PPI data can also be accessed via the BLS homepage ([www.bls.gov](http://www.bls.gov)). Clicking on the “Databases & Tools” tab at the top of the homepage calls up a listing all available BLS programs.

## **Additional information**

The PPI homepage ([www.bls.gov/ppi](http://www.bls.gov/ppi)) contains additional information regarding PPI data and methodology. The top section of the homepage provides PPI news releases, both current and archived, as well as general PPI information. The “Tables Created by BLS” section found beneath the

statistics section provides relative importance and seasonal factor tables. The remaining sections offer special notices and publications pertaining to PPI methodology and applications.

For questions or comments regarding PPI data classification, methodology, or data availability on the Internet, call or e-mail the Section of Index Analysis and Public Information at (202) 691-7705 or [ppi-info@bls.gov](mailto:ppi-info@bls.gov).